



# 2023 BASEBALL GAME NOTES

CORNELLBIGRED.COM ▶ @CORNELLBASEBALL ▶ @CORNELLSPORTS ▶ @IVYLEAGUE ▶ #YELLCORNELL

GAMES 20-22 • VS. BROWN • HOY FIELD • ITHACA, N.Y.

## CORNELL BIG RED

4-15 OVERALL 3-3 IVY LEAGUE

**DAN PEPICELLI**  
HEAD COACH, 19<sup>TH</sup> SEASON  
**79-135-1** (.370)  
AT CORNELL, 8<sup>TH</sup> SEASON



## BROWN BEARS

4-17 OVERALL 1-5 IVY LEAGUE

**GRANT ACHILLES**  
HEAD COACH, 10<sup>TH</sup> SEASON  
**89-187** (.322)  
AT BROWN, 10<sup>TH</sup> SEASON



## PROBABLE PITCHING MATCHUPS (SUBJECT TO CHANGE)

### GAME ONE

SATURDAY (DH) • 11:30 A.M.



RHP **Ethan Hamill** (0-4, 8.65)  
RHP **Paxton Meyers** (0-0, 0.00)

### GAME TWO

SATURDAY (DH) • APPROX 2:30 P.M.



LHP **Noah Keller** (1-3, 7.23)  
RHP **Santhosh Gottam** (0-3, 8.80)

### GAME THREE

SUNDAY • 12:00 P.M.



RHP **Von Baker** (0-3, 10.62)  
TBA

## FIRST PITCH

▶ The Cornell baseball team hosts Brown in its first home Ivy League series of the 2023 season this weekend at Hoy Field.

## LAST TIME OUT

▶ Senior right fielder **SAM KAPLAN** drove in a career-high five runs as the Cornell baseball team defeated its crosstown rival Ithaca, 13-3, at Hoy Field on Tuesday. Kaplan went 2-for-4 on the day with a double and home run while posting his five RBI.

▶ Sophomore left fielder **KYLE MUSSER** had a team-high three hits on the day, going 3-for-4 with a double and a RBI. Fellow sophomores **JOHN QUINLAN** and **JAKOBI DAVIS**, and junior first baseman **RYAN ROSS** also registered multi-hit days for Cornell.

▶ Senior **AUGUST BIBEN** earned his first collegiate victory, pitching one inning of relief of junior right-hander **VON BAKER**, who allowed just one baserunner over his two-inning start.

## OFF TO A GOOD START

▶ Cornell is off to its best six-game start in Ivy League play since 2015, when it posted a 4-2 record over its first six Ancient Eight contests.

▶ With a win in the opening game of Saturday's doubleheader, Cornell will have its best seven-game start to Ivy League play since going 4-3 in 2015.

▶ Two victories this weekend would ensure the Big Red of having at least a .500 record after its first nine Ivy League games for the ninth time since the disbandment of the Eastern Intercollegiate Baseball League following the 1992 season.

▶ A sweep of Brown would give Cornell a 6-3 record, marking the Big Red's best nine-game start to Ancient Eight play since 2014 when it also had a 6-3 mark.

## HONEY BUNCHES OF RUNS

▶ Cornell has shown a knack of scoring runs in bundles so far this season. Of the Big Red's 93 runs scored this season, 71 have come in multi-run innings.

▶ The Big Red has scored two runs in an inning on 14 occasions this season. They have had four instances of plating three or four runs in a frame. Cornell has also had a trio of five-run frames.

▶ In Cornell's 19 contests played so far this season, Cornell has registered at least one multi-run inning in 16 games (84.2 percent of games).

## CORNELL HISTORY

**BEST 9-GAME STARTS TO IVY LEAGUE PLAY**  
*Since Disbandment of EIBL (1993 - Present)*

SEASON	RECORD	W%
2012	8-1	.889
2014	6-3	.667
1994	5-4	.556
1995	5-4	.556
1998	5-4	.556
2007	5-4	.556
2013	5-4	.556
2015	5-4	.556

## STAT BREAKDOWN

**RUN-SCORING BREAKDOWN**  
*This Season*

NUMBER OF RUNS	RUNS	PCT
One-Run Innings	26	26.8%
▶ Multi-Run Innings	71	73.2%

## 2023 SCHEDULE

DATE OPPONENT TV TIME/RESULT

### FEBRUARY (0-3)

2/24	AT JAMES MADISON		L, 5-11
2/25	AT JAMES MADISON		L, 2-9
2/26	AT JAMES MADISON		L, 5-7

### MARCH (2-10)

3/3	VS. BALL STATE		L, 2-5
3/4	VS. PURDUE FORT WAYNE		L, 3-6
3/5	AT #5 WAKE FOREST	ACCN	L, 3-10
3/10	AT VCU	ESPN+	L, 9-14
3/11	AT VCU	ESPN+	L, 5-10
3/12	AT VCU	ESPN+	L, 3-9
3/18	AT GEORGE MASON (DH)	ESPN+	L, 5-10
3/18	AT GEORGE MASON (DH)	ESPN+	L, 3-4
3/19	AT GEORGE MASON	ESPN+	L, 4-15
3/24	AT YALE* (DH)	ESPN+	W, 5-3
3/26	AT YALE* (DH)	ESPN+	L, 2-12
3/26	AT YALE*	ESPN+	W, 7-5

### APRIL (2-2)

4/1	AT COLUMBIA* (DH)	ESPN+	L, 6-12
4/1	AT COLUMBIA* (DH)	ESPN+	L, 1-15
4/2	AT COLUMBIA*	ESPN+	W, 13-8
4/4	ITHACA	ESPN+	W, 13-3
4/8	BROWN* (DH)	ESPN+	11:30 A.M.
4/8	BROWN* (DH)	ESPN+	2:30 P.M.
4/9	BROWN*	ESPN+	12 P.M.
4/11	AT BINGHAMTON	ESPN+	6:30 P.M.
4/15	AT HARVARD* (DH)	ESPN+	11:30 A.M.
4/15	AT HARVARD* (DH)	ESPN+	2:30 P.M.
4/16	AT HARVARD*	ESPN+	12 P.M.
4/18	BINGHAMTON	ESPN+	3:30 P.M.
4/22	PRINCETON* (DH)	ESPN+	11:30 A.M.
4/22	PRINCETON* (DH)	ESPN+	2:30 P.M.
4/23	PRINCETON*	ESPN+	12 P.M.
4/29	PENN* (DH)	ESPN+	11:30 A.M.
4/29	PENN* (DH)	ESPN+	2:30 P.M.
4/30	PENN*	ESPN+	12 P.M.

### MAY

5/2	AT BINGHAMTON		6:30 P.M.
5/6	AT DARTMOUTH* (DH)	ESPN+	11:30 A.M.
5/6	AT DARTMOUTH* (DH)	ESPN+	2:30 P.M.
5/7	AT DARTMOUTH*	ESPN+	12 P.M.

### 2023 IVY LEAGUE CHAMPIONSHIP SERIES

5/19 - 5/21	TBD	ESPN+	TBA
-------------	-----	-------	-----

\* - Denotes Ivy League contest  
Bold Red CAPS denotes home game  
All game times Eastern, subject to change



## MEDIA CONTACT

### MARSHALL HAIM

Assistant Director of Athletic Communications

✉ mh2348@cornell.edu  
☎ (716) 465-4945 (mobile)

## POSITIONAL ROSTER

## PITCHERS (13)

#	NAME	POS	HT	WT	YR	B/T	HOMETOWN	HIGH SCHOOL
5	Chris Ellison	RHP	6-0	190	So.	R/R	Howell, N.J.	Howell HS
9	Story Kimura	RHP	6-0	175	Jr.	R/R	Dallas, Texas	The Lawrenceville School (N.J.)
16	Will Long	RHP	6-0	170	So.	R/R	Great Falls, Va.	Langley HS
17	William Stephens	RHP	6-2	205	Jr.	R/R	Stone Mountain, Ga.	Marist HS
19	Noah Keller	LHP	6-1	210	Fr.	L/L	Goodrich, Mich.	Goodrich HS
20	Ethan Hamill	RHP	6-3	200	Fr.	R/R	Chester, Va.	Thomas Dale HS
26	Tom Clancy	RHP	6-1	190	So.	R/R	Westfield, N.J.	Newark Academy
28	Spencer Edwards	LHP	6-3	190	Sr.	L/L	Rancho Santa Margarita, Calif.	Santa Margarita Catholic
31	John Gerfen	LHP	6-0	195	Fr.	R/L	Brewster, N.Y.	Brewster HS
32	Carson Mayfield	RHP	6-5	200	Fr.	R/R	Annandale, Va.	Bishop O'Connell HS
34	Von Baker	RHP	6-7	235	Jr.	R/R	St. Johnsville, N.Y.	Oppenheim-Ephratah-St. Johnsville HS
42	Josh Shea	RHP	5-11	175	Fr.	R/R	Cortlandt Manor, N.Y.	Hendrick Hudson HS
45	August Biben	RHP	6-0	230	Sr.	R/R	New York, N.Y.	Riverdale County School

## CATCHERS (3)

#	NAME	POS	HT	WT	YR	B/T	HOMETOWN	HIGH SCHOOL
1	John Quinlan	C/OF	5-9	180	So.	S/R	Menlo Park, Calif.	Menlo-Atherton HS
23	Braden Mack	C/RHP	6-2	210	Jr.	R/R	Woodbridge, Va.	Potomac HS
40	Nathan Waugh	C	6-5	230	Jr.	R/R	Placentia, Calif.	Yorba Linda HS

## INFIELDERS (10)

#	NAME	POS	HT	WT	YR	B/T	HOMETOWN	HIGH SCHOOL
2	Matt Barnhorst	INF/OF	6-0	195	Jr.	R/R	Ponte Vedra Beach, Fla.	Ponte Vedra HS
3	Ryan Ross	INF	6-0	195	Sr.	R/R	Elmhurst, Ill.	York Community HS
7	Max Jensen	INF	6-2	190	So.	L/R	Burke, Va.	Lake Braddock Secondary
8	Franco Alonso	INF	6-2	195	Sr.	R/R	Pasadena, Calif.	Polytechnic School
12	Ryan Porter	INF	6-0	185	So.	R/R	Houston, Texas	Paetow HS
13	Shane Russell	1B	6-2	220	Sr.	R/R	Matthews, N.C.	Charlotte Christian School
18	TJ Swidorski	INF	6-0	185	Fr.	R/R	Woodbury, Minn.	East Ridge HS
25	Beck Urofsky	INF/RHP	6-4	225	Fr.	R/R	Silver Spring, Md.	Bethesda-Chevy Chase HS
30	Joe Hollerbach	INF	6-3	215	Sr.	R/R	Orinda, Calif.	Miramonte HS
37	William Jaun	1B/LHP	6-3	225	So.	L/L	Loveland, Ohio	St. Xavier HS

## OUTFIELDERS (7)

#	NAME	POS	HT	WT	YR	B/T	HOMETOWN	HIGH SCHOOL
4	Caden Wildman	OF	6-3	215	Fr.	R/R	Woodbury, Minn.	East Ridge HS
6	Kyle Musser	OF	5-10	182	So.	R/R	Lititz, Pa.	Manheim Township HS
11	Wils Guy	OF	5-10	165	Sr.	R/R	San Luis Obispo, Calif.	San Luis Obispo HS
15	Sam Kaplan	OF	6-1	210	Sr.	R/R	Las Vegas, Nev.	The Meadows School
21	Elijah Diaz	OF	5-8	181	Sr.	L/L	Bronx, N.Y.	All Hallows HS
22	Jakobi Davis	OF	6-4	210	So.	L/L	Sarasota, Fla.	Sarasota Riverview HS
36	Matthew Walters	OF/RHP	5-11	195	Fr.	R/R	Granbury, Texas	Granbury HS

## CORNELL COACHING AND SUPPORT STAFF

**Ted Thoren** Head Coach of Cornell Baseball: Dan Pepicelli (SUNY Cortland '94), 8th season

**Associate Head Coach:** Tom Ford (Ithaca '79), 33rd season with program; 15th in role

**Assistant Coach (Third Base Coach):** John Toppa (UConn '19), 2nd season with program; 1st in role

**Volunteer Assistant Coach (First Base Coach):** Justin Devoid (Colby-Sawyer '17), 1st season with program

**Athletic Trainer:** Grace DeStefano, 1st season with team

## NUMERICAL ROSTER

#	NAME	POS	YR
1	John Quinlan	C/OF	So.
2	Matt Barnhorst	INF/OF	Jr.
3	Ryan Ross	INF	Sr.
4	Caden Wildman	OF	Fr.
5	Chris Ellison	RHP	So.
6	Kyle Musser	OF	So.
7	Max Jensen	INF	So.
8	Franco Alonso	INF	Sr.
9	Story Kimura	RHP	Jr.
11	Wils Guy	OF	Sr.
12	Ryan Porter	INF	So.
13	Shane Russell	1B	Sr.
14	Dan Pepicelli	HC	8th
15	Sam Kaplan	OF	Sr.
16	Will Long	RHP	So.
17	William Stephens	RHP	Jr.
18	TJ Swidorski	INF	Fr.
19	Noah Keller	LHP	Fr.
20	Ethan Hamill	RHP	Fr.
21	Elijah Diaz	OF	Sr.
22	Jakobi Davis	OF	So.
23	Braden Mack	C/RHP	Jr.
24	Tom Ford	AHC	33rd
25	Beck Urofsky	INF/RHP	Fr.
26	Tom Clancy	RHP	So.
27	John Toppa	AC	2nd
28	Spencer Edwards	LHP	Sr.
30	Joe Hollerbach	INF	Sr.
31	John Gerfen	LHP	Fr.
32	Carson Mayfield	RHP	Fr.
34	Von Baker	RHP	Jr.
36	Matthew Walters	OF/RHP	Fr.
37	William Jaun	1B/LHP	So.
40	Nathan Waugh	C	Jr.
42	Josh Shea	RHP	Fr.
44	Justin Devoid	VAC	1st
45	August Biben	RHP	Sr.

## PRONUNCIATION GUIDE

#	NAME	PRONUNCIATION
6	Kyle Musser	MUSS-er
9	Story Kimura	kih-MURR-uh
15	Sam Kaplan	CAP-lynn
18	TJ Swidorski	swi-DOOR-skee
22	Jakobi Davis	juh-CO-bee
25	Beck Urofsky	YUHR-off-skee
30	Joe Hollerbach	HAHL-err-back
31	John Gerfen	guhr-fin
37	William Jaun	jon
40	Nathan Waugh	WAH
45	August Biben	BYE-bin
HC	Dan Pepicelli	pep-i-SELL-ee
AC	John Toppa	TOE-puh
VAC	Justin Devoid	dih-VOID

SATURDAY'S GAME ONE PROBABLE STARTING PITCHER



**ETHAN HAMILL RHP #20**

2023 STATS: 0-4, 8.65 ERA, 26.0 IP, 12 BB, 12 SO

Height / Weight: 6-3 / 200 lbs.  
Hometown: Chester, Va.  
High School: Thomas Dale HS

Bats/Throws: R/R  
Year: Freshman

NEWS & NOTES ON HAMILL

- ▶ Wound up as losing pitcher in last outing at Columbia last Saturday (April 1) ... gave up six runs on eight hits over 4.2 innings of work.
- ▶ Recorded Cornell's first quality start of the season (6 IP, 1 ER) in nightcap of March 18 doubleheader at George Mason ... allowed two runs (one earned) on seven hits, while walking one and fanning three.
- ▶ After issuing seven walks across his first two starts, Hamill has issued five walks over last four outings.
- ▶ Earned four letters in baseball at Thomas Dale HS ... named an All-Region and All-Metro selection in 2022 ... two-time district champion in 2021 and 2022.
- ▶ Awarded 2022 US Army Reserve National Scholar-Athlete Award.
- ▶ Nominated for 2022 Richmond Sports Backers Male Scholar-Athlete of the Year.

2023 GAME LOG (6 G/6 GS/1 QS)

Date	W-L	SCORE	IP	H	R	ER	HR	BB	SO	P/K	LEFT
2/25	L	2-9	3.0	3	4	4	1	5	0	75/38	2-4
3/4	L	3-6	4.0	6	3	3	2	2	3	67/42	0-3
3/11	L	5-10	4.0	11	8	8	1	1	4	73/38	5-8
3/18 (2)	ND	3-4	6.0	7	2	1	0	1	3	83/55	2-2
3/24	ND	5-3	4.1	5	3	3	1	1	2	68/40	1-2
4/1	L	7-12	4.2	8	6	6	3	2	0	95/52	3-6
<b>TOTALS</b>	<b>0-4</b>	<b>8.65</b>	<b>26.0</b>	<b>40</b>	<b>26</b>	<b>25</b>	<b>8</b>	<b>12</b>	<b>12</b>	<b>461/265</b>	<b>57.5%</b>

BIG RED RECORD IN STARTS: 1-5

CAREER STATS

	W	L	ERA	G	GS	CG	IP	H	R	ER	HR	BB	SO	WHIP
2023	0	3	9.00	6	6	0	25.0	40	26	25	7	12	12	2.08
<b>TOTALS</b>	<b>0</b>	<b>3</b>	<b>9.00</b>	<b>6</b>	<b>6</b>	<b>0</b>	<b>25.0</b>	<b>40</b>	<b>26</b>	<b>25</b>	<b>7</b>	<b>12</b>	<b>12</b>	<b>2.08</b>

SATURDAY'S GAME TWO PROBABLE STARTING PITCHER



**NOAH KELLER LHP #19**

2023 STATS: 1-3, 7.23 ERA, 23.2 IP, 19 BB, 26 SO

Height / Weight: 6-1 / 210 lbs.  
Hometown: Goodrich, Mich.  
High School: Goodrich HS

Bats/Throws: L/L  
Year: Freshman

NEWS & NOTES ON KELLER

- ▶ Ended up as losing pitcher for first time in four starts last Sunday at Columbia (April 2) ... despite getting the loss, Keller excelled on the mound by allowing four hits and two runs (one earned) over 4 IP.
- ▶ Recorded at least five strikeouts in four of last five outings ... 12 SO in last two outings (10 IP).
- ▶ Logged first collegiate win and first quality start March 26 at Yale ... fanned Cornell season-high seven batters (four looking) while scattering five hits and three runs (two earned) in 6 IP.
- ▶ Started season opener at James Madison (Feb. 24) ... became first Cornell freshman to start season opener since RHP **COREY PAPPAL** (2/29/08 vs. Siena) ... first LHP to start the Big Red's season-opener since LHP **ZACH MCCULLLEY** (3/1/14 vs. Navy).
- ▶ Four-year letterwinner in baseball at Goodrich HS ... three-time All-Conference selection (2019, 2021, 2022) ... two-time All-State selection (2021, 2022).
- ▶ Named to 2022 All-State Dream Team.

2023 GAME LOG (7 G/6 GS/1 QS)

Date	W-L	SCORE	IP	H	R	ER	HR	BB	SO	P/K	LEFT
2/24	L	5-11	3.0	4	6	6	1	5	1	67/36	5-2
3/3	ND	2-5	4.2	3	2	1	0	4	5	85/47	2-2
3/10	L	9-14	2.0	4	6	6	1	4	5	62/32	5-6
3/12*	ND	3-9	0.1	0	0	0	0	1	0	9/3	3-9
3/19	ND	4-15	3.2	4	3	3	0	1	3	65/34	3-3
3/26 (2)	W	7-5	6.0	5	3	2	1	1	7	80/44	6-3
4/2 (1)	L	1-15	4.0	4	2	1	0	3	5	90/49	0-2
<b>TOTALS</b>	<b>1-3</b>	<b>7.23</b>	<b>23.2</b>	<b>24</b>	<b>22</b>	<b>19</b>	<b>3</b>	<b>19</b>	<b>26</b>	<b>458/245</b>	<b>53.5%</b>

BIG RED RECORD IN STARTS: 1-5

CAREER STATS

	W	L	ERA	G	GS	CG	IP	H	R	ER	HR	BB	SO	WHIP
2023	1	3	7.23	7	6	0	23.2	24	22	19	3	19	26	1.82
<b>TOTALS</b>	<b>1</b>	<b>3</b>	<b>7.23</b>	<b>7</b>	<b>6</b>	<b>0</b>	<b>23.2</b>	<b>24</b>	<b>22</b>	<b>19</b>	<b>3</b>	<b>19</b>	<b>26</b>	<b>1.82</b>

\* - denotes relief appearance

SUNDAY'S PROBABLE STARTING PITCHER



**VON BAKER RHP #34**

2023 STATS: 0-3, 10.62 ERA, 20.1 IP, 21 BB, 16 SO

Height / Weight: 6-7 / 235 lbs.  
Hometown: St. Johnsville, N.Y.  
High School: Oppenheim-Ephratah-St. Johnsville HS

Bats/Throws: R/R  
Year: Junior

NEWS & NOTES ON BAKER

- ▶ Pitched two scoreless innings in Cornell's victory over Ithaca on Tuesday ... also did not allow a hit while walking one and striking out one Bomber
- ▶ Did not factor in the decision against Columbia in the nightcap of Sunday's doubleheader with the Lions ... allowed three runs on three hits over two innings of work while walking three and striking out one.
- ▶ Six strikeouts in season debut at James Madison matched his career high when he pitched a career-high 6.1 innings on March 25, 2022 vs. Harvard.
- ▶ Baker made 12 appearances (four starts) in first collegiate season last year after his freshman season in 2021 was canceled due to COVID-19 pandemic.

2023 GAME LOG (7 G/7 GS/0 QS)

Date	W-L	SCORE	IP	H	R	ER	HR	BB	SO	P/K	LEFT
2/26	ND	5-7	5.2	4	1	1	0	3	6	92/53	5-1
3/5	L	3-10	4.0	5	6	5	0	5	3	84/41	1-6
3/12	ND	3-9	4.0	3	3	1	0	2	4	85/43	2-3
3/18 (1)	L	5-10	2.0	6	6	6	1	2	1	61/35	0-6
3/26 (1)	L	2-12	0.2	1	8	8	0	5	0	42/19	0-5
4/2 (2)	ND	13-8	2.0	3	3	3	0	3	1	43/18	5-3
4/4	ND	13-3	2.0	0	0	0	0	1	1	31/16	0-0
<b>TOTALS</b>	<b>0-3</b>	<b>10.62</b>	<b>20.1</b>	<b>22</b>	<b>27</b>	<b>24</b>	<b>1</b>	<b>21</b>	<b>16</b>	<b>438/225</b>	<b>51.4%</b>

BIG RED RECORD IN STARTS: 2-5

CAREER STATS

	W	L	ERA	G	GS	CG	IP	H	R	ER	HR	BB	SO	WHIP
2021	— NO SEASON (COVID-19 PANDEMIC) —													
2022	0	3	15.04	12	4	0	23.1	30	46	39	3	38	23	2.91
2023	0	3	10.62	7	7	0	20.1	22	27	24	1	21	16	2.11
<b>TOTALS</b>	<b>0</b>	<b>6</b>	<b>12.98</b>	<b>19</b>	<b>11</b>	<b>0</b>	<b>43.2</b>	<b>52</b>	<b>73</b>	<b>63</b>	<b>4</b>	<b>59</b>	<b>39</b>	<b>2.54</b>

CORNELL QUICK FACTS

GENERAL INFORMATION

Location . . . . . Ithaca, N.Y.  
 Enrollment (2021 Undergraduate) . . . . . 15,503  
 Founded . . . . . 1865  
 Nickname . . . . . Big Red  
 School Colors . . . . . Carnelian Red (Pantone 187) and White  
 Conference . . . . . The Ivy League  
 President . . . . . Martha E. Pollack  
 Meakam\*Smith Director of Athletics . . . . . Dr. Nicki Moore  
 Athletics Website . . . . . CornellBigRed.com

HISTORY

Seasons of Baseball . . . . . 152nd  
 First Season . . . . . 1869  
 All-Time Record (Win %) . . . . . 1743-1974-35 (.469)  
 Ivy League Regular-Season Titles (last) . . . . . 6 (2012)  
 Ivy League Championship Titles (last) . . . . . 1 (2012)  
 NCAA Tournament Appearances (last) . . . . . 2 (2012)  
 NCAA Tournament Record (Win %) . . . . . 2-4 (.333)  
 Most Consecutive NCAA Appearances . . . . . Never  
 College World Series Appearances (last) . . . . . Never  
 National Championships . . . . . None

HOY FIELD

Year Opened (Seasons) . . . . . 1922 (101st)  
 Capacity . . . . . 500  
 All-Time Record (Win %) . . . . . 635-520-8 (.549)  
 Under Dan Pepicelli (Win %) . . . . . 27-36-1 (.430)

BOOTH FIELD

Year Opened (Seasons) . . . . . 2023 (1st)  
 Capacity . . . . . 500  
 All-Time Record (Win %) . . . . . 0-0 (.000)  
 Under Dan Pepicelli (Win %) . . . . . 0-0 (.000)

COACHING STAFF

Head Coach . . . . . Dan Pepicelli (Cortland '90)  
 Record at Cornell . . . . . 79-135-1 (.370)  
 Overall Record . . . . . 300-312-3 (.490)  
 Associate Head Coach . . . . . Tom Ford (Ithaca '79)  
 Assistant Coach . . . . . John Toppa (UConn '19)  
 Volunteer Assistant . . . . . Justin Devoid (Colby-Sawyer '17)

2022 IN REVIEW

Overall Record . . . . . 11-25  
 Ivy League Record (Finish) . . . . . 5-16 (7th)  
 Home Record . . . . . 4-9  
 Road Record . . . . . 7-15  
 Neutral Record . . . . . 0-1  
 Ivy League Championship Series . . . . . Did not qualify  
 NCAA Tournament . . . . . Not selected

2023 TEAM INFORMATION

Returners / Lost . . . . . 24 / 11  
 Newcomers . . . . . 9  
 Fr / So / Jr / Sr . . . . . 9 / 9 / 6 / 9



COMMUNICATIONS

Jeremy Hartigan  
 Associate Director of Athletics for Communications  
 Marshall Haim  
 Assistant Director of Athletic Communications (BB)  
 Phone . . . . . 716.465.4945  
 Email . . . . . mh2348@cornell.edu  
 Matthew Jensen  
 Assistant Director of Athletic Communications  
 Aaron Kelly  
 Communications Coordinator

Mailing Address . . . . . Cornell University Athletics  
 Teagle Hall, 512 Campus Road, Ithaca, N.Y., 14853  
 Twitter / Instagram . . . . . @CornellSports  
 Facebook . . . . . /CornellSports

#YELLCORNELL

SCOUTING REPORT

	as of 4/5/23	
<b>.243</b>	BATTING AVG.	<b>&gt;&gt; .245</b>
<b>5.11</b>	<< RUNS	<b>4.71</b>
<b>1.84</b>	<< DOUBLES	<b>1.43</b>
<b>0.16</b>	TRIPLES	<b>&gt;&gt; 0.38</b>
<b>0.89</b>	<< HOME RUNS	<b>0.52</b>
<b>4.79</b>	<< RBI	<b>&gt;&gt; 4.48</b>
<b>.340</b>	ON-BASE PCT.	<b>&gt;&gt; .352</b>
<b>.389</b>	<< SLUGGING PCT.	<b>.356</b>
<b>29/40 (.725)</b>	<< STOLEN BASES	<b>25/35 (.714)</b>
<b>7.93</b>	ERA	<b>&gt;&gt; 6.97</b>
<b>6.37</b>	STRIKEOUTS	<b>&gt;&gt; 8.67</b>
<b>.297</b>	OPPONENT AVG.	<b>&gt;&gt; .278</b>
<b>1.94</b>	WHIP	<b>&gt;&gt; 1.72</b>
<b>.954</b>	FIELDING PCT.	<b>&gt;&gt; .961</b>

ABOUT BROWN

- ▶ Brown enters this weekend's three-game series on a three-game losing streak after being swept by Yale on its home field.
- ▶ Jacob Burley has a team-leading .356 batting average and has scored the most of any player, crossing home plate 15 times.
- ▶ Ryan Marra has a Brown-leading four home runs and 17 RBI on the year. Derian Morphew has the most doubles (9) and is tied for the most triples with Jared Johnson (2).
- ▶ Christian Keel has been solid out of the Bears' bullpen, posting a 2.38 ERA in 11.1 IP over six relief outings. He has 13 punchouts to just three walks and opponents have hit just .205 off him so far this year.
- ▶ Bobby Olsen (2-3, 6.65 ERA), Santhosh Gottam (0-3, 8.80 ERA), and Tobey McDonough (0-5, 9.62 ERA) have been the main starters for Brown this season. Dylan Reid (0-2, 4.95 ERA) has started four of his six outings, including two of his last three appearances.

JOINING THE HIT PARADE

▶ In last weekend's series with Columbia, the Big Red recorded 10-plus hits in all three games. The Big Red totaled 38 hits in the series, while posting a team batting average of .336.

▶ Cornell logged a season-high 18 hits in the victory over Columbia last Sunday, marking the most hits in a single game since also having 18 hits against Princeton on April 30, 2017. The output is tied for the third-most by the Big Red under Ted Thoren Head Coach of Baseball **DAN PEPICELLI**.

▶ Of the 38 hits recorded by Cornell last weekend, 18 went for extra bases (11 doubles, one triple, six home runs). Cornell's six home runs in the series were the most in a single weekend since also hitting six against Dartmouth last year at Hoy Field on April 23 and 24.

▶ After having 12 hits in the victory on March 26 at Yale, Cornell has five consecutive games with at least 10 hits. It is the first time the Big Red has had five consecutive 10-hit games since stringing together another five-game streak from April 21-28, 2018.

▶ During the stretch, the Big Red has hit at a .348 clip (63-of-181) with 27 extra-base hits (17 doubles, two triples, eight home runs), leading to a .597 slugging percentage and a 1.010 OPS.

NO. 300 FOR PEP

▶ **DAN PEPICELLI**, the Ted Thoren Head Coach of Cornell Baseball, earned his 300th career head coaching victory in Cornell's 13-3 victory over crosstown rival Ithaca this past Tuesday.

TOUGH TO TOUCH

▶ Over 11 relief outings this season, senior left-handed pitcher **SPENCER EDWARDS** has been tough to hit off of this season.








▶ Edwards enters this weekend's series against Brown with opponents hitting at a .205 clip off him (15 hits in 73 at-bats), which ranks as the fourth-best average in the Ivy League, after games completed on Wednesday.

▶ His 15 hits allowed are the fewest by any eligible Ivy League pitcher. Princeton's Justin Kim has allowed the second-fewest number (16).

▶ After allowing five hits in his first appearance of the season on Feb. 25 at James Madison, Edwards has given up 10 hits over 17.1 innings pitched.






STAT BREAKDOWN

MOST HITS IN A GAME UNDER PEPICELLI  
 Since 2016

OPPONENT	DATE	HITS
 Towson	4/5/17	28
 Columbia	4/15/17	19
 Princeton	4/30/17	18
▶  Columbia	<b>4/2/22 (G2)</b>	<b>18</b>
 Penn	4/21/18	17
 Harvard	4/8/17	16
 Columbia	5/12/18	16

IVY LEAGUE LEADERS

BATTING AVERAGE AGAINST LEADERS  
 Among Ivy League Pitchers (through 4/5/23)

PLAYER	H	AB	BAA
 Owen Coady	20	122	.164
 Justin Kim	16	94	.170
 Cole Zaffiro	23	113	.204
▶  <b>Spencer Edwards</b>	<b>15</b>	<b>73</b>	<b>.205</b>
 Ryan Dromboski	22	102	.216

2023 IVY LEAGUE STANDINGS

as of 4/6/23	IVY LEAGUE				OVERALL			HOME	AWAY	NEUTRAL	RPI
	SCHOOL	W-L	PCT	GB	STREAK	W-L	PCT				
Penn	4-2	.667	—	W3	14-10	.583	W4	4-3	10-7	0-0	183
Columbia	4-2	.667	—	L1	13-11	.542	W1	7-2	6-9	0-0	101
Princeton	4-2	.667	—	L2	10-14	.417	L3	3-1	7-13	0-0	187
Yale	4-2	.667	—	W3	9-13	.409	L1	2-3	7-10	0-0	246
Harvard	4-2	.667	—	W2	8-16	.333	W3	3-1	4-12	1-3	226
Cornell	<b>3-3</b>	<b>.500</b>	<b>1.0</b>	<b>W1</b>	<b>4-15</b>	<b>.211</b>	<b>W2</b>	<b>1-0</b>	<b>3-13</b>	<b>0-2</b>	<b>253</b>
Brown	1-5	.167	3.0	L4	4-17	.190	L3	2-6	1-9	1-2	284
Dartmouth	0-6	.000	4.0	L6	1-20	.048	L13	0-4	1-12	0-4	292



AROUND THE IVY LEAGUE

PLAYERS OF THE WEEK

	Award	PLAYER
Feb. 27	Player	Scott Bandura
	Pitcher	Chris Clark
	Rookie	William Lybrook
March 6	Player	Seth Dardar
	Pitcher	Owen Coady
	Rookie	Carter Rasmussen
March 13	Player	Griffin Palfrey
	Pitcher	Andy Leon
	Rookie	Davis Baker
March 20	Player	Seth Werchan
	Pitcher	Tom Chmielewski
	Rookie	Davis Baker
March 27	Player	Kyle Vinci
	Pitcher	Justin Kim
	Rookie	Ryan Taylor
April 4	Player	Seth Dardar
	Pitcher	Colton Shaw
	Rookie	Davis Baker

2023 IVY LEAGUE PRESEASON POLL

SCHOOL (FIRST-PLACE VOTES)	PTS
1.  Columbia (12)	124
2.  Penn (3)	113
3.  Dartmouth (1)	91
4.  Harvard	75
5.  Yale	68
6.  Brown	45
7.  Princeton	31
8.  Cornell	29

**LAST WEEK'S SCORES**

**Tuesday, March 28**  
 Brown 4, Stonehill 3  
 Harvard 6, Holy Cross 5  
 Lafayette 6, Penn 5

**Wednesday, March 29**  
 Yale 5, Sacred Heart 3 (14 inn.)  
 Columbia 23, Monmouth 11

**Friday, March 31**  
 Yale 16, Brown 2  
 Princeton 18, Harvard 9

**Saturday, April 1**  
 Columbia 12, Cornell 6

**Sunday, April 2**  
 Columbia 15, Cornell 1, first game  
 Cornell 13, Columbia 8, second game  
 Yale 8, Brown 7 (10 inn.), first game  
 Yale 15, Brown 8, second game  
 Penn 10-9, Dartmouth 6-4  
 Harvard 11-9, Princeton 8-6

**THIS WEEK'S SCORES / SCHEDULE**

**Monday, April 3**  
 Penn 17, Dartmouth 3

**Tuesday, April 4**  
 Cornell 13, Ithaca 3  
 Columbia 19, #19 UConn 14  
 Harvard 4, Northeastern 3  
 UMass Lowell 6, Dartmouth 1  
 Fairfield 10, Yale 3

**Wednesday, April 5**  
 Penn 18, Saint Joseph's 6  
 Seton Hall 12, Princeton 10

**Saturday, April 8**  
 Brown at Cornell, 11:30 a.m. (DH)  
 Columbia at Yale, 11:30 a.m. (DH)  
 Harvard at Dartmouth, 11:30 a.m. (DH)  
 Princeton at Penn, 11:30 a.m. (DH)

**Sunday, April 9**  
 Brown at Cornell, 12:00  
 Columbia at Yale, 12:00  
 Harvard at Dartmouth, 12:00  
 Princeton at Penn, 12:00

132 YEARS | 324 MILES | 132 MEETINGS

- ▶ Cornell and Brown have played 132 contests heading into this weekend's three-game series. Brown currently holds onto a 68-62-2 advantage over its Ancient Eight foe.
- ▶ The Bears have had its success over the Big Red recently, winning five of the last six meetings.
- ▶ This weekend will be the first time Brown will be traveling to Ithaca since a three-game series on April 6-7, 2019.
- ▶ Brown has won the last six meetings in Ithaca, as Cornell is seeking for its first win on home field since posting a 10-6 victory in the opening game of a doubleheader on March 30, 2015, which was the final game of Cornell's seven-game win streak over the Bears.



**All-Time vs. Brown** **62-68-2**  
 in Ithaca, N.Y. **35-28-1**  
 in Providence, R.I. **25-38**

**LAST 5 GAMES VS. BROWN**

DATE	H/A	W/L	SCORE
4/6/19 (2)	H	L	1-2
4/7/19	H	L	3-7
5/7/22 (1)	A	W	3-0
5/7/22 (2)	A	L	3-6
5/8/22	A	L	7-10

MAYFIELD SHINING EARLY

- ▶ Freshman right-handed pitcher **CARSON MAYFIELD** been a bright spot for the Cornell bullpen so far this season through his seven relief outings.
- ▶ Owing a 5.25 ERA that leads all Cornell pitchers, Mayfield has 20 strikeouts compared to just five walks.
- ▶ His 4.00 strikeout-to-walk ratio is tied for seventh among freshman pitchers, and is second in the Ivy League, trailing Dartmouth's Jake Metzger (9.67).
- ▶ Mayfield's five walks allowed in 24 innings pitched leads to a 1.88 walks-per-9-inning ratio, which is the ninth-best figure by a first-year pitcher this season. He also trails Metzger (3 BB in 31.2 IP — 0.85) for the Ivy League lead.

NCAA LEADERS

STRIKEOUT-TO-WALK RATIO LEADERS

Among Eligible Freshman Pitchers (through 4/5/23)

PLAYER	SO	BB	K/BB
Zac Cowan	38	1	38.00
Aiven Cabral	35	2	17.50
Tyler Bremner	41	5	8.20
Blake Smith	28	5	5.60
Dylan Howard	38	7	5.43
Seth Garner	24	5	4.80
▶  Carson Mayfield	<b>20</b>	<b>5</b>	<b>4.00</b>
Ryan Sprock	40	10	4.00



2023 BIG RED HOME RUNS

PLAYER	HR	vL	vR	ROAD /		RUNNERS ON				OUTS			GO		DIRECTION					TEAM	DATE / OPP	LAST HR		AB SINCE					
				HOME	NEUTRAL	0	1	2	3	0	1	2	TIED	AHEAD	LF	LC	CF	RC	RF			PITCHER							
Franco Alonso	—	—	—	—	—	—	—	—	—	—	—	—	—	—	—	—	—	—	—	—	—	—	—	—	—	—	—	—	17
Matt Barnhorst	2	—	2	—	2	1	—	—	1	—	1	1	—	1	—	2	—	—	—	—	1-1	3/24 at Yale	Shaw	—	—	—	—	8	
Jakobi Davis	1	1	—	—	1	—	1	—	—	—	1	—	—	—	—	—	—	—	—	1	0-1	2/26 at JMU	Kinsler	—	—	—	—	41	
Elijah Diaz	—	—	—	—	—	—	—	—	—	—	—	—	—	—	—	—	—	—	—	—	—	—	—	—	—	—	—	15	
Wils Guy	1	—	1	—	1	1	—	—	—	—	1	—	—	1	—	—	1	—	—	—	0-1	3/18 (G2) at GMU	Gartland	—	—	—	—	27	
Joe Hollerbach	2	1	1	—	2	—	1	1	—	1	—	1	—	—	1	—	—	1	—	—	0-2	4/1 at Columbia	Leon	—	—	—	—	16	
William Jaun	—	—	—	—	—	—	—	—	—	—	—	—	—	—	—	—	—	—	—	—	—	—	—	—	—	—	—	—	
Max Jensen	1	—	1	—	1	—	1	—	—	—	1	—	—	—	1	—	—	—	—	1	1-0	4/2 (G2) at Columbia	Palfrey	—	—	—	—	4	
Sam Kaplan	2	1	1	1	1	1	—	1	—	—	—	—	2	—	—	1	—	—	1	—	1-1	4/4 vs. Ithaca	Bailey	—	—	—	—	2	
Braden Mack	—	—	—	—	—	—	—	—	—	—	—	—	—	—	—	—	—	—	—	—	—	—	—	—	—	—	—	27	
Kyle Musser	—	—	—	—	—	—	—	—	—	—	—	—	—	—	—	—	—	—	—	—	—	—	—	—	—	—	—	47	
Ryan Porter	1	1	—	—	1	—	1	—	—	—	—	1	—	—	—	1	—	—	—	—	0-1	4/1 at Columbia	Parkinson	—	—	—	—	9	
John Quinlan	1	—	1	—	1	—	—	1	—	—	1	—	—	—	—	—	—	—	1	0-1	3/4 vs. PFW	Fine	—	—	—	—	58		
Ryan Ross	2	2	—	—	2	1	—	1	—	1	1	—	—	—	—	—	—	—	2	1-1	4/2 (G2) at Columbia	Ogden	—	—	—	—	5		
Shane Russell	—	—	—	—	—	—	—	—	—	—	—	—	—	—	—	—	—	—	—	—	—	—	—	—	—	—	—	54	
TJ Swidorski	1	—	1	—	1	—	1	—	—	—	—	1	—	—	—	1	—	—	—	—	0-1	2/25 at JMU	Murphy	—	—	—	—	36	
Beck Urofsky	—	—	—	—	—	—	—	—	—	—	—	—	—	—	—	—	—	—	—	—	—	—	—	—	—	—	—	3	
Matthew Walters	—	—	—	—	—	—	—	—	—	—	—	—	—	—	—	—	—	—	—	—	—	—	—	—	—	—	—	1	
Nathan Waugh	3	1	2	—	3	1	1	1	—	1	1	1	—	—	1	—	1	—	1	—	2-1	4/2 (G2) at Columbia	Yoo	—	—	—	—	5	
Caden Wildman	—	—	—	—	—	—	—	—	—	—	—	—	—	—	—	—	—	—	—	—	—	—	—	—	—	—	—	13	

2-HR GAMES (0)

PLAYER DATE/OPP

— —

GRAND SLAMS (1)

PLAYER DATE/OPP

Matt Barnhorst 3/24 at Yale

LEADOFF HOME RUNS (0)

PLAYER DATE/OPP

— —

INSIDE-THE-PARK HR (0)

PLAYER DATE/OPP

— —

3-HR GAMES (0)

PLAYER DATE/OPP

— —

PINCH-HIT HR (0)

PLAYER DATE/OPP

— —

WALK-OFF HR (0)

PLAYER DATE/OPP

— —

BACK-TO-BACK HR (0)

PLAYER DATE/OPP

— —

BIG RED MISCELLANEOUS BATTING

PLAYER	MULTI-HIT GAMES						MULTI-RBI GAMES						HIT STREAKS				HITS				
	2	3	4	5+	TOTAL	CAREER	2	3	4	5+	TOTAL	CAREER	5-9	10-14	15+	ACTIVE	2023 HIGH	CAREER HIGH	INFIELD	BUNT	
Franco Alonso	—	—	—	—	—	0	—	—	—	—	—	0	—	—	—	0	—	—	—	—	—
Matt Barnhorst	1	1	—	—	2	8	—	—	1	—	1	4	—	—	—	0	3 (3/5 - 3/11)	5 games, 2022	1	—	
Jakobi Davis	1	—	—	—	1	4	2	—	—	—	2	5	1	—	—	2	6 (3/12 - 3/26)	6 games, 2023	2	—	
Elijah Diaz	—	—	—	—	—	0	—	—	—	—	—	0	—	—	—	0	1, twice (4/2)	1 game, 2023	1	—	
Wils Guy	4	—	—	—	4	15	—	—	—	—	6	—	—	—	4	4	4 (3/26 - 4/2)	5, (4x), Last: 2022	1	—	
Joe Hollerbach	3	1	—	—	4	18	—	2	—	—	2	7	—	—	—	0	4 (3/26 - 4/2)	8 games, 2022	1	—	
William Jaun	—	—	—	—	—	—	—	—	—	—	—	—	—	—	—	—	—	—	—	—	
Max Jensen	3	—	—	—	3	15	2	2	—	—	4	10	1	—	—	0	7 (3/19 - 4/2)	8 games, 2022	—	—	
Sam Kaplan	6	—	—	—	6	13	—	1	—	1	2	10	2	—	—	5	6 (3/3 - 3/12)	6, (3x), Last: 2023	—	—	
Braden Mack	—	—	—	—	—	1	—	—	—	—	—	0	—	—	—	—	—	—	—	—	
Kyle Musser	—	1	—	—	1	1	2	—	—	—	2	2	—	—	—	1	4 (3/10 - 3/18)	4 games, 2023	1	—	
Ryan Porter	2	—	—	—	2	8	1	—	—	—	1	7	—	—	—	2	3 (2/24 - 2/26)	4 games, 2022-23	3	—	
John Quinlan	3	2	—	—	5	5	—	1	—	—	1	1	—	—	—	2	5 (3/19 - 4/1)	5 games, 2023	3	—	
Ryan Ross	2	—	—	—	2	5	—	1	—	—	1	5	—	—	—	3	3 (4/2 - 4/4)	3 games, 2023	1	1	
Shane Russell	—	—	—	—	—	2	—	—	—	—	—	1	—	—	—	0	—	2 games, 2020	—	—	
TJ Swidorski	2	—	—	—	2	2	1	—	—	—	1	1	—	—	—	0	3 (2/25 - 3/5)	3 games, 2023	—	—	
Beck Urofsky	—	—	—	—	—	0	—	—	—	—	—	0	—	—	—	0	—	—	—	—	
Matthew Walters	—	—	—	—	—	0	—	—	—	—	—	0	—	—	—	0	—	—	—	—	
Nathan Waugh	1	—	1	—	2	10	1	—	1	—	2	6	—	—	—	4	4 (3/26 - 4/4)	4, (3x), Last: 2023	—	—	
Caden Wildman	—	—	—	—	—	0	—	—	—	—	—	0	—	—	—	0	1 (3/10)	1 game, 2023	—	—	





## THE TED THOREN HEAD COACH OF CORNELL BASEBALL



## DAN PEPICELLI

### 8TH SEASON AT CORNELL

#24

**Years in Role:** 8th Season as Head Coach  
**College:** SUNY Cortland '90  
**Coaching Location:** Dugout

#### CORNELL • 2016 - PRESENT

▶ Entering his eighth season at the helm of the Cornell baseball program, Pepicelli is just the fourth Cornell head coach over the last 60 years, joining **TED THOREN** (1962-90), **TOM FORD** (1991-08), and **BILL WALKENBACH** (2009-15).

▶ Earned his 300th career head coaching victory with a 13-3 win over crosstown rival Ithaca at Hoy Field on April 4.

▶ His 79 career victories with the Big Red is already the fifth-most in program history. With nine more victories this season, Pepicelli would be in sole possession of the fourth-most wins on East Hill.

▶ Under his tutelage, Cornell has produced 19 All-Ivy League selections — including five First Team and six Second Team selections — and four selections in the Major League Baseball Amateur Draft.

▶ In Pepicelli's second season with the program in 2017, he helped guide the Big Red to its first winning season in four years, posting a 21-17 overall record. The Big Red finished 9-11 in Ivy League play.

▶ Cornell has won at least 14 games in all but one season, excluding the shortened 2020 season.

#### CLEMSON • 2010-15

▶ Following a successful nine-year tenure at St. John Fisher in suburban Rochester, N.Y., Pepicelli headed to Clemson, S.C., to join the Tigers staff.

▶ He was an assistant coach for one year, an assistant head coach for two years, and an associate head coach for three years. All six years on staff Pepicelli aided Clemson to an appearance in the NCAA Tournament.

▶ The Tigers had a 231-149 (.608) record in his time with the program. Pepicelli became the first pitching coach to lead a staff to the College World Series in his first season with the team.

▶ For four consecutive seasons from 2011-14, Pepicelli guided the Tigers to have a team ERA below 4.00. He recruited and developed **MATT CROWNOVER**, who earned freshman All-America accolades in 2013 and was named the ACC's Pitcher of the Year in 2015.

▶ Played instrumental in assembling *Baseball America's* ninth-ranked recruiting class in 2015.

▶ Ten Clemson pitchers were selected in the Major League Baseball's Amateur Draft during tenure.

#### ST. JOHN FISHER • 2001-09

▶ Spent nine seasons as the head coach and assistant athletic director at St. John Fisher from 2001-09. During his time with the Cardinals, he was a two-time Empire 8 Coach of the Year (2001 and 2007), with the latter coming during the Cardinals' first-ever run to the Division III College World Series.

▶ In final seven seasons with St. John Fisher, the Cardinals posted winning seasons leading to Pepicelli being the program's all-time winningest head coach at the time of his departure.

▶ Team garnered national recognition for sportsmanship in 2008 following the ECAC Championship, in which a line-drive foul ball struck the opposing team's third-base coach in the head. Despite St. John Fisher trailing in the ninth inning, Pepicelli and his team conceded the game, ending any hope of reaching the NCAA Tournament. The Committee on Sportsmanship and Ethical Conduct presented Pepicelli's team with the NCAA's All-Divisions Sportsmanship Award for its decision.

▶ In addition to serving as the team's head coach, Pepicelli was the head strength and conditioning coach, where he served on the NCAA Competitive Safeguards Committee. He is a certified Strength & Conditioning Specialist and is a member of the National Strength and Conditioning Association.

#### HARTWICK • 1996-00

▶ Opened collegiate coaching career at Hartwick, where he was an assistant coach for three years before being promoted to head coach for two seasons.

#### PERSONAL

▶ A native of Schenectady, N.Y., Pepicelli graduated from Cicero-North Syracuse HS, and played at three colleges in the Central New York region.

▶ Named an all-region selection in two seasons with Mohawk Valley Community College, Pepicelli then earned his bachelor of sciences degree in Economics and Management from SUNY Cortland after playing one year with the Red Dragons. He was also an all-conference selection in his one year at Oneonta State.

▶ Pepicelli is married to the former Robyn Molloy, who played for and served as an assistant coach with Syracuse's women's soccer team. She also earned national titles as a player and coach at Monroe Community College. The couple has a daughter, Mia, and a son, Owen.

#### PEPICELLI'S YEAR-BY-YEAR HEAD COACHING RECORD

YEAR	SCHOOL	OVERALL	NOTE
1999	Hartwick	9-22 (.290)	
2000	Hartwick	12-18 (.400)	
2001	St. John Fisher	19-14 (.576)	Set then-wins record in at SJFU
2002	St. John Fisher	15-19 (.441)	
2003	St. John Fisher	16-16 (.500)	
2004	St. John Fisher	27-14 (.659)	SJFU's first 20-win season
2005	St. John Fisher	22-15 (.595)	
2006	St. John Fisher	26-15 (.634)	Third straight 20-win season
2007	St. John Fisher	28-13 (.683)	NCAA Tournament appearance
2008	St. John Fisher	25-14-2 (.634)	NCAA Sportsmanship Award
2009	St. John Fisher	22-17 (.564)	
2016	Cornell	14-24 (.368)	
2017	Cornell	21-17 (.553)	CU's first 20-win year since '13
2018	Cornell	14-22-1 (.392)	
2019	Cornell	14-24 (.368)	
2020	Cornell	1-8 (.111)	Season cut short (pandemic)
2021	Cornell	— NO SEASON (COVID-19 PANDEMIC) —	
2022	Cornell	11-25 (.306)	Two All-Ivy selections
2023	Cornell	4-15 (.211)	
<b>Hartwick (2 seasons)</b>		<b>21-40 (.344)</b>	
<b>St. John Fisher (9 seasons)</b>		<b>200-137-2 (.593)</b>	
<b>Cornell (8 seasons)</b>		<b>79-135-1 (.370)</b>	
<b>Career (20 seasons)</b>		<b>300-312-3 (.490)</b>	

#### 2023 CORNELL BASEBALL COACHING STAFF



## TOM FORD

#14

### 33RD SEASON AT CORNELL

**Years in Role:** 15th season as Associate HC  
**College:** Ithaca '79  
**Coaching Location:** Dugout

▶ Ford enters his 33rd overall season with the Big Red and his 15th in his current role as an associate head coach.

▶ His time on East Hill began in 1991 when he took over for the legendary **TED THOREN** as head coach. He was head coach of the Big Red from 1991 until 2008, amassing a record of 264-440-2 during his tenure.



## JOHN TOPPA

#27

### 2ND SEASON AT CORNELL

**Years in Role:** 1st season as Assistant Coach  
**College:** UConn '19  
**Coaching Location:** Third Base Coaching Box

▶ Toppa, a former standout at UConn, enters his second season on the Cornell baseball coaching staff. This season will be his first as an assistant coach, after serving as a volunteer assistant in 2021.

▶ Helped guide **MAX JENSEN** and **SAM KAPLAN** each earn All-Ivy Second Team honors in 2022, following a nearly two-year hiatus from competition due to the COVID-19 pandemic.



## JUSTIN DEVOID

#44

### 1ST SEASON AT CORNELL

**Years in Role:** 1st season as Volunteer Assistant  
**College:** Colby-Sawyer '17  
**Coaching Location:** First Base Coaching Box

▶ Devoid enters his first season with the Cornell baseball coaching staff after serving as an assistant coach at St. Lawrence, a northern New York-based Division III school, for the past two seasons.

▶ In final year with the Saints, aided program to a 19-16 overall mark which served as its first winning season since 2014.

## THE LAST TIME...

## A CORNELL TEAM SCORED...

10+ Runs in a Game	<b>13, vs. Ithaca (4/4/23 - W, 13-3)</b>
15+ Runs in a Game	15, vs. Princeton (4/20/19 - G2 - W, 15-9)
20+ Runs in a Game	27, at Towson (4/5/17 - W, 27-14)
25+ Runs in a Game	27, at Towson (4/5/17 - W, 27-14)
5+ Runs in an Inning	<b>5, vs. Ithaca (4/4/23 - B3 - W, 13-3)</b>
6+ Runs in an Inning	8, vs. Yale (4/2/22 - G2 - B7 - W, 12-9)
7+ Runs in an Inning	8, vs. Yale (4/2/22 - G2 - B7 - W, 12-9)
8+ Runs in an Inning	8, vs. Yale (4/2/22 - G2 - B7 - W, 12-9)
9+ Runs in an Inning	12, at Harvard (4/10/11 - G2 - T2 - W, 18-5)
10+ Runs in an Inning	12, at Harvard (4/10/11 - G2 - T2 - W, 18-5)
10+ Runs in Consecutive Games	<b>10, at Columbia (4/2/23 - G2 - W, 13-8)</b> <b>13, vs. Ithaca (4/4/23 - W, 13-3)</b>
10+ Runs in 3+ Straight Games	15, at James Madison (3/15/14 - G1 - L, 15-16) 17, at James Madison (3/15/14 - G2 - W, 17-8) 14, at James Madison (3/16/14 - W, 14-8 - 10 inn.)
10+ Runs in 4+ Straight Games	16, at Virginia (4/7/1902 - W, 16-10) 10, at Navy (4/9/1902 - W, 10-6) 11, vs. Rochester (4/12/1902 - W, 11-1) 12, vs. Niagara (4/19/1902 - W, 12-4) 10, vs. Columbia (4/26/1902 - W, 10-7)

## A CORNELL TEAM RECORDED...

15+ Hits in a Game	<b>18, at Columbia (4/2/23 - G2 - W, 13-8)</b>
20+ Hits in a Game	28, at Towson (4/5/17 - W, 27-14)
25+ Hits in a Game	28, at Towson (4/5/17 - W, 27-14)
5+ Doubles in a Game	<b>6, at Columbia (4/2/23 - G2 - W, 13-8)</b>
6+ Doubles in a Game	<b>6, at Columbia (4/2/23 - G2 - W, 13-8)</b>
7+ Doubles in a Game	7, at George Mason (3/12/17 - W, 9-3)
8+ Doubles in a Game	9, at James Madison (3/15/14 - G1 - L, 15-16)
9+ Doubles in a Game	9, at James Madison (3/15/14 - G1 - L, 15-16)
2+ Triples in a Game	3, vs. Dartmouth (4/23/22 - G1 - W, 12-7)
3+ Triples in a Game	3, vs. Dartmouth (4/23/22 - G1 - W, 12-7)
4+ Triples in a Game	4, at Bucknell (3/4/00 - G2 - W, 8-6)
3+ Home Runs in a Game	<b>3, at Columbia (4/2/23 - G2 - W, 13-8)</b>
4+ Home Runs in a Game	4, vs. Dartmouth (4/23/22 - G1 - W, 12-7)
5+ Home Runs in a Game	5, at James Madison (3/15/14 - G1 - L, 15-16)
Leadoff Home Run	Adam Saks, at Harvard (4/13/19 - G2 - L, 1-7)
Back-to-Back Home Runs	Ryan Porter (2-run) & Matt Barnhorst (solo), vs. Harvard (3/25/22 - G2 - L, 5-11)
Back-to-Back-to-Back Home Runs	Chris Cruz (3-run), Spencer Scorza (solo), & Ryan Karl (solo), at James Madison (3/15/14 - G2 - W, 17-8)
Drew 10+ Walks in a Game	12, vs. Binghamton (4/20/22 - W, 10-9 - 10 inn.)
Drew 15+ Walks in a Game	16, at Bucknell (5/1/96 - G1 - W, 18-3)
Hit by 4+ Pitches in a Game	4, vs. Harvard (3/26/22 - L, 11-12)
Hit by 5+ Pitches in a Game	5, at Yale (4/5/14 - G2 - W, 6-4)
Hit by 6+ Pitches in a Game	7, at Penn (4/15/06 - G2 - W, 23-10)
Hit by 7+ Pitches in a Game	7, at Penn (4/15/06 - G2 - W, 23-10)
5+ Stolen Bases in a Game	5, vs. Dartmouth (4/24/22 - L, 8-10)
6+ Stolen Bases in a Game	7, at Coppin State (3/5/22 - G2 - W, 14-5)
7+ Stolen Bases in a Game	7, at Coppin State (3/5/22 - G2 - W, 14-5)
8+ Stolen Bases in a Game	9, at George Washington (3/9/14 - G2 - W, 8-1)
9+ Stolen Bases in a Game	9, at George Washington (3/9/14 - G2 - W, 8-1)
10+ Stolen Bases in a Game	10, vs. Sampson Air Force Base (1952)

## A CORNELL PITCHING STAFF...

Threw a No-Hitter	Connor Kaufmann, vs. Dartmouth (4/1/12 - W, 2-0)
Threw a Combined No-Hitter	Kerry Brooks (3 inn.), Rob Wilson (3 inn.), Doug Petillo (1 inn.), vs. Rochester (4/5/89 - G1 - W, 2-1)
Threw a Perfect Game	Gary Gronowski, vs. Oneonta (5/11/76 - W, 1-0)
Shutout an Opponent	at Brown (5/7/22 - G2 - W, 3-0)
Shutout an Ivy League Opponent	at Brown (5/7/22 - G2 - W, 3-0)
Posted Consecutive Shutouts	vs. Oneonta (5/2/86 - G1 - W, 4-0) vs. Oneonta (5/2/86 - G2 - W, 5-0)
Struck out 10+ Batters	<b>11, at VCU (3/12/23 - L, 3-9)</b>
Struck out 11+ Batters	<b>11, at VCU (3/12/23 - L, 3-9)</b>
Struck out 12+ Batters	14, vs. Niagara (2/29/20 - G2 - L, 6-8)
Struck out 13+ Batters	14, vs. Niagara (2/29/20 - G2 - L, 6-8)
Struck out 14+ Batters	14, vs. Niagara (2/29/20 - G2 - L, 6-8)
Struck out 15+ Batters	15, vs. Canisius (4/4/18 - W, 6-5)
Struck out 16+ Batters	18, at Princeton (4/29/09 - W, 9-0)
Struck out 17+ Batters	18, at Princeton (4/29/09 - W, 9-0)
Struck out 18+ Batters	18, at Princeton (4/29/09 - W, 9-0)

## A CORNELL TEAM ALLOWED...

10+ Runs in a Game	<b>15, at Columbia (4/2/23 - G1 - L, 1-15)</b>
15+ Runs in a Game	<b>15, at Columbia (4/2/23 - G1 - L, 1-15)</b>
20+ Runs in a Game	21, at Coppin State (3/6/22 - L, 2-21)
25+ Runs in a Game	31, at UC Santa Barbara (3/25/04 - L, 3-31)
5+ Runs in an Inning	<b>6, at Columbia (4/2/23 - B8 - L, 1-15)</b>
6+ Runs in an Inning	<b>6, at Columbia (4/2/23 - B8 - L, 1-15)</b>
7+ Runs in an Inning	<b>8, at Yale (3/26/23 - B1 - L, 2-12)</b>
8+ Runs in an Inning	<b>8, at Yale (3/26/23 - B1 - L, 2-12)</b>
9+ Runs in an Inning	<b>11, at George Mason (3/19/23 - B5 - L, 4-15)</b>
10+ Runs in an Inning	<b>11, at George Mason (3/19/23 - B5 - L, 4-15)</b>

## A CORNELL TEAM DEFENSIVELY...

Committed 5+ Errors in a Game	6, vs. Binghamton (4/20/22 - W, 10-9 - 10 inn.)
Committed 6+ Errors in a Game	6, vs. Binghamton (4/20/22 - W, 10-9 - 10 inn.)
Committed 7+ Errors in a Game	7, at Le Moyne (4/15/97 - L, 8-14)
Committed 8+ Errors in a Game	8, at Pacific (3/20/96 - L, 7-18)
Committed 9+ Errors in a Game	10, vs. Le Moyne (4/8/92 - G1 - L, 3-19)
Committed 10+ Errors in a Game	10, vs. Le Moyne (4/8/92 - G1 - L, 3-19)
Turned 3+ Double Plays in a Game	<b>3, at #5 Wake Forest (3/5/22 - L, 3-10)</b>
Turned 4+ Double Plays in a Game	4, vs. Penn (4/24/11 - G2 - L, 2-10)
No Errors in 3+ Straight Games	4 games (5/3/22 - 5/8/22)
No Errors in 4+ Straight Games	4 games (5/3/22 - 5/8/22)

## A CORNELL TEAM...

Played an Extra-Inning Game	vs. Binghamton (4/20/22 - W, 10-9 - 10 inn.)
Played a Top-25 Team	<b>at #5 Wake Forest (3/5/23 - L, 3-10)</b>
Swept a Doubleheader	vs. Yale (4/2/22 - W, 2-1; W, 12-9)
Swept a 3-Game Series	at Villanova (3/22/13 - 3/24/13)
Swept a 3-Game Ivy League Series	Not on record
Swept a 4-Game Series	at Maryland Eastern Shore (3/2/12 - 3/4/12)
Swept a 4-Game Ivy League Series	vs. Penn (4/23/05 - 4/24/05)
Swept in Doubleheader	<b>at George Mason (3/18/22 - L, 5-10; L, 3-4)</b>
Swept in 3-Game Series	<b>at George Mason (3/18/23 - 3/19/23)</b>
Swept in 3-Game Ivy League Series	vs. Columbia (4/30/22 - 5/1/22)
Swept in 4-Game Series	at Columbia (4/18/15 - 4/19/15)
Swept in 4-Game Ivy League Series	at Columbia (4/18/15 - 4/19/15)

*Bold denotes occurred during 2023 season*

THE LAST TIME...

A CORNELL INDIVIDUAL...

Scored 4+ Runs in a Game	4, Sam Kaplan, vs. Dartmouth (4/23/22 - G1 - W, 12-7)
Scored 5+ Runs in a Game	5, Will Simoneit, at Towson (4/5/17 - W, 24-17)
Recorded 4+ Hits in a Game	<b>4, Nathan Waugh, at Columbia (4/2/23 - G2 - W, 13-8)</b>
Recorded 5+ Hits in a Game	5, Will Simoneit, at Army (4/3/19 - W, 4-1)
Recorded 6+ Hits in a Game	6, Trey Baur, at Towson (4/5/17 - W, 24-17)
Recorded 2+ Doubles in a Game	<b>2, Nathan Waugh, at Columbia (4/2/23 - G2 - W, 13-8)</b>
Recorded 3+ Doubles in a Game	3, Max Jensen, vs. Yale (4/2/22 - G2 - W, 12-9)
Recorded 2+ Triples in a Game	2, Sam Kaplan, vs. Dartmouth (4/23/22 - G1 - W, 12-7)
Recorded 3+ Triples in a Game	3, Steve Caputi, vs. Cortland (4/30/79 - W, 15-11)
Had a Multi-Home Run Game	2, Will Simoneit, vs. Penn (4/28/19 - W, 8-7)
Had a 3-Home Run Game	3, Dale Wickham, vs. Princeton (4/30/16 - W, 4-3)
Hit a Grand Slam	<b>Matt Barnhorst, at Yale (3/24/22 - W, 5-3)</b>
Recorded 5+ RBI in a Game	<b>5, Sam Kaplan, vs. Ithaca (4/4/23 - W, 13-3)</b>
Recorded 6+ RBI in a Game	6, Ellis Bitar, vs. Penn (4/21/18 - G1 - W, 10-9)
Recorded 7+ RBI in a Game	7, Adam Jacobs, at UNC Greensboro (3/20/07 - L, 12-13 - 10 inn.)
Recorded 8+ RBI in a Game	8, Ira Degenhardt, vs. Seton Hall (6/9/27 - W, 11-5)
Drew 3+ Walks in a Game	3, Ryan Ross, vs. Binghamton (4/20/22 - W, 10-9 - 10 inn.)
Drew 4+ Walks in a Game	4, Justin Taylor, at Baylor (2/23/19 - L, 3-10)
Drew 5+ Walks in a Game	5, Steve Caputi, at Hawai'i-Hilo (3/21/79 - W, 9-8)
Stole 2+ Bases in a Game	<b>2, John Quinlan, vs. Ithaca (4/4/23 - W, 13-3)</b>
Stole 3+ Bases in a Game	<b>3, Jakobi Davis, at Yale (3/24/23 - W, 5-3)</b>
Stole 4+ Bases in a Game	6, Tom D'Alessandro, at George Washington (3/9/14 - G2 - W, 8-1)
Stole 5+ Bases in a Game	6, Tom D'Alessandro, at George Washington (3/9/14 - G2 - W, 8-1)
Stole 6+ Bases in a Game	6, Tom D'Alessandro, at George Washington (3/9/14 - G2 - W, 8-1)
Hit by 2+ Pitches in a Game	2, Jason Apostle, vs. Columbia (4/30/22 - G2 - L, 2-5)
Hit by 3+ Pitches in a Game	3, Mickey Brodsky, vs. Harvard (4/8/08)
Recorded Walk-Off Win	Max Jensen (hit by pitch), vs. Binghamton (4/20/22 - W, 10-9 - 10 inn.)
Recorded Walk-Off Win on Batted Ball	Matt Barnhorst (sacrifice fly), vs. Yale (4/2/22 - G1 - W, 2-1)
Recorded Walk-Off Home Run	Will Simoneit (3-run), vs. Penn (4/28/19 - W, 8-7)
Recorded a 10-Game Hit Streak	11 games, Will Simoneit (2019)
Recorded a 15-Game Hit Streak	16 games, Brian Billigen (2012)
Recorded a 15-Game On-Base Streak	26 games, Adam Saks (2019)
Recorded a 20-Game On-Base Streak	26 games, Adam Saks (2019)
Recorded a 30-Game On-Base Streak	40 games, Nathan Ford (2009)
Recorded a 30-Game On-Base Streak	40 games, Nathan Ford (2009)

A CORNELL PITCHER...

Threw a 7-Inning No-Hitter	Connor Kaufmann, vs. Dartmouth (4/1/12 - W, 2-0)
Threw a 9-Inning No-Hitter	Larry Rafalski, vs. Hartwick (4/25/68 - W, 7-0)
Threw a Perfect Game	Gary Gronowski, vs. Oneonta (5/11/76 - W, 1-0) - 7-inning game
Threw a 7-Inning Complete Game	Tim Willittes, vs. Penn (4/22/17 - G1 - L, 0-5)
Threw a 7-Inning Complete Game Shutout	Brian McAfee, vs. Princeton (4/26/15 - G1 - W, 10-0)
Threw a 9-Inning Complete Game	Luke Yacinich, at Brown (5/7/22 - G1 - W, 3-0) - 111 pitches
Threw a 9-Inning Complete Game Shutout	Luke Yacinich, at Brown (5/7/22 - G1 - W, 3-0) - 111 pitches
Pitched 3+ Scoreless Innings of Relief	<b>Spencer Edwards (3.0 IP), at Yale (3/24/22 - W, 5-3)</b>
Pitched 3+ Hitless Innings of Relief	<b>Spencer Edwards (3.0 IP), at VCU (3/11/22 - L, 5-10) - 48 pitches</b>
Pitched 4+ Scoreless Innings of Relief	Kevin Cushing (4.1 IP), vs. Harvard (3/25/22 - G1 - L, 5-7) - 68 pitches
Struck out 10+ Batters	10, Justin Lewis, at Navy (3/4/17 - G2 - L, 7-8)
Struck out 11+ Batters	13, Tim Willittes, at Bucknell (3/19/16 - G2 - W, 5-2)
Struck out 12+ Batters	13, Tim Willittes, at Bucknell (3/19/16 - G2 - W, 5-2)
Struck out 13+ Batters	13, Tim Willittes, at Bucknell (3/19/16 - G2 - W, 5-2)
Struck out 14+ Batters	15, Chris Schutt, at Columbia (4/19/03)
Struck out 15+ Batters	15, Chris Schutt, at Columbia (4/19/03)

*Bold denotes occurred during 2023 season*

BIG RED TRENDS

CATEGORY	2023	UNDER PEPICELLI
Overall	4-15	79-135-1
Ivy League Opponents	3-3	41-68
Non-Conference Opponents	1-12	38-67-1
vs. Power 5 Opponent	0-1	2-21
vs. Non-Power 5 Opponent	0-11	35-46-1
Home	1-0	27-36-1
Away	3-13	48-93
Neutral	0-2	4-6
Day Games (before 5 p.m.)	4-15	76-129-1
Night Games (5 p.m. or later)	0-0	3-6
February	0-3	0-17
March	2-10	30-51
April	2-2	41-58-1
May	0-0	8-9
Scoring 0-2 Runs	0-4	7-62
Scoring 3-5 Runs	1-9	22-50-1
Scoring 6-9 Runs	0-2	26-22
Scoring 10-Plus Runs	2-0	23-1
Allowing 0-2 Runs	0-0	29-7
Allowing 3-5 Runs	3-2	31-28-1
Allowing 6-9 Runs	1-4	17-55
Allowing 10-Plus Runs	0-9	2-45
Leading after Six Innings	4-1	58-10
Trailing after Six Innings	0-12	17-115
Tied after Six Innings	0-2	4-10-1
Leading after Seven Innings	4-1	51-6
Trailing after Seven Innings	0-13	11-104
Tied after Seven Innings	0-1	6-7-1
Leading after Eight Innings	4-1	54-3
Trailing after Eight Innings	0-14	5-108
Tied after Eight Innings	0-0	7-6-1
Big Red with No Home Runs	0-8	36-89
Big Red Hit a Home Run	4-7	42-47-1
Hits One Home Run	3-5	29-38-1
Hits Multiple Home Runs	1-2	14-10
Big Red Are Errorless	1-2	27-32
Big Red Has an Error	3-13	50-98-1
Commits One Error	1-5	28-36-1
Commits Multiple Errors	2-8	24-67
Out-hit Opponent	4-0	62-15
Out-hit by Opponent	0-15	13-112-1
Hits are Equal	0-0	4-8
Big Red Scores First	3-8	51-46-1
Opponent Scores First	1-7	28-89
Extra-Inning Games	0-0	6-9-1
One-Run Games	0-1	21-26
Two-Run Games	2-1	15-21
Five-Plus-Run Games	2-11	19-66
Shutouts	0-0	6-15

Overall

4-15

Home

1-0

Away

3-13

Neutral

0-2

Ivy League

3-3

2023 CORNELL BATTING STATISTICS (OVERALL)

PLAYER	AVG	GP	GS	AB	R	H	2B	3B	HR	RBI	TB	SLG%	BB	HBP	SO	GDP	OB%	SF	SH	SB	ATT
1 John Quinlan	.306	17	15	62	15	19	5	1	1	10	29	.468	7	2	13	1	.378	3	0	4	6
15 Sam Kaplan	.297	19	19	74	8	22	6	0	2	11	34	.459	8	0	24	1	.366	0	0	1	2
30 Joe Hollerbach	.268	11	11	41	7	11	2	1	2	7	21	.512	2	1	13	0	.318	0	0	0	1
40 Nathan Waugh	.261	13	13	46	9	12	3	0	3	9	24	.522	6	2	19	0	.364	1	0	0	0
11 Wils Guy	.246	16	15	57	7	14	3	0	1	4	20	.351	4	0	11	0	.295	0	4	3	4
7 Max Jensen	.239	19	19	67	11	16	5	0	1	13	24	.358	15	2	12	0	.384	2	0	2	2
22 Jakobi Davis	.231	18	16	52	6	12	2	0	1	7	17	.327	11	2	17	2	.385	0	1	8	11
12 Ryan Porter	.220	15	15	50	5	11	2	0	1	5	16	.320	6	2	20	0	.322	1	0	2	2
2 Matt Barnhorst	.204	16	15	49	9	10	2	0	2	9	18	.367	4	2	17	2	.281	2	1	5	6
6 Kyle Musser	.267	9	8	30	4	8	2	0	0	5	10	.333	3	0	8	1	.333	0	0	2	3
21 Elijah Diaz	.222	8	1	9	2	2	0	0	0	0	2	.222	2	0	4	1	.364	0	0	1	1
18 TJ Swidorski	.216	11	11	37	6	8	2	0	1	5	13	.351	5	0	14	0	.302	1	1	1	2
3 Ryan Ross	.212	14	10	33	5	7	0	1	2	5	15	.455	7	0	12	1	.350	0	0	0	0
4 Caden Wildman	.077	8	2	13	2	1	1	0	0	1	2	.154	0	1	9	1	.143	0	0	0	0
13 Shane Russell	.000	4	0	6	0	0	0	0	0	0	0	.000	1	0	5	0	.143	0	0	0	0
25 Beck Urofsky	.000	3	1	3	1	0	0	0	0	0	0	.000	2	1	0	0	.500	0	0	0	0
36 Matthew Walters	.000	1	0	1	0	0	0	0	0	0	0	.000	0	0	0	0	.000	0	0	0	0
<b>TOTALS</b>	<b>.243</b>	<b>19</b>	<b>19</b>	<b>630</b>	<b>97</b>	<b>153</b>	<b>35</b>	<b>3</b>	<b>17</b>	<b>91</b>	<b>245</b>	<b>.389</b>	<b>83</b>	<b>15</b>	<b>198</b>	<b>10</b>	<b>.340</b>	<b>10</b>	<b>7</b>	<b>29</b>	<b>40</b>
<b>OPPONENTS</b>	<b>.297</b>	<b>19</b>	<b>19</b>	<b>617</b>	<b>168</b>	<b>183</b>	<b>27</b>	<b>2</b>	<b>23</b>	<b>146</b>	<b>283</b>	<b>.459</b>	<b>121</b>	<b>37</b>	<b>121</b>	<b>9</b>	<b>.436</b>	<b>8</b>	<b>7</b>	<b>47</b>	<b>61</b>

2023 CORNELL PITCHING STATISTICS (OVERALL)

PLAYER	ERA	W	L	APP	GS	CG	SHO	CBO	SV	IP	H	R	ER	BB	SO	2B	3B	HR	AB	BAA	WP	HBP	BK	SFA	SHA
32 Carson Mayfield	5.25	1	0	8	0	0	0	0	1	24.0	26	21	14	5	20	4	0	4	96	.271	2	3	0	1	1
28 Spencer Edwards	7.08	1	2	11	0	0	0	0	0	20.1	15	18	16	18	16	2	0	1	73	.205	2	4	0	2	0
19 Noah Keller	7.23	1	3	7	6	0	0	0	0	23.2	24	22	19	19	26	3	0	3	94	.255	3	5	0	1	0
20 Ethan Hamill	8.65	0	4	6	6	0	0	0	0	26.0	40	26	25	12	12	3	1	8	106	.377	1	6	0	2	2
34 Von Baker	10.62	0	3	7	7	0	0	0	0	20.1	22	27	24	21	16	3	0	1	77	.286	9	9	0	0	1
45 August Biben	0.00	1	0	6	0	0	0	0	0	6.0	8	6	0	3	3	2	0	1	25	.320	1	1	2	0	0
26 Tom Clancy	0.00	0	0	1	0	0	0	0	0	1.0	1	0	0	1	0	0	0	0	3	.333	0	0	0	0	0
5 Chris Ellison	2.70	0	0	3	0	0	0	0	0	3.1	2	2	1	3	1	0	0	0	12	.167	0	0	0	0	0
17 William Stephens	3.86	0	0	5	0	0	0	0	0	4.2	5	3	2	5	3	1	0	1	17	.294	0	1	0	0	0
12 Ryan Porter	5.06	0	0	6	0	0	0	0	1	5.1	4	4	3	4	2	1	0	0	16	.250	1	1	0	1	1
42 Josh Shea	9.00	0	0	4	0	0	0	0	0	2.0	3	2	2	3	2	1	1	0	9	.333	0	1	0	0	0
31 John Gerfen	9.82	0	0	3	0	0	0	0	0	3.2	3	4	4	2	5	1	0	1	15	.200	2	0	0	0	0
25 Beck Urofsky	14.18	0	3	10	0	0	0	0	0	13.1	27	26	21	15	12	5	0	3	64	.422	4	4	0	1	1
9 Story Kimura	20.25	0	0	3	0	0	0	0	0	1.1	1	3	3	4	2	0	0	0	4	.250	1	1	0	0	0
16 Will Long	21.60	0	0	3	0	0	0	0	0	1.2	2	4	4	6	1	1	0	0	6	.333	2	1	0	0	1
<b>TOTALS</b>	<b>7.93</b>	<b>4</b>	<b>15</b>	<b>19</b>	<b>19</b>	<b>0</b>	<b>0</b>	<b>0</b>	<b>2</b>	<b>156.2</b>	<b>183</b>	<b>168</b>	<b>138</b>	<b>121</b>	<b>121</b>	<b>27</b>	<b>2</b>	<b>23</b>	<b>617</b>	<b>.297</b>	<b>28</b>	<b>37</b>	<b>2</b>	<b>8</b>	<b>7</b>
<b>OPPONENTS</b>	<b>4.61</b>	<b>15</b>	<b>4</b>	<b>19</b>	<b>19</b>	<b>0</b>	<b>0</b>	<b>0</b>	<b>3</b>	<b>170.0</b>	<b>153</b>	<b>97</b>	<b>87</b>	<b>83</b>	<b>198</b>	<b>35</b>	<b>3</b>	<b>17</b>	<b>630</b>	<b>.243</b>	<b>17</b>	<b>15</b>	<b>0</b>	<b>10</b>	<b>7</b>

Overall

4-15

Home

1-0

Away

3-13

Neutral

0-2

Ivy League

3-3

2023 CORNELL BATTING STATISTICS (IVY LEAGUE GAMES)

PLAYER	AVG	GP	GS	AB	R	H	2B	3B	HR	RBI	TB	SLG%	BB	HBP	SO	GDP	OB%	SF	SH	SB	ATT
30 Joe Hollerbach	.400	6	6	25	4	10	2	1	1	4	17	.680	1	0	7	0	.423	0	0	0	1
40 Nathan Waugh	.350	5	5	20	5	7	3	0	2	6	16	.800	0	2	6	0	.409	0	0	0	0
15 Sam Kaplan	.348	6	6	23	4	8	2	0	1	4	13	.565	4	0	6	0	.444	0	0	0	1
12 Ryan Porter	.313	5	5	16	2	5	0	0	1	3	8	.500	2	1	6	0	.400	1	0	0	0
7 Max Jensen	.304	6	6	23	4	7	3	0	1	4	13	.565	4	1	4	0	.429	0	0	0	0
1 John Quinlan	.296	6	6	27	4	8	4	0	0	2	12	.444	1	1	4	1	.333	1	0	1	1
11 Wils Guy	.273	5	5	22	3	6	3	0	0	1	9	.409	0	0	4	0	.273	0	0	1	1
22 Jakobi Davis	.267	6	5	15	2	4	0	0	0	2	4	.267	4	2	5	1	.476	0	0	5	5
3 Ryan Ross	.231	4	3	13	1	3	0	1	1	1	8	.615	0	0	4	0	.231	0	0	0	0
18 TJ Swidorski	.286	2	2	7	1	2	0	0	0	1	2	.286	1	0	2	0	.333	1	0	0	1
21 Elijah Diaz	.200	4	1	5	2	1	0	0	0	0	1	.200	2	0	2	0	.429	0	0	1	1
2 Matt Barnhorst	.182	4	3	11	3	2	1	0	1	5	6	.545	1	0	3	1	.250	0	0	1	1
6 Kyle Musser	.000	2	1	5	0	0	0	0	0	0	0	.000	0	0	2	0	.000	0	0	0	0
4 Caden Wildman	.000	2	0	2	0	0	0	0	0	0	0	.000	0	0	1	1	.000	0	0	0	0
<b>TOTALS</b>	<b>.294</b>	<b>6</b>	<b>6</b>	<b>214</b>	<b>35</b>	<b>63</b>	<b>18</b>	<b>2</b>	<b>8</b>	<b>33</b>	<b>109</b>	<b>.509</b>	<b>20</b>	<b>7</b>	<b>56</b>	<b>4</b>	<b>.369</b>	<b>3</b>	<b>0</b>	<b>9</b>	<b>12</b>
<b>OPPONENTS</b>	<b>.285</b>	<b>6</b>	<b>6</b>	<b>207</b>	<b>55</b>	<b>59</b>	<b>6</b>	<b>1</b>	<b>11</b>	<b>48</b>	<b>100</b>	<b>.483</b>	<b>37</b>	<b>9</b>	<b>37</b>	<b>2</b>	<b>.412</b>	<b>2</b>	<b>2</b>	<b>13</b>	<b>16</b>

2023 CORNELL PITCHING STATISTICS (IVY LEAGUE GAMES)

PLAYER	ERA	W	L	APP	GS	CG	SHO	CBO	SV	IP	H	R	ER	BB	SO	2B	3B	HR	AB	BAA	WP	HBP	BK	SFA	SHA
19 Noah Keller	2.70	1	1	2	2	0	0	0	0	10.0	9	5	3	4	12	0	0	1	39	.231	1	0	0	1	0
32 Carson Mayfield	3.12	1	0	3	0	0	0	0	1	8.2	5	5	3	3	6	2	0	1	32	.156	0	0	0	0	0
25 Beck Urofsky	8.10	0	0	3	0	0	0	0	0	6.2	11	7	6	5	7	1	0	1	30	.367	2	3	0	0	0
20 Ethan Hamill	9.00	0	1	2	2	0	0	0	0	9.0	13	9	9	3	2	0	1	4	36	.361	0	2	0	1	2
45 August Biben	0.00	0	0	2	0	0	0	0	0	2.2	6	6	0	1	2	2	0	1	15	.400	1	0	0	0	0
42 Josh Shea	0.00	0	0	2	0	0	0	0	0	1.0	0	0	0	1	1	0	0	0	3	.000	0	0	0	0	0
12 Ryan Porter	4.50	0	0	2	0	0	0	0	1	2.0	2	2	1	2	0	0	0	0	7	.286	1	0	0	0	0
28 Spencer Edwards	7.71	1	0	4	0	0	0	0	0	4.2	4	4	4	5	2	1	0	1	17	.235	1	1	0	0	0
17 William Stephens	9.00	0	0	2	0	0	0	0	0	2.0	4	3	2	3	2	0	0	1	10	.400	0	0	0	0	0
31 John Gerfen	16.20	0	0	2	0	0	0	0	0	1.2	1	3	3	2	2	0	0	1	7	.143	2	0	0	0	0
34 Von Baker	37.12	0	1	2	2	0	0	0	0	2.2	4	11	11	8	1	0	0	0	11	.364	4	3	0	0	0
<b>TOTALS</b>	<b>7.41</b>	<b>3</b>	<b>3</b>	<b>6</b>	<b>6</b>	<b>0</b>	<b>0</b>	<b>0</b>	<b>2</b>	<b>51.0</b>	<b>59</b>	<b>55</b>	<b>42</b>	<b>37</b>	<b>37</b>	<b>6</b>	<b>1</b>	<b>11</b>	<b>207</b>	<b>.285</b>	<b>12</b>	<b>9</b>	<b>0</b>	<b>2</b>	<b>2</b>
<b>OPPONENTS</b>	<b>5.33</b>	<b>3</b>	<b>3</b>	<b>6</b>	<b>6</b>	<b>0</b>	<b>0</b>	<b>0</b>	<b>1</b>	<b>54.0</b>	<b>63</b>	<b>35</b>	<b>32</b>	<b>20</b>	<b>56</b>	<b>18</b>	<b>2</b>	<b>8</b>	<b>214</b>	<b>.294</b>	<b>4</b>	<b>7</b>	<b>0</b>	<b>3</b>	<b>0</b>

2023 INDIVIDUAL AND TEAM GAME HIGHS

INDIVIDUAL GAME HIGHS

BATTING

At-Bats	6, (2x), Last: John Quinlan, at Columbia (4/2 - G2 - W, 13-8)
Runs Scored	3, (4x), Last: John Quinlan, vs. Ithaca (4/4 - W, 13-3)
Hits	4, Nathan Waugh, at Columbia (4/2 - G2 - W, 13-8)
Runs Batted In	5, Sam Kaplan, vs. Ithaca (4/4 - W, 13-3)
Doubles	2, (3x), Last: Nathan Waugh, at Columbia (4/2 - G2 - W, 13-8)
Triples	1, (3x), Last: Ryan Ross, at Columbia (4/2 - G1 - L, 1-15)
Home Runs	1, (17x), Last: Sam Kaplan, vs. Ithaca (4/4 - W, 13-3)
Walks Drawn	2, (10x), Last: Max Jensen, vs. Ithaca (4/4 - W, 13-3)
Strikeouts	4, Jakobi Davis, at James Madison (2/26)
Sacrifice Bunts	2, Wils Guy, at George Mason (3/19)
Sacrifice Flies	1, (10x), Last: Max Jensen & Nathan Waugh, vs. Ithaca (4/4 - W, 13-3)
Stolen Bases	3, Jakobi Davis, at Yale (3/24)
Hit by Pitches	1, (10x), Last: Caden Wildman, vs. Ithaca (4/4 - W, 13-3)
Caught Stealing	1, (14x), Last: Joe Hollerbach, at Columbia (4/2 - G2)

PITCHING

Innings Pitched	6.0, (2x), Last: Noah Keller, at Yale (3/26 - G2)
Hits Allowed	11, Ethan Hamill, at VCU (3/11)
Runs Allowed	9, Beck Urofsky, at George Mason (3/19)
Earned Runs	8, (2x), Last: Von Baker, at Yale (3/26 - G1)
Walks Issued	5, (5x), Last: Spencer Edwards, at Columbia (4/1)
Strikeouts	7, Noah Keller, at Yale (3/26 - G2)
Doubles Allowed	2, Ethan Hamill, at George Mason (3/18 - G2)
Triples Allowed	1, (2x), Last: Josh Shea, vs. Ithaca (4/4 - W, 13-3)
Home Runs Allowed	3, at Ethan Hamill, at Columbia (4/1)
Wild Pitches	3, (2x), Last: Von Baker, at Columbia (4/2 - G2)
Hit Batsmen	3, (2x), Last: Noah Keller, at George Mason (3/19)

FIELDING

Putouts	11, (2x), Last: Max Jensen, at Yale (3/24)
Assists	7, Ryan Porter, at Columbia (4/2 - G2)
Errors	2, (2x), Last: Max Jensen, at Columbia (4/2 - G1)
Passed Balls	2, John Quinlan, at Columbia (4/2 - G2)

TEAM GAME HIGHS

BATTING

At-Bats	42, at Columbia (4/2 - G2 - W, 13-8)
Runs Scored	13, (2x), Last: vs. Ithaca (4/4 - W, 13-3)
Hits	18, at Columbia (4/2 - G2 - W, 13-8)
Runs Batted In	13, at Columbia (4/2 - G2 - W, 13-8)
Doubles	6, at Columbia (4/2 - G2 - W, 13-8)
Triples	1, (3x), Last: at Columbia (4/2 - G1 - L, 1-15)
Home Runs	3, (3x), Last: at Columbia (4/2 - G2 - W, 13-8)
Walks Drawn	8, (2x), Last: vs. Ithaca (4/4 - W, 13-3)
Strikeouts	18, at George Mason (3/19 - L, 4-15)
Sacrifice Bunts	2, at George Mason (3/19 - L, 4-15)
Sacrifice Flies	2, (2x), Last: vs. Ithaca (4/4 - W, 13-3)
Stolen Bases	4, (2x), Last: vs. Ithaca (4/4 - W, 13-3)
Hit by Pitches	3, at Yale (3/24 - W, 5-3)
Caught Stealing	2, at VCU (3/12 - L, 3-9)
Hit into Double Plays	2, (3x), Last: at Columbia (4/2 - G1 - L, 1-15)
Runners Left on Base	12, at VCU (3/10 - L, 9-14)

PITCHING

Innings Pitched	9.0, (4x), Last: vs. Ithaca (4/4 - W, 13-3)
Hits Allowed	16, at VCU (3/10 - L, 9-14)
Runs Allowed	15, (2x), Last: at Columbia (4/2 - G1 - L, 1-15)
Earned Runs	13, at VCU (3/10 - L, 9-14)
Walks Issued	11, at #5 Wake Forest (3/5 - L, 3-10)
Strikeouts	11, at VCU (3/12 - L, 3-9)
Doubles Allowed	3, at George Mason (3/19 - L, 4-15)
Triples Allowed	1, (2x), Last: vs. Ithaca (4/4 - W, 13-3)
Home Runs Allowed	5, at Columbia (4/1 - L, 7-12)
Wild Pitches	5, at George Mason (3/18 - G1 - L, 5-10)
Hit Batsmen	6, at George Mason (3/19 - L, 4-15)

FIELDING

Putouts	27, (4x), Last: vs. Ithaca (4/4 - W, 13-3)
Assists	14, (2x), Last: vs. Ithaca (4/4 - W, 13-3)
Errors	4, at James Madison (2/24 - L, 5-11)
Passed Balls	2, at Columbia (4/2 - G2 - W, 13-8)
Double Plays Turned	3, (2x), Last: at VCU (3/10 - L, 9-14)

2023 CORNELL BASEBALL UNI WATCH



**HAT:** Red hat with red 'C'  
**JERSEY:** White with red Cornell  
**PANTS:** White with single red stripe



**HAT:** Red hat with red 'C'  
**JERSEY:** Gray with red Cornell  
**PANTS:** Gray with single red stripe

**HOME RECORD:** 0-0 (.000)  
**ROAD RECORD:** 1-7 (.143)  
**NEUTRAL RECORD:** 0-2 (.000)  
**RUNS SCORED:** 47 (4.7 AVG)



**HAT:** White hat with red 'C', red brim  
**JERSEY:** Red with white Cornell  
**PANTS:** White with single red stripe

**HOME RECORD:** 1-0 (1.000)  
**ROAD RECORD:** 2-6 (.250)  
**NEUTRAL RECORD:** 0-0 (.000)  
**RUNS SCORED:** 50 (5.6 AVG)

DATE	OPPONENT	SCORE
2/24	at James Madison	L, 5-11
2/26	at James Madison	L, 5-7
3/3	vs. Ball State	L, 2-5
3/4	vs. Purdue Fort Wayne	L, 3-6
3/10	at VCU	L, 9-14
3/12	at VCU	L, 3-9
3/18 (1)	at George Mason	L, 5-10
3/18 (2)	at George Mason	L, 3-4
3/24	at Yale	W, 5-3
4/1	at Columbia	L, 7-12

DATE	OPPONENT	SCORE
2/25	at James Madison	L, 2-9
3/5	at #5 Wake Forest	L, 3-10
3/11	at VCU	L, 5-10
3/19	at George Mason	L, 4-15
3/26 (1)	at Yale	L, 2-12
3/26 (2)	at Yale	W, 7-5
4/2 (1)	at Columbia	L, 1-15
4/2 (2)	at Columbia	W, 13-8
4/4	vs. Ithaca	W, 13-3

DATE	OPPONENT	SCORE
2/25	at James Madison	L, 2-9
3/5	at #5 Wake Forest	L, 3-10
3/11	at VCU	L, 5-10
3/19	at George Mason	L, 4-15
3/26 (1)	at Yale	L, 2-12
3/26 (2)	at Yale	W, 7-5
4/2 (1)	at Columbia	L, 1-15
4/2 (2)	at Columbia	W, 13-8
4/4	vs. Ithaca	W, 13-3

2023 GAME-BY-GAME BATTING STATISTICS

DATE	OPPONENT	AB	R	H	RBI	2B	3B	HR	TB	BB	IBB	SB	CS	HBP	SAC	SF	GDP	SO	PO	A	E	LOB	AVG
2/24	at James Madison	33	5	7	5	2	0	1	12	6	0	1	0	1	0	1	1	8	24	11	4	9	.212
2/25	at James Madison	34	2	7	2	1	0	1	11	5	0	0	1	0	0	0	1	8	24	8	2	10	.209
2/26	at James Madison	32	5	7	5	0	0	3	16	3	0	2	1	2	1	0	0	13	26	7	1	6	.212
3/3	vs. Ball State	27	2	2	2	1	0	0	3	6	0	0	1	0	1	0	0	10	24	9	1	4	.183
3/4	vs. Purdue Fort Wayne	31	3	6	3	2	0	1	11	4	0	0	1	0	0	0	1	15	24	11	0	5	.185
3/5	at Wake Forest	29	3	5	3	2	0	0	7	2	0	0	0	2	0	1	2	15	24	7	1	4	.183
3/10	at VCU	39	9	13	8	2	0	0	15	8	0	3	1	0	1	0	0	11	24	7	2	12	.209
3/11	at VCU	33	5	7	5	1	1	0	10	4	0	2	0	0	1	1	0	9	24	7	2	7	.209
3/12	at VCU	33	3	7	2	1	0	0	8	4	0	1	2	0	1	0	0	9	24	6	3	8	.210
3/18	at George Mason	33	5	5	5	1	0	1	9	3	0	3	0	2	0	0	0	14	24	10	0	6	.204
3/18	at George Mason	26	3	4	3	0	0	1	7	5	0	2	1	0	0	2	1	7	24	14	1	3	.200
3/19	at George Mason	33	4	7	3	2	0	0	9	5	0	2	0	0	2	0	0	18	24	11	3	9	.201
3/24	at Yale	34	5	8	5	1	0	1	12	4	0	3	0	3	0	1	0	14	27	11	0	10	.204
3/26	at Yale	32	2	5	1	2	0	0	7	4	0	2	0	2	0	0	0	7	24	9	1	9	.200
3/26	at Yale	35	7	12	7	4	1	1	21	4	0	4	1	0	0	1	1	8	27	3	2	6	.211
4/1	at Columbia	37	7	10	6	3	0	3	22	5	0	0	0	0	0	0	0	9	24	8	2	8	.215
4/1	at Columbia	34	1	10	1	2	1	0	14	1	0	0	1	1	0	0	2	6	24	6	3	8	.220
4/2	at Columbia	42	13	18	13	6	0	3	33	2	0	0	1	1	0	1	1	12	27	12	2	6	.235
4/4	ITHACA	33	13	13	12	2	0	1	18	8	0	4	0	1	0	2	0	5	27	14	1	8	.243
	TOTALS	630	97	153	91	35	3	17	245	83	0	29	11	15	7	10	10	198	470	171	31	138	

2023 GAME-BY-GAME PITCHING STATISTICS

DATE	OPPONENT	IP	H	R	ER	BB	SO	2B	3B	HR	WP	BK	HBP	DP	IBB	SCORE	W	L	SV	ERA	WHIP	BB/9	SO/9
2/24	at James Madison	8.0	9	11	8	9	4	0	0	1	1	2	1	0	0	5-11	0	1	0	9.00	2.25	10.13	4.50
2/25	at James Madison	8.0	9	9	9	10	6	2	0	1	0	0	1	0	0	2-9	0	2	0	10.13	2.31	10.69	5.63
2/26	at James Madison	8.2	9	7	6	7	7	2	0	1	0	0	1	0	0	5-7	0	3	0	8.39	2.15	9.49	6.20
3/3	vs. Ball State	8.0	6	5	4	6	5	2	0	0	0	0	0	1	0	2-5	0	4	0	7.44	1.99	8.82	6.06
3/4	vs. Purdue Fort Wayne	8.0	10	6	5	4	5	1	0	4	0	0	0	0	0	3-6	0	5	0	7.08	1.94	7.97	5.98
3/5	at Wake Forest	8.0	8	10	9	11	8	1	0	1	3	0	1	3	0	3-10	0	6	0	7.58	2.01	8.69	6.47
3/10	at VCU	8.0	16	14	13	10	9	2	0	1	2	0	5	3	0	9-14	0	7	0	8.58	2.19	9.05	6.99
3/11	at VCU	8.0	12	10	10	4	7	1	0	1	1	0	4	1	0	5-10	0	8	0	8.91	2.16	8.49	7.10
3/12	at VCU	8.0	8	9	6	6	11	2	0	0	2	0	3	1	0	3-9	0	9	0	8.67	2.12	8.30	7.68
3/18	at George Mason	8.0	10	10	10	2	6	2	0	2	5	0	3	0	0	5-10	0	10	0	8.93	2.06	7.70	7.59
3/18	at George Mason	8.0	8	4	3	3	3	2	0	0	0	0	2	1	0	3-4	0	11	0	8.42	2.00	7.31	7.21
3/19	at George Mason	8.0	13	15	10	5	6	3	0	0	2	0	6	1	0	4-15	0	12	0	8.66	2.02	7.17	7.17
3/24	at Yale	9.0	7	3	3	2	4	0	0	1	0	0	1	1	0	5-3	1	12	1	8.18	1.93	6.73	6.90
3/26	at Yale	8.0	11	12	11	9	6	1	0	0	2	0	4	0	0	2-12	1	13	1	8.47	1.97	6.97	6.89
3/26	at Yale	9.0	7	5	2	2	9	1	0	1	0	0	1	1	0	7-5	2	13	2	8.00	1.90	6.60	7.04
4/1	at Columbia	8.0	14	12	12	10	5	0	1	5	2	0	1	0	0	7-12	2	14	2	8.33	1.97	6.89	6.96
4/1	at Columbia	8.0	12	15	7	8	9	2	0	3	4	0	1	0	0	1-15	2	15	2	8.31	2.00	7.01	7.14
4/2	at Columbia	9.0	8	8	7	6	4	2	0	1	4	0	1	0	0	13-8	3	15	2	8.23	1.97	6.95	6.95
4/4	ITHACA	9.0	6	3	3	7	7	1	1	0	0	0	1	0	0	13-3	4	15	2	7.93	1.94	6.95	6.95
	TOTALS	156.2	183	168	138	121	121	27	2	23	28	2	37	13	0	97-168							

GAME-BY-GAME INFORMATION

DATE	OPPONENT	TIME/ RESULT	CORNELL				OPPONENTS				REC	IVY	POS	Win	Loss	Save	TIME	ATT	
			R	H	E	LOB	R	H	E	LOB									
2/24	at James Madison	L, 5-11	5	7	4	9	11	9	2	9	0-1	—	—	Scully (1-0)	Keller (0-1)	◀ —	2:53	413	
2/25	at James Madison	L, 2-9	2	7	2	10	9	9	2	8	0-2	—	—	Murphy (1-0)	Hamill (0-1)	◀ —	2:50	188	
2/26	at James Madison	L, 5-7	5	7	1	6	7	9	0	7	0-3	—	—	Kleinfelter (1-0)	Urofsky (0-1)	◀ —	2:46	473	
3/3	vs. Ball State	L, 2-5	2	2	1	4	5	6	0	5	0-4	—	—	Hartlaub (1-2)	Urofsky (0-2)	◀ —	2:31	157	
3/4	vs. Purdue Fort Wayne	L, 3-6	3	6	0	5	6	10	0	6	0-5	—	—	Deany (1-1)	Hamill (0-2)	◀ Fine (1)	2:13	167	
3/5	at Wake Forest	L, 3-10	3	5	1	4	10	8	0	7	0-6	—	—	Hartle (3-0)	Baker (0-1)	◀ —	2:30	1,245	
3/10	at VCU	L, 9-14	9	13	2	12	14	16	2	14	0-7	—	—	Ellis (1-2)	Keller (0-2)	◀ —	3:28	500	
3/11	at VCU	L, 5-10	5	7	2	7	10	12	1	10	0-8	—	—	Gladden (1-0)	Hamill (0-3)	◀ —	2:33	200	
3/12	at VCU	L, 3-9	3	7	3	8	9	8	2	8	0-9	—	—	Delane (1-2)	Edwards (0-1)	◀ —	2:33	250	
3/18	at George Mason	L, 5-10	5	5	0	6	10	10	3	3	0-10	—	—	Shields (4-0)	Baker (0-2)	◀ —	2:37	—	
3/18	at George Mason	L, 3-4	3	4	1	3	4	8	0	6	0-11	—	—	Stewart (1-1)	Edwards (0-2)	◀ Edmonds (1)	—	191	
3/19	at George Mason	L, 4-15	4	7	3	9	15	13	1	10	0-12	—	—	Martins (1-1)	Urofsky (0-3)	◀ —	—	117	
3/24	at Yale	W, 5-3	5	8	0	10	3	7	0	5	1-12	1-0	T-1st	Edwards (1-2)	◀ Shaw (1-2)	Mayfield (1)	◀	2:26	89
3/26	at Yale	L, 2-12	2	5	1	9	12	11	1	10	1-13	1-1	T-2nd	Easterly (3-1)	Baker (0-3)	◀ —	2:40	117	
3/26	at Yale	W, 7-5	7	12	2	6	5	7	1	6	2-13	2-1	T-2nd	Keller (1-2)	◀ Reese (1-2)	Porter (1)	◀	2:40	126
4/1	at Columbia	L, 7-12	7	10	2	8	12	14	2	12	2-14	2-2	T-3rd	Leon (4-1)	Hamill (0-4)	◀ Parkinson (2)	2:46	412	
4/1	at Columbia	L, 1-15	1	10	3	8	15	12	0	9	2-15	2-3	6th	Sheets (2-2)	Keller (1-3)	◀ —	2:45	446	
4/2	at Columbia	W, 13-8	13	18	2	6	8	8	0	7	3-15	3-3	6th	Mayfield (1-0)	◀ Palfrey (1-1)	—	2:49	446	
4/4	ITHACA	W, 13-3	13	13	1	8	3	6	0	9	4-15	3-3	6th	Biben (1-0)	◀ Bailey (0-0)	—	2:34	117	
4/8	BROWN	11:30 a.m.																	
4/8	BROWN	2:30 p.m.																	
4/9	BROWN	12 p.m.																	
4/11	at Binghamton	6:30 p.m.																	
4/15	at Harvard	11:30 a.m.																	
4/15	at Harvard	2:30 p.m.																	
4/16	at Harvard	12 p.m.																	
4/18	BINGHAMTON	3:30 p.m.																	
4/22	PRINCETON	11:30 a.m.																	
4/22	PRINCETON	2:30 p.m.																	
4/23	PRINCETON	12 p.m.																	
4/28	PENN	11:30 a.m.																	
4/29	PENN	2:30 p.m.																	
4/29	PENN	12 p.m.																	
5/2	at Binghamton	6:30 p.m.																	
5/6	at Dartmouth	11:30 a.m.																	
5/6	at Dartmouth	2:30 p.m.																	
5/7	at Dartmouth	12 p.m.																	



2023 CORNELL BASEBALL TV / PHOTO ROSTER



**1**  
**JOHN QUINLAN**  
C/OF | R/R | So. | 5'9" | 180  
Menlo Park, Calif.



**2**  
**MATT BARNHORST**  
INF/OF | R/R | Jr. | 6'0" | 195  
Ponte Vedra Beach, Fla.



**3**  
**RYAN ROSS**  
INF | R/R | Sr. | 6'0" | 195  
Elmhurst, Ill.



**4**  
**CADEN WILDMAN**  
OF | R/R | Fr. | 6'3" | 215  
Woodbury, Minn.



**5**  
**CHRIS ELLISON**  
RHP | R/R | So. | 6'0" | 190  
Howell, N.J.



**6**  
**KYLE MUSSER**  
OF | R/R | So. | 5'10" | 182  
Lititz, Pa.



**7**  
**MAX JENSEN**  
INF | L/R | So. | 6'2" | 190  
Burke, Va.



**8**  
**FRANCO ALONSO**  
INF | R/R | Sr. | 6'2" | 195  
Pasadena, Calif.



**9**  
**STORY KIMURA**  
RHP | R/R | Jr. | 6'0" | 175  
Dallas, Texas



**11**  
**WILS GUY**  
OF | R/R | Sr. | 5'10" | 165  
San Luis Obispo, Calif.



**12**  
**RYAN PORTER**  
INF | R/R | So. | 6'0" | 185  
Houston, Texas



**13**  
**SHANE RUSSELL**  
1B | R/R | Sr. | 6'2" | 220  
Matthews, N.C.



**15**  
**SAM KAPLAN**  
OF | R/R | Sr. | 6'1" | 210  
Las Vegas, Nev.



**16**  
**WILL LONG**  
RHP | R/R | So. | 6'0" | 170  
Great Falls, Va.



**17**  
**WILLIAM STEPHENS**  
RHP | R/R | Jr. | 6'2" | 205  
Stone Mountain, Ga.



**18**  
**TJ SWIDORSKI**  
INF | R/R | Fr. | 6'0" | 185  
Woodbury, Minn.



**19**  
**NOAH KELLER**  
LHP | L/L | Fr. | 6'1" | 210  
Goodrich, Mich.



**20**  
**ETHAN HAMILL**  
RHP | R/R | Fr. | 6'3" | 200  
Chester, Va.



**21**  
**ELIJAH DIAZ**  
OF | L/L | Sr. | 5'8" | 181  
Bronx, N.Y.



**22**  
**JAKOBI DAVIS**  
OF | L/L | So. | 6'4" | 210  
Sarasota, Fla.



**23**  
**BRADEN MACK**  
C/RHP | R/R | Jr. | 6'2" | 210  
Woodbridge, Va.



**25**  
**BECK UROFSKY**  
INF/RHP | R/R | Fr. | 6'4" | 225  
Silver Spring, Md.



**26**  
**TOM CLANCY**  
RHP | R/R | Sr. | 6'1" | 190  
Westfield, N.J.



**28**  
**SPENCER EDWARDS**  
LHP | L/L | Sr. | 6'3" | 190  
Rancho Santa Margarita, Calif.



**30**  
**JOE HOLLERBACH**  
INF | R/R | Sr. | 6'3" | 215  
Orinda, Calif.



**31**  
**JOHN GERFEN**  
LHP | R/L | Fr. | 6'0" | 195  
Brewster, N.Y.



**32**  
**CARSON MAYFIELD**  
RHP | R/R | Fr. | 6'5" | 200  
Annandale, Va.



**34**  
**VON BAKER**  
RHP | R/R | Jr. | 6'7" | 235  
St. Johnsville, N.Y.



**36**  
**MATTHEW WALTERS**  
OF/RHP | R/R | Fr. | 5'11" | 195  
Granbury, Texas



**37**  
**WILLIAM JAUN**  
1B/LHP | L/L | So. | 6'3" | 225  
Loveland, Ohio



**40**  
**NATHAN WAUGH**  
C | R/R | Jr. | 6'5" | 230  
Placentia, Calif.



**42**  
**JOSH SHEA**  
RHP | R/R | Fr. | 5'11" | 175  
Cortlandt Manor, N.Y.



**45**  
**AUGUST BIBEN**  
RHP | R/R | Sr. | 6'0" | 230  
New York, N.Y.



**24**  
**DAN PEPICELLI**  
Head Coach  
8th Season



**14**  
**TOM FORD**  
Associate Head Coach  
15th Season



**27**  
**JOHN TOPPA**  
Assistant Coach  
2nd Season



**44**  
**JUSTIN DEVOID**  
Volunteer Assistant Coach  
1st Season