



2023 BASEBALL GAME NOTES

CORNELLBIGRED.COM ▶ @CORNELLBASEBALL ▶ @CORNELLSPORTS ▶ @IVYLEAGUE ▶ #YELLCORNELL

GAME NO. 19 • VS. ITHACA • HOY FIELD • ITHACA, N.Y.

CORNELL BIG RED

3-15 OVERALL
3-3 IVY LEAGUE

DAN PEPICELLI

HEAD COACH, 19TH SEASON

78-135-1 (.367)

AT CORNELL, 8TH SEASON



ITHACA BOMBERS

13-8 OVERALL
5-1 LIBERTY LEAGUE

DAVID VALESENTE

HEAD COACH, 7TH SEASON

64-40-1 (.614)

AT ITHACA, 4TH SEASON



PROBABLE PITCHING MATCHUP (SUBJECT TO CHANGE)

TUESDAY
3:30 P.M.

ESPN+

RHP Von Baker (0-3, 11.78)

TBA

FIRST PITCH

▶ For the first time in over 12 years, the Cornell and Ithaca baseball programs will face each other this afternoon at Hoy Field.

LAST WEEKEND REWIND

▶ Cornell went 1-2 last weekend against its fellow Ivy League and Empire State rival Columbia at Robertson Field at Satow Stadium in the Bronx.

▶ Columbia posted victories of 12-6 and 15-1 before the Big Red prevented the series sweep with a 13-6 victory in the nightcap of Sunday's doubleheader.

▶ In the nightcap of Sunday's twin bill, Cornell registered six doubles which was the most by a Big Red team since also hitting six doubles against Yale exactly one year to the date (April 2, 2022).

▶ Junior catcher **NATHAN WAUGH** batted a team-leading .667 on the weekend, going 6-of-9 with three doubles, a home run, and five RBI. In total, four Big Red players registered batting averages of .400 or better. Senior infielder **JOE HOLLERBACH** (.462 — 6-of-13), sophomore infielder **RYAN PORTER** (.444 — 4-of-9), and senior outfielder **SAM KAPLAN** (.417 — 5-of-12) were the others.

▶ Freshman right-handed pitcher **CARSON MAYFIELD** recorded his first collegiate victory on Sunday, registering five innings of relief, allowing three runs on two hits, walking two and striking out three.

JOINING THE HIT PARADE

▶ In last weekend's series with Columbia, the Big Red recorded 10-plus hits in all three games. The Big Red totaled 38 hits in the series and posted a team batting average of .336.

▶ Cornell logged a season-high 18 hits in the victory over Columbia last Sunday, marking the most hits in a single game by the Big Red since also having an 18-hit day against Princeton on April 30, 2017. The output is tied for the third-most by the Big Red under Ted Thoren Head Coach of Baseball **DAN PEPICELLI**.

▶ Of the 38 hits recorded by Cornell last weekend, 18 went for extra bases (11 doubles, one triple, six home runs). Cornell's six home runs in the series were the most in a single weekend since also hitting six against Dartmouth last year at Hoy Field on April 23 and 24.

▶ After having 12 hits in the victory on March 26 at Yale, Cornell has four consecutive games with at least 10 hits. During the stretch, the Big Red is hitting at a .338 clip (50-of-148) with a 24 extra-base hits (15 doubles, two triples, seven home runs), leading to a .608 slugging percentage.

▶ No Cornell team has recorded five straight games with a 10-plus hits since the 2018 season when it strung together five 10-hit games during a span from April 21-28.

STAT BREAKDOWN

MOST HITS IN A GAME UNDER PEPICELLI

Since 2016

OPPONENT	DATE	HITS
Towson	4/5/17	28
Columbia	4/15/17	19
Princeton	4/30/17	18
▶ Columbia	4/2/22 (G2)	18
Penn	4/21/18	17
Harvard	4/8/17	16
Columbia	5/12/18	16
Richmond	3/17/17	15
Niagara	3/25/18	15
Brown	5/5/18	15
Coppin State	3/5/22	15

2023 SCHEDULE

DATE OPPONENT TV TIME/RESULT

FEBRUARY (0-3)

2/24	AT JAMES MADISON		L, 5-11
2/25	AT JAMES MADISON		L, 2-9
2/26	AT JAMES MADISON		L, 5-7

MARCH (2-10)

3/3	VS. BALL STATE		L, 2-5
3/4	VS. PURDUE FORT WAYNE		L, 3-6
3/5	AT #5 WAKE FOREST	ACCN	L, 3-10
3/10	AT VCU	ESPN+	L, 9-14
3/11	AT VCU	ESPN+	L, 5-10
3/12	AT VCU	ESPN+	L, 3-9
3/18	AT GEORGE MASON (DH)	ESPN+	L, 5-10
3/18	AT GEORGE MASON (DH)	ESPN+	L, 3-4
3/19	AT GEORGE MASON	ESPN+	L, 4-15
3/24	AT YALE* (DH)	ESPN+	W, 5-3
3/26	AT YALE* (DH)	ESPN+	L, 2-12
3/26	AT YALE*	ESPN+	W, 7-5

APRIL (1-2)

4/1	AT COLUMBIA* (DH)	ESPN+	L, 6-12
4/1	AT COLUMBIA* (DH)	ESPN+	L, 1-15
4/2	AT COLUMBIA*	ESPN+	W, 13-8
4/4	ITHACA	ESPN+	3:30 P.M.
4/8	BROWN* (DH)	ESPN+	11:30 A.M.
4/8	BROWN* (DH)	ESPN+	2:30 P.M.
4/9	BROWN*	ESPN+	12 P.M.
4/11	AT BINGHAMTON	ESPN+	6:30 P.M.
4/15	AT HARVARD* (DH)	ESPN+	11:30 A.M.
4/15	AT HARVARD* (DH)	ESPN+	2:30 P.M.
4/16	AT HARVARD*	ESPN+	12 P.M.
4/18	BINGHAMTON	ESPN+	3:30 P.M.
4/22	PRINCETON* (DH)	ESPN+	11:30 A.M.
4/22	PRINCETON* (DH)	ESPN+	2:30 P.M.
4/23	PRINCETON*	ESPN+	12 P.M.
4/29	PENN* (DH)	ESPN+	11:30 A.M.
4/29	PENN* (DH)	ESPN+	2:30 P.M.
4/30	PENN*	ESPN+	12 P.M.

MAY

5/2	AT BINGHAMTON		6:30 P.M.
5/6	AT DARTMOUTH* (DH)	ESPN+	11:30 A.M.
5/6	AT DARTMOUTH* (DH)	ESPN+	2:30 P.M.
5/7	AT DARTMOUTH*	ESPN+	12 P.M.

2023 IVY LEAGUE CHAMPIONSHIP SERIES

5/19 - 5/21	TBD	ESPN+	TBA
-------------	-----	--------------	-----

* - Denotes Ivy League contest

Bold Red CAPS denotes home game

All game times Eastern, subject to change



MEDIA CONTACT

MARSHALL HAIM

Assistant Director of Athletic Communications

✉ mh2348@cornell.edu

☎ (716) 465-4945 (mobile)

POSITIONAL ROSTER

PITCHERS (13)

#	NAME	POS	HT	WT	YR	B/T	HOMETOWN	HIGH SCHOOL
5	Chris Ellison	RHP	6-0	190	So.	R/R	Howell, N.J.	Howell HS
9	Story Kimura	RHP	6-0	175	Jr.	R/R	Dallas, Texas	The Lawrenceville School (N.J.)
16	Will Long	RHP	6-0	170	So.	R/R	Great Falls, Va.	Langley HS
17	William Stephens	RHP	6-2	205	Jr.	R/R	Stone Mountain, Ga.	Marist HS
19	Noah Keller	LHP	6-1	210	Fr.	L/L	Goodrich, Mich.	Goodrich HS
20	Ethan Hamill	RHP	6-3	200	Fr.	R/R	Chester, Va.	Thomas Dale HS
26	Tom Clancy	RHP	6-1	190	So.	R/R	Westfield, N.J.	Newark Academy
28	Spencer Edwards	LHP	6-3	190	Sr.	L/L	Rancho Santa Margarita, Calif.	Santa Margarita Catholic
31	John Gerfen	LHP	6-0	195	Fr.	R/L	Brewster, N.Y.	Brewster HS
32	Carson Mayfield	RHP	6-5	200	Fr.	R/R	Annandale, Va.	Bishop O'Connell HS
34	Von Baker	RHP	6-7	235	Jr.	R/R	St. Johnsville, N.Y.	Oppenheim-Ephratah-St. Johnsville HS
42	Josh Shea	RHP	5-11	175	Fr.	R/R	Cortlandt Manor, N.Y.	Hendrick Hudson HS
45	August Biben	RHP	6-0	230	Sr.	R/R	New York, N.Y.	Riverdale County School

CATCHERS (3)

#	NAME	POS	HT	WT	YR	B/T	HOMETOWN	HIGH SCHOOL
1	John Quinlan	C/OF	5-9	180	So.	S/R	Menlo Park, Calif.	Menlo-Atherton HS
23	Braden Mack	C/RHP	6-2	210	Jr.	R/R	Woodbridge, Va.	Potomac HS
40	Nathan Waugh	C	6-5	230	Jr.	R/R	Placentia, Calif.	Yorba Linda HS

INFIELDERS (10)

#	NAME	POS	HT	WT	YR	B/T	HOMETOWN	HIGH SCHOOL
2	Matt Barnhorst	INF/OF	6-0	195	Jr.	R/R	Ponte Vedra Beach, Fla.	Ponte Vedra HS
3	Ryan Ross	INF	6-0	195	Sr.	R/R	Elmhurst, Ill.	York Community HS
7	Max Jensen	INF	6-2	190	So.	L/R	Burke, Va.	Lake Braddock Secondary
8	Franco Alonso	INF	6-2	195	Sr.	R/R	Pasadena, Calif.	Polytechnic School
12	Ryan Porter	INF	6-0	185	So.	R/R	Houston, Texas	Paetow HS
13	Shane Russell	1B	6-2	220	Sr.	R/R	Matthews, N.C.	Charlotte Christian School
18	TJ Swidorski	INF	6-0	185	Fr.	R/R	Woodbury, Minn.	East Ridge HS
25	Beck Urofsky	INF/RHP	6-4	225	Fr.	R/R	Silver Spring, Md.	Bethesda-Chevy Chase HS
30	Joe Hollerbach	INF	6-3	215	Sr.	R/R	Orinda, Calif.	Miramonte HS
37	William Jaun	1B/LHP	6-3	225	So.	L/L	Loveland, Ohio	St. Xavier HS

OUTFIELDERS (7)

#	NAME	POS	HT	WT	YR	B/T	HOMETOWN	HIGH SCHOOL
4	Caden Wildman	OF	6-3	215	Fr.	R/R	Woodbury, Minn.	East Ridge HS
6	Kyle Musser	OF	5-10	182	So.	R/R	Lititz, Pa.	Manheim Township HS
11	Wils Guy	OF	5-10	165	Sr.	R/R	San Luis Obispo, Calif.	San Luis Obispo HS
15	Sam Kaplan	OF	6-1	210	Sr.	R/R	Las Vegas, Nev.	The Meadows School
21	Elijah Diaz	OF	5-8	181	Sr.	L/L	Bronx, N.Y.	All Hallows HS
22	Jakobi Davis	OF	6-4	210	So.	L/L	Sarasota, Fla.	Sarasota Riverview HS
36	Matthew Walters	OF/RHP	5-11	195	Fr.	R/R	Granbury, Texas	Granbury HS

CORNELL COACHING AND SUPPORT STAFF

Ted Thoren Head Coach of Cornell Baseball: Dan Pepicelli (SUNY Cortland '94), 8th season
Associate Head Coach: Tom Ford (Ithaca '79), 33rd season with program; 15th in role
Assistant Coach (Third Base Coach): John Toppa (UConn '19), 2nd season with program; 1st in role
Volunteer Assistant Coach (First Base Coach): Justin Devoid (Colby-Sawyer '17), 1st season with program
Athletic Trainer: Grace DeStefano, 1st season with team

NUMERICAL ROSTER

#	NAME	POS	YR
1	John Quinlan	C/OF	So.
2	Matt Barnhorst	INF/OF	Jr.
3	Ryan Ross	INF	Sr.
4	Caden Wildman	OF	Fr.
5	Chris Ellison	RHP	So.
6	Kyle Musser	OF	So.
7	Max Jensen	INF	So.
8	Franco Alonso	INF	Sr.
9	Story Kimura	RHP	Jr.
11	Wils Guy	OF	Sr.
12	Ryan Porter	INF	So.
13	Shane Russell	1B	Sr.
14	Dan Pepicelli	HC	8th
15	Sam Kaplan	OF	Sr.
16	Will Long	RHP	So.
17	William Stephens	RHP	Jr.
18	TJ Swidorski	INF	Fr.
19	Noah Keller	LHP	Fr.
20	Ethan Hamill	RHP	Fr.
21	Elijah Diaz	OF	Sr.
22	Jakobi Davis	OF	So.
23	Braden Mack	C/RHP	Jr.
24	Tom Ford	AHC	33rd
25	Beck Urofsky	INF/RHP	Fr.
26	Tom Clancy	RHP	So.
27	John Toppa	AC	2nd
28	Spencer Edwards	LHP	Sr.
30	Joe Hollerbach	INF	Sr.
31	John Gerfen	LHP	Fr.
32	Carson Mayfield	RHP	Fr.
34	Von Baker	RHP	Jr.
36	Matthew Walters	OF/RHP	Fr.
37	William Jaun	1B/LHP	So.
40	Nathan Waugh	C	Jr.
42	Josh Shea	RHP	Fr.
44	Justin Devoid	VAC	1st
45	August Biben	RHP	Sr.

PRONUNCIATION GUIDE

#	NAME	PRONUNCIATION
6	Kyle Musser	MUSS-er
9	Story Kimura	kih-MURR-uh
15	Sam Kaplan	CAP-lynn
18	TJ Swidorski	swi-DOOR-skee
22	Jakobi Davis	juh-CO-bee
25	Beck Urofsky	YUHR-off-skee
30	Joe Hollerbach	HAHL-err-back
31	John Gerfen	guhr-fin
37	William Jaun	jon
40	Nathan Waugh	WAH
45	August Biben	BYE-bin
HC	Dan Pepicelli	pep-i-SELL-ee
AC	John Toppa	TOE-puh
VAC	Justin Devoid	dih-VOID

TUESDAY'S PROBABLE STARTING PITCHER



VON BAKER RHP #34

2023 STATS: 0-3, 11.78 ERA, 18.1 IP, 20 BB, 15 SO

Height / Weight: 6-7 / 235 lbs. Bats/Throws: R/R
Hometown: St. Johnsville, N.Y. Year: Junior
High School: Oppenheim-Ephratah-St. Johnsville HS

NEWS & NOTES ON BAKER

- ▶ Did not factor in the decision against Columbia in the nightcap of Sunday's doubleheader with the Lions ... allowed three runs on three hits over two innings of work while walking three and striking out one.
- ▶ Six strikeouts in season debut at James Madison matched his career high when he pitched a career-high 6.1 innings on March 25, 2022 vs. Harvard.
- ▶ Baker made 12 appearances (four starts) in first collegiate season last year after his freshman season in 2021 was canceled due to COVID-19 pandemic.

2023 GAME LOG (6 G/6 GS/0 QS) BIG RED RECORD IN STARTS: 1-5

Date	W-L	SCORE	IP	H	R	ER	HR	BB	SO	P/K	LEFT
2/26	ND	5-7	5.2	4	1	1	0	3	6	92/53	5-1
3/5	L	3-10	4.0	5	6	5	0	5	3	84/41	1-6
3/12	ND	3-9	4.0	3	3	1	0	2	4	85/43	2-3
3/18 (1)	L	5-10	2.0	6	6	6	1	2	1	61/35	0-6
3/26 (1)	L	2-12	0.2	1	8	8	0	5	0	42/19	0-5
4/2 (2)	ND	13-8	2.0	3	3	3	0	3	1	43/18	5-3
TOTALS	0-3	11.78	18.1	22	27	24	1	20	15	407/209	51.4%

CAREER STATS

	W	L	ERA	G	GS	CG	IP	H	R	ER	HR	BB	SO	WHIP
2021	— NO SEASON (COVID-19 PANDEMIC) —													
2022	0	3	15.04	12	4	0	23.1	30	46	39	3	38	23	2.91
2023	0	3	11.78	6	6	0	18.1	22	27	24	1	20	15	2.29
TOTALS	0	6	13.61	18	10	0	41.2	52	73	63	4	58	38	2.64

CORNELL QUICK FACTS

GENERAL INFORMATION

Location	Ithaca, N.Y.
Enrollment (2021 Undergraduate)	15,503
Founded	1865
Nickname	Big Red
School Colors	Cornelian Red (Pantone 187) and White
Conference	The Ivy League
President	Martha E. Pollack
Meakam*Smith Director of Athletics	Dr. Nicki Moore
Athletics Website	CornellBigRed.com

HISTORY

Seasons of Baseball	152nd
First Season	1869
All-Time Record (Win %)	1743-1974-35 (.469)
Ivy League Regular-Season Titles (last)	6 (2012)
Ivy League Championship Titles (last)	1 (2012)
NCAA Tournament Appearances (last)	2 (2012)
NCAA Tournament Record (Win %)	2-4 (.333)
Most Consecutive NCAA Appearances	Never
College World Series Appearances (last)	Never
National Championships	None

HOY FIELD

Year Opened (Seasons)	1922 (101st)
Capacity	500
All-Time Record (Win %)	654-532-9 (.551)
Under Dan Pepicelli (Win %)	25-36-1 (.411)

BOOTH FIELD

Year Opened (Seasons)	2023 (1st)
Capacity	500
All-Time Record (Win %)	0-0 (.000)
Under Dan Pepicelli (Win %)	0-0 (.000)

COACHING STAFF

Head Coach	Dan Pepicelli (Cortland '90)
Record at Cornell	78-135-1 (.367)
Overall Record	299-312-3 (.489)
Associate Head Coach	Tom Ford (Ithaca '79)
Assistant Coach	John Toppa (UConn '19)
Volunteer Assistant	Justin Devold (Colby-Sawyer '17)

2022 IN REVIEW

Overall Record	11-25
Ivy League Record (Finish)	5-16 (7th)
Home Record	4-9
Road Record	7-15
Neutral Record	0-1
Ivy League Championship Series	Did not qualify
NCAA Tournament	Not selected

2023 TEAM INFORMATION

Returners / Lost	24 / 11
Newcomers	9
Fr / So / Jr / Sr	9 / 9 / 6 / 9


COMMUNICATIONS

Jeremy Hartigan	Associate Director of Athletics for Communications
Marshall Haim	Assistant Director of Athletic Communications (BB)
Phone	716.465.4945
Email	mh2348@cornell.edu
Matthew Jensen	Assistant Director of Athletic Communications
Aaron Kelly	Communications Coordinator

Mailing Address	Cornell University Athletics Teagle Hall, 512 Campus Road, Ithaca, N.Y., 14853
Twitter / Instagram	@CornellSports
Facebook	/CornellSports

#YELLCORNELL

SCOUTING REPORT



as of 4/3/23



.235	BATTING AVG.	>>	.331
4.20	RUNS	>>	8.29
1.83	DOUBLES	>>	2.14
0.17	TRIPLES	>>	0.48
0.89	HOME RUNS	>>	0.81
4.39	RBI	>>	7.71
.330	ON-BASE PCT.	>>	.413
.380	SLUGGING PCT.	>>	.483
25/36 (.694)	STOLEN BASES	>>	12/23 (.522)
8.23	ERA	>>	4.96
6.33	STRIKEOUTS	>>	9.10
.302	OPPONENT AVG.	>>	.272
1.97	WHIP	>>	1.43
.9523	FIELDING PCT.	>>	.9517

ABOUT ITHACA

- ▶ Ithaca enters this afternoon's contest with a 13-8 overall record and a 5-1 mark in Liberty League action.
- ▶ The Bombers swept a three-game series against St. Lawrence, taking the opening game, 16-2, in Auburn on Sunday before sweeping a doubleheader at Freeman Field on Monday, 7-6 and 10-3.
- ▶ Louis Fabbio (.437) and Ethan Rothstein (.418) each have batting averages north of .400 so far this season.
- ▶ Garrett Callaghan has an Ithaca-leading five home runs and 31 RBI on the season, to go along with his .358 batting average.
- ▶ Four members of the Bombers offense have OPS figures north of 1.000, joined by Callaghan (1.139), Rothstein (1.106), Fabbio (1.055), and Riley Brawdy (1.027).
- ▶ Ithaca has struck out 191 batters in 183.1 innings pitched and has issued just 66 walks.
- ▶ Kyle Lambert (2.95), Colin Leyner (3.25), and Garrett Bell (4.18) have all made six starts for Ithaca this season while having ERAs below 4.20.

TOUCH 'EM ALL!

- ▶ In last weekend's three-game series with Columbia, Cornell recorded six home runs at Robertson Field at Satow Stadium.
- ▶ So far in three games played in April, the Big Red has six home runs. In February and March combined, Cornell had 10 home runs.
- ▶ The six home runs hit by Cornell against Columbia were the most in a single weekend since also recording six against Dartmouth last year on April 25 and 26.

TOUGH TO TOUCH

- ▶ Over 11 relief outings so far during his senior campaign, left-handed pitcher **SPENCER EDWARDS** has been tough to hit off of this season.
- ▶ Edwards enters today's contest with opponents batting .205 off of him (15 hits in 73 at-bats), which ranks as the fourth-best average in the Ivy League, after games completed on Monday.
- ▶ After allowing five hits in his first appearance of the season on Feb. 25 at James Madison, Edwards has allowed just 10 hits over his last 17.1 innings pitched.

91 YEARS | 1.5 MILES | 79 MEETINGS

- ▶ Cornell and Ithaca are meeting for the 80th time in program history this afternoon at Hoy Field, dating back to the first meeting between the two Ithaca-based programs in 1933.
- ▶ Today's will be just the second time the crosstown rivals are meeting in the last 21 years.
- ▶ The last game between the Big Red and Bombers came on May 6, 2010, in which Cornell prevailed by a 12-7 score. **KYLE GROTH** went 3-for-4 with two doubles and three RBI in the victory over the Bombers. **MICKEY BRODSKY**, **FRANK HAGER**, and **JERRY VITIELLO** each had two RBI apiece.
- ▶ The Big Red has hosted the last five meetings against the Bombers, posting a 3-2 record in that span.
- ▶ Cornell is 22-23-1 all-time at home against Ithaca, and has scored 10-plus runs in four of its last six meetings against the Bombers.

IVY LEAGUE LEADERS

BATTING AVERAGE AGAINST LEADERS

Among Ivy League Pitchers (through 4/3/23)

PLAYER	H	AB	BAA
Owen Coady	20	122	.164
Justin Kim	16	94	.170
Cole Zaffiro	23	113	.204
Spencer Edwards	15	73	.205
Ryan Dromboski	22	102	.216



All-Time vs. Columbia			35-43-1
<i>at Cornell</i>			22-23-1
<i>at Ithaca</i>			13-20
<hr/>			
LAST 5 GAMES VS. ITHACA			
DATE	H/A	W/L	SCORE
4/13/00	H	W	10-6
4/25/01	H	L	11-12
3/30/02 (1)	H	W	7-6
3/30/02 (2)	H	L	5-6
5/6/10	H	W	12-7

2023 IVY LEAGUE STANDINGS

thru 4/3/23	IVY LEAGUE				OVERALL						
	SCHOOL	W-L	PCT	GB	STREAK	W-L	PCT	STREAK	HOME	AWAY	NEUTRAL
	Penn	4-2	.667	—	W3	13-10	.565	W3	4-3	9-7	0-0
	Columbia	4-2	.667	—	L1	12-11	.522	L1	6-2	6-9	0-0
	Princeton	4-2	.667	—	L2	10-13	.435	L2	3-0	7-13	0-0
	Yale	4-2	.667	—	W3	9-12	.429	W4	2-3	7-9	0-0
	Harvard	4-2	.667	—	W2	7-16	.304	W2	3-1	3-12	1-3
	Cornell	3-3	.500	1.0	W1	3-15	.167	W1	0-0	3-13	0-2
	Brown	1-5	.167	3.0	L4	4-17	.190	L3	2-6	1-9	1-2
	Dartmouth	0-6	.000	4.0	L6	1-19	.050	L12	0-3	1-12	0-4



AROUND THE IVY LEAGUE

PLAYERS OF THE WEEK

Award		PLAYER
Feb. 27	Player	Scott Bandura
	Pitcher	Chris Clark
	Rookie	William Lybrook
March 6	Player	Seth Dardar
	Pitcher	Owen Coady
	Rookie	Carter Rasmussen
March 13	Player	Griffin Palfrey
	Pitcher	Andy Leon
	Rookie	Davis Baker
March 20	Player	Seth Werchan
	Pitcher	Tom Chmielewski
	Rookie	Davis Baker
March 27	Player	Kyle Vinci
	Pitcher	Justin Kim
	Rookie	Ryan Taylor

2023 IVY LEAGUE PRESEASON POLL

	SCHOOL (FIRST-PLACE VOTES)	PTS
1.	Columbia (12)	124
2.	Penn (3)	113
3.	Dartmouth (1)	91
4.	Harvard	75
5.	Yale	68
6.	Brown	45
7.	Princeton	31
8.	Cornell	29

MAYFIELD SHINING EARLY

- Freshman right-handed pitcher **CARSON MAYFIELD** been a bright spot for the Cornell bullpen so far this season through his seven relief outings.
- Currently owning a 5.25 ERA that leads all Cornell pitchers with at least 15 innings pitched, Mayfield has 20 strikeouts compared to just five walks.
- His 4.00 strikeout-to-walk ratio is tied for eighth among freshman pitchers and is second in the Ivy League, trailing Dartmouth's Jake Metzger (29 SO, 3 BB — 9.67).
- Mayfield's five walks allowed in 24 innings pitched leads to a 1.88 walks-per-9-inning ratio, which is the ninth-best figure by a first-year pitcher this season. He also trails Metzger (3 BB in 31.2 IP — 0.85) for the Ivy League lead.
- Over his 24 innings pitched, Mayfield has struck out 20 batters this season, ranking second on the Big Red behind classmate **NOAH KELLER** (26).

WAUGH(TCH) LIST

- Junior catcher **NATHAN WAUGH** was one of 65 players named to the watch list for the 2023 Buster Posey National Collegiate Catcher of the Year Award, it was announced by the Wichita Sports Commission on March 3.
- The lone Ivy League catcher named to the list, Waugh is coming off a sophomore campaign in which he batted .310 with five doubles, two triples, five home runs, and 18 RBI. He also had an OPS of .973 in his first true collegiate season after the 2021 season was canceled (COVID-19 pandemic).
- On May 22, the watch list will be narrowed down to semifinalists. The national voting committee will vote on three finalists that will be announced June 6. Following a final vote among the national committee members, the 2023 Buster Posey Award winner will be announced June 29.

NCAA LEADERS

STRIKEOUT-TO-WALK RATIO LEADERS

Among Eligible Freshman Pitchers (through 4/2/23)

PLAYER	SO	BB	K/BB
Zac Cowan	38	1	38.00
Aiven Cabral	31	2	17.00
Tyler Bremner	41	5	8.20
Will Pyor	30	5	6.00
Blake Smith	28	5	5.60
Dylan Howard	38	7	5.43
Seth Garner	24	5	4.80
► Carson Mayfield	20	5	4.00
Ryan Sprock	40	10	4.00
Jacob Morrison	43	11	3.91

COLLEGIATE BASEBALL POLLS


























D1 BASEBALL			
Updated 4/3/23			
RK	SCHOOL	REC	LAST
1.	LSU	24-4	1
2.	Wake Forest	26-3	2
3.	Florida	24-5	3
4.	Vanderbilt	23-5	4
5.	Arkansas	23-5	6
6.	South Carolina	26-3	9
7.	Virginia	24-4	5
8.	Stanford	18-7	7
9.	Boston College	20-6	14
10.	Kentucky	25-3	18
11.	Tennessee	21-8	10
12.	East Carolina	20-8	8
13.	North Carolina	20-8	13
14.	Campbell	22-4	15
15.	Florida Gulf Coast	23-5	16
16.	Oklahoma State	22-7	17
17.	Coastal Carolina	23-5	16
18.	Louisville	21-6	11
19.	UConn	20-6	20
20.	Miami (Fla.)	19-9	23
21.	Texas	20-9	21
22.	Texas Tech	20-9	22
23.	UCLA	16-8	12
24.	West Virginia	21-7	24
25.	Oregon	18-7	NR
Bold italics = Cornell opponent			

USA TODAY				
Updated 4/3/23				
RK	SCHOOL	REC	PTS	LAST
1.	LSU	24-4	749	1
2.	Wake Forest	26-3	710	2
3.	Florida	24-5	673	3
4.	Vanderbilt	23-5	671	4
5.	Arkansas	23-5	607	6
6.	South Carolina	26-3	594	8
7.	Virginia	24-4	561	5
8.	Tennessee	21-8	498	9
9.	Stanford	18-7	492	7
10.	Kentucky	25-3	467	17
11.	Boston College	20-6	430	16
12.	Louisville	21-6	361	11
13.	Oklahoma State	22-7	356	13
14.	Campbell	22-4	344	15
15.	North Carolina	20-8	308	14
16.	East Carolina	20-8	292	10
17.	Florida Gulf Coast	23-5	252	18
18.	UConn	20-6	189	20
19.	Texas	20-9	182	19
20.	Miami (Fla.)	19-9	163	23
21.	Coastal Carolina	18-7	158	RV
22.	UCLA	16-8	153	12
23.	Texas Tech	20-9	108	21
24.	West Virginia	21-7	89	RV
25.	NC State	20-8	80	RV
Bold italics = Cornell opponent				

BASEBALL AMERICA			
Updated 4/3/23			
RK	SCHOOL	REC	LAST
1.	LSU	24-4	1
2.	Florida	24-5	2
3.	Wake Forest	26-3	3
4.	Vanderbilt	22-5	4
5.	Arkansas	23-5	7
6.	South Carolina	26-3	10
7.	Stanford	18-7	6
8.	Virginia	24-4	5
9.	Boston College	20-6	13
10.	Kentucky	25-3	18
11.	Oklahoma State	22-7	17
12.	Tennessee	21-8	11
13.	Campbell	22-4	14
14.	Miami (Fla.)	19-9	16
15.	East Carolina	20-8	9
16.	North Carolina	20-8	15
17.	Louisville	21-6	8
18.	Texas Tech	20-9	20
19.	West Virginia	21-7	NR
20.	Texas	20-9	19
21.	Florida Gulf Coast	23-5	21
22.	Coastal Carolina	23-5	16
23.	UConn	20-6	24
24.	UTSA	23-6	NR
25.	USC	16-10-1	NR
Bold italics = Cornell opponent			

PERFECT GAME			
Updated 4/3/23			
RK	SCHOOL	REC	LAST
1.	LSU	24-4	1
2.	Florida	24-5	2
3.	Wake Forest	26-3	3
4.	Vanderbilt	23-5	4
5.	Arkansas	23-5	5
6.	South Carolina	26-3	10
7.	Boston College	20-6	13
8.	Virginia	24-3	6
9.	Kentucky	25-3	20
10.	Tennessee	20-7	9
11.	Campbell	22-4	14
12.	Stanford	18-7	7
13.	Texas Tech	20-9	15
14.	Oklahoma State	22-7	16
15.	East Carolina	20-8	8
16.	North Carolina	20-8	18
17.	Louisville	21-6	11
18.	Florida Gulf Coast	23-5	19
19.	UCLA	16-8	12
20.	Coastal Carolina	18-7	NR
21.	UConn	20-6	21
22.	Miami (Fla.)	19-9	22
23.	UTSA	23-6	25
24.	Northeastern	22-4	NR
25.	UC Santa Barbara	18-6	17
Bold italics = Cornell opponent			

NCBWA			
Updated 3/27/23			
RK	SCHOOL	REC	LAST
1.	LSU	21-3	1
2.	Florida	22-4	2
3.	Wake Forest	22-3	4
4.	Vanderbilt	19-5	5
5.	Virginia	22-2	7
6.	Arkansas	20-4	3
7.	South Carolina	23-2	9
8.	Stanford	15-5	10
9.	East Carolina	19-5	11
10.	Louisville	19-4	6
11.	Tennessee	19-6	12
12.	UCLA	16-5	8
13.	Oklahoma State	20-5	16
14.	North Carolina	18-6	15
15.	Campbell	19-3	18
16.	Kentucky	21-3	24
17.	Boston College	17-5	20
18.	Florida Gulf Coast	21-4	22
19.	Texas Tech	18-7	14
20.	UC Santa Barbara	17-4	23
21.	Iowa	16-3	28
22.	Ole Miss	15-9	13
23.	Miami (Fla.)	15-9	17
24.	Texas	18-7	NR
25.	West Virginia	18-6	26
26.	UConn	16-5	RV
27.	TCU	15-9	30
28.	Coastal Carolina	14-7	RV
29.	Missouri	17-6	21
30.	Texas A&M	15-9	19
Bold italics = Cornell opponent			

COMPOSITE COLLEGE BASEBALL POLL														
Each team ranked in the six major baseball polls are awarded points based on their ranking.														
RK	SCHOOL	PTS	D1B		BA		NCBWA		CB		USAT		PG	
			RK	PTS	RK	PTS	RK	PTS	RK	PTS	RK	PTS	RK	PTS
1.	 LSU	130	1	25	1	25			1	30	1	25	1	25
2.	 Wake Forest	121	2	24	3	23			4	27	2	24	3	23
3.	 Florida	119	3	23	2	24			6	25	3	23	2	24
4.	 Vanderbilt	117	4	22	4	22			2	29	4	22	4	22
T5.	 Arkansas	108	5	21	5	21			7	24	5	21	5	21
T5.	 South Carolina	108	6	20	6	20			3	28	6	20	6	20
7.	 Virginia	100	7	19	8	18			5	26	7	19	8	18
8.	 Stanford	89	8	18	7	19			10	21	9	17	12	14
9.	 Kentucky	88	10	16	10	16			8	23	10	16	9	17
10.	 Boston College	80	9	17	9	17			19	12	11	15	7	19
11.	 Tennessee	77	11	15	12	14			17	14	8	18	10	16
12.	 Oklahoma State	69	16	10	11	15			12	19	13	13	14	12
13.	 Campbell	68	14	12	13	13			15	16	14	12	11	15
14.	 Louisville	62	18	8	17	9			9	22	12	14	17	9
15.	 North Carolina	61	13	13	16	10			14	17	15	11	16	10
16.	 East Carolina	55	12	14	15	11			22	9	16	10	15	11
17.	 Miami (Fla.)	41	20	6	14	12			18	13	20	6	22	4
18.	 Fla. Gulf Coast	39	15	11	21	5			25	6	17	9	18	8
T19.	 Texas	36	21	5	20	6			13	18	19	7	—	—
T19.	 Texas Tech	36	22	4	18	8			23	8	23	3	13	13
21.	 UConn	30	19	7	23	3			24	7	18	8	21	5
22.	 Coastal Carolina	28	17	9	22	4			27	4	21	5	20	6
T23.	 UCLA	14	23	3	—	—			—	—	22	4	19	7
T23.	 West Virginia	14	24	2	19	7			28	3	24	2	—	—
25.	 Oregon	12	25	1	—	—			20	11	—	—	—	—
Bold italics = Cornell opponent														

2023 BIG RED HOME RUNS

PLAYER	HR	vL	vR	ROAD /		RUNNERS ON				OUTS			TIED	GO	DIRECTION					TEAM	LAST HR			
				HOME	NEUTRAL	0	1	2	3	0	1	2			GAME	AHEAD	LF	LC	CF		RC	RF	W-L	DATE / OPP
Franco Alonso	—	—	—	—	—	—	—	—	—	—	—	—	—	—	—	—	—	—	—	—	—	—	—	17
Matt Barnhorst	2	—	2	—	2	1	—	—	1	—	1	1	—	1	—	2	—	—	—	—	1-1	3/24/23 at Yale	Shaw	8
Jakobi Davis	1	1	—	—	1	—	1	—	—	—	1	—	—	—	—	—	—	—	1	0-1	2/26/23 at JMU	Kinsler	38	
Elijah Diaz	—	—	—	—	—	—	—	—	—	—	—	—	—	—	—	—	—	—	—	—	—	—	15	
Wils Guy	1	—	1	—	1	1	—	—	—	—	1	—	1	—	—	1	—	—	—	0-1	3/18/22 (G2) at GMU	Gartland	27	
Joe Hollerbach	2	1	1	—	2	—	1	1	—	1	—	1	—	—	1	—	—	1	—	0-2	4/1/22 at Columbia	Leon	11	
William Jaun	—	—	—	—	—	—	—	—	—	—	—	—	—	—	—	—	—	—	—	—	—	—	—	
Max Jensen	1	—	1	—	1	—	1	—	—	—	1	—	—	1	—	—	—	—	1	1-0	4/2 (G2) at Columbia	Palfrey	2	
Sam Kaplan	1	—	1	—	1	1	—	—	—	—	—	1	—	—	—	—	—	1	—	0-1	4/1/22 at Columbia	Leon	11	
Braden Mack	—	—	—	—	—	—	—	—	—	—	—	—	—	—	—	—	—	—	—	—	—	—	27	
Kyle Musser	—	—	—	—	—	—	—	—	—	—	—	—	—	—	—	—	—	—	—	—	—	—	43	
Ryan Porter	1	1	—	—	1	—	1	—	—	—	—	1	—	—	—	1	—	—	—	0-1	4/1/22 at Columbia	Parkinson	5	
John Quinlan	1	—	1	—	1	—	—	1	—	—	1	—	—	—	—	—	—	—	1	0-1	3/4/23 vs. PFW	Fine	55	
Ryan Ross	2	2	—	—	2	1	—	1	—	1	1	—	—	—	—	—	—	—	2	1-1	4/2 (G2) at Columbia	Ogden	2	
Shane Russell	—	—	—	—	—	—	—	—	—	—	—	—	—	—	—	—	—	—	—	—	—	—	53	
TJ Swidorski	1	—	1	—	1	—	1	—	—	—	—	1	—	1	1	—	—	—	—	0-1	2/25/23 at JMU	Murphy	36	
Beck Urofsky	—	—	—	—	—	—	—	—	—	—	—	—	—	—	—	—	—	—	—	—	—	—	3	
Matthew Walters	—	—	—	—	—	—	—	—	—	—	—	—	—	—	—	—	—	—	—	—	—	—	—	
Nathan Waugh	3	1	2	—	3	1	1	1	—	1	1	1	—	1	—	1	—	1	—	2-1	4/2 (G2) at Columbia	Yoo	2	
Caden Wildman	—	—	—	—	—	—	—	—	—	—	—	—	—	—	—	—	—	—	—	—	—	—	13	

2-HR GAMES (0)		GRAND SLAMS (1)		LEADOFF HOME RUNS (0)		INSIDE-THE-PARK HR (0)	
PLAYER	DATE/OPP	PLAYER	DATE/OPP	PLAYER	DATE/OPP	PLAYER	DATE/OPP
—	—	Matt Barnhorst	3/24 at Yale	—	—	—	—
3-HR GAMES (0)		PINCH-HIT HR (0)		WALK-OFF HR (0)		BACK-TO-BACK HR (0)	
PLAYER	DATE/OPP	PLAYER	DATE/OPP	PLAYER	DATE/OPP	PLAYER	DATE/OPP
—	—	—	—	—	—	—	—

BIG RED MISCELLANEOUS BATTING

PLAYER	MULTI-HIT GAMES						MULTI-RBI GAMES						HIT STREAKS				HITS			
	2	3	4	5+	TOTAL	CAREER	2	3	4	5+	TOTAL	CAREER	5-9	10-14	15+	ACTIVE	2023 HIGH	CAREER HIGH	INFIELD	BUNT
Franco Alonso	—	—	—	—	—	0	—	—	—	—	—	0	—	—	—	0	—	—	—	—
Matt Barnhorst	1	1	—	—	2	8	—	—	1	—	1	4	—	—	—	0	3 (3/5 - 3/11)	5 games, 2022	1	—
Jakobi Davis	—	—	—	—	—	3	2	—	—	—	2	5	1	—	—	1	6 (3/12 - 3/26)	6 games, 2023	1	—
Elijah Diaz	—	—	—	—	—	0	—	—	—	—	—	0	—	—	—	0	1, twice (4/2)	1 game, 2023	1	—
Wils Guy	4	—	—	—	4	15	—	—	—	—	—	6	—	—	—	4	4 (3/26 - 4/2)	5, (4x), Last: 2022	1	—
Joe Hollerbach	3	1	—	—	4	18	—	2	—	—	2	7	—	—	—	4	4 (4/1 - 4/2)	8 games, 2022	1	—
William Jaun	—	—	—	—	—	—	—	—	—	—	—	—	—	—	—	—	—	—	—	—
Max Jensen	3	—	—	—	3	15	2	1	—	—	3	9	1	—	—	7	7 (3/19 - 4/2)	8 games, 2022	—	—
Sam Kaplan	5	—	—	—	5	12	—	1	—	—	1	9	1	—	—	4	6 (3/3 - 3/12)	6, (3x), Last: 2023	—	—
Braden Mack	—	—	—	—	—	1	—	—	—	—	—	0	—	—	—	—	—	—	—	—
Kyle Musser	—	—	—	—	—	0	2	—	—	—	2	2	—	—	—	0	4 (3/10 - 3/18)	4 games, 2023	—	—
Ryan Porter	2	—	—	—	2	8	1	—	—	—	1	7	—	—	—	1	3 (2/24 - 2/26)	4 games, 2022-23	3	—
John Quinlan	2	2	—	—	4	4	—	1	—	—	1	1	—	—	—	1	5 (3/19 - 4/1)	5 games, 2023	3	—
Ryan Ross	1	—	—	—	1	4	—	1	—	—	1	5	—	—	—	2	2 (4/2 - 4/2)	2, (5x), Last: 2022	—	—
Shane Russell	—	—	—	—	—	2	—	—	—	—	—	1	—	—	—	0	—	2 games, 2020	—	—
TJ Swidorski	2	—	—	—	2	2	1	—	—	—	1	1	—	—	—	0	3 (2/25 - 3/5)	3 games, 2023	—	—
Beck Urofsky	—	—	—	—	—	—	—	—	—	—	—	0	—	—	—	0	—	—	—	—
Matthew Walters	—	—	—	—	—	—	—	—	—	—	—	—	—	—	—	—	—	—	—	—
Nathan Waugh	1	—	1	—	2	10	1	—	1	—	2	6	—	—	—	3	3, twice (3/26 - 4/2)	4, (2x), Last: 2022-23	—	—
Caden Wildman	—	—	—	—	—	0	—	—	—	—	—	0	—	—	—	0	1 (3/10)	1 game, 2023	—	—

BIG RED W-L RECORD BY LINEUP CARD

PLAYER	BATTING ORDER (STARTS)									BY POSITION (STARTS)								
	1ST	2ND	3RD	4TH	5TH	6TH	7TH	8TH	9TH	C	1B	2B	3B	SS	LF	CF	RF	DH
Franco Alonso	—	—	—	—	—	—	—	—	—	—	—	—	—	—	—	—	—	—
Matt Barnhorst	—	—	—	—	—	0-1	2-8	0-4	—	—	—	2-13	—	—	—	—	—	—
Jakobi Davis	0-5	—	—	—	—	—	—	2-2	0-6	—	—	—	—	—	—	2-13	—	—
Elijah Diaz	—	—	—	—	—	—	—	—	1-0	—	—	—	—	—	1-0	—	—	—
Wils Guy	—	3-10	—	—	—	—	—	—	0-2	—	—	—	—	—	2-10	1-2	—	—
Joe Hollerbach	—	0-1	—	—	0-2	3-3	—	0-1	—	—	—	—	3-6	—	—	—	—	0-1
William Jaun	—	—	—	—	—	—	—	—	—	—	—	—	—	—	—	—	—	—
Max Jensen	—	—	3-14	—	0-1	—	—	—	—	—	2-11	1-1	0-3	—	—	—	—	—
Sam Kaplan	—	—	—	0-8	3-6	—	0-1	—	—	—	—	—	—	—	—	—	3-15	—
Braden Mack	—	—	—	—	—	—	—	—	—	—	—	—	—	—	—	—	—	—
Kyle Musser	—	0-1	—	—	0-2	0-3	—	—	0-1	—	—	—	—	—	0-2	—	—	0-5
Ryan Porter	—	0-3	—	—	—	—	0-2	1-5	1-2	—	—	—	—	2-12	—	—	—	—
John Quinlan	3-10	—	—	—	—	0-1	—	—	—	1-8	—	—	—	—	—	—	—	3-3
Ryan Ross	—	—	—	—	—	0-2	1-3	0-1	0-1	—	1-4	—	—	—	0-1	—	—	0-2
Shane Russell	—	—	—	—	—	—	—	—	—	—	—	—	—	—	—	—	—	—
TJ Swidorski	—	—	—	—	0-4	0-2	—	0-1	1-3	—	—	0-1	0-6	1-3	—	—	—	—
Beck Urofsky	—	—	—	—	—	—	—	0-1	—	—	—	—	—	—	—	—	—	0-1
Matthew Walters	—	—	—	—	—	—	—	—	—	—	—	—	—	—	—	—	—	—
Nathan Waugh	—	—	0-1	3-7	—	0-1	—	—	—	2-7	—	—	—	—	—	—	—	0-3
Caden Wildman	—	—	—	—	—	0-1	0-1	—	—	—	—	—	—	—	0-2	—	—	—

BIG RED STARTING PITCHER RUN SUPPORT

PLAYER	RUN		RUN SUPPORT		TOTAL RUNS		TEAM	QUALITY
	GS	SUPPORT	PER 9 IP	IN STARTS	PER START	W-L		
Von Baker	6	13	6.38	31	5.17	1-5	0	
Ethan Hamill	6	14	4.85	25	4.17	1-5	1	
Noah Keller	6	21	8.10	28	4.67	1-5	1	
TOTALS	18	38	5.05	84	4.67	3-15	2	

RUNS BY INNING

	1	2	3	4	5	6	7	8	9	10	11	12	13	14	15	TOTAL
BIG RED	17	12	5	17	7	5	4	8	9	—	—	—	—	—	—	84
OPPONENTS	25	24	18	15	29	5	17	26	6	—	—	—	—	—	—	165

VICTORY MARGIN

	1	2	3	4	5	6	7	8	9	10	11	12	13	14	15
BIG RED	—	2	—	—	1	—	—	—	—	—	—	—	—	—	—
OPPONENTS	1	1	2	—	4	2	2	—	—	1	1	—	—	1	—

BIG RED MULTI-RUN INNINGS

	TIMES	LAST TIME
2 Runs	12	4/2 (G2) at Columbia (8th inning, 3 hits)
3 Runs	4	4/2 (G2) at Columbia (3rd inning, 4 hits)
4 Runs	4	3/26 (G2) at Yale (2nd inning, 3 hits)
5 Runs	2	4/2 (G2) at Columbia (4th inning, 3 hits)
6 Runs	0	—
7 Runs	0	—
8 Runs	0	—
9 Runs	0	—
10 Runs	0	—

BIG RED GAME DELAYS

DATE	OPPONENT	DELAY	REASON
2/26	at James Madison	15 minutes, prior to first pitch	inclement weather
4/1	at Columbia	1 hour, prior to first pitch	inclement weather

BIG RED 2023 PITCHING SPLITS

	W	L	SV	G	IP	H	R	ER	HR	BB	SO	ERA	AVG
Total	3	15	2	18	147.2	177	165	135	23	114	114	8.23	.302
Home	—	—	—	—	—	—	—	—	—	—	—	—	—
Away	3	13	2	16	131.2	161	154	126	19	104	104	8.61	.306
Neutral	0	2	0	2	16.0	16	11	9	4	10	10	5.06	.267
Day	3	15	2	18	147.2	177	165	135	23	114	114	8.23	.302
Night	—	—	—	—	—	—	—	—	—	—	—	—	—
Starter	1	10	0	18	67.2	86	75	68	12	50	53	9.04	.319
Reliever	2	5	2	18	80.0	91	90	67	11	64	61	7.54	.288
February	0	3	0	3	24.2	27	27	23	3	26	17	8.39	.287
March	2	10	2	12	98.0	116	103	86	11	64	79	7.90	.304
April	1	2	0	3	25.0	34	35	26	9	24	18	9.36	.309
May	—	—	—	—	—	—	—	—	—	—	—	—	—

BIG RED 2023 BATTING SPLITS

	AB	R	H	2B	3B	HR	RBI	BB	SO	AVG	OBP	SLG
Total	597	84	140	33	3	16	79	75	193	.235	.330	.380
Home	—	—	—	—	—	—	—	—	—	—	—	—
Away	539	79	132	30	3	15	74	65	168	.245	.337	.395
Neutral	58	5	8	3	—	1	5	10	25	.138	.265	.241
Day	597	84	140	33	3	16	79	75	193	.235	.330	.380
Night	—	—	—	—	—	—	—	—	—	—	—	—
February	99	12	21	3	0	5	12	14	29	.212	.325	.394
March	385	51	81	19	2	5	47	53	137	.210	.316	.309
April	113	21	38	11	1	6	20	8	27	.336	.387	.611
May	—	—	—	—	—	—	—	—	—	—	—	—

BIG RED LINEUP PRODUCTION

	AB	R	H	2B	3B	HR	RBI	BB	SO	AVG	OBP	SLG
1st	72	13	17	7	1	1	9	10	19	.236	.333	.403
2nd	79	8	15	3	0	1	5	3	23	.190	.229	.266
3rd	65	10	16	5	0	1	9	15	15	.246	.402	.369
4th	68	11	19	3	0	4	10	9	26	.279	.380	.500
5th	67	7	16	5	0	1	8	9	20	.239	.325	.358
6th	69	12	16	2	1	4	15	6	26	.232	.303	.464
7th	65	10	14	4	1	2	10	4	25	.215	.264	.400
8th	55	7	14	1	0	1	8	10	21	.255	.408	.327
9th	57	6	13	3	0	1	5	9	18	.228	.328	.333

THE TED THOREN HEAD COACH OF CORNELL BASEBALL



DAN PEPICELLI

8TH SEASON AT CORNELL

#24

Years in Role: 8th Season as Head Coach
College: SUNY Cortland '90
Coaching Location: Dugout

CORNELL • 2016 - PRESENT

- ▶ Entering his eighth season at the helm of the Cornell baseball program, Pepicelli is just the fourth Cornell head coach over the last 60 years, joining **TED THOREN** (1962-90), **TOM FORD** (1991-08), and **BILL WALKENBACH** (2009-15).
- ▶ His 78 career victories with the Big Red is already the fifth-most in program history. With 10 more victories this season, Pepicelli would be in sole possession of the fourth-most wins on East Hill.
- ▶ Under his tutelage, Cornell has produced 19 All-Ivy League selections — including five First Team and six Second Team selections — and four selections in the Major League Baseball Amateur Draft.
- ▶ In Pepicelli's second season with the program in 2017, he helped guide the Big Red to its first winning season in four years, posting a 21-17 overall record. The Big Red finished 9-11 in Ivy League play.
- ▶ Cornell has won at least 14 games in all but one season, excluding the shortened 2020 season.

CLEMSON • 2010-15

- ▶ Following a successful nine-year tenure at St. John Fisher in suburban Rochester, N.Y., Pepicelli headed to Clemson, S.C., to join the Tigers staff.
- ▶ He was an assistant coach for one year, an assistant head coach for two years, and an associate head coach for three years. All six years on staff Pepicelli aided Clemson to an appearance in the NCAA Tournament.
- ▶ The Tigers had a 231-149 (.608) record in his time with the program. Pepicelli became the first pitching coach to lead a staff to the College World Series in his first season with the team.
- ▶ For four consecutive seasons from 2011-14, Pepicelli guided the Tigers to have a team ERA below 4.00. He recruited and developed **MATT CROWNOVER**, who earned freshman All-America accolades in 2013 and was named the ACC's Pitcher of the Year in 2015.
- ▶ Played instrumental in assembling *Baseball America's* ninth-ranked recruiting class in 2015.
- ▶ Ten Clemson pitchers were selected in the Major League Baseball's Amateur Draft during tenure.

ST. JOHN FISHER • 2001-09

- ▶ Spent nine seasons as the head coach and assistant athletic director at St. John Fisher from 2001-09. During his time with the Cardinals, he was a two-time Empire 8 Coach of the Year (2001 and 2007), with the latter coming during the Cardinals' first-ever run to the Division III College World Series.
- ▶ In final seven seasons with St. John Fisher, the Cardinals posted winning seasons leading to Pepicelli being the program's all-time winningest head coach at the time of his departure.
- ▶ Team garnered national recognition for sportsmanship in 2008 following the ECAC Championship, in which a line-drive foul ball struck the opposing team's third-base coach in the head. Despite St. John Fisher trailing in the ninth inning, Pepicelli and his team conceded the game, ending any hope of reaching the NCAA Tournament. The Committee on Sportsmanship and Ethical Conduct presented Pepicelli's team with the NCAA's All-Divisions Sportsmanship Award for its decision.
- ▶ In addition to serving as the team's head coach, Pepicelli was the head strength and conditioning coach, where he served on the NCAA Competitive Safeguards Committee. He is a certified Strength & Conditioning Specialist and is a member of the National Strength and Conditioning Association.

HARTWICK • 1996-00

- ▶ Opened collegiate coaching career at Hartwick, where he was an assistant coach for three years before being promoted to head coach for two seasons.

PERSONAL

- ▶ A native of Schenectady, N.Y., Pepicelli graduated from Cicero-North Syracuse HS, and played at three colleges in the Central New York region.
- ▶ Named an all-region selection in two seasons with Mohawk Valley Community College, Pepicelli then earned his bachelor of sciences degree in Economics and Management from SUNY Cortland after playing one year with the Red Dragons. He was also an all-conference selection in his one year at Oneonta State.
- ▶ Pepicelli is married to the former Robyn Molloy, who played for and served as an assistant coach with Syracuse's women's soccer team. She also earned national titles as a player and coach at Monroe Community College. The couple has a daughter, Mia, and a son, Owen.

PEPICELLI'S YEAR-BY-YEAR HEAD COACHING RECORD

YEAR	SCHOOL	OVERALL	NOTE
1999	Hartwick	9-22 (.290)	
2000	Hartwick	12-18 (.400)	
2001	St. John Fisher	19-14 (.576)	Set then-wins record in at SJFU
2002	St. John Fisher	15-19 (.441)	
2003	St. John Fisher	16-16 (.500)	
2004	St. John Fisher	27-14 (.659)	SJFU's first 20-win season
2005	St. John Fisher	22-15 (.595)	
2006	St. John Fisher	26-15 (.634)	Third straight 20-win season
2007	St. John Fisher	28-13 (.683)	NCAA Tournament appearance
2008	St. John Fisher	25-14-2 (.634)	NCAA Sportsmanship Award
2009	St. John Fisher	22-17 (.564)	
2016	Cornell	14-24 (.368)	
2017	Cornell	21-17 (.553)	CU's first 20-win year since '13
2018	Cornell	14-22-1 (.392)	
2019	Cornell	14-24 (.368)	
2020	Cornell	1-8 (.111)	Season cut short (pandemic)
2021	Cornell	— NO SEASON (COVID-19 PANDEMIC) —	
2022	Cornell	11-25 (.306)	Two All-Ivy selections
2023	Cornell	3-15 (.167)	
Hartwick (2 seasons)		21-40 (.344)	
St. John Fisher (9 seasons)		200-137-2 (.593)	
Cornell (8 seasons)		78-135-1 (.367)	
Career (20 seasons)		299-312-3 (.489)	

2023 CORNELL BASEBALL COACHING STAFF



TOM FORD

33RD SEASON AT CORNELL

#14

Years in Role: 15th season as Associate HC
College: Ithaca '79
Coaching Location: Dugout

- ▶ Ford enters his 33rd overall season with the Big Red and his 15th in his current role as an associate head coach.
- ▶ His time on East Hill began in 1991 when he took over for the legendary **TED THOREN** as head coach. He was head coach of the Big Red from 1991 until 2008, amassing a record of 264-440-2 during his tenure.



JOHN TOPPA

2ND SEASON AT CORNELL

#27

Years in Role: 1st season as Assistant Coach
College: UConn '19
Coaching Location: Third Base Coaching Box

- ▶ Toppa, a former standout at UConn, enters his second season on the Cornell baseball coaching staff. This season will be his first as an assistant coach, after serving as a volunteer assistant in 2021.
- ▶ Helped guide **MAX JENSEN** and **SAM KAPLAN** each earn All-Ivy Second Team honors in 2022, following a nearly two-year hiatus from competition due to the COVID-19 pandemic.



JUSTIN DEVOID

1ST SEASON AT CORNELL

#44

Years in Role: 1st season as Volunteer Assistant
College: Colby-Sawyer '17
Coaching Location: First Base Coaching Box

- ▶ Devoid enters his first season with the Cornell baseball coaching staff after serving as an assistant coach at St. Lawrence, a northern New York-based Division III school, for the past two seasons.
- ▶ In final year with the Saints, aided program to a 19-16 overall mark which served as its first winning season since 2014.

THE LAST TIME...

A CORNELL TEAM SCORED...

10+ Runs in a Game	13, at Columbia (4/2/23 - G2 - W, 13-8)
15+ Runs in a Game	15, vs. Princeton (4/20/19 - G2 - W, 15-9)
20+ Runs in a Game	27, at Towson (4/5/17 - W, 27-14)
25+ Runs in a Game	27, at Towson (4/5/17 - W, 27-14)
5+ Runs in an Inning	5, at Columbia (4/2/23 - G2 - T4 - W, 13-8)
6+ Runs in an Inning	8, vs. Yale (4/2/22 - G2 - B7 - W, 12-9)
7+ Runs in an Inning	8, vs. Yale (4/2/22 - G2 - B7 - W, 12-9)
8+ Runs in an Inning	8, vs. Yale (4/2/22 - G2 - B7 - W, 12-9)
9+ Runs in an Inning	12, at Harvard (4/10/11 - G2 - T2 - W, 18-5)
10+ Runs in an Inning	12, at Harvard (4/10/11 - G2 - T2 - W, 18-5)
10+ Runs in Consecutive Games	10, vs. Binghamton (4/20/22 - W, 10-9 - 10 inn.) 12, vs. Dartmouth (4/23/22 - G1 - W, 12-7)
10+ Runs in 3+ Straight Games	15, at James Madison (3/15/14 - G1 - L, 15-16) 17, at James Madison (3/15/14 - G2 - W, 17-8) 14, at James Madison (3/16/14 - W, 14-8 - 10 inn.)
10+ Runs in 4+ Straight Games	16, at Virginia (4/7/1902 - W, 16-10) 10, at Navy (4/9/1902 - W, 10-6) 11, vs. Rochester (4/12/1902 - W, 11-1) 12, vs. Niagara (4/19/1902 - W, 12-4) 10, vs. Columbia (4/26/1902 - W, 10-7)

A CORNELL TEAM RECORDED...

15+ Hits in a Game	18, at Columbia (4/2/23 - G2 - W, 13-8)
20+ Hits in a Game	28, at Towson (4/5/17 - W, 27-14)
25+ Hits in a Game	28, at Towson (4/5/17 - W, 27-14)
5+ Doubles in a Game	6, at Columbia (4/2/23 - G2 - W, 13-8)
6+ Doubles in a Game	6, at Columbia (4/2/23 - G2 - W, 13-8)
7+ Doubles in a Game	7, at George Mason (3/12/17 - W, 9-3)
8+ Doubles in a Game	9, at James Madison (3/15/14 - G1 - L, 15-16)
9+ Doubles in a Game	9, at James Madison (3/15/14 - G1 - L, 15-16)
2+ Triples in a Game	3, vs. Dartmouth (4/23/22 - G1 - W, 12-7)
3+ Triples in a Game	3, vs. Dartmouth (4/23/22 - G1 - W, 12-7)
4+ Triples in a Game	4, at Bucknell (3/4/00 - G2 - W, 8-6)
3+ Home Runs in a Game	3, at Columbia (4/2/23 - G2 - W, 13-8)
4+ Home Runs in a Game	4, vs. Dartmouth (4/23/22 - G1 - W, 12-7)
5+ Home Runs in a Game	5, at James Madison (3/15/14 - G1 - L, 15-16)
Leadoff Home Run	Adam Saks, at Harvard (4/13/19 - G2 - L, 1-7)
Back-to-Back Home Runs	Ryan Porter (2-run) & Matt Barnhorst (solo), vs. Harvard (3/25/22 - G2 - L, 5-11)
Back-to-Back-to-Back Home Runs	Chris Cruz (3-run), Spencer Scorza (solo), & Ryan Karl (solo), at James Madison (3/15/14 - G2 - W, 17-8)
Drew 10+ Walks in a Game	12, vs. Binghamton (4/20/22 - W, 10-9 - 10 inn.)
Drew 15+ Walks in a Game	16, at Bucknell (5/1/96 - G1 - W, 18-3)
Hit by 4+ Pitches in a Game	4, vs. Harvard (3/26/22 - L, 11-12)
Hit by 5+ Pitches in a Game	5, at Yale (4/5/14 - G2 - W, 6-4)
Hit by 6+ Pitches in a Game	7, at Penn (4/15/06 - G2 - W, 23-10)
Hit by 7+ Pitches in a Game	7, at Penn (4/15/06 - G2 - W, 23-10)
5+ Stolen Bases in a Game	5, vs. Dartmouth (4/24/22 - L, 8-10)
6+ Stolen Bases in a Game	7, at Coppin State (3/5/22 - G2 - W, 14-5)
7+ Stolen Bases in a Game	7, at Coppin State (3/5/22 - G2 - W, 14-5)
8+ Stolen Bases in a Game	9, at George Washington (3/9/14 - G2 - W, 8-1)
9+ Stolen Bases in a Game	9, at George Washington (3/9/14 - G2 - W, 8-1)
10+ Stolen Bases in a Game	10, vs. Sampson Air Force Base (1952)

A CORNELL PITCHING STAFF...

Threw a No-Hitter	Connor Kaufmann, vs. Dartmouth (4/1/12 — W, 2-0)
Threw a Combined No-Hitter	Kerry Brooks (3 inn.), Rob Wilson (3 inn.), Doug Petillo (1 inn.), vs. Rochester (4/5/89 - G1 - W, 2-1)
Threw a Perfect Game	Gary Gronowski, vs. Oneonta (5/11/76 — W, 1-0)
Shutout an Opponent	at Brown (5/7/22 - G2 - W, 3-0)
Shutout an Ivy League Opponent	at Brown (5/7/22 - G2 - W, 3-0)
Posted Consecutive Shutouts	vs. Oneonta (5/2/86 - G1 - W, 4-0) vs. Oneonta (5/2/86 - G2 - W, 5-0)
Struck out 10+ Batters	11, at VCU (3/12/23 - L, 3-9)
Struck out 11+ Batters	11, at VCU (3/12/23 - L, 3-9)
Struck out 12+ Batters	14, vs. Niagara (2/29/20 - G2 - L, 6-8)
Struck out 13+ Batters	14, vs. Niagara (2/29/20 - G2 - L, 6-8)
Struck out 14+ Batters	14, vs. Niagara (2/29/20 - G2 - L, 6-8)
Struck out 15+ Batters	15, vs. Canisius (4/4/18 - W, 6-5)
Struck out 16+ Batters	18, at Princeton (4/29/09 - W, 9-0)
Struck out 17+ Batters	18, at Princeton (4/29/09 - W, 9-0)
Struck out 18+ Batters	18, at Princeton (4/29/09 - W, 9-0)

A CORNELL TEAM ALLOWED...

10+ Runs in a Game	15, at Columbia (4/2/23 - G1 - L, 1-15)
15+ Runs in a Game	15, at Columbia (4/2/23 - G1 - L, 1-15)
20+ Runs in a Game	21, at Coppin State (3/6/22 - L, 2-21)
25+ Runs in a Game	31, at UC Santa Barbara (3/25/04 - L, 3-31)
5+ Runs in an Inning	6, at Columbia (4/2/23 - B8 - L, 1-15)
6+ Runs in an Inning	6, at Columbia (4/2/23 - B8 - L, 1-15)
7+ Runs in an Inning	8, at Yale (3/26/23 - B1 - L, 2-12)
8+ Runs in an Inning	8, at Yale (3/26/23 - B1 - L, 2-12)
9+ Runs in an Inning	11, at George Mason (3/19/23 - B5 - L, 4-15)
10+ Runs in an Inning	11, at George Mason (3/19/23 - B5 - L, 4-15)

A CORNELL TEAM DEFENSIVELY...

Committed 5+ Errors in a Game	6, vs. Binghamton (4/20/22 - W, 10-9 - 10 inn.)
Committed 6+ Errors in a Game	6, vs. Binghamton (4/20/22 - W, 10-9 - 10 inn.)
Committed 7+ Errors in a Game	7, at Le Moyne (4/15/97 - L, 8-14)
Committed 8+ Errors in a Game	8, at Pacific (3/20/96 - L, 7-18)
Committed 9+ Errors in a Game	10, vs. Le Moyne (4/8/92 - G1 - L, 3-19)
Committed 10+ Errors in a Game	10, vs. Le Moyne (4/8/92 - G1 - L, 3-19)
Turned 3+ Double Plays in a Game	3, at #5 Wake Forest (3/5/22 - L, 3-10)
Turned 4+ Double Plays in a Game	4, vs. Penn (4/24/11 - G2 - L, 2-10)
No Errors in 3+ Straight Games	4 games (5/3/22 - 5/8/22)
No Errors in 4+ Straight Games	4 games (5/3/22 - 5/8/22)

A CORNELL TEAM...

Played an Extra-Inning Game	vs. Binghamton (4/20/22 - W, 10-9 - 10 inn.)
Played a Top-25 Team	at #5 Wake Forest (3/5/23 - L, 3-10)
Swept a Doubleheader	vs. Yale (4/2/22 - W, 2-1; W, 12-9)
Swept a 3-Game Series	at Villanova (3/22/13 - 3/24/13)
Swept a 3-Game Ivy League Series	Not on record
Swept a 4-Game Series	at Maryland Eastern Shore (3/2/12 - 3/4/12)
Swept a 4-Game Ivy League Series	vs. Penn (4/23/05 - 4/24/05)
Swept in Doubleheader	at George Mason (3/18/22 - L, 5-10; L, 3-4)
Swept in 3-Game Series	at George Mason (3/18/23 - 3/19/23)
Swept in 3-Game Ivy League Series	vs. Columbia (4/30/22 - 5/1/22)
Swept in 4-Game Series	at Columbia (4/18/15 - 4/19/15)
Swept in 4-Game Ivy League Series	at Columbia (4/18/15 - 4/19/15)

Bold denotes occurred during 2023 season

THE LAST TIME...

A CORNELL INDIVIDUAL...

Scored 4+ Runs in a Game	4, Sam Kaplan, vs. Dartmouth (4/23/22 - G1 - W, 12-7)
Scored 5+ Runs in a Game	5, Will Simoneit, at Towson (4/5/17 - W, 24-17)
Recorded 4+ Hits in a Game	4, Nathan Vaughn, at Columbia (4/2/23 - G2 - W, 13-8)
Recorded 5+ Hits in a Game	5, Will Simoneit, at Army (4/3/19 - W, 4-1)
Recorded 6+ Hits in a Game	6, Trey Baur, at Towson (4/5/17 - W, 24-17)
Recorded 2+ Doubles in a Game	2, Nathan Vaughn, at Columbia (4/2/23 - G2 - W, 13-8)
Recorded 3+ Doubles in a Game	3, Max Jensen, vs. Yale (4/2/22 - G2 - W, 12-9)
Recorded 2+ Triples in a Game	2, Sam Kaplan, vs. Dartmouth (4/23/22 - G1 - W, 12-7)
Recorded 3+ Triples in a Game	3, Steve Caputi, vs. Cortland (4/30/79 - W, 15-11)
Had a Multi-Home Run Game	2, Will Simoneit, vs. Penn (4/28/19 - W, 8-7)
Had a 3-Home Run Game	3, Dale Wickham, vs. Princeton (4/30/16 - W, 4-3)
Hit a Grand Slam	Matt Barnhorst, at Yale (3/24/22 - W, 5-3)
Recorded 5+ RBI in a Game	5, Will Simoneit, vs. Penn (4/28/19 - W, 8-7)
Recorded 6+ RBI in a Game	6, Ellis Bitar, vs. Penn (4/21/18 - G1 - W, 10-9)
Recorded 7+ RBI in a Game	7, Adam Jacobs, at UNC Greensboro (3/20/07 - L, 12-13 - 10 inn.)
Recorded 8+ RBI in a Game	8, Ira Degenhardt, vs. Seton Hall (6/9/27 - W, 11-5)
Drew 3+ Walks in a Game	3, Ryan Ross, vs. Binghamton (4/20/22 - W, 10-9 - 10 inn.)
Drew 4+ Walks in a Game	4, Justin Taylor, at Baylor (2/23/19 - L, 3-10)
Drew 5+ Walks in a Game	5, Steve Caputi, at Hawai'i-Hilo (3/21/79 - W, 9-8)
Stole 2+ Bases in a Game	3, Jakobi Davis, at Yale (3/24/23 - W, 5-3)
Stole 3+ Bases in a Game	3, Jakobi Davis, at Yale (3/24/23 - W, 5-3)
Stole 4+ Bases in a Game	6, Tom D'Alessandro, at George Washington (3/9/14 - G2 - W, 8-1)
Stole 5+ Bases in a Game	6, Tom D'Alessandro, at George Washington (3/9/14 - G2 - W, 8-1)
Stole 6+ Bases in a Game	6, Tom D'Alessandro, at George Washington (3/9/14 - G2 - W, 8-1)
Hit by 2+ Pitches in a Game	2, Jason Apostle, vs. Columbia (4/30/22 - G2 - L, 2-5)
Hit by 3+ Pitches in a Game	3, Mickey Brodsky, vs. Harvard (4/8/08)
Recorded Walk-Off Win	Max Jensen (hit by pitch), vs. Binghamton (4/20/22 - W, 10-9 - 10 inn.)
Recorded Walk-Off Win on Batted Ball	Matt Barnhorst (sacrifice fly), vs. Yale (4/2/22 - G1 - W, 2-1)
Recorded Walk-Off Home Run	Will Simoneit (3-run), vs. Penn (4/28/19 - W, 8-7)
Recorded a 10-Game Hit Streak	11 games, Will Simoneit (2019)
Recorded a 15-Game Hit Streak	16 games, Brian Billigen (2012)
Recorded a 15-Game On-Base Streak	26 games, Adam Saks (2019)
Recorded a 20-Game On-Base Streak	26 games, Adam Saks (2019)
Recorded a 30-Game On-Base Streak	40 games, Nathan Ford (2009)
Recorded a 30-Game On-Base Streak	40 games, Nathan Ford (2009)

A CORNELL PITCHER...

Threw a 7-Inning No-Hitter	Connor Kaufmann, vs. Dartmouth (4/1/12 - W, 2-0)
Threw a 9-Inning No-Hitter	Larry Rafalski, vs. Hartwick (4/25/68 - W, 7-0)
Threw a Perfect Game	Gary Gronowski, vs. Oneonta (5/11/76 - W, 1-0) - 7-inning game
Threw a 7-Inning Complete Game	Tim Willittes, vs. Penn (4/22/17 - G1 - L, 0-5)
Threw a 7-Inning Complete Game Shutout	Brian McAfee, vs. Princeton (4/26/15 - G1 - W, 10-0)
Threw a 9-Inning Complete Game	Luke Yacinich, at Brown (5/7/22 - G1 - W, 3-0) - 111 pitches
Threw a 9-Inning Complete Game Shutout	Luke Yacinich, at Brown (5/7/22 - G1 - W, 3-0) - 111 pitches
Pitched 3+ Scoreless Innings of Relief	Spencer Edwards (3.0 IP), at Yale (3/24/22 - W, 5-3)
Pitched 3+ Hitless Innings of Relief	Spencer Edwards (3.0 IP), at VCU (3/11/22 - L, 5-10) - 48 pitches
Pitched 4+ Scoreless Innings of Relief	Kevin Cushing (4.1 IP), vs. Harvard (3/25/22 - G1 - L, 5-7) - 68 pitches
Struck out 10+ Batters	10, Justin Lewis, at Navy (3/4/17 - G2 - L, 7-8)
Struck out 11+ Batters	13, Tim Willittes, at Bucknell (3/19/16 - G2 - W, 5-2)
Struck out 12+ Batters	13, Tim Willittes, at Bucknell (3/19/16 - G2 - W, 5-2)
Struck out 13+ Batters	13, Tim Willittes, at Bucknell (3/19/16 - G2 - W, 5-2)
Struck out 14+ Batters	15, Chris Schutt, at Columbia (4/19/03)
Struck out 15+ Batters	15, Chris Schutt, at Columbia (4/19/03)

Bold denotes occurred during 2023 season

BIG RED TRENDS

CATEGORY	2023	UNDER PEPICELLI
Overall	3-15	78-135-1
Ivy League Opponents	3-3	41-68
Non-Conference Opponents	0-12	37-67-1
vs. Power 5 Opponent	0-1	2-21
vs. Non-Power 5 Opponent	0-11	35-46-1
Home	0-0	26-36-1
Away	3-13	48-93
Neutral	0-2	4-6
Day Games (before 5 p.m.)	3-15	75-129-1
Night Games (5 p.m. or later)	0-0	3-6
February	0-3	0-17
March	2-10	30-51
April	1-2	40-58-1
May	0-0	8-9
Scoring 0-2 Runs	0-4	7-62
Scoring 3-5 Runs	1-9	22-50-1
Scoring 6-9 Runs	0-2	26-22
Scoring 10-Plus Runs	1-0	22-1
Allowing 0-2 Runs	0-0	29-7
Allowing 3-5 Runs	2-2	30-28-1
Allowing 6-9 Runs	1-4	17-55
Allowing 10-Plus Runs	0-9	2-45
Leading after Six Innings	3-1	57-10
Trailing after Six Innings	0-12	17-115
Tied after Six Innings	0-2	4-10-1
Leading after Seven Innings	3-1	50-6
Trailing after Seven Innings	0-13	11-104
Tied after Seven Innings	0-1	6-7-1
Leading after Eight Innings	3-1	53-3
Trailing after Eight Innings	0-14	5-108
Tied after Eight Innings	0-0	7-6-1
Big Red with No Home Runs	0-8	36-89
Big Red Hit a Home Run	3-7	41-47-1
Hits One Home Run	2-5	28-38-1
Hits Multiple Home Runs	1-2	14-10
Big Red Are Errorless	1-2	27-32
Big Red Has an Error	2-13	49-98-1
Commits One Error	0-5	27-36-1
Commits Multiple Errors	2-8	24-67
Out-hit Opponent	3-0	61-15
Out-hit by Opponent	0-15	13-112-1
Hits are Equal	0-0	4-8
Big Red Scores First	2-8	50-46-1
Opponent Scores First	1-7	28-89
Extra-Inning Games	0-0	6-9-1
One-Run Games	0-1	21-26
Two-Run Games	2-1	15-21
Five-Plus-Run Games	1-11	18-66
Shutouts	0-0	6-15

Overall

3-15

Home

0-0

Away

3-13

Neutral

0-2

Ivy League

3-3

2023 CORNELL BATTING STATISTICS (OVERALL)

PLAYER	AVG	GP	GS	AB	R	H	2B	3B	HR	RBI	TB	SLG%	BB	HBP	SO	GDP	OB%	SF	SH	SB	ATT
1 John Quinlan	.288	16	14	59	12	17	5	1	1	9	27	.458	6	2	12	1	.357	3	0	2	4
15 Sam Kaplan	.286	18	18	70	7	20	5	0	1	6	28	.400	8	0	24	1	.359	0	0	1	2
40 Nathan Waugh	.256	12	12	43	8	11	3	0	3	8	23	.535	5	2	18	0	.360	0	0	0	0
7 Max Jensen	.246	18	18	65	9	16	5	0	1	10	24	.369	13	2	12	0	.383	1	0	2	2
11 Wils Guy	.246	16	15	57	7	14	3	0	1	4	20	.351	4	0	11	0	.295	0	4	3	4
12 Ryan Porter	.217	14	14	46	4	10	2	0	1	4	15	.326	5	2	18	0	.315	1	0	2	2
22 Jakobi Davis	.204	17	15	49	4	10	2	0	1	7	15	.306	11	2	17	2	.371	0	1	7	10
2 Matt Barnhorst	.204	16	15	49	9	10	2	0	2	9	18	.367	4	2	17	2	.281	2	1	5	6
30 Joe Hollerbach	.306	10	10	36	7	11	2	1	2	7	21	.583	2	1	13	0	.359	0	0	0	1
21 Elijah Diaz	.222	8	1	9	2	2	0	0	0	0	2	.222	2	0	4	1	.364	0	0	1	1
18 TJ Swidorski	.216	11	11	37	6	8	2	0	1	5	13	.351	5	0	14	0	.302	1	1	1	2
6 Kyle Musser	.192	8	7	26	3	5	1	0	0	4	6	.231	2	0	8	1	.250	0	0	1	2
3 Ryan Ross	.167	13	9	30	5	5	0	1	2	5	13	.433	7	0	12	1	.324	0	0	0	0
4 Caden Wildman	.077	7	2	13	1	1	1	0	0	1	2	.154	0	0	9	1	.077	0	0	0	0
13 Shane Russell	.000	3	0	5	0	0	0	0	0	0	0	.000	0	0	4	0	.000	0	0	0	0
25 Beck Urofsky	.000	2	1	3	0	0	0	0	0	0	0	.000	1	1	0	0	.400	0	0	0	0
TOTALS	.235	18	18	597	84	140	33	3	16	79	227	.380	75	14	193	10	.330	8	7	25	36
OPPONENTS	.302	18	18	586	165	177	26	1	23	143	274	.468	114	36	114	8	.440	8	7	46	58

2023 CORNELL PITCHING STATISTICS (OVERALL)

PLAYER	ERA	W	L	APP	GS	CG	SHO	CBO	SV	IP	H	R	ER	BB	SO	2B	3B	HR	AB	BAA	WP	HBP	BK	SFA	SHA
32 Carson Mayfield	5.25	1	0	8	0	0	0	0	1	24.0	26	21	14	5	20	4	0	4	96	.271	2	3	0	1	1
28 Spencer Edwards	7.08	1	2	11	0	0	0	0	0	20.1	15	18	16	18	16	2	0	1	73	.205	2	4	0	2	0
19 Noah Keller	7.23	1	3	7	6	0	0	0	0	23.2	24	22	19	19	26	3	0	3	94	.255	3	5	0	1	0
20 Ethan Hamill	8.65	0	4	6	6	0	0	0	0	26.0	40	26	25	12	12	3	1	8	106	.377	1	6	0	2	2
34 Von Baker	11.78	0	3	6	6	0	0	0	0	18.1	22	27	24	20	15	3	0	1	70	.314	9	9	0	0	1
45 August Biben	0.00	0	0	5	0	0	0	0	0	5.0	8	6	0	3	2	2	0	1	22	.364	1	1	2	0	0
5 Chris Ellison	2.70	0	0	3	0	0	0	0	0	3.1	2	2	1	3	1	0	0	0	12	.167	0	0	0	0	0
17 William Stephens	4.50	0	0	4	0	0	0	0	0	4.0	5	3	2	5	3	1	0	1	16	.313	0	1	0	0	0
12 Ryan Porter	5.06	0	0	6	0	0	0	0	1	5.1	4	4	3	4	2	1	0	0	16	.250	1	1	0	1	1
16 Will Long	13.50	0	0	2	0	0	0	0	0	1.1	1	2	2	3	1	1	0	0	4	.250	2	0	0	0	1
25 Beck Urofsky	14.18	0	3	10	0	0	0	0	0	13.1	27	26	21	15	12	5	0	3	64	.422	4	4	0	1	1
31 John Gerfen	16.20	0	0	2	0	0	0	0	0	1.2	1	3	3	2	2	0	0	1	7	.143	2	0	0	0	0
42 Josh Shea	18.00	0	0	3	0	0	0	0	0	1.0	2	2	2	2	1	1	0	0	5	.400	0	1	0	0	0
9 Story Kimura	81.00	0	0	2	0	0	0	0	0	0.1	0	3	3	3	1	0	0	0	1	.000	1	1	0	0	0
TOTALS	8.23	3	15	18	18	0	0	0	2	147.2	177	165	135	114	114	26	1	23	586	.302	28	36	2	8	7
OPPONENTS	4.11	15	3	18	18	0	0	0	3	162.0	140	84	74	75	193	33	3	16	597	.235	16	14	0	8	7

Overall

3-15

Home

0-0

Away

3-13

Neutral

0-2

Ivy League

3-3

2023 CORNELL BATTING STATISTICS (IVY LEAGUE GAMES)

PLAYER	AVG	GP	GS	AB	R	H	2B	3B	HR	RBI	TB	SLG%	BB	HBP	SO	GDP	OB%	SF	SH	SB	ATT
30 Joe Hollerbach	.400	6	6	25	4	10	2	1	1	4	17	.680	1	0	7	0	.423	0	0	0	1
40 Nathan Waugh	.350	5	5	20	5	7	3	0	2	6	16	.800	0	2	6	0	.409	0	0	0	0
15 Sam Kaplan	.348	6	6	23	4	8	2	0	1	4	13	.565	4	0	6	0	.444	0	0	0	1
12 Ryan Porter	.313	5	5	16	2	5	0	0	1	3	8	.500	2	1	6	0	.400	1	0	0	0
7 Max Jensen	.304	6	6	23	4	7	3	0	1	4	13	.565	4	1	4	0	.429	0	0	0	0
1 John Quinlan	.296	6	6	27	4	8	4	0	0	2	12	.444	1	1	4	1	.333	1	0	1	1
11 Wils Guy	.273	5	5	22	3	6	3	0	0	1	9	.409	0	0	4	0	.273	0	0	1	1
22 Jakobi Davis	.267	6	5	15	2	4	0	0	0	2	4	.267	4	2	5	1	.476	0	0	5	5
3 Ryan Ross	.231	4	3	13	1	3	0	1	1	1	8	.615	0	0	4	0	.231	0	0	0	0
18 TJ Swidorski	.286	2	2	7	1	2	0	0	0	1	2	.286	1	0	2	0	.333	1	0	0	1
21 Elijah Diaz	.200	4	1	5	2	1	0	0	0	0	1	.200	2	0	2	0	.429	0	0	1	1
2 Matt Barnhorst	.182	4	3	11	3	2	1	0	1	5	6	.545	1	0	3	1	.250	0	0	1	1
6 Kyle Musser	.000	2	1	5	0	0	0	0	0	0	0	.000	0	0	2	0	.000	0	0	0	0
4 Caden Wildman	.000	2	0	2	0	0	0	0	0	0	0	.000	0	0	1	1	.000	0	0	0	0
TOTALS	.294	6	6	214	35	63	18	2	8	33	109	.509	20	7	56	4	.369	3	0	9	12
OPPONENTS	.285	6	6	207	55	59	6	1	11	48	100	.483	37	9	37	2	.412	2	2	13	16

2023 CORNELL PITCHING STATISTICS (IVY LEAGUE GAMES)

PLAYER	ERA	W	L	APP	GS	CG	SHO	CBO	SV	IP	H	R	ER	BB	SO	2B	3B	HR	AB	BAA	WP	HBP	BK	SFA	SHA
19 Noah Keller	2.70	1	1	2	2	0	0	0	0	10.0	9	5	3	4	12	0	0	1	39	.231	1	0	0	1	0
32 Carson Mayfield	3.12	1	0	3	0	0	0	0	1	8.2	5	5	3	3	6	2	0	1	32	.156	0	0	0	0	0
25 Beck Urofsky	8.10	0	0	3	0	0	0	0	0	6.2	11	7	6	5	7	1	0	1	30	.367	2	3	0	0	0
20 Ethan Hamill	9.00	0	1	2	2	0	0	0	0	9.0	13	9	9	3	2	0	1	4	36	.361	0	2	0	1	2
45 August Biben	0.00	0	0	2	0	0	0	0	0	2.2	6	6	0	1	2	2	0	1	15	.400	1	0	0	0	0
42 Josh Shea	0.00	0	0	2	0	0	0	0	0	1.0	0	0	0	1	1	0	0	0	3	.000	0	0	0	0	0
12 Ryan Porter	4.50	0	0	2	0	0	0	0	1	2.0	2	2	1	2	0	0	0	0	7	.286	1	0	0	0	0
28 Spencer Edwards	7.71	1	0	4	0	0	0	0	0	4.2	4	4	4	5	2	1	0	1	17	.235	1	1	0	0	0
17 William Stephens	9.00	0	0	2	0	0	0	0	0	2.0	4	3	2	3	2	0	0	1	10	.400	0	0	0	0	0
31 John Gerfen	16.20	0	0	2	0	0	0	0	0	1.2	1	3	3	2	2	0	0	1	7	.143	2	0	0	0	0
34 Von Baker	37.12	0	1	2	2	0	0	0	0	2.2	4	11	11	8	1	0	0	0	11	.364	4	3	0	0	0
TOTALS	7.41	3	3	6	6	0	0	0	2	51.0	59	55	42	37	37	6	1	11	207	.285	12	9	0	2	2
OPPONENTS	5.33	3	3	6	6	0	0	0	1	54.0	63	35	32	20	56	18	2	8	214	.294	4	7	0	3	0

2023 INDIVIDUAL AND TEAM GAME HIGHS

INDIVIDUAL GAME HIGHS

BATTING	
At-Bats	6, (2x), Last: John Quinlan, at Columbia (4/2 - G2)
Runs Scored	3, (3x), Last: Max Jensen & Nathan Waugh, at Columbia (4/2 - G2)
Hits	4, Nathan Waugh, at Columbia (4/2 - G2)
Runs Batted In	4, (2x), Last: Nathan Waugh, at Columbia (4/2 - G2)
Doubles	2, (3x), Last: Nathan Waugh, at Columbia (4/2 - G2)
Triples	1, (3x), Last: Ryan Ross, at Columbia (4/2 - G1)
Home Runs	1, (16x), Last: Nathan Waugh, Ryan Ross, Max Jensen, at Columbia (4/2 - G2)
Walks Drawn	2, (9x), Last: Sam Kaplan, at Columbia (4/1)
Strikeouts	4, Jakobi Davis, at James Madison (2/26)
Sacrifice Bunts	2, Wils Guy, at George Mason (3/19)
Sacrifice Flies	1, (8x), Last: Ryan Porter, at Columbia (4/2 - G2)
Stolen Bases	3, Jakobi Davis, at Yale (3/24)
Hit by Pitches	1, (9x), Last: Max Jensen, at Columbia (4/2 - G2)
Caught Stealing	1, (14x), Last: Joe Hollerbach, at Columbia (4/2 - G2)

PITCHING	
Innings Pitched	6.0, (2x), Last: Noah Keller, at Yale (3/26 - G2)
Hits Allowed	11, Ethan Hamill, at VCU (3/11)
Runs Allowed	9, Beck Urofsky, at George Mason (3/19)
Earned Runs	8, (2x), Last: Von Baker, at Yale (3/26 - G1)
Walks Issued	5, (5x), Last: Spencer Edwards, at Columbia (4/1)
Strikeouts	7, Noah Keller, at Yale (3/26 - G2)
Doubles Allowed	2, Ethan Hamill, at George Mason (3/18 - G2)
Triples Allowed	1, Ethan Hamill, at Columbia (4/1)
Home Runs Allowed	3, at Ethan Hamill, at Columbia (4/1)
Wild Pitches	3, (2x), Last: Von Baker, at Columbia (4/2 - G2)
Hit Batsmen	3, (2x), Last: Noah Keller, at George Mason (3/19)

FIELDING	
Putouts	11, (2x), Last: Max Jensen, at Yale (3/24)
Assists	7, Ryan Porter, at Columbia (4/2 - G2)
Errors	2, (2x), Last: Max Jensen, at Columbia (4/2 - G1)
Passed Balls	2, John Quinlan, at Columbia (4/2 - G2)

TEAM GAME HIGHS

BATTING	
At-Bats	42, at Columbia (4/2 - G2)
Runs Scored	13, at Columbia (4/2 - G2)
Hits	18, at Columbia (4/2 - G2)
Runs Batted In	13, at Columbia (4/2 - G2)
Doubles	6, at Columbia (4/2 - G2)
Triples	1, (3x), Last: at Columbia (4/2 - G1)
Home Runs	3, (3x), Last: at Columbia (4/2 - G2)
Walks Drawn	8, at VCU (3/10)
Strikeouts	18, at George Mason (3/19)
Sacrifice Bunts	2, at George Mason (3/19)
Sacrifice Flies	2, at George Mason (3/18 - G2)
Stolen Bases	4, at Yale (3/26 - G1)
Hit by Pitches	3, at Yale (3/24)
Caught Stealing	2, at VCU (3/12)
Hit into Double Plays	2, (3x), Last: at Columbia (4/2 - G1)
Runners Left on Base	12, at VCU (3/10)

PITCHING	
Innings Pitched	9.0, (3x), Last: at Columbia (4/2 - G2)
Hits Allowed	16, at VCU (3/10)
Runs Allowed	15, (2x), Last: at Columbia (4/2 - G1)
Earned Runs	13, at VCU (3/10)
Walks Issued	11, at #5 Wake Forest (3/5)
Strikeouts	11, at VCU (3/12)
Doubles Allowed	3, at George Mason (3/19)
Triples Allowed	1, at Columbia (4/1)
Home Runs Allowed	5, at Columbia (4/1)
Wild Pitches	5, at George Mason (3/18 - G1)
Hit Batsmen	6, at George Mason (3/19)

FIELDING	
Putouts	27, (3x), Last: at Columbia (4/2 - G2)
Assists	14, at George Mason (3/18 - G2)
Errors	4, at James Madison (2/24)
Passed Balls	2, at Columbia (4/2 - G2)
Double Plays Turned	3, (2x), Last: at VCU (3/10)

2023 CORNELL BASEBALL UNI WATCH



HAT: Red hat with red 'C'
JERSEY: White with red Cornell
PANTS: White with single red stripe



HAT: Red hat with red 'C'
JERSEY: Gray with red Cornell
PANTS: Gray with single red stripe

HOME RECORD: 0-0 (.000)
ROAD RECORD: 1-7 (.143)
NEUTRAL RECORD: 0-2 (.000)
RUNS SCORED: 47 (4.7 AVG)



HAT: White hat with red 'C', red brim
JERSEY: Red with white Cornell
PANTS: White with single red stripe




















HOME RECORD: 0-0 (.000)
ROAD RECORD: 2-6 (.250)
NEUTRAL RECORD: 0-0 (.000)
RUNS SCORED: 37 (4.6 AVG)

DATE	OPPONENT	SCORE
2/24	at James Madison	L, 5-11
2/26	at James Madison	L, 5-7
3/3	vs. Ball State	L, 2-5
3/4	vs. Purdue Fort Wayne	L, 3-6
3/10	at VCU	L, 9-14
3/12	at VCU	L, 3-9
3/18 (1)	at George Mason	L, 5-10
3/18 (2)	at George Mason	L, 3-4
3/24	at Yale	W, 5-3
4/1	at Columbia	L, 7-12




















DATE	OPPONENT	SCORE
2/25	at James Madison	L, 2-9
3/5	at #5 Wake Forest	L, 3-10
3/11	at VCU	L, 5-10
3/19	at George Mason	L, 4-15
3/26 (1)	at Yale	L, 2-12
3/26 (2)	at Yale	W, 7-5
4/2 (1)	at Columbia	L, 1-15
4/2 (2)	at Columbia	W, 13-8

DATE	OPPONENT	SCORE
2/25	at James Madison	L, 2-9
3/5	at #5 Wake Forest	L, 3-10
3/11	at VCU	L, 5-10
3/19	at George Mason	L, 4-15
3/26 (1)	at Yale	L, 2-12
3/26 (2)	at Yale	W, 7-5
4/2 (1)	at Columbia	L, 1-15
4/2 (2)	at Columbia	W, 13-8


2023 GAME-BY-GAME BATTING STATISTICS

DATE	OPPONENT	AB	R	H	RBI	2B	3B	HR	TB	BB	IBB	SB	CS	HBP	SAC	SF	GDP	SO	PO	A	E	LOB	AVG
2/24	 at James Madison	33	5	7	5	2	0	1	12	6	0	1	0	1	0	1	1	8	24	11	4	9	.212
2/25	 at James Madison	34	2	7	2	1	0	1	11	5	0	0	1	0	0	0	1	8	24	8	2	10	.209
2/26	 at James Madison	32	5	7	5	0	0	3	16	3	0	2	1	2	1	0	0	13	26	7	1	6	.212
3/3	 vs. Ball State	27	2	2	2	1	0	0	3	6	0	0	1	0	1	0	0	10	24	9	1	4	.183
3/4	 vs. Purdue Fort Wayne	31	3	6	3	2	0	1	11	4	0	0	1	0	0	0	1	15	24	11	0	5	.185
3/5	 at Wake Forest	29	3	5	3	2	0	0	7	2	0	0	0	2	0	1	2	15	24	7	1	4	.183
3/10	 at VCU	39	9	13	8	2	0	0	15	8	0	3	1	0	1	0	0	11	24	7	2	12	.209
3/11	 at VCU	33	5	7	5	1	1	0	10	4	0	2	0	0	1	1	0	9	24	7	2	7	.209
3/12	 at VCU	33	3	7	2	1	0	0	8	4	0	1	2	0	1	0	0	9	24	6	3	8	.210
3/18	 at George Mason	33	5	5	5	1	0	1	9	3	0	3	0	2	0	0	0	14	24	10	0	6	.204
3/18	 at George Mason	26	3	4	3	0	0	1	7	5	0	2	1	0	0	2	1	7	24	14	1	3	.200
3/19	 at George Mason	33	4	7	3	2	0	0	9	5	0	2	0	0	2	0	0	18	24	11	3	9	.201
3/24	 at Yale	34	5	8	5	1	0	1	12	4	0	3	0	3	0	1	0	14	27	11	0	10	.204
3/26	 at Yale	32	2	5	1	2	0	0	7	4	0	2	0	2	0	0	0	7	24	9	1	9	.200
3/26	 at Yale	35	7	12	7	4	1	1	21	4	0	4	1	0	0	1	1	8	27	3	2	6	.211
4/1	 at Columbia	37	7	10	6	3	0	3	22	5	0	0	0	0	0	0	0	9	24	8	2	8	.215
4/1	 at Columbia	34	1	10	1	2	1	0	14	1	0	0	1	1	0	0	2	6	24	6	3	8	.220
4/2	 at Columbia	42	13	18	13	6	0	3	33	2	0	0	1	1	0	1	1	12	27	12	2	6	.235
	TOTALS	484	63	102	59	22	2	10	158	67	0	25	9	12	7	7	7	166	368	131	23	108	

2023 GAME-BY-GAME PITCHING STATISTICS

DATE	OPPONENT	IP	H	R	ER	BB	SO	2B	3B	HR	WP	BK	HBP	DP	IBB	SCORE	W	L	SV	ERA	WHIP	BB/9	SO/9
2/24	 at James Madison	8.0	9	11	8	9	4	0	0	1	1	2	1	0	0	5-11	0	1	0	9.00	2.25	10.13	4.50
2/25	 at James Madison	8.0	9	9	9	10	6	2	0	1	0	0	1	0	0	2-9	0	2	0	10.13	2.31	10.69	5.63
2/26	 at James Madison	8.2	9	7	6	7	7	2	0	1	0	0	1	0	0	5-7	0	3	0	8.39	2.15	9.49	6.20
3/3	 vs. Ball State	8.0	6	5	4	6	5	2	0	0	0	0	0	1	0	2-5	0	4	0	7.44	1.99	8.82	6.06
3/4	 vs. Purdue Fort Wayne	8.0	10	6	5	4	5	1	0	4	0	0	0	0	0	3-6	0	5	0	7.08	1.94	7.97	5.98
3/5	 at Wake Forest	8.0	8	10	9	11	8	1	0	1	3	0	1	3	0	3-10	0	6	0	7.58	2.01	8.69	6.47
3/10	 at VCU	8.0	16	14	13	10	9	2	0	1	2	0	5	3	0	9-14	0	7	0	8.58	2.19	9.05	6.99
3/11	 at VCU	8.0	12	10	10	4	7	1	0	1	1	0	4	1	0	5-10	0	8	0	8.91	2.16	8.49	7.10
3/12	 at VCU	8.0	8	9	6	6	11	2	0	0	2	0	3	1	0	3-9	0	9	0	8.67	2.12	8.30	7.68
3/18	 at George Mason	8.0	10	10	10	2	6	2	0	2	5	0	3	0	0	5-10	0	10	0	8.93	2.06	7.70	7.59
3/18	 at George Mason	8.0	8	4	3	3	3	2	0	0	0	0	2	1	0	3-4	0	11	0	8.42	2.00	7.31	7.21
3/19	 at George Mason	8.0	13	15	10	5	6	3	0	0	2	0	6	1	0	4-15	0	12	0	8.66	2.02	7.17	7.17
3/24	 at Yale	9.0	7	3	3	2	4	0	0	1	0	0	1	1	0	5-3	1	12	1	8.18	1.93	6.73	6.90
3/26	 at Yale	8.0	11	12	11	9	6	1	0	0	2	0	4	0	0	2-12	1	13	1	8.47	1.97	6.97	6.89
3/26	 at Yale	9.0	7	5	2	2	9	1	0	1	0	0	1	1	0	7-5	2	13	2	8.00	1.90	6.60	7.04
4/1	 at Columbia	8.0	14	12	12	10	5	0	1	5	2	0	1	0	0	7-12	2	14	2	8.33	1.97	6.89	6.96
4/1	 at Columbia	8.0	12	15	7	8	9	2	0	3	4	0	1	0	0	1-15	2	15	2	8.31	2.00	7.01	7.14
4/2	 at Columbia	9.0	8	8	7	6	4	2	0	1	4	0	1	0	0	13-8	3	15	2	8.23	1.97	6.95	6.95
	TOTALS	147.2	177	165	135	114	114	26	1	23	28	2	36	13	0	84-165							

GAME-BY-GAME INFORMATION

DATE	OPPONENT	TIME/ RESULT	CORNELL				OPPONENTS										TIME	ATT
			R	H	E	LOB	R	H	E	LOB	REC	IVY	POS	Win	Loss	Save		
2/24	 at James Madison	L, 5-11	5	7	4	9	11	9	2	9	0-1	—	—	Scully (1-0)	Keller (0-1)	◀ —	2:53	413
2/25	 at James Madison	L, 2-9	2	7	2	10	9	9	2	8	0-2	—	—	Murphy (1-0)	Hamill (0-1)	◀ —	2:50	188
2/26	 at James Madison	L, 5-7	5	7	1	6	7	9	0	7	0-3	—	—	Kleinfelter (1-0)	Urofsky (0-1)	◀ —	2:46	473
3/3	 vs. Ball State	L, 2-5	2	2	1	4	5	6	0	5	0-4	—	—	Hartlaub (1-2)	Urofsky (0-2)	◀ —	2:31	157
3/4	 vs. Purdue Fort Wayne	L, 3-6	3	6	0	5	6	10	0	6	0-5	—	—	Deany (1-1)	Hamill (0-2)	◀ Fine (1)	2:13	167
3/5	 at Wake Forest	L, 3-10	3	5	1	4	10	8	0	7	0-6	—	—	Hartle (3-0)	Baker (0-1)	◀ —	2:30	1,245
3/10	 at VCU	L, 9-14	9	13	2	12	14	16	2	14	0-7	—	—	Ellis (1-2)	Keller (0-2)	◀ —	3:28	500
3/11	 at VCU	L, 5-10	5	7	2	7	10	12	1	10	0-8	—	—	Gladden (1-0)	Hamill (0-3)	◀ —	2:33	200
3/12	 at VCU	L, 3-9	3	7	3	8	9	8	2	8	0-9	—	—	Delane (1-2)	Edwards (0-1)	◀ —	2:33	250
3/18	 at George Mason	L, 5-10	5	5	0	6	10	10	3	3	0-10	—	—	Shields (4-0)	Baker (0-2)	◀ —	2:37	—
3/18	 at George Mason	L, 3-4	3	4	1	3	4	8	0	6	0-11	—	—	Stewart (1-1)	Edwards (0-2)	◀ Edmonds (1)	—	191
3/19	 at George Mason	L, 4-15	4	7	3	9	15	13	1	10	0-12	—	—	Martins (1-1)	Urofsky (0-3)	◀ —	—	117
3/24	 at Yale	W, 5-3	5	8	0	10	3	7	0	5	1-12	1-0	T-1st	Edwards (1-2)	◀ Shaw (1-2)	Mayfield (1)	◀ 2:26	89
3/26	 at Yale	L, 2-12	2	5	1	9	12	11	1	10	1-13	1-1	T-2nd	Easterly (3-1)	Baker (0-3)	◀ —	2:40	117
3/26	 at Yale	W, 7-5	7	12	2	6	5	7	1	6	2-13	2-1	T-2nd	Keller (1-2)	◀ Reese (1-2)	Porter (1)	◀ 2:40	126
4/1	 at Columbia	L, 7-12	7	10	2	8	12	14	2	12	2-14	2-2	T-3rd	Leon (4-1)	Hamill (0-4)	◀ Parkinson (2)	2:46	412
4/1	 at Columbia	L, 1-15	1	10	3	8	15	12	0	9	2-15	2-3	6th	Sheets (2-2)	Keller (1-3)	◀ —	2:45	446
4/2	 at Columbia	W, 13-8	13	18	2	6	8	8	0	7	3-15	3-3	6th	Mayfield (1-0)	◀ Palfrey (1-1)	—	2:49	446
4/4	 ITHACA	3:30 p.m.																
4/8	 BROWN	11:30 a.m.																
4/8	 BROWN	2:30 p.m.																
4/9	 BROWN	12 p.m.																
4/11	 at Binghamton	6:30 p.m.																
4/15	 at Harvard	11:30 a.m.																
4/15	 at Harvard	2:30 p.m.																
4/16	 at Harvard	12 p.m.																
4/18	 BINGHAMTON	3:30 p.m.																
4/22	 PRINCETON	11:30 a.m.																
4/22	 PRINCETON	2:30 p.m.																
4/23	 PRINCETON	12 p.m.																
4/28	 PENN	11:30 a.m.																
4/29	 PENN	2:30 p.m.																
4/29	 PENN	12 p.m.																
5/2	 at Binghamton	6:30 p.m.																
5/6	 at Dartmouth	11:30 a.m.																
5/6	 at Dartmouth	2:30 p.m.																
5/7	 at Dartmouth	12 p.m.																

2023 CORNELL BASEBALL TV / PHOTO ROSTER



1
JOHN QUINLAN
C/OF | R/R | So. | 5'9" | 180
Rancho Santa Margarita, Calif.



2
MATT BARNHORST
INF/OF | R/R | Jr. | 6'0" | 195
Ponte Vedra Beach, Fla.



3
RYAN ROSS
INF | R/R | Sr. | 6'0" | 195
Elmhurst, Ill.



4
CADEN WILDMAN
OF | R/R | Fr. | 6'3" | 215
Woodbury, Minn.



5
CHRIS ELLISON
RHP | R/R | So. | 6'0" | 190
Howell, N.J.



6
KYLE MUSSER
OF | R/R | So. | 5'10" | 182
Lititz, Pa.



7
MAX JENSEN
INF | L/R | So. | 6'2" | 190
Burke, Va.



8
FRANCO ALONSO
INF | R/R | Sr. | 6'2" | 195
Pasadena, Calif.



9
STORY KIMURA
RHP | R/R | Jr. | 6'0" | 175
Dallas, Texas



11
WILS GUY
OF | R/R | Sr. | 5'10" | 165
San Luis Obispo, Calif.



12
RYAN PORTER
INF | R/R | So. | 6'0" | 185
Houston, Texas



13
SHANE RUSSELL
1B | R/R | Sr. | 6'2" | 220
Matthews, N.C.



15
SAM KAPLAN
OF | R/R | Sr. | 6'1" | 210
Las Vegas, Nev.



16
WILL LONG
RHP | R/R | So. | 6'0" | 170
Great Falls, Va.



17
WILLIAM STEPHENS
RHP | R/R | Jr. | 6'2" | 205
Stone Mountain, Ga.



18
TJ SWIDORSKI
INF | R/R | Fr. | 6'0" | 185
Woodbury, Minn.



19
NOAH KELLER
LHP | L/L | Fr. | 6'1" | 210
Goodrich, Mich.



20
ETHAN HAMILL
RHP | R/R | Fr. | 6'3" | 200
Chester, Va.



21
ELIJAH DIAZ
OF | L/L | Sr. | 5'8" | 181
Bronx, N.Y.



22
JAKOBI DAVIS
OF | L/L | So. | 6'4" | 210
Sarasota, Fla.



23
BRADEN MACK
C/RHP | R/R | Jr. | 6'2" | 210
Woodbridge, Va.



25
BECK UROFSKY
INF/RHP | R/R | Fr. | 6'4" | 225
Silver Spring, Md.



26
TOM CLANCY
RHP | R/R | So. | 6'1" | 190
Westfield, N.J.



28
SPENCER EDWARDS
LHP | L/L | Sr. | 6'3" | 190
Rancho Santa Margarita, Calif.



30
JOE HOLLERBACH
INF | R/R | Sr. | 6'3" | 215
Orinda, Calif.



31
JOHN GERFEN
LHP | R/L | Fr. | 6'0" | 195
Brewster, N.Y.



32
CARSON MAYFIELD
RHP | R/R | Fr. | 6'5" | 200
Annandale, Va.



34
VON BAKER
RHP | R/R | Jr. | 6'7" | 235
St. Johnsville, N.Y.



36
MATTHEW WALTERS
OF/RHP | R/R | Fr. | 5'11" | 195
Granbury, Texas



37
WILLIAM JAUN
1B/LHP | L/L | So. | 6'3" | 225
Loveland, Ohio



40
NATHAN WAUGH
C | R/R | Jr. | 6'5" | 230
Placentia, Calif.



42
JOSH SHEA
RHP | R/R | Fr. | 5'11" | 175
Cortlandt Manor, N.Y.



45
AUGUST BIBEN
RHP | R/R | Sr. | 6'0" | 230
New York, N.Y.



24
DAN PEPICELLI
Head Coach
8th Season



14
TOM FORD
Associate Head Coach
15th Season



27
JOHN TOPPA
Assistant Coach
2nd Season



44
JUSTIN DEVOID
Volunteer Assistant Coach
1st Season