



# 2023 BASEBALL GAME NOTES

CORNELLBIGRED.COM ▶ @CORNELLBASEBALL ▶ @CORNELLSPORTS ▶ @IVYLEAGUE ▶ #YELLCORNELL

GAMES 30-32 • VS. PENN • BOOTH FIELD • ITHACA, N.Y.

## CORNELL BIG RED

6-23 OVERALL  
5-10 IVY LEAGUE



**DAN PEPICELLI**  
HEAD COACH, 19<sup>TH</sup> SEASON  
81-143-1 (.362)  
AT CORNELL, 8<sup>TH</sup> SEASON

## PENN QUAKERS

23-13 OVERALL  
11-4 IVY LEAGUE



**JOHN YURKOW**  
HEAD COACH, 10<sup>TH</sup> SEASON  
192-160-1 (.545)  
AT PENN, 10<sup>TH</sup> SEASON

## PROBABLE PITCHING MATCHUPS (SUBJECT TO CHANGE)

**GAME ONE**  
FRIDAY (DH) • 11 A.M.



LHP **Spencer Edwards** (1-2, 5.40)  
LHP **Owen Coady** (4-3, 2.41)

**GAME TWO**  
FRIDAY (DH) • APPROX: 2:30 P.M.



RHP **Ethan Hamill** (1-5, 7.68)  
RHP **Cole Zaffiro** (4-2, 2.31)

**GAME THREE**  
SATURDAY • TBD



LHP **Noah Keller** (2-4, 5.26)  
RHP **Ryan Dromboski** (6-2, 2.37)

## FIRST PITCH

- ▶ The Cornell baseball team will host its final three regular season home games of the 2023 campaign this weekend when it welcomes Penn to Booth Field.
- ▶ For the third straight weekend, Cornell is slated to play a single game on Friday followed by a doubleheader on Saturday. First pitch on Friday is scheduled for 12 p.m., while Saturday's pair of games will begin at 11:30 a.m. All games will air live on ESPN+.

## LAST WEEKEND REWIND

- ▶ Cornell was swept by Princeton in its first three games at Booth Field last weekend. The Tigers took the inaugural game at the Big Red's brand-new off-campus facility, 11-8, before taking both games of a doubleheader, 8-5 and 11-0 in seven innings.
- ▶ Princeton hit 11 home runs on the weekend, taking advantage of the apparent hitter-friendly dimensions of Booth Field. Cornell hit two home runs on the weekend, but did record eight extra-base hits (five doubles, one triple, two home runs).
- ▶ Junior catcher **NATHAN WAUGH** had a weekend to remember for the Big Red, batting .615 (8-of-13) with three doubles, three runs scored and an RBI. Thanks to his impressive weekend at the plate, he increased his batting average by 51 points.

## WAUGH(TCH) IT FLY!

- ▶ Speaking of Waugh, the junior backstop has been Cornell's hottest hitter as of late. During his six-game hit streak — which matches his career long — Waugh has a .542 batting average with three doubles, one home run and five RBI. His OPS (on-base-plus-slugging percentage) in that timeframe is 1.384.
- ▶ Dating back to the start of his first six-game hit of the season earlier this year (beginning with the nightcap of a March 26 twin bill at Yale), Waugh has posted a .444/.500/.778 slash line, going 24-of-54 at the plate with six doubles and four home runs.
- ▶ Waugh's 18 RBI currently ranks second on the team, trailing sophomore infielder **MAX JENSEN** (19). Of Waugh's 18 RBI this season, 16 have come in his last 14 appearances.

## WHEN IT RUNS, IT POURS

- ▶ Cornell has displayed a knack of scoring runs in bundles so far this season. Of the Big Red's 140 runs scored this season, 102 have come in multi-run innings (72.9 percent of its run production). In its 29 games this season, Cornell has at least one multi-run inning in 22 games (75.9 percent).
- ▶ Last weekend, Cornell recorded 18 of its 20 runs on the weekend in innings that featured at least two runs scored.

## 2023 SCHEDULE

DATE	OPPONENT	TV	TIME/RESULT
<b>FEBRUARY (0-3)</b>			
2/24	AT JAMES MADISON		L, 5-11
2/25	AT JAMES MADISON		L, 2-9
2/26	AT JAMES MADISON		L, 5-7
<b>MARCH (2-10)</b>			
3/3	VS. BALL STATE		L, 2-5
3/4	VS. PURDUE FORT WAYNE		L, 3-6
3/5	AT #5 WAKE FOREST	ACCN	L, 3-10
3/10	AT VCU	ESPN+	L, 9-14
3/11	AT VCU	ESPN+	L, 5-10
3/12	AT VCU	ESPN+	L, 3-9
3/18	AT GEORGE MASON (DH)	ESPN+	L, 5-10
3/18	AT GEORGE MASON (DH)	ESPN+	L, 3-4
3/19	AT GEORGE MASON	ESPN+	L, 4-15
3/24	AT YALE* (DH)	ESPN+	W, 5-3
3/26	AT YALE* (DH)	ESPN+	L, 2-12
3/26	AT YALE*	ESPN+	W, 7-5
<b>APRIL (4-10)</b>			
4/1	AT COLUMBIA* (DH)	ESPN+	L, 6-12
4/1	AT COLUMBIA* (DH)	ESPN+	L, 1-15
4/2	AT COLUMBIA*	ESPN+	W, 13-8
4/4	ITHACA	ESPN+	W, 13-3
4/8	BROWN* (DH)	ESPN+	L, 8-12
4/8	BROWN* (DH)	ESPN+	L, 0-1
4/9	BROWN*	ESPN+	L, 2-5
4/11	AT BINGHAMTON	ESPN+	L, 0-6
4/14	AT HARVARD* (DH)	ESPN+	L, 6-7
4/15	AT HARVARD* (DH)	ESPN+	W, 11-6
4/15	AT HARVARD*	ESPN+	W, 3-2
4/18	BINGHAMTON		CANCELED
4/21	PRINCETON* (DH)	ESPN+	L, 8-11
4/22	PRINCETON* (DH)	ESPN+	L, 5-8
4/22	PRINCETON*	ESPN+	L, 0-11 (7 inn.)
4/28	PENN* (DH)	ESPN+	11 A.M.
4/28	PENN* (DH)	ESPN+	2:30 P.M.
4/29	PENN*	ESPN+	TBD
<b>MAY</b>			
5/2	AT BINGHAMTON	ESPN+	6:30 P.M.
5/6	AT DARTMOUTH* (DH)	ESPN+	11:30 A.M.
5/6	AT DARTMOUTH* (DH)	ESPN+	2:30 P.M.
5/7	AT DARTMOUTH*	ESPN+	12 P.M.
<b>2023 IVY LEAGUE CHAMPIONSHIP SERIES</b>			
5/19 - 5/21	TBD	ESPN+	TBA

\* - Denotes Ivy League contest  
Bold Red CAPS denotes home game  
All game times Eastern, subject to change

## STAT BREAKDOWN

WAUGH'S BATTING BREAKDOWN  
This Season

GAMES	AVG	OBP	SLG	OPS
First Nine	.147	.297	.233	.531
▶ Last Six	.542	.593	.792	1.384
▶ Last 14	.444	.500	.778	1.278

## STAT BREAKDOWN

RUN-SCORING BREAKDOWN  
This Season

NUMBER OF RUNS	RUNS	PCT
One-Run Innings	38	27.1%
▶ Multi-Run Innings	102	72.9%



## MEDIA CONTACT

**MARSHALL HAIM**

Assistant Director of Athletic Communications

✉ mh2348@cornell.edu  
📞 (716) 465-4945 (mobile)

## POSITIONAL ROSTER

## PITCHERS (13)

#	NAME	POS	HT	WT	YR	B/T	HOMETOWN	HIGH SCHOOL
5	Chris Ellison	RHP	6-0	190	So.	R/R	Howell, N.J.	Howell HS
9	Story Kimura	RHP	6-0	175	Jr.	R/R	Dallas, Texas	The Lawrenceville School (N.J.)
16	Will Long	RHP	6-0	170	So.	R/R	Great Falls, Va.	Langley HS
17	William Stephens	RHP	6-2	205	Jr.	R/R	Stone Mountain, Ga.	Marist HS
19	Noah Keller	LHP	6-1	210	Fr.	L/L	Goodrich, Mich.	Goodrich HS
20	Ethan Hamill	RHP	6-3	200	Fr.	R/R	Chester, Va.	Thomas Dale HS
26	Tom Clancy	RHP	6-1	190	So.	R/R	Westfield, N.J.	Newark Academy
28	Spencer Edwards	LHP	6-3	190	Sr.	L/L	Rancho Santa Margarita, Calif.	Santa Margarita Catholic
31	John Gerfen	LHP	6-0	195	Fr.	R/L	Brewster, N.Y.	Brewster HS
32	Carson Mayfield	RHP	6-5	200	Fr.	R/R	Annandale, Va.	Bishop O'Connell HS
34	Von Baker	RHP	6-7	235	Jr.	R/R	St. Johnsville, N.Y.	Oppenheim-Ephratah-St. Johnsville HS
42	Josh Shea	RHP	5-11	175	Fr.	R/R	Cortlandt Manor, N.Y.	Hendrick Hudson HS
45	August Biben	RHP	6-0	230	Sr.	R/R	New York, N.Y.	Riverdale County School

## CATCHERS (3)

#	NAME	POS	HT	WT	YR	B/T	HOMETOWN	HIGH SCHOOL
1	John Quinlan	C/OF	5-9	180	So.	S/R	Menlo Park, Calif.	Menlo-Atherton HS
23	Braden Mack	C/RHP	6-2	210	Jr.	R/R	Woodbridge, Va.	Potomac HS
40	Nathan Waugh	C	6-5	230	Jr.	R/R	Placentia, Calif.	Yorba Linda HS

## INFIELDERS (10)

#	NAME	POS	HT	WT	YR	B/T	HOMETOWN	HIGH SCHOOL
2	Matt Barnhorst	INF/OF	6-0	195	Jr.	R/R	Ponte Vedra Beach, Fla.	Ponte Vedra HS
3	Ryan Ross	INF	6-0	195	Sr.	R/R	Elmhurst, Ill.	York Community HS
7	Max Jensen	INF	6-2	190	So.	L/R	Burke, Va.	Lake Braddock Secondary
8	Franco Alonso	INF	6-2	195	Sr.	R/R	Pasadena, Calif.	Polytechnic School
12	Ryan Porter	INF	6-0	185	So.	R/R	Houston, Texas	Paetow HS
13	Shane Russell	1B	6-2	220	Sr.	R/R	Matthews, N.C.	Charlotte Christian School
18	TJ Swidorski	INF	6-0	185	Fr.	R/R	Woodbury, Minn.	East Ridge HS
25	Beck Urofsky	INF/RHP	6-4	225	Fr.	R/R	Silver Spring, Md.	Bethesda-Chevy Chase HS
30	Joe Hollerbach	INF	6-3	215	Sr.	R/R	Orinda, Calif.	Miramonte HS
37	William Jaun	1B/LHP	6-3	225	So.	L/L	Loveland, Ohio	St. Xavier HS

## OUTFIELDERS (7)

#	NAME	POS	HT	WT	YR	B/T	HOMETOWN	HIGH SCHOOL
4	Caden Wildman	OF	6-3	215	Fr.	R/R	Woodbury, Minn.	East Ridge HS
6	Kyle Musser	OF	5-10	182	So.	R/R	Lititz, Pa.	Manheim Township HS
11	Wils Guy	OF	5-10	165	Sr.	R/R	San Luis Obispo, Calif.	San Luis Obispo HS
15	Sam Kaplan	OF	6-1	210	Sr.	R/R	Las Vegas, Nev.	The Meadows School
21	Elijah Diaz	OF	5-8	181	Sr.	L/L	Bronx, N.Y.	All Hallows HS
22	Jakobi Davis	OF	6-4	210	So.	L/L	Sarasota, Fla.	Sarasota Riverview HS
36	Matthew Walters	OF/RHP	5-11	195	Fr.	R/R	Granbury, Texas	Granbury HS

## CORNELL COACHING AND SUPPORT STAFF

**Ted Thoren** Head Coach of Cornell Baseball: Dan Pepicelli (SUNY Cortland '90), 8th season

**Associate Head Coach:** Tom Ford (Ithaca '79), 33rd season with program; 15th in role

**Assistant Coach (Third Base Coach):** John Toppa (UConn '19), 2nd season with program; 1st in role

**Volunteer Assistant Coach (First Base Coach):** Justin Devoid (Colby-Sawyer '17), 1st season with program

**Athletic Trainer:** Grace DeStefano, 1st season with team

## NUMERICAL ROSTER

#	NAME	POS	YR
1	John Quinlan	C/OF	So.
2	Matt Barnhorst	INF/OF	Jr.
3	Ryan Ross	INF	Sr.
4	Caden Wildman	OF	Fr.
5	Chris Ellison	RHP	So.
6	Kyle Musser	OF	So.
7	Max Jensen	INF	So.
8	Franco Alonso	INF	Sr.
9	Story Kimura	RHP	Jr.
11	Wils Guy	OF	Sr.
12	Ryan Porter	INF	So.
13	Shane Russell	1B	Sr.
14	Tom Ford	AHC	33rd
15	Sam Kaplan	OF	Sr.
16	Will Long	RHP	So.
17	William Stephens	RHP	Jr.
18	TJ Swidorski	INF	Fr.
19	Noah Keller	LHP	Fr.
20	Ethan Hamill	RHP	Fr.
21	Elijah Diaz	OF	Sr.
22	Jakobi Davis	OF	So.
23	Braden Mack	C/RHP	Jr.
24	Dan Pepicelli	HC	8th
25	Beck Urofsky	INF/RHP	Fr.
26	Tom Clancy	RHP	So.
27	John Toppa	AC	2nd
28	Spencer Edwards	LHP	Sr.
30	Joe Hollerbach	INF	Sr.
31	John Gerfen	LHP	Fr.
32	Carson Mayfield	RHP	Fr.
34	Von Baker	RHP	Jr.
36	Matthew Walters	OF/RHP	Fr.
37	William Jaun	1B/LHP	So.
40	Nathan Waugh	C	Jr.
42	Josh Shea	RHP	Fr.
44	Justin Devoid	VAC	1st
45	August Biben	RHP	Sr.

## PRONUNCIATION GUIDE

#	NAME	PRONUNCIATION
6	Kyle Musser	MUSS-er
9	Story Kimura	kih-MURR-uh
15	Sam Kaplan	CAP-lynn
18	TJ Swidorski	swi-DOOR-skee
22	Jakobi Davis	juh-CO-bee
25	Beck Urofsky	YUHR-off-skee
30	Joe Hollerbach	HAHL-err-back
31	John Gerfen	guh-r-fin
37	William Jaun	jon
40	Nathan Waugh	WAH
45	August Biben	BYE-bin
HC	Dan Pepicelli	pep-i-SELL-ee
AC	John Toppa	TOE-puh
VAC	Justin Devoid	dih-VOID

FRIDAY'S PROBABLE STARTING PITCHER



# SPENCER EDWARDS LHP #28

2023 STATS: 1-2, 6.40 ERA, 32.1 IP, 25 BB, 23 SO

Height / Weight: 6-3 / 190 lbs. Bats/Throws: L/L  
 Hometown: Rancho Santa Margarita, Calif. Year: Senior  
 High School: Santa Margarita Catholic

NEWS & NOTES ON EDWARDS

► **THIS WEEKEND:** Slated to make 33rd career appearance, 18th career start, and third start of the season ... Edwards will also be pitching in his 17th game of the season, tying **TOM MACLEOD** (1970), **JOHN O'CONNOR** (1988), and **PETER LANNOO** (2017) for the 13th-most games played by a Big Red hurler in a single season.

► **LAST TIME OUT:** Gave up nine hits and six runs — both of which were season highs — in a four-inning outing against Princeton last Friday ... allowed four home runs to Tigers batters, the most in his collegiate career.

► **TOUGH TO TOUCH:** According to the Cornell record book, Edwards' .231 batting average against is the 13th-best figure in program history with a minimum of 30 innings pitched, dating back to 1977 ... his .231 batting average against ranks as the fourth-best by an Ivy League pitcher this season, trailing a trio of pitchers from Penn (see list right).

► **LAST TIME AGAINST PENN:** Made a start against Penn on April 16, 2022, ending up as the losing pitcher in the decision ... allowed five hits and four runs (three earned) in five innings of work ... issued four walks and struck out four in his outing.

LAST TIME AGAINST PENN

Date	W-L	SCORE	IP	H	R	ER	HR	BB	SO	HBP	WP	BK	P/S	S%
4/16/22	L	4-10	5.0	5	4	3	0	4	4	0	0	0	94/--	N/A

► **2022:** Started 12 of his 13 appearances last season after 2021 season was canceled due to COVID-19 pandemic ... pitched at least six innings in four contests ... struck out career-high eight batters twice (March 5 at Coppin State; at Princeton April 9) ... outing at Princeton on April 9 featured him pitching career-high 8 IP while surrendering one run on four hits.

► **2020:** Made impressive start on Feb. 22 at Duke, yielding one run on five innings in collegiate debut ... named Ivy League Rookie of the Week on Feb. 24 following his outing at Duke ... made starts against Niagara and South Carolina before season was truncated due to COVID-19 pandemic.

► **PRIOR TO CORNELL:** Played four seasons at Santa Margarita Catholic HS ... served as captain in senior year ... helped team to California Interscholastic Federation Southern Section championship in 2019 ... named to 2019 Trinity League Senior All Star Team and All-Trinity League Second Team ... lifetime member of California Scholarship Federation ... earned Santa Margarita Catholic HS Special Leadership Recognition Award and served as peer minister ... presented 2016 Presidential Service Award

IVY LEAGUE LEADERS

BATTING AVERAGE AGAINST LEADERS  
 Among Ivy League Pitchers (through 4/25/23)

PLAYER	H	AB	BAA
Ryan Dromboski	30	175	.171
Cole Zaffiro	33	177	.186
Owen Coady	34	182	.187
► <b>Spencer Edwards</b>	<b>27</b>	<b>117</b>	<b>.231</b>
Reid Easterly	50	214	.234
Justin Kim	34	145	.234

2023 GAME LOG (16 G/2 GS/0 QS) BIG RED RECORD IN STARTS: 0-2

Date	W-L	SCORE	IP	H	R	ER	HR	BB	SO	P/K	LEFT
2/25*	ND	2-9	3.0	5	5	5	0	4	4	76/39	—
3/3*	ND	2-5	2.1	0	0	0	0	0	0	27/19	—
3/4*	ND	3-6	2.0	0	0	0	0	2	0	28/13	—
3/11*	ND	5-10	3.0	0	0	0	0	1	3	48/31	—
3/12*	L	3-9	2.2	3	5	5	0	3	5	67/36	—
3/18*	L	3-4	2.0	1	2	2	0	2	0	38/21	—
3/19*	ND	4-15	0.2	2	0	0	0	1	2	28/15	—
3/24*	W	5-3	3.0	1	0	0	0	0	1	45/27	—
3/26 (2)*	ND	7-5	0.0	0	0	0	0	0	0	5/2	—
4/1*	ND	7-12	0.2	2	4	4	1	5	1	38/14	—
4/2 (2)*	ND	13-8	1.0	1	0	0	0	0	0	22/14	—
4/8 (1)*	ND	8-12	1.1	1	3	0	0	0	0	24/14	—
4/9*	ND	2-5	1.2	1	0	0	0	0	2	23/15	—
4/11*	ND	0-6	1.0	1	1	1	0	1	0	24/12	—
4/14	ND	6-7	4.0	0	0	0	0	5	2	82/40	2-0
4/21	ND	8-11	4.0	9	6	6	4	1	3	84/48	4-6
<b>TOTALS</b>	<b>1-2</b>	<b>6.40</b>	<b>32.1</b>	<b>27</b>	<b>28</b>	<b>23</b>	<b>5</b>	<b>25</b>	<b>23</b>	<b>659/360</b>	<b>54.6%</b>

\* - denotes relief appearance

EDWARDS' CAREER STATS

	W	L	ERA	G	GS	CG	IP	H	R	ER	HR	BB	SO	WHIP
<b>2020</b>	0	3	9.00	3	3	0	10.0	9	13	10	1	11	13	1.82
<b>2021</b>	— NO SEASON (COVID-19 PANDEMIC) —													
<b>2022</b>	2	7	8.30	13	12	0	55.1	56	59	51	11	36	45	1.66
<b>2023</b>	1	2	6.40	16	2	0	32.1	27	28	23	5	25	23	1.61
<b>TOTALS</b>	<b>3</b>	<b>12</b>	<b>7.74</b>	<b>32</b>	<b>17</b>	<b>0</b>	<b>97.2</b>	<b>92</b>	<b>100</b>	<b>84</b>	<b>17</b>	<b>72</b>	<b>81</b>	<b>1.68</b>

SINGLE-GAME HIGHS & LOWS

2023	CAREER
4.0, (2x), 4/21 vs. Princeton	IP 8.0, 4/9/22 at Princeton
6, 4/21 vs. Princeton	Runs 9, (2x), Last: 3/13/22 at Maryland
6, 4/21 vs. Princeton	Earned Runs 9, 3/13/22 at Maryland
9, 4/21 vs. Princeton	Hits 9, 4/21/23 vs. Princeton
4, 4/21 vs. Princeton	Home Runs 4, 4/21/23 vs. Princeton
5, 4/1 at Columbia	Walks 5, (3x), Last: 4/1/23 at Columbia
5, 4/12 at VCU	Strikeouts 8, (2x), Last: 4/9/22 at Princeton
84, 4/21 vs. Princeton	Pitches 112, 3/25/22 vs. Harvard
1, 3/24	Win Streak 1, (3x), Last: 3/24/23
2 games, 3/12 - 3/18	Losing Streak 4 games, 2/22 - 2/26/22
10.1 IP, 2/25 - 3/12	Scoreless Streak 10.1 IP, 2/25/23 - 3/12/23
4.0 IP, 4/14 at Harvard	Hitless Innings to Start 4.0 IP, (2x), Last: 4/14/23 at Harvard

SATURDAY'S GAME ONE PROBABLE STARTING PITCHER



**ETHAN HAMILL** RHP #20  
**2023 STATS: 1-6, 8.31 ERA, 39.0 IP, 19 BB, 24 SO**

Height / Weight: 6-3 / 200 lbs. Bats/Throws: R/R  
 Hometown: Chester, Va. Year: Freshman  
 High School: Thomas Dale HS

NEWS & NOTES ON HAMILL

► **THIS WEEKEND:** Hamill will look to make his 10th start of the season this weekend, the most by a Cornell freshman pitcher since **BRIAN MCAFEE** started in all 11 of his outings back in 2012.

► **LAST TIME OUT:** Ended up as the losing pitcher after pitching five innings for the second straight game ... allowed seven runs on eight hits in the outing, while walking one and striking out a season-high six batters ... gave up three home runs, matching the most in a single game this season (April 1 at Columbia).

► **FRESH(MEN) ARMS:** After making nine starts so far this season, Hamill has already made the third-most starts by a Cornell freshman pitcher on record in Cornell history, trailing **BRIAN WILLIAMSON** (1996) and **BRIAN MCAFEE** (2012), who both started 11 games in their respective seasons ... should Hamill and Keller both make starts this weekend, they would become the first freshmen tandem in Big Red history to log 10-plus starts in the same season.

► **PRIOR TO CORNELL:** Earned four letters in baseball at Thomas Dale HS ... named an All-Region and All-Metro selection in 2022 ... was a two-time district champion in 2021 and 2022 ... awarded 2022 US Army Reserve National Scholar-Athlete Award ... nominated for 2022 Richmond Sports Backers Male Scholar-Athlete of the Year.

CORNELL HISTORY

**MOST STARTS BY A FRESHMAN PITCHER**  
*On Record in Program History*

PLAYER	SEASON	STARTS
Brian Williamson	1996	11
Brian McAfee	2012	11
► <b>Ethan Hamill</b>	<b>2023</b>	<b>9</b>
► <b>Noah Keller</b>	<b>2023</b>	<b>9</b>

2023 GAME LOG (9 G/9 GS/1 QS) BIG RED RECORD IN STARTS: 2-7

Date	W-L	SCORE	IP	H	R	ER	HR	BB	SO	P/K	LEFT
2/25	L	2-9	3.0	3	4	4	1	5	0	75/38	2-4
3/4	L	3-6	4.0	6	3	3	2	2	3	67/42	0-3
3/11	L	5-10	4.0	11	8	8	1	1	4	73/38	5-8
3/18 (2)	ND	3-4	6.0	7	2	1	0	1	3	83/55	2-2
3/24	ND	5-3	4.1	5	3	3	1	1	2	68/40	1-2
4/1	L	7-12	4.2	8	6	6	3	2	0	95/52	3-6
4/8 (1)	L	8-12	3.0	7	9	2	0	1	2	84/46	4-8
4/15 (1)	W	11-6	5.0	2	2	2	0	5	4	88/45	9-2
4/22 (1)	L	5-8	5.0	8	7	7	3	1	6	100/62	5-7
<b>TOTALS</b>	<b>1-6</b>	<b>8.31</b>	<b>39.0</b>	<b>57</b>	<b>44</b>	<b>36</b>	<b>11</b>	<b>19</b>	<b>24</b>	<b>733/356</b>	<b>57.0%</b>

HAMILL'S CAREER STATS

	W	L	ERA	G	GS	CG	IP	H	R	ER	HR	BB	SO	WHIP
<b>2023</b>	1	6	8.31	9	9	0	39.0	57	44	36	11	19	24	1.95
<b>TOTALS</b>	<b>1</b>	<b>6</b>	<b>8.31</b>	<b>9</b>	<b>9</b>	<b>0</b>	<b>39.0</b>	<b>57</b>	<b>44</b>	<b>36</b>	<b>11</b>	<b>19</b>	<b>24</b>	<b>1.95</b>

SINGLE-GAME HIGHS & LOWS

2023	CAREER
6.0, 3/18 (G2) at George Mason	IP 6.0, 3/18/23 (G2) at George Mason
9, 4/8 (G1) vs. Brown	Runs 9, 4/8/23 (G1) vs. Brown
8, 3/11 at VCU	Earned Runs 8, 3/11/23 at VCU
11, 3/11 at VCU	Hits 11, 3/11/23 at VCU
3, (2x), Last: 4/22 (G1) vs. Princeton	Home Runs 3, (2x), Last: 4/22/23 (G1) vs. Princeton
5, (2x), Last: 4/15 (G1) at Harvard	Walks 5, (2x), Last: 4/15/23 (G1) at Harvard
6, 4/22 (G1) vs. Princeton	Strikeouts 6, 4/22/23 (G1) vs. Princeton
100, 4/22 (G1) vs. Princeton	Pitches 100, 4/22/23 (G1) vs. Princeton
1 game, 4/15	Win Streak 1 game, 4/15/23
3 games, 2/25 - 3/11	Losing Streak 3 games, 2/25/23 - 3/11/23
4.2 IP, 3/18 - 3/24	Scoreless Streak 4.2 IP, 3/18/23 - 3/24/23
2.0 IP, 3/24 at Yale	Hitless Innings to Start 2.0 IP, 3/24/23 at Yale

SATURDAY'S GAME TWO PROBABLE STARTING PITCHER



# NOAH KELLER LHP

# #19

**2023 STATS: 2-5, 5.83 ERA, 41.2 IP, 25 BB, 43 SO**

Height / Weight: 6-1 / 210 lbs.  
 Hometown: Goodrich, Mich.  
 High School: Goodrich HS

Bats/Throws: L/L  
 Year: Freshman

### NEWS & NOTES ON KELLER

► **THIS WEEKEND:** Keller will also look to make his 10th start of the season, which is the most by a Cornell freshman pitcher since **BRIAN MCAFEE** started all 11 of his outings in 2012.

► **LAST TIME OUT:** Gave up five runs on seven hits over four innings of work in the nightcap of last Saturday's doubleheader against Princeton ... walked three and struck out three in the outing.

► **THANK U, NEXT:** In four of his five Ivy League appearances this season, Keller has struck out at least five batters, posting a 9.32 SO/9 ratio in span (29 SO over 28 IP) ... southpaw hurler has at least five strikeouts in six of his nine collegiate starts.

► **TROUBLING THE ANCIENT EIGHT:** Keller has excelled in his five of Ivy League starts, recording three quality starts (6+ IP with 3 ER or less), while posting a team-leading 3.54 ERA (11 ER in 28 IP) with 29 SO (9.32 SO/9) and 10 BB (2.90 SO/BB).

► **FRESH(MEN) ARMS:** After making nine starts so far this season, Keller has already made the third-most starts by a Cornell freshman pitcher on record in Cornell history, trailing **BRIAN WILLIAMSON** (1996) and **BRIAN MCAFEE** (2012), who both started 11 games in their respective seasons ... should Keller and Hamill both make starts this weekend, they would become the first freshmen tandem in Big Red history to log 10-plus starts in the same season.

► **STARTING FRESH(MAN):** Started season opener at James Madison (Feb. 24), becoming first Cornell freshman to start season opener since RHP **COREY PAPPEL** (2/29/08 vs. Siena) ... first LHP to start Big Red's season-opener since LHP **ZACH MCCULLEY** (3/1/14 vs. Navy).

► **PRIOR TO CORNELL:** Four-year letterwinner in baseball at Goodrich HS and was selected as an All-Conference selection in three seasons (2019, 2021, 2022) ... two-time All-State selection (2021, 2022) ... named to 2022 All-State Dream Team.

### CORNELL HISTORY

#### MOST STARTS BY A FRESHMAN PITCHER

*On Record in Program History*

PLAYER	SEASON	STARTS
Brian Williamson	1996	11
Brian McAfee	2012	11
► Ethan Hamill	2023	9
► Noah Keller	2023	9

#### 2023 GAME LOG (9 G/8 GS/3 QS)

#### BIG RED RECORD IN STARTS: 2-6

Date	W-L	SCORE	IP	H	R	ER	HR	BB	SO	P/K	LEFT
2/24	L	5-11	3.0	4	6	6	1	5	1	67/36	5-2
3/3	ND	2-5	4.2	3	2	1	0	4	5	85/47	2-2
3/10	L	9-14	2.0	4	6	6	1	4	5	62/32	5-6
3/12*	ND	3-9	0.1	0	0	0	0	1	0	9/3	—
3/19	ND	4-15	3.2	4	3	3	0	1	3	65/34	3-3
3/26 (2)	W	7-5	6.0	5	3	2	1	1	7	80/44	6-3
4/2 (1)	L	1-15	4.0	4	2	1	0	3	5	90/49	0-2
4/8 (2)	L	0-1	7.0	5	1	1	0	1	7	109/74	0-1
4/14 (2)	W	3-2	7.0	6	2	2	0	2	7	94/55	3-2
4/21 (2)	L	0-11	4.0	7	5	5	0	3	3	82/44	0-5
<b>TOTALS</b>	<b>2-5</b>	<b>5.83</b>	<b>41.2</b>	<b>42</b>	<b>30</b>	<b>27</b>	<b>3</b>	<b>25</b>	<b>43</b>	<b>743/418</b>	<b>56.3%</b>

\* - denotes relief appearance

#### KELLER'S CAREER STATS

	W	L	ERA	G	GS	CG	IP	H	R	ER	HR	BB	SO	WHIP
<b>2023</b>	2	5	5.83	9	8	0	41.2	42	30	27	3	25	43	1.61
<b>TOTALS</b>	2	5	5.83	9	8	0	41.2	42	30	27	3	25	43	1.61

#### SINGLE-GAME HIGHS & LOWS

2023	CAREER
7.0, (2x), Last: 4/15 (G2) at Harvard	IP 7.0, (2x), Last: 4/15/23 (G1) at Harvard
6, (2x), Last: 3/10 at VCU	Runs 6, (2x), Last: 3/10/23 at VCU
6, (2x), Last: 3/10 at VCU	Earned Runs 6, (2x), Last: 3/10/23 at VCU
7, 4/22 (G2) vs. Princeton	Hits 7, 4/22/23 (G1) vs. Princeton
1, (3x), Last: 3/26 (G2) at Yale	Home Runs 1, (3x), Last: 3/26/23 (G2) at Yale
5, 2/24 at James Madison	Walks 5, 2/24/23 at James Madison
7, (3x), Last: 4/15 (G2) at Harvard	Strikeouts 7, (3x), Last: 4/15/23 (G2) at Harvard
109, 4/8 (G2) vs. Brown	Pitches 109, 4/8/23 (G2) vs. Brown
1 game, (2x), Last: 4/15	Win Streak 1 game, (2x), Last: 4/15/23
2 games, 4/2 - 4/8	Losing Streak 2 games, 4/2/23 - 4/8/23
7.1 IP, 4/8 - 4/15	Scoreless Streak 7.1 IP, 4/8/23 - 4/15/23
2.2 IP, 4/8 (G2) vs. Brown	Hitless Innings to Start 2.2 IP, 4/8/23 (G2) vs. Brown

CORNELL QUICK FACTS

GENERAL INFORMATION

Location . . . . . Ithaca, N.Y.  
 Enrollment (Fall 2022 Undergraduate) . . . . . 15,735  
 Founded . . . . . 1865  
 Nickname . . . . . Big Red  
 School Colors . . . . . Carnelian Red (Pantone 187) and White  
 Conference . . . . . The Ivy League  
 President . . . . . Martha E. Pollack  
 Meakam\*Smith Director of Athletics . . . . . Dr. Nicki Moore  
 Athletics Website . . . . . CornellBigRed.com

HISTORY

Seasons of Baseball . . . . . 152nd  
 First Season . . . . . 1869  
 All-Time Record (Win %) . . . . . 1744-1983-35 (.468)  
 Ivy League Regular-Season Titles (last) . . . . . 6 (2012)  
 Ivy League Championship Titles (last) . . . . . 1 (2012)  
 NCAA Tournament Appearances (last) . . . . . 2 (2012)  
 NCAA Tournament Record (Win %) . . . . . 2-4 (.333)  
 Most Consecutive NCAA Appearances . . . . .  
 College World Series Appearances (last) . . . . . Never  
 National Championships . . . . . None

HOY FIELD

Year Opened (Seasons) . . . . . 1922 (101st)  
 Capacity . . . . . 500  
 All-Time Record (Win %) . . . . . 635-523-8 (.548)  
 Under Dan Pepicelli (Win %) . . . . . 26-39-1 (.402)

BOOTH FIELD

Year Opened (Seasons) . . . . . 2023 (1st)  
 Capacity . . . . . 500  
 All-Time Record (Win %) . . . . . 0-3 (.000)  
 Under Dan Pepicelli (Win %) . . . . . 0-3 (.000)

COACHING STAFF

Head Coach . . . . . Dan Pepicelli (Cortland '90)  
 Record at Cornell . . . . . 81-143-1 (.362)  
 Overall Record . . . . . 302-320-3 (.486)  
 Associate Head Coach . . . . . Tom Ford (Ithaca '79)  
 Assistant Coach . . . . . John Toppa (UConn '19)  
 Volunteer Assistant . . . . . Justin Devoid (Colby-Sawyer '17)

2022 IN REVIEW

Overall Record . . . . . 11-25  
 Ivy League Record (Finish) . . . . . 5-16 (7th)  
 Home Record . . . . . 4-9  
 Road Record . . . . . 7-15  
 Neutral Record . . . . . 0-1  
 Ivy League Championship Series . . . . . Did not qualify  
 NCAA Tournament . . . . . Not selected

2023 TEAM INFORMATION

Returners / Lost . . . . . 24 / 11  
 Newcomers . . . . . 9  
 Fr / So / Jr / Sr . . . . . 9 / 9 / 6 / 9



COMMUNICATIONS

**Jeremy Hartigan**  
 Associate Director of Athletics for Communications  
**Marshall Haim**  
 Assistant Director of Athletic Communications (BB)  
 Phone . . . . . 716.465.4945  
 Email . . . . . mh2348@cornell.edu  
**Matthew Jensen**  
 Assistant Director of Athletic Communications  
**Aaron Kelly**  
 Assistant Director of Athletic Communications

Mailing Address . . . . . Cornell University Athletics  
 Teagle Hall, 512 Campus Road, Ithaca, N.Y., 14853  
 Twitter / Instagram . . . . . @CornellSports  
 Facebook . . . . . /CornellSports

#YELLCORNELL

SCOUTING REPORT

	as of 4/27/23	
<b>.242</b>	BATTING AVG.	<b>&gt;&gt; .285</b>
<b>4.83</b>	RUNS	<b>&gt;&gt; 7.11</b>
<b>1.69</b>	DOUBLES	<b>&gt;&gt; 1.91</b>
<b>0.17</b>	TRIPLES	<b>&gt;&gt; 0.60</b>
<b>0.76</b>	HOME RUNS	<b>&gt;&gt; 0.83</b>
<b>4.38</b>	RBI	<b>&gt;&gt; 6.40</b>
<b>.332</b>	ON-BASE PCT.	<b>&gt;&gt; .377</b>
<b>.372</b>	SLUGGING PCT.	<b>&gt;&gt; .444</b>
<b>46/60 (.767)</b>	STOLEN BASES	<b>&gt;&gt; 42/52 (.808)</b>
<b>7.05</b>	ERA	<b>&gt;&gt; 3.59</b>
<b>6.66</b>	STRIKEOUTS	<b>&gt;&gt; 10.29</b>
<b>.289</b>	OPPONENT AVG.	<b>&gt;&gt; .220</b>
<b>1.85</b>	WHIP	<b>&gt;&gt; 1.32</b>
<b>.961</b>	FIELDING PCT.	<b>&gt;&gt; .976</b>

ABOUT PENN

- ▶ Penn enters this weekend with a 23-13 overall record and an 11-4 mark in Ivy League play, which is tied with Columbia for the lead among the Ancient Eight programs.
- ▶ The Quakers are 15-8 on the road this year, having won nine of its last 10 road contests. Penn fell to Rider, 4-1, on Wednesday which snapped the Quakers' nine-game road win streak.
- ▶ Ben Miller has a team-leading .333 batting average, one of four Quakers hitters to be hitting at a .300 clip. Jackson Appel (.326), Cole Palis (.325), and Davis Baker (.324) are the others.
- ▶ Wyatt Henseler paces Penn's offense in home runs (12) and RBI (48).
- ▶ Pitching has been a strong suit of the Quakers this season with all three mainstays in the rotation having ERAs below 2.50 (Cole Zaffiro - 2.31; Ryan Dromboski - 2.37; Owen Coody - 2.41).
- ▶ The Quakers have struck out 367 batters in 314 innings of work, leading to a 10.52 SO/9 ratio.

136 YEARS | 223 MILES | 289 MEETINGS

▶ Cornell and Penn have met 289 times prior to this weekend's three-game series at Booth Field. The Quakers hold the advantage in the all-time series, 162-125-2.

▶ The Big Red is 68-77 all-time at home against Penn and have won each of the last two contests.

▶ In each of its last 12 home series against Penn, Cornell has posted at least one victory over the Quakers. The last time Penn swept a series against Cornell on its home field was in a four-game series on April 15-16, 1995.

▶ Last year, Cornell was swept in a three-game series at Tommy Lasorda Field at Meiklejohn Stadium, giving up at least 10 runs in all three contests.

▶ Senior left fielder **WILS GUY** had a team-leading four hits with a double and a stolen base in last year's series. Sophomore first baseman **MAX JENSEN** and senior **RYAN ROSS** each chipped in three hits apiece in the series. Jensen had a double and two RBI to his credit. Senior right fielder **SAM KAPLAN** hit a three-run home run in the series finale.



<b>All-Time vs. Penn</b>	<b>125-162-2</b>
<i>in Ithaca, N.Y.</i>	<b>68-77</b>
<i>in Philadelphia, Pa.</i>	<b>57-85-2</b>

LAST 5 GAMES VS. PENN			
DATE	H/A	W/L	SCORE
4/27/19 (2)	H	W	4-3
4/28/19	H	W	8-7
4/16/22 (1)	A	L	1-10
4/16/22 (2)	A	L	4-10
4/17/22	A	L	6-15

GOING FOR THE LONG BALL

▶ Cornell has hit 22 home runs so far this season, currently tied for the 17th-most on record in program history.

▶ With four home runs this weekend against Penn, Cornell would be jump into a tie for the 10th-most home runs hit in a single season by a Big Red squad, matching the output by the team in 1985 (26).

▶ Should Cornell hit three home runs over its final seven regular season contests, it would be the first time Cornell registered at least 25 home runs in consecutive seasons since 2009 and 2010. The Big Red hit a program-record 38 home runs in 2009 before logging 30 in 2010. Last year, the Big Red blasted 33 round-trippers, which stands as the fourth-most in program history.

▶ After hitting 10 home runs over its first 15 games this season, Cornell has 12 home runs in 14 games in the month of April.

▶ Eight of the Big Red's 12 home runs this month have come in multi-home run games (April 1 at Columbia - 3; April 2 at Columbia - 3; April 21 vs. Princeton - 2).

STAT BREAKDOWN

MOST HOME RUNS IN A SINGLE SEASON  
 Since 1977

RK	SEASON	HRs
1.	2009	<b>38</b>
2.	1999	<b>35</b>
3.	2001	<b>34</b>
4.	2022	<b>33</b>
5.	1995	<b>30</b>
	2010	<b>30</b>
7.	1997	<b>27</b>
	2012	<b>27</b>
9.	2002	<b>27</b>
10.	1985	<b>26</b>
▶	<b>T17. 2023</b>	<b>22</b>

2023 IVY LEAGUE STANDINGS

DASHED LINE DENOTES CUTOFF FOR IVY LEAGUE CHAMPIONSHIP SERIES

thru 4/26/23	IVY LEAGUE				OVERALL							
SCHOOL	W-L	PCT	GB	STREAK	W-L	PCT	STREAK	HOME	AWAY	NEUTRAL	RPI	
<b>P</b> Penn	11-4	.733	—	W2	23-13	.639	L1	8-5	15-8	0-0	158	
<b>C</b> Columbia	11-4	.733	—	W3	23-13	.639	W5	10-2	13-11	0-0	96	
<b>H</b> Harvard	10-5	.667	1.0	W1	14-21	.400	W1	4-4	9-14	1-3	256	
<b>P</b> Princeton	10-5	.667	1.0	W4	19-17	.528	W6	6-2	11-15	2-0	113	
<b>Y</b> Yale	8-7	.533	3.0	L2	14-19	.424	L2	2-6	12-13	0-0	249	
<b>B</b> Brown	5-10	.333	6.0	L1	8-23	.258	L1	3-12	4-9	1-2	275	
<b>C</b> Cornell	<b>5-10</b>	<b>.333</b>	<b>6.0</b>	<b>L3</b>	<b>6-23</b>	<b>.207</b>	<b>L3</b>	<b>1-6</b>	<b>5-15</b>	<b>0-2</b>	<b>283</b>	
<b>D</b> Dartmouth	0-15	.000	11.0	L15	1-32	.030	L25	0-11	1-17	0-4	301	

LAST WEEK'S SCORES

Tuesday, April 18

Stonehill 8, Harvard 4

Wednesday, April 19

Columbia 22, Marist 4

Princeton 9, Rider 6

Penn 6, Monmouth 2

Quinnipiac 11, Yale 4

Siena 20, Dartmouth 1 (7 inn.)

Friday, April 21

Princeton 11, Cornell 8

Saturday, April 22

Princeton 8-11, Cornell 5-0

Harvard 4-3, Brown 1-4

Columbia 10-14, Dartmouth 2-13

Yale 4-0, Penn 0-1

Sunday, April 23

Columbia 8, Dartmouth 2

Penn 11, Yale 1

THIS WEEK'S SCORES / SCHEDULE

Tuesday, April 25

Harvard 4, Brown 1

Holy Cross 7, Dartmouth 5

Columbia 11, Army 7

Wednesday, April 26

Princeton 8, NJIT 6

Rider 4, Penn 1

Brown at UConn, canceled

Friday, April 28

Penn at Cornell, 11:30 (DH)

Columbia at Harvard, 12:00 (DH)

Princeton at Yale, 2:00 (DH)

Saturday, April 22

Penn at Cornell, 3:00

Princeton at Yale, 11:00 a.m.

Dartmouth at Brown, 11:30 a.m.\*

Sunday, April 23

Dartmouth at Brown, 12:00

Columbia at Harvard, 12:00

\* - denotes DH

TRADING BASES

► Cornell has stolen 46 bases so far this season, averaging 1.59 steals per game, ranking 55th nationally. The Big Red's 46 steals are the third-most by an Ivy League program, trailing Yale (70) and Columbia (53).

► With three steals this weekend, Cornell will match its season high from last season (49). The last time the Big Red had at least 49 steals in consecutive seasons was in 2012 (55) and 2013 (62).

► Should the Big Red register at least four stolen bases this weekend against Penn, it would be Cornell's first 50-steal season as a program since 2013 when it had 62 steals, which is tied for the fifth-most stolen bases in a single season.

► Sophomore center fielder **JAKOBI DAVIS** has 12 stolen bases this season, the most by a Big Red player since **JD WHETSEL** (19) and **SPENSER SOUZA** (12) in 2013. Davis' 12 steals this season are tied for the 24th-most by a Cornell player.

► If sophomore catcher/designated hitter **JOHN QUINLAN** or sophomore shortstop **RYAN PORTER** — who both have seven steals this year — post three steals this weekend, they would join Davis in having a double-digit steal total. The last time Cornell had multiple players with 10-plus steals in a season was in 2014 when **TOM D'ALESSANDRO** had a team-high 17 stolen bases and **JD WHETSEL** was right behind with 15.

SEEING DOUBLE (PLAYS)

► Cornell turned three doubles plays — in the first three innings — of its first game against Princeton last Friday in the inaugural game at Booth Field.

► It was the third time this season in which Cornell turned a trio of twin killings in a game, joining the March 5 contest against then-No. 5-ranked Wake Forest and in the following game against VCU on March 10.

► The Big Red is averaging 0.79 double plays turned per game, which is ranked 69th nationally. Only Columbia (0.94) is the lone Ivy League program to average more double plays per game than Cornell.

► The trio of games with three double plays turned in a game are the most since having four games with three double plays turned in 2019.



AROUND THE IVY LEAGUE

PLAYERS OF THE WEEK

	Award	PLAYER
Feb. 27	Player	<b>P</b> Scott Bandura
	Pitcher	<b>H</b> Chris Clark
	Rookie	<b>H</b> William Lybrook
March 6	Player	<b>C</b> Seth Dardar
	Pitcher	<b>P</b> Owen Coady
	Rookie	<b>B</b> Carter Rasmussen
March 13	Player	<b>C</b> Griffin Palfrey
	Pitcher	<b>C</b> Andy Leon
	Rookie	<b>P</b> Davis Baker
March 20	Player	<b>P</b> Seth Werchan
	Pitcher	<b>P</b> Tom Chmielewski
	Rookie	<b>P</b> Davis Baker
March 27	Player	<b>P</b> Kyle Vinci
	Pitcher	<b>P</b> Justin Kim
	Rookie	<b>P</b> Ryan Taylor
April 4	Player	<b>C</b> Seth Dardar
	Pitcher	<b>Y</b> Colton Shaw
	Rookie	<b>P</b> Davis Baker
April 10	Player	<b>C</b> Cole Hage
	Pitcher	<b>P</b> Ryan Dromboski
	Rookie	<b>B</b> Mark Henshon
April 17	Player	<b>P</b> Wyatt Henseler
	Pitcher	<b>P</b> Ryan Dromboski
	Rookie	<b>Y</b> Daniel Cohen
April 24	Player	<b>P</b> Kyle Vinci
	Pitcher	<b>P</b> Cole Zaffiro
	Rookie	<b>P</b> Jake Bold

2023 IVY LEAGUE PRESEASON POLL

	SCHOOL (FIRST-PLACE VOTES)	PTS
1.	<b>C</b> Columbia (12)	124
2.	<b>P</b> Penn (3)	113
3.	<b>D</b> Dartmouth (1)	91
4.	<b>H</b> Harvard	75
5.	<b>Y</b> Yale	68
6.	<b>B</b> Brown	45
7.	<b>P</b> Princeton	31
8.	<b>C</b> Cornell	29

## BOOTH FIELD



*Rich Booth '82 delivers the first pitch at the dedication of Booth Field on Saturday, April 21, 2023.*

*Dave Burbank/Cornell Athletics*

After spending over 100-plus years at its legendary, and storied, Hoy Field, the Cornell baseball team officially moved to Booth Field — its brand-new, off-campus facility — last Friday (April 21).

Booth Field is named in honor of former Cornell pitcher **RICH BOOTH '82**, who has shown “extraordinary leadership and generosity — much of its anonymous — over the last four decades.”

The facility will feature many state-of-the-art amenities for the Cornell baseball team, including a 1500-square foot team room and lounge, 1500-square foot locker room, and a 7000-square foot indoor area for batting cages and pitching mounds. A nutrition station, Hall of Fame area, and a coaches room will also be included at the facility, which is still under construction and is scheduled to be completed before to the beginning of the 2024 season.

### BOOTH FIELD FIRSTS (ALL OCCURRED ON 4/7/23 UNLESS DENOTED)

**GAME:** Friday, April 21, 2023  
(Princeton 11, Cornell 8)

**CORNELL WIN:** Has not happened

**ATTENDANCE:** 397

**TIME OF GAME | TEMPERATURE:** 2:21 | 84°F

**FIRST PITCH:** 3:33 p.m. by Spencer Edwards, Cornell;  
fastball, ball

**BATTER:** Matt Scannell, Princeton (homered)

**PLATE UMPIRE:** Mike Lum

**HIT:** Home run by Matt Scannell, 1st inning, none on

**RUN:** Matt Scannell, Princeton (homered)

**SINGLE:** Brendan Cumming, Princeton, 1st inning

**DOUBLE:** Max Jensen, Cornell, 1st inning

**TRIPLE:** Jakobi Davis, Cornell, 2nd inning

**FIRST RBI:** Matt Scannell, Princeton, 1st inning (homered)

**HOME RUN:** Matt Scannell, Princeton,  
(1st inning off Spencer Edwards)

**TWO-RUN HOME RUN:** Kyle Vinci, Princeton,  
(4th inning off Spencer Edwards)

**THREE-RUN HOME RUN:** Kyle Vinci, Princeton,  
(7th inning off Carson Mayfield)

**GRAND SLAM:** Kyle Vinci, Princeton, 4/8/23,  
(7th inning off Von Baker)

**PINCH-HIT HOME RUN:** Never happened

**INSIDE-THE-PARK HOME RUN:** Never happened

**WINNING PITCHER:** Jackson Emus, Princeton (starter)

**LOSING PITCHER:** Spencer Edwards, Cornell (starter)

**SAVE:** Jacob Faulkner, Princeton

**PUTOUT:** Matt Barnhorst, Cornell (first out of 6-4-3 DP)

**ASSIST:** Ryan Porter, Cornell (GIDP to shortstop)

**ERROR:** Noah Granet, Princeton, fielding

**CG SHUTOUT:** Tom Chmielewski, Princeton, 4/8/23

**WALK:** Cornell's John Quinlan by  
Princeton's Jackson Emus, 1st inning

**STRIKEOUT:** Princeton's Kyle Vinci by  
Cornell's Spencer Edwards, 1st inning

**STOLEN BASE:** Scott Bandura, Princeton, 4th inning

**DOUBLE PLAY:** Porter to Barnhorst to Jensen, Cornell, 1st  
inning

**TRIPLE PLAY:** Has not happened

**BALK:** Has not happened

**ONE-HITTER:** Has not happened

**NO-HITTER:** Has not happened





2023 BIG RED HOME RUNS

PLAYER	HR	vL	vR	ROAD /		RUNNERS ON				OUTS			GO		DIRECTION					TEAM	DATE / OPP	LAST HR						
				HOME	NEUTRAL	0	1	2	3	0	1	2	TIED	AHEAD	LF	LC	CF	RC	RF			W-L	PITCHER	AB	SINCE			
Franco Alonso	—	—	—	—	—	—	—	—	—	—	—	—	—	—	—	—	—	—	—	—	—	—	—	—	—	—	—	20
Matt Barnhorst	2	—	2	—	2	1	—	—	1	—	1	1	—	1	—	2	—	—	—	—	1-1	3/24 at Yale	Shaw	29				
Jakobi Davis	2	1	1	1	1	1	1	—	—	—	1	1	—	—	—	—	—	1	1	0-2	4/21 vs. Princeton	Kim	6					
Elijah Diaz	—	—	—	—	—	—	—	—	—	—	—	—	—	—	—	—	—	—	—	—	—	—	—	—	—	—	17	
Wils Guy	1	—	1	—	1	1	—	—	—	—	1	—	1	—	1	—	—	—	—	0-1	3/18 (G2) at GMU	Gartland	47					
Joe Hollerbach	2	1	1	—	2	—	1	1	—	1	—	1	—	1	—	1	—	—	1	0-2	4/1 at Columbia	Leon	55					
William Jaun	—	—	—	—	—	—	—	—	—	—	—	—	—	—	—	—	—	—	—	—	—	—	—	—	—	—	—	
Max Jensen	1	—	1	—	1	—	1	—	—	—	1	—	—	1	—	—	—	—	1	1-0	4/2 (G2) at Columbia	Palfrey	44					
Sam Kaplan	3	1	2	2	1	1	1	1	—	—	—	3	1	—	1	1	—	1	1-2	4/21 vs. Princeton	Emus	9						
Braden Mack	—	—	—	—	—	—	—	—	—	—	—	—	—	—	—	—	—	—	—	—	—	—	—	—	—	—	27	
Kyle Musser	—	—	—	—	—	—	—	—	—	—	—	—	—	—	—	—	—	—	—	—	—	—	—	—	—	—	59	
Ryan Porter	2	1	1	—	2	1	1	—	—	—	—	2	—	—	1	1	—	—	—	1-1	4/15 (G1) at Harvard	Thomas	14					
John Quinlan	1	—	1	—	1	—	—	1	—	—	1	—	—	—	—	—	—	—	1	0-1	3/4 vs. PFW	Fine	96					
Ryan Ross	2	2	—	—	2	1	—	1	—	1	1	—	—	—	—	—	—	—	2	1-1	4/2 (G2) at Columbia	Ogden	15					
Shane Russell	—	—	—	—	—	—	—	—	—	—	—	—	—	—	—	—	—	—	—	—	—	—	—	—	—	—	56	
TJ Swidorski	1	—	1	—	1	—	1	—	—	—	—	1	—	1	—	—	—	—	0-1	2/25 at JMU	Murphy	36						
Beck Urofsky	—	—	—	—	—	—	—	—	—	—	—	—	—	—	—	—	—	—	—	—	—	—	—	—	—	—	3	
Matthew Walters	—	—	—	—	—	—	—	—	—	—	—	—	—	—	—	—	—	—	—	—	—	—	—	—	—	—	3	
Nathan Waugh	5	1	4	1	4	1	3	1	—	1	2	2	—	2	1	2	1	—	1	3-2	4/15 (G2) at Harvard	Matson	14					
Caden Wildman	—	—	—	—	—	—	—	—	—	—	—	—	—	—	—	—	—	—	—	—	—	—	—	—	—	—	14	

2-HR GAMES (0)

PLAYER DATE/OPP

— —

GRAND SLAMS (1)

PLAYER DATE/OPP

Matt Barnhorst 3/24 at Yale

LEADOFF HOME RUNS (0)

PLAYER DATE/OPP

— —

INSIDE-THE-PARK HR (0)

PLAYER DATE/OPP

— —

3-HR GAMES (0)

PLAYER DATE/OPP

— —

PINCH-HIT HR (0)

PLAYER DATE/OPP

— —

WALK-OFF HR (0)

PLAYER DATE/OPP

— —

BACK-TO-BACK HR (0)

PLAYER DATE/OPP

— —

BIG RED MISCELLANEOUS BATTING

PLAYER	MULTI-HIT GAMES						MULTI-RBI GAMES						HIT STREAKS					HITS			
	2	3	4	5+	TOTAL	CAREER	2	3	4	5+	TOTAL	CAREER	5-9	10-14	15+	ACTIVE	2023 HIGH	CAREER HIGH	INFIELD	BUNT	
Franco Alonso	—	—	—	—	—	0	—	—	—	—	—	0	—	—	—	0	—	—	—	—	—
Matt Barnhorst	2	1	—	—	3	9	—	1	1	—	2	5	—	—	—	1	3 (3/5 - 3/11)	5 games, 2022	1	—	
Jakobi Davis	2	1	—	—	3	6	3	—	—	—	3	6	1	—	—	0	6 (3/12 - 3/26)	6 games, 2023	4	—	
Elijah Diaz	—	—	—	—	—	0	—	—	—	—	—	0	—	—	—	0	1, twice (4/2)	1 game, 2023	1	—	
Wils Guy	5	—	—	—	5	16	—	—	—	—	6	6	1	—	—	1	8 (3/26 - 4/15)	8 games, 2023	1	—	
Joe Hollerbach	5	1	—	—	6	20	1	2	—	3	8	8	—	—	—	2	4 (3/26 - 4/2)	8 games, 2022	2	1	
William Jaun	—	—	—	—	—	—	—	—	—	—	—	—	—	—	—	—	—	—	—	—	
Max Jensen	4	1	—	—	5	17	3	2	—	5	11	11	2	—	—	0	7 (3/19 - 4/2)	8 games, 2022	—	—	
Sam Kaplan	9	—	—	—	9	16	1	1	—	1	3	11	3	—	—	0	7 (4/8 - 4/21)	7 games, 2023	—	—	
Braden Mack	—	—	—	—	—	1	—	—	—	—	0	0	—	—	—	—	—	—	—	—	
Kyle Musser	—	1	—	—	1	1	2	—	—	2	2	2	—	—	—	1	4 (3/10 - 3/18)	4 games, 2023	1	—	
Ryan Porter	3	—	—	—	3	9	1	—	—	1	7	7	—	—	—	0	3, twice (4/4 - 4/8)	4 games, 2022-23	4	—	
John Quinlan	3	3	—	—	6	6	—	1	—	1	1	1	—	—	—	0	5 (3/19 - 4/1)	5 games, 2023	6	—	
Ryan Ross	2	—	—	—	2	5	—	1	—	1	5	5	—	—	—	1	3 (4/2 - 4/4)	3 games, 2023	1	1	
Shane Russell	—	—	—	—	—	2	—	—	—	—	1	1	—	—	—	1	1 (4/8)	2 games, 2020	—	—	
TJ Swidorski	2	—	—	—	2	2	1	—	—	1	1	1	—	—	—	0	3 (2/25 - 3/5)	3 games, 2023	—	—	
Beck Urofsky	—	—	—	—	—	0	—	—	—	—	0	0	—	—	—	0	—	—	—	—	
Matthew Walters	—	—	—	—	—	0	—	—	—	—	0	0	—	—	—	0	—	—	—	—	
Nathan Waugh	5	—	2	—	7	15	3	—	2	—	5	9	2	—	—	6	6, twice (4/14 - 4/22)	6, (2x), 2023	1	—	
Caden Wildman	—	—	—	—	—	0	—	—	—	—	0	0	—	—	—	0	1 (3/10)	1 game, 2023	—	—	



THE TED THOREN HEAD COACH OF CORNELL BASEBALL



**DAN PEPICELLI**  
8TH SEASON AT CORNELL

#24

**Years in Role:** 8th Season as Head Coach  
**College:** SUNY Cortland '90  
**Coaching Location:** Dugout

CORNELL • 2016 - PRESENT

▶ Entering his eighth season at the helm of the Cornell baseball program, Pepicelli is just the fourth Cornell head coach over the last 60 years, joining **TED THOREN** (1962-90), **TOM FORD** (1991-08), and **BILL WALKENBACH** (2009-15).

▶ Earned his 300th career head coaching victory with a 13-3 win over crosstown rival Ithaca at Hoy Field on April 4.

▶ His 81 career victories with the Big Red is already the fifth-most in program history. With seven more victories this season, Pepicelli would be in sole possession of the fourth-most wins on East Hill.

▶ Under his tutelage, Cornell has produced 19 All-Ivy League selections — including five First Team and six Second Team selections — and four selections in the Major League Baseball Amateur Draft.

▶ In Pepicelli's second season with the program in 2017, he helped guide the Big Red to its first winning season in four years, posting a 21-17 overall record. The Big Red finished 9-11 in Ivy League play.

▶ Cornell has won at least 14 games in all but one season, excluding the shortened 2020 season.

CLEMSON • 2010-15

▶ Following a successful nine-year tenure at St. John Fisher in suburban Rochester, N.Y., Pepicelli headed to Clemson, S.C., to join the Tigers staff.

▶ He was an assistant coach for one year, an assistant head coach for two years, and an associate head coach for three years. All six years on staff Pepicelli aided Clemson to an appearance in the NCAA Tournament.

▶ The Tigers had a 231-149 (.608) record in his time with the program. Pepicelli became the first pitching coach to lead a staff to the College World Series in his first season with the team.

▶ For four consecutive seasons from 2011-14, Pepicelli guided the Tigers to have a team ERA below 4.00. He recruited and developed **MATT CROWNOVER**, who earned freshman All-America accolades in 2013 and was named the ACC's Pitcher of the Year in 2015.

▶ Played instrumental in assembling *Baseball America's* ninth-ranked recruiting class in 2015.

▶ Ten Clemson pitchers were selected in the Major League Baseball's Amateur Draft during tenure.

ST. JOHN FISHER • 2001-09

▶ Spent nine seasons as the head coach and assistant athletic director at St. John Fisher from 2001-09. During his time with the Cardinals, he was a two-time Empire 8 Coach of the Year (2001 and 2007), with the latter coming during the Cardinals' first-ever run to the Division III College World Series.

▶ In final seven seasons with St. John Fisher, the Cardinals posted winning seasons leading to Pepicelli being the program's all-time winningest head coach at the time of his departure.

▶ Team garnered national recognition for sportsmanship in 2008 following the ECAC Championship, in which a line-drive foul ball struck the opposing team's third-base coach in the head. Despite St. John Fisher trailing in the ninth inning, Pepicelli and his team conceded the game, ending any hope of reaching the NCAA Tournament. The Committee on Sportsmanship and Ethical Conduct presented Pepicelli's team with the NCAA's All-Divisions Sportsmanship Award for its decision.

▶ In addition to serving as the team's head coach, Pepicelli was the head strength and conditioning coach, where he served on the NCAA Competitive Safeguards Committee. He is a certified Strength & Conditioning Specialist and is a member of the National Strength and Conditioning Association.

HARTWICK • 1996-00

▶ Opened collegiate coaching career at Hartwick, where he was an assistant coach for three years before being promoted to head coach for two seasons.

PERSONAL

▶ A native of Schenectady, N.Y., Pepicelli graduated from Cicero-North Syracuse HS, and played at three colleges in the Central New York region.

▶ Named an all-region selection in two seasons with Mohawk Valley Community College, Pepicelli then earned his bachelor of sciences degree in Economics and Management from SUNY Cortland after playing one year with the Red Dragons. He was also an all-conference selection in his one year at Oneonta State.

▶ Pepicelli is married to the former Robyn Molloy, who played for and served as an assistant coach with Syracuse's women's soccer team. She also earned national titles as a player and coach at Monroe Community College. The couple has a daughter, Mia, and a son, Owen.

PEPICELLI'S YEAR-BY-YEAR HEAD COACHING RECORD

YEAR	SCHOOL	OVERALL	NOTE
1999	Hartwick	9-22 (.290)	
2000	Hartwick	12-18 (.400)	
2001	St. John Fisher	19-14 (.576)	Set then-wins record in at SJFU
2002	St. John Fisher	15-19 (.441)	
2003	St. John Fisher	16-16 (.500)	
2004	St. John Fisher	27-14 (.659)	SJFU's first 20-win season
2005	St. John Fisher	22-15 (.595)	
2006	St. John Fisher	26-15 (.634)	Third straight 20-win season
2007	St. John Fisher	28-13 (.683)	NCAA Tournament appearance
2008	St. John Fisher	25-14-2 (.634)	NCAA Sportsmanship Award
2009	St. John Fisher	22-17 (.564)	
2016	Cornell	14-24 (.368)	
2017	Cornell	21-17 (.553)	CU's first 20-win year since '13
2018	Cornell	14-22-1 (.392)	
2019	Cornell	14-24 (.368)	
2020	Cornell	1-8 (.111)	Season cut short (pandemic)
2021	Cornell	— NO SEASON (COVID-19 PANDEMIC) —	
2022	Cornell	11-25 (.306)	Two All-Ivy selections
2023	Cornell	6-23 (.207)	
<b>Hartwick (2 seasons)</b>		<b>21-40 (.344)</b>	
<b>St. John Fisher (9 seasons)</b>		<b>200-137-2 (.593)</b>	
<b>Cornell (8 seasons)</b>		<b>81-143-1 (.362)</b>	
<b>Career (20 seasons)</b>		<b>302-320-3 (.486)</b>	

2023 CORNELL BASEBALL COACHING STAFF



**TOM FORD** #14  
33RD SEASON AT CORNELL

**Years in Role:** 15th season as Associate HC  
**College:** Ithaca '79  
**Coaching Location:** Dugout

▶ Ford enters his 33rd overall season with the Big Red and his 15th in his current role as an associate head coach.

▶ His time on East Hill began in 1991 when he took over for the legendary **TED THOREN** as head coach. He was head coach of the Big Red from 1991 until 2008, amassing a record of 264-440-2 during his tenure.



**JOHN TOPPA** #27  
2ND SEASON AT CORNELL

**Years in Role:** 1st season as Assistant Coach  
**College:** UConn '19  
**Coaching Location:** Third Base Coaching Box

▶ Toppa, a former standout at UConn, enters his second season on the Cornell baseball coaching staff. This season will be his first as an assistant coach, after serving as a volunteer assistant in 2021.

▶ Helped guide **MAX JENSEN** and **SAM KAPLAN** each earn All-Ivy Second Team honors in 2022, following a nearly two-year hiatus from competition due to the COVID-19 pandemic.



**JUSTIN DEVOID** #44  
1ST SEASON AT CORNELL

**Years in Role:** 1st season as Volunteer Assistant  
**College:** Colby-Sawyer '17  
**Coaching Location:** First Base Coaching Box

▶ Devoid enters his first season with the Cornell baseball coaching staff after serving as an assistant coach at St. Lawrence, a northern New York-based Division III school, for the past two seasons.

▶ In final year with the Saints, aided program to a 19-16 overall mark which served as its first winning season since 2014.

## THE LAST TIME...

## A CORNELL TEAM SCORED...

10+ Runs in a Game	<b>11, at Harvard (4/15/23 - G1 - W, 11-6)</b>
15+ Runs in a Game	15, vs. Princeton (4/20/19 - G2 - W, 15-9)
20+ Runs in a Game	27, at Towson (4/5/17 - W, 27-14)
25+ Runs in a Game	27, at Towson (4/5/17 - W, 27-14)
5+ Runs in an Inning	<b>7, at Harvard (4/15/23 - G1 - T4 - W, 11-6)</b>
6+ Runs in an Inning	<b>7, at Harvard (4/15/23 - G1 - T4 - W, 11-6)</b>
7+ Runs in an Inning	<b>7, at Harvard (4/15/23 - G1 - T4 - W, 11-6)</b>
8+ Runs in an Inning	8, vs. Yale (4/2/22 - G2 - B7 - W, 12-9)
9+ Runs in an Inning	12, at Harvard (4/10/11 - G2 - T2 - W, 18-5)
10+ Runs in an Inning	12, at Harvard (4/10/11 - G2 - T2 - W, 18-5)
10+ Runs in Consecutive Games	<b>10, at Columbia (4/2/23 - G2 - W, 13-8)</b> <b>13, vs. Ithaca (4/4/23 - W, 13-3)</b>
10+ Runs in 3+ Straight Games	15, at James Madison (3/15/14 - G1 - L, 15-16) 17, at James Madison (3/15/14 - G2 - W, 17-8) 14, at James Madison (3/16/14 - W, 14-8 - 10 inn.)
10+ Runs in 4+ Straight Games	16, at Virginia (4/7/1902 - W, 16-10) 10, at Navy (4/9/1902 - W, 10-6) 11, vs. Rochester (4/12/1902 - W, 11-1) 12, vs. Niagara (4/19/1902 - W, 12-4) 10, vs. Columbia (4/26/1902 - W, 10-7)

## A CORNELL TEAM RECORDED...

15+ Hits in a Game	<b>18, at Columbia (4/2/23 - G2 - W, 13-8)</b>
20+ Hits in a Game	28, at Towson (4/5/17 - W, 27-14)
25+ Hits in a Game	28, at Towson (4/5/17 - W, 27-14)
5+ Doubles in a Game	<b>6, at Columbia (4/2/23 - G2 - W, 13-8)</b>
6+ Doubles in a Game	<b>6, at Columbia (4/2/23 - G2 - W, 13-8)</b>
7+ Doubles in a Game	7, at George Mason (3/12/17 - W, 9-3)
8+ Doubles in a Game	9, at James Madison (3/15/14 - G1 - L, 15-16)
9+ Doubles in a Game	9, at James Madison (3/15/14 - G1 - L, 15-16)
2+ Triples in a Game	3, vs. Dartmouth (4/23/22 - G1 - W, 12-7)
3+ Triples in a Game	3, vs. Dartmouth (4/23/22 - G1 - W, 12-7)
4+ Triples in a Game	4, at Bucknell (3/4/00 - G2 - W, 8-6)
3+ Home Runs in a Game	<b>3, at Columbia (4/2/23 - G2 - W, 13-8)</b>
4+ Home Runs in a Game	4, vs. Dartmouth (4/23/22 - G1 - W, 12-7)
5+ Home Runs in a Game	5, at James Madison (3/15/14 - G1 - L, 15-16)
Leadoff Home Run	Adam Saks, at Harvard (4/13/19 - G2 - L, 1-7)
Back-to-Back Home Runs	Ryan Porter (2-run) & Matt Barnhorst (solo), vs. Harvard (3/25/22 - G2 - L, 5-11)
Back-to-Back-to-Back Home Runs	Chris Cruz (3-run), Spencer Scorza (solo), & Ryan Karl (solo), at James Madison (3/15/14 - G2 - W, 17-8)

Drew 10+ Walks in a Game	12, vs. Binghamton (4/20/22 - W, 10-9 - 10 inn.)
Drew 15+ Walks in a Game	16, at Bucknell (5/1/96 - G1 - W, 18-3)
Hit by 3+ Pitches in a Game	<b>3, at Yale (3/24/23 - W, 5-3)</b>
Hit by 4+ Pitches in a Game	4, vs. Harvard (3/26/22 - L, 11-12)
Hit by 5+ Pitches in a Game	5, at Yale (4/5/14 - G2 - W, 6-4)
Hit by 6+ Pitches in a Game	7, at Penn (4/15/06 - G2 - W, 23-10)
Hit by 7+ Pitches in a Game	7, at Penn (4/15/06 - G2 - W, 23-10)
4+ Stolen Bases in a Game	<b>5, vs. Princeton (4/22/23 - G1 - L, 5-8)</b>
5+ Stolen Bases in a Game	<b>5, vs. Princeton (4/22/23 - G1 - L, 5-8)</b>
6+ Stolen Bases in a Game	7, at Coppin State (3/5/22 - G2 - W, 14-5)
7+ Stolen Bases in a Game	7, at Coppin State (3/5/22 - G2 - W, 14-5)
8+ Stolen Bases in a Game	9, at George Washington (3/9/14 - G2 - W, 8-1)
9+ Stolen Bases in a Game	9, at George Washington (3/9/14 - G2 - W, 8-1)
10+ Stolen Bases in a Game	10, vs. Sampson Air Force Base (6/2/52 - W, 8-3)

## A CORNELL PITCHING STAFF...

Threw a No-Hitter	Connor Kaufmann, vs. Dartmouth (4/1/12 - W, 2-0)
Threw a Combined No-Hitter	Kerry Brooks (3 inn.), Rob Wilson (3 inn.), Doug Petillo (1 inn.), vs. Rochester (4/5/89 - G1 - W, 2-1)
Threw a Perfect Game	Gary Gronowski, vs. Oneonta (5/11/76 - W, 1-0)
Shutout an Opponent	at Brown (5/7/22 - G2 - W, 3-0)
Shutout an Ivy League Opponent	at Brown (5/7/22 - G2 - W, 3-0)
Posted Consecutive Shutouts	vs. Oneonta (5/2/86 - G1 - W, 4-0) vs. Oneonta (5/2/86 - G2 - W, 5-0)
Struck out 10+ Batters	<b>11, vs. Princeton (4/22/23 - G1 - L, 5-8)</b>
Struck out 11+ Batters	<b>11, vs. Princeton (4/22/23 - G1 - L, 5-8)</b>
Struck out 12+ Batters	14, vs. Niagara (2/29/20 - G2 - L, 6-8)
Struck out 13+ Batters	14, vs. Niagara (2/29/20 - G2 - L, 6-8)
Struck out 14+ Batters	14, vs. Niagara (2/29/20 - G2 - L, 6-8)
Struck out 15+ Batters	15, vs. Canisius (4/4/18 - W, 6-5)
Struck out 16+ Batters	18, at Princeton (4/29/09 - W, 9-0)
Struck out 17+ Batters	18, at Princeton (4/29/09 - W, 9-0)
Struck out 18+ Batters	18, at Princeton (4/29/09 - W, 9-0)

## A CORNELL TEAM ALLOWED...

10+ Runs in a Game	<b>11, vs. Princeton (4/22/23 - G2 - L, 0-11 - 7 inn.)</b>
15+ Runs in a Game	<b>15, at Columbia (4/2/23 - G1 - L, 1-15)</b>
20+ Runs in a Game	21, at Coppin State (3/6/22 - L, 2-21)
25+ Runs in a Game	31, at UC Santa Barbara (3/25/04 - L, 3-31)
5+ Runs in an Inning	<b>5, vs. Princeton (4/22/23 - G2 - T7 - L, 0-11 - 7 inn.)</b>
6+ Runs in an Inning	<b>7, vs. Brown (4/8/23 - T3 - L, 8-12)</b>
7+ Runs in an Inning	<b>7, vs. Brown (4/8/23 - T3 - L, 8-12)</b>
8+ Runs in an Inning	<b>8, at Yale (3/26/23 - B1 - L, 2-12)</b>
9+ Runs in an Inning	<b>11, at George Mason (3/19/23 - B5 - L, 4-15)</b>
10+ Runs in an Inning	<b>11, at George Mason (3/19/23 - B5 - L, 4-15)</b>

## A CORNELL TEAM DEFENSIVELY...

Committed 5+ Errors in a Game	6, vs. Binghamton (4/20/22 - W, 10-9 - 10 inn.)
Committed 6+ Errors in a Game	6, vs. Binghamton (4/20/22 - W, 10-9 - 10 inn.)
Committed 7+ Errors in a Game	7, at Le Moyne (4/15/97 - L, 8-14)
Committed 8+ Errors in a Game	8, at Pacific (3/20/96 - L, 7-18)
Committed 9+ Errors in a Game	10, vs. Le Moyne (4/8/92 - G1 - L, 3-19)
Committed 10+ Errors in a Game	10, vs. Le Moyne (4/8/92 - G1 - L, 3-19)
Turned 3+ Double Plays in a Game	<b>3, vs. Princeton (4/21/22 - L, 8-11)</b>
Turned 4+ Double Plays in a Game	4, vs. Penn (4/24/11 - G2 - L, 2-10)
No Errors in 3+ Straight Games	4 games (5/3/22 - 5/8/22)
No Errors in 4+ Straight Games	4 games (5/3/22 - 5/8/22)

## A CORNELL TEAM...

Played an Extra-Inning Game	vs. Binghamton (4/20/22 - W, 10-9 - 10 inn.)
Played a Top-25 Team	<b>at #5 Wake Forest (3/5/23 - L, 3-10)</b>
Swept a Doubleheader	<b>at Harvard (4/15/23 - W, 11-6; W, 3-2)</b>
Swept a 3-Game Series	at Villanova (3/22/13 - 3/24/13)
Swept a 3-Game Ivy League Series	Not on record
Swept a 4-Game Series	at Maryland Eastern Shore (3/2/12 - 3/4/12)
Swept a 4-Game Ivy League Series	vs. Penn (4/23/05 - 4/24/05)
Swept in Doubleheader	<b>at Princeton (4/22/22 - L, 5-8; L, 0-11 - 7 inn.)</b>
Swept in 3-Game Series	<b>vs. Princeton (4/21/23 - 4/22/23)</b>
Swept in 3-Game Ivy League Series	<b>vs. Princeton (4/21/23 - 4/22/23)</b>
Swept in 4-Game Series	at Columbia (4/18/15 - 4/19/15)
Swept in 4-Game Ivy League Series	at Columbia (4/18/15 - 4/19/15)

*Bold denotes occurred during 2023 season*

THE LAST TIME...

A CORNELL INDIVIDUAL...

Scored 4+ Runs in a Game	4, Sam Kaplan, vs. Dartmouth (4/23/22 - G1 - W, 12-7)
Scored 5+ Runs in a Game	5, Will Simoneit, at Towson (4/5/17 - W, 24-17)
Recorded 4+ Hits in a Game	<b>4, Nathan Vaughn, vs. Princeton (4/22/23 - G1 - L, 5-8)</b>
Recorded 5+ Hits in a Game	5, Will Simoneit, at Army (4/3/19 - W, 4-1)
Recorded 6+ Hits in a Game	6, Trey Baur, at Towson (4/5/17 - W, 24-17)
Recorded 2+ Doubles in a Game	<b>2, Nathan Vaughn, at Columbia (4/2/23 - G2 - W, 13-8)</b>
Recorded 3+ Doubles in a Game	3, Max Jensen, vs. Yale (4/2/22 - G2 - W, 12-9)
Recorded 2+ Triples in a Game	2, Sam Kaplan, vs. Dartmouth (4/23/22 - G1 - W, 12-7)
Recorded 3+ Triples in a Game	3, Steve Caputi, vs. Cortland (4/30/79 - W, 15-11)
Had a Multi-Home Run Game	2, Will Simoneit, vs. Penn (4/28/19 - W, 8-7)
Had a 3-Home Run Game	3, Dale Wickham, vs. Princeton (4/30/16 - W, 4-3)
Hit a Grand Slam	<b>Matt Barnhorst, at Yale (3/24/22 - W, 5-3)</b>
Recorded 5+ RBI in a Game	<b>5, Sam Kaplan, vs. Ithaca (4/4/23 - W, 13-3)</b>
Recorded 6+ RBI in a Game	6, Ellis Bitar, vs. Penn (4/21/18 - G1 - W, 10-9)
Recorded 7+ RBI in a Game	7, Adam Jacobs, at UNC Greensboro (3/20/07 - L, 12-13 - 10 inn.)
Recorded 8+ RBI in a Game	8, Ira Degenhardt, vs. Seton Hall (6/9/27 - W, 11-5)
Drew 3+ Walks in a Game	<b>3, Jakobi Davis, at Harvard (4/15/23 - G1 - W, 11-6)</b>
Drew 4+ Walks in a Game	4, Justin Taylor, at Baylor (2/23/19 - L, 3-10)
Drew 5+ Walks in a Game	5, Steve Caputi, at Hawai'i-Hilo (3/21/79 - W, 9-8)
Stole 2+ Bases in a Game	<b>3, Ryan Porter, vs. Princeton (4/22/23 - G1 - L, 5-8)</b>
Stole 3+ Bases in a Game	<b>3, Ryan Porter, vs. Princeton (4/22/23 - G1 - L, 5-8)</b>
Stole 4+ Bases in a Game	6, Tom D'Alessandro, at George Washington (3/9/14 - G2 - W, 8-1)
Stole 5+ Bases in a Game	6, Tom D'Alessandro, at George Washington (3/9/14 - G2 - W, 8-1)
Stole 6+ Bases in a Game	6, Tom D'Alessandro, at George Washington (3/9/14 - G2 - W, 8-1)
Hit by 2+ Pitches in a Game	2, Jason Apostle, vs. Columbia (4/30/22 - G2 - L, 2-5)
Hit by 3+ Pitches in a Game	3, Mickey Brodsky, vs. Harvard (4/8/08)
Recorded Walk-Off Win	Max Jensen (hit by pitch), vs. Binghamton (4/20/22 - W, 10-9 - 10 inn.)
Recorded Walk-Off Win on Batted Ball	Matt Barnhorst (sacrifice fly), vs. Yale (4/2/22 - G1 - W, 2-1)
Recorded Walk-Off Home Run	Will Simoneit (3-run), vs. Penn (4/28/19 - W, 8-7)
Recorded a 10-Game Hit Streak	11 games, Will Simoneit (2019)
Recorded a 15-Game Hit Streak	16 games, Brian Billigen (2012)
Recorded a 15-Game On-Base Streak	26 games, Adam Saks (2019)
Recorded a 20-Game On-Base Streak	26 games, Adam Saks (2019)
Recorded a 30-Game On-Base Streak	40 games, Nathan Ford (2009)
Recorded a 30-Game On-Base Streak	40 games, Nathan Ford (2009)

A CORNELL PITCHER...

Threw a 7-Inning No-Hitter	Connor Kaufmann, vs. Dartmouth (4/1/12 - W, 2-0)
Threw a 9-Inning No-Hitter	Larry Rafalski, vs. Hartwick (4/25/68 - W, 7-0)
Threw a Perfect Game	Gary Gronowski, vs. Oneonta (5/11/76 - W, 1-0) - 7-inning game
Threw a 7-Inning Complete Game	Tim Willittes, vs. Penn (4/22/17 - G1 - L, 0-5)
Threw a 7-Inning Complete Game Shutout	Brian McAfee, vs. Princeton (4/26/15 - G1 - W, 10-0)
Threw a 9-Inning Complete Game	Luke Yacinich, at Brown (5/7/22 - G1 - W, 3-0) - 111 pitches
Threw a 9-Inning Complete Game Shutout	Luke Yacinich, at Brown (5/7/22 - G1 - W, 3-0) - 111 pitches
Pitched 3+ Scoreless Innings of Relief	<b>Spencer Edwards (3.0 IP), at Yale (3/24/22 - W, 5-3) - 45 pitches</b>
Pitched 3+ Hitless Innings of Relief	<b>Spencer Edwards (3.0 IP), at VCU (3/11/22 - L, 5-10) - 48 pitches</b>
Pitched 4+ Scoreless Innings of Relief	Kevin Cushing (4.1 IP), vs. Harvard (3/25/22 - G1 - L, 5-7) - 68 pitches
Struck out 10+ Batters	10, Justin Lewis, at Navy (3/4/17 - G2 - L, 7-8)
Struck out 11+ Batters	13, Tim Willittes, at Bucknell (3/19/16 - G2 - W, 5-2)
Struck out 12+ Batters	13, Tim Willittes, at Bucknell (3/19/16 - G2 - W, 5-2)
Struck out 13+ Batters	13, Tim Willittes, at Bucknell (3/19/16 - G2 - W, 5-2)
Struck out 14+ Batters	15, Chris Schutt, at Columbia (4/19/03)
Struck out 15+ Batters	15, Chris Schutt, at Columbia (4/19/03)

*Bold denotes occurred during 2023 season*

BIG RED TRENDS

CATEGORY	2023	UNDER PEPICELLI
Overall	6-23	81-143-1
Ivy League Opponents	5-10	43-75
Non-Conference Opponents	1-13	38-68-1
vs. Power 5 Opponent	0-1	2-21
vs. Non-Power 5 Opponent	1-12	36-47-1
Home	1-6	26-42-1
Away	5-15	50-95
Neutral	0-2	5-6
Day Games (before 5 p.m.)	6-22	78-136-1
Night Games (5 p.m. or later)	0-1	3-7
February	0-3	0-17
March	2-10	30-51
April	4-10	43-66-1
May	0-0	8-9
Scoring 0-2 Runs	0-8	7-66
Scoring 3-5 Runs	2-10	23-51-1
Scoring 6-9 Runs	1-5	27-25
Scoring 10-Plus Runs	3-0	24-1
Allowing 0-2 Runs	1-1	30-8
Allowing 3-5 Runs	3-3	31-29-1
Allowing 6-9 Runs	2-7	18-58
Allowing 10-Plus Runs	0-12	2-48
Leading after Six Innings	6-1	60-10
Trailing after Six Innings	0-20	17-123
Tied after Six Innings	0-2	4-10-1
Leading after Seven Innings	6-1	53-6
Trailing after Seven Innings	0-20	11-111
Tied after Seven Innings	0-1	6-7-1
Leading after Eight Innings	6-1	56-3
Trailing after Eight Innings	0-21	5-115
Tied after Eight Innings	0-0	7-6-1
Big Red with No Home Runs	0-14	36-95
Big Red Hit a Home Run	6-9	45-48-1
Hits One Home Run	5-6	31-39-1
Hits Multiple Home Runs	1-3	14-9
Big Red Are Errorless	3-5	29-35
Big Red Has an Error	3-18	52-108-1
Commits One Error	1-8	28-39-1
Commits Multiple Errors	2-10	24-69
Out-hit Opponent	6-2	64-17
Out-hit by Opponent	0-21	13-118-1
Hits are Equal	0-0	4-8
Big Red Scores First	4-9	52-47-1
Opponent Scores First	2-14	29-96
Extra-Inning Games	0-0	6-9-1
One-Run Games	1-3	22-28
Two-Run Games	2-1	15-21
Five-Plus-Run Games	3-13	20-68
Shutouts	0-3	6-18

2023 INDIVIDUAL AND TEAM GAME HIGHS

INDIVIDUAL GAME HIGHS

BATTING

At-Bats	6, (2x), Last: John Quinlan, at Columbia (4/2 - G2 - W, 13-8)
Runs Scored	3, (4x), Last: John Quinlan, vs. Ithaca (4/4 - W, 13-3)
Hits	4, (2x), Last: Nathan Waugh, vs. Princeton (4/22 - G1 - L, 5-8)
Runs Batted In	5, Sam Kaplan, vs. Ithaca (4/4 - W, 13-3)
Doubles	2, (3x), Last: Nathan Waugh, at Columbia (4/2 - G2 - W, 13-8)
Triples	1, (5x), Last: Jakobi Davis, vs. Princeton (4/21 - L, 8-11)
Home Runs	1, (22x), Last: Jakobi Davis & Sam Kaplan, vs. Princeton (4/21 - L, 8-11)
Walks Drawn	3, Jakobi Davis, at Harvard (4/15 - G1 - W, 11-6)
Strikeouts	4, Jakobi Davis, at James Madison (2/26 - L, 5-7)
Sacrifice Bunts	2, Wils Guy, at George Mason (3/19 - L, 4-15)
Sacrifice Flies	1, (12x), Last: Matt Barnhorst, vs. Princeton (4/21 - L, 8-11)
Stolen Bases	3, (2x), Last: Ryan Porter, vs. Princeton (4/22 - G1 - L, 5-8)
Hit by Pitches	1, (23x), Last: Ryan Porter, vs. Princeton (4/22 - G1 - L, 5-8)
Caught Stealing	1, (14x), Last: Matt Barnhorst, at Harvard (4/15 - G2 - W, 3-2)

PITCHING

Innings Pitched	7.0, (2x), Last: Noah Keller, at Harvard (4/15 - G2 - W, 3-2)
Hits Allowed	11, Ethan Hamill, at VCU (3/11 - L, 5-10)
Runs Allowed	9, (2x), Last: Ethan Hamill, vs. Brown (4/8 - G1 - L, 8-12)
Earned Runs	8, (2x), Last: Von Baker, at Yale (3/26 - G1 - L, 2-12)
Walks Issued	6, Von Baker, vs. Brown (4/9 - L, 2-5)
Strikeouts	7, (3x), Last: Noah Keller, at Harvard (4/15 - G2 - W, 3-2)
Doubles Allowed	4, Noah Keller, vs. Princeton (4/22 - G2 - L, 0-11 - 7 inn.)
Triples Allowed	1, (3x), Last: Carson Mayfield, vs. Brown (4/9 - L, 2-5)
Home Runs Allowed	4, Spencer Edwards, vs. Princeton (4/21 - L, 8-11)
Wild Pitches	4, Von Baker, at Harvard (4/14 - L, 6-7)
Hit Batsmen	3, (3x), Last: August Biben, at Binghamton (4/11 - L, 0-6)

FIELDING

Putouts	14, Max Jensen, vs. Princeton (4/21 - L, 8-11)
Assists	8, Ryan Porter, vs. Princeton (4/21 - L, 8-11)
Errors	2, (2x), Last: Max Jensen, at Columbia (4/2 - G1 - L, 1-15)
Passed Balls	2, John Quinlan, at Columbia (4/2 - G2 - W, 13-8)

BATTING

At-Bats	42, at Columbia (4/2 - G2 - W, 13-8)
Runs Scored	13, (2x), Last: vs. Ithaca (4/4 - W, 13-3)
Hits	18, at Columbia (4/2 - G2 - W, 13-8)
Runs Batted In	13, at Columbia (4/2 - G2 - W, 13-8)
Doubles	6, at Columbia (4/2 - G2 - W, 13-8)
Triples	1, (5x), Last: vs. Princeton (4/21 - L, 8-11)
Home Runs	3, (3x), Last: at Columbia (4/2 - G2 - W, 13-8)
Walks Drawn	8, (2x), Last: vs. Ithaca (4/4 - W, 13-3)
Strikeouts	18, at George Mason (3/19 - L, 4-15)
Sacrifice Bunts	2, at George Mason (3/19 - L, 4-15)
Sacrifice Flies	2, (2x), Last: vs. Ithaca (4/4 - W, 13-3)
Stolen Bases	5, vs. Princeton (4/22 - G1 - L, 5-8)
Hit by Pitches	3, at Yale (3/24 - W, 5-3)
Caught Stealing	2, at VCU (3/12 - L, 3-9)
Hit into Double Plays	2, (3x), Last: at Columbia (4/2 - G1 - L, 1-15)
Runners Left on Base	12, at VCU (3/10 - L, 9-14)

PITCHING

Innings Pitched	9.0, (11x), Last: vs. Princeton (4/22 - G1 - L, 5-8)
Hits Allowed	16, at VCU (3/10 - L, 9-14)
Runs Allowed	15, (2x), Last: at Columbia (4/2 - G1 - L, 1-15)
Earned Runs	13, at VCU (3/10 - L, 9-14)
Walks Issued	12, at Harvard (4/14 - L, 6-7)
Strikeouts	11, (2x), Last: vs. Princeton (4/22 - G1 - L, 5-8)
Doubles Allowed	6, vs. Princeton (4/22 - G2 - L, 0-11 - 7 inn.)
Triples Allowed	1, (3x), Last: vs. Brown (4/9 - L, 2-5)
Home Runs Allowed	6, vs. Princeton (4/22 - G2 - L, 0-11 - 7 inn.)
Wild Pitches	5, (2x), Last: at Harvard (4/14 - L, 6-7)
Hit Batsmen	6, at George Mason (3/19 - L, 4-15)

FIELDING

Putouts	27, (11x), Last: vs. Princeton (4/22 - G1 - L, 5-8)
Assists	20, vs. Princeton (4/21 - L, 8-11)
Errors	4, (2x), Last: vs. Brown (4/8 - G1 - L, 8-12)
Passed Balls	2, at Columbia (4/2 - G2 - W, 13-8)
Double Plays Turned	3, (3x), Last: vs. Princeton (4/21 - L, 8-11)

2023 CORNELL BASEBALL JERSEY TRACKER



JERSEY: White with red "Cornell"

HOME RECORD: 0-2 (.000)  
ROAD RECORD: 0-0 (.000)  
NEUTRAL RECORD: 0-0 (.000)  
RUNS SCORED: 8 (4.0 AVG)



JERSEY: Gray with red "Cornell"

HOME RECORD: 0-1 (.000)  
ROAD RECORD: 1-9 (.100)  
NEUTRAL RECORD: 0-2 (.000)  
RUNS SCORED: 61 (4.7 AVG)



JERSEY: Red with white "Cornell"

HOME RECORD: 1-3 (.250)  
ROAD RECORD: 4-6 (.400)  
NEUTRAL RECORD: 0-0 (.000)  
RUNS SCORED: 71 (5.1 AVG)

DATE	OPPONENT	SCORE
4/8 (1)	vs. Brown	L, 8-12
4/8 (2)	vs. Brown	L, 0-1

DATE	OPPONENT	SCORE
2/24	at James Madison	L, 5-11
2/26	at James Madison	L, 5-7
3/3	vs. Ball State	L, 2-5
3/4	vs. Purdue Fort Wayne	L, 3-6
3/10	at VCU	L, 9-14
3/12	at VCU	L, 3-9
3/18 (1)	at George Mason	L, 5-10
3/18 (2)	at George Mason	L, 3-4
3/24	at Yale	W, 5-3
4/1	at Columbia	L, 7-12
4/11	at Binghamton	L, 0-6
4/14	at Harvard	L, 6-7
4/21	vs. Princeton	L, 8-11

DATE	OPPONENT	SCORE
2/25	at James Madison	L, 2-9
3/5	at #5 Wake Forest	L, 3-10
3/11	at VCU	L, 5-10
3/19	at George Mason	L, 4-15
3/26 (1)	at Yale	L, 2-12
3/26 (2)	at Yale	W, 7-5
4/2 (1)	at Columbia	L, 1-15
4/2 (2)	at Columbia	W, 13-8
4/4	vs. Ithaca	W, 13-3
4/9	vs. Brown	L, 2-5
4/15 (1)	at Harvard	W, 11-6
4/15 (2)	at Harvard	W, 3-2
4/22 (1)	vs. Princeton	L, 5-8
4/22 (2)	vs. Princeton	L, 0-11 (7)

Overall

6-23

Home

1-6

Away

5-15

Neutral

0-2

Ivy League

5-10

2023 CORNELL BATTING STATISTICS (OVERALL)

PLAYER	AVG	GP	GS	AB	R	H	2B	3B	HR	RBI	TB	SLG%	BB	HBP	SO	GDP	OB%	SF	SH	SB	ATT
40 Nathan Waugh	.333	23	23	84	17	28	6	0	5	18	49	.583	12	2	28	0	.424	1	0	0	0
1 John Quinlan	.280	27	25	100	23	28	5	1	1	12	38	.380	13	3	23	1	.370	3	0	7	9
15 Sam Kaplan	.276	29	29	116	9	32	8	1	3	16	51	.440	9	0	40	3	.328	0	0	1	2
11 Wils Guy	.260	23	21	77	11	20	5	0	1	7	28	.364	6	2	16	0	.329	0	5	5	7
22 Jakobi Davis	.256	28	26	82	11	21	3	1	2	9	32	.390	16	2	28	3	.390	0	1	12	16
7 Max Jensen	.243	29	29	107	18	26	8	0	1	19	37	.346	17	4	19	0	.359	3	0	3	3
30 Joe Hollerbach	.238	21	21	80	9	19	2	1	2	10	29	.363	3	2	21	1	.282	0	0	0	1
2 Matt Barnhorst	.200	23	21	70	11	14	4	0	2	13	24	.343	5	2	25	2	.263	3	1	6	8
12 Ryan Porter	.188	25	25	85	9	16	2	0	2	7	24	.282	8	4	29	0	.286	1	0	7	7
6 Kyle Musser	.238	16	11	42	5	10	2	0	0	5	12	.286	4	0	11	2	.304	0	0	3	4
18 TJ Swidorski	.216	11	11	37	6	8	2	0	1	5	13	.351	5	0	14	0	.302	1	1	1	2
3 Ryan Ross	.186	18	13	43	6	8	0	1	2	5	16	.372	9	0	16	1	.327	0	0	0	0
21 Elijah Diaz	.182	10	1	11	2	2	0	0	0	0	2	.182	2	0	4	1	.308	0	0	1	1
13 Shane Russell	.125	8	0	8	0	1	1	0	0	0	2	.250	1	0	6	0	.222	0	0	0	0
4 Caden Wildman	.071	10	2	14	2	1	1	0	0	1	2	.143	0	1	10	1	.133	0	0	0	0
25 Beck Urofsky	.000	3	1	3	1	0	0	0	0	0	0	.000	2	1	0	0	.500	0	0	0	0
8 Franco Alonso	.000	1	1	3	0	0	0	0	0	0	0	.000	0	0	2	0	.000	0	0	0	0
36 Matthew Walters	.000	2	1	3	0	0	0	0	0	0	0	.000	0	0	1	0	.000	0	0	0	0
<b>TOTALS</b>	<b>.242</b>	<b>29</b>	<b>29</b>	<b>965</b>	<b>140</b>	<b>234</b>	<b>49</b>	<b>5</b>	<b>22</b>	<b>127</b>	<b>359</b>	<b>.372</b>	<b>112</b>	<b>23</b>	<b>293</b>	<b>15</b>	<b>.332</b>	<b>12</b>	<b>8</b>	<b>46</b>	<b>60</b>
<b>OPPONENTS</b>	<b>.289</b>	<b>29</b>	<b>29</b>	<b>954</b>	<b>237</b>	<b>276</b>	<b>46</b>	<b>3</b>	<b>35</b>	<b>206</b>	<b>433</b>	<b>.454</b>	<b>173</b>	<b>52</b>	<b>193</b>	<b>18</b>	<b>.421</b>	<b>12</b>	<b>11</b>	<b>67</b>	<b>82</b>

2023 CORNELL PITCHING STATISTICS (OVERALL)

PLAYER	ERA	W	L	APP	GS	CG	SHO	CBO	SV	IP	H	R	ER	BB	SO	2B	3B	HR	AB	BAA	WP	HBP	BK	SFA	SHA
32 Carson Mayfield	5.26	1	1	13	0	0	0	0	1	39.1	44	33	23	10	32	8	1	6	158	.278	2	6	0	2	1
19 Noah Keller	5.83	2	5	10	9	0	0	0	0	41.2	42	30	27	25	43	8	0	3	161	.261	6	6	0	2	1
28 Spencer Edwards	6.40	1	2	16	2	0	0	0	0	32.1	27	28	23	25	23	2	0	5	117	.231	3	5	0	3	1
20 Ethan Hamill	8.31	1	6	9	9	0	0	0	0	39.0	57	44	36	19	24	7	1	11	164	.348	1	9	0	2	2
34 Von Baker	10.24	0	4	12	8	0	0	0	0	29.0	27	39	33	36	23	5	0	3	107	.252	15	10	0	0	2
45 August Biben	0.00	1	0	8	0	0	0	0	0	7.2	8	6	0	4	6	2	0	1	30	.267	1	4	2	0	0
26 Tom Clancy	0.00	0	0	1	0	0	0	0	0	1.0	1	0	0	1	0	0	0	0	3	.333	0	0	0	0	0
5 Chris Ellison	2.70	0	0	3	0	0	0	0	0	3.1	2	2	1	3	1	0	0	0	12	.167	0	0	0	0	0
12 Ryan Porter	3.38	0	0	9	0	0	0	0	2	8.0	5	4	3	4	4	1	0	0	24	.208	2	1	0	1	2
17 William Stephens	3.38	0	0	6	0	0	0	0	0	5.1	5	3	2	6	4	1	0	1	19	.263	0	3	0	0	0
42 Josh Shea	6.00	0	0	5	0	0	0	0	0	3.0	4	2	2	3	2	1	1	0	13	.308	0	1	0	0	0
31 John Gerfen	9.82	0	1	8	0	0	0	0	0	7.1	10	8	8	5	9	3	0	2	32	.313	3	0	0	0	0
25 Beck Urofsky	10.38	0	4	14	1	0	0	0	0	21.2	41	31	25	20	18	7	0	3	101	.406	6	5	0	2	1
9 Story Kimura	11.57	0	0	4	0	0	0	0	0	2.1	1	3	3	6	3	0	0	0	7	.143	2	1	0	0	0
16 Will Long	21.60	0	0	3	0	0	0	0	0	1.2	2	4	4	6	1	1	0	0	6	.333	2	1	0	0	1
<b>TOTALS</b>	<b>7.05</b>	<b>6</b>	<b>23</b>	<b>29</b>	<b>29</b>	<b>0</b>	<b>0</b>	<b>0</b>	<b>3</b>	<b>242.2</b>	<b>276</b>	<b>237</b>	<b>190</b>	<b>173</b>	<b>193</b>	<b>46</b>	<b>3</b>	<b>35</b>	<b>954</b>	<b>.289</b>	<b>43</b>	<b>52</b>	<b>2</b>	<b>12</b>	<b>11</b>
<b>OPPONENTS</b>	<b>4.33</b>	<b>23</b>	<b>6</b>	<b>29</b>	<b>29</b>	<b>1</b>	<b>3</b>	<b>2</b>	<b>6</b>	<b>258.0</b>	<b>234</b>	<b>140</b>	<b>124</b>	<b>112</b>	<b>293</b>	<b>49</b>	<b>5</b>	<b>22</b>	<b>965</b>	<b>.242</b>	<b>31</b>	<b>23</b>	<b>2</b>	<b>12</b>	<b>8</b>



Overall

6-23

Home

1-6

Away

5-15

Neutral

0-2

Ivy League

5-10






























2023 CORNELL BATTING STATISTICS (IVY LEAGUE GAMES)

PLAYER	AVG	GP	GS	AB	R	H	2B	3B	HR	RBI	TB	SLG%	BB	HBP	SO	GDP	OB%	SF	SH	SB	ATT
40 Nathan Waugh	.418	14	14	55	13	23	6	0	4	15	41	.745	5	2	14	0	.484	0	0	0	0
22 Jakobi Davis	.302	15	14	43	7	13	1	1	1	4	19	.442	8	2	16	2	.434	0	0	9	10
30 Joe Hollerbach	.295	15	15	61	6	18	2	1	1	7	25	.410	2	1	15	0	.328	0	0	0	1
7 Max Jensen	.288	15	15	59	11	17	6	0	1	10	26	.441	6	3	10	0	.377	1	0	1	1
15 Sam Kaplan	.279	15	15	61	5	17	4	1	2	9	29	.475	5	0	19	2	.333	0	0	0	1
1 John Quinlan	.262	15	15	61	12	16	4	0	0	4	20	.328	7	2	13	1	.352	1	0	4	4
11 Wils Guy	.256	11	10	39	7	10	5	0	0	4	15	.385	2	1	9	0	.310	0	1	1	1
12 Ryan Porter	.208	14	14	48	6	10	0	0	2	5	16	.333	4	3	15	0	.304	1	0	5	5
2 Matt Barnhorst	.188	11	9	32	5	6	3	0	1	9	12	.375	2	0	11	1	.229	1	0	2	3
13 Shane Russell	.500	4	0	2	0	1	1	0	0	0	2	1.000	0	0	1	0	.500	0	0	0	0
18 TJ Swidorski	.286	2	2	7	1	2	0	0	0	1	2	.286	1	0	2	0	.333	1	0	0	1
3 Ryan Ross	.174	8	6	23	2	4	0	1	1	1	9	.391	2	0	8	0	.240	0	0	0	0
21 Elijah Diaz	.143	6	1	7	2	1	0	0	0	0	1	.143	2	0	2	0	.333	0	0	1	1
6 Kyle Musser	.118	9	4	17	1	2	0	0	0	0	2	.118	1	0	5	1	.167	0	0	1	1
4 Caden Wildman	.000	4	0	3	0	0	0	0	0	0	0	.000	0	0	2	1	.000	0	0	0	0
36 Matthew Walters	.000	1	1	2	0	0	0	0	0	0	0	.000	0	0	1	0	.000	0	0	0	0
<b>TOTALS</b>	<b>.269</b>	<b>15</b>	<b>15</b>	<b>520</b>	<b>78</b>	<b>140</b>	<b>32</b>	<b>4</b>	<b>13</b>	<b>69</b>	<b>219</b>	<b>.421</b>	<b>47</b>	<b>14</b>	<b>143</b>	<b>8</b>	<b>.343</b>	<b>5</b>	<b>1</b>	<b>24</b>	<b>29</b>
<b>OPPONENTS</b>	<b>.281</b>	<b>15</b>	<b>15</b>	<b>512</b>	<b>118</b>	<b>144</b>	<b>24</b>	<b>2</b>	<b>22</b>	<b>102</b>	<b>238</b>	<b>.465</b>	<b>81</b>	<b>20</b>	<b>102</b>	<b>11</b>	<b>.396</b>	<b>6</b>	<b>6</b>	<b>31</b>	<b>35</b>






























2023 CORNELL PITCHING STATISTICS (IVY LEAGUE GAMES)

PLAYER	ERA	W	L	APP	GS	CG	SHO	CBO	SV	IP	H	R	ER	BB	SO	2B	3B	HR	AB	BAA	WP	HBP	BK	SFA	SHA
19 Noah Keller	3.54	2	3	5	5	0	0	0	0	28.0	27	13	11	10	29	5	0	1	106	.255	4	1	0	2	1
32 Carson Mayfield	4.50	1	1	8	0	0	0	0	1	24.0	23	17	12	8	18	6	1	3	94	.245	0	3	0	1	0
28 Spencer Edwards	5.74	1	0	8	2	0	0	0	0	15.2	15	13	10	11	9	1	0	5	57	.263	2	2	0	1	1
20 Ethan Hamill	8.18	1	3	5	5	0	0	0	0	22.0	30	27	20	10	14	4	1	7	94	.319	0	5	0	1	2
45 August Biben	0.00	0	0	3	0	0	0	0	0	3.1	6	6	0	2	3	2	0	1	17	.353	1	0	0	0	0
42 Josh Shea	0.00	0	0	2	0	0	0	0	0	1.0	0	0	0	1	1	0	0	0	3	.000	0	0	0	0	0
12 Ryan Porter	1.93	0	0	5	0	0	0	0	2	4.2	3	2	1	2	2	0	0	0	15	.200	2	0	0	0	1
25 Beck Urofsky	5.54	0	0	6	0	0	0	0	0	13.0	23	10	8	8	11	3	0	1	59	.390	4	3	0	1	0
17 William Stephens	6.75	0	0	3	0	0	0	0	0	2.2	4	3	2	4	3	0	0	1	12	.333	0	2	0	0	0
31 John Gerfen	10.38	0	1	6	0	0	0	0	0	4.1	5	5	5	4	5	2	0	1	18	.278	3	0	0	0	0
34 Von Baker	16.55	0	2	6	3	0	0	0	0	10.1	8	22	19	21	7	1	0	2	37	.216	10	4	0	0	1
<b>TOTALS</b>	<b>6.14</b>	<b>5</b>	<b>10</b>	<b>15</b>	<b>15</b>	<b>0</b>	<b>0</b>	<b>0</b>	<b>3</b>	<b>129.0</b>	<b>144</b>	<b>118</b>	<b>88</b>	<b>81</b>	<b>102</b>	<b>24</b>	<b>2</b>	<b>22</b>	<b>512</b>	<b>.281</b>	<b>26</b>	<b>20</b>	<b>0</b>	<b>6</b>	<b>6</b>
<b>OPPONENTS</b>	<b>4.67</b>	<b>10</b>	<b>5</b>	<b>15</b>	<b>15</b>	<b>1</b>	<b>2</b>	<b>1</b>	<b>4</b>	<b>133.0</b>	<b>140</b>	<b>78</b>	<b>69</b>	<b>47</b>	<b>143</b>	<b>32</b>	<b>4</b>	<b>13</b>	<b>520</b>	<b>.269</b>	<b>18</b>	<b>14</b>	<b>2</b>	<b>5</b>	<b>1</b>

## 2023 GAME-BY-GAME BATTING STATISTICS

DATE	OPPONENT	AB	R	H	RBI	2B	3B	HR	TB	BB	IBB	SB	CS	HBP	SAC	SF	GDP	SO	PO	A	E	LOB	AVG
2/24	 at James Madison	33	5	7	5	2	0	1	12	6	0	1	0	1	0	1	1	8	24	11	4	9	.212
2/25	 at James Madison	34	2	7	2	1	0	1	11	5	0	0	1	0	0	0	1	8	24	8	2	10	.209
2/26	 at James Madison	32	5	7	5	0	0	3	16	3	0	2	1	2	1	0	0	13	26	7	1	6	.212
3/3	 vs. Ball State	27	2	2	2	1	0	0	3	6	0	0	1	0	1	0	0	10	24	9	1	4	.183
3/4	 vs. Purdue Fort Wayne	31	3	6	3	2	0	1	11	4	0	0	1	0	0	0	1	15	24	11	0	5	.185
3/5	 at Wake Forest	29	3	5	3	2	0	0	7	2	0	0	0	2	0	1	2	15	24	7	1	4	.183
3/10	 at VCU	39	9	13	8	2	0	0	15	8	0	3	1	0	1	0	0	11	24	7	2	12	.209
3/11	 at VCU	33	5	7	5	1	1	0	10	4	0	2	0	0	1	1	0	9	24	7	2	7	.209
3/12	 at VCU	33	3	7	2	1	0	0	8	4	0	1	2	0	1	0	0	9	24	6	3	8	.210
3/18	 at George Mason	33	5	5	5	1	0	1	9	3	0	3	0	2	0	0	0	14	24	10	0	6	.204
3/18	 at George Mason	26	3	4	3	0	0	1	7	5	0	2	1	0	0	2	1	7	24	14	1	3	.200
3/19	 at George Mason	33	4	7	3	2	0	0	9	5	0	2	0	0	2	0	0	18	24	11	3	9	.201
3/24	 at Yale	34	5	8	5	1	0	1	12	4	0	3	0	3	0	1	0	14	27	11	0	10	.204
3/26	 at Yale	32	2	5	1	2	0	0	7	4	0	2	0	2	0	0	0	7	24	9	1	9	.200
3/26	 at Yale	35	7	12	7	4	1	1	21	4	0	4	1	0	0	1	1	8	27	3	2	6	.211
4/1	 at Columbia	37	7	10	6	3	0	3	22	5	0	0	0	0	0	0	0	9	24	8	2	8	.215
4/1	 at Columbia	34	1	10	1	2	1	0	14	1	0	0	1	1	0	0	2	6	24	6	3	8	.220
4/2	 at Columbia	42	13	18	13	6	0	3	33	2	0	0	1	1	0	1	1	12	27	12	2	6	.235
4/4	 ITHACA	33	13	13	12	2	0	1	18	8	0	4	0	1	0	2	0	5	27	14	1	8	.243
4/8	 BROWN	37	8	10	7	3	0	1	16	5	0	2	0	2	0	0	0	15	27	12	4	9	.244
4/8	 BROWN	34	0	8	0	0	0	0	8	0	0	2	0	0	0	0	1	11	27	6	0	7	.244
4/9	 BROWN	29	2	3	2	0	1	0	5	5	0	1	0	0	0	1	0	11	27	9	0	6	.238
4/11	 at Binghamton	29	0	4	0	0	0	0	4	2	0	2	1	1	0	0	1	8	24	6	1	5	.235
4/14	 at Harvard	36	6	11	5	2	0	0	13	4	0	1	0	1	1	0	0	7	24	8	2	9	.238
4/15	 at Harvard	37	11	12	9	3	0	1	18	7	0	2	1	1	0	0	1	8	27	10	0	7	.242
4/15	 at Harvard	36	3	10	3	1	0	1	14	2	0	0	1	0	0	0	0	9	27	9	0	8	.243
4/21	 PRINCETON	36	8	10	6	3	1	2	21	1	0	2	0	2	0	1	1	10	27	20	1	3	.244
4/22	 PRINCETON	36	5	9	4	1	0	0	10	3	0	5	0	1	0	0	1	7	27	6	1	8	.245
4/22	 PRINCETON	25	0	4	0	1	0	0	5	0	0	0	0	0	0	0	0	9	21	6	0	4	.242
	<b>C TOTALS</b>	<b>965</b>	<b>140</b>	<b>234</b>	<b>127</b>	<b>49</b>	<b>5</b>	<b>22</b>	<b>359</b>	<b>112</b>	<b>0</b>	<b>46</b>	<b>14</b>	<b>23</b>	<b>8</b>	<b>12</b>	<b>15</b>	<b>293</b>	<b>728</b>	<b>263</b>	<b>40</b>	<b>204</b>	

2023 GAME-BY-GAME PITCHING STATISTICS

DATE	OPPONENT	IP	H	R	ER	BB	SO	2B	3B	HR	WP	BK	HBP	DP	IBB	SCORE	W	L	SV	ERA	WHIP	BB/9	SO/9
2/24	 at James Madison	8.0	9	11	8	9	4	0	0	1	1	2	1	0	0	5-11	0	1	0	9.00	2.25	10.13	4.50
2/25	 at James Madison	8.0	9	9	9	10	6	2	0	1	0	0	1	0	0	2-9	0	2	0	10.13	2.31	10.69	5.63
2/26	 at James Madison	8.2	9	7	6	7	7	2	0	1	0	0	1	0	0	5-7	0	3	0	8.39	2.15	9.49	6.20
3/3	 vs. Ball State	8.0	6	5	4	6	5	2	0	0	0	0	0	1	0	2-5	0	4	0	7.44	1.99	8.82	6.06
3/4	 vs. Purdue Fort Wayne	8.0	10	6	5	4	5	1	0	4	0	0	0	0	0	3-6	0	5	0	7.08	1.94	7.97	5.98
3/5	 at Wake Forest	8.0	8	10	9	11	8	1	0	1	3	0	1	3	0	3-10	0	6	0	7.58	2.01	8.69	6.47
3/10	 at VCU	8.0	16	14	13	10	9	2	0	1	2	0	5	3	0	9-14	0	7	0	8.58	2.19	9.05	6.99
3/11	 at VCU	8.0	12	10	10	4	7	1	0	1	1	0	4	1	0	5-10	0	8	0	8.91	2.16	8.49	7.10
3/12	 at VCU	8.0	8	9	6	6	11	2	0	0	2	0	3	1	0	3-9	0	9	0	8.67	2.12	8.30	7.68
3/18	 at George Mason	8.0	10	10	10	2	6	2	0	2	5	0	3	0	0	5-10	0	10	0	8.93	2.06	7.70	7.59
3/18	 at George Mason	8.0	8	4	3	3	3	2	0	0	0	0	2	1	0	3-4	0	11	0	8.42	2.00	7.31	7.21
3/19	 at George Mason	8.0	13	15	10	5	6	3	0	0	2	0	6	1	0	4-15	0	12	0	8.66	2.02	7.17	7.17
3/24	 at Yale	9.0	7	3	3	2	4	0	0	1	0	0	1	1	0	5-3	1	12	1	8.18	1.93	6.73	6.90
3/26	 at Yale	8.0	11	12	11	9	6	1	0	0	2	0	4	0	0	2-12	1	13	1	8.47	1.97	6.97	6.89
3/26	 at Yale	9.0	7	5	2	2	9	1	0	1	0	0	1	1	0	7-5	2	13	2	8.00	1.90	6.60	7.04
4/1	 at Columbia	8.0	14	12	12	10	5	0	1	5	2	0	1	0	0	7-12	2	14	2	8.33	1.97	6.89	6.96
4/1	 at Columbia	8.0	12	15	7	8	9	2	0	3	4	0	1	0	0	1-15	2	15	2	8.31	2.00	7.01	7.14
4/2	 at Columbia	9.0	8	8	7	6	4	2	0	1	4	0	1	0	0	13-8	3	15	2	8.23	1.97	6.95	6.95
4/4	 ITHACA	9.0	6	3	3	7	7	1	1	0	0	0	1	0	0	13-3	4	15	2	7.93	1.94	6.95	6.95
4/8	 BROWN	9.0	13	12	2	3	4	3	0	0	0	0	5	1	0	8-12	4	16	2	7.61	1.93	6.74	6.79
4/8	 BROWN	9.0	6	1	1	1	9	1	0	0	0	0	0	0	0	0-1	4	17	2	7.27	1.87	6.44	6.90
4/9	 BROWN	9.0	7	5	5	6	5	2	1	0	1	0	3	1	0	2-5	4	18	2	7.15	1.85	6.42	6.81
4/11	 at Binghamton	8.0	8	6	6	8	7	1	0	1	1	0	4	0	0	0-6	4	19	2	7.14	1.86	6.53	6.86
4/14	 at Harvard	8.0	4	7	4	12	5	1	0	0	5	0	0	1	0	6-7	4	20	2	7.03	1.86	6.81	6.81
4/15	 at Harvard	9.0	11	6	6	7	9	3	0	0	0	3	0	2	0	11-6	5	20	2	6.99	1.87	6.81	6.90
4/15	 at Harvard	9.0	6	2	2	2	7	1	0	0	1	0	1	1	0	3-2	6	20	3	6.78	1.83	6.62	6.91
4/21	 PRINCETON	9.0	14	11	8	3	8	0	0	6	0	0	0	3	0	8-11	6	21	3	6.83	1.83	6.47	6.95
4/22	 PRINCETON	9.0	13	8	7	3	11	1	0	3	0	0	0	1	0	5-8	6	22	3	6.84	1.83	6.34	7.10
4/22	 PRINCETON	7.0	11	11	11	7	7	6	0	2	4	0	0	1	0	0-11	6	23	3	7.05	1.85	6.42	7.16
	<b>C TOTALS</b>	<b>242.2</b>	<b>276</b>	<b>237</b>	<b>190</b>	<b>173</b>	<b>193</b>	<b>46</b>	<b>3</b>	<b>35</b>	<b>40</b>	<b>5</b>	<b>50</b>	<b>24</b>	<b>0</b>	<b>140-237</b>							

GAME-BY-GAME INFORMATION

DATE	OPPONENT	TIME/ FINAL	CORNELL				OPPONENTS				REC	IVY	POS	Win	Loss	Save	TIME	ATT
			R	H	E	LOB	R	H	E	LOB								
2/24	at James Madison	L, 5-11	5	7	4	9	11	9	2	9	0-1	—	—	Scully	Keller (0-1)	—	2:53	413
2/25	at James Madison	L, 2-9	2	7	2	10	9	9	2	8	0-2	—	—	Murphy	Hamill (0-1)	—	2:50	188
2/26	at James Madison	L, 5-7	5	7	1	6	7	9	0	7	0-3	—	—	Kleinfelter	Urofsky (0-1)	—	2:46	473
3/3	vs. Ball State	L, 2-5	2	2	1	4	5	6	0	5	0-4	—	—	Hartlaub	Urofsky (0-2)	—	2:31	157
3/4	vs. Purdue Fort Wayne	L, 3-6	3	6	0	5	6	10	0	6	0-5	—	—	Deany	Hamill (0-2)	Fine	2:13	167
3/5	at Wake Forest	L, 3-10	3	5	1	4	10	8	0	7	0-6	—	—	Hartle	Baker (0-1)	—	2:30	1,245
3/10	at VCU	L, 9-14	9	13	2	12	14	16	2	14	0-7	—	—	Ellis	Keller (0-2)	—	3:28	500
3/11	at VCU	L, 5-10	5	7	2	7	10	12	1	10	0-8	—	—	Gladden	Hamill (0-3)	—	2:33	200
3/12	at VCU	L, 3-9	3	7	3	8	9	8	2	8	0-9	—	—	Delane	Edwards (0-1)	—	2:33	250
3/18	at George Mason	L, 5-10	5	5	0	6	10	10	3	3	0-10	—	—	Shields	Baker (0-2)	—	2:37	—
3/18	at George Mason	L, 3-4	3	4	1	3	4	8	0	6	0-11	—	—	Stewart	Edwards (0-2)	Edmonds	—	191
3/19	at George Mason	L, 4-15	4	7	3	9	15	13	1	10	0-12	—	—	Martins	Urofsky (0-3)	—	—	117
3/24	at Yale	W, 5-3	5	8	0	10	3	7	0	5	1-12	1-0	T-1st	Edwards (1-2)	Shaw	Mayfield (1)	2:26	89
3/26	at Yale	L, 2-12	2	5	1	9	12	11	1	10	1-13	1-1	T-2nd	Easterly	Baker (0-3)	—	2:40	117
3/26	at Yale	W, 7-5	7	12	2	6	5	7	1	6	2-13	2-1	T-2nd	Keller (1-2)	Reese	Porter (1)	2:40	126
4/1	at Columbia	L, 7-12	7	10	2	8	12	14	2	12	2-14	2-2	T-3rd	Leon	Hamill (0-4)	Parkinson	2:46	412
4/1	at Columbia	L, 1-15	1	10	3	8	15	12	0	9	2-15	2-3	6th	Sheets	Keller (1-3)	—	2:45	446
4/2	at Columbia	W, 13-8	13	18	2	6	8	8	0	7	3-15	3-3	6th	Mayfield (1-0)	Palfrey (1-1)	—	2:49	446
4/4	ITHACA	W, 13-3	13	13	1	8	3	6	0	9	4-15	3-3	6th	Biben (1-0)	Bailey (0-0)	—	2:34	117
4/8	BROWN	L, 8-12	8	10	4	9	12	13	0	11	4-16	3-4	6th	Olsen	Hamill (0-5)	—	3:12	—
4/8	BROWN	L, 0-1	0	8	0	7	1	6	0	5	4-17	3-5	T-6th	Gottam	Keller (1-4)	Seppings	1:55	189
4/9	BROWN	L, 2-5	2	3	0	6	5	7	0	10	4-18	3-6	7th	McDonough	Baker (0-4)	Seppings	2:34	218
4/11	at Binghamton	L, 0-6	0	4	1	5	6	8	0	14	4-19	3-6	7th	McAliney	Urofsky (0-4)	—	2:32	535
4/14	at Harvard	L, 6-7	6	11	2	9	7	4	0	10	4-20	3-7	7th	Stovern	Gerfen (0-1)	—	2:36	244
4/15	at Harvard	W, 11-6	11	12	0	7	6	11	0	12	5-20	4-7	T-6th	Hamill (1-5)	Clark	—	2:58	578
4/15	at Harvard	W, 3-2	3	10	0	8	2	6	2	6	6-20	5-7	6th	Keller (2-4)	Matson	Porter (2)	2:00	578
4/18	BINGHAMTON	GAME CANCELED (NO MAKEUP SCHEDULED)									6-20	5-7	6th					
4/21	PRINCETON	L, 8-11	8	10	1	5	11	14	2	3	6-21	5-8	6th	Emus	Mayfield (1-1)	Faulkner	2:21	397
4/22	PRINCETON	L, 5-8	5	9	1	8	8	13	1	8	6-22	5-9	6th	Faulkner	Hamill (1-6)	—	2:37	—
4/22	PRINCETON	L, 0-11	0	4	0	4	11	11	0	6	6-23	5-10	7th	Chmielewski	Keller (2-5)	—	1:54	628
4/28	PENN	11 a.m.																
4/28	PENN	2:30 p.m.																
4/29	PENN	TBD																
5/2	at Binghamton	6:30 p.m.																
5/6	at Dartmouth	11:30 a.m.																
5/6	at Dartmouth	2:30 p.m.																
5/7	at Dartmouth	12 p.m.																

2023 CORNELL BASEBALL TV / PHOTO ROSTER



**1**  
**JOHN QUINLAN**  
C/O F | R/R | So. | 5'9" | 180  
Menlo Park, Calif.



**2**  
**MATT BARNHORST**  
INF/O F | R/R | Jr. | 6'0" | 195  
Ponte Vedra Beach, Fla.



**3**  
**RYAN ROSS**  
INF | R/R | Sr. | 6'0" | 195  
Elmhurst, Ill.



**4**  
**CADEN WILDMAN**  
OF | R/R | Fr. | 6'3" | 215  
Woodbury, Minn.



**5**  
**CHRIS ELLISON**  
RHP | R/R | So. | 6'0" | 190  
Howell, N.J.



**6**  
**KYLE MUSSER**  
OF | R/R | So. | 5'10" | 182  
Lititz, Pa.



**7**  
**MAX JENSEN**  
INF | L/R | So. | 6'2" | 190  
Burke, Va.



**8**  
**FRANCO ALONSO**  
INF | R/R | Sr. | 6'2" | 195  
Pasadena, Calif.



**9**  
**STORY KIMURA**  
RHP | R/R | Jr. | 6'0" | 175  
Dallas, Texas



**11**  
**WILS GUY**  
OF | R/R | Sr. | 5'10" | 165  
San Luis Obispo, Calif.



**12**  
**RYAN PORTER**  
INF | R/R | So. | 6'0" | 185  
Houston, Texas



**13**  
**SHANE RUSSELL**  
1B | R/R | Sr. | 6'2" | 220  
Matthews, N.C.



**15**  
**SAM KAPLAN**  
OF | R/R | Sr. | 6'1" | 210  
Las Vegas, Nev.



**16**  
**WILL LONG**  
RHP | R/R | So. | 6'0" | 170  
Great Falls, Va.



**17**  
**WILLIAM STEPHENS**  
RHP | R/R | Jr. | 6'2" | 205  
Stone Mountain, Ga.



**18**  
**TJ SWIDORSKI**  
INF | R/R | Fr. | 6'0" | 185  
Woodbury, Minn.



**19**  
**NOAH KELLER**  
LHP | L/L | Fr. | 6'1" | 210  
Goodrich, Mich.



**20**  
**ETHAN HAMILL**  
RHP | R/R | Fr. | 6'3" | 200  
Chester, Va.



**21**  
**ELIJAH DIAZ**  
OF | L/L | Sr. | 5'8" | 181  
Bronx, N.Y.



**22**  
**JAKOBI DAVIS**  
OF | L/L | So. | 6'4" | 210  
Sarasota, Fla.



**23**  
**BRADEN MACK**  
C/RHP | R/R | Jr. | 6'2" | 210  
Woodbridge, Va.



**25**  
**BECK UROFSKY**  
INF/RHP | R/R | Fr. | 6'4" | 225  
Silver Spring, Md.



**26**  
**TOM CLANCY**  
RHP | R/R | Jr. | 6'1" | 190  
Westfield, N.J.



**28**  
**SPENCER EDWARDS**  
LHP | L/L | Sr. | 6'3" | 190  
Rancho Santa Margarita, Calif.



**30**  
**JOE HOLLERBACH**  
INF | R/R | Sr. | 6'3" | 215  
Orinda, Calif.



**31**  
**JOHN GERFEN**  
LHP | R/L | Fr. | 6'0" | 195  
Brewster, N.Y.



**32**  
**CARSON MAYFIELD**  
RHP | R/R | Fr. | 6'5" | 200  
Annandale, Va.



**34**  
**VON BAKER**  
RHP | R/R | Jr. | 6'7" | 235  
St. Johnsville, N.Y.



**36**  
**MATTHEW WALTERS**  
OF/RHP | R/R | Fr. | 5'11" | 195  
Granbury, Texas



**37**  
**WILLIAM JAUN**  
1B/LHP | L/L | So. | 6'3" | 225  
Loveland, Ohio



**40**  
**NATHAN WAUGH**  
C | R/R | Jr. | 6'5" | 230  
Placentia, Calif.



**42**  
**JOSH SHEA**  
RHP | R/R | Fr. | 5'11" | 175  
Cortlandt Manor, N.Y.



**45**  
**AUGUST BIBEN**  
RHP | R/R | Sr. | 6'0" | 230  
New York, N.Y.



**24**  
**DAN PEPICELLI**  
Head Coach  
8th Season



**14**  
**TOM FORD**  
Associate Head Coach  
15th Season



**27**  
**JOHN TOPPA**  
Assistant Coach  
2nd Season



**44**  
**JUSTIN DEVOID**  
Volunteer Assistant Coach  
1st Season