



2023 BASEBALL GAME NOTES

CORNELLBIGRED.COM ▶ @CORNELLBASEBALL ▶ @CORNELLSPORTS ▶ @IVYLEAGUE ▶ #YELLCORNELL

GAMES 27-29 • VS. PRINCETON • BOOTH FIELD • ITHACA, N.Y.

CORNELL BIG RED

6-20 OVERALL
5-7 IVY LEAGUE



DAN PEPICELLI
HEAD COACH, 19TH SEASON
81-140-1 (.367)
AT CORNELL, 8TH SEASON

PRINCETON TIGERS

15-17 OVERALL
7-5 IVY LEAGUE



SCOTT BRADLEY
HEAD COACH, 25TH SEASON
435-578-2 (.430)
AT PRINCETON, 25TH SEASON

PROBABLE PITCHING MATCHUPS (SUBJECT TO CHANGE)

GAME ONE
FRIDAY • 3:30 P.M.



LHP **Spencer Edwards** (1-2, 5.40)
RHP **Jackson Emus** (0-3, 9.72)

GAME TWO
SATURDAY (DH) • 11:30 A.M.



RHP **Ethan Hamill** (1-5, 7.68)
RHP **Andrew D'Alessio** (0-4, 5.56)

GAME THREE
SATURDAY (DH) • APPROX: 2:30 P.M.



LHP **Noah Keller** (2-4, 5.26)
LHP **Tom Chmielewski** (4-4, 3.97)

FIRST PITCH

▶ The Cornell baseball team opens a six-game homestand this weekend when it hosts Princeton in the first three games at Booth Field, the Big Red's brand-new off-campus facility.

WELCOME TO BOOTH FIELD!

▶ This weekend's contests at Booth Field will anoint Cornell's new off-campus baseball facility as the successor of legendary Hoy Field, which served as the program's home since 1922.

▶ Booth Field is named after **RICH BOOTH '82** for his "extraordinary leadership and generosity — much of its anonymous — over the last four decades," according to an Cornell Chronicle article from Oct. 13, 2022, announcing the field's new name.

▶ Booth appeared in 20 games over a three-year span with the Big Red from 1979-81. Over his 20 games, Booth amassed a 1-2 record with a 4.82 ERA in 37.1 innings of action.

LAST WEEKEND REWIND

▶ Cornell had a successful trip to Harvard last weekend as the Big Red took two of three games from its Ivy League rival.

▶ The Big Red swept last Saturday's doubleheader, marking the third time in program history Cornell swept a twin bill from the Crimson on its home turf (May 27, 1933 and April 9, 1995).

▶ Junior catcher **NATHAN WAUGH** (.455), sophomore infielder **MAX JENSEN** (.400), and sophomore outfielder **JAKOBI DAVIS** (.400) all hit at least .400 against the Crimson. Senior outfielder **SAM KAPLAN** also hit an impressive .357 on the weekend. Waugh and Jensen both drove in a team-leading four runs on the weekend.

▶ Freshmen pitchers **ETHAN HAMILL** and **NOAH KELLER** posted victories in the doubleheader, marking the first time a pair of first-year players recorded victories in consecutive games since **BRIAN MCAFEE** on April 14, 2012 and **NICK BUSTO** on April 15, 2012, with both contests coming against Columbia.

▶ Hamill and Keller are the first freshmen tandem to win both games of a doubleheader since April 7, 2012, when **KELLEN URBON** and **BRIAN MCAFEE** combined to post wins over Brown at Murray Stadium.

WHEN IT RUNS, IT POURS

▶ Cornell has displayed a knack of scoring runs in bundles so far this season. Of the Big Red's 127 runs scored this season, 96 have come in multi-run innings (75.6 percent of its run production). In its 26 games this season, Cornell has at least one multi-run inning in 20 games.

▶ Last weekend, Cornell recorded 18 of its 20 runs on the weekend in innings that featured at least two runs scored.

CORNELL RECORD BOOK

DOUBLEHEADER SWEEPS OF HARVARD

Games Played in Cambridge

DATE	G1 SCORE	G2 SCORE
May 27, 1933	W, 5-0 (7 inn.)	W, 1-0
April 9, 1995	W, 3-2 (9 inn.)	W, 7-4
▶ April 14, 2023	W, 11-6	W, 3-2

STAT BREAKDOWN

RUN-SCORING BREAKDOWN

This Season

NUMBER OF RUNS	RUNS	PCT
One-Run Innings	31	24.4%
▶ Multi-Run Innings	96	75.6%

2023 SCHEDULE

DATE OPPONENT TV TIME/RESULT

FEBRUARY (0-3)

2/24	AT JAMES MADISON		L, 5-11
2/25	AT JAMES MADISON		L, 2-9
2/26	AT JAMES MADISON		L, 5-7

MARCH (2-10)

3/3	VS. BALL STATE		L, 2-5
3/4	VS. PURDUE FORT WAYNE		L, 3-6
3/5	AT #5 WAKE FOREST	ACCN	L, 3-10
3/10	AT VCU	ESPN+	L, 9-14
3/11	AT VCU	ESPN+	L, 5-10
3/12	AT VCU	ESPN+	L, 3-9
3/18	AT GEORGE MASON (DH)	ESPN+	L, 5-10
3/18	AT GEORGE MASON (DH)	ESPN+	L, 3-4
3/19	AT GEORGE MASON	ESPN+	L, 4-15
3/24	AT YALE* (DH)	ESPN+	W, 5-3
3/26	AT YALE* (DH)	ESPN+	L, 2-12
3/26	AT YALE*	ESPN+	W, 7-5

APRIL (4-7)

4/1	AT COLUMBIA* (DH)	ESPN+	L, 6-12
4/1	AT COLUMBIA* (DH)	ESPN+	L, 1-15
4/2	AT COLUMBIA*	ESPN+	W, 13-8
4/4	ITHACA	ESPN+	W, 13-3
4/8	BROWN* (DH)	ESPN+	L, 8-12
4/8	BROWN* (DH)	ESPN+	L, 0-1
4/9	BROWN*	ESPN+	L, 2-5
4/11	AT BINGHAMTON	ESPN+	L, 0-6
4/14	AT HARVARD* (DH)	ESPN+	L, 6-7
4/15	AT HARVARD* (DH)	ESPN+	W, 11-6
4/15	AT HARVARD*	ESPN+	W, 3-2
4/18	BINGHAMTON		CANCELED
4/21	PRINCETON* (DH)	ESPN+	3:30 P.M.
4/22	PRINCETON* (DH)	ESPN+	11:30 A.M.
4/22	PRINCETON*	ESPN+	2:30 P.M.
4/28	PENN*	ESPN+	12 P.M.
4/29	PENN* (DH)	ESPN+	11:30 A.M.
4/29	PENN* (DH)	ESPN+	2:30 P.M.

MAY

5/2	AT BINGHAMTON		6:30 P.M.
5/6	AT DARTMOUTH* (DH)	ESPN+	11:30 A.M.
5/6	AT DARTMOUTH* (DH)	ESPN+	2:30 P.M.
5/7	AT DARTMOUTH*	ESPN+	12 P.M.

2023 IVY LEAGUE CHAMPIONSHIP SERIES

5/19 - 5/21	TBD	ESPN+	TBA
-------------	-----	-------	-----

* - Denotes Ivy League contest
Bold Red CAPS denotes home game
All game times Eastern, subject to change



MEDIA CONTACT

MARSHALL HAIM

Assistant Director of Athletic Communications

✉ mh2348@cornell.edu
☎ (716) 465-4945 (mobile)

POSITIONAL ROSTER

PITCHERS (13)

#	NAME	POS	HT	WT	YR	B/T	HOMETOWN	HIGH SCHOOL
5	Chris Ellison	RHP	6-0	190	So.	R/R	Howell, N.J.	Howell HS
9	Story Kimura	RHP	6-0	175	Jr.	R/R	Dallas, Texas	The Lawrenceville School (N.J.)
16	Will Long	RHP	6-0	170	So.	R/R	Great Falls, Va.	Langley HS
17	William Stephens	RHP	6-2	205	Jr.	R/R	Stone Mountain, Ga.	Marist HS
19	Noah Keller	LHP	6-1	210	Fr.	L/L	Goodrich, Mich.	Goodrich HS
20	Ethan Hamill	RHP	6-3	200	Fr.	R/R	Chester, Va.	Thomas Dale HS
26	Tom Clancy	RHP	6-1	190	So.	R/R	Westfield, N.J.	Newark Academy
28	Spencer Edwards	LHP	6-3	190	Sr.	L/L	Rancho Santa Margarita, Calif.	Santa Margarita Catholic
31	John Gerfen	LHP	6-0	195	Fr.	R/L	Brewster, N.Y.	Brewster HS
32	Carson Mayfield	RHP	6-5	200	Fr.	R/R	Annandale, Va.	Bishop O'Connell HS
34	Von Baker	RHP	6-7	235	Jr.	R/R	St. Johnsville, N.Y.	Oppenheim-Ephratah-St. Johnsville HS
42	Josh Shea	RHP	5-11	175	Fr.	R/R	Cortlandt Manor, N.Y.	Hendrick Hudson HS
45	August Biben	RHP	6-0	230	Sr.	R/R	New York, N.Y.	Riverdale County School

CATCHERS (3)

#	NAME	POS	HT	WT	YR	B/T	HOMETOWN	HIGH SCHOOL
1	John Quinlan	C/OF	5-9	180	So.	S/R	Menlo Park, Calif.	Menlo-Atherton HS
23	Braden Mack	C/RHP	6-2	210	Jr.	R/R	Woodbridge, Va.	Potomac HS
40	Nathan Waugh	C	6-5	230	Jr.	R/R	Placentia, Calif.	Yorba Linda HS

INFIELDERS (10)

#	NAME	POS	HT	WT	YR	B/T	HOMETOWN	HIGH SCHOOL
2	Matt Barnhorst	INF/OF	6-0	195	Jr.	R/R	Ponte Vedra Beach, Fla.	Ponte Vedra HS
3	Ryan Ross	INF	6-0	195	Sr.	R/R	Elmhurst, Ill.	York Community HS
7	Max Jensen	INF	6-2	190	So.	L/R	Burke, Va.	Lake Braddock Secondary
8	Franco Alonso	INF	6-2	195	Sr.	R/R	Pasadena, Calif.	Polytechnic School
12	Ryan Porter	INF	6-0	185	So.	R/R	Houston, Texas	Paetow HS
13	Shane Russell	1B	6-2	220	Sr.	R/R	Matthews, N.C.	Charlotte Christian School
18	TJ Swidorski	INF	6-0	185	Fr.	R/R	Woodbury, Minn.	East Ridge HS
25	Beck Urofsky	INF/RHP	6-4	225	Fr.	R/R	Silver Spring, Md.	Bethesda-Chevy Chase HS
30	Joe Hollerbach	INF	6-3	215	Sr.	R/R	Orinda, Calif.	Miramonte HS
37	William Jaun	1B/LHP	6-3	225	So.	L/L	Loveland, Ohio	St. Xavier HS

OUTFIELDERS (7)

#	NAME	POS	HT	WT	YR	B/T	HOMETOWN	HIGH SCHOOL
4	Caden Wildman	OF	6-3	215	Fr.	R/R	Woodbury, Minn.	East Ridge HS
6	Kyle Musser	OF	5-10	182	So.	R/R	Lititz, Pa.	Manheim Township HS
11	Wils Guy	OF	5-10	165	Sr.	R/R	San Luis Obispo, Calif.	San Luis Obispo HS
15	Sam Kaplan	OF	6-1	210	Sr.	R/R	Las Vegas, Nev.	The Meadows School
21	Elijah Diaz	OF	5-8	181	Sr.	L/L	Bronx, N.Y.	All Hallows HS
22	Jakobi Davis	OF	6-4	210	So.	L/L	Sarasota, Fla.	Sarasota Riverview HS
36	Matthew Walters	OF/RHP	5-11	195	Fr.	R/R	Granbury, Texas	Granbury HS

CORNELL COACHING AND SUPPORT STAFF

Ted Thoren Head Coach of Cornell Baseball: Dan Pepicelli (SUNY Cortland '90), 8th season

Associate Head Coach: Tom Ford (Ithaca '79), 33rd season with program; 15th in role

Assistant Coach (Third Base Coach): John Toppa (UConn '19), 2nd season with program; 1st in role

Volunteer Assistant Coach (First Base Coach): Justin Devoid (Colby-Sawyer '17), 1st season with program

Athletic Trainer: Grace DeStefano, 1st season with team

NUMERICAL ROSTER

#	NAME	POS	YR
1	John Quinlan	C/OF	So.
2	Matt Barnhorst	INF/OF	Jr.
3	Ryan Ross	INF	Sr.
4	Caden Wildman	OF	Fr.
5	Chris Ellison	RHP	So.
6	Kyle Musser	OF	So.
7	Max Jensen	INF	So.
8	Franco Alonso	INF	Sr.
9	Story Kimura	RHP	Jr.
11	Wils Guy	OF	Sr.
12	Ryan Porter	INF	So.
13	Shane Russell	1B	Sr.
14	Tom Ford	AHC	33rd
15	Sam Kaplan	OF	Sr.
16	Will Long	RHP	So.
17	William Stephens	RHP	Jr.
18	TJ Swidorski	INF	Fr.
19	Noah Keller	LHP	Fr.
20	Ethan Hamill	RHP	Fr.
21	Elijah Diaz	OF	Sr.
22	Jakobi Davis	OF	So.
23	Braden Mack	C/RHP	Jr.
24	Dan Pepicelli	HC	8th
25	Beck Urofsky	INF/RHP	Fr.
26	Tom Clancy	RHP	So.
27	John Toppa	AC	2nd
28	Spencer Edwards	LHP	Sr.
30	Joe Hollerbach	INF	Sr.
31	John Gerfen	LHP	Fr.
32	Carson Mayfield	RHP	Fr.
34	Von Baker	RHP	Jr.
36	Matthew Walters	OF/RHP	Fr.
37	William Jaun	1B/LHP	So.
40	Nathan Waugh	C	Jr.
42	Josh Shea	RHP	Fr.
44	Justin Devoid	VAC	1st
45	August Biben	RHP	Sr.

PRONUNCIATION GUIDE

#	NAME	PRONUNCIATION
6	Kyle Musser	MUSS-er
9	Story Kimura	kih-MURR-uh
15	Sam Kaplan	CAP-lynn
18	TJ Swidorski	swi-DOOR-skee
22	Jakobi Davis	juh-CO-bee
25	Beck Urofsky	YUHR-off-skee
30	Joe Hollerbach	HAHL-err-back
31	John Gerfen	guh-r-fin
37	William Jaun	jon
40	Nathan Waugh	WAH
45	August Biben	BYE-bin
HC	Dan Pepicelli	pep-i-SELL-ee
AC	John Toppa	TOE-puh
VAC	Justin Devoid	dih-VOID

FRIDAY'S PROBABLE STARTING PITCHER



SPENCER EDWARDS LHP #28

2023 STATS: 1-2, 5.40 ERA, 28.1 IP, 24 BB, 20 SO

Height / Weight: 6-3 / 190 lbs. Bats/Throws: L/L
 Hometown: Rancho Santa Margarita, Calif. Year: Senior
 High School: Santa Margarita Catholic

NEWS & NOTES ON EDWARDS

- ▶ **THIS WEEKEND:** Slated to make 32nd career appearance, 17th career start, and second start of season ... seeking to snap seven-game streak of not factoring in decision.
- ▶ **LAST TIME OUT:** Made first start of his senior campaign last Friday against Harvard, tossing four shutout innings while not allowing a hit ... despite holding Harvard hitless, did issue season-high five walks while struck out two.
- ▶ **NO HITS:** Held Harvard without a hit over his four-inning outing last Friday ... second instance in Edwards' collegiate career in which he opened game without allowing a hit in the first four innings (other came in collegiate debut against No. 16-ranked Duke on Feb. 22, 2020).
- ▶ **TOUGH TO HANDLE:** Edwards has been one of the more difficult Ivy League pitchers to face this season with opponents hitting just .182 off the senior southpaw (18 hits in 99 at-bats) ... 18 hits allowed are the fewest by any Ancient Eight pitcher and .182 batting average against is the second-lowest among eligible Ivy League pitchers (Penn's Ryan Dromboski — .177) ... through the completion of Wednesday's contests, Edwards has a 5.72 hits-per-9-inning ratio, ranking 25th nationally and is second in the Ivy League (trailing Dromboski — 5.68).
- ▶ **STYMIING THE IVIES:** Although not eligible to be ranked in the official Ivy League statistics since he has not pitched at least one inning per team game, Edwards' .154 batting average against in conference contests would be the best of any Ivy League pitcher. Brown's Jack Seppings currently paces the conference with a .143 average against (7-of-43).
- ▶ **CAN'T TOUCH EDWARDS:** His 18 hits allowed so far this season rank as the second-fewest by a eligible pitcher with at least one inning pitched per team game ... Valparaiso's Bobby Nowak (17 hits over 30 IP) has the lone total lower than Edwards ... of the 18 hits allowed by Edwards this season only three have been extra-base hits (two doubles, one home run) ... enters weekend with a .210 BABIP (batting average on balls in play) figure, according to *D1Baseball.com*, ranking 12th nationally.
- ▶ **SHUTTING PRINCETON DOWN:** In his lone career appearance against Princeton last April 9, Edwards gave up one run on four hits over an eight-inning start at Clarke Field, aiding the Big Red to a 4-1 victory over the Tigers, while walking three and fanning eight. Edwards' 8 IP and 8 SO in the start remain career highs for the senior southpaw hurler.

LAST TIME AGAINST PRINCETON

Date	W-L	SCORE	IP	H	R	ER	HR	BB	SO	HBP	WP	BK	P/K	S%
4/9/22	W	7-1	8.0	4	1	1	0	3	8	1	0	0	99/66	66.7%

- ▶ **2022:** Started 12 of his 13 appearances last season after 2021 season was canceled due to COVID-19 pandemic ... pitched at least six innings in four contests ... struck out career-high eight batters twice (March 5 at Coppin State; at Princeton April 9) ... outing at Princeton on April 9 featured him pitching career-high 8 IP while surrendering one run on four hits.
- ▶ **2020:** Made impressive start on Feb. 22 at Duke, yielding one run on five innings in collegiate debut ... named Ivy League Rookie of the Week on Feb. 24 following his outing at Duke ... made starts against Niagara and South Carolina before season was truncated due to COVID-19 pandemic.

2023 GAME LOG (15 G/1 GS/0 QS) BIG RED RECORD IN STARTS: 0-1

Date	W-L	SCORE	IP	H	R	ER	HR	BB	SO	P/K	LEFT
2/25*	ND	2-9	3.0	5	5	5	0	4	4	76/39	—
3/3*	ND	2-5	2.1	0	0	0	0	0	0	27/19	—
3/4*	ND	3-6	2.0	0	0	0	0	2	0	28/13	—
3/11*	ND	5-10	3.0	0	0	0	0	1	3	48/31	—
3/12*	L	3-9	2.2	3	5	5	0	3	5	67/36	—
3/18*	L	3-4	2.0	1	2	2	0	2	0	38/21	—
3/19*	ND	4-15	0.2	2	0	0	0	1	2	28/15	—
3/24*	W	5-3	3.0	1	0	0	0	0	1	45/27	—
3/26 (2)*	Y	ND	7-5	0.0	0	0	0	0	0	5/2	—
4/1*	ND	7-12	0.2	2	4	4	1	5	1	38/14	—
4/2 (2)*	ND	13-8	1.0	1	0	0	0	0	0	22/14	—
4/8 (1)*	ND	8-12	1.1	1	3	0	0	0	0	24/14	—
4/9*	ND	2-5	1.2	1	0	0	0	0	2	23/15	—
4/11*	ND	0-6	1.0	1	1	1	0	1	0	24/12	—
4/14	H	6-7	4.0	0	0	0	0	5	2	82/40	2-0
TOTALS	1-2	5.40	28.1	18	22	17	1	24	20	575/312	54.3%

* - denotes relief appearance

EDWARDS' CAREER STATS

	W	L	ERA	G	GS	CG	IP	H	R	ER	HR	BB	SO	WHIP	
2020	0	3	9.00	3	3	0	10.0	9	13	10	1	11	13	1.82	
2021	— NO SEASON (COVID-19 PANDEMIC) —														
2022	2	7	8.30	13	12	0	55.1	56	59	51	11	36	45	1.66	
2023	1	2	5.40	15	1	0	28.1	18	22	17	1	24	20	1.48	
TOTALS	3	12	7.49	31	16	0	93.2	83	94	78	13	71	78	1.64	

SINGLE-GAME HIGHS & LOWS

2023	CAREER
4.0, 4/14 at Harvard	IP 8.0, 4/9/22 at Princeton
5, (2x), Last: 3/12 at VCU	Runs 9, (2x), Last: 3/13/22 at Maryland
5, (2x), Last: 3/12 at VCU	Earned Runs 9, 3/13/22 at Maryland
5, 2/25 at James Madison	Hits 8, 3/19/22 at Richmond
1, 4/1 at Columbia	Home Runs 2, (2x), Last: 5/7/22 at Brown
5, 4/1 at Columbia	Walks 5, (3x), Last: 4/1/23 at Columbia
5, 4/12 at VCU	Strikeouts 8, (2x), Last: 4/9/22 at Princeton
82, 4/14 at Harvard	Pitches 112, 3/25/22 vs. Harvard
1, 3/24	Win Streak 1, (3x), Last: 3/24/23
2 games, 3/12 - 3/18	Losing Streak 4 games, 2/22 - 2/26/22
10.1 IP, 2/25 - 3/12	Scoreless Streak 10.1 IP, 2/25/23 - 3/12/23
4.0 IP, 4/14 at Harvard	Hitless Innings to Start 4.0 IP, (2x), Last: 4/14/23 at Harvard

IVY LEAGUE LEADERS

TOP HITS-PER-9-INNING RATIO

Ivy League Pitchers (through 4/20/23)

PLAYER	IP	H	H/9
Ryan Dromboski	44.1	28	5.68
▶ C Spencer Edwards	28.1	18	5.72
Owen Coady	45.1	30	5.96
Cole Zaffiro	44.1	30	6.09

BATTING AVERAGE AGAINST LEADERS

Among Ivy League Pitchers (through 4/20/23)

PLAYER	H	AB	BAA
Ryan Dromboski	28	158	.177
▶ C Spencer Edwards	18	99	.182
Owen Coady	30	159	.189
Cole Zaffiro	30	156	.192
Justin Kim	29	131	.221

NCAA LEADERS

FEWEST HITS ALLOWED

This Season (as of 4/20/23)

PLAYER	IP	H	H/9
Bobby Nowak	30.0	17	5.10
▶ C Spencer Edwards	28.1	18	5.72
Tommy Vail	37.1	21	5.06
Cooper Rawls	38.1	22	5.17
Ryan Palmblad	36.2	22	5.40
Aidan Tyrell	36.1	22	5.45

Pitchers listed are ranked in top 150 of H/9 inn.

SATURDAY'S GAME ONE PROBABLE STARTING PITCHER



ETHAN HAMILL RHP **#20**
2023 STATS: 1-5, 7.68 ERA, 34.0 IP, 18 BB, 18 SO

Height / Weight: 6-3 / 200 lbs. Bats/Throws: R/R
 Hometown: Chester, Va. Year: Freshman
 High School: Thomas Dale HS

NEWS & NOTES ON HAMILL

- ▶ **THIS WEEKEND:** Hamill looks to make his ninth start of the season this weekend, the most by a Cornell freshman pitcher since **BRIAN MCAFEE** started in all 11 of his outings back in 2012.
- ▶ **LAST TIME OUT:** Earned his first collegiate victory last Saturday in opening game of doubleheader against Harvard ... gave up two runs on two hits over five innings while walking five and fanning four ... his four strikeouts matched his previous season high initially set against VCU on March 11.
- ▶ **LOWERING HIS ERA:** After allowing 15 earned runs over 11 IP in his first three collegiate outings (12.27 ERA), has 14 ER over his last five appearances (all starts) in 23 IP, good for a 5.48 ERA.
- ▶ **QUALITY OUTING:** Logged first career quality start (6+ IP and 3 ER or fewer) of season in nightcap of March 18 doubleheader at George Mason when he allowed two runs (one earned) on seven hits in 6 IP.
- ▶ **PRIOR TO CORNELL:** Earned four letters in baseball at Thomas Dale HS ... named an All-Region and All-Metro selection in 2022 ... was a two-time district champion in 2021 and 2022 ... awarded 2022 US Army Reserve National Scholar-Athlete Award ... nominated for 2022 Richmond Sports Backers Male Scholar-Athlete of the Year.

2023 GAME LOG (8 G/8 GS/1 QS) BIG RED RECORD IN STARTS: 2-6

Date	W-L	SCORE	IP	H	R	ER	HR	BB	SO	P/K	LEFT
2/25	L	2-9	3.0	3	4	4	1	5	0	75/38	2-4
3/4	L	3-6	4.0	6	3	3	2	2	3	67/42	0-3
3/11	L	5-10	4.0	11	8	8	1	1	4	73/38	5-8
3/18 (2)	ND	3-4	6.0	7	2	1	0	1	3	83/55	2-2
3/24	ND	5-3	4.1	5	3	3	1	1	2	68/40	1-2
4/1	L	7-12	4.2	8	6	6	3	2	0	95/52	3-6
4/8 (1)	L	8-12	3.0	7	9	2	0	1	2	84/46	4-8
4/15 (1)	W	11-6	5.0	2	2	2	0	5	4	88/45	9-2
TOTALS	1-5	7.68	34.0	49	37	29	8	18	18	633/356	56.2%

HAMILL'S CAREER STATS

	W	L	ERA	G	GS	CG	IP	H	R	ER	HR	BB	SO	WHIP
2023	1	5	7.68	8	8	0	34.0	49	37	29	8	18	18	1.97
TOTALS	1	5	7.68	8	8	0	34.0	49	37	29	8	18	18	1.97

SINGLE-GAME HIGHS & LOWS

2023	CAREER
6.0, 3/18 (G2) at George Mason	IP 6.0, 3/18/23 (G2) at George Mason
9, 4/8 (G1) vs. Brown	Runs 9, 4/8/23 (G1) vs. Brown
8, 3/11 at VCU	Earned Runs 8, 3/11/23 at VCU
11, 3/11 at VCU	Hits 11, 3/11/23 at VCU
3, 4/1 (G1) at Columbia	Home Runs 3, 4/1/23 (G1) at Columbia
5, (2x), Last: 4/15 (G1) at Harvard	Walks 5, (2x), Last: 4/15/23 (G1) at Harvard
4, (2x), Last: 4/15 (G1) at Harvard	Strikeouts 4, (2x), Last: 4/15/23 (G1) at Harvard
95, 4/1 (G1) at Columbia	Pitches 95, 4/1/23 (G1) at Columbia
1 game, 4/15 - Present	Win Streak 1 game, 4/15/23 - Present
3 games, 2/25 - 3/11	Losing Streak 3 games, 2/25/23 - 3/11/23
4.2 IP, 3/18 - 3/24	Scoreless Streak 4.2 IP, 3/18/23 - 3/24/23
2.0 IP, 3/24 at Yale	Hitless Innings to Start 2.0 IP, 3/24/23 at Yale

SATURDAY'S GAME TWO PROBABLE STARTING PITCHER



NOAH KELLER LHP #19
 2023 STATS: 2-5, 5.26 ERA, 37.2 IP, 22 BB, 40 SO

Height / Weight: 6-1 / 210 lbs. Bats/Throws: L/L
 Hometown: Goodrich, Mich. Year: Freshman
 High School: Goodrich HS

NEWS & NOTES ON KELLER

► **THIS WEEKEND:** Keller will look to make his ninth start of the season, which is the most by a Cornell freshman pitcher since **BRIAN MCAFEE** started all 11 of his outings in 2012.

► **LAST TIME OUT:** Logged second consecutive seven-inning outing in nightcap of last Saturday's doubleheader against Harvard ... registered third quality start in last four outings after allowing two earned runs on six hits ... matched season high for strikeouts for third time, fanning seven Crimson batters.

► **THANK U, NEXT:** In his last four outings — all of which have been Ivy League contests — has struck out at least five batters, registering a 9.75 SO-per-9-inning ratio (26 SO over 24 IP) ... Keller has 5+ SO in six of his eight collegiate starts so far.

► **LOWERING HIS ERA:** After allowing 13 earned runs over his first three collegiate starts (12.10 ERA), has given up just 9 ER over 28 IP in his last six appearances (five starts), good for an impressive 2.89 ERA.

► **TROUBLING THE ANCIENT EIGHT:** Keller has excelled in his quartet of Ivy League starts, recording three quality starts (6+ IP with 3 ER or less) ... southpaw hurler has 2.25 ERA (6 ER in 24 IP) with 26 SO (9.75 SO/9) and 7 BB (3.71 SO/BB) ... his 2.25 ERA (3rd), 19 strikeouts (7th), .222 batting average against (10th) in Ivy League games all rank in the top 10 among eligible pitchers (*min: 1 IP/team game*).

► **FRESH(MAN) ARM:** Started season opener at James Madison (Feb. 24), becoming first Cornell freshman to start season opener since RHP **COREY PAPPEL** (2/29/08 vs. Siena) ... first LHP to start Big Red's season-opener since LHP **ZACH MCCULLEY** (3/1/14 vs. Navy).

► **PRIOR TO CORNELL:** Four-year letterwinner in baseball at Goodrich HS and was selected as an All-Conference selection in three seasons (2019, 2021, 2022) ... two-time All-State selection (2021, 2022) ... named to 2022 All-State Dream Team.

IVY LEAGUE LEADERS

KELLER'S RANKS IN IVY LEAGUE PLAY
This Season

CATEGORY	TOTAL	RANK
Innings Pitched	24.0	T-7th
ERA	2.25	5th
Runs Allowed	8	T-6th
Earned Runs Allowed	6	T-4th
Strikeouts	26	T-6th
Looking Strikeouts	12	2nd
Opp. Batting Average	.225	10th

2023 GAME LOG (9 G/8 GS/3 QS) BIG RED RECORD IN STARTS: 2-6

Date	W-L	SCORE	IP	H	R	ER	HR	BB	SO	P/K	LEFT
2/24	L	5-11	3.0	4	6	6	1	5	1	67/36	5-2
3/3	ND	2-5	4.2	3	2	1	0	4	5	85/47	2-2
3/10	L	9-14	2.0	4	6	6	1	4	5	62/32	5-6
3/12*	ND	3-9	0.1	0	0	0	0	1	0	9/3	—
3/19	ND	4-15	3.2	4	3	3	0	1	3	65/34	3-3
3/26 (2)	W	7-5	6.0	5	3	2	1	1	7	80/44	6-3
4/2 (1)	L	1-15	4.0	4	2	1	0	3	5	90/49	0-2
4/8 (2)	L	0-1	7.0	5	1	1	0	1	7	109/74	0-1
4/14	W	3-2	7.0	6	2	2	0	2	7	94/55	3-2
TOTALS	2-5	5.26	37.2	35	25	22	3	22	40	661/374	56.6%

* - denotes relief appearance

KELLER'S CAREER STATS

	W	L	ERA	G	GS	CG	IP	H	R	ER	HR	BB	SO	WHIP
2023	2	5	5.26	9	8	0	37.2	35	25	22	3	22	40	1.51
TOTALS	2	5	5.26	9	8	0	37.2	35	25	22	3	22	40	1.51

SINGLE-GAME HIGHS & LOWS

2023	CAREER
7.0, (2x), Last: 4/15 (G2) at Harvard	IP 7.0, (2x), Last: 4/15/23 (G1) at Harvard
6, (2x), Last: 3/10 at VCU	Runs 6, (2x), Last: 3/10/23 at VCU
6, (2x), Last: 3/10 at VCU	Earned Runs 6, (2x), Last: 3/10/23 at VCU
6, 4/15 (G2) at Harvard	Hits 6, 4/15/23 (G1) at Harvard
1, (3x), Last: 3/26 (G2) at Yale	Home Runs 1, (3x), Last: 3/26/23 (G2) at Yale
5, 2/24 at James Madison	Walks 5, 2/24/23 at James Madison
7, (3x), Last: 4/15 (G2) at Harvard	Strikeouts 7, (3x), Last: 4/15/23 (G2) at Harvard
109, 4/8 (G2) vs. Brown	Pitches 109, 4/8/23 (G2) vs. Brown
1 game, (2x), Last: 4/15 - Pres.	Win Streak 1 game, (2x), Last: 4/15/23 - Pres.
2 games, 4/2 - 4/8	Losing Streak 2 games, 4/2/23 - 4/8/23
7.1 IP, 4/8 - 4/15	Scoreless Streak 7.1 IP, 4/8/23 - 4/15/23
2.2 IP, 4/8 (G2) vs. Brown	Hitless Innings to Start 2.2 IP, 4/8/23 (G2) vs. Brown

CORNELL QUICK FACTS

GENERAL INFORMATION

Location Ithaca, N.Y.
 Enrollment (2021 Undergraduate) 15,503
 Founded 1865
 Nickname Big Red
 School Colors Carnelian Red (Pantone 187) and White
 Conference The Ivy League
 President Martha E. Pollack
 Meakam*Smith Director of Athletics Dr. Nicki Moore
 Athletics Website CornellBigRed.com

HISTORY

Seasons of Baseball 152nd
 First Season 1869
 All-Time Record (Win %) 1744-1980-35 (.469)
 Ivy League Regular-Season Titles (last) 6 (2012)
 Ivy League Championship Titles (last) 1 (2012)
 NCAA Tournament Appearances (last) 2 (2012)
 NCAA Tournament Record (Win %) 2-4 (.333)
 Most Consecutive NCAA Appearances Never
 College World Series Appearances (last) Never
 National Championships None

HOY FIELD

Year Opened (Seasons) 1922 (101st)
 Capacity 500
 All-Time Record (Win %) 635-523-8 (.548)
 Under Dan Pepicelli (Win %) 26-39-1 (.402)

BOOTH FIELD

Year Opened (Seasons) 2023 (1st)
 Capacity 500
 All-Time Record (Win %) 0-0 (.000)
 Under Dan Pepicelli (Win %) 0-0 (.000)

COACHING STAFF

Head Coach Dan Pepicelli (Cortland '90)
 Record at Cornell 81-140-1 (.367)
 Overall Record 302-317-3 (.488)
 Associate Head Coach Tom Ford (Ithaca '79)
 Assistant Coach John Toppa (UConn '19)
 Volunteer Assistant Justin Devoid (Colby-Sawyer '17)

2022 IN REVIEW

Overall Record 11-25
 Ivy League Record (Finish) 5-16 (7th)
 Home Record 4-9
 Road Record 7-15
 Neutral Record 0-1
 Ivy League Championship Series Did not qualify
 NCAA Tournament Not selected

2023 TEAM INFORMATION

Returners / Lost 24 / 11
 Newcomers 9
 Fr / So / Jr / Sr 9 / 9 / 6 / 9



COMMUNICATIONS

Jeremy Hartigan
 Associate Director of Athletics for Communications
 Marshall Haim
 Assistant Director of Athletic Communications (BB)
 Phone 716.465.4945
 Email mh2348@cornell.edu
 Matthew Jensen
 Assistant Director of Athletic Communications
 Aaron Kelly
 Communications Coordinator

Mailing Address Cornell University Athletics
 Teagle Hall, 512 Campus Road, Ithaca, N.Y., 14853
 Twitter / Instagram @CornellSports
 Facebook /CornellSports

#YELLCORNELL

SCOUTING REPORT

	as of 4/20/23	
.243	BATTING AVG.	>> .277
4.88	RUNS	>> 6.38
1.69	DOUBLES	>> 2.06
0.15	TRIPLES	>> 0.25
0.77	HOME RUNS	>> 1.19
4.50	RBI	>> 6.03
.337	ON-BASE PCT.	>> .373
.372	SLUGGING PCT.	>> .454
39/53 ^(.736)	STOLEN BASES	>> 23/31 ^(.742)
6.78 <<	ERA	7.69
6.42	STRIKEOUTS	>> 6.90
.281 <<	OPPONENT AVG.	.300
1.83	WHIP	>> 1.82
.9588 <<	FIELDING PCT.	.9587

ABOUT PRINCETON

- ▶ Princeton enters this weekend with a 15-17 overall record and a 7-5 mark in Ivy League play.
- ▶ The Tigers are coming off a 9-6 win at Rider on Wednesday in a non-conference contest. Matt Scannell was the winning pitcher and also hit a home run in the victory. Eric Marasheski and Kyle Vinci also went yard for the Tigers. Jacob Faulkner earned his fifth save of the season, throwing a scoreless ninth inning.
- ▶ Last weekend, the Tigers took two of three contests from Columbia at Clarke Field. Princeton also has marquee victories over Georgia (Feb. 26) and Duke (March 3) earlier this year in non-conference play.
- ▶ Scott Bandura leads Princeton with his .402 batting average on the year. Kyle Vinci has a team-leading 14 home runs and 36 RBI on the year. Bandura is right behind Vinci with 33 RBI.
- ▶ Freshman Justin Kim has shined out of the bullpen for Princeton, posting a 5-1 record with a 2.86 ERA over 10 relief outings. Tom Chmielewski (4-4, 3.97 ERA) has been the Tigers' top pitcher in their usual rotation this season, striking out 44 and issuing just 14 walks.

WILS' OUR GUY

▶ Senior outfielder **WILS GUY** enters this weekend riding a career-high eight-game hit streak and has reached base safely in each of his last nine games. During the stretch, Guy has a .379/.455/.552 slash line while registering five doubles and driving in three runs in addition to scoring seven times and stealing three bases — two of which came on April 9 at Binghamton.

▶ Guy has reached base safely in 16 of his last 17 contests, posting a .300/.373/.433 slash line during the time frame. He has a hit in 13 of the 16 games in which he has recorded an at-bat, as the lone game without at-bat featured him drawing a pinch-hit walk against Brown on April 9.

MISTER RELIABLE

▶ Fellow senior outfielder **SAM KAPLAN** has displayed his ability for reaching base safely this season as the Las Vegas native has reached safely in 23 of his 26 appearances.

▶ Kaplan is riding a six-game hit streak — his third hit streak of at least five games this season — and a 12-game on-base streak heading into this weekend's series. Over his last 12 contests, the 6-foot-1 right fielder is slashing .367/.415/.633 with five doubles, one triple, two home runs and 12 RBI.

▶ Should he reach base in all three games this weekend, Kaplan will register Cornell's first 15-game on-base streak since **ADAM SAKS** had a 26-game streak in 2019.

136 YEARS | 213 MILES | 256 MEETINGS

▶ Entering this weekend's three-game set, Cornell and Princeton have played each other 256 times. The Tigers have a 154-100-2 advantage in the all-time series.

▶ Cornell has defeated Princeton at least once in each of the last 14 seasons, and in 26 of the last 27 campaigns.

▶ The last time the Big Red was swept by the Tigers was when Princeton won all four games of its series in 2006. Cornell has not been swept by Princeton at home since the Tigers swept a May 1 doubleheader in 1991 at Hoy Field.

▶ Senior outfielder **SAM KAPLAN** had a weekend to remember last year against Princeton, going 5-for-9 (.556) with a double and three RBI. Senior **WILS GUY** hit a home run and drove in a team-leading four RBI on the weekend. Sophomore infielder **MAX JENSEN** and senior infielder **RYAN ROSS** also hit round-trippers for the Big Red.

▶ Fellow senior left-handed pitcher **SPENCER EDWARDS** shined for Cornell allowing one run on four hits over eight innings of work in the Big Red's 7-1 victory in the nightcap of an April 9 doubleheader. Sophomore right-hander **CHRIS ELLISON** pitched 3.1 shutout innings of relief in the series.



All-Time vs. Princeton	100-154-2
in Ithaca, N.Y.	55-69-1
in Princeton, N.J.	45-85-1

LAST 5 GAMES VS. PRINCETON			
DATE	H/A	W/L	SCORE
4/20/19 (2)	H	W	15-9
4/21/19	H	L	2-4
4/9/22 (1)	A	L	3-12
4/9/22 (2)	A	W	7-1
4/10/22	A	L	6-10

2023 IVY LEAGUE STANDINGS

DASHED LINE DENOTES CUTOFF FOR IVY LEAGUE CHAMPIONSHIP SERIES

as of 4/20/23	IVY LEAGUE					OVERALL					RPI
	SCHOOL	W-L	PCT	GB	STREAK	W-L	PCT	STREAK	HOME	AWAY	
P Penn	9-3	.750	—	W4	21-11	.656	W6	6-4	15-7	0-0	163
C Columbia	8-4	.667	1.0	L1	18-13	.581	W1	7-2	11-11	0-0	84
H Harvard	8-4	.667	1.0	L2	12-20	.375	L3	4-4	7-13	1-3	258
P Princeton	7-5	.583	2.0	W1	15-17	.469	W2	5-2	8-15	2-0	128
Y Yale	7-5	.583	2.0	W3	13-17	.433	L1	2-6	11-11	0-0	257
C Cornell	5-7	.417	4.0	W2	6-20	.231	W2	1-3	5-15	0-2	281
B Brown	4-8	.333	5.0	L3	7-21	.250	L4	2-10	4-9	1-2	277
D Dartmouth	0-12	.000	9.0	L12	1-28	.034	L21	0-11	1-13	0-4	301

LAST WEEK'S SCORES

Tuesday, April 11

Binghamton 6, Cornell 0
#11 Boston College 5, Harvard 4
Rhode Island 12, Brown 5

Wednesday, April 12

#11 BC 14, Dartmouth 10
Princeton 17, Monmouth 11
Penn 15, Villanova 4 (8 inn.)
Columbia 16, Fordham 9
Yale 8, Hartford 4

Friday, April 14

Harvard 7, Cornell 6
Princeton 10, Columbia 9
Penn 6, Brown 4

Saturday, April 15

Cornell 11-3, Harvard 6-2
Penn 13-4, Brown 6-1
Yale 16-5, Dartmouth 3-2

Sunday, April 16

Columbia 4-5, Princeton 3-7
Yale 1, Dartmouth 0

THIS WEEK'S SCORES / SCHEDULE

Tuesday, April 18

Stonehill 8, Harvard 4

Wednesday, April 19

Columbia 22, Marist 4
Princeton 9, Rider 6
Penn 6, Monmouth 2
Quinnipiac 11, Yale 4
Siena 20, Dartmouth 1 (7 inn.)

Friday, April 21

Princeton at Cornell, 3:30

Saturday, April 22

Princeton at Cornell, 11:30 a.m.
Harvard at Brown, 11:30 a.m.
Dartmouth at Columbia, 11:30 a.m.
Yale at Penn, 11:30 a.m.
All games are scheduled DHS

Sunday, April 23

Harvard at Brown, 12:00
Dartmouth at Columbia, 12:00
Yale at Penn, 12:00



AROUND THE IVY LEAGUE

PLAYERS OF THE WEEK

	Award	PLAYER
Feb. 27	Player	P Scott Bandura
	Pitcher	H Chris Clark
	Rookie	H William Lybrook
March 6	Player	C Seth Dardar
	Pitcher	P Owen Coady
	Rookie	B Carter Rasmussen
March 13	Player	C Griffin Palfrey
	Pitcher	P Andy Leon
	Rookie	P Davis Baker
March 20	Player	P Seth Werchan
	Pitcher	P Tom Chmielewski
	Rookie	P Davis Baker
March 27	Player	P Kyle Vinci
	Pitcher	P Justin Kim
	Rookie	P Ryan Taylor
April 4	Player	C Seth Dardar
	Pitcher	Y Colton Shaw
	Rookie	P Davis Baker
April 10	Player	C Cole Hage
	Pitcher	P Ryan Dromboski
	Rookie	B Mark Henson
April 17	Player	P Wyatt Henseler
	Pitcher	P Ryan Dromboski
	Rookie	Y Daniel Cohen

WAUGH(TCH) IT FLY!

▶ Despite having his career-long six-game hit streak snapped against Brown on April 9, junior catcher **NATHAN WAUGH** has been one of Cornell's hottest hitters as of late. Over his last 11 games, Waugh is hitting .390 (16-of-41) with seven of his hits going for extra bases (three doubles, four home runs).

▶ Waugh's 17 RBI currently ranks second on the team, trailing sophomore infielder **MAX JENSEN** (18). Of the 17 runs driven in by Waugh this season, 15 have come in his last 11 appearances.

CLICKING AT THE RIGHT TIME

▶ Since Ivy League play began in late March, Cornell's hitting has clicked on a whole different level.

▶ Over its first 12 contests, Cornell was hitting at a .201 clip while posting a .617 OPS (.309 on-base plus .308 slugging percentage). Since its Ivy League opener on March 24 at Yale, the Big Red is hitting .276 with a .782 OPS (.359 on-base plus .423 slugging).

▶ In its 12 Ivy League games so far, Cornell is slashing .277/356/433 with 41 of the team's 117 hits going for extra bases (27 doubles, three triples, 11 home runs).

▶ Pitching has also seen an increase in various statistical categories since opening Ancient Eight play, including a 3.38 point improvement in ERA, the team's WHIP has dropped by 34 points, and batting average against has decreased by 54 points.

A GOOD DOZEN GAMES

▶ Cornell is off to its best 12-game start in Ivy League play since 2017, when it had a 6-6 record over its first 12 Ancient Eight contests.

▶ With a win in the opening game of the series on Friday, Cornell will have its best 13-game start to Ivy League play since also having a 6-7 record in 2017.

▶ A sweep of Princeton would ensure the Big Red of having at least a .500 record after its first 15 Ivy League games for the first time since 2013 (also went 8-7), and the fifth time since the disbandment of the Eastern Intercollegiate Baseball League after the 1992 season (1998, 2005, 2012, 2013).

STAT BREAKDOWN

WAUGH'S BATTING BREAKDOWN

This Season

GAMES	AVG	OBP	SLG	OPS
First Nine	.147	.297	.233	.531
▶ Last 11	.390	.469	.756	1.225

STAT BREAKDOWN

SEASON HITTING BREAKDOWN

This Season

GAMES	AVG	OBP	SLG	OPS
First 12	.201	.309	.308	.617
▶ Last 14	.276	.359	.423	.782
+/-	+0.75	+0.050	+0.115	+0.165

SEASON PITCHING BREAKDOWN

This Season

GAMES	ERA	WHIP	BAA	BB/9
First 12	8.66	2.02	.311	7.17
▶ Last 14	5.28	1.68	.257	6.17
+/-	-3.38	-0.34	-0.054	-1.00

2023 IVY LEAGUE PRESEASON POLL

SCHOOL (FIRST-PLACE VOTES)	PTS
1. C Columbia (12)	124
2. P Penn (3)	113
3. D Dartmouth (1)	91
4. H Harvard	75
5. Y Yale	68
6. B Brown	45
7. P Princeton	31
8. C Cornell	29

2023 BIG RED HOME RUNS

PLAYER	HR	vL	vR	ROAD /		RUNNERS ON				OUTS			GO		DIRECTION					TEAM	LAST HR							
				HOME	NEUTRAL	0	1	2	3	0	1	2	TIED	AHEAD	LF	LC	CF	RC	RF		W-L	DATE / OPP	PITCHER	AB SINCE				
Franco Alonso	—	—	—	—	—	—	—	—	—	—	—	—	—	—	—	—	—	—	—	—	—	—	—	—	—	—	—	20
Matt Barnhorst	2	—	2	—	2	1	—	—	1	—	1	1	—	1	—	—	2	—	—	—	—	—	1-1	3/24 at Yale	Shaw	—	20	
Jakobi Davis	1	1	—	—	1	—	1	—	—	—	1	—	—	—	—	—	—	—	—	—	—	1	0-1	2/26 at JMU	Kinsler	—	62	
Elijah Diaz	—	—	—	—	—	—	—	—	—	—	—	—	—	—	—	—	—	—	—	—	—	—	—	—	—	—	16	
Wils Guy	1	—	1	—	1	1	—	—	—	—	1	—	—	1	—	—	1	—	—	—	—	—	0-1	3/18 (G2) at GMU	Gartland	—	39	
Joe Hollerbach	2	1	1	—	2	—	1	1	—	1	—	1	—	—	—	1	—	—	1	—	—	—	0-2	4/1 at Columbia	Leon	—	44	
William Jaun	—	—	—	—	—	—	—	—	—	—	—	—	—	—	—	—	—	—	—	—	—	—	—	—	—	—	—	—
Max Jensen	1	—	1	—	1	—	1	—	—	—	1	—	—	1	—	—	—	—	—	—	—	—	1-0	4/2 (G2) at Columbia	Palfrey	—	33	
Sam Kaplan	2	1	1	1	1	1	—	1	—	—	—	2	—	—	—	1	—	—	1	—	—	—	1-1	4/4 vs. Ithaca	Bailey	—	32	
Braden Mack	—	—	—	—	—	—	—	—	—	—	—	—	—	—	—	—	—	—	—	—	—	—	—	—	—	—	27	
Kyle Musser	—	—	—	—	—	—	—	—	—	—	—	—	—	—	—	—	—	—	—	—	—	—	—	—	—	—	59	
Ryan Porter	2	1	1	—	2	1	1	—	—	—	—	2	—	—	—	1	1	—	—	—	—	—	1-1	4/15 (G1) at Harvard	Thomas	—	5	
John Quinlan	1	—	1	—	1	—	—	1	—	—	1	—	—	—	—	—	—	—	—	1	—	—	0-1	3/4 vs. PFW	Fine	—	85	
Ryan Ross	2	2	—	—	2	1	—	1	—	1	1	—	—	—	—	—	—	—	—	2	—	—	1-1	4/2 (G2) at Columbia	Ogden	—	15	
Shane Russell	—	—	—	—	—	—	—	—	—	—	—	—	—	—	—	—	—	—	—	—	—	—	—	—	—	—	56	
TJ Swidorski	1	—	1	—	1	—	1	—	—	—	—	1	—	—	—	1	—	—	—	—	—	—	0-1	2/25 at JMU	Murphy	—	36	
Beck Urofsky	—	—	—	—	—	—	—	—	—	—	—	—	—	—	—	—	—	—	—	—	—	—	—	—	—	—	3	
Matthew Walters	—	—	—	—	—	—	—	—	—	—	—	—	—	—	—	—	—	—	—	—	—	—	—	—	—	—	1	
Nathan Waugh	5	1	4	1	4	1	3	1	—	1	2	2	—	2	—	1	2	1	—	1	—	—	3-2	4/15 (G2) at Harvard	Matson	—	1	
Caden Wildman	—	—	—	—	—	—	—	—	—	—	—	—	—	—	—	—	—	—	—	—	—	—	—	—	—	—	13	

2-HR GAMES (0)

PLAYER DATE/OPP

— —

GRAND SLAMS (1)

PLAYER DATE/OPP

Matt Barnhorst 3/24 at Yale

LEADOFF HOME RUNS (0)

PLAYER DATE/OPP

— —

INSIDE-THE-PARK HR (0)

PLAYER DATE/OPP

— —

3-HR GAMES (0)

PLAYER DATE/OPP

— —

PINCH-HIT HR (0)

PLAYER DATE/OPP

— —

WALK-OFF HR (0)

PLAYER DATE/OPP

— —

BACK-TO-BACK HR (0)

PLAYER DATE/OPP

— —

BIG RED MISCELLANEOUS BATTING

PLAYER	MULTI-HIT GAMES						MULTI-RBI GAMES						HIT STREAKS				HITS			
	2	3	4	5+	TOTAL	CAREER	2	3	4	5+	TOTAL	CAREER	5-9	10-14	15+	ACTIVE	2023 HIGH	CAREER HIGH	INFIELD	BUNT
Franco Alonso	—	—	—	—	—	0	—	—	—	—	—	0	—	—	—	0	—	—	—	—
Matt Barnhorst	2	1	—	—	3	9	—	1	1	—	2	5	—	—	—	0	3 (3/5 - 3/11)	5 games, 2022	1	—
Jakobi Davis	2	—	—	—	2	5	2	—	—	—	2	5	1	—	—	3	6 (3/12 - 3/26)	6 games, 2023	4	—
Elijah Diaz	—	—	—	—	—	0	—	—	—	—	—	0	—	—	—	0	1, twice (4/2)	1 game, 2023	1	—
Wils Guy	5	—	—	—	5	16	—	—	—	—	6	6	1	—	—	8	8 (3/26 - 4/15)	8 games, 2023	1	—
Joe Hollerbach	4	1	—	—	5	19	1	2	—	3	8	8	—	—	—	2	4 (3/26 - 4/2)	8 games, 2022	2	1
William Jaun	—	—	—	—	—	—	—	—	—	—	—	—	—	—	—	—	—	—	—	—
Max Jensen	4	1	—	—	5	17	3	2	—	5	11	11	1	—	—	3	7 (3/19 - 4/2)	8 games, 2022	—	—
Sam Kaplan	9	—	—	—	9	16	—	1	—	1	2	10	3	—	—	6	6, twice (4/8 - 4/15)	6, (4x), Last: 2023	—	—
Braden Mack	—	—	—	—	—	1	—	—	—	—	—	0	—	—	—	—	—	—	—	—
Kyle Musser	—	1	—	—	1	1	2	—	—	2	2	2	—	—	—	1	4 (3/10 - 3/18)	4 games, 2023	1	—
Ryan Porter	3	—	—	—	3	9	1	—	—	1	7	7	—	—	—	0	3, twice (4/4 - 4/8)	4 games, 2022-23	4	—
John Quinlan	3	3	—	—	6	6	—	1	—	—	1	1	—	—	—	2	5 (3/19 - 4/1)	5 games, 2023	5	—
Ryan Ross	2	—	—	—	2	5	—	1	—	—	1	5	—	—	—	1	3 (4/2 - 4/4)	3 games, 2023	1	1
Shane Russell	—	—	—	—	—	2	—	—	—	—	—	1	—	—	—	1	1 (4/8)	2 games, 2020	—	—
TJ Swidorski	2	—	—	—	2	2	1	—	—	—	1	1	—	—	—	0	3 (2/25 - 3/5)	3 games, 2023	—	—
Beck Urofsky	—	—	—	—	—	0	—	—	—	—	—	0	—	—	—	0	—	—	—	—
Matthew Walters	—	—	—	—	—	0	—	—	—	—	—	0	—	—	—	0	—	—	—	—
Nathan Waugh	4	—	1	—	5	13	3	—	2	—	5	9	1	—	—	3	6 (3/26 - 4/8)	6 games, 2023	1	—
Caden Wildman	—	—	—	—	—	0	—	—	—	—	—	0	—	—	—	0	1 (3/10)	1 game, 2023	—	—

BIG RED W-L RECORD BY LINEUP CARD

PLAYER	BATTING ORDER (STARTS)									BY POSITION (STARTS)								
	1ST	2ND	3RD	4TH	5TH	6TH	7TH	8TH	9TH	C	1B	2B	3B	SS	LF	CF	RF	DH
Franco Alonso	—	—	—	—	—	—	—	—	0-1	—	—	0-1	—	—	—	—	—	—
Matt Barnhorst	—	—	—	—	—	0-1	2-9	0-4	2-0	—	—	4-14	—	—	—	—	—	—
Jakobi Davis	0-5	—	—	—	—	—	—	4-3	1-10	—	—	—	—	—	5-18	—	—	—
Elijah Diaz	—	—	—	—	—	—	—	—	1-0	—	—	—	—	1-0	—	—	—	—
Wils Guy	—	3-12	—	—	—	1-0	0-1	—	0-2	—	—	—	—	3-13	1-2	—	—	—
Joe Hollerbach	—	0-1	—	—	2-4	4-6	—	0-1	—	—	—	6-11	—	—	—	—	—	0-1
William Jaun	—	—	—	—	—	—	—	—	—	—	—	—	—	—	—	—	—	—
Max Jensen	—	2-2	4-17	—	0-1	—	—	—	—	—	4-13	2-4	0-3	—	—	—	—	—
Sam Kaplan	—	—	—	2-10	4-9	—	0-1	—	—	—	—	—	—	—	—	6-20	—	—
Braden Mack	—	—	—	—	—	—	—	—	—	—	—	—	—	—	—	—	—	—
Kyle Musser	—	1-2	—	—	0-2	1-4	—	—	0-1	—	—	—	—	2-4	—	—	—	0-5
Ryan Porter	—	0-3	—	—	—	—	2-3	2-9	1-2	—	—	—	4-17	—	—	—	—	—
John Quinlan	6-15	—	—	—	—	0-1	—	—	—	2-11	—	—	—	—	—	—	—	4-5
Ryan Ross	—	—	—	—	—	0-4	2-5	0-1	0-1	—	2-7	—	—	0-1	—	—	—	0-3
Shane Russell	—	—	—	—	—	—	—	—	—	—	—	—	—	—	—	—	—	—
TJ Swidorski	—	—	—	—	0-4	0-2	—	0-1	1-3	—	—	0-1	0-6	1-3	—	—	—	—
Beck Urofsky	—	—	—	—	—	—	—	0-1	—	—	—	—	—	—	—	—	—	0-1
Matthew Walters	—	—	—	—	—	—	—	—	—	—	—	—	—	—	—	—	—	—
Nathan Waugh	—	—	2-3	4-10	—	0-1	—	—	—	4-9	—	—	—	—	—	—	—	2-5
Caden Wildman	—	—	—	—	—	0-1	0-1	—	—	—	—	—	—	0-2	—	—	—	—

BIG RED STARTING PITCHER RUN SUPPORT

PLAYER	GS	RUN		RUN SUPPORT		TOTAL RUNS IN STARTS	TOTAL RUNS PER START	TEAM W-L	QUALITY STARTS
		SUPPORT	PER 9 IP	PER 9 IP	PER 9 IP				
Von Baker	8	13	5.09	46	5.75	2-6	0		
Ethan Hamill	8	27	7.15	44	5.50	2-6	1		
Noah Keller	8	24	5.79	31	3.88	2-6	3		
Spencer Edwards	1	2	4.50	6	6.00	0-1	0		
Beck Urofsky	1	0	0.00	0	0.00	0-1	0		
TOTALS	26	66	5.92	127	4.88	6-20	4		

RUNS BY INNING

	1	2	3	4	5	6	7	8	9	10	11	12	13	14	15	TOTAL
BIG RED	19	12	12	30	13	10	7	14	10	—	—	—	—	—	—	127
OPPONENTS	28	26	30	20	32	10	26	27	8	—	—	—	—	—	—	207
DIFFERENCE	-9	-14	-18	+10	-19	0	-19	-13	+2	—	—	—	—	—	—	-80

VICTORY MARGIN

	1	2	3	4	5	6	7	8	9	10	11	12	13	14	15
BIG RED	1	2	—	—	2	—	—	—	—	1	—	—	—	—	—
OPPONENTS	3	1	3	1	4	3	2	—	—	1	1	—	—	1	—

BIG RED MULTI-RUN INNINGS

	TIMES	LAST TIME
2 Runs	18	4/15 (G1) at Harvard (6th inning, 2 hits)
3 Runs	6	4/15 (G2) at Harvard (5th inning, 4 hits)
4 Runs	5	4/14 at Harvard (8th inning, 3 hits)
5 Runs	3	4/4 vs. Ithaca (3rd inning, 4 hits)
6 Runs	0	—
7 Runs	1	4/15 (G1) at Harvard (4th inning, 6 hits)
8 Runs	0	—
9 Runs	0	—
10 Runs	0	—

BIG RED GAME DELAYS

DATE	OPPONENT	DELAY	REASON
2/26	at James Madison	15 minutes, prior to first pitch	Inclement weather
4/1	at Columbia	1 hour, prior to first pitch	Inclement weather

BIG RED 2023 PITCHING SPLITS

	W	L	SV	G	IP	H	R	ER	HR	BB	SO	ERA	AVG
Total	6	20	2	26	217.2	238	207	164	24	160	167	6.78	.281
Home	1	3	0	4	36.0	32	21	11	0	17	25	2.75	.239
Away	5	15	2	20	165.2	190	175	144	20	133	132	7.82	.291
Neutral	0	2	0	2	16.0	16	11	9	4	10	10	5.06	.267
Day	6	19	2	25	209.2	230	201	158	23	152	160	6.78	.283
Night	0	1	0	1	8.0	8	6	6	1	8	7	6.75	.250
Starter	3	14	0	26	100.1	110	94	80	12	73	79	7.18	.281
Reliever	3	6	2	26	117.1	128	113	84	12	87	88	6.44	.281
February	0	3	0	3	24.2	27	27	23	3	26	17	8.39	.287
March	2	10	2	12	98.0	116	103	86	11	64	79	7.90	.304
April	4	7	0	11	95.0	95	77	55	10	70	71	5.21	.257
May	—	—	—	—	—	—	—	—	—	—	—	—	—

BIG RED 2023 BATTING SPLITS

	AB	R	H	2B	3B	HR	RBI	BB	SO	AVG	OBP	SLG
Total	868	127	211	44	4	20	117	108	267	.243	.337	.372
Home	133	23	34	5	1	2	21	18	42	.256	.350	.353
Away	677	99	169	36	3	17	91	80	200	.250	.340	.387
Neutral	58	5	8	3	0	1	5	10	25	.138	.265	.241
Day	839	127	207	44	4	20	117	106	259	.247	.341	.380
Night	29	0	4	0	0	0	0	2	8	.138	.219	.138
February	99	12	21	3	0	5	12	14	29	.212	.325	.394
March	385	51	81	19	2	5	47	53	137	.210	.316	.309
April	384	64	109	22	2	10	58	41	101	.284	.362	.430
May	—	—	—	—	—	—	—	—	—	—	—	—

BIG RED LINEUP PRODUCTION

	AB	R	H	2B	3B	HR	RBI	BB	SO	AVG	OBP	SLG
1st	102	22	26	7	1	1	11	16	26	.255	.363	.373
2nd	113	14	28	6	0	1	12	4	30	.248	.283	.327
3rd	93	17	23	6	0	2	16	21	23	.247	.398	.376
4th	99	14	30	5	1	5	18	13	34	.303	.391	.525
5th	101	10	23	6	0	2	13	11	30	.228	.301	.347
6th	99	14	21	2	1	4	17	10	32	.212	.297	.374
7th	95	12	19	6	1	3	12	6	33	.200	.257	.379
8th	82	10	20	1	0	1	10	16	28	.244	.394	.293
9th	84	14	21	5	0	1	8	11	31	.250	.340	.345

THE TED THOREN HEAD COACH OF CORNELL BASEBALL



DAN PEPICELLI
8TH SEASON AT CORNELL

#24

Years in Role: 8th Season as Head Coach
College: SUNY Cortland '90
Coaching Location: Dugout

CORNELL • 2016 - PRESENT

▶ Entering his eighth season at the helm of the Cornell baseball program, Pepicelli is just the fourth Cornell head coach over the last 60 years, joining **TED THOREN** (1962-90), **TOM FORD** (1991-08), and **BILL WALKENBACH** (2009-15).

▶ Earned his 300th career head coaching victory with a 13-3 win over crosstown rival Ithaca at Hoy Field on April 4.

▶ His 81 career victories with the Big Red is already the fifth-most in program history. With seven more victories this season, Pepicelli would be in sole possession of the fourth-most wins on East Hill.

▶ Under his tutelage, Cornell has produced 19 All-Ivy League selections — including five First Team and six Second Team selections — and four selections in the Major League Baseball Amateur Draft.

▶ In Pepicelli's second season with the program in 2017, he helped guide the Big Red to its first winning season in four years, posting a 21-17 overall record. The Big Red finished 9-11 in Ivy League play.

▶ Cornell has won at least 14 games in all but one season, excluding the shortened 2020 season.

CLEMSON • 2010-15

▶ Following a successful nine-year tenure at St. John Fisher in suburban Rochester, N.Y., Pepicelli headed to Clemson, S.C., to join the Tigers staff.

▶ He was an assistant coach for one year, an assistant head coach for two years, and an associate head coach for three years. All six years on staff Pepicelli aided Clemson to an appearance in the NCAA Tournament.

▶ The Tigers had a 231-149 (.608) record in his time with the program. Pepicelli became the first pitching coach to lead a staff to the College World Series in his first season with the team.

▶ For four consecutive seasons from 2011-14, Pepicelli guided the Tigers to have a team ERA below 4.00. He recruited and developed **MATT CROWNOVER**, who earned freshman All-America accolades in 2013 and was named the ACC's Pitcher of the Year in 2015.

▶ Played instrumental in assembling *Baseball America's* ninth-ranked recruiting class in 2015.

▶ Ten Clemson pitchers were selected in the Major League Baseball's Amateur Draft during tenure.

ST. JOHN FISHER • 2001-09

▶ Spent nine seasons as the head coach and assistant athletic director at St. John Fisher from 2001-09. During his time with the Cardinals, he was a two-time Empire 8 Coach of the Year (2001 and 2007), with the latter coming during the Cardinals' first-ever run to the Division III College World Series.

▶ In final seven seasons with St. John Fisher, the Cardinals posted winning seasons leading to Pepicelli being the program's all-time winningest head coach at the time of his departure.

▶ Team garnered national recognition for sportsmanship in 2008 following the ECAC Championship, in which a line-drive foul ball struck the opposing team's third-base coach in the head. Despite St. John Fisher trailing in the ninth inning, Pepicelli and his team conceded the game, ending any hope of reaching the NCAA Tournament. The Committee on Sportsmanship and Ethical Conduct presented Pepicelli's team with the NCAA's All-Divisions Sportsmanship Award for its decision.

▶ In addition to serving as the team's head coach, Pepicelli was the head strength and conditioning coach, where he served on the NCAA Competitive Safeguards Committee. He is a certified Strength & Conditioning Specialist and is a member of the National Strength and Conditioning Association.

HARTWICK • 1996-00

▶ Opened collegiate coaching career at Hartwick, where he was an assistant coach for three years before being promoted to head coach for two seasons.

PERSONAL

▶ A native of Schenectady, N.Y., Pepicelli graduated from Cicero-North Syracuse HS, and played at three colleges in the Central New York region.

▶ Named an all-region selection in two seasons with Mohawk Valley Community College, Pepicelli then earned his bachelor of sciences degree in Economics and Management from SUNY Cortland after playing one year with the Red Dragons. He was also an all-conference selection in his one year at Oneonta State.

▶ Pepicelli is married to the former Robyn Molloy, who played for and served as an assistant coach with Syracuse's women's soccer team. She also earned national titles as a player and coach at Monroe Community College. The couple has a daughter, Mia, and a son, Owen.

PEPICELLI'S YEAR-BY-YEAR HEAD COACHING RECORD

YEAR	SCHOOL	OVERALL	NOTE
1999	Hartwick	9-22 (.290)	
2000	Hartwick	12-18 (.400)	
2001	St. John Fisher	19-14 (.576)	Set then-wins record in at SJFU
2002	St. John Fisher	15-19 (.441)	
2003	St. John Fisher	16-16 (.500)	
2004	St. John Fisher	27-14 (.659)	SJFU's first 20-win season
2005	St. John Fisher	22-15 (.595)	
2006	St. John Fisher	26-15 (.634)	Third straight 20-win season
2007	St. John Fisher	28-13 (.683)	NCAA Tournament appearance
2008	St. John Fisher	25-14-2 (.634)	NCAA Sportsmanship Award
2009	St. John Fisher	22-17 (.564)	
2016	Cornell	14-24 (.368)	
2017	Cornell	21-17 (.553)	CU's first 20-win year since '13
2018	Cornell	14-22-1 (.392)	
2019	Cornell	14-24 (.368)	
2020	Cornell	1-8 (.111)	Season cut short (pandemic)
2021	Cornell	— NO SEASON (COVID-19 PANDEMIC) —	
2022	Cornell	11-25 (.306)	Two All-Ivy selections
2023	Cornell	6-20 (.231)	
Hartwick (2 seasons)		21-40 (.344)	
St. John Fisher (9 seasons)		200-137-2 (.593)	
Cornell (8 seasons)		81-140-1 (.367)	
Career (20 seasons)		302-317-3 (.488)	

2023 CORNELL BASEBALL COACHING STAFF



TOM FORD #14
33RD SEASON AT CORNELL

Years in Role: 15th season as Associate HC
College: Ithaca '79
Coaching Location: Dugout

▶ Ford enters his 33rd overall season with the Big Red and his 15th in his current role as an associate head coach.

▶ His time on East Hill began in 1991 when he took over for the legendary **TED THOREN** as head coach. He was head coach of the Big Red from 1991 until 2008, amassing a record of 264-440-2 during his tenure.



JOHN TOPPA #27
2ND SEASON AT CORNELL

Years in Role: 1st season as Assistant Coach
College: UConn '19
Coaching Location: Third Base Coaching Box

▶ Toppa, a former standout at UConn, enters his second season on the Cornell baseball coaching staff. This season will be his first as an assistant coach, after serving as a volunteer assistant in 2021.

▶ Helped guide **MAX JENSEN** and **SAM KAPLAN** each earn All-Ivy Second Team honors in 2022, following a nearly two-year hiatus from competition due to the COVID-19 pandemic.



JUSTIN DEVOID #44
1ST SEASON AT CORNELL

Years in Role: 1st season as Volunteer Assistant
College: Colby-Sawyer '17
Coaching Location: First Base Coaching Box

▶ Devoid enters his first season with the Cornell baseball coaching staff after serving as an assistant coach at St. Lawrence, a northern New York-based Division III school, for the past two seasons.

▶ In final year with the Saints, aided program to a 19-16 overall mark which served as its first winning season since 2014.

THE LAST TIME...

A CORNELL TEAM SCORED...

10+ Runs in a Game	11, at Harvard (4/15/23 - G1 - W, 11-6)
15+ Runs in a Game	15, vs. Princeton (4/20/19 - G2 - W, 15-9)
20+ Runs in a Game	27, at Towson (4/5/17 - W, 27-14)
25+ Runs in a Game	27, at Towson (4/5/17 - W, 27-14)
5+ Runs in an Inning	7, at Harvard (4/15/23 - G1 - T4 - W, 11-6)
6+ Runs in an Inning	7, at Harvard (4/15/23 - G1 - T4 - W, 11-6)
7+ Runs in an Inning	7, at Harvard (4/15/23 - G1 - T4 - W, 11-6)
8+ Runs in an Inning	8, vs. Yale (4/2/22 - G2 - B7 - W, 12-9)
9+ Runs in an Inning	12, at Harvard (4/10/11 - G2 - T2 - W, 18-5)
10+ Runs in an Inning	12, at Harvard (4/10/11 - G2 - T2 - W, 18-5)
10+ Runs in Consecutive Games	10, at Columbia (4/2/23 - G2 - W, 13-8) 13, vs. Ithaca (4/4/23 - W, 13-3)
10+ Runs in 3+ Straight Games	15, at James Madison (3/15/14 - G1 - L, 15-16) 17, at James Madison (3/15/14 - G2 - W, 17-8) 14, at James Madison (3/16/14 - W, 14-8 - 10 inn.)
10+ Runs in 4+ Straight Games	16, at Virginia (4/7/1902 - W, 16-10) 10, at Navy (4/9/1902 - W, 10-6) 11, vs. Rochester (4/12/1902 - W, 11-1) 12, vs. Niagara (4/19/1902 - W, 12-4) 10, vs. Columbia (4/26/1902 - W, 10-7)

A CORNELL TEAM RECORDED...

15+ Hits in a Game	18, at Columbia (4/2/23 - G2 - W, 13-8)
20+ Hits in a Game	28, at Towson (4/5/17 - W, 27-14)
25+ Hits in a Game	28, at Towson (4/5/17 - W, 27-14)
5+ Doubles in a Game	6, at Columbia (4/2/23 - G2 - W, 13-8)
6+ Doubles in a Game	6, at Columbia (4/2/23 - G2 - W, 13-8)
7+ Doubles in a Game	7, at George Mason (3/12/17 - W, 9-3)
8+ Doubles in a Game	9, at James Madison (3/15/14 - G1 - L, 15-16)
9+ Doubles in a Game	9, at James Madison (3/15/14 - G1 - L, 15-16)
2+ Triples in a Game	3, vs. Dartmouth (4/23/22 - G1 - W, 12-7)
3+ Triples in a Game	3, vs. Dartmouth (4/23/22 - G1 - W, 12-7)
4+ Triples in a Game	4, at Bucknell (3/4/00 - G2 - W, 8-6)
3+ Home Runs in a Game	3, at Columbia (4/2/23 - G2 - W, 13-8)
4+ Home Runs in a Game	4, vs. Dartmouth (4/23/22 - G1 - W, 12-7)
5+ Home Runs in a Game	5, at James Madison (3/15/14 - G1 - L, 15-16)
Leadoff Home Run	Adam Saks, at Harvard (4/13/19 - G2 - L, 1-7)
Back-to-Back Home Runs	Ryan Porter (2-run) & Matt Barnhorst (solo), vs. Harvard (3/25/22 - G2 - L, 5-11)
Back-to-Back-to-Back Home Runs	Chris Cruz (3-run), Spencer Scorza (solo), & Ryan Karl (solo), at James Madison (3/15/14 - G2 - W, 17-8)

Drew 10+ Walks in a Game	12, vs. Binghamton (4/20/22 - W, 10-9 - 10 inn.)
Drew 15+ Walks in a Game	16, at Bucknell (5/1/96 - G1 - W, 18-3)
Hit by 3+ Pitches in a Game	3, at Yale (3/24/23 - W, 5-3)
Hit by 4+ Pitches in a Game	4, vs. Harvard (3/26/22 - L, 11-12)
Hit by 5+ Pitches in a Game	5, at Yale (4/5/14 - G2 - W, 6-4)
Hit by 6+ Pitches in a Game	7, at Penn (4/15/06 - G2 - W, 23-10)
Hit by 7+ Pitches in a Game	7, at Penn (4/15/06 - G2 - W, 23-10)
4+ Stolen Bases in a Game	4, vs. Ithaca (4/4/23 - W, 13-3)
5+ Stolen Bases in a Game	7, at Coppin State (3/5/22 - G2 - W, 14-5)
6+ Stolen Bases in a Game	7, at Coppin State (3/5/22 - G2 - W, 14-5)
7+ Stolen Bases in a Game	7, at Coppin State (3/5/22 - G2 - W, 14-5)
8+ Stolen Bases in a Game	9, at George Washington (3/9/14 - G2 - W, 8-1)
9+ Stolen Bases in a Game	9, at George Washington (3/9/14 - G2 - W, 8-1)
10+ Stolen Bases in a Game	10, vs. Sampson Air Force Base (6/2/52 - W, 8-3)

A CORNELL PITCHING STAFF...

Threw a No-Hitter	Connor Kaufmann, vs. Dartmouth (4/1/12 — W, 2-0)
Threw a Combined No-Hitter	Kerry Brooks (3 inn.), Rob Wilson (3 inn.), Doug Petillo (1 inn.), vs. Rochester (4/5/89 - G1 - W, 2-1)
Threw a Perfect Game	Gary Gronowski, vs. Oneonta (5/11/76 — W, 1-0)
Shutout an Opponent	at Brown (5/7/22 - G2 - W, 3-0)
Shutout an Ivy League Opponent	at Brown (5/7/22 - G2 - W, 3-0)
Posted Consecutive Shutouts	vs. Oneonta (5/2/86 - G1 - W, 4-0) vs. Oneonta (5/2/86 - G2 - W, 5-0)
Struck out 10+ Batters	11, at VCU (3/12/23 - L, 3-9)
Struck out 11+ Batters	11, at VCU (3/12/23 - L, 3-9)
Struck out 12+ Batters	14, vs. Niagara (2/29/20 - G2 - L, 6-8)
Struck out 13+ Batters	14, vs. Niagara (2/29/20 - G2 - L, 6-8)
Struck out 14+ Batters	14, vs. Niagara (2/29/20 - G2 - L, 6-8)
Struck out 15+ Batters	15, vs. Canisius (4/4/18 - W, 6-5)
Struck out 16+ Batters	18, at Princeton (4/29/09 - W, 9-0)
Struck out 17+ Batters	18, at Princeton (4/29/09 - W, 9-0)
Struck out 18+ Batters	18, at Princeton (4/29/09 - W, 9-0)

A CORNELL TEAM ALLOWED...

10+ Runs in a Game	12, vs. Brown (4/8/23 - G1 - L, 8-12)
15+ Runs in a Game	12, vs. Brown (4/8/23 - G1 - L, 8-12)
20+ Runs in a Game	21, at Coppin State (3/6/22 - L, 2-21)
25+ Runs in a Game	31, at UC Santa Barbara (3/25/04 - L, 3-31)
5+ Runs in an Inning	7, vs. Brown (4/8/23 - T3 - L, 8-12)
6+ Runs in an Inning	7, vs. Brown (4/8/23 - T3 - L, 8-12)
7+ Runs in an Inning	7, vs. Brown (4/8/23 - T3 - L, 8-12)
8+ Runs in an Inning	8, at Yale (3/26/23 - B1 - L, 2-12)
9+ Runs in an Inning	11, at George Mason (3/19/23 - B5 - L, 4-15)
10+ Runs in an Inning	11, at George Mason (3/19/23 - B5 - L, 4-15)

A CORNELL TEAM DEFENSIVELY...

Committed 5+ Errors in a Game	6, vs. Binghamton (4/20/22 - W, 10-9 - 10 inn.)
Committed 6+ Errors in a Game	6, vs. Binghamton (4/20/22 - W, 10-9 - 10 inn.)
Committed 7+ Errors in a Game	7, at Le Moyne (4/15/97 - L, 8-14)
Committed 8+ Errors in a Game	8, at Pacific (3/20/96 - L, 7-18)
Committed 9+ Errors in a Game	10, vs. Le Moyne (4/8/92 - G1 - L, 3-19)
Committed 10+ Errors in a Game	10, vs. Le Moyne (4/8/92 - G1 - L, 3-19)
Turned 3+ Double Plays in a Game	3, at #5 Wake Forest (3/5/22 - L, 3-10)
Turned 4+ Double Plays in a Game	4, vs. Penn (4/24/11 - G2 - L, 2-10)
No Errors in 3+ Straight Games	4 games (5/3/22 - 5/8/22)
No Errors in 4+ Straight Games	4 games (5/3/22 - 5/8/22)

A CORNELL TEAM...

Played an Extra-Inning Game	vs. Binghamton (4/20/22 - W, 10-9 - 10 inn.)
Played a Top-25 Team	at #5 Wake Forest (3/5/23 - L, 3-10)
Swept a Doubleheader	at Harvard (4/15/23 - W, 11-6; W, 3-2)
Swept a 3-Game Series	at Villanova (3/22/13 - 3/24/13)
Swept a 3-Game Ivy League Series	Not on record
Swept a 4-Game Series	at Maryland Eastern Shore (3/2/12 - 3/4/12)
Swept a 4-Game Ivy League Series	vs. Penn (4/23/05 - 4/24/05)
Swept in Doubleheader	vs. Brown (4/8/22 - L, 8-12; L, 0-1)
Swept in 3-Game Series	vs. Brown (4/8/23 - 4/9/23)
Swept in 3-Game Ivy League Series	vs. Brown (4/8/23 - 4/9/23)
Swept in 4-Game Series	at Columbia (4/18/15 - 4/19/15)
Swept in 4-Game Ivy League Series	at Columbia (4/18/15 - 4/19/15)

Bold denotes occurred during 2023 season

THE LAST TIME...

A CORNELL INDIVIDUAL...

Scored 4+ Runs in a Game	4, Sam Kaplan, vs. Dartmouth (4/23/22 - G1 - W, 12-7)
Scored 5+ Runs in a Game	5, Will Simoneit, at Towson (4/5/17 - W, 24-17)
Recorded 4+ Hits in a Game	4, Nathan Waugh, at Columbia (4/2/23 - G2 - W, 13-8)
Recorded 5+ Hits in a Game	5, Will Simoneit, at Army (4/3/19 - W, 4-1)
Recorded 6+ Hits in a Game	6, Trey Baur, at Towson (4/5/17 - W, 24-17)
Recorded 2+ Doubles in a Game	2, Nathan Waugh, at Columbia (4/2/23 - G2 - W, 13-8)
Recorded 3+ Doubles in a Game	3, Max Jensen, vs. Yale (4/2/22 - G2 - W, 12-9)
Recorded 2+ Triples in a Game	2, Sam Kaplan, vs. Dartmouth (4/23/22 - G1 - W, 12-7)
Recorded 3+ Triples in a Game	3, Steve Caputi, vs. Cortland (4/30/79 - W, 15-11)
Had a Multi-Home Run Game	2, Will Simoneit, vs. Penn (4/28/19 - W, 8-7)
Had a 3-Home Run Game	3, Dale Wickham, vs. Princeton (4/30/16 - W, 4-3)
Hit a Grand Slam	Matt Barnhorst, at Yale (3/24/22 - W, 5-3)
Recorded 5+ RBI in a Game	5, Sam Kaplan, vs. Ithaca (4/4/23 - W, 13-3)
Recorded 6+ RBI in a Game	6, Ellis Bitar, vs. Penn (4/21/18 - G1 - W, 10-9)
Recorded 7+ RBI in a Game	7, Adam Jacobs, at UNC Greensboro (3/20/07 - L, 12-13 - 10 inn.)
Recorded 8+ RBI in a Game	8, Ira Degenhardt, vs. Seton Hall (6/9/27 - W, 11-5)
Drew 3+ Walks in a Game	3, Jakobi Davis, at Harvard (4/15/23 - G1 - W, 11-6)
Drew 4+ Walks in a Game	4, Justin Taylor, at Baylor (2/23/19 - L, 3-10)
Drew 5+ Walks in a Game	5, Steve Caputi, at Hawai'i-Hilo (3/21/79 - W, 9-8)
Stole 2+ Bases in a Game	2, Wils Guy, at Binghamton (4/11/23 - L, 0-6)
Stole 3+ Bases in a Game	3, Jakobi Davis, at Yale (3/24/23 - W, 5-3)
Stole 4+ Bases in a Game	6, Tom D'Alessandro, at George Washington (3/9/14 - G2 - W, 8-1)
Stole 5+ Bases in a Game	6, Tom D'Alessandro, at George Washington (3/9/14 - G2 - W, 8-1)
Stole 6+ Bases in a Game	6, Tom D'Alessandro, at George Washington (3/9/14 - G2 - W, 8-1)
Hit by 2+ Pitches in a Game	2, Jason Apostle, vs. Columbia (4/30/22 - G2 - L, 2-5)
Hit by 3+ Pitches in a Game	3, Mickey Brodsky, vs. Harvard (4/8/08)
Recorded Walk-Off Win	Max Jensen (hit by pitch), vs. Binghamton (4/20/22 - W, 10-9 - 10 inn.)
Recorded Walk-Off Win on Batted Ball	Matt Barnhorst (sacrifice fly), vs. Yale (4/2/22 - G1 - W, 2-1)
Recorded Walk-Off Home Run	Will Simoneit (3-run), vs. Penn (4/28/19 - W, 8-7)
Recorded a 10-Game Hit Streak	11 games, Will Simoneit (2019)
Recorded a 15-Game Hit Streak	16 games, Brian Billigen (2012)
Recorded a 15-Game On-Base Streak	26 games, Adam Saks (2019)
Recorded a 20-Game On-Base Streak	26 games, Adam Saks (2019)
Recorded a 30-Game On-Base Streak	40 games, Nathan Ford (2009)
Recorded a 30-Game On-Base Streak	40 games, Nathan Ford (2009)

A CORNELL PITCHER...

Threw a 7-Inning No-Hitter	Connor Kaufmann, vs. Dartmouth (4/1/12 - W, 2-0)
Threw a 9-Inning No-Hitter	Larry Rafalski, vs. Hartwick (4/25/68 - W, 7-0)
Threw a Perfect Game	Gary Gronowski, vs. Oneonta (5/11/76 - W, 1-0) - 7-inning game
Threw a 7-Inning Complete Game	Tim Willittes, vs. Penn (4/22/17 - G1 - L, 0-5)
Threw a 7-Inning Complete Game Shutout	Brian McAfee, vs. Princeton (4/26/15 - G1 - W, 10-0)
Threw a 9-Inning Complete Game	Luke Yacinich, at Brown (5/7/22 - G1 - W, 3-0) - 111 pitches
Threw a 9-Inning Complete Game Shutout	Luke Yacinich, at Brown (5/7/22 - G1 - W, 3-0) - 111 pitches
Pitched 3+ Scoreless Innings of Relief	Spencer Edwards (3.0 IP), at Yale (3/24/22 - W, 5-3) - 45 pitches
Pitched 3+ Hitless Innings of Relief	Spencer Edwards (3.0 IP), at VCU (3/11/22 - L, 5-10) - 48 pitches
Pitched 4+ Scoreless Innings of Relief	Kevin Cushing (4.1 IP), vs. Harvard (3/25/22 - G1 - L, 5-7) - 68 pitches
Struck out 10+ Batters	10, Justin Lewis, at Navy (3/4/17 - G2 - L, 7-8)
Struck out 11+ Batters	13, Tim Willittes, at Bucknell (3/19/16 - G2 - W, 5-2)
Struck out 12+ Batters	13, Tim Willittes, at Bucknell (3/19/16 - G2 - W, 5-2)
Struck out 13+ Batters	13, Tim Willittes, at Bucknell (3/19/16 - G2 - W, 5-2)
Struck out 14+ Batters	15, Chris Schutt, at Columbia (4/19/03)
Struck out 15+ Batters	15, Chris Schutt, at Columbia (4/19/03)

Bold denotes occurred during 2023 season

BIG RED TRENDS

CATEGORY	2023	UNDER PEPICELLI
Overall	6-20	81-140-1
Ivy League Opponents	5-7	43-72
Non-Conference Opponents	1-13	38-68-1
vs. Power 5 Opponent	0-1	2-21
vs. Non-Power 5 Opponent	1-12	36-47-1
Home	1-3	26-39-1
Away	5-15	50-95
Neutral	0-2	5-6
Day Games (before 5 p.m.)	6-19	78-133-1
Night Games (5 p.m. or later)	0-1	3-7
February	0-3	0-17
March	2-10	30-51
April	4-7	43-63-1
May	0-0	8-9
Scoring 0-2 Runs	0-7	7-65
Scoring 3-5 Runs	2-9	23-50-1
Scoring 6-9 Runs	1-4	27-24
Scoring 10-Plus Runs	3-0	24-1
Allowing 0-2 Runs	1-1	30-8
Allowing 3-5 Runs	3-3	31-29-1
Allowing 6-9 Runs	2-6	18-57
Allowing 10-Plus Runs	0-10	2-46
Leading after Six Innings	6-1	60-10
Trailing after Six Innings	0-17	17-120
Tied after Six Innings	0-2	4-10-1
Leading after Seven Innings	6-1	53-6
Trailing after Seven Innings	0-18	11-109
Tied after Seven Innings	0-1	6-7-1
Leading after Eight Innings	6-1	56-3
Trailing after Eight Innings	0-19	5-113
Tied after Eight Innings	0-0	7-6-1
Big Red with No Home Runs	0-12	36-93
Big Red Hit a Home Run	6-8	45-47-1
Hits One Home Run	5-6	31-39-1
Hits Multiple Home Runs	1-2	14-8
Big Red Are Errorless	3-4	29-34
Big Red Has an Error	3-16	52-106-1
Commits One Error	1-6	28-37-1
Commits Multiple Errors	2-10	24-69
Out-hit Opponent	6-2	64-17
Out-hit by Opponent	0-18	13-115-1
Hits are Equal	0-0	4-8
Big Red Scores First	4-9	52-47-1
Opponent Scores First	2-11	29-93
Extra-Inning Games	0-0	6-9-1
One-Run Games	1-3	22-28
Two-Run Games	2-1	15-21
Five-Plus-Run Games	3-12	20-67
Shutouts	0-2	6-17

Overall

6-20

Home

1-3

Away

5-15

Neutral

0-2

Ivy League

5-7

2023 CORNELL BATTING STATISTICS (OVERALL)

PLAYER	AVG	GP	GS	AB	R	H	2B	3B	HR	RBI	TB	SLG%	BB	HBP	SO	GDP	OB%	SF	SH	SB	ATT
15 Sam Kaplan	.298	26	26	104	8	31	8	1	2	14	47	.452	9	0	34	2	.354	0	0	1	2
1 John Quinlan	.292	24	22	89	20	26	5	1	1	11	36	.404	11	3	19	1	.377	3	0	6	8
40 Nathan Waugh	.282	20	20	71	14	20	3	0	5	17	38	.535	12	2	26	0	.395	1	0	0	0
11 Wils Guy	.275	21	19	69	11	19	5	0	1	6	27	.391	6	2	14	0	.351	0	5	5	7
7 Max Jensen	.250	26	26	96	16	24	7	0	1	18	34	.354	16	3	19	0	.364	3	0	3	3
22 Jakobi Davis	.247	25	23	73	9	18	3	0	1	7	24	.329	15	2	25	2	.389	0	1	10	14
30 Joe Hollerbach	.232	18	18	69	9	16	2	1	2	9	26	.377	3	2	19	1	.284	0	0	0	1
12 Ryan Porter	.197	22	22	76	7	15	2	0	2	7	23	.303	8	2	26	0	.287	1	0	3	3
2 Matt Barnhorst	.197	20	18	61	11	12	3	0	2	12	21	.344	5	2	23	2	.271	2	1	6	8
6 Kyle Musser	.238	14	11	42	5	10	2	0	0	5	12	.286	4	0	11	2	.304	0	0	3	4
18 TJ Swidorski	.216	11	11	37	6	8	2	0	1	5	13	.351	5	0	14	0	.302	1	1	1	2
21 Elijah Diaz	.200	9	1	10	2	2	0	0	0	0	2	.200	2	0	4	1	.333	0	0	1	1
3 Ryan Ross	.186	18	13	43	6	8	0	1	2	5	16	.372	9	0	16	1	.327	0	0	0	0
13 Shane Russell	.125	8	0	8	0	1	1	0	0	0	2	.250	1	0	6	0	.222	0	0	0	0
4 Caden Wildman	.077	9	2	13	2	1	1	0	0	1	2	.154	0	1	9	1	.143	0	0	0	0
25 Beck Urofsky	.000	3	1	3	1	0	0	0	0	0	0	.000	2	1	0	0	.500	0	0	0	0
8 Franco Alonso	.000	1	1	3	0	0	0	0	0	0	0	.000	0	0	2	0	.000	0	0	0	0
36 Matthew Walters	.000	1	0	1	0	0	0	0	0	0	0	.000	0	0	0	0	.000	0	0	0	0
TOTALS	.243	26	26	868	127	211	44	4	20	117	323	.372	108	20	267	13	.337	11	8	39	53
OPPONENTS	.281	26	26	846	207	238	39	3	24	177	355	.420	160	52	167	13	.421	11	11	63	78

2023 CORNELL PITCHING STATISTICS (OVERALL)

PLAYER	ERA	W	L	APP	GS	CG	SHO	CBO	SV	IP	H	R	ER	BB	SO	2B	3B	HR	AB	BAA	WP	HBP	BK	SFA	SHA
19 Noah Keller	5.26	2	4	9	8	0	0	0	0	37.2	35	25	22	22	40	4	0	3	144	.243	4	6	0	1	1
28 Spencer Edwards	5.40	1	2	15	1	0	0	0	0	28.1	18	22	17	24	20	2	0	1	99	.182	3	5	0	3	1
32 Carson Mayfield	5.50	1	0	12	0	0	0	0	1	34.1	39	28	21	8	27	8	1	4	138	.283	2	6	0	2	1
20 Ethan Hamill	7.68	1	5	8	8	0	0	0	0	34.0	49	37	29	18	18	6	1	8	141	.348	1	9	0	2	2
34 Von Baker	9.33	0	4	11	8	0	0	0	0	27.0	25	34	28	33	21	5	0	1	99	.253	14	10	0	0	2
45 August Biben	0.00	1	0	7	0	0	0	0	0	7.0	8	6	0	3	5	2	0	1	28	.286	1	4	2	0	0
26 Tom Clancy	0.00	0	0	1	0	0	0	0	0	1.0	1	0	0	1	0	0	0	0	3	.333	0	0	0	0	0
5 Chris Ellison	2.70	0	0	3	0	0	0	0	0	3.1	2	2	1	3	1	0	0	0	12	.167	0	0	0	0	0
12 Ryan Porter	3.38	0	0	9	0	0	0	0	2	8.0	5	4	3	4	4	1	0	0	24	.208	2	1	0	1	2
17 William Stephens	3.38	0	0	6	0	0	0	0	0	5.1	5	3	2	6	4	1	0	1	19	.263	0	3	0	0	0
42 Josh Shea	6.00	0	0	5	0	0	0	0	0	3.0	4	2	2	3	2	1	1	0	13	.308	0	1	0	0	0
31 John Gerfen	10.50	0	1	6	0	0	0	0	0	6.0	7	7	7	5	7	1	0	2	25	.280	2	0	0	0	0
9 Story Kimura	11.57	0	0	4	0	0	0	0	0	2.1	1	3	3	6	3	0	0	0	7	.143	2	1	0	0	0
25 Beck Urofsky	12.05	0	4	13	1	0	0	0	0	18.2	37	30	25	18	14	7	0	3	88	.420	6	5	0	2	1
16 Will Long	21.60	0	0	3	0	0	0	0	0	1.2	2	4	4	6	1	1	0	0	6	.333	2	1	0	0	1
TOTALS	6.78	6	20	26	26	0	0	0	3	217.2	238	207	164	160	167	39	3	24	846	.281	39	52	2	11	11
OPPONENTS	4.40	20	6	26	26	0	2	2	5	233.0	211	127	114	108	267	44	4	20	868	.243	28	20	2	11	8

Overall

6-20

Home

1-3

Away

5-15

Neutral

0-2

Ivy League

5-7

2023 CORNELL BATTING STATISTICS (IVY LEAGUE GAMES)

PLAYER	AVG	GP	GS	AB	R	H	2B	3B	HR	RBI	TB	SLG%	BB	HBP	SO	GDP	OB%	SF	SH	SB	ATT
40 Nathan Waugh	.357	11	11	42	10	15	3	0	4	14	30	.714	5	2	12	0	.449	0	0	0	0
15 Sam Kaplan	.327	12	12	49	4	16	4	1	1	7	25	.510	5	0	13	1	.389	0	0	0	1
7 Max Jensen	.313	12	12	48	9	15	5	0	1	9	23	.479	5	2	10	0	.393	1	0	1	1
30 Joe Hollerbach	.300	12	12	50	6	15	2	1	1	6	22	.440	2	1	13	0	.340	0	0	0	1
22 Jakobi Davis	.294	12	11	34	5	10	1	0	0	2	11	.324	7	2	13	1	.442	0	0	7	8
11 Wils Guy	.290	9	8	31	7	9	5	0	0	3	14	.452	2	1	7	0	.353	0	1	1	1
1 John Quinlan	.280	12	12	50	9	14	4	0	0	3	18	.360	5	2	9	1	.362	1	0	3	3
12 Ryan Porter	.231	11	11	39	4	9	0	0	2	5	15	.385	4	1	12	0	.311	1	0	1	1
13 Shane Russell	.500	4	0	2	0	1	1	0	0	0	2	1.000	0	0	1	0	.500	0	0	0	0
18 TJ Swidorski	.286	2	2	7	1	2	0	0	0	1	2	.286	1	0	2	0	.333	1	0	0	1
2 Matt Barnhorst	.174	8	6	23	5	4	2	0	1	8	9	.391	2	0	9	1	.240	0	0	2	3
3 Ryan Ross	.174	8	6	23	2	4	0	1	1	1	9	.391	2	0	8	0	.240	0	0	0	0
21 Elijah Diaz	.167	5	1	6	2	1	0	0	0	0	1	.167	2	0	2	0	.375	0	0	1	1
6 Kyle Musser	.118	7	4	17	1	2	0	0	0	0	2	.118	1	0	5	1	.167	0	0	1	1
4 Caden Wildman	.000	3	0	2	0	0	0	0	0	0	0	.000	0	0	1	1	.000	0	0	0	0
TOTALS	.277	12	12	423	65	117	27	3	11	59	183	.433	43	11	117	6	.356	4	1	17	22
OPPONENTS	.262	12	12	404	88	106	17	2	11	73	160	.396	68	20	76	6	.390	5	6	27	31

2023 CORNELL PITCHING STATISTICS (IVY LEAGUE GAMES)

PLAYER	ERA	W	L	APP	GS	CG	SHO	CBO	SV	IP	H	R	ER	BB	SO	2B	3B	HR	AB	BAA	WP	HBP	BK	SFA	SHA
19 Noah Keller	2.25	2	2	4	4	0	0	0	0	24.0	20	8	6	7	26	1	0	1	89	.225	2	1	0	1	1
32 Carson Mayfield	4.74	1	0	7	0	0	0	0	1	19.0	18	12	10	6	13	6	1	1	74	.243	0	3	0	1	0
20 Ethan Hamill	6.88	1	2	4	4	0	0	0	0	17.0	22	20	13	9	8	3	1	4	71	.310	0	5	0	1	2
45 August Biben	0.00	0	0	2	0	0	0	0	0	2.2	6	6	0	1	2	2	0	1	15	.400	1	0	0	0	0
42 Josh Shea	0.00	0	0	2	0	0	0	0	0	1.0	0	0	0	1	1	0	0	0	3	.000	0	0	0	0	0
12 Ryan Porter	1.93	0	0	5	0	0	0	0	2	4.2	3	2	1	2	2	0	0	0	15	.200	2	0	0	0	1
28 Spencer Edwards	3.09	1	0	7	1	0	0	0	0	11.2	6	7	4	10	6	1	0	1	39	.154	2	2	0	1	1
17 William Stephens	6.75	0	0	3	0	0	0	0	0	2.2	4	3	2	4	3	0	0	1	12	.333	0	2	0	0	0
25 Beck Urofsky	7.20	0	0	5	0	0	0	0	0	10.0	19	9	8	6	7	3	0	1	46	.413	4	3	0	1	0
31 John Gerfen	12.00	0	1	4	0	0	0	0	0	3.0	2	4	4	4	3	0	0	1	11	.182	2	0	0	0	0
34 Von Baker	15.12	0	2	5	3	0	0	0	0	8.1	6	17	14	18	5	1	0	0	29	.207	9	4	0	0	1
TOTALS	5.37	5	7	12	12	0	0	0	3	104.0	106	88	62	68	76	17	2	11	404	.262	22	20	0	5	6
OPPONENTS	4.92	7	5	12	12	0	1	1	3	108.0	117	65	59	43	117	27	3	11	423	.277	15	11	2	4	1

2023 INDIVIDUAL AND TEAM GAME HIGHS

INDIVIDUAL GAME HIGHS

BATTING

At-Bats	6, (2x), Last: John Quinlan, at Columbia (4/2 - G2 - W, 13-8)
Runs Scored	3, (4x), Last: John Quinlan, vs. Ithaca (4/4 - W, 13-3)
Hits	4, Nathan Waugh, at Columbia (4/2 - G2 - W, 13-8)
Runs Batted In	5, Sam Kaplan, vs. Ithaca (4/4 - W, 13-3)
Doubles	2, (3x), Last: Nathan Waugh, at Columbia (4/2 - G2 - W, 13-8)
Triples	1, (4x), Last: Sam Kaplan, vs. Brown (4/9 - L, 2-5)
Home Runs	1, (20x), Last: Nathan Waugh, at Harvard (4/15 - G2 - W, 3-2)
Walks Drawn	3, Jakobi Davis, at Harvard (4/15 - G1 - W, 11-6)
Strikeouts	4, Jakobi Davis, at James Madison (2/26 - L, 5-7)
Sacrifice Bunts	2, Wils Guy, at George Mason (3/19 - L, 4-15)
Sacrifice Flies	1, (11x), Last: Max Jensen, vs. Brown (4/9 - L, 2-5)
Stolen Bases	3, Jakobi Davis, at Yale (3/24 - W, 5-3)
Hit by Pitches	1, (20x), Last: John Quinlan, at Harvard (4/15 - G1 - W, 11-6)
Caught Stealing	1, (14x), Last: Matt Barnhorst, at Harvard (4/15 - G2 - W, 3-2)

PITCHING

Innings Pitched	7.0, (2x), Last: Noah Keller, at Harvard (4/15 - G2 - W, 3-2)
Hits Allowed	11, Ethan Hamill, at VCU (3/11 - L, 5-10)
Runs Allowed	9, (2x), Last: Ethan Hamill, vs. Brown (4/8 - G1 - L, 8-12)
Earned Runs	8, (2x), Last: Von Baker, at Yale (3/26 - G1 - L, 2-12)
Walks Issued	6, Von Baker, vs. Brown (4/9 - L, 2-5)
Strikeouts	7, (3x), Last: Noah Keller, at Harvard (4/15 - G2 - W, 3-2)
Doubles Allowed	2, (2x), Last: Ethan Hamill, vs. Brown (4/8 - G1 - L, 8-12)
Triples Allowed	1, (3x), Last: Carson Mayfield, vs. Brown (4/9 - L, 2-5)
Home Runs Allowed	3, at Ethan Hamill, at Columbia (4/1 - L, 7-12)
Wild Pitches	4, Von Baker, at Harvard (4/14 - L, 6-7)
Hit Batsmen	3, (3x), Last: August Biben, at Binghamton (4/11 - L, 0-6)

FIELDING

Putouts	12, Max Jensen, vs. Brown (4/9 - L, 2-5)
Assists	7, Ryan Porter, at Columbia (4/2 - G2 - W, 13-8)
Errors	2, (2x), Last: Max Jensen, at Columbia (4/2 - G1 - L, 1-15)
Passed Balls	2, John Quinlan, at Columbia (4/2 - G2 - W, 13-8)

BATTING

At-Bats	42, at Columbia (4/2 - G2 - W, 13-8)
Runs Scored	13, (2x), Last: vs. Ithaca (4/4 - W, 13-3)
Hits	18, at Columbia (4/2 - G2 - W, 13-8)
Runs Batted In	13, at Columbia (4/2 - G2 - W, 13-8)
Doubles	6, at Columbia (4/2 - G2 - W, 13-8)
Triples	1, (4x), Last: vs. Brown (4/9 - L, 2-5)
Home Runs	3, (3x), Last: at Columbia (4/2 - G2 - W, 13-8)
Walks Drawn	8, (2x), Last: vs. Ithaca (4/4 - W, 13-3)
Strikeouts	18, at George Mason (3/19 - L, 4-15)
Sacrifice Bunts	2, at George Mason (3/19 - L, 4-15)
Sacrifice Flies	2, (2x), Last: vs. Ithaca (4/4 - W, 13-3)
Stolen Bases	4, (2x), Last: vs. Ithaca (4/4 - W, 13-3)
Hit by Pitches	3, at Yale (3/24 - W, 5-3)
Caught Stealing	2, at VCU (3/12 - L, 3-9)
Hit into Double Plays	2, (3x), Last: at Columbia (4/2 - G1 - L, 1-15)
Runners Left on Base	12, at VCU (3/10 - L, 9-14)


PITCHING

Innings Pitched	9.0, (9x), Last: at Harvard (4/15 - G2 - W, 3-2)
Hits Allowed	16, at VCU (3/10 - L, 9-14)
Runs Allowed	15, (2x), Last: at Columbia (4/2 - G1 - L, 1-15)
Earned Runs	13, at VCU (3/10 - L, 9-14)
Walks Issued	12, at Harvard (4/14 - L, 6-7)
Strikeouts	11, at VCU (3/12 - L, 3-9)
Doubles Allowed	3, (3x), Last: at Harvard (4/15 - G1 - W, 11-6)
Triples Allowed	1, (3x), Last: vs. Brown (4/9 - L, 2-5)
Home Runs Allowed	5, at Columbia (4/1 - L, 7-12)
Wild Pitches	5, (2x), Last: at Harvard (4/14 - L, 6-7)
Hit Batsmen	6, at George Mason (3/19 - L, 4-15)

FIELDING

Putouts	27, (9x), Last: at Harvard (4/15 - G2 - W, 3-2)
Assists	14, (2x), Last: vs. Ithaca (4/4 - W, 13-3)
Errors	4, (2x), Last: vs. Brown (4/8 - G1 - L, 8-12)
Passed Balls	2, at Columbia (4/2 - G2 - W, 13-8)
Double Plays Turned	3, (2x), Last: at VCU (3/10 - L, 9-14)

2023 CORNELL BASEBALL JERSEY TRACKER




JERSEY: White with red "Cornell"

HOME RECORD: 0-2 (.000)
 ROAD RECORD: 0-0 (.000)
 NEUTRAL RECORD: 0-0 (.000)
 RUNS SCORED: 8 (4.0 AVG)



JERSEY: Gray with red "Cornell"

HOME RECORD: 0-0 (.000)
 ROAD RECORD: 1-9 (.100)
 NEUTRAL RECORD: 0-2 (.000)
 RUNS SCORED: 53 (4.4 AVG)



JERSEY: Red with white "Cornell"

HOME RECORD: 1-1 (.500)
 ROAD RECORD: 4-6 (.400)
 NEUTRAL RECORD: 0-0 (.000)
 RUNS SCORED: 66 (5.5 AVG)

DATE	OPPONENT	SCORE
4/8 (1)	vs. Brown	L, 8-12
4/8 (2)	vs. Brown	L, 0-1

DATE	OPPONENT	SCORE
2/24	at James Madison	L, 5-11
2/26	at James Madison	L, 5-7
3/3	vs. Ball State	L, 2-5
3/4	vs. Purdue Fort Wayne	L, 3-6
3/10	at VCU	L, 9-14
3/12	at VCU	L, 3-9
3/18 (1)	at George Mason	L, 5-10
3/18 (2)	at George Mason	L, 3-4
3/24	at Yale	W, 5-3
4/1	at Columbia	L, 7-12
4/11	at Binghamton	L, 0-6
4/14	at Harvard	L, 6-7

DATE	OPPONENT	SCORE
2/25	at James Madison	L, 2-9
3/5	at #5 Wake Forest	L, 3-10
3/11	at VCU	L, 5-10
3/19	at George Mason	L, 4-15
3/26 (1)	at Yale	L, 2-12
3/26 (2)	at Yale	W, 7-5
4/2 (1)	at Columbia	L, 1-15
4/2 (2)	at Columbia	W, 13-8
4/4	vs. Ithaca	W, 13-3
4/9	vs. Brown	L, 2-5
4/15 (1)	at Harvard	W, 11-6
4/15 (2)	at Harvard	W, 3-2






































2023 GAME-BY-GAME BATTING STATISTICS

Table with 24 columns: DATE, OPPONENT, AB, R, H, RBI, 2B, 3B, HR, TB, BB, IBB, SB, CS, HBP, SAC, SF, GDP, SO, PO, A, E, LOB, AVG. Rows include games from 2/24 to 4/15, plus a 'TOTALS' row.

2023 GAME-BY-GAME PITCHING STATISTICS

Table with 24 columns: DATE, OPPONENT, IP, H, R, ER, BB, SO, 2B, 3B, HR, WP, BK, HBP, DP, IBB, SCORE, W, L, SV, ERA, WHIP, BB/9, SO/9. Rows include games from 2/24 to 4/15, plus a 'TOTALS' row.

GAME-BY-GAME INFORMATION

DATE	OPPONENT	TIME/ FINAL	CORNELL				OPPONENTS				REC	IVY	POS	Win	Loss	Save	TIME	ATT
			R	H	E	LOB	R	H	E	LOB								
2/24	 at James Madison	L, 5-11	5	7	4	9	11	9	2	9	0-1	—	—	Scully	Keller (0-1)	—	2:53	413
2/25	 at James Madison	L, 2-9	2	7	2	10	9	9	2	8	0-2	—	—	Murphy	Hamill (0-1)	—	2:50	188
2/26	 at James Madison	L, 5-7	5	7	1	6	7	9	0	7	0-3	—	—	Kleinfelter	Urofsky (0-1)	—	2:46	473
3/3	 vs. Ball State	L, 2-5	2	2	1	4	5	6	0	5	0-4	—	—	Hartlaub	Urofsky (0-2)	—	2:31	157
3/4	 vs. Purdue Fort Wayne	L, 3-6	3	6	0	5	6	10	0	6	0-5	—	—	Deany	Hamill (0-2)	Fine	2:13	167
3/5	 at Wake Forest	L, 3-10	3	5	1	4	10	8	0	7	0-6	—	—	Hartle	Baker (0-1)	—	2:30	1,245
3/10	 at VCU	L, 9-14	9	13	2	12	14	16	2	14	0-7	—	—	Ellis	Keller (0-2)	—	3:28	500
3/11	 at VCU	L, 5-10	5	7	2	7	10	12	1	10	0-8	—	—	Gladden	Hamill (0-3)	—	2:33	200
3/12	 at VCU	L, 3-9	3	7	3	8	9	8	2	8	0-9	—	—	Delane	Edwards (0-1)	—	2:33	250
3/18	 at George Mason	L, 5-10	5	5	0	6	10	10	3	3	0-10	—	—	Shields	Baker (0-2)	—	2:37	—
3/18	 at George Mason	L, 3-4	3	4	1	3	4	8	0	6	0-11	—	—	Stewart	Edwards (0-2)	Edmonds	—	191
3/19	 at George Mason	L, 4-15	4	7	3	9	15	13	1	10	0-12	—	—	Martins	Urofsky (0-3)	—	—	117
3/24	 at Yale	W, 5-3	5	8	0	10	3	7	0	5	1-12	1-0	T-1st	Edwards (1-2)	Shaw	Mayfield (1)	2:26	89
3/26	 at Yale	L, 2-12	2	5	1	9	12	11	1	10	1-13	1-1	T-2nd	Easterly	Baker (0-3)	—	2:40	117
3/26	 at Yale	W, 7-5	7	12	2	6	5	7	1	6	2-13	2-1	T-2nd	Keller (1-2)	Reese	Porter (1)	2:40	126
4/1	 at Columbia	L, 7-12	7	10	2	8	12	14	2	12	2-14	2-2	T-3rd	Leon	Hamill (0-4)	Parkinson	2:46	412
4/1	 at Columbia	L, 1-15	1	10	3	8	15	12	0	9	2-15	2-3	6th	Sheets	Keller (1-3)	—	2:45	446
4/2	 at Columbia	W, 13-8	13	18	2	6	8	8	0	7	3-15	3-3	6th	Mayfield (1-0)	Palfrey (1-1)	—	2:49	446
4/4	 ITHACA	W, 13-3	13	13	1	8	3	6	0	9	4-15	3-3	6th	Biben (1-0)	Bailey (0-0)	—	2:34	117
4/8	 BROWN	L, 8-12	8	10	4	9	12	13	0	11	4-16	3-4	6th	Olsen	Hamill (0-5)	—	3:12	—
4/8	 BROWN	L, 0-1	0	8	0	7	1	6	0	5	4-17	3-5	T-6th	Gottam	Keller (1-4)	Seppings	1:55	189
4/9	 BROWN	L, 2-5	2	3	0	6	5	7	0	10	4-18	3-6	7th	McDonough	Baker (0-4)	Seppings	2:34	218
4/11	 at Binghamton	L, 0-6	0	4	1	5	6	8	0	14	4-19	3-6	7th	McAliney	Urofsky (0-4)	—	2:32	535
4/14	 at Harvard	L, 6-7	6	11	2	9	7	4	0	10	4-20	3-7	7th	Stovern	Gerfen (0-1)	—	2:36	244
4/15	 at Harvard	W, 11-6	11	12	0	7	6	11	0	12	5-20	4-7	T-6th	Hamill (1-5)	Clark	—	2:58	578
4/15	 at Harvard	W, 3-2	3	10	0	8	2	6	2	6	6-20	5-7	6th	Keller (2-4)	Matson	Porter (2)	2:00	578
4/18	 BINGHAMTON	GAME CANCELED (NO MAKEUP SCHEDULED)									6-20	5-7	6th					
4/21	 PRINCETON	3:30 p.m.																
4/22	 PRINCETON	11:30 a.m.																
4/22	 PRINCETON	2:30 p.m.																
4/28	 PENN	12 p.m.																
4/29	 PENN	11:30 a.m.																
4/29	 PENN	2:30 p.m.																
5/2	 at Binghamton	6:30 p.m.																
5/6	 at Dartmouth	11:30 a.m.																
5/6	 at Dartmouth	2:30 p.m.																
5/7	 at Dartmouth	12 p.m.																

2023 CORNELL BASEBALL TV / PHOTO ROSTER



1
JOHN QUINLAN
C/O F | R/R | So. | 5'9" | 180
Menlo Park, Calif.



2
MATT BARNHORST
INF/O F | R/R | Jr. | 6'0" | 195
Ponte Vedra Beach, Fla.



3
RYAN ROSS
INF | R/R | Sr. | 6'0" | 195
Elmhurst, Ill.



4
CADEN WILDMAN
OF | R/R | Fr. | 6'3" | 215
Woodbury, Minn.



5
CHRIS ELLISON
RHP | R/R | So. | 6'0" | 190
Howell, N.J.



6
KYLE MUSSER
OF | R/R | So. | 5'10" | 182
Lititz, Pa.



7
MAX JENSEN
INF | L/R | So. | 6'2" | 190
Burke, Va.



8
FRANCO ALONSO
INF | R/R | Sr. | 6'2" | 195
Pasadena, Calif.



9
STORY KIMURA
RHP | R/R | Jr. | 6'0" | 175
Dallas, Texas



11
WILS GUY
OF | R/R | Sr. | 5'10" | 165
San Luis Obispo, Calif.



12
RYAN PORTER
INF | R/R | So. | 6'0" | 185
Houston, Texas



13
SHANE RUSSELL
1B | R/R | Sr. | 6'2" | 220
Matthews, N.C.



15
SAM KAPLAN
OF | R/R | Sr. | 6'1" | 210
Las Vegas, Nev.



16
WILL LONG
RHP | R/R | So. | 6'0" | 170
Great Falls, Va.



17
WILLIAM STEPHENS
RHP | R/R | Jr. | 6'2" | 205
Stone Mountain, Ga.



18
TJ SWIDORSKI
INF | R/R | Sr. | 6'0" | 185
Woodbury, Minn.



19
NOAH KELLER
LHP | L/L | Fr. | 6'1" | 210
Goodrich, Mich.



20
ETHAN HAMILL
RHP | R/R | Fr. | 6'3" | 200
Chester, Va.



21
ELIJAH DIAZ
OF | L/L | Sr. | 5'8" | 181
Bronx, N.Y.



22
JAKOBI DAVIS
OF | L/L | So. | 6'4" | 210
Sarasota, Fla.



23
BRADEN MACK
C/RHP | R/R | Jr. | 6'2" | 210
Woodbridge, Va.



25
BECK UROFSKY
INF/RHP | R/R | Fr. | 6'4" | 225
Silver Spring, Md.



26
TOM CLANCY
RHP | R/R | Jr. | 6'1" | 190
Westfield, N.J.



28
SPENCER EDWARDS
LHP | L/L | Sr. | 6'3" | 190
Rancho Santa Margarita, Calif.



30
JOE HOLLERBACH
INF | R/R | Sr. | 6'3" | 215
Orinda, Calif.



31
JOHN GERFEN
LHP | R/L | Fr. | 6'0" | 195
Brewster, N.Y.



32
CARSON MAYFIELD
RHP | R/R | Fr. | 6'5" | 200
Annandale, Va.



34
VON BAKER
RHP | R/R | Jr. | 6'7" | 235
St. Johnsville, N.Y.



36
MATTHEW WALTERS
OF/RHP | R/R | Fr. | 5'11" | 195
Granbury, Texas



37
WILLIAM JAUN
1B/LHP | L/L | So. | 6'3" | 225
Loveland, Ohio



40
NATHAN WAUGH
C | R/R | Jr. | 6'5" | 230
Placentia, Calif.



42
JOSH SHEA
RHP | R/R | Fr. | 5'11" | 175
Cortlandt Manor, N.Y.



45
AUGUST BIBEN
RHP | R/R | Sr. | 6'0" | 230
New York, N.Y.



24
DAN PEPICELLI
Head Coach
8th Season



14
TOM FORD
Associate Head Coach
15th Season



27
JOHN TOPPA
Assistant Coach
2nd Season



44
JUSTIN DEVOID
Volunteer Assistant Coach
1st Season