



2023 BASEBALL GAME NOTES

CORNELLBIGRED.COM ▶ @CORNELLBASEBALL ▶ @CORNELLSPORTS ▶ @IVYLEAGUE ▶ #YELLCORNELL

GAMES 24-26 • AT HARVARD • O'DONNELL FIELD • CAMBRIDGE, MASS.

CORNELL BIG RED

4-19 3-6
OVERALL IVY LEAGUE

DAN PEPICELLI

HEAD COACH, 19TH SEASON

79-139-1 (.363)

AT CORNELL, 8TH SEASON



HARVARD CRIMSON

11-17 7-2
OVERALL IVY LEAGUE

BILL DECKER

HEAD COACH, 34TH SEASON

155-210 (.425)

AT HARVARD, 11TH SEASON



PROBABLE PITCHING MATCHUP (SUBJECT TO CHANGE)

GAME ONE

FRIDAY • 3:00 P.M.



RHP **Ethan Hamill** (0-5, 8.38)

RHP **Jay Driver** (0-2, 4.66)

GAME TWO

SATURDAY (DH) • 11:30 A.M.



LHP **Noah Keller** (1-4, 5.87)

RHP **Chris Clark** (3-2, 5.21)

GAME THREE

SATURDAY (DH) • APPROX: 2:30 P.M.



TBA

RHP **Sean Matson** (1-2, 6.11)

FIRST PITCH

▶ The Cornell baseball team returns to Ivy League action this weekend when it takes on its longtime Ancient Eight rival Harvard in a three-game series at O'Donnell Field in Cambridge, Mass.

LAST TIME OUT

▶ Seven Binghamton pitchers combined to throw a four-hit shutout of Cornell on Tuesday night at the Bearcats Baseball Complex in Vestal, N.Y.

▶ Senior outfielder **WILS GUY** recorded two of the Big Red's four hits, going 2-for-3 while reaching base safely in his first three plate appearances. Sophomore catcher **JOHN QUINLAN** and senior right fielder **SAM KAPLAN** had the other hits.

▶ Freshman right-handed pitcher **BECK UROFSKY** made his first collegiate start for the Big Red, giving up two runs on two hits in his two innings on the mound. Urofsky also walked a pair and struck out two.

▶ With Urofsky's start, he became the third freshmen pitcher to start a game for the Big Red, joining southpaw **NOAH KELLER** and right-hander **ETHAN HAMILL**. It is the most first-year pitchers to earn starts in the same season since 2014 when **TIM WILLITTES**, **TIGER SMITH**, and **PAUL BALESTRIERI** combined for six starts.

LAST WEEKEND REWIND

▶ Cornell was swept by Brown in its first home Ivy League series of the season last weekend at Hoy Field.

▶ The Bears took both games of Saturday's doubleheader, 12-8 and 1-0, before solidifying the three-game sweep with a 5-2 triumph on Easter Sunday.

▶ Freshman left-handed pitcher **NOAH KELLER** recorded his second career quality start in the Big Red's 1-0 loss last Saturday. Keller pitched seven innings and struck out seven — both figures serving as season highs.

▶ Sophomore catcher/designated hitter **JOHN QUINLAN** hit a team-leading .364 (4-of-11) in the series. Junior catcher **NATHAN WAUGH** recorded Cornell's lone home run of the series in the opening game. Waugh batted .273 while driving in four runs — all of which came in the 12-8 setback.

WHEN IT RUNS, IT POURS

▶ Cornell has shown a knack of scoring runs in bundles so far this season. Of the Big Red's 107 runs scored this season, 78 have come in multi-run innings (72.9 percent of run production).

▶ The Big Red has scored two runs in an inning on 16 occasions this season, including twice in the 12-8 loss to Brown last Saturday. Cornell has had five three-run innings this season, while also having a quartet of four-run frames, as well as having three instances of scoring five runs in an inning.

▶ In Cornell's 22 contests played so far this season, Cornell has registered at least one multi-run inning in 17 games (77.3 percent of games).

STAT BREAKDOWN

RUN-SCORING BREAKDOWN This Season

NUMBER OF RUNS	RUNS	PCT
One-Run Innings	29	27.1%
▶ Multi-Run Innings	78	72.9%

2023 SCHEDULE

DATE OPPONENT TV TIME/RESULT

FEBRUARY (0-3)

2/24	AT JAMES MADISON		L, 5-11
2/25	AT JAMES MADISON		L, 2-9
2/26	AT JAMES MADISON		L, 5-7

MARCH (2-10)

3/3	VS. BALL STATE		L, 2-5
3/4	VS. PURDUE FORT WAYNE		L, 3-6
3/5	AT #5 WAKE FOREST	ACCN	L, 3-10
3/10	AT VCU	ESPN+	L, 9-14
3/11	AT VCU	ESPN+	L, 5-10
3/12	AT VCU	ESPN+	L, 3-9
3/18	AT GEORGE MASON (DH)	ESPN+	L, 5-10
3/18	AT GEORGE MASON (DH)	ESPN+	L, 3-4
3/19	AT GEORGE MASON	ESPN+	L, 4-15
3/24	AT YALE* (DH)	ESPN+	W, 5-3
3/26	AT YALE* (DH)	ESPN+	L, 2-12
3/26	AT YALE*	ESPN+	W, 7-5

APRIL (2-6)

4/1	AT COLUMBIA* (DH)	ESPN+	L, 6-12
4/1	AT COLUMBIA* (DH)	ESPN+	L, 1-15
4/2	AT COLUMBIA*	ESPN+	W, 13-8
4/4	ITHACA	ESPN+	W, 13-3
4/8	BROWN* (DH)	ESPN+	L, 8-12
4/8	BROWN* (DH)	ESPN+	L, 0-1
4/9	BROWN*	ESPN+	L, 2-5
4/11	AT BINGHAMTON	ESPN+	L, 0-6
4/14	AT HARVARD* (DH)	ESPN+	3:00 P.M.
4/15	AT HARVARD* (DH)	ESPN+	11:30 A.M.
4/15	AT HARVARD*	ESPN+	2:30 P.M.
4/18	BINGHAMTON	ESPN+	3:30 P.M.
4/22	PRINCETON* (DH)	ESPN+	11:30 A.M.
4/22	PRINCETON* (DH)	ESPN+	2:30 P.M.
4/23	PRINCETON*	ESPN+	12 P.M.
4/29	PENN* (DH)	ESPN+	11:30 A.M.
4/29	PENN* (DH)	ESPN+	2:30 P.M.
4/30	PENN*	ESPN+	12 P.M.

MAY

5/2	AT BINGHAMTON		6:30 P.M.
5/6	AT DARTMOUTH* (DH)	ESPN+	11:30 A.M.
5/6	AT DARTMOUTH* (DH)	ESPN+	2:30 P.M.
5/7	AT DARTMOUTH*	ESPN+	12 P.M.

2023 IVY LEAGUE CHAMPIONSHIP SERIES

5/19 - 5/21	TBD	ESPN+	TBA
-------------	-----	-------	-----

* - Denotes Ivy League contest

Bold Red CAPS denotes home game

All game times Eastern, subject to change



MEDIA CONTACT

MARSHALL HAIM

Assistant Director of Athletic Communications

✉ mh2348@cornell.edu

☎ (716) 465-4945 (mobile)

POSITIONAL ROSTER

PITCHERS (13)

#	NAME	POS	HT	WT	YR	B/T	HOMETOWN	HIGH SCHOOL
5	Chris Ellison	RHP	6-0	190	So.	R/R	Howell, N.J.	Howell HS
9	Story Kimura	RHP	6-0	175	Jr.	R/R	Dallas, Texas	The Lawrenceville School (N.J.)
16	Will Long	RHP	6-0	170	So.	R/R	Great Falls, Va.	Langley HS
17	William Stephens	RHP	6-2	205	Jr.	R/R	Stone Mountain, Ga.	Marist HS
19	Noah Keller	LHP	6-1	210	Fr.	L/L	Goodrich, Mich.	Goodrich HS
20	Ethan Hamill	RHP	6-3	200	Fr.	R/R	Chester, Va.	Thomas Dale HS
26	Tom Clancy	RHP	6-1	190	So.	R/R	Westfield, N.J.	Newark Academy
28	Spencer Edwards	LHP	6-3	190	Sr.	L/L	Rancho Santa Margarita, Calif.	Santa Margarita Catholic
31	John Gerfen	LHP	6-0	195	Fr.	R/L	Brewster, N.Y.	Brewster HS
32	Carson Mayfield	RHP	6-5	200	Fr.	R/R	Annandale, Va.	Bishop O'Connell HS
34	Von Baker	RHP	6-7	235	Jr.	R/R	St. Johnsville, N.Y.	Oppenheim-Ephratah-St. Johnsville HS
42	Josh Shea	RHP	5-11	175	Fr.	R/R	Cortlandt Manor, N.Y.	Hendrick Hudson HS
45	August Biben	RHP	6-0	230	Sr.	R/R	New York, N.Y.	Riverdale County School

CATCHERS (3)

#	NAME	POS	HT	WT	YR	B/T	HOMETOWN	HIGH SCHOOL
1	John Quinlan	C/OF	5-9	180	So.	S/R	Menlo Park, Calif.	Menlo-Atherton HS
23	Braden Mack	C/RHP	6-2	210	Jr.	R/R	Woodbridge, Va.	Potomac HS
40	Nathan Waugh	C	6-5	230	Jr.	R/R	Placentia, Calif.	Yorba Linda HS

INFIELDERS (10)

#	NAME	POS	HT	WT	YR	B/T	HOMETOWN	HIGH SCHOOL
2	Matt Barnhorst	INF/OF	6-0	195	Jr.	R/R	Ponte Vedra Beach, Fla.	Ponte Vedra HS
3	Ryan Ross	INF	6-0	195	Sr.	R/R	Elmhurst, Ill.	York Community HS
7	Max Jensen	INF	6-2	190	So.	L/R	Burke, Va.	Lake Braddock Secondary
8	Franco Alonso	INF	6-2	195	Sr.	R/R	Pasadena, Calif.	Polytechnic School
12	Ryan Porter	INF	6-0	185	So.	R/R	Houston, Texas	Paetow HS
13	Shane Russell	1B	6-2	220	Sr.	R/R	Matthews, N.C.	Charlotte Christian School
18	TJ Swidorski	INF	6-0	185	Fr.	R/R	Woodbury, Minn.	East Ridge HS
25	Beck Urofsky	INF/RHP	6-4	225	Fr.	R/R	Silver Spring, Md.	Bethesda-Chevy Chase HS
30	Joe Hollerbach	INF	6-3	215	Sr.	R/R	Orinda, Calif.	Miramonte HS
37	William Jaun	1B/LHP	6-3	225	So.	L/L	Loveland, Ohio	St. Xavier HS

OUTFIELDERS (7)

#	NAME	POS	HT	WT	YR	B/T	HOMETOWN	HIGH SCHOOL
4	Caden Wildman	OF	6-3	215	Fr.	R/R	Woodbury, Minn.	East Ridge HS
6	Kyle Musser	OF	5-10	182	So.	R/R	Lititz, Pa.	Manheim Township HS
11	Wils Guy	OF	5-10	165	Sr.	R/R	San Luis Obispo, Calif.	San Luis Obispo HS
15	Sam Kaplan	OF	6-1	210	Sr.	R/R	Las Vegas, Nev.	The Meadows School
21	Elijah Diaz	OF	5-8	181	Sr.	L/L	Bronx, N.Y.	All Hallows HS
22	Jakobi Davis	OF	6-4	210	So.	L/L	Sarasota, Fla.	Sarasota Riverview HS
36	Matthew Walters	OF/RHP	5-11	195	Fr.	R/R	Granbury, Texas	Granbury HS

CORNELL COACHING AND SUPPORT STAFF

Ted Thoren Head Coach of Cornell Baseball: Dan Pepicelli (SUNY Cortland '94), 8th season
 Associate Head Coach: Tom Ford (Ithaca '79), 33rd season with program; 15th in role
 Assistant Coach (Third Base Coach): John Toppa (UConn '19), 2nd season with program; 1st in role
 Volunteer Assistant Coach (First Base Coach): Justin Devoid (Colby-Sawyer '17), 1st season with program
 Athletic Trainer: Grace DeStefano, 1st season with team

NUMERICAL ROSTER

#	NAME	POS	YR
1	John Quinlan	C/OF	So.
2	Matt Barnhorst	INF/OF	Jr.
3	Ryan Ross	INF	Sr.
4	Caden Wildman	OF	Fr.
5	Chris Ellison	RHP	So.
6	Kyle Musser	OF	So.
7	Max Jensen	INF	So.
8	Franco Alonso	INF	Sr.
9	Story Kimura	RHP	Jr.
11	Wils Guy	OF	Sr.
12	Ryan Porter	INF	So.
13	Shane Russell	1B	Sr.
14	Dan Pepicelli	HC	8th
15	Sam Kaplan	OF	Sr.
16	Will Long	RHP	So.
17	William Stephens	RHP	Jr.
18	TJ Swidorski	INF	Fr.
19	Noah Keller	LHP	Fr.
20	Ethan Hamill	RHP	Fr.
21	Elijah Diaz	OF	Sr.
22	Jakobi Davis	OF	So.
23	Braden Mack	C/RHP	Jr.
24	Tom Ford	AHC	33rd
25	Beck Urofsky	INF/RHP	Fr.
26	Tom Clancy	RHP	So.
27	John Toppa	AC	2nd
28	Spencer Edwards	LHP	Sr.
30	Joe Hollerbach	INF	Sr.
31	John Gerfen	LHP	Fr.
32	Carson Mayfield	RHP	Fr.
34	Von Baker	RHP	Jr.
36	Matthew Walters	OF/RHP	Fr.
37	William Jaun	1B/LHP	So.
40	Nathan Waugh	C	Jr.
42	Josh Shea	RHP	Fr.
44	Justin Devoid	VAC	1st
45	August Biben	RHP	Sr.

PRONUNCIATION GUIDE

#	NAME	PRONUNCIATION
6	Kyle Musser	MUSS-er
9	Story Kimura	kih-MURR-uh
15	Sam Kaplan	CAP-lynn
18	TJ Swidorski	swi-DOOR-skee
22	Jakobi Davis	juh-CO-bee
25	Beck Urofsky	YUHR-off-skee
30	Joe Hollerbach	HAHL-err-back
31	John Gerfen	guhr-fin
37	William Jaun	jon
40	Nathan Waugh	WAH
45	August Biben	BYE-bin
HC	Dan Pepicelli	pep-i-SELL-ee
AC	John Toppa	TOE-puh
VAC	Justin Devoid	dih-VOID

FRIDAY'S PROBABLE STARTING PITCHER



ETHAN HAMILL RHP #20

2023 STATS: 0-5, 8.38 ERA, 29.0 IP, 13 BB, 14 SO

Height / Weight: 6-3 / 200 lbs.
Hometown: Chester, Va.
High School: Thomas Dale HS

Bats/Throws: R/R
Year: Freshman

NEWS & NOTES ON HAMILL

► **THIS WEEKEND:** Hamill is slated to make his eighth start of the season, which is the most by a freshman pitcher since **JOHNATHAN ZACHARIAS** in 2019.

► **LAST TIME OUT:** Ended up being the losing pitcher in last Saturday's 12-8 loss to Brown in the opening game of doubleheader at Hoy Field. Seven of the nine runs allowed by Hamill ended up being unearned following a pair of third-inning errors.

► **QUALITY OUTING:** Logged first quality start (6+ IP and 3 ER or fewer) of season in nightcap of March 18 doubleheader at George Mason when allowed two runs (one earned) on seven hits in 6 IP. He also walked one and fanned three.

► **LIMITING FREE PASSES:** After issuing seven walks across his first two starts, Hamill has walked a combined six batters over last five outings.

► **PRIOR TO CORNELL:** Earned four letters in baseball at Thomas Dale HS ... named an All-Region and All-Metro selection in 2022 ... was a two-time district champion in 2021 and 2022 ... awarded 2022 US Army Reserve National Scholar-Athlete Award ... nominated for 2022 Richmond Sports Backers Male Scholar-Athlete of the Year.

2023 GAME LOG (7 G/7 GS/1 QS)

Date	W-L	SCORE	IP	H	R	ER	HR	BB	SO	P/K	LEFT
2/25	L	2-9	3.0	3	4	4	1	5	0	75/38	2-4
3/4	L	3-6	4.0	6	3	3	2	2	3	67/42	0-3
3/11	L	5-10	4.0	11	8	8	1	1	4	73/38	5-8
3/18 (2)	ND	3-4	6.0	7	2	1	0	1	3	83/55	2-2
3/24	ND	5-3	4.1	5	3	3	1	1	2	68/40	1-2
4/1	L	7-12	4.2	8	6	6	3	2	0	95/52	3-6
4/8 (1)	L	8-12	3.0	7	9	2	0	1	2	84/46	4-8
TOTALS	0-5	8.38	29.0	47	35	27	8	13	14	545/311	57.1%

BIG RED RECORD IN STARTS: 1-6

CAREER STATS

	W	L	ERA	G	GS	CG	IP	H	R	ER	HR	BB	SO	WHIP
2023	0	5	8.38	7	7	0	29.0	47	35	27	8	13	14	2.07
TOTALS	0	5	8.38	7	7	0	29.0	47	35	27	8	13	14	2.07

SINGLE-GAME HIGHS & LOWS

2023	CAREER	
6.0, 3/18 (G2) at George Mason	IP	6.0, 3/18/23 (G2) at George Mason
9, 4/8 (G1) vs. Brown	Runs	9, 4/8/23 (G1) vs. Brown
8, 3/11 at VCU	Earned Runs	8, 3/11/23 at VCU
11, 3/11 at VCU	Hits	11, 3/11/23 at VCU
3, 4/1 (G1) at Columbia	Home Runs	3, 4/1/23 (G1) at Columbia
5, 2/25 at James Madison	Walks	5, 2/25/23 at James Madison
4, 3/11 at VCU	Strikeouts	4, 3/11/23 at VCU
95, 4/1 (G1) at Columbia	Pitches	95, 4/1/23 (G1) at Columbia
N/A	Win Streak	N/A
3 games, 2/25 - 3/11	Losing Streak	3 games, 2/25/23 - 3/11/23
4.2 IP, 3/18 - 3/24	Scoreless Streak	4.2 IP, 3/18/23 - 3/24/23
2.0 IP, 3/24 at Yale	Hitless Innings to Start	2.0 IP, 3/24/23 at Yale

SATURDAY'S GAME ONE PROBABLE STARTING PITCHER



NOAH KELLER LHP #19

2023 STATS: 1-5, 5.87 ERA, 30.2 IP, 20 BB, 33 SO

Height / Weight: 6-1 / 210 lbs.
Hometown: Goodrich, Mich.
High School: Goodrich HS

Bats/Throws: L/L
Year: Freshman

NEWS & NOTES ON KELLER

► **THIS WEEKEND:** Keller is slated to make his eighth start of the season, which is the most by a freshman pitcher since **JOHNATHAN ZACHARIAS** in 2019.

► **LAST TIME OUT:** Pitched season-high 7 IP while matching single-game high for strikeouts (7) despite being losing pitcher in 1-0 setback to Brown in nightcap of last Saturday's doubleheader at Hoy Field.

► **THANK U, NEXT:** In five of his last six starts, Keller has recorded at least five strikeouts. During span, has recorded 32 punchouts in 27.1 IP, leading to 10.54 strikeout-per-9-inning ratio.

► **LOWERING HIS ERA:** After allowing 13 earned runs in his first three collegiate outings (12.10 ERA), he has posted a 3.00 ERA in his last five appearances (four of which have been starts).

► **TROUBLING THE ANCIENT EIGHT:** Keller has excelled in his trio of Ivy League starts, recording two quality starts (6+ IP with 3 ER or less). The 6-foot-1 southpaw has a 2.12 ERA (5 ER in 17 IP) with 19 SO (10.06 SO/9) and 5 BB (3.80 SO/BB). His 2.12 ERA (3rd), 19 strikeouts (7th), .222 batting average against (10th)

► **FRESH(MAN) ARM:** Started season opener at James Madison (Feb. 24), becoming first Cornell freshman to start season opener since RHP **COREY PAPPEL** (2/29/08 vs. Siena) ... first LHP to start Big Red's season-opener since LHP **ZACH MCCULLEY** (3/1/14 vs. Navy).

► **PRIOR TO CORNELL:** Four-year letterwinner in baseball at Goodrich HS and was selected as an All-Conference selection in three seasons (2019, 2021, 2022) ... two-time All-State selection (2021, 2022) ... named to 2022 All-State Dream Team.

2023 GAME LOG (8 G/7 GS/2 QS)

Date	W-L	SCORE	IP	H	R	ER	HR	BB	SO	P/K	LEFT
2/24	L	5-11	3.0	4	6	6	1	5	1	67/36	5-2
3/3	ND	2-5	4.2	3	2	1	0	4	5	85/47	2-2
3/10	L	9-14	2.0	4	6	6	1	4	5	62/32	5-6
3/12*	ND	3-9	0.1	0	0	0	0	1	0	9/3	3-9
3/19	ND	4-15	3.2	4	3	3	0	1	3	65/34	3-3
3/26 (2)	W	7-5	6.0	5	3	2	1	1	7	80/44	6-3
4/2 (1)	L	1-15	4.0	4	2	1	0	3	5	90/49	0-2
4/8 (2)	L	0-1	7.0	5	1	1	0	1	7	109/74	0-1
TOTALS	1-5	5.87	30.2	29	23	20	3	20	33	567/319	56.3%

* - denotes relief appearance

CAREER STATS

	W	L	ERA	G	GS	CG	IP	H	R	ER	HR	BB	SO	WHIP
2023	1	5	5.87	8	7	0	30.2	29	23	20	3	20	33	1.60
TOTALS	1	5	5.87	8	7	0	30.2	29	23	20	3	20	33	1.60

SINGLE-GAME HIGHS & LOWS

2023		CAREER
7.0, 4/8 (G2) vs. Brown	IP	7.0, 4/8/23 (G2) vs. Brown
6, (2x), Last: 3/10 at VCU	Runs	6, (2x), Last: 3/10/23 at VCU
6, (2x), Last: 3/10 at VCU	Earned Runs	6, (2x), Last: 3/10/23 at VCU
5, (2x), Last: 4/8 (G2) vs. Brown	Hits	5, (2x), Last: 4/8/23 (G2) vs. Brown
1, (3x), Last: 3/26 (G2) at Yale	Home Runs	1, (3x), Last: 3/26/23 (G2) at Yale
5, 2/24 at James Madison	Walks	5, 2/24/23 at James Madison
7, (2x), Last: 4/8 (G2) vs. Brown	Strikeouts	7, (2x), Last: 4/8/23 (G2) vs. Brown
109, 4/8 (G2) vs. Brown	Pitches	109, 4/8/23 (G2) vs. Brown
1, 3/26	Win Streak	1 game, 3/26/23
2 games, 4/2 - Present	Losing Streak	2 games, 4/2/23 - Present
5.1 IP, 4/2 - 4/8	Scoreless Streak	5.1 IP, 4/2/23 - 4/8/23
2.2 IP, 4/8 (G2) vs. Brown	Hitless Innings to Start	2.2 IP, 4/8/23 (G2) vs. Brown

IVY LEAGUE LEADERS

KELLER'S RANKS IN IVY LEAGUE PLAY

This Season

CATEGORY	TOTAL	RANK
ERA	2.12	3rd
Fewest Hits Allowed	14	T-10th
Fewest Runs Allowed	6	T-6th
Earned Runs Allowed	4	T-2nd
Walks Issued	5	T-8th
Strikeouts	19	7th
Looking Strikeouts	9	2nd
Opp. Batting Average	.222	T-10th

CORNELL QUICK FACTS

GENERAL INFORMATION

Location	Ithaca, N.Y.
Enrollment (2021 Undergraduate)	15,503
Founded	1865
Nickname	Big Red
School Colors	Cornelian Red (Pantone 187) and White
Conference	The Ivy League
President	Martha E. Pollack
Meakam*Smith Director of Athletics	Dr. Nicki Moore
Athletics Website	CornellBigRed.com

HISTORY

Seasons of Baseball	152nd
First Season	1869
All-Time Record (Win %)	1742-1979-35 (.468)
Ivy League Regular-Season Titles (last)	6 (2012)
Ivy League Championship Titles (last)	1 (2012)
NCAA Tournament Appearances (last)	2 (2012)
NCAA Tournament Record (Win %)	2-4 (.333)
Most Consecutive NCAA Appearances	Never
College World Series Appearances (last)	Never
National Championships	None

HOY FIELD

Year Opened (Seasons)	1922 (101st)
Capacity	500
All-Time Record (Win %)	635-523-8 (.548)
Under Dan Pepicelli (Win %)	26-39-1 (.402)

BOOTH FIELD

Year Opened (Seasons)	2023 (1st)
Capacity	500
All-Time Record (Win %)	0-0 (.000)
Under Dan Pepicelli (Win %)	0-0 (.000)

COACHING STAFF

Head Coach	Dan Pepicelli (Cortland '90)
Record at Cornell	79-139-1 (.363)
Overall Record	300-316-3 (.487)
Associate Head Coach	Tom Ford (Ithaca '79)
Assistant Coach	John Toppa (UConn '19)
Volunteer Assistant	Justin Devold (Colby-Sawyer '17)

2022 IN REVIEW

Overall Record	11-25
Ivy League Record (Finish)	5-16 (7th)
Home Record	4-9
Road Record	7-15
Neutral Record	0-1
Ivy League Championship Series	Did not qualify
NCAA Tournament	Not selected

2023 TEAM INFORMATION

Returns / Lost	24 / 11
Newcomers	9
Fr / So / Jr / Sr	9 / 9 / 6 / 9


COMMUNICATIONS

Jeremy Hartigan	
Associate Director of Athletics for Communications	
Marshall Haim	
Assistant Director of Athletic Communications (BB)	
Phone	716.465.4945
Email	mh2348@cornell.edu
Matthew Jensen	
Assistant Director of Athletic Communications	
Aaron Kelly	
Communications Coordinator	

Mailing Address	Cornell University Athletics Teagle Hall, 512 Campus Road, Ithaca, N.Y., 14853
Twitter / Instagram	@CornellSports
Facebook	/CornellSports

#YELLCORNELL

SCOUTING REPORT



as of 4/12/23



.235	BATTING AVG.	>>	.271
4.65	RUNS	>>	6.32
1.65	DOUBLES	>>	2.46
0.17	TRIPLES	>>	0.07
0.78	HOME RUNS	>>	0.96
4.35	RBI	>>	5.71
.330	ON-BASE PCT.	>>	.357
.366	SLUGGING PCT.	>>	.428
36/48 (.750)	STOLEN BASES	>>	25/33 (.758)
7.14	ERA	>>	6.87
6.35	STRIKEOUTS	>>	8.82
.289	OPPONENT AVG.	>>	.292
1.86	WHIP	>>	1.79
.956	FIELDING PCT.	>>	.957

ABOUT HARVARD

- ▶ Harvard enters this weekend's three-game series with an 11-17 overall record and a 7-2 mark in Ivy League play. The Crimson have won its last five Ivy League games after winning the final two games against Princeton before sweeping Dartmouth last weekend.
- ▶ The Crimson fell in the championship game of the 2023 Baseball Beanpot to No. 11-ranked Boston College, 5-4, in Brighton, Mass., on Tuesday.
- ▶ Hunter Baldwin (.313), George Cooper (.315), and Jake Berger (.305) are the trio of Crimson batters to have at least .300 batting averages this season. Berger and Ben Rounds have hit Harvard-leading five home runs this season. Rounds' 27 RBI paces the Crimson's offense.
- ▶ Jay Driver has a team-leading 4.66 ERA over his seven starts this season. Chris Clark (3-2, 5.21 ERA) has struck out a Harvard-best 59 batters while issuing just 17 walks in 38 IP. Sean Matson (1-2, 6.11 ERA) is the other mainstay in the rotation for the Crimson in Ancient Eight contests. Will Jacobsen (0-2, 8.03 ERA) has started six of his seven outings, but all have been in non-conference games.

NO. 300 FOR PEP

▶ **DAN PEPICELLI**, the Ted Thoren Head Coach of Cornell Baseball, earned his 300th career head coaching victory in Cornell's 13-3 victory over crosstown rival Ithaca last Tuesday at Hoy Field.

▶ With the victory, Pepicelli became just the third head coach to accrue at least 300 career head coaching victories and serve as head coach at Cornell at some point during their collegiate head coaching careers. **TED THOREN**, who won all 533 of his games while at Cornell from 1962-90, and Pepicelli's predecessor **BILL WALKENBACH** (311) have more career victories.

136 YEARS | 327 MILES | 167 MEETINGS

▶ Cornell and Harvard have met 167 times prior to this weekend's three-game series. The Crimson have the advantage in the rivalry, 111-55, which includes Harvard being victorious in six of the last seven meetings.

▶ The Big Red went 1-2 in its last trip to Cambridge, which came back in 2019. Cambridge has not been kind to the Big Red as it has an all-time record of 28-68 on Harvard's home turf, but Cornell has won at least one game in each of its last five trips to Cambridge, dating back to 2011.

▶ Last year, Harvard swept a three-game series at Hoy Field on March 25 and 26. Junior infielder **MATT BARNHORST** went 5-of-12 (.417) with two doubles and a home run in the series. Sophomore infielder **RYAN PORTER** and senior outfielder **WILS GUY** also had home runs for the Big Red. Porter and sophomore infielder **MAX JENSEN** each drove in a Cornell-leading four RBI in the series.

▶ Despite being the losing pitcher, junior right-handed pitcher **VON BAKER** struck out a career-high six batters in 6.1 innings of work.

WAUGH(TCH) IT FLY!

▶ Despite having his career-long six-game hit streak snapped last Sunday, junior catcher **NATHAN WAUGH** has been one of Cornell's hottest hitters as of late. Over his last eight games, Waugh is hitting .367 (11-of-30) with six of his hits going for extra bases (three doubles, three home runs).

▶ Waugh's 13 RBI currently ranks second on the team, trailing sophomore infielder **MAX JENSEN**. Of the 13 runs driven in by Waugh this season, 11 have come in his last eight appearances.



All-Time vs. Harvard	55-111
in Ithaca, N.Y.	27-41
in Cambridge, Mass.	28-68

LAST 5 GAMES VS. HARVARD			
DATE	H/A	W/L	SCORE
4/13/19 (2)	A	L	6-8
4/14/19	A	W	2-0
3/25/22 (1)	H	L	5-7
3/25/22 (2)	H	L	5-11
3/26/22	H	L	11-12

STAT BREAKDOWN

WAUGH'S BATTING BREAKDOWN
This Season

GAMES	AVG	OBP	SLG	OPS
First Nine	.147	.297	.233	.531
▶ Last Eight	.385	.429	.767	1.195

2023 IVY LEAGUE STANDINGS

through 4/12/23	IVY LEAGUE				OVERALL						
SCHOOL	W-L	PCT	GB	STREAK	W-L	PCT	STREAK	HOME	AWAY	NEUTRAL	RPI
Columbia	7-2	.778	—	W3	17-11	.607	W5	7-2	10-9	0-0	79
Harvard	7-2	.778	—	W5	11-17	.393	L1	3-1	7-13	1-3	223
Penn	6-3	.667	1.0	W1	17-11	.607	W2	6-4	11-7	0-0	188
Princeton	5-4	.556	2.0	L1	12-16	.429	W1	3-1	9-15	0-0	149
Yale	4-5	.444	3.0	L3	10-16	.385	W1	2-6	8-10	0-0	257
Brown	4-5	.444	3.0	W3	7-18	.280	L1	2-7	4-9	1-2	274
Cornell	3-6	.333	4.0	L3	4-19	.174	L4	1-3	3-14	0-2	284
Dartmouth	0-9	.000	7.0	L9	1-24	.040	L17	0-8	1-12	0-4	297

LAST WEEK'S SCORES

Monday, April 3
Penn 17, Dartmouth 3
Tuesday, April 4
Cornell 13, Ithaca 3
Columbia 19, #19 UConn 14
Harvard 4, Northeastern 3
UMass Lowell 6, Dartmouth 1
Fairfield 10, Yale 3
Wednesday, April 5
Penn 18, Saint Joseph's 6
Seton Hall 12, Princeton 10

Saturday, April 8
Brown 12-1, Cornell 8-0
Columbia 1-3, Yale 0-2
Harvard 6-10, Dartmouth 3-6
Penn 10, Princeton 5 (Game 1)
Princeton 5, Penn 0 (Game 2)
Sunday, April 9
Brown 5, Cornell 2
Columbia 5, Yale 2
Harvard 9, Dartmouth 1
Penn 5, Princeton 2

THIS WEEK'S SCORES / SCHEDULE

Tuesday, April 11
Binghamton 6, Cornell 0
#11 Boston College 5, Harvard 4
Rhode Island 12, Brown 5
Wednesday, April 12
#11 BC 14, Dartmouth 10
Princeton 17, Monmouth 11
Penn 15, Villanova 4 (8 inn.)
Columbia 16, Fordham 9
Yale 8, Hartford 4
Friday, April 14
Cornell at Harvard, 3:00

Saturday, April 15
Cornell at Harvard, 11:30 a.m.
Penn at Brown, 11:30 a.m.
Columbia at Princeton, 11:30 a.m.
Yale at Dartmouth, 11:30 a.m.
All games are scheduled DHTs

Sunday, April 16
Penn at Brown, 12:00
Columbia at Princeton, 12:00
Yale at Dartmouth, 12:00



AROUND THE IVY LEAGUE

PLAYERS OF THE WEEK

	Award	PLAYER
Feb. 27	Player	Scott Bandura
	Pitcher	Chris Clark
	Rookie	William Lybrook
March 6	Player	Seth Dardar
	Pitcher	Owen Coady
	Rookie	Carter Rasmussen
March 13	Player	Griffin Palfrey
	Pitcher	Andy Leon
	Rookie	Davis Baker
March 20	Player	Seth Werchan
	Pitcher	Tom Chmielewski
	Rookie	Davis Baker
March 27	Player	Kyle Vinci
	Pitcher	Justin Kim
	Rookie	Ryan Taylor
April 4	Player	Seth Dardar
	Pitcher	Colton Shaw
	Rookie	Davis Baker
April 10	Player	Cole Hage
	Pitcher	Ryan Dromboski
	Rookie	Mark Henshon

2023 IVY LEAGUE PRESEASON POLL

	SCHOOL (FIRST-PLACE VOTES)	PTS
1.	Columbia (12)	124
2.	Penn (3)	113
3.	Dartmouth (1)	91
4.	Harvard	75
5.	Yale	68
6.	Brown	45
7.	Princeton	31
8.	Cornell	29

TOUGH TO TOUCH

- ▶ Over 14 relief outings this season, senior left-handed pitcher **SPENCER EDWARDS** has been tough to hit off of this season.
- ▶ Edwards enters this weekend with opponents hitting at a .207 clip off him (18 hits in 87 at-bats), which ranks as the fourth-best average in the Ivy League following games completed on Tuesday.
- ▶ His 18 hits allowed are the second-fewest given up by an Ivy League pitcher, trailing Princeton's Justin Kim (17).
- ▶ After allowing five hits in his season debut on Feb. 25 at James Madison, Edwards has given up 13 hits over his last 21.1 innings pitched.
- ▶ Joining Edwards in the top 10 are freshmen **NOAH KELLER** (.246 - 7th) and **CARSON MAYFIELD** (.256 - 9th).
- ▶ Cornell is one of two Ivy League programs (Penn) with a trio of pitchers ranking in the top 10 in lowest batting average against.

MAYFIELD SHINING EARLY

- ▶ Freshman right-handed pitcher **CARSON MAYFIELD** been a bright spot for the Cornell bullpen so far this season through his 10 relief outings.
- ▶ Mayfield has issued just five walks in his 30.2 innings pitched, leading to a 1.47 walks-per-9-inning ratio, ranking second nationally for a freshman pitcher. Northeastern's Aiven Cabral paces the nation with a 0.44 figure (2 BB in 41.1 IP). Dartmouth's Jake Metzger is also ahead of Mayfield for the Ivy League lead in the category (3 BB in 39.2 IP - 0.68).
- ▶ Along with his five walks, Mayfield has struck out 24 batters — which is second on the Big Red behind his classmate **NOAH KELLER** (33). The two totals lead to a 4.80 strikeout-to-walk ratio that is the third-best figure by a first-year pitcher. Mayfield also trails Metzger (12.00) for the Ivy League lead in the category.

IVY LEAGUE LEADERS

BATTING AVERAGE AGAINST LEADERS

Among Ivy League Pitchers (through 4/11/23)

PLAYER	H	AB	BAA
Owen Coady	24	140	.171
Justin Kim	17	98	.173
Ryan Dromboski	25	129	.194
▶ Spencer Edwards	18	87	.2068
Cole Zaffiro	28	135	.2074
Andy Leon	31	137	.226
▶ Noah Keller	29	118	.246
Chris Clark	38	152	.250
▶ Carson Mayfield	31	121	.2562
Reid Easterly	43	168	.2559

NCAA LEADERS

WALKS-PER-9-INNING RATIO LEADERS

Among Eligible Freshman Pitchers (through 4/11/23)

PLAYER	IP	BB	BB/9
Aiven Cabral	41.1	2	0.44
▶ Carson Mayfield	30.2	5	1.47
Dylan Smith	40.0	7	1.58

STRIKEOUT-TO-WALK RATIO LEADERS

Among Eligible Freshman Pitchers (through 4/11/23)

PLAYER	SO	BB	K/BB
Aiven Cabral	42	2	21.00
Tyler Bremner	48	6	8.00
▶ Carson Mayfield	24	5	4.80
Dylan Howard	43	9	4.78
Ryan Sprock	45	11	4.09

COLLEGIATE BASEBALL POLLS

D1 BASEBALL			
Updated 4/10/23			
RK	SCHOOL	REC	LAST
1.	LSU	26-5	1
2.	Wake Forest	28-4	2
3.	Florida	27-6	3
4.	Vanderbilt	26-6	4
5.	Arkansas	25-6	5
6.	South Carolina	28-4	6
7.	Virginia	28-4	7
8.	Stanford	21-7	8
9.	East Carolina	24-8	12
10.	Louisville	24-7	18
11.	Boston College	21-9	9
12.	Kentucky	27-5	10
13.	North Carolina	22-10	13
14.	Campbell	24-6	14
15.	Florida Gulf Coast	26-6	15
16.	Tennessee	22-10	11
17.	Coastal Carolina	20-9	17
18.	Oklahoma State	23-10	16
19.	Texas	23-10	21
20.	UConn	22-8	19
21.	Texas Tech	22-10	22
22.	UCLA	19-8-1	23
23.	USC	20-10-1	NR
24.	Arizona State	23-9	NR
25.	TCU	20-12	NR
Bold italics = Cornell opponent			

USA TODAY				
Updated 4/10/23				
RK	SCHOOL	REC	PTS	LAST
1.	LSU	26-5	743	1
2.	Wake Forest	28-4	704	2
3.	Florida	27-6	681	3
4.	Vanderbilt	26-6	666	4
5.	South Carolina	28-4	610	6
6.	Arkansas	25-6	601	5
7.	Virginia	28-4	585	7
8.	Stanford	21-7	524	9
9.	Louisville	24-7	482	12
10.	East Carolina	24-8	449	16
11.	Kentucky	27-5	443	10
12.	Tennessee	22-10	387	8
13.	North Carolina	22-10	328	15
14.	Boston College	21-9	325	11
15.	Campbell	24-6	306	14
16.	Oklahoma State	23-10	292	13
17.	Florida Gulf Coast	26-6	280	17
18.	Texas	23-10	238	19
19.	UCLA	19-8	221	22
20.	UConn	22-8	178	18
21.	Coastal Carolina	20-9	174	21
22.	Texas Tech	22-10	107	23
23.	Arizona State	23-9	78	NR
24.	USC	20-10	60	NR
25.	Miami (Fla.)	20-12	52	20
Bold italics = Cornell opponent				

BASEBALL AMERICA			
Updated 4/10/23			
RK	SCHOOL	REC	LAST
1.	LSU	26-5	1
2.	Florida	27-6	2
3.	Wake Forest	28-4	3
4.	Vanderbilt	25-6	4
5.	South Carolina	28-4	6
6.	Arkansas	25-6	5
7.	Stanford	21-7	7
8.	Virginia	24-4	8
9.	East Carolina	24-8	15
10.	Louisville	24-7	17
11.	Campbell	24-6	13
12.	Kentucky	27-5	10
13.	North Carolina	22-10	16
14.	Oklahoma State	23-10	11
15.	Texas	23-10	20
16.	Boston College	21-9	9
17.	Tennessee	22-10	12
18.	Coastal Carolina	20-9	22
19.	Texas Tech	22-10	18
20.	Miami (Fla.)	20-12	14
21.	USC	20-10-1	25
22.	Arizona State	23-9	NR
23.	TCU	20-12	NR
24.	Florida Gulf Coast	26-6	21
25.	UConn	22-8	23
Bold italics = Cornell opponent			

PERFECT GAME			
Updated 4/10/23			
RK	SCHOOL	REC	LAST
1.	LSU	26-5	1
2.	Florida	27-6	2
3.	Wake Forest	28-4	3
4.	Vanderbilt	26-6	4
5.	South Carolina	28-4	6
6.	Arkansas	25-6	5
7.	Virginia	28-4	8
8.	Stanford	21-7	12
9.	East Carolina	24-8	15
10.	Louisville	24-7	17
11.	North Carolina	22-10	16
12.	Tennessee	22-10	10
13.	Kentucky	27-5	9
14.	UCLA	19-8-1	19
15.	Boston College	21-9	7
16.	Campbell	24-6	11
17.	Texas Tech	22-10	13
18.	Florida Gulf Coast	26-6	18
19.	Oklahoma State	23-10	14
20.	Coastal Carolina	20-9	20
21.	Dallas Baptist	23-9	NR
22.	UConn	22-8	21
23.	USC	20-10-1	NR
24.	Indiana	22-10	NR
25.	Texas	23-10	NR
Bold italics = Cornell opponent			

NCBWA			
Updated 4/10/23			
RK	SCHOOL	REC	LAST
1.	LSU	26-5	1
T2.	Wake Forest	28-4	2
T2.	Florida	27-6	3
4.	Vanderbilt	26-6	4
5.	Arkansas	25-6	5
6.	Virginia	28-4	7
7.	South Carolina	28-4	6
8.	Stanford	21-7	8
9.	East Carolina	24-8	12
10.	Louisville	24-7	14
11.	Kentucky	27-5	11
12.	Tennessee	22-10	9
13.	North Carolina	22-10	16
14.	Boston College	21-9	10
15.	Florida Gulf Coast	26-6	17
16.	Campbell	24-6	13
17.	Oklahoma State	23-10	15
18.	Coastal Carolina	20-9	20
19.	Texas	23-10	24
20.	Texas Tech	22-10	19
21.	UCLA	19-8-1	23
22.	UConn	22-8	21
23.	Arizona State	23-9	RV
24.	Miami (Fla.)	20-12	18
25.	West Virginia	23-9	22
26.	USC	20-10-1	RV
27.	TCU	20-12	RV
28.	Texas A&M	20-12	29
29.	Dallas Baptist	23-9	RV
30.	Oregon	20-9	26
Bold italics = Cornell opponent			

COLLEGIATE BASEBALL				
Updated 4/10/23				
RK	SCHOOL	REC	PTS	LAST
1.	LSU	26-5	493	1
2.	Vanderbilt	26-6	491	2
3.	South Carolina	28-4	489	3
4.	Wake Forest	28-4	488	4
5.	Virginia	28-4	486	5
6.	Florida	27-6	483	6
7.	Arkansas	25-6	481	7
8.	Louisville	24-7	480	9
9.	Stanford	21-7	478	10
10.	Arizona State	23-9	475	16
11.	Kentucky	27-5	470	8
12.	Texas	23-10	467	13
13.	Cal St. Fullerton	16-10	465	21
14.	North Carolina	22-10	458	14
15.	East Carolina	24-8	457	22
16.	UC Santa Barbara	19-9	456	11
17.	TCU	20-12	452	NR
18.	Oklahoma State	23-10	451	12
19.	Campbell	24-6	449	15
20.	Tennessee	22-10	447	17
21.	Miami (Fla.)	20-12	444	18
22.	Oregon	20-9	440	20
23.	Texas Tech	22-10	438	23
24.	USC	20-10-1	436	NR
25.	Florida Gulf Coast	26-6	433	25
26.	Ball State	23-8	432	26
27.	San Diego	20-9	430	30
28.	Louisiana	23-9	427	NR
29.	Coastal Carolina	20-9	424	27
30.	Xavier	20-12	422	NR
Bold italics = Cornell opponent				

COMPOSITE COLLEGE BASEBALL POLL

Each team ranked in the six major baseball polls are awarded points based on their ranking.

RK	SCHOOL	PTS	D1B		BA		NCBWA		CB		USAT		PG
			RK	PTS	RK	PTS	RK	PTS	RK	PTS	RK	PTS	
1.	LSU	160	1	25	1	25	1	30	1	30	1	25	1
2.	Wake Forest	149	2	24	3	23	2	28	4	27	2	24	3
3.	Florida	147	3	23	2	24	2	28	6	25	3	23	2
4.	Vanderbilt	144	4	22	4	22	4	27	2	29	4	22	4
5.	South Carolina	135	6	20	5	21	7	24	3	28	5	21	5
6.	Arkansas	131	5	21	6	20	5	26	7	24	6	20	6
7.	Virginia	126	7	19	8	18	6	25	5	26	7	19	7
8.	Stanford	118	8	18	7	19	8	23	9	22	8	18	8
9.	Louisville	109	10	16	10	16	10	21	8	23	9	17	10
10.	East Carolina	105	9	17	9	17	9	22	15	16	10	16	9
11.	Kentucky	96	12	14	12	14	11	20	11	20	11	15	13
12.	North Carolina	89	13	13	13	13	13	18	14	17	13	13	11
13.	Tennessee	77	16	10	17	9	12	19	20	11	12	14	12
14.	Campbell	75	14	12	11	15	16	15	19	12	15	11	16
15.	Boston College	65	11	15	16	10	14	17	—	—	14	12	15
16.	Oklahoma State	64	18	8	14	12	17	14	18	13	16	10	19
17.	Texas	58	19	7	15	11	19	12	12	19	18	8	25
18.	FGCU	52	15	11	24	2	15	16	25	6	17	9	18
19.	Texas Tech	44	21	5	19	7	20	11	23	8	22	4	17
20.	Coastal Carolina	43	17	9	18	8	18	13	29	2	21	5	20
21.	Arizona State	38	24	2	22	4	23	8	10	21	23	3	—
22.	UCLA	33	22	4	—	—	21	10	—	—	19	7	14
23.	UConn	26	20	6	25	1	22	9	—	—	20	6	22
24.	USC	25	23	3	21	5	26	5	24	7	24	2	23
25.	Miami (Fla.)	24	—	—	20	6	24	7	21	10	25	1	—
Bold italics = Cornell opponent													

2023 BIG RED HOME RUNS																								
PLAYER	HR	vL	vR	ROAD /		RUNNERS ON				OUTS			TIED GAME	GO AHEAD	DIRECTION					TEAM W-L	LAST HR			
				HOME	NEUTRAL	0	1	2	3	0	1	2			LF	LC	CF	RC	RF		DATE / OPP	PITCHER	AB SINCE	
Franco Alonso	—	—	—	—	—	—	—	—	—	—	—	—	—	—	—	—	—	—	—	—	—	—		
Matt Barnhorst	2	—	2	—	2	1	—	—	1	—	1	1	—	1	2	—	—	—	—	—	1-1	3/24 at Yale	Shaw	12
Jakobi Davis	1	1	—	—	1	—	1	—	—	—	1	—	—	—	—	—	—	—	1	0-1	2/26 at JMU	Kinsler	52	
Elijah Diaz	—	—	—	—	—	—	—	—	—	—	—	—	—	—	—	—	—	—	—	—	—	16		
Wils Guy	1	—	1	—	1	1	—	—	—	—	1	—	1	—	—	1	—	—	—	0-1	3/18 (G2) at GMU	Gartland	34	
Joe Hollerbach	2	1	1	—	2	—	1	1	—	1	—	1	—	—	1	—	—	1	—	0-2	4/1 at Columbia	Leon	31	
William Jaun	—	—	—	—	—	—	—	—	—	—	—	—	—	—	—	—	—	—	—	—	—	—		
Max Jensen	1	—	1	—	1	—	1	—	—	—	1	—	—	1	—	—	—	—	1	1-0	4/2 (G2) at Columbia	Palfrey	18	
Sam Kaplan	2	1	1	1	1	1	—	1	—	—	—	2	—	—	1	—	—	1	—	1-1	4/4 vs. Ithaca	Bailey	18	
Braden Mack	—	—	—	—	—	—	—	—	—	—	—	—	—	—	—	—	—	—	—	—	—	27		
Kyle Musser	—	—	—	—	—	—	—	—	—	—	—	—	—	—	—	—	—	—	—	—	—	54		
Ryan Porter	1	1	—	—	1	—	1	—	—	—	—	1	—	—	—	1	—	—	—	0-1	4/1 at Columbia	Parkinson	23	
John Quinlan	1	—	1	—	1	—	—	1	—	—	1	—	—	—	—	—	—	—	1	0-1	3/4 vs. PFW	Fine	73	
Ryan Ross	2	2	—	—	2	1	—	1	—	1	1	—	—	—	—	—	—	—	2	1-1	4/2 (G2) at Columbia	Ogden	11	
Shane Russell	—	—	—	—	—	—	—	—	—	—	—	—	—	—	—	—	—	—	—	—	—	56		
TJ Swidorski	1	—	1	—	1	—	1	—	—	—	—	1	—	1	1	—	—	—	—	0-1	2/25 at JMU	Murphy	36	
Beck Urofsky	—	—	—	—	—	—	—	—	—	—	—	—	—	—	—	—	—	—	—	—	—	3		
Matthew Walters	—	—	—	—	—	—	—	—	—	—	—	—	—	—	—	—	—	—	—	—	—	1		
Nathan Waugh	4	1	3	1	3	1	2	1	—	1	2	1	—	1	1	1	1	—	1	2-2	4/8 (G1) vs. Brown	Meyers	13	
Caden Wildman	—	—	—	—	—	—	—	—	—	—	—	—	—	—	—	—	—	—	—	—	—	13		

2-HR GAMES (0)		GRAND SLAMS (1)		LEADOFF HOME RUNS (0)		INSIDE-THE-PARK HR (0)	
PLAYER	DATE/OPP	PLAYER	DATE/OPP	PLAYER	DATE/OPP	PLAYER	DATE/OPP
—	—	Matt Barnhorst	3/24 at Yale	—	—	—	—
3-HR GAMES (0)		PINCH-HIT HR (0)		WALK-OFF HR (0)		BACK-TO-BACK HR (0)	
PLAYER	DATE/OPP	PLAYER	DATE/OPP	PLAYER	DATE/OPP	PLAYER	DATE/OPP
—	—	—	—	—	—	—	—

BIG RED MISCELLANEOUS BATTING																				
PLAYER	MULTI-HIT GAMES						MULTI-RBI GAMES						HIT STREAKS					HITS		
	2	3	4	5+	TOTAL	CAREER	2	3	4	5+	TOTAL	CAREER	5-9	10-14	15+	ACTIVE	2023 HIGH	CAREER HIGH	INFIELD	BUNT
Franco Alonso	—	—	—	—	—	0	—	—	—	—	—	0	—	—	—	0	—	—	—	—
Matt Barnhorst	1	1	—	—	2	8	—	—	1	—	1	4	—	—	—	0	3 (3/5 - 3/11)	5 games, 2022	1	—
Jakobi Davis	1	—	—	—	1	4	2	—	—	—	2	5	1	—	—	0	6 (3/12 - 3/26)	6 games, 2023	3	—
Elijah Diaz	—	—	—	—	—	0	—	—	—	—	—	0	—	—	—	0	1, twice (4/2)	1 game, 2023	1	—
Wils Guy	5	—	—	—	5	16	—	—	—	—	—	6	—	—	—	6	6 (3/26 - 4/11)	6 games, 2023	1	—
Joe Hollerbach	3	1	—	—	4	18	1	2	—	—	3	8	—	—	—	0	4 (3/26 - 4/2)	8 games, 2022	1	—
William Jaun	—	—	—	—	—	—	—	—	—	—	—	—	—	—	—	—	—	—	—	—
Max Jensen	3	—	—	—	3	15	2	2	—	—	4	10	1	—	—	0	7 (3/19 - 4/2)	8 games, 2022	—	—
Sam Kaplan	7	—	—	—	7	14	—	1	—	1	2	10	2	—	—	3	6 (3/3 - 3/12)	6, (3x), Last: 2023	—	—
Braden Mack	—	—	—	—	—	1	—	—	—	—	—	0	—	—	—	—	—	—	—	—
Kyle Musser	—	1	—	—	1	1	2	—	—	—	2	2	—	—	—	0	4 (3/10 - 3/18)	4 games, 2023	1	—
Ryan Porter	3	—	—	—	3	9	1	—	—	—	1	7	—	—	—	0	3, twice (4/4 - 4/8)	4 games, 2022-23	4	—
John Quinlan	3	3	—	—	6	6	—	1	—	—	1	1	—	—	—	3	5 (3/19 - 4/1)	5 games, 2023	5	—
Ryan Ross	2	—	—	—	2	5	—	1	—	—	1	5	—	—	—	0	3 (4/2 - 4/4)	3 games, 2023	1	1
Shane Russell	—	—	—	—	—	2	—	—	—	—	—	1	—	—	—	1	1 (4/8)	2 games, 2020	—	—
TJ Swidorski	2	—	—	—	2	2	1	—	—	—	1	1	—	—	—	0	3 (2/25 - 3/5)	3 games, 2023	—	—
Beck Urofsky	—	—	—	—	—	0	—	—	—	—	—	0	—	—	—	0	—	—	—	—
Matthew Walters	—	—	—	—	—	0	—	—	—	—	—	0	—	—	—	0	—	—	—	—
Nathan Waugh	2	—	1	—	3	11	1	—	2	—	3	7	1	—	—	0	6 (3/26 - 4/8)	6 games, 2023	1	—
Caden Wildman	—	—	—	—	—	0	—	—	—	—	—	0	—	—	—	0	1 (3/10)	1 game, 2023	—	—

BIG RED W-L RECORD BY LINEUP CARD

PLAYER	BATTING ORDER (STARTS)									BY POSITION (STARTS)								
	1ST	2ND	3RD	4TH	5TH	6TH	7TH	8TH	9TH	C	1B	2B	3B	SS	LF	CF	RF	DH
Franco Alonso	—	—	—	—	—	—	—	—	0-1	—	—	0-1	—	—	—	—	—	—
Matt Barnhorst	—	—	—	—	—	0-1	2-9	0-4	—	—	—	2-14	—	—	—	—	—	—
Jakobi Davis	0-5	—	—	—	—	—	—	2-3	1-9	—	—	—	—	—	—	3-17	—	—
Elijah Diaz	—	—	—	—	—	—	—	—	1-0	—	—	—	—	—	1-0	—	—	—
Wils Guy	—	3-12	—	—	—	—	—	—	0-2	—	—	—	—	—	2-12	1-2	—	—
Joe Hollerbach	—	0-1	—	—	0-3	4-6	—	0-1	—	—	—	—	4-10	—	—	—	—	0-1
William Jaun	—	—	—	—	—	—	—	—	—	—	—	—	—	—	—	—	—	—
Max Jensen	—	0-1	4-17	—	0-1	—	—	—	—	—	2-13	2-3	0-3	—	—	—	—	—
Sam Kaplan	—	—	—	0-9	4-9	—	0-1	—	—	—	—	—	—	—	—	—	4-19	—
Braden Mack	—	—	—	—	—	—	—	—	—	—	—	—	—	—	—	—	—	—
Kyle Musser	—	1-2	—	—	0-2	0-4	—	—	0-1	—	—	—	—	—	1-4	—	—	0-5
Ryan Porter	—	0-3	—	—	—	—	0-3	2-8	1-2	—	—	—	—	3-16	—	—	—	—
John Quinlan	4-14	—	—	—	—	0-1	—	—	—	1-10	—	—	—	—	—	—	—	3-5
Ryan Ross	—	—	—	—	—	0-3	2-5	0-1	0-1	—	2-6	—	—	—	0-1	—	—	0-3
Shane Russell	—	—	—	—	—	—	—	—	—	—	—	—	—	—	—	—	—	—
TJ Swidorski	—	—	—	—	0-4	0-2	—	0-1	1-3	—	—	0-1	0-6	1-3	—	—	—	—
Beck Urofsky	—	—	—	—	—	—	—	0-1	—	—	—	—	—	—	—	—	—	0-1
Matthew Walters	—	—	—	—	—	—	—	—	—	—	—	—	—	—	—	—	—	—
Nathan Waugh	—	—	0-2	4-10	—	0-1	—	—	—	3-9	—	—	—	—	—	—	—	1-4
Caden Wildman	—	—	—	—	—	0-1	0-1	—	—	—	—	—	—	—	0-2	—	—	—

BIG RED STARTING PITCHER RUN SUPPORT

PLAYER	RUN		RUN SUPPORT		TOTAL RUNS		TOTAL RUNS		TEAM		QUALITY	
	GS	SUPPORT		PER 9 IP		IN STARTS		PER START		W-L		STARTS
Von Baker	8	13		5.09		46		5.75		2-6		0
Ethan Hamill	7	18		5.59		33		4.71		1-6		1
Noah Keller	7	21		6.16		28		4.00		1-6		2
Beck Urofsky	1	0		0.00		0		0.00		0-1		0
TOTALS	23	52		5.55		107		4.65		4-19		3

RUNS BY INNING

	1	2	3	4	5	6	7	8	9	10	11	12	13	14	15	TOTAL
BIG RED	19	12	12	23	8	8	6	10	9	—	—	—	—	—	—	107
OPPONENTS	28	24	30	19	29	6	23	26	7	—	—	—	—	—	—	192

VICTORY MARGIN

	1	2	3	4	5	6	7	8	9	10	11	12	13	14	15
BIG RED	—	2	—	—	1	—	—	—	—	1	—	—	—	—	—
OPPONENTS	2	1	3	1	4	3	2	—	—	1	1	—	—	1	—

BIG RED MULTI-RUN INNINGS

	TIMES	LAST TIME
2 Runs	16	4/8 (G1) vs. Brown (1st inning, 1 hit; 3rd inning, 2 hits)
3 Runs	5	4/8 (G1) vs. Brown (4th inning, 3 hits)
4 Runs	4	3/26 (G2) at Yale (2nd inning, 3 hits)
5 Runs	3	4/4 vs. Ithaca (3rd inning, 4 hits)
6 Runs	0	—
7 Runs	0	—
8 Runs	0	—
9 Runs	0	—
10 Runs	0	—

BIG RED GAME DELAYS

DATE	OPPONENT	DELAY	REASON
2/26	at James Madison	15 minutes, prior to first pitch	inclement weather
4/1	at Columbia	1 hour, prior to first pitch	inclement weather

BIG RED 2023 PITCHING SPLITS

	W	L	SV	G	IP	H	R	ER	HR	BB	SO	ERA	AVG
Total	4	19	2	23	191.2	217	192	152	24	139	146	7.14	.293
Home	1	3	0	4	36.0	32	21	11	0	17	25	2.75	.258
Away	3	14	2	17	139.2	169	160	132	20	112	111	8.51	.303
Neutral	0	2	0	2	16.0	16	11	9	4	10	10	5.06	.267
Day	4	18	2	22	183.2	209	186	146	23	131	139	7.15	.294
Night	0	1	0	1	8.0	8	6	6	1	8	7	6.75	.258
Starter	1	14	0	23	84.1	102	90	76	12	61	66	8.11	.304
Reliever	3	5	2	23	107.1	115	102	76	12	78	80	6.37	.000
February	0	3	0	3	24.2	27	27	23	3	26	17	8.39	.287
March	2	10	2	12	98.0	116	103	86	11	64	79	7.90	.304
April	2	6	0	8	69.0	74	62	43	10	49	50	5.61	.279
May	—	—	—	—	—	—	—	—	—	—	—	—	—

BIG RED 2023 BATTING SPLITS

	AB	R	H	2B	3B	HR	RBI	BB	SO	AVG	OBP	SLG
Total	759	107	178	38	4	18	100	95	243	.235	.330	.366
Home	133	23	34	5	1	2	21	18	42	.256	.350	.353
Away	568	79	136	30	3	15	74	67	176	.239	.331	.382
Neutral	58	5	8	3	0	1	5	10	25	.138	.265	.241
Day	730	107	174	38	4	18	100	93	235	.238	.334	.375
Night	29	0	4	0	0	0	0	2	8	.138	.219	.138
February	99	12	21	3	0	5	12	14	29	.212	.325	.394
March	385	51	81	19	2	5	47	53	137	.210	.316	.309
April	275	44	76	16	2	8	41	28	77	.276	.351	.436
May	—	—	—	—	—	—	—	—	—	—	—	—

BIG RED LINEUP PRODUCTION

	AB	R	H	2B	3B	HR	RBI	BB	SO	AVG	OBP	SLG
1st	90	19	24	7	1	1	10	14	24	.267	.367	.400
2nd	98	11	22	5	0	1	8	4	28	.224	.267	.306
3rd	82	14	18	6	0	1	12	18	20	.220	.375	.329
4th	85	14	25	3	1	5	16	13	31	.294	.396	.529
5th	88	8	20	6	0	2	13	10	28	.227	.303	.364
6th	87	12	18	2	1	4	17	8	28	.207	.289	.391
7th	85	10	17	5	1	2	10	5	31	.200	.247	.353
8th	72	9	17	1	0	1	9	13	27	.236	.385	.292
9th	72	10	17	3	0	1	5	10	26	.236	.333	.319

THE TED THOREN HEAD COACH OF CORNELL BASEBALL



DAN PEPICELLI

8TH SEASON AT CORNELL

Years in Role: 8th Season as Head Coach
College: SUNY Cortland '90
Coaching Location: Dugout

#24

CORNELL • 2016 - PRESENT

- ▶ Entering his eighth season at the helm of the Cornell baseball program, Pepicelli is just the fourth Cornell head coach over the last 60 years, joining **TED THOREN** (1962-90), **TOM FORD** (1991-08), and **BILL WALKENBACH** (2009-15).
- ▶ Earned his 300th career head coaching victory with a 13-3 win over crosstown rival Ithaca at Hoy Field on April 4.
- ▶ His 79 career victories with the Big Red is already the fifth-most in program history. With nine more victories this season, Pepicelli would be in sole possession of the fourth-most wins on East Hill.
- ▶ Under his tutelage, Cornell has produced 19 All-Ivy League selections — including five First Team and six Second Team selections — and four selections in the Major League Baseball Amateur Draft.
- ▶ In Pepicelli's second season with the program in 2017, he helped guide the Big Red to its first winning season in four years, posting a 21-17 overall record. The Big Red finished 9-11 in Ivy League play.
- ▶ Cornell has won at least 14 games in all but one season, excluding the shortened 2020 season.

CLEMSON • 2010-15

- ▶ Following a successful nine-year tenure at St. John Fisher in suburban Rochester, N.Y., Pepicelli headed to Clemson, S.C., to join the Tigers staff.
- ▶ He was an assistant coach for one year, an assistant head coach for two years, and an associate head coach for three years. All six years on staff Pepicelli aided Clemson to an appearance in the NCAA Tournament.
- ▶ The Tigers had a 231-149 (.608) record in his time with the program. Pepicelli became the first pitching coach to lead a staff to the College World Series in his first season with the team.
- ▶ For four consecutive seasons from 2011-14, Pepicelli guided the Tigers to have a team ERA below 4.00. He recruited and developed **MATT CROWNOVER**, who earned freshman All-America accolades in 2013 and was named the ACC's Pitcher of the Year in 2015.
- ▶ Played instrumental in assembling *Baseball America's* ninth-ranked recruiting class in 2015.
- ▶ Ten Clemson pitchers were selected in the Major League Baseball's Amateur Draft during tenure.

ST. JOHN FISHER • 2001-09

- ▶ Spent nine seasons as the head coach and assistant athletic director at St. John Fisher from 2001-09. During his time with the Cardinals, he was a two-time Empire 8 Coach of the Year (2001 and 2007), with the latter coming during the Cardinals' first-ever run to the Division III College World Series.
- ▶ In final seven seasons with St. John Fisher, the Cardinals posted winning seasons leading to Pepicelli being the program's all-time winningest head coach at the time of his departure.
- ▶ Team garnered national recognition for sportsmanship in 2008 following the ECAC Championship, in which a line-drive foul ball struck the opposing team's third-base coach in the head. Despite St. John Fisher trailing in the ninth inning, Pepicelli and his team conceded the game, ending any hope of reaching the NCAA Tournament. The Committee on Sportsmanship and Ethical Conduct presented Pepicelli's team with the NCAA's All-Divisions Sportsmanship Award for its decision.
- ▶ In addition to serving as the team's head coach, Pepicelli was the head strength and conditioning coach, where he served on the NCAA Competitive Safeguards Committee. He is a certified Strength & Conditioning Specialist and is a member of the National Strength and Conditioning Association.

HARTWICK • 1996-00

- ▶ Opened collegiate coaching career at Hartwick, where he was an assistant coach for three years before being promoted to head coach for two seasons.

PERSONAL

- ▶ A native of Schenectady, N.Y., Pepicelli graduated from Cicero-North Syracuse HS, and played at three colleges in the Central New York region.
- ▶ Named an all-region selection in two seasons with Mohawk Valley Community College, Pepicelli then earned his bachelor of sciences degree in Economics and Management from SUNY Cortland after playing one year with the Red Dragons. He was also an all-conference selection in his one year at Oneonta State.
- ▶ Pepicelli is married to the former Robyn Molloy, who played for and served as an assistant coach with Syracuse's women's soccer team. She also earned national titles as a player and coach at Monroe Community College. The couple has a daughter, Mia, and a son, Owen.

PEPICELLI'S YEAR-BY-YEAR HEAD COACHING RECORD

YEAR	SCHOOL	OVERALL	NOTE
1999	Hartwick	9-22 (.290)	
2000	Hartwick	12-18 (.400)	
2001	St. John Fisher	19-14 (.576)	Set then-wins record in at SJFU
2002	St. John Fisher	15-19 (.441)	
2003	St. John Fisher	16-16 (.500)	
2004	St. John Fisher	27-14 (.659)	SJFU's first 20-win season
2005	St. John Fisher	22-15 (.595)	
2006	St. John Fisher	26-15 (.634)	Third straight 20-win season
2007	St. John Fisher	28-13 (.683)	NCAA Tournament appearance
2008	St. John Fisher	25-14-2 (.634)	NCAA Sportsmanship Award
2009	St. John Fisher	22-17 (.564)	
2016	Cornell	14-24 (.368)	
2017	Cornell	21-17 (.553)	CU's first 20-win year since '13
2018	Cornell	14-22-1 (.392)	
2019	Cornell	14-24 (.368)	
2020	Cornell	1-8 (.111)	Season cut short (pandemic)
2021	Cornell	— NO SEASON (COVID-19 PANDEMIC) —	
2022	Cornell	11-25 (.306)	Two All-Ivy selections
2023	Cornell	4-19 (.174)	
Hartwick (2 seasons)		21-40 (.344)	
St. John Fisher (9 seasons)		200-137-2 (.593)	
Cornell (8 seasons)		79-139-1 (.363)	
Career (20 seasons)		300-316-3 (.487)	

2023 CORNELL BASEBALL COACHING STAFF



TOM FORD

33RD SEASON AT CORNELL

#14

Years in Role: 15th season as Associate HC
College: Ithaca '79
Coaching Location: Dugout

- ▶ Ford enters his 33rd overall season with the Big Red and his 15th in his current role as an associate head coach.
- ▶ His time on East Hill began in 1991 when he took over for the legendary **TED THOREN** as head coach. He was head coach of the Big Red from 1991 until 2008, amassing a record of 264-440-2 during his tenure.



JOHN TOPPA

2ND SEASON AT CORNELL

#27

Years in Role: 1st season as Assistant Coach
College: UConn '19
Coaching Location: Third Base Coaching Box

- ▶ Toppa, a former standout at UConn, enters his second season on the Cornell baseball coaching staff. This season will be his first as an assistant coach, after serving as a volunteer assistant in 2021.
- ▶ Helped guide **MAX JENSEN** and **SAM KAPLAN** each earn All-Ivy Second Team honors in 2022, following a nearly two-year hiatus from competition due to the COVID-19 pandemic.



JUSTIN DEVOID

1ST SEASON AT CORNELL

#44

Years in Role: 1st season as Volunteer Assistant
College: Colby-Sawyer '17
Coaching Location: First Base Coaching Box

- ▶ Devoid enters his first season with the Cornell baseball coaching staff after serving as an assistant coach at St. Lawrence, a northern New York-based Division III school, for the past two seasons.
- ▶ In final year with the Saints, aided program to a 19-16 overall mark which served as its first winning season since 2014.

THE LAST TIME...

A CORNELL TEAM SCORED...	
10+ Runs in a Game	13, vs. Ithaca (4/4/23 - W, 13-3)
15+ Runs in a Game	15, vs. Princeton (4/20/19 - G2 - W, 15-9)
20+ Runs in a Game	27, at Towson (4/5/17 - W, 27-14)
25+ Runs in a Game	27, at Towson (4/5/17 - W, 27-14)
5+ Runs in an Inning	5, vs. Ithaca (4/4/23 - B3 - W, 13-3)
6+ Runs in an Inning	8, vs. Yale (4/2/22 - G2 - B7 - W, 12-9)
7+ Runs in an Inning	8, vs. Yale (4/2/22 - G2 - B7 - W, 12-9)
8+ Runs in an Inning	8, vs. Yale (4/2/22 - G2 - B7 - W, 12-9)
9+ Runs in an Inning	12, at Harvard (4/10/11 - G2 - T2 - W, 18-5)
10+ Runs in an Inning	12, at Harvard (4/10/11 - G2 - T2 - W, 18-5)
10+ Runs in Consecutive Games	10, at Columbia (4/2/23 - G2 - W, 13-8) 13, vs. Ithaca (4/4/23 - W, 13-3)
10+ Runs in 3+ Straight Games	15, at James Madison (3/15/14 - G1 - L, 15-16) 17, at James Madison (3/15/14 - G2 - W, 17-8) 14, at James Madison (3/16/14 - W, 14-8 - 10 inn.)
10+ Runs in 4+ Straight Games	16, at Virginia (4/7/1902 - W, 16-10) 10, at Navy (4/9/1902 - W, 10-6) 11, vs. Rochester (4/12/1902 - W, 11-1) 12, vs. Niagara (4/19/1902 - W, 12-4) 10, vs. Columbia (4/26/1902 - W, 10-7)

A CORNELL TEAM RECORDED...	
15+ Hits in a Game	18, at Columbia (4/2/23 - G2 - W, 13-8)
20+ Hits in a Game	28, at Towson (4/5/17 - W, 27-14)
25+ Hits in a Game	28, at Towson (4/5/17 - W, 27-14)
5+ Doubles in a Game	6, at Columbia (4/2/23 - G2 - W, 13-8)
6+ Doubles in a Game	6, at Columbia (4/2/23 - G2 - W, 13-8)
7+ Doubles in a Game	7, at George Mason (3/12/17 - W, 9-3)
8+ Doubles in a Game	9, at James Madison (3/15/14 - G1 - L, 15-16)
9+ Doubles in a Game	9, at James Madison (3/15/14 - G1 - L, 15-16)
2+ Triples in a Game	3, vs. Dartmouth (4/23/22 - G1 - W, 12-7)
3+ Triples in a Game	3, vs. Dartmouth (4/23/22 - G1 - W, 12-7)
4+ Triples in a Game	4, at Bucknell (3/4/00 - G2 - W, 8-6)
3+ Home Runs in a Game	3, at Columbia (4/2/23 - G2 - W, 13-8)
4+ Home Runs in a Game	4, vs. Dartmouth (4/23/22 - G1 - W, 12-7)
5+ Home Runs in a Game	5, at James Madison (3/15/14 - G1 - L, 15-16)
Leadoff Home Run	Adam Saks, at Harvard (4/13/19 - G2 - L, 1-7)
Back-to-Back Home Runs	Ryan Porter (2-run) & Matt Barnhorst (solo), vs. Harvard (3/25/22 - G2 - L, 5-11)
Back-to-Back-to-Back Home Runs	Chris Cruz (3-run), Spencer Scorza (solo), & Ryan Karl (solo), at James Madison (3/15/14 - G2 - W, 17-8)

Drew 10+ Walks in a Game	12, vs. Binghamton (4/20/22 - W, 10-9 - 10 inn.)
Drew 15+ Walks in a Game	16, at Bucknell (5/1/96 - G1 - W, 18-3)
Hit by 4+ Pitches in a Game	4, vs. Harvard (3/26/22 - L, 11-12)
Hit by 5+ Pitches in a Game	5, at Yale (4/5/14 - G2 - W, 6-4)
Hit by 6+ Pitches in a Game	7, at Penn (4/15/06 - G2 - W, 23-10)
Hit by 7+ Pitches in a Game	7, at Penn (4/15/06 - G2 - W, 23-10)
5+ Stolen Bases in a Game	5, vs. Dartmouth (4/24/22 - L, 8-10)
6+ Stolen Bases in a Game	7, at Coppin State (3/5/22 - G2 - W, 14-5)
7+ Stolen Bases in a Game	7, at Coppin State (3/5/22 - G2 - W, 14-5)
8+ Stolen Bases in a Game	9, at George Washington (3/9/14 - G2 - W, 8-1)
9+ Stolen Bases in a Game	9, at George Washington (3/9/14 - G2 - W, 8-1)
10+ Stolen Bases in a Game	10, vs. Sampson Air Force Base (1952)

A CORNELL PITCHING STAFF...	
Threw a No-Hitter	Connor Kaufmann, vs. Dartmouth (4/1/12 — W, 2-0)
Threw a Combined No-Hitter	Kerry Brooks (3 inn.), Rob Wilson (3 inn.), Doug Petillo (1 inn.), vs. Rochester (4/5/89 - G1 - W, 2-1)
Threw a Perfect Game	Gary Gronowski, vs. Oneonta (5/11/76 — W, 1-0)
Shutout an Opponent	at Brown (5/7/22 - G2 - W, 3-0)
Shutout an Ivy League Opponent	at Brown (5/7/22 - G2 - W, 3-0)
Posted Consecutive Shutouts	vs. Oneonta (5/2/86 - G1 - W, 4-0) vs. Oneonta (5/2/86 - G2 - W, 5-0)
Struck out 10+ Batters	11, at VCU (3/12/23 - L, 3-9)
Struck out 11+ Batters	11, at VCU (3/12/23 - L, 3-9)
Struck out 12+ Batters	14, vs. Niagara (2/29/20 - G2 - L, 6-8)
Struck out 13+ Batters	14, vs. Niagara (2/29/20 - G2 - L, 6-8)
Struck out 14+ Batters	14, vs. Niagara (2/29/20 - G2 - L, 6-8)
Struck out 15+ Batters	15, vs. Canisius (4/4/18 - W, 6-5)
Struck out 16+ Batters	18, at Princeton (4/29/09 - W, 9-0)
Struck out 17+ Batters	18, at Princeton (4/29/09 - W, 9-0)
Struck out 18+ Batters	18, at Princeton (4/29/09 - W, 9-0)

A CORNELL TEAM ALLOWED...	
10+ Runs in a Game	12, vs. Brown (4/8/23 - G1 - L, 8-12)
15+ Runs in a Game	12, vs. Brown (4/8/23 - G1 - L, 8-12)
20+ Runs in a Game	21, at Coppin State (3/6/22 - L, 2-21)
25+ Runs in a Game	31, at UC Santa Barbara (3/25/04 - L, 3-31)
5+ Runs in an Inning	7, vs. Brown (4/8/23 - T3 - L, 8-12)
6+ Runs in an Inning	7, vs. Brown (4/8/23 - T3 - L, 8-12)
7+ Runs in an Inning	7, vs. Brown (4/8/23 - T3 - L, 8-12)
8+ Runs in an Inning	8, at Yale (3/26/23 - B1 - L, 2-12)
9+ Runs in an Inning	11, at George Mason (3/19/23 - B5 - L, 4-15)
10+ Runs in an Inning	11, at George Mason (3/19/23 - B5 - L, 4-15)

A CORNELL TEAM DEFENSIVELY...	
Committed 5+ Errors in a Game	6, vs. Binghamton (4/20/22 - W, 10-9 - 10 inn.)
Committed 6+ Errors in a Game	6, vs. Binghamton (4/20/22 - W, 10-9 - 10 inn.)
Committed 7+ Errors in a Game	7, at Le Moyne (4/15/97 - L, 8-14)
Committed 8+ Errors in a Game	8, at Pacific (3/20/96 - L, 7-18)
Committed 9+ Errors in a Game	10, vs. Le Moyne (4/8/92 - G1 - L, 3-19)
Committed 10+ Errors in a Game	10, vs. Le Moyne (4/8/92 - G1 - L, 3-19)
Turned 3+ Double Plays in a Game	3, at #5 Wake Forest (3/5/22 - L, 3-10)
Turned 4+ Double Plays in a Game	4, vs. Penn (4/24/11 - G2 - L, 2-10)
No Errors in 3+ Straight Games	4 games (5/3/22 - 5/8/22)
No Errors in 4+ Straight Games	4 games (5/3/22 - 5/8/22)

A CORNELL TEAM...	
Played an Extra-Inning Game	vs. Binghamton (4/20/22 - W, 10-9 - 10 inn.)
Played a Top-25 Team	at #5 Wake Forest (3/5/23 - L, 3-10)
Swept a Doubleheader	vs. Yale (4/2/22 - W, 2-1; W, 12-9)
Swept a 3-Game Series	at Villanova (3/22 - 3/24/13)
Swept a 3-Game Ivy League Series	Not on record
Swept a 4-Game Series	at Maryland Eastern Shore (3/2 - 3/4/12)
Swept a 4-Game Ivy League Series	vs. Penn (4/23 - 4/24/05)
Swept in Doubleheader	vs. Brown (4/8/22 - L, 8-12; L, 0-1)
Swept in 3-Game Series	vs. Brown (4/8 - 4/9/23)
Swept in 3-Game Ivy League Series	vs. Brown (4/8 - 4/9/23)
Swept in 4-Game Series	at Columbia (4/18 - 4/19/15)
Swept in 4-Game Ivy League Series	at Columbia (4/18 - 4/19/15)

Bold denotes occurred during 2023 season

THE LAST TIME...

A CORNELL INDIVIDUAL...

Scored 4+ Runs in a Game	4, Sam Kaplan, vs. Dartmouth (4/23/22 - G1 - W, 12-7)
Scored 5+ Runs in a Game	5, Will Simoneit, at Towson (4/5/17 - W, 24-17)
Recorded 4+ Hits in a Game	4, Nathan Vaughn, at Columbia (4/2/23 - G2 - W, 13-8)
Recorded 5+ Hits in a Game	5, Will Simoneit, at Army (4/3/19 - W, 4-1)
Recorded 6+ Hits in a Game	6, Trey Baur, at Towson (4/5/17 - W, 24-17)
Recorded 2+ Doubles in a Game	2, Nathan Vaughn, at Columbia (4/2/23 - G2 - W, 13-8)
Recorded 3+ Doubles in a Game	3, Max Jensen, vs. Yale (4/2/22 - G2 - W, 12-9)
Recorded 2+ Triples in a Game	2, Sam Kaplan, vs. Dartmouth (4/23/22 - G1 - W, 12-7)
Recorded 3+ Triples in a Game	3, Steve Caputi, vs. Cortland (4/30/79 - W, 15-11)
Had a Multi-Home Run Game	2, Will Simoneit, vs. Penn (4/28/19 - W, 8-7)
Had a 3-Home Run Game	3, Dale Wickham, vs. Princeton (4/30/16 - W, 4-3)
Hit a Grand Slam	Matt Barnhorst, at Yale (3/24/22 - W, 5-3)
Recorded 5+ RBI in a Game	5, Sam Kaplan, vs. Ithaca (4/4/23 - W, 13-3)
Recorded 6+ RBI in a Game	6, Ellis Bitar, vs. Penn (4/21/18 - G1 - W, 10-9)
Recorded 7+ RBI in a Game	7, Adam Jacobs, at UNC Greensboro (3/20/07 - L, 12-13 - 10 inn.)
Recorded 8+ RBI in a Game	8, Ira Degenhardt, vs. Seton Hall (6/9/27 - W, 11-5)
Drew 3+ Walks in a Game	3, Ryan Ross, vs. Binghamton (4/20/22 - W, 10-9 - 10 inn.)
Drew 4+ Walks in a Game	4, Justin Taylor, at Baylor (2/23/19 - L, 3-10)
Drew 5+ Walks in a Game	5, Steve Caputi, at Hawai'i-Hilo (3/21/79 - W, 9-8)
Stole 2+ Bases in a Game	2, Wils Guy, at Binghamton (4/11/23 - L, 0-6)
Stole 3+ Bases in a Game	3, Jakobi Davis, at Yale (3/24/23 - W, 5-3)
Stole 4+ Bases in a Game	6, Tom D'Alessandro, at George Washington (3/9/14 - G2 - W, 8-1)
Stole 5+ Bases in a Game	6, Tom D'Alessandro, at George Washington (3/9/14 - G2 - W, 8-1)
Stole 6+ Bases in a Game	6, Tom D'Alessandro, at George Washington (3/9/14 - G2 - W, 8-1)
Hit by 2+ Pitches in a Game	2, Jason Apostle, vs. Columbia (4/30/22 - G2 - L, 2-5)
Hit by 3+ Pitches in a Game	3, Mickey Brodsky, vs. Harvard (4/8/08)
Recorded Walk-Off Win	Max Jensen (hit by pitch), vs. Binghamton (4/20/22 - W, 10-9 - 10 inn.)
Recorded Walk-Off Win on Batted Ball	Matt Barnhorst (sacrifice fly), vs. Yale (4/2/22 - G1 - W, 2-1)
Recorded Walk-Off Home Run	Will Simoneit (3-run), vs. Penn (4/28/19 - W, 8-7)
Recorded a 10-Game Hit Streak	11 games, Will Simoneit (2019)
Recorded a 15-Game Hit Streak	16 games, Brian Billigen (2012)
Recorded a 15-Game On-Base Streak	26 games, Adam Saks (2019)
Recorded a 20-Game On-Base Streak	26 games, Adam Saks (2019)
Recorded a 30-Game On-Base Streak	40 games, Nathan Ford (2009)
Recorded a 30-Game On-Base Streak	40 games, Nathan Ford (2009)

A CORNELL PITCHER...

Threw a 7-Inning No-Hitter	Connor Kaufmann, vs. Dartmouth (4/1/12 - W, 2-0)
Threw a 9-Inning No-Hitter	Larry Rafalski, vs. Hartwick (4/25/68 - W, 7-0)
Threw a Perfect Game	Gary Gronowski, vs. Oneonta (5/11/76 - W, 1-0) - 7-inning game
Threw a 7-Inning Complete Game	Tim Willittes, vs. Penn (4/22/17 - G1 - L, 0-5)
Threw a 7-Inning Complete Game Shutout	Brian McAfee, vs. Princeton (4/26/15 - G1 - W, 10-0)
Threw a 9-Inning Complete Game	Luke Yacinich, at Brown (5/7/22 - G1 - W, 3-0) - 111 pitches
Threw a 9-Inning Complete Game Shutout	Luke Yacinich, at Brown (5/7/22 - G1 - W, 3-0) - 111 pitches
Pitched 3+ Scoreless Innings of Relief	Spencer Edwards (3.0 IP), at Yale (3/24/22 - W, 5-3)
Pitched 3+ Hitless Innings of Relief	Spencer Edwards (3.0 IP), at VCU (3/11/22 - L, 5-10) - 48 pitches
Pitched 4+ Scoreless Innings of Relief	Kevin Cushing (4.1 IP), vs. Harvard (3/25/22 - G1 - L, 5-7) - 68 pitches
Struck out 10+ Batters	10, Justin Lewis, at Navy (3/4/17 - G2 - L, 7-8)
Struck out 11+ Batters	13, Tim Willittes, at Bucknell (3/19/16 - G2 - W, 5-2)
Struck out 12+ Batters	13, Tim Willittes, at Bucknell (3/19/16 - G2 - W, 5-2)
Struck out 13+ Batters	13, Tim Willittes, at Bucknell (3/19/16 - G2 - W, 5-2)
Struck out 14+ Batters	15, Chris Schutt, at Columbia (4/19/03)
Struck out 15+ Batters	15, Chris Schutt, at Columbia (4/19/03)

Bold denotes occurred during 2023 season

BIG RED TRENDS

CATEGORY	2023	UNDER PEPICELLI
Overall	4-19	79-139-1
Ivy League Opponents	3-6	41-71
Non-Conference Opponents	1-13	38-68-1
vs. Power 5 Opponent	0-1	2-21
vs. Non-Power 5 Opponent	1-12	36-47-1
Home	1-3	26-39-1
Away	3-14	48-94
Neutral	0-2	5-6
Day Games (before 5 p.m.)	4-18	76-132-1
Night Games (5 p.m. or later)	0-1	3-7
February	0-3	0-17
March	2-10	30-51
April	2-6	41-62-1
May	0-0	8-9
Scoring 0-2 Runs	0-7	7-65
Scoring 3-5 Runs	1-9	22-50-1
Scoring 6-9 Runs	1-3	27-23
Scoring 10-Plus Runs	2-0	23-1
Allowing 0-2 Runs	0-1	29-8
Allowing 3-5 Runs	3-3	31-29-1
Allowing 6-9 Runs	1-5	17-56
Allowing 10-Plus Runs	0-10	2-46
Leading after Six Innings	4-1	58-10
Trailing after Six Innings	0-16	17-119
Tied after Six Innings	0-2	4-10-1
Leading after Seven Innings	4-1	51-6
Trailing after Seven Innings	0-17	11-108
Tied after Seven Innings	0-1	6-7-1
Leading after Eight Innings	4-1	54-3
Trailing after Eight Innings	0-18	5-112
Tied after Eight Innings	0-0	7-6-1
Big Red with No Home Runs	0-11	36-92
Big Red Hit a Home Run	4-8	43-47-1
Hits One Home Run	3-6	29-39-1
Hits Multiple Home Runs	1-2	14-8
Big Red Are Errorless	1-4	27-34
Big Red Has an Error	3-15	52-105-1
Commits One Error	1-6	28-37-1
Commits Multiple Errors	2-9	24-68
Out-hit Opponent	4-1	62-16
Out-hit by Opponent	0-18	13-115-1
Hits are Equal	0-0	4-8
Big Red Scores First	3-8	51-46-1
Opponent Scores First	1-11	28-93
Extra-Inning Games	0-0	6-9-1
One-Run Games	0-2	21-27
Two-Run Games	2-1	15-21
Five-Plus-Run Games	2-12	19-67
Shutouts	0-2	6-17

Overall4-19

Home1-3

Away3-14

Neutral0-2

Ivy League3-6

2023 CORNELL BATTING STATISTICS (OVERALL)

PLAYER	AVG	GP	GS	AB	R	H	2B	3B	HR	RBI	TB	SLG%	BB	HBP	SO	GDP	OB%	SF	SH	SB	ATT
1 John Quinlan	.312	21	19	77	17	24	5	1	1	10	34	.442	9	2	17	1	.385	3	0	5	7
15 Sam Kaplan	.289	23	23	90	8	26	6	1	2	12	40	.444	9	0	31	1	.354	0	0	1	2
11 Wils Guy	.266	19	17	64	9	17	4	0	1	5	24	.375	5	1	13	0	.329	0	4	5	7
40 Nathan Waugh	.250	17	17	60	11	15	3	0	4	13	30	.500	9	2	23	0	.361	1	0	0	0
30 Joe Hollerbach	.232	15	15	56	7	13	2	1	2	9	23	.411	2	2	17	1	.283	0	0	0	1
7 Max Jensen	.222	23	23	81	13	18	6	0	1	14	27	.333	16	3	17	0	.359	3	0	3	3
22 Jakobi Davis	.222	22	20	63	6	14	2	0	1	7	19	.302	12	2	23	2	.364	0	1	9	12
12 Ryan Porter	.203	19	19	64	6	13	2	0	1	5	18	.281	7	2	24	0	.297	1	0	3	3
2 Matt Barnhorst	.189	17	16	53	9	10	2	0	2	9	18	.340	4	2	19	2	.262	2	1	5	6
6 Kyle Musser	.243	12	10	37	5	9	2	0	0	5	11	.297	4	0	10	2	.317	0	0	3	4
18 TJ Swidorski	.216	11	11	37	6	8	2	0	1	5	13	.351	5	0	14	0	.302	1	1	1	2
21 Elijah Diaz	.200	9	1	10	2	2	0	0	0	0	2	.200	2	0	4	1	.333	0	0	1	1
3 Ryan Ross	.179	17	12	39	5	7	0	1	2	5	15	.385	8	0	14	1	.319	0	0	0	0
13 Shane Russell	.125	6	0	8	0	1	1	0	0	0	2	.250	1	0	6	0	.222	0	0	0	0
4 Caden Wildman	.077	9	2	13	2	1	1	0	0	1	2	.154	0	1	9	1	.143	0	0	0	0
25 Beck Urofsky	.000	3	1	3	1	0	0	0	0	0	0	.000	2	1	0	0	.500	0	0	0	0
8 Franco Alonso	.000	1	1	3	0	0	0	0	0	0	0	.000	0	0	2	0	.000	0	0	0	0
36 Matthew Walters	.000	1	0	1	0	0	0	0	0	0	0	.000	0	0	0	0	.000	0	0	0	0
TOTALS	.235	23	23	759	107	178	38	4	18	100	278	.366	95	18	243	12	.330	11	7	36	48
OPPONENTS	.289	23	23	752	192	217	34	3	24	166	329	.438	139	49	146	10	.426	10	9	53	68

2023 CORNELL PITCHING STATISTICS (OVERALL)

PLAYER	ERA	W	L	APP	GS	CG	SHO	CBO	SV	IP	H	R	ER	BB	SO	2B	3B	HR	AB	BAA	WP	HBP	BK	SFA	SHA
32 Carson Mayfield	4.70	1	0	10	0	0	0	0	1	30.2	31	23	16	5	24	6	1	4	121	.256	2	5	0	1	1
19 Noah Keller	5.87	1	4	8	7	0	0	0	0	30.2	29	23	20	20	33	3	0	3	118	.246	3	5	0	1	1
28 Spencer Edwards	6.29	1	2	14	0	0	0	0	0	24.1	18	22	17	19	18	2	0	1	87	.207	2	5	0	3	1
20 Ethan Hamill	8.38	0	5	7	7	0	0	0	0	29.0	47	35	27	13	14	5	1	8	124	.379	1	8	0	2	2
34 Von Baker	10.50	0	4	9	8	0	0	0	0	24.0	25	31	28	29	18	5	0	1	90	.278	10	10	0	0	1
45 August Biben	0.00	1	0	7	0	0	0	0	0	7.0	8	6	0	3	5	2	0	1	28	.286	1	4	2	0	0
26 Tom Clancy	0.00	0	0	1	0	0	0	0	0	1.0	1	0	0	1	0	0	0	0	3	.333	0	0	0	0	0
5 Chris Ellison	2.70	0	0	3	0	0	0	0	0	3.1	2	2	1	3	1	0	0	0	12	.167	0	0	0	0	0
17 William Stephens	3.38	0	0	6	0	0	0	0	0	5.1	5	3	2	6	4	1	0	1	19	.263	0	3	0	0	0
12 Ryan Porter	5.06	0	0	6	0	0	0	0	1	5.1	4	4	3	4	2	1	0	0	16	.250	1	1	0	1	1
42 Josh Shea	6.00	0	0	5	0	0	0	0	0	3.0	4	2	2	3	2	1	1	0	13	.308	0	1	0	0	0
31 John Gerfen	9.00	0	0	5	0	0	0	0	0	6.0	7	6	6	4	7	1	0	2	25	.280	2	0	0	0	0
25 Beck Urofsky	11.50	0	4	12	1	0	0	0	0	18.0	33	28	23	17	14	6	0	3	83	.398	4	5	0	2	1
9 Story Kimura	11.57	0	0	4	0	0	0	0	0	2.1	1	3	3	6	3	0	0	0	7	.143	2	1	0	0	0
16 Will Long	21.60	0	0	3	0	0	0	0	0	1.2	2	4	4	6	1	1	0	0	6	.333	2	1	0	0	1
TOTALS	7.14	4	19	23	23	0	0	0	2	191.2	217	192	152	139	146	34	3	24	752	.289	30	49	2	10	9
OPPONENTS	4.24	19	4	23	23	0	2	2	5	206.0	178	107	97	95	243	38	4	18	759	.235	25	18	0	11	7

Overall

4-19

Home

1-3

Away

3-14

Neutral

0-2

Ivy League

3-6

2023 CORNELL BATTING STATISTICS (IVY LEAGUE GAMES)

PLAYER	AVG	GP	GS	AB	R	H	2B	3B	HR	RBI	TB	SLG%	BB	HBP	SO	GDP	OB%	SF	SH	SB	ATT
30 Joe Hollerbach	.324	9	9	37	4	12	2	1	1	6	19	.514	1	1	11	0	.359	0	0	0	1
40 Nathan Waugh	.323	8	8	31	7	10	3	0	3	10	22	.710	2	2	9	0	.400	0	0	0	0
1 John Quinlan	.316	9	9	38	6	12	4	0	0	2	16	.421	3	1	7	1	.372	1	0	2	2
15 Sam Kaplan	.314	9	9	35	4	11	2	1	1	5	18	.514	5	0	10	0	.400	0	0	0	1
7 Max Jensen	.273	9	9	33	6	9	4	0	1	5	16	.485	5	2	8	0	.390	1	0	1	1
11 Wils Guy	.269	7	6	26	5	7	4	0	0	2	11	.423	1	0	6	0	.296	0	0	1	1
12 Ryan Porter	.259	8	8	27	3	7	0	0	1	3	10	.370	3	1	10	0	.344	1	0	1	1
22 Jakobi Davis	.250	9	8	24	2	6	0	0	0	2	6	.250	4	2	11	1	.400	0	0	6	6
3 Ryan Ross	.158	7	5	19	1	3	0	1	1	1	8	.421	1	0	6	0	.200	0	0	0	0
13 Shane Russell	.500	2	0	2	0	1	1	0	0	0	2	1.000	0	0	1	0	.500	0	0	0	0
18 TJ Swidorski	.286	2	2	7	1	2	0	0	0	1	2	.286	1	0	2	0	.333	1	0	0	1
21 Elijah Diaz	.167	5	1	6	2	1	0	0	0	0	1	.167	2	0	2	0	.375	0	0	1	1
2 Matt Barnhorst	.133	5	4	15	3	2	1	0	1	5	6	.400	1	0	5	1	.188	0	0	1	1
6 Kyle Musser	.083	5	3	12	1	1	0	0	0	0	1	.083	1	0	4	1	.154	0	0	1	1
4 Caden Wildman	.000	3	0	2	0	0	0	0	0	0	0	.000	0	0	1	1	.000	0	0	0	0
TOTALS	.268	9	9	314	45	84	21	3	9	42	138	.439	30	9	93	5	.345	4	0	14	17
OPPONENTS	.274	9	9	310	73	85	12	2	11	62	134	.432	47	17	55	3	.394	4	4	17	21

2023 CORNELL PITCHING STATISTICS (IVY LEAGUE GAMES)

PLAYER	ERA	W	L	APP	GS	CG	SHO	CBO	SV	IP	H	R	ER	BB	SO	2B	3B	HR	AB	BAA	WP	HBP	BK	SFA	SHA
19 Noah Keller	2.12	1	2	3	3	0	0	0	0	17.0	14	6	4	5	19	0	0	1	63	.222	1	0	0	1	1
32 Carson Mayfield	2.93	1	0	5	0	0	0	0	1	15.1	10	7	5	3	10	4	1	1	57	.175	0	2	0	0	0
25 Beck Urofsky	5.79	0	0	4	0	0	0	0	0	9.1	15	7	6	5	7	2	0	1	41	.366	2	3	0	1	0
20 Ethan Hamill	8.25	0	2	3	3	0	0	0	0	12.0	20	18	11	4	4	2	1	4	54	.370	0	4	0	1	2
45 August Biben	0.00	0	0	2	0	0	0	0	0	2.2	6	6	0	1	2	2	0	1	15	.400	1	0	0	0	0
42 Josh Shea	0.00	0	0	2	0	0	0	0	0	1.0	0	0	0	1	1	0	0	0	3	.000	0	0	0	0	0
12 Ryan Porter	4.50	0	0	2	0	0	0	0	1	2.0	2	2	1	2	0	0	0	0	7	.286	1	0	0	0	0
28 Spencer Edwards	4.70	1	0	6	0	0	0	0	0	7.2	6	7	4	5	4	1	0	1	27	.222	1	2	0	1	1
17 William Stephens	6.75	0	0	3	0	0	0	0	0	2.2	4	3	2	4	3	0	0	1	12	.333	0	2	0	0	0
31 John Gerfen	9.00	0	0	3	0	0	0	0	0	3.0	2	3	3	3	3	0	0	1	11	.182	2	0	0	0	0
34 Von Baker	23.62	0	2	3	3	0	0	0	0	5.1	6	14	14	14	2	1	0	0	20	.300	5	4	0	0	0
TOTALS	5.77	3	6	9	9	0	0	0	2	78.0	85	73	50	47	55	12	2	11	310	.274	13	17	0	4	4
OPPONENTS	4.67	6	3	9	9	0	1	1	3	81.0	84	45	42	30	93	21	3	9	314	.268	12	9	0	4	0

2023 INDIVIDUAL AND TEAM GAME HIGHS

INDIVIDUAL GAME HIGHS

BATTING

At-Bats	6, (2x), Last: John Quinlan, at Columbia (4/2 - G2 - W, 13-8)
Runs Scored	3, (4x), Last: John Quinlan, vs. Ithaca (4/4 - W, 13-3)
Hits	4, Nathan Waugh, at Columbia (4/2 - G2 - W, 13-8)
Runs Batted In	5, Sam Kaplan, vs. Ithaca (4/4 - W, 13-3)
Doubles	2, (3x), Last: Nathan Waugh, at Columbia (4/2 - G2 - W, 13-8)
Triples	1, (4x), Last: Sam Kaplan, vs. Brown (4/9 - L, 2-5)
Home Runs	1, (18x), Last: Nathan Waugh, vs. Brown (4/8 - G1 - L, 8-12)
Walks Drawn	2, (11x), Last: Nathan Waugh, vs. Brown (4/8 - G1 - L, 8-12)
Strikeouts	4, Jakobi Davis, at James Madison (2/26 - L, 5-7)
Sacrifice Bunts	2, Wils Guy, at George Mason (3/19 - L, 4-15)
Sacrifice Flies	1, (11x), Last: Max Jensen, vs. Brown (4/9 - L, 2-5)
Stolen Bases	3, Jakobi Davis, at Yale (3/24 - W, 5-3)
Hit by Pitches	1, (18x), Last: Wils Guy, at Binghamton (4/11 - L, 0-6)
Caught Stealing	1, (12x), Last: Wils Guy, at Binghamton (4/11 - L, 0-6)

PITCHING

Innings Pitched	7.0, Noah Keller, vs. Brown (4/9 - G2 - L, 0-1)
Hits Allowed	11, Ethan Hamill, at VCU (3/11 - L, 5-10)
Runs Allowed	9, (2x), Last: Ethan Hamill, vs. Brown (4/8 - G1 - L, 8-12)
Earned Runs	8, (2x), Last: Von Baker, at Yale (3/26 - G1 - L, 2-12)
Walks Issued	6, Von Baker, vs. Brown (4/9 - L, 2-5)
Strikeouts	7, (2x), Last: Noah Keller, vs. Brown (4/8 - G2 - L, 0-1)
Doubles Allowed	2, (2x), Last: Ethan Hamill, vs. Brown (4/8 - G1 - L, 8-12)
Triples Allowed	1, (3x), Last: Carson Mayfield, vs. Brown (4/9 - L, 2-5)
Home Runs Allowed	3, at Ethan Hamill, at Columbia (4/1 - L, 7-12)
Wild Pitches	3, (2x), Last: Von Baker, at Columbia (4/2 - G2 - W, 13-8)
Hit Batsmen	3, (3x), Last: August Biben, at Binghamton (4/11 - L, 0-6)

FIELDING

Putouts	12, Max Jensen, vs. Brown (4/9 - L, 2-5)
Assists	7, Ryan Porter, at Columbia (4/2 - G2 - W, 13-8)
Errors	2, (2x), Last: Max Jensen, at Columbia (4/2 - G1 - L, 1-15)
Passed Balls	2, John Quinlan, at Columbia (4/2 - G2 - W, 13-8)

TEAM GAME HIGHS

BATTING

At-Bats	42, at Columbia (4/2 - G2 - W, 13-8)
Runs Scored	13, (2x), Last: vs. Ithaca (4/4 - W, 13-3)
Hits	18, at Columbia (4/2 - G2 - W, 13-8)
Runs Batted In	13, at Columbia (4/2 - G2 - W, 13-8)
Doubles	6, at Columbia (4/2 - G2 - W, 13-8)
Triples	1, (4x), Last: vs. Brown (4/9 - L, 2-5)
Home Runs	3, (3x), Last: at Columbia (4/2 - G2 - W, 13-8)
Walks Drawn	8, (2x), Last: vs. Ithaca (4/4 - W, 13-3)
Strikeouts	18, at George Mason (3/19 - L, 4-15)
Sacrifice Bunts	2, at George Mason (3/19 - L, 4-15)
Sacrifice Flies	2, (2x), Last: vs. Ithaca (4/4 - W, 13-3)
Stolen Bases	4, (2x), Last: vs. Ithaca (4/4 - W, 13-3)
Hit by Pitches	3, at Yale (3/24 - W, 5-3)
Caught Stealing	2, at VCU (3/12 - L, 3-9)
Hit into Double Plays	2, (3x), Last: at Columbia (4/2 - G1 - L, 1-15)
Runners Left on Base	12, at VCU (3/10 - L, 9-14)

PITCHING

Innings Pitched	9.0, (7x), Last: vs. Brown (4/9 - L, 2-5)
Hits Allowed	16, at VCU (3/10 - L, 9-14)
Runs Allowed	15, (2x), Last: at Columbia (4/2 - G1 - L, 1-15)
Earned Runs	13, at VCU (3/10 - L, 9-14)
Walks Issued	11, at #5 Wake Forest (3/5 - L, 3-10)
Strikeouts	11, at VCU (3/12 - L, 3-9)
Doubles Allowed	3, (2x), Last: vs. Brown (4/8 - G1 - L, 8-12)
Triples Allowed	1, (3x), Last: vs. Brown (4/9 - L, 2-5)
Home Runs Allowed	5, at Columbia (4/1 - L, 7-12)
Wild Pitches	5, at George Mason (3/18 - G1 - L, 5-10)
Hit Batsmen	6, at George Mason (3/19 - L, 4-15)

FIELDING

Putouts	27, (7x), Last: vs. Brown (4/9 - L, 2-5)
Assists	14, (2x), Last: vs. Ithaca (4/4 - W, 13-3)
Errors	4, (2x), Last: vs. Brown (4/8 - G1 - L, 8-12)
Passed Balls	2, at Columbia (4/2 - G2 - W, 13-8)
Double Plays Turned	3, (2x), Last: at VCU (3/10 - L, 9-14)

2023 CORNELL BASEBALL JERSEY TRACKER



JERSEY: White with red “Cornell”

HOME RECORD: 0-2 (.000)
ROAD RECORD: 0-0 (.000)
NEUTRAL RECORD: 0-0 (.000)
RUNS SCORED: 8 (4.0 AVG)

DATE	OPPONENT	SCORE
4/8 (1)	vs. Brown	L, 8-12
4/8 (2)	vs. Brown	L, 0-1



JERSEY: Gray with red “Cornell”

HOME RECORD: 0-0 (.000)
ROAD RECORD: 1-8 (.111)
NEUTRAL RECORD: 0-2 (.000)
RUNS SCORED: 47 (4.3 AVG)

DATE	OPPONENT	SCORE
2/24	at James Madison	L, 5-11
2/26	at James Madison	L, 5-7
3/3	vs. Ball State	L, 2-5
3/4	vs. Purdue Fort Wayne	L, 3-6
3/10	at VCU	L, 9-14
3/12	at VCU	L, 3-9
3/18 (1)	at George Mason	L, 5-10
3/18 (2)	at George Mason	L, 3-4
3/24	at Yale	W, 5-3
4/1	at Columbia	L, 7-12
4/11	at Binghamton	L, 0-6



























JERSEY: Red with white “Cornell”

























HOME RECORD: 1-1 (.500)
ROAD RECORD: 2-6 (.250)
NEUTRAL RECORD: 0-0 (.000)
RUNS SCORED: 52 (5.2 AVG)

DATE	OPPONENT	SCORE
2/25	at James Madison	L, 2-9
3/5	at #5 Wake Forest	L, 3-10
3/11	at VCU	L, 5-10
3/19	at George Mason	L, 4-15
3/26 (1)	at Yale	L, 2-12
3/26 (2)	at Yale	W, 7-5
4/2 (1)	at Columbia	L, 1-15
4/2 (2)	at Columbia	W, 13-8
4/4	vs. Ithaca	W, 13-3
4/9	vs. Brown	L, 2-5





































2023 GAME-BY-GAME BATTING STATISTICS

DATE	OPPONENT	AB	R	H	RBI	2B	3B	HR	TB	BB	IBB	SB	CS	HBP	SAC	SF	GDP	SO	PO	A	E	LOB	AVG
2/24	 at James Madison	33	5	7	5	2	0	1	12	6	0	1	0	1	0	1	1	8	24	11	4	9	.212
2/25	 at James Madison	34	2	7	2	1	0	1	11	5	0	0	1	0	0	0	1	8	24	8	2	10	.209
2/26	 at James Madison	32	5	7	5	0	0	3	16	3	0	2	1	2	1	0	0	13	26	7	1	6	.212
3/3	 vs. Ball State	27	2	2	2	1	0	0	3	6	0	0	1	0	1	0	0	10	24	9	1	4	.183
3/4	 vs. Purdue Fort Wayne	31	3	6	3	2	0	1	11	4	0	0	1	0	0	0	1	15	24	11	0	5	.185
3/5	 at Wake Forest	29	3	5	3	2	0	0	7	2	0	0	0	2	0	1	2	15	24	7	1	4	.183
3/10	 at VCU	39	9	13	8	2	0	0	15	8	0	3	1	0	1	0	0	11	24	7	2	12	.209
3/11	 at VCU	33	5	7	5	1	1	0	10	4	0	2	0	0	1	1	0	9	24	7	2	7	.209
3/12	 at VCU	33	3	7	2	1	0	0	8	4	0	1	2	0	1	0	0	9	24	6	3	8	.210
3/18	 at George Mason	33	5	5	5	1	0	1	9	3	0	3	0	2	0	0	0	14	24	10	0	6	.204
3/18	 at George Mason	26	3	4	3	0	0	1	7	5	0	2	1	0	0	2	1	7	24	14	1	3	.200
3/19	 at George Mason	33	4	7	3	2	0	0	9	5	0	2	0	0	2	0	0	18	24	11	3	9	.201
3/24	 at Yale	34	5	8	5	1	0	1	12	4	0	3	0	3	0	1	0	14	27	11	0	10	.204
3/26	 at Yale	32	2	5	1	2	0	0	7	4	0	2	0	2	0	0	0	7	24	9	1	9	.200
3/26	 at Yale	35	7	12	7	4	1	1	21	4	0	4	1	0	0	1	1	8	27	3	2	6	.211
4/1	 at Columbia	37	7	10	6	3	0	3	22	5	0	0	0	0	0	0	0	9	24	8	2	8	.215
4/1	 at Columbia	34	1	10	1	2	1	0	14	1	0	0	1	1	0	0	2	6	24	6	3	8	.220
4/2	 at Columbia	42	13	18	13	6	0	3	33	2	0	0	1	1	0	1	1	12	27	12	2	6	.235
4/4	 ITHACA	33	13	13	12	2	0	1	18	8	0	4	0	1	0	2	0	5	27	14	1	8	.243
4/8	 BROWN	37	8	10	7	3	0	1	16	5	0	2	0	2	0	0	0	15	27	12	4	9	.244
4/8	 BROWN	34	0	8	0	0	0	0	8	0	0	2	0	0	0	0	1	11	27	6	0	7	.244
4/9	 BROWN	29	2	3	2	0	1	0	5	5	0	1	0	0	0	1	0	11	27	9	0	6	.238
4/11	 at Binghamton	29	0	4	0	0	0	0	4	2	0	2	1	1	0	0	1	8	24	6	1	5	.235
	TOTALS	759	107	178	100	38	4	18	278	95	0	36	12	18	7	11	12	243	575	204	36	165	

2023 GAME-BY-GAME PITCHING STATISTICS

DATE	OPPONENT	IP	H	R	ER	BB	SO	2B	3B	HR	WP	BK	HBP	DP	IBB	SCORE	W	L	SV	ERA	WHIP	BB/9	SO/9
2/24	 at James Madison	8.0	9	11	8	9	4	0	0	1	1	2	1	0	0	5-11	0	1	0	9.00	2.25	10.13	4.50
2/25	 at James Madison	8.0	9	9	9	10	6	2	0	1	0	0	1	0	0	2-9	0	2	0	10.13	2.31	10.69	5.63
2/26	 at James Madison	8.2	9	7	6	7	7	2	0	1	0	0	1	0	0	5-7	0	3	0	8.39	2.15	9.49	6.20
3/3	 vs. Ball State	8.0	6	5	4	6	5	2	0	0	0	0	0	1	0	2-5	0	4	0	7.44	1.99	8.82	6.06
3/4	 vs. Purdue Fort Wayne	8.0	10	6	5	4	5	1	0	4	0	0	0	0	0	3-6	0	5	0	7.08	1.94	7.97	5.98
3/5	 at Wake Forest	8.0	8	10	9	11	8	1	0	1	3	0	1	3	0	3-10	0	6	0	7.58	2.01	8.69	6.47
3/10	 at VCU	8.0	16	14	13	10	9	2	0	1	2	0	5	3	0	9-14	0	7	0	8.58	2.19	9.05	6.99
3/11	 at VCU	8.0	12	10	10	4	7	1	0	1	1	0	4	1	0	5-10	0	8	0	8.91	2.16	8.49	7.10
3/12	 at VCU	8.0	8	9	6	6	11	2	0	0	2	0	3	1	0	3-9	0	9	0	8.67	2.12	8.30	7.68
3/18	 at George Mason	8.0	10	10	10	2	6	2	0	2	5	0	3	0	0	5-10	0	10	0	8.93	2.06	7.70	7.59
3/18	 at George Mason	8.0	8	4	3	3	3	2	0	0	0	0	2	1	0	3-4	0	11	0	8.42	2.00	7.31	7.21
3/19	 at George Mason	8.0	13	15	10	5	6	3	0	0	2	0	6	1	0	4-15	0	12	0	8.66	2.02	7.17	7.17
3/24	 at Yale	9.0	7	3	3	2	4	0	0	1	0	0	1	1	0	5-3	1	12	1	8.18	1.93	6.73	6.90
3/26	 at Yale	8.0	11	12	11	9	6	1	0	0	2	0	4	0	0	2-12	1	13	1	8.47	1.97	6.97	6.89
3/26	 at Yale	9.0	7	5	2	2	9	1	0	1	0	0	1	1	0	7-5	2	13	2	8.00	1.90	6.60	7.04
4/1	 at Columbia	8.0	14	12	12	10	5	0	1	5	2	0	1	0	0	7-12	2	14	2	8.33	1.97	6.89	6.96
4/1	 at Columbia	8.0	12	15	7	8	9	2	0	3	4	0	1	0	0	1-15	2	15	2	8.31	2.00	7.01	7.14
4/2	 at Columbia	9.0	8	8	7	6	4	2	0	1	4	0	1	0	0	13-8	3	15	2	8.23	1.97	6.95	6.95
4/4	 ITHACA	9.0	6	3	3	7	7	1	1	0	0	0	1	0	0	13-3	4	15	2	7.93	1.94	6.95	6.95
4/8	 BROWN	9.0	13	12	2	3	4	3	0	0	0	0	5	1	0	8-12	4	16	2	7.61	1.93	6.74	6.79
4/8	 BROWN	9.0	6	1	1	1	9	1	0	0	0	0	0	0	0	0-1	4	17	2	7.27	1.87	6.44	6.90
4/9	 BROWN	9.0	7	5	5	6	5	2	1	0	1	0	3	1	0	2-5	4	18	2	7.15	1.85	6.42	6.81
4/11	 at Binghamton	8.0	8	6	6	8	7	1	0	1	1	0	4	0	0	0-6	4	19	2	7.14	1.86	6.53	6.86
	TOTALS	191.2	217	192	152	139	146	34	3	24	30	2	49	15	0	107-192							

GAME-BY-GAME INFORMATION

DATE	OPPONENT	TIME/ RESULT	CORNELL				OPPONENTS							Win	Loss	Save	TIME	ATT
		R	H	E	LOB	R	H	E	LOB	REC	IVY	POS						
2/24	 at James Madison	L, 5-11	5	7	4	9	11	9	2	9	0-1	—	—	Scully (1-0)	Keller (0-1)	◀ —	2:53	413
2/25	 at James Madison	L, 2-9	2	7	2	10	9	9	2	8	0-2	—	—	Murphy (1-0)	Hamill (0-1)	◀ —	2:50	188
2/26	 at James Madison	L, 5-7	5	7	1	6	7	9	0	7	0-3	—	—	Kleinfelter (1-0)	Urofsky (0-1)	◀ —	2:46	473
3/3	 vs. Ball State	L, 2-5	2	2	1	4	5	6	0	5	0-4	—	—	Hartlaub (1-2)	Urofsky (0-2)	◀ —	2:31	157
3/4	 vs. Purdue Fort Wayne	L, 3-6	3	6	0	5	6	10	0	6	0-5	—	—	Deany (1-1)	Hamill (0-2)	◀ Fine (1)	2:13	167
3/5	 at Wake Forest	L, 3-10	3	5	1	4	10	8	0	7	0-6	—	—	Hartle (3-0)	Baker (0-1)	◀ —	2:30	1,245
3/10	 at VCU	L, 9-14	9	13	2	12	14	16	2	14	0-7	—	—	Ellis (1-2)	Keller (0-2)	◀ —	3:28	500
3/11	 at VCU	L, 5-10	5	7	2	7	10	12	1	10	0-8	—	—	Gladde (1-0)	Hamill (0-3)	◀ —	2:33	200
3/12	 at VCU	L, 3-9	3	7	3	8	9	8	2	8	0-9	—	—	Delane (1-2)	Edwards (0-1)	◀ —	2:33	250
3/18	 at George Mason	L, 5-10	5	5	0	6	10	10	3	3	0-10	—	—	Shields (4-0)	Baker (0-2)	◀ —	2:37	—
3/18	 at George Mason	L, 3-4	3	4	1	3	4	8	0	6	0-11	—	—	Stewart (1-1)	Edwards (0-2)	◀ Edmonds (1)	—	191
3/19	 at George Mason	L, 4-15	4	7	3	9	15	13	1	10	0-12	—	—	Martins (1-1)	Urofsky (0-3)	◀ —	—	117
3/24	 at Yale	W, 5-3	5	8	0	10	3	7	0	5	1-12	1-0	T-1st	Edwards (1-2)	◀ Shaw (1-2)	Mayfield (1) ◀	2:26	89
3/26	 at Yale	L, 2-12	2	5	1	9	12	11	1	10	1-13	1-1	T-2nd	Easterly (3-1)	Baker (0-3)	◀ —	2:40	117
3/26	 at Yale	W, 7-5	7	12	2	6	5	7	1	6	2-13	2-1	T-2nd	Keller (1-2)	◀ Reese (1-2)	Porter (1) ◀	2:40	126
4/1	 at Columbia	L, 7-12	7	10	2	8	12	14	2	12	2-14	2-2	T-3rd	Leon (4-1)	Hamill (0-4)	◀ Parkinson (2)	2:46	412
4/1	 at Columbia	L, 1-15	1	10	3	8	15	12	0	9	2-15	2-3	6th	Sheets (2-2)	Keller (1-3)	◀ —	2:45	446
4/2	 at Columbia	W, 13-8	13	18	2	6	8	8	0	7	3-15	3-3	6th	Mayfield (1-0)	◀ Palfrey (1-1)	—	2:49	446
4/4	 ITHACA	W, 13-3	13	13	1	8	3	6	0	9	4-15	3-3	6th	Biben (1-0)	◀ Bailey (0-0)	—	2:34	117
4/8	 BROWN	L, 8-12	8	10	4	9	12	13	0	11	4-16	3-4	6th	Olsen (3-3)	Hamill (0-5)	◀ —	3:12	—
4/8	 BROWN	L, 0-1	0	8	0	7	1	6	0	5	4-17	3-5	T-6th	Gottam (1-3)	Keller (1-4)	◀ Seppings (2)	1:55	189
4/9	 BROWN	L, 2-5	2	3	0	6	5	7	0	10	4-18	3-6	7th	McDonough (1-5)	Baker (0-4)	◀ Seppings (3)	2:34	218
4/11	 at Binghamton	L, 0-6	0	4	1	5	6	8	0	14	4-19	3-6	7th	McAliney (1-0)	Urofsky (0-4)	◀ —	2:32	535
4/14	 at Harvard	3:00 p.m.																
4/15	 at Harvard	11:30 a.m.																
4/15	 at Harvard	2:30 p.m.																
4/18	 BINGHAMTON	3:30 p.m.																
4/22	 PRINCETON	11:30 a.m.																
4/22	 PRINCETON	2:30 p.m.																
4/23	 PRINCETON	12 p.m.																
4/28	 PENN	11:30 a.m.																
4/29	 PENN	2:30 p.m.																
4/29	 PENN	12 p.m.																
5/2	 at Binghamton	6:30 p.m.																
5/6	 at Dartmouth	11:30 a.m.																
5/6	 at Dartmouth	2:30 p.m.																
5/7	 at Dartmouth	12 p.m.																

2023 CORNELL BASEBALL TV / PHOTO ROSTER



1
JOHN QUINLAN
C/OF | R/R | So. | 5'9" | 180
Menlo Park, Calif.



2
MATT BARNHORST
INF/OF | R/R | Jr. | 6'0" | 195
Ponte Vedra Beach, Fla.



3
RYAN ROSS
INF | R/R | Sr. | 6'0" | 195
Elmhurst, Ill.



4
CADEN WILDMAN
OF | R/R | Fr. | 6'3" | 215
Woodbury, Minn.



5
CHRIS ELLISON
RHP | R/R | So. | 6'0" | 190
Howell, N.J.



6
KYLE MUSSER
OF | R/R | So. | 5'10" | 182
Lititz, Pa.



7
MAX JENSEN
INF | L/R | So. | 6'2" | 190
Burke, Va.



8
FRANCO ALONSO
INF | R/R | Sr. | 6'2" | 195
Pasadena, Calif.



9
STORY KIMURA
RHP | R/R | Jr. | 6'0" | 175
Dallas, Texas



11
WILS GUY
OF | R/R | Sr. | 5'10" | 165
San Luis Obispo, Calif.



12
RYAN PORTER
INF | R/R | So. | 6'0" | 185
Houston, Texas



13
SHANE RUSSELL
1B | R/R | Sr. | 6'2" | 220
Matthews, N.C.



15
SAM KAPLAN
OF | R/R | Sr. | 6'1" | 210
Las Vegas, Nev.



16
WILL LONG
RHP | R/R | So. | 6'0" | 170
Great Falls, Va.



17
WILLIAM STEPHENS
RHP | R/R | Jr. | 6'2" | 205
Stone Mountain, Ga.



18
TJ SWIDORSKI
INF | R/R | Fr. | 6'0" | 185
Woodbury, Minn.



19
NOAH KELLER
LHP | L/L | Fr. | 6'1" | 210
Goodrich, Mich.



20
ETHAN HAMILL
RHP | R/R | Fr. | 6'3" | 200
Chester, Va.



21
ELIJAH DIAZ
OF | L/L | Sr. | 5'8" | 181
Bronx, N.Y.



22
JAKOBI DAVIS
OF | L/L | So. | 6'4" | 210
Sarasota, Fla.



23
BRADEN MACK
C/RHP | R/R | Jr. | 6'2" | 210
Woodbridge, Va.



25
BECK UROFSKY
INF/RHP | R/R | Fr. | 6'4" | 225
Silver Spring, Md.



26
TOM CLANCY
RHP | R/R | So. | 6'1" | 190
Westfield, N.J.



28
SPENCER EDWARDS
LHP | L/L | Sr. | 6'3" | 190
Rancho Santa Margarita, Calif.



30
JOE HOLLERBACH
INF | R/R | Sr. | 6'3" | 215
Orinda, Calif.



31
JOHN GERFEN
LHP | R/L | Fr. | 6'0" | 195
Brewster, N.Y.



32
CARSON MAYFIELD
RHP | R/R | Fr. | 6'5" | 200
Annandale, Va.



34
VON BAKER
RHP | R/R | Jr. | 6'7" | 235
St. Johnsville, N.Y.



36
MATTHEW WALTERS
OF/RHP | R/R | Fr. | 5'11" | 195
Granbury, Texas



37
WILLIAM JAUN
1B/LHP | L/L | So. | 6'3" | 225
Loveland, Ohio



40
NATHAN WAUGH
C | R/R | Jr. | 6'5" | 230
Placentia, Calif.



42
JOSH SHEA
RHP | R/R | Fr. | 5'11" | 175
Cortlandt Manor, N.Y.



45
AUGUST BIBEN
RHP | R/R | Sr. | 6'0" | 230
New York, N.Y.



24
DAN PEPICELLI
Head Coach
8th Season



14
TOM FORD
Associate Head Coach
15th Season



27
JOHN TOPPA
Assistant Coach
2nd Season



44
JUSTIN DEVOID
Volunteer Assistant Coach
1st Season