



# 2023 BASEBALL GAME NOTES

CORNELLBIGRED.COM ▶ @CORNELLBASEBALL ▶ @CORNELLSPORTS ▶ @IVYLEAGUE ▶ #YELLCORNELL

GAMES 7-9 • AT VCU • THE DIAMOND • RICHMOND, VA.

## CORNELL BIG RED

0-6 OVERALL  
0-0 IVY LEAGUE

**DAN PEPICELLI**  
HEAD COACH, 19<sup>TH</sup> SEASON  
**75-126-1** (.374)  
AT CORNELL, 8<sup>TH</sup> SEASON



## VCU RAMS

3-10 OVERALL  
0-0 ATLANTIC 10

**BRADLEY LECROY**  
HEAD COACH, 1<sup>ST</sup> SEASON  
**3-10** (.231)  
AT VCU, 1<sup>ST</sup> SEASON



## PROBABLE PITCHING MATCHUPS

**GAME 1**  
FRIDAY • 2 P.M.



LHP **Noah Keller** (0-1, 8.22)  
RHP **Justin Humenay** (0-0, 2.00)

**GAME 2**  
SATURDAY • 2 P.M.



RHP **Ethan Hamill** (0-2, 9.00)  
LHP **Christian Gordon** (2-1, 1.50)

**GAME 3**  
SUNDAY • 1 P.M.



RHP **Von Baker** (0-1, 5.59)  
TBA

## FIRST PITCH

▶ The Cornell baseball team opens a three-game series against VCU at The Diamond this weekend in Richmond, Va.

▶ This weekend's trio of games are the first of six consecutive contests for the Big Red in the Commonwealth of Virginia. Nine of Cornell's first 12 non-conference games of the 2023 slate will end up being played in Virginia (James Madison, VCU, and George Mason).

## LAST WEEKEND REWIND

▶ Cornell fell in all three of its contests at Winston-Salem, N.C., losing to Ball State, Purdue Fort Wayne, and to then-No. 5 ranked Wake Forest.

▶ Senior outfielder **SAM KAPLAN** registered three doubles on the weekend and sophomore **JOHN QUINLAN** logged his first collegiate home run — a three-run shot in the ninth inning — to prevent a Ball State shutout.

▶ Freshman infielder **TJ SWIDORSKI** hit a pair of doubles against No. 5-ranked Wake Forest in the final game of the three-game weekend series at the Demon Deacons' home field, David F. Couch Ballpark.

▶ Junior right-handed pitcher **STORY KIMURA** made his collegiate debut in Sunday's loss to Wake Forest, striking out the first batter he faced. Freshman right-handed pitcher **CARSON MAYFIELD** struck out a season-high three batters in the loss. Two of the three batters Mayfield fanned had a combined 14 home runs — including Brock Wilken, who is the active Division I career leader in home runs.

## REUNION TIME

▶ Cornell head coach **DAN PEPICELLI** and VCU head coach **Bradley LeCroy** will reunite this weekend in Richmond after the two coaches spent time together over the course of five seasons at Clemson, spanning from 2011-15.

▶ Pepicelli was an assistant head coach in LeCroy's first two years before the current Big Red head coach was promoted to an associate head coaching role for his final three years in Tigertown.

▶ LeCroy served as an assistant coach in all five years Pepicelli was at Clemson. The newly-minted VCU head coach remained with the Tigers program until he was named the Rams' head coach this past Aug. 2.

## WAUGH(TCH) LIST

▶ Junior catcher **NATHAN WAUGH** was one of 65 players named to the watch list for the 2023 Buster Posey National Collegiate Catcher of the Year Award, it was announced by the Wichita Sports Commission last Friday (March 3).

▶ Waugh, the lone Ivy League catcher named to the list, is coming off a sophomore campaign in which he batted .310 with five doubles, two triples, five home runs, and 18 RBI. He also registered an OPS of .973 in his first true collegiate season after the 2021 season was canceled due to the COVID-19 pandemic.

▶ The watch list will be narrowed down to semifinalists that will be announced May 22. The national voting committee will vote on three finalists that will be announced June 6. Following a final vote among the national committee members, the 2023 Buster Posey Award winner will be announced June 29.

## 2023 SCHEDULE

DATE OPPONENT TV TIME/RESULT

### FEBRUARY (0-3)

2/24	AT JAMES MADISON		L, 5-11
2/25	AT JAMES MADISON		L, 2-9
2/26	AT JAMES MADISON		L, 5-7

### MARCH (0-3)

3/3	VS. BALL STATE		L, 2-5
3/4	VS. PURDUE FORT WAYNE		L, 3-6
3/5	AT #5 WAKE FOREST	ACCN	L, 3-10
3/10	AT VCU	ESPN+	2 P.M.
3/11	AT VCU	ESPN+	2 P.M.
3/12	AT VCU	ESPN+	1 P.M.
3/18	AT GEORGE MASON (DH)		12 P.M.
3/18	AT GEORGE MASON (DH)		3 P.M.
3/19	AT GEORGE MASON	ESPN+	1 P.M.
3/25	AT YALE* (DH)	ESPN+	11:30 A.M.
3/25	AT YALE* (DH)	ESPN+	2:30 P.M.
3/26	AT YALE*	ESPN+	12 P.M.

### APRIL

4/1	AT COLUMBIA* (DH)	ESPN+	11:30 A.M.
4/1	AT COLUMBIA* (DH)	ESPN+	2:30 P.M.
4/2	AT COLUMBIA*	ESPN+	12 P.M.
4/4	ITHACA	ESPN+	3:30 P.M.
4/8	BROWN* (DH)	ESPN+	11:30 A.M.
4/8	BROWN* (DH)	ESPN+	2:30 P.M.
4/9	BROWN*	ESPN+	12 P.M.
4/11	AT BINGHAMTON		6:30 P.M.
4/15	AT HARVARD* (DH)	ESPN+	11:30 A.M.
4/15	AT HARVARD* (DH)	ESPN+	2:30 P.M.
4/16	AT HARVARD*	ESPN+	12 P.M.
4/18	BINGHAMTON	ESPN+	3:30 P.M.
4/22	PRINCETON* (DH)	ESPN+	11:30 A.M.
4/22	PRINCETON* (DH)	ESPN+	2:30 P.M.
4/23	PRINCETON*	ESPN+	12 P.M.
4/29	PENN* (DH)	ESPN+	11:30 A.M.
4/29	PENN* (DH)	ESPN+	2:30 P.M.
4/30	PENN*	ESPN+	12 P.M.

### MAY

5/2	AT BINGHAMTON		6:30 P.M.
5/6	AT DARTMOUTH* (DH)	ESPN+	11:30 A.M.
5/6	AT DARTMOUTH* (DH)	ESPN+	2:30 P.M.
5/7	AT DARTMOUTH*	ESPN+	12 P.M.

### 2023 IVY LEAGUE CHAMPIONSHIP SERIES

5/19 - 5/21	TBD	ESPN+	TBA
-------------	-----	-------	-----

\* - Denotes Ivy League contest

Bold Red CAPS denotes home game

All game times Eastern, subject to change



## MEDIA CONTACT

### MARSHALL HAIM

Assistant Director of Athletic Communications

✉ mh2348@cornell.edu

☎ (716) 465-4945 (mobile)

POSITIONAL ROSTER

PITCHERS (13)

#	NAME	POS	HT	WT	YR	B/T	HOMETOWN	HIGH SCHOOL
5	Chris Ellison	RHP	6-0	190	So.	R/R	Howell, N.J.	Howell HS
9	Story Kimura	RHP	6-0	175	Jr.	R/R	Dallas, Texas	The Lawrenceville School (N.J.)
16	Will Long	RHP	6-0	170	So.	R/R	Great Falls, Va.	Langley HS
17	William Stephens	RHP	6-2	205	Jr.	R/R	Stone Mountain, Ga.	Marist HS
19	Noah Keller	LHP	6-1	210	Fr.	L/L	Goodrich, Mich.	Goodrich HS
20	Ethan Hamill	RHP	6-3	200	Fr.	R/R	Chester, Va.	Thomas Dale HS
26	Tom Clancy	RHP	6-1	190	So.	R/R	Westfield, N.J.	Newark Academy
28	Spencer Edwards	LHP	6-3	190	Sr.	L/L	Rancho Santa Margarita, Calif.	Santa Margarita Catholic
31	John Gerfen	LHP	6-0	195	Fr.	R/L	Brewster, N.Y.	Brewster HS
32	Carson Mayfield	RHP	6-5	200	Fr.	R/R	Annandale, Va.	Bishop O'Connell HS
34	Von Baker	RHP	6-7	235	Jr.	R/R	St. Johnsville, N.Y.	Oppenheim-Ephratah-St. Johnsville HS
42	Josh Shea	RHP	5-11	175	Fr.	R/R	Cortlandt Manor, N.Y.	Hendrick Hudson HS
45	August Biben	RHP	6-0	230	Sr.	R/R	New York, N.Y.	Riverdale County School

CATCHERS (3)

#	NAME	POS	HT	WT	YR	B/T	HOMETOWN	HIGH SCHOOL
1	John Quinlan	C/OF	5-9	180	So.	S/R	Menlo Park, Calif.	Menlo-Atherton HS
23	Braden Mack	C/RHP	6-2	210	Jr.	R/R	Woodbridge, Va.	Potomac HS
40	Nathan Waugh	C	6-5	230	Jr.	R/R	Placentia, Calif.	Yorba Linda HS

INFIELDERS (10)

#	NAME	POS	HT	WT	YR	B/T	HOMETOWN	HIGH SCHOOL
2	Matt Barnhorst	INF/OF	6-0	195	Jr.	R/R	Ponte Vedra Beach, Fla.	Ponte Vedra HS
3	Ryan Ross	INF	6-0	195	Sr.	R/R	Elmhurst, Ill.	York Community HS
7	Max Jensen	INF	6-2	190	So.	L/R	Burke, Va.	Lake Braddock Secondary
8	Franco Alonso	INF	6-2	195	Sr.	R/R	Pasadena, Calif.	Polytechnic School
12	Ryan Porter	INF	6-0	185	So.	R/R	Houston, Texas	Paetow HS
13	Shane Russell	1B	6-2	220	Sr.	R/R	Matthews, N.C.	Charlotte Christian School
18	TJ Swidorski	INF	6-0	185	Fr.	R/R	Woodbury, Minn.	East Ridge HS
25	Beck Urofsky	INF/RHP	6-4	225	Fr.	R/R	Silver Spring, Md.	Bethesda-Chevy Chase HS
30	Joe Hollerbach	INF	6-3	215	Sr.	R/R	Orinda, Calif.	Miramonte HS
37	William Jaun	1B/LHP	6-3	225	So.	L/L	Loveland, Ohio	St. Xavier HS

OUTFIELDERS (7)

#	NAME	POS	HT	WT	YR	B/T	HOMETOWN	HIGH SCHOOL
4	Caden Wildman	OF	6-3	215	Fr.	R/R	Woodbury, Minn.	East Ridge HS
6	Kyle Musser	OF	5-10	182	So.	R/R	Lititz, Pa.	Manheim Township HS
11	Wils Guy	OF	5-10	165	Sr.	R/R	San Luis Obispo, Calif.	San Luis Obispo HS
15	Sam Kaplan	OF	6-1	210	Sr.	R/R	Las Vegas, Nev.	The Meadows School
21	Elijah Diaz	OF	5-8	181	Sr.	L/L	Bronx, N.Y.	All Hallows HS
22	Jakobi Davis	OF	6-4	210	So.	L/L	Sarasota, Fla.	Sarasota Riverview HS
36	Matthew Walters	OF/RHP	5-11	195	Fr.	R/R	Granbury, Texas	Granbury HS

CORNELL COACHING AND SUPPORT STAFF

Ted Thoren Head Coach of Cornell Baseball: Dan Pepicelli (SUNY Cortland '94), 8th season  
 Associate Head Coach: Tom Ford (Ithaca '79), 33rd season with program; 15th in role  
 Assistant Coach (Third Base Coach): John Toppa (UConn '19), 2nd season with program; 1st in role  
 Volunteer Assistant Coach (First Base Coach): Justin Devoid (Colby-Sawyer '17), 1st season with program  
 Athletic Trainer: Grace DeStefano, 1st season with team

NUMERICAL ROSTER

#	NAME	POS	YR
1	John Quinlan	C/OF	So.
2	Matt Barnhorst	INF/OF	Jr.
3	Ryan Ross	INF	Sr.
4	Caden Wildman	OF	Fr.
5	Chris Ellison	RHP	So.
6	Kyle Musser	OF	So.
7	Max Jensen	INF	So.
8	Franco Alonso	INF	Sr.
9	Story Kimura	RHP	Jr.
11	Wils Guy	OF	Sr.
12	Ryan Porter	INF	So.
13	Shane Russell	1B	Sr.
14	Dan Pepicelli	HC	8th
15	Sam Kaplan	OF	Sr.
16	Will Long	RHP	So.
17	William Stephens	RHP	Jr.
18	TJ Swidorski	INF	Fr.
19	Noah Keller	LHP	Fr.
20	Ethan Hamill	RHP	Fr.
21	Elijah Diaz	OF	Sr.
22	Jakobi Davis	OF	So.
23	Braden Mack	C/RHP	Jr.
24	Tom Ford	AHC	33rd
25	Beck Urofsky	INF/RHP	Fr.
26	Tom Clancy	RHP	So.
27	John Toppa	AC	2nd
28	Spencer Edwards	LHP	Sr.
30	Joe Hollerbach	INF	Sr.
31	John Gerfen	LHP	Fr.
32	Carson Mayfield	RHP	Fr.
34	Von Baker	RHP	Jr.
36	Matthew Walters	OF/RHP	Fr.
37	William Jaun	1B/LHP	So.
40	Nathan Waugh	C	Jr.
42	Josh Shea	RHP	Fr.
44	Justin Devoid	VAC	1st
45	August Biben	RHP	Sr.

PRONUNCIATION GUIDE

#	NAME	PRONUNCIATION
6	Kyle Musser	MUSS-er
9	Story Kimura	kih-MURR-uh
15	Sam Kaplan	CAP-lynn
18	TJ Swidorski	swi-DOOR-skee
22	Jakobi Davis	juh-CO-bee
25	Beck Urofsky	YUHR-off-skee
30	Joe Hollerbach	HAHL-err-back
31	John Gerfen	guhr-fin
37	William Jaun	jon
40	Nathan Waugh	WAH
45	August Biben	BYE-bin
HC	Dan Pepicelli	pep-eye-SELL-ee
AC	John Toppa	TOE-puh
VAC	Justin Devoid	dih-VOID

## FRIDAY'S PROBABLE STARTING PITCHER

**NOAH KELLER** LHP

#19

**2023 STATS:** 0-1, 8.22 ERA, 7.2 IP, 9 BB, 6 SO

**Height / Weight:** 6-1 / 210 lbs.  
**Hometown:** Goodrich, Mich.  
**High School:** Goodrich HS

**Bats/Throws:** L/L  
**Year:** Freshman

## NEWS &amp; NOTES ON KELLER

- Struck out five batters over 4.2 innings of work while not factoring in the decision against Ball State last Friday in Winston-Salem, N.C. ... his five strikeouts are the most by any Cornell pitcher this season.
- Started season-opening game against James Madison on Feb. 24, becoming the first Cornell freshman to pitch team's first game since RHP **COREY PAPPEL** (Feb. 29, 2008 vs. Siena) ... was first LHP to start the Big Red's season-opener contest since LHP **ZACH MCCULLEY** (March 1, 2014 vs. Navy)
- Four-year letterwinner in baseball at Goodrich HS ... three-time All-Conference selection (2019, 2021, 2022) ... two-time All-State selection (2021, 2022).
- Named to 2022 All-State Dream Team.

## 2023 GAME LOG (2 G/2 GS/0 QS)

## BIG RED RECORD IN STARTS: 0-2

Date	W-L	SCORE	IP	H	R	ER	HR	BB	SO	P/K	LEFT
2/24	L	5-11	3.0	4	6	6	1	5	1	67/36	5-2
3/3	ND	2-5	4.2	3	2	1	0	4	5	85/47	2-2
<b>TOTALS</b>	<b>0-1</b>	<b>8.22</b>	<b>7.2</b>	<b>7</b>	<b>8</b>	<b>7</b>	<b>1</b>	<b>9</b>	<b>6</b>	<b>152/83</b>	<b>54.6%</b>

## CAREER STATS

	W	L	ERA	G	GS	CG	IP	H	R	ER	HR	BB	SO	WHIP
<b>2023</b>	0	1	8.22	2	2	0	7.2	7	8	7	1	9	6	2.09
<b>TOTALS</b>	<b>0</b>	<b>1</b>	<b>8.22</b>	<b>2</b>	<b>2</b>	<b>0</b>	<b>7.2</b>	<b>7</b>	<b>8</b>	<b>7</b>	<b>1</b>	<b>9</b>	<b>6</b>	<b>2.09</b>

## SATURDAY'S PROBABLE STARTING PITCHER

**ETHAN HAMILL** RHP

#20

**2023 STATS:** 0-2, 9.00 ERA, 7.0 IP, 7 BB, 3 SO

**Height / Weight:** 6-3 / 200 lbs.  
**Hometown:** Chester, Va.  
**High School:** Thomas Dale HS

**Bats/Throws:** R/R  
**Year:** Freshman

## NEWS &amp; NOTES ON HAMILL

- Ended up on losing end of decision for second time of the season last Saturday ... struck out three batters while allowing six hits and three runs over four innings.
- Earned four letters in baseball at Thomas Dale HS ... named an All-Region and All-Metro selection in 2022 ... two-time district champion in 2021 and 2022.
- Awarded 2022 US Army Reserve National Scholar-Athlete Award.
- Nominated for 2022 Richmond Sports Backers Male Scholar-Athlete of the Year.

## 2023 GAME LOG (2 G/2 GS/0 QS)

## BIG RED RECORD IN STARTS: 0-2

Date	W-L	SCORE	IP	H	R	ER	HR	BB	SO	P/K	LEFT
2/25	L	2-9	3.0	3	4	4	1	5	0	75/38	2-4
3/4	L	3-6	4.0	6	3	3	2	2	3	67/42	0-3
<b>TOTALS</b>	<b>0-2</b>	<b>9.00</b>	<b>7.0</b>	<b>9</b>	<b>7</b>	<b>7</b>	<b>3</b>	<b>7</b>	<b>3</b>	<b>142/80</b>	<b>56.3%</b>

## CAREER STATS

	W	L	ERA	G	GS	CG	IP	H	R	ER	HR	BB	SO	WHIP
<b>2023</b>	0	1	9.00	2	2	0	7.0	9	7	7	3	7	3	2.29
<b>TOTALS</b>	<b>0</b>	<b>1</b>	<b>9.00</b>	<b>2</b>	<b>2</b>	<b>0</b>	<b>7.0</b>	<b>9</b>	<b>7</b>	<b>7</b>	<b>3</b>	<b>7</b>	<b>3</b>	<b>2.29</b>

## SUNDAY'S PROBABLE STARTING PITCHER

**VON BAKER** RHP

#34

**2023 STATS:** 0-0, 5.59 ERA, 9.2 IP, 8 BB, 9 SO

**Height / Weight:** 6-7 / 235 lbs.  
**Hometown:** St. Johnsville, N.Y.  
**High School:** Oppenheim-Ephratah-St. Johnsville HS

**Bats/Throws:** R/R  
**Year:** Junior

## NEWS &amp; NOTES ON BAKER

- Faced a high-powered Wake Forest offense last Sunday, allowing six runs (five earned) on five hits over four innings of work ... issued five walks and struck out three in the outing
- Six strikeouts in season debut at James Madison matched his career high when he pitched a career-high 6.1 innings on March 25, 2022 vs. Harvard.
- Baker made 12 appearances (four starts) in first collegiate season last year after his freshman season in 2021 was canceled due to COVID-19 pandemic.

## 2023 GAME LOG (2 G/2 GS/0 QS)

## BIG RED RECORD IN STARTS: 0-2

Date	W-L	SCORE	IP	H	R	ER	HR	BB	SO	P/K	LEFT
2/26	ND	5-7	5.2	4	1	1	0	3	6	92/53	5-1
3/5	L	3-10	4.0	5	6	5	0	5	3	84/41	1-6
<b>TOTALS</b>	<b>0-1</b>	<b>5.59</b>	<b>9.2</b>	<b>9</b>	<b>7</b>	<b>6</b>	<b>0</b>	<b>8</b>	<b>9</b>	<b>176/94</b>	<b>53.4%</b>

## CAREER STATS

	W	L	ERA	G	GS	CG	IP	H	R	ER	HR	BB	SO	WHIP
<b>2021</b>														
	— NO SEASON (COVID-19 PANDEMIC) —													
<b>2022</b>	0	3	15.04	12	4	0	23.1	30	46	39	3	38	23	2.91
<b>2023</b>	0	1	5.59	2	2	0	9.2	9	7	6	0	8	9	1.76
<b>TOTALS</b>	<b>0</b>	<b>4</b>	<b>12.27</b>	<b>14</b>	<b>6</b>	<b>0</b>	<b>33.0</b>	<b>39</b>	<b>53</b>	<b>45</b>	<b>3</b>	<b>46</b>	<b>32</b>	<b>2.58</b>

## CORNELL QUICK FACTS

## GENERAL INFORMATION

Location	Ithaca, N.Y.
Enrollment (2021 Undergraduate)	15,503
Founded	1865
Nickname	Big Red
School Colors	Cornelian Red (Pantone 187) and White
Conference	The Ivy League
President	Martha E. Pollack
Meakam*Smith Director of Athletics	Dr. Nicki Moore
Athletics Website	CornellBigRed.com

## HISTORY

Seasons of Baseball	152nd
First Season	1869
All-Time Record (Win %)	1740-1965-35 (.470)
Ivy League Regular-Season Titles (last)	6 (2012)
Ivy League Championship Titles (last)	1 (2012)
NCAA Tournament Appearances (last)	2 (2012)
NCAA Tournament Record (Win %)	2-4 (.333)
Most Consecutive NCAA Appearances	Never
College World Series Appearances (last)	Never
National Championships	None

## HOY FIELD

Year Opened (Seasons)	1922 (101st)
Capacity	500
All-Time Record (Win %)	654-532-9 (.551)
Under Dan Pepicelli (Win %)	25-36-1 (.411)

## BOOTH FIELD

Year Opened (Seasons)	2023 (1st)
Capacity	500
All-Time Record (Win %)	0-0 (.000)
Under Dan Pepicelli (Win %)	0-0 (.000)

## COACHING STAFF

Head Coach	Dan Pepicelli (Cortland '90)
Record at Cornell	75-126-1 (.374)
Overall Record	296-303-3 (.494)
Associate Head Coach	Tom Ford (Ithaca '79)
Assistant Coach	John Toppa (UConn '19)
Volunteer Assistant	Justin Devold (Colby-Sawyer '17)

## 2022 IN REVIEW

Overall Record	11-25
Ivy League Record (Finish)	5-16 (7th)
Home Record	4-9
Road Record	7-15
Neutral Record	0-1
Ivy League Championship Series	Did not qualify
NCAA Tournament	Not selected

## 2023 TEAM INFORMATION

Returns / Lost	24 / 11
Newcomers	9
Fr / So / Jr / Sr	9 / 9 / 6 / 9


## COMMUNICATIONS

Jeremy Hartigan	
Associate Director of Athletics for Communications	
Marshall Haim	
Assistant Director of Athletic Communications (BB)	
Phone	716.465.4945
Email	mh2348@cornell.edu
Matthew Jensen	
Assistant Director of Athletic Communications	
Aaron Kelly	
Communications Coordinator	

Mailing Address	Cornell University Athletics Teagle Hall, 512 Campus Road, Ithaca, N.Y., 14853
Twitter / Instagram	@CornellSports
Facebook	/CornellSports

#YELLCORNELL

## SCOUTING REPORT



as of 3/9/23



.183	BATTING AVG.	>>	.249
3.33	RUNS	>>	6.00
1.33	DOUBLES	>>	2.15
0.00	TRIPLES	>>	0.15
1.00	HOME RUNS	>>	0.77
3.33	RBI	>>	5.62
.297	ON-BASE PCT.	>>	.341
.323	SLUGGING PCT.	>>	.388
3/7 (.429)	STOLEN BASES	>>	14/15 (.933)
7.58	ERA	>>	8.59
5.83	STRIKEOUTS	>>	7.54
.279	OPPONENT AVG.	>>	.314
2.01	WHIP	>>	1.99
.957	FIELDING PCT.	>>	.968

## ABOUT VCU

▶ VCU enters this weekend with a 3-10 overall record, having lost nine of its last 10 contests.

▶ Earlier this week, VCU dropped a pair of midweek contests against fellow Virginia-based schools in Liberty on Tuesday in Lynchburg, 10-0, and a 19-5 decision to James Madison on Wednesday in Harrisonburg.

▶ This three-game series is the beginning of VCU's eight-game homestand. The Rams have a 1-5 record at home this season, as their lone home win came against Fairfield, 9-3, in the first of two seven-inning games in a doubleheader last Sunday.

▶ Will Carlone is batting a team-leading .396 on the year with six doubles, a triple, two home runs, and 20 RBI.

▶ Pitching has struggled so far this year for the Rams, as the staff has a combined 8.59 ERA with 75 walks and 98 strikeouts. VCU has a team WHIP of 1.99, while allowing its opponents to a .314 batting average.

## 28 YEARS | 430 MILES | 4 MEETINGS

▶ Cornell and VCU have played four times prior to this weekend's series at The Diamond. The Rams have won all four previous meetings, outscoring the Big Red by a 30-13 margin.

▶ The first contest between the two teams came on March 23, 1994, in which the Rams won 7-2.

▶ VCU swept a three-game series over the first two days of March in 2019. Cornell only scored four runs in the series with three of the runs coming on a Nicholas Binnie bases-clearing double in the nightcap of the March 2 twinbill, which marked the last meeting between the two programs.

## MAYFIELD SHINING EARLY

▶ Freshman right-handed pitcher **CARSON MAYFIELD** has shined so far in his first three outings for the Big Red out of the bullpen this season.

▶ Mayfield, a native of Annandale, Va., has a 2.57 ERA that leads the team among pitchers with at least three innings pitched. He has struck out seven batters in as many innings, while issuing just one walk.

▶ His 7.00 strikeout-to-walk ratio and 1.29 walks-per-9-inning ratio ranked third in the Ivy League, behind Princeton's Jackson Emus and Dartmouth's Jack Metzger in both categories.

▶ Among eligible players following the conclusion of Tuesday's games, Mayfield was tied for the eighth-best strikeout-to-walk ratio of eligible freshman pitchers.

## FACING TOURNAMENT TEAMS

▶ This weekend marks the second time in as many weeks that the Cornell baseball team will be facing a team that appeared in last season's NCAA Baseball Championship.

▶ Last weekend, Cornell played Wake Forest who went 1-2 in the College Park Regional, and this weekend squares up against VCU, who made the championship of the Chapel Hill Regional, but losing twice to the host, North Carolina.

▶ Cornell's other two opponents that appeared in last year's NCAA Tournament include last year's Ivy League champion, Columbia (April 1-2), and the America East champ Binghamton.



<b>All-Time vs. VCU</b>	<b>0-4</b>
<i>in Ithaca, N.Y.</i>	<b>0-0</b>
<i>in Richmond, Va.</i>	<b>0-4</b>
<b>ALL-TIME VS. VCU</b>	
<b>DATE</b>	<b>H/A      W/L      SCORE</b>
3/23/94	A      L      2-7
3/1/19	A      L      1-6
3/2/19 (1)	A      L      0-2
3/2/19 (2)	A      L      3-9

## NCAA LEADERS

## STRIKEOUT-TO-WALK RATIO LEADERS

Among Eligible Freshman Pitchers (through 3/7/23)

PLAYER	SO	BB	K/BB
Kole Klecker	14	0	0.00
Aiven Cabral	10	0	0.00
Zac Cowan	19	1	19.00
Tyler Bremner	18	1	18.00
Gianni Gambradella	9	1	9.00
Jacob Morrison	24	3	8.00
Blake Smith	8	1	8.00
EJ Garcia	14	2	7.00
▶ <b>Carson Mayfield</b>	<b>7</b>	<b>1</b>	<b>7.00</b>
Michael Barnett	12	2	6.00

2023 IVY LEAGUE STANDINGS

SCHOOL	IVY LEAGUE			OVERALL			HOME	AWAY	NEUTRAL	STREAK	RPI
	W-L	PCT	GB	W-L	PCT						
Brown	0-0	.000	—	0-7	.000		0-0	0-7	0-0	L7	273
Columbia	0-0	.000	—	2-5	.286		0-0	2-5	0-0	L2	57
Cornell	0-0	.000	—	0-6	.000		0-0	0-4	0-2	L6	293
Dartmouth	0-0	.000	—	0-7	.000		0-0	0-3	0-4	L7	292
Harvard	0-0	.000	—	1-7	.125		0-0	0-4	1-3	L6	290
Penn	0-0	.000	—	2-3	.400		0-0	2-3	0-0	W2	8
Princeton	0-0	.000	—	2-5	.286		0-0	2-5	0-0	L2	34
Yale	0-0	.000	—	3-3	.500		0-0	3-3	0-0	W2	120

THIS WEEK'S SCHEDULE

<b>Friday, March 10</b> <b>Cornell at VCU, 2:00</b> Brown vs. Penn State, 2:00 Harvard at Florida Atlantic, 6:30 Columbia at Alabama, 7:00 ET Penn at Tulane, 7:00 ET	<b>Sunday, March 12</b> <b>Cornell at VCU, 1:00</b> Brown vs. Penn State, 11 a.m. Harvard at Florida Atlantic, 12:00 Princeton at Navy, 1:00 Columbia at Alabama, 2:00 ET Penn at Tulane, 2:00 ET Yale at San Francisco, 3:00 ET	<b>Tuesday, March 14</b> Princeton at Old Dominion, 3:00 Dartmouth at South Florida, 6:00 Columbia at Troy, 7:00 Yale at Pacific, 9:00 ET
<b>Saturday, March 11</b> <b>Cornell at VCU, 2:00</b> Brown vs. Penn State, 12:00 (DH) Princeton at Navy, 1:00 (DH) Yale at San Francisco, 1:30 ET Columbia at Alabama, 3:00 ET Harvard at Florida Atlantic, 4:00 Penn at Tulane, 7:00 ET	<b>Monday, March 13</b> Princeton at Richmond, 2:00 Harvard at Florida Atlantic, 6:30	<b>Wednesday, March 15</b> Dartmouth at South Florida, 1:00 Princeton at Old Dominion, 3:00 Villanova at Penn, 3:00 Columbia at Samford, 5:00 Yale at San José State, 8:05 ET
		<b>Thursday, March 16</b> Harvard at Texas A&M - Corpus Christi, 8:00

ALL-IVY RETURNERS

- Sophomore infielder **MAX JENSEN** and senior outfielder **SAM KAPLAN** were the lone pair of Cornell players to garner All-Ivy honors last season. Both Jensen and Kaplan received All-Ivy Second Team honors following their successful 2022 campaigns.
- Jensen batted a Cornell-best .338 in his first collegiate season, recording 15 doubles, a pair of triples, three home runs and 26 RBI. He also registered an OPS of .957 (.403 on-base percentage and .554 slugging percentage).
- Kaplan hit .311 with six doubles, two triples, seven home runs, and 26 RBI. In addition to a team-leading 1.000 OPS, his seven home runs were the most by a Big Red batter last year. The 26 RBI by Kaplan was tied with Jensen for the team lead, while Kaplan's .656 slugging percentage was the sixth-highest in Cornell's modern era (since 1977).

BYE, BYE, BASEBALL!

- After its first six games of the season, Cornell has hit six home runs which is the most in a six-game span to open a season since the Big Red clubbed nine homers in its first six contests in 2016.
- Cornell hit five home runs in its season-opening series at James Madison on Feb. 24-26, which marked the most homers in a three-game series since the Big Red hit six against Dartmouth last year on April 23-24.
- Of the six home runs, three have been a player's first collegiate home run. Sophomores **JAKOBI DAVIS** and **JOHN QUINLAN**, and freshman **TJ SWIDORSKI** are those who logged their first collegiate round-trippers.

IVY LEAGUE PRESEASON POLL

- Cornell was picked to finish eighth in the eight-team preseason poll, the Ivy League office announced last Friday, Feb. 17.
- Coming off its impressive 2022 campaign, Columbia finished with an Ivy League-leading 124 points after receiving 12 of the 16 first-place votes. Penn had three first-place votes and finished with a 113-point total, while Dartmouth had the other first-place vote, finishing in third with 91 points.
- Harvard (75), Yale (68), Brown (45), Princeton (31), and Cornell (29) rounded out the remainder of the poll.



AROUND THE IVY LEAGUE

PLAYERS OF THE WEEK

	Award	PLAYER
	Player	Scott Bandura
Feb. 27	Pitcher	Chris Clark
	Rookie	William Lybrook
	Player	Seth Dardar
March 6	Pitcher	Owen Coady
	Rookie	Carter Rasmussen

2023 IVY LEAGUE PRESEASON POLL

	SCHOOL (FIRST-PLACE VOTES)	PTS
1.	Columbia (12)	124
2.	Penn (3)	113
3.	Dartmouth (1)	91
4.	Harvard	75
5.	Yale	68
6.	Brown	45
7.	Princeton	31
8.	Cornell	29

CORNELL HISTORY

HIGHEST SINGLE-SEASON SLUGGING PCT.  
*Cornell Modern Era (Since 1977)*

PLAYER	SEASON	SLG%
Erik Rico	2002	.768
Jamie Blattstein	1992	.683
Erik Rico	2001	.676
Mike Kalfopoulos	1984	.667
Brian Kaufman	2006	.667
► Sam Kaplan	2022	.656
Gary Kaczor	1979	.655
Nathan Ford	2009	.630

COLLEGIATE BASEBALL POLLS

D1 BASEBALL		
Updated 3/6/23		
RK	SCHOOL	REC
1.	LSU	10-1
2.	Stanford	9-2
3.	Tennessee	11-2
4.	Ole Miss	10-2
5.	Wake Forest	13-0
6.	Florida	10-3
7.	Vanderbilt	8-4
8.	Arkansas	9-2
9.	Louisville	10-1
10.	TCU	7-4
11.	Virginia Tech	9-2
12.	East Carolina	7-3
13.	Oklahoma State	8-3
14.	North Carolina	9-3
15.	Texas A&M	7-4
16.	UCLA	9-2
17.	Virginia	11-0
18.	Alabama	12-0
19.	NC State	12-0
20.	South Carolina	11-1
21.	Florida State	8-3
22.	Southern Miss.	8-3
23.	Iowa	9-1
24.	Campbell	8-2
25.	Oregon State	9-2
Bold italics = Cornell opponent		

BASEBALL AMERICA		
Updated 3/6/23		
RK	SCHOOL	REC
1.	LSU	10-1
2.	Florida	10-3
3.	Stanford	9-2
4.	Louisville	10-1
5.	Tennessee	11-2
6.	Wake Forest	13-0
7.	Vanderbilt	8-4
8.	Ole Miss	10-2
9.	Arkansas	9-2
10.	TCU	7-4
11.	Virginia Tech	9-2
12.	Texas A&M	7-4
13.	UCLA	9-2
14.	Virginia	11-0
15.	Oregon State	9-2
16.	East Carolina	7-3
17.	Miami (Fla.)	8-4
18.	Oklahoma State	8-3
19.	North Carolina	9-3
20.	Auburn	9-1-1
21.	NC State	12-0
22.	Southern Miss.	8-3
23.	South Carolina	11-1
24.	Florida Gulf Coast	10-2
25.	Texas Tech	11-2
Bold italics = Cornell opponent		

NCBWA		
Updated 3/6/23		
RK	SCHOOL	REC
1.	LSU	10-1
2.	Wake Forest	13-0
3.	Stanford	9-2
4.	Tennessee	11-2
5.	Ole Miss	10-2
6.	Florida	10-3
7.	Arkansas	9-2
8.	Louisville	10-1
9.	Vanderbilt	8-4
10.	Virginia	11-0
11.	Virginia Tech	9-2
12.	UCLA	9-2
13.	TCU	7-4
14.	NC State	12-0
15.	Oklahoma State	8-3
16.	East Carolina	7-3
17.	North Carolina	9-3
18.	Alabama	12-0
19.	Texas A&M	7-4
20.	South Carolina	11-1
21.	Texas Tech	11-2
22.	Southern Miss.	8-3
23.	Miami (Fla.)	8-4
24.	Oregon State	9-2
25.	Florida State	8-3
26.	Auburn	9-1-1
27.	Iowa	8-1
28.	Grand Canyon	8-3
29.	UC Santa Barbara	7-3
30.	Florida Gulf Coast	10-2
Bold italics = Cornell opponent		

COLLEGIATE BASEBALL		
Updated 3/6/23		
RK	SCHOOL	REC
1.	LSU	10-1
2.	Wake Forest	13-0
3.	Tennessee	11-2
4.	Louisville	10-1
5.	Stanford	9-2
6.	Virginia	11-0
7.	Florida	10-3
8.	Arkansas	9-2
9.	Vanderbilt	8-4
10.	UCLA	9-2
11.	NC State	12-0
12.	UC Santa Barbara	7-3
13.	Ole Miss	10-2
14.	Miami (Fla.)	8-4
15.	Oregon State	9-2
16.	Iowa	9-1
17.	Texas A&M	7-4
18.	Texas Tech	11-2
19.	East Carolina	7-3
20.	Auburn	9-1-1
21.	North Carolina	9-3
22.	Alabama	12-0
23.	TCU	7-4
24.	Oklahoma State	8-3
25.	South Carolina	11-1
26.	Georgia Tech	10-2
27.	UC Irvine	10-1
28.	Virginia Tech	9-2
29.	Southern Miss.	8-3
30.	Florida Gulf Coast	10-2
Bold italics = Cornell opponent		

USA TODAY		
Updated 3/6/23		
RK	SCHOOL	REC
1.	LSU	10-1
2.	Tennessee	11-2
3.	Stanford	9-2
4.	Wake Forest	13-0
5.	Ole Miss	10-2
6.	Florida	10-3
7.	Louisville	10-1
8.	Arkansas	9-2
9.	Vanderbilt	8-4
10.	Virginia Tech	9-2
11.	Virginia	11-0
12.	UCLA	9-2
13.	East Carolina	7-3
14.	Oklahoma State	8-3
15.	NC State	12-0
16.	TCU	7-4
17.	North Carolina	9-3
18.	Alabama	12-0
19.	Texas A&M	7-4
20.	South Carolina	11-1
21.	Texas Tech	11-2
22.	Oregon State	9-2
23.	Florida State	8-3
24.	Southern Miss	8-3
25.	Auburn	9-1-1
Bold italics = Cornell opponent		

PERFECT GAME		
Updated 3/6/23		
RK	SCHOOL	REC
1.	LSU	10-1
2.	Stanford	9-2
3.	Arkansas	9-2
4.	Wake Forest	13-0
5.	Tennessee	11-2
6.	Florida	10-3
7.	Louisville	10-1
8.	Ole Miss	10-2
9.	Vanderbilt	8-4
10.	UCLA	9-2
11.	Auburn	9-1-1
12.	Virginia	11-0
13.	Virginia Tech	9-2
14.	TCU	7-4
15.	Texas Tech	11-2
16.	NC State	12-0
17.	Miami (Fla.)	8-4
18.	North Carolina	9-3
19.	Oregon State	9-2
20.	Texas A&M	7-4
21.	East Carolina	7-3
22.	Southern Miss	8-3
23.	Oklahoma State	8-3
24.	UC Santa Barbara	7-3
25.	Florida State	8-3
Bold italics = Cornell opponent		

COMPOSITE COLLEGE BASEBALL POLL


Each team is awarded points based on their ranking in the six major polls  
25 (or 30) points for being ranked No. 1 in respective poll;  
1 point for being last-ranked team

Updated 3/6/23										
RK	SCHOOL	REC	PTS	D1B	BA	BWA	CB	USAT	PG	
1.	LSU	10-1	160	1	1	1	1	1	1	
2.	Stanford	9-2	148	2	3	3	5	3	2	
3.	Tennessee	11-2	144	3	5	4	3	2	5	
4.	Wake Forest	13-0	143	5	6	2	2	4	4	
5.	Florida	10-3	133	6	2	6	7	6	6	
6.	Louisville	10-1	127	9	4	8	4	7	7	
7.	Ole Miss	10-2	123	4	8	5	13	5	8	
7.	Arkansas	9-2	123	8	9	7	8	8	3	
9.	Vanderbilt	8-4	116	7	7	9	9	9	9	
9.	Virginia	11-0	96	17	14	10	6	11	12	
11.	UCLA	9-2	93	16	13	12	10	12	10	
12.	Virginia Tech	9-2	82	11	11	11	28	10	13	
13.	TCU	7-4	80	10	10	13	23	16	14	
14.	NC State	12-0	70	19	21	14	11	15	16	
15.	East Carolina	7-3	69	12	16	16	19	13	21	
16.	Texas A&M	7-4	64	15	12	19	17	19	20	
17.	North Carolina	9-3	60	14	19	17	21	17	18	
18.	Oklahoma State	8-3	59	13	18	15	24	14	23	
19.	Oregon State	9-2	45	25	15	24	15	22	19	
20.	Miami (Fla.)	8-4	43	—	17	23	14	—	17	
21.	Texas Tech	11-2	40	—	25	21	18	21	15	
22.	Alabama	12-0	38	18	—	18	22	18	—	
22.	Auburn	9-1-1	38	—	20	26	20	25	11	
24.	South Carolina	11-1	32	20	23	20	25	20	—	
25.	Southern Miss	8-3	25	22	22	22	29	24	22	

Others with points: UC Santa Barbara (23), Iowa (22), Florida State (15), Georgia Tech (5), Florida Gulf Coast (4), UC Irvine (4), Grand Canyon (3), Campbell (2)


Bold italics = Cornell opponent

2023 CORNELL BASEBALL UNI WATCH



HOME RECORD: 0-0  
AWAY RECORD: 0-2  
NEUTRAL RECORD: 0-2

DATE	OPPONENT	SCORE
2/24	at James Madison	L, 5-11
2/26	at James Madison	L, 5-7
3/3	vs. Ball State	L, 2-5
3/4	vs. Purdue Fort Wayne	L, 3-6



HOME RECORD: 0-0  
AWAY RECORD: 0-1  
NEUTRAL RECORD: 0-1

DATE	OPPONENT	SCORE
2/25	at James Madison	L, 2-9
3/5	at #5 Wake Forest	L, 3-10

2023 BIG RED HOME RUNS

PLAYER	ROAD /			RUNNERS ON				OUTS			TIED GAME	GO AHEAD	DIRECTION					TEAM W-L	LAST HR		
	HR	vL	vR	HOME	NEUTRAL	0	1	2	3	0	1	2	LF	LC	CF	RC	RF		DATE / OPP	PITCHER	AB SINCE
Franco Alonso	—	—	—	—	—	—	—	—	—	—	—	—	—	—	—	—	—	—	—	—	17
Matt Barnhorst	1	—	1	—	1	1	—	—	—	—	—	1	—	—	—	—	—	0-1	2/26/23 at JMU	Culkin	10
Jakobi Davis	1	1	—	—	1	—	1	—	—	—	1	—	—	—	—	—	1	0-1	2/26/23 at JMU	Kinsler	8
Elijah Diaz	—	—	—	—	—	—	—	—	—	—	—	—	—	—	—	—	—	—	—	—	6
Wils Guy	—	—	—	—	—	—	—	—	—	—	—	—	—	—	—	—	—	—	5/8/22 at Brown	Fogell	13
Joe Hollerbach	—	—	—	—	—	—	—	—	—	—	—	—	—	—	—	—	—	—	3/13/22 at Georgetown	McCarthy	126
William Jaun	—	—	—	—	—	—	—	—	—	—	—	—	—	—	—	—	—	—	—	—	—
Max Jensen	—	—	—	—	—	—	—	—	—	—	—	—	—	—	—	—	—	—	4/23/22 vs. Dartmouth	Skinner	55
Sam Kaplan	—	—	—	—	—	—	—	—	—	—	—	—	—	—	—	—	—	—	5/1/22 vs. Columbia	Yoo	40
Braden Mack	—	—	—	—	—	—	—	—	—	—	—	—	—	—	—	—	—	—	—	—	27
Kyle Musser	—	—	—	—	—	—	—	—	—	—	—	—	—	—	—	—	—	—	—	—	23
Ryan Porter	—	—	—	—	—	—	—	—	—	—	—	—	—	—	—	—	—	—	5/8/22 at Brown	Fogell	24
John Quinlan	1	—	1	—	1	—	—	1	—	—	1	—	—	—	—	—	1	0-1	3/4/23 vs. PFW	Fine	3
Ryan Ross	1	1	—	—	1	—	—	1	—	—	1	—	—	—	—	—	1	0-1	2/24/23 at JMU	Burke	11
Shane Russell	—	—	—	—	—	—	—	—	—	—	—	—	—	—	—	—	—	—	—	—	51
TJ Swidorski	1	—	1	—	1	—	1	—	—	—	—	1	1	—	—	—	—	0-1	2/25/23 at JMU	Murphy	9
Beck Urofsky	—	—	—	—	—	—	—	—	—	—	—	—	—	—	—	—	—	—	—	—	3
Matthew Walters	—	—	—	—	—	—	—	—	—	—	—	—	—	—	—	—	—	—	—	—	—
Nathan Waugh	1	1	—	—	1	—	1	—	—	1	—	—	—	—	1	—	—	0-1	2/26/23 at JMU	Williams	9
Caden Wildman	—	—	—	—	—	—	—	—	—	—	—	—	—	—	—	—	—	—	—	—	9

2-HR GAMES (0)		GRAND SLAMS (0)		LEADOFF HOME RUNS (0)		INSIDE-THE-PARK HR (0)	
PLAYER	DATE/OPP	PLAYER	DATE/OPP	PLAYER	DATE/OPP	PLAYER	DATE/OPP
—	—	—	—	—	—	—	—
3-HR GAMES (0)		PINCH-HIT HR (0)		WALK-OFF HR (0)		BACK-TO-BACK HR (0)	
PLAYER	DATE/OPP	PLAYER	DATE/OPP	PLAYER	DATE/OPP	PLAYER	DATE/OPP
—	—	—	—	—	—	—	—

BIG RED MISCELLANEOUS BATTING

PLAYER	MULTI-HIT GAMES						MULTI-RBI GAMES						HIT STREAKS				HITS			
	2	3	4	5+	TOTAL	CAREER	2	3	4	5+	TOTAL	CAREER	5-9	10-14	15+	ACTIVE	2023 HIGH	CAREER HIGH	INFIELD	BUNT
Franco Alonso	—	—	—	—	—	0	—	—	—	—	—	0	—	—	—	—	—	—	—	—
Matt Barnhorst	1	—	—	—	1	7	—	—	—	—	—	3	—	—	—	1	2 (Feb. 26 - March 3)	5 games, 2022	—	—
Jakobi Davis	—	—	—	—	—	3	1	—	—	—	1	4	—	—	—	0	3 (Feb. 24-26)	3 games, 2023	—	—
Elijah Diaz	—	—	—	—	—	0	—	—	—	—	—	0	—	—	—	—	—	—	—	—
Wils Guy	—	—	—	—	—	11	—	—	—	—	—	6	—	—	—	0	1 (Feb. 24)	5, (4x), Last: 2022	—	—
Joe Hollerbach	—	—	—	—	—	14	—	—	—	—	—	5	—	—	—	0	—	8 games, 2022	—	—
William Jaun	—	—	—	—	—	—	—	—	—	—	—	—	—	—	—	—	—	—	—	—
Max Jensen	—	—	—	—	—	12	—	—	—	—	—	6	—	—	—	1	3 (Feb. 24-26)	8 games, 2022	—	—
Sam Kaplan	1	—	—	—	1	8	—	—	—	—	—	8	—	—	—	3	3 (March 3-5)	6, (2x), Last: 2022	—	—
Braden Mack	—	—	—	—	—	1	—	—	—	—	—	0	—	—	—	—	—	1, (3x), Last: 2022	—	—
Kyle Musser	—	—	—	—	—	0	—	—	—	—	—	0	—	—	—	0	1 (March 4)	1, (2x), Last: 2023	—	—
Ryan Porter	—	—	—	—	—	6	—	—	—	—	—	6	—	—	—	0	3 (Feb. 24-26)	4 games, 2022-23	1	—
John Quinlan	1	—	—	—	1	1	—	1	—	—	1	1	—	—	—	0	2 (Feb. 25 - March 4)	3 games, 2022	2	—
Ryan Ross	—	—	—	—	—	3	—	1	—	—	1	5	—	—	—	0	1 (Feb. 24)	2, (5x), Last: 2022	—	—
Shane Russell	—	—	—	—	—	2	—	—	—	—	—	1	—	—	—	0	—	2 games, 2020	—	—
TJ Swidorski	1	—	—	—	1	1	1	—	—	—	1	1	—	—	—	3	3 (2/25 - 3/5)	3, <b>CURRENT</b>	—	—
Beck Urofsky	—	—	—	—	—	—	—	—	—	—	—	0	—	—	—	0	—	—	—	—
Matthew Walters	—	—	—	—	—	—	—	—	—	—	—	—	—	—	—	—	—	—	—	—
Nathan Waugh	—	—	—	—	—	8	1	—	—	—	1	5	—	—	—	1	3 (Feb. 24-26)	4 games, 2022-23	—	—
Caden Wildman	—	—	—	—	—	0	—	—	—	—	—	0	—	—	—	0	—	—	—	—

BIG RED W-L RECORD BY LINEUP CARD

PLAYER	BATTING ORDER (STARTS)									BY POSITION (STARTS)								
	1ST	2ND	3RD	4TH	5TH	6TH	7TH	8TH	9TH	C	1B	2B	3B	SS	LF	CF	RF	DH
Franco Alonso	—	—	—	—	—	—	—	—	—	—	—	—	—	—	—	—	—	—
Matt Barnhorst	—	—	—	—	—	0-1	0-1	0-4	—	—	—	0-6	—	—	—	—	—	—
Jakobi Davis	0-5	—	—	—	—	—	—	—	—	—	—	—	—	—	—	0-5	—	—
Elijah Diaz	—	—	—	—	—	—	—	—	—	—	—	—	—	—	—	—	—	—
Wils Guy	—	0-2	—	—	—	—	—	—	0-2	—	—	—	—	—	0-3	0-1	—	—
Joe Hollerbach	—	0-1	—	—	0-1	—	—	—	—	—	—	—	0-1	—	—	—	—	0-1
William Jaun	—	—	—	—	—	—	—	—	—	—	—	—	—	—	—	—	—	—
Max Jensen	—	—	0-5	—	0-1	—	—	—	—	—	0-4	—	0-2	—	—	—	—	—
Sam Kaplan	—	—	—	0-2	0-3	—	0-1	—	—	—	—	—	—	—	—	—	0-6	—
Braden Mack	—	—	—	—	—	—	—	—	—	—	—	—	—	—	—	—	—	—
Kyle Musser	—	—	—	—	0-1	—	—	—	0-1	—	—	—	—	—	0-1	—	—	0-1
Ryan Porter	—	0-3	—	—	—	—	—	0-2	0-1	—	—	—	—	0-6	—	—	—	—
John Quinlan	0-1	—	—	—	—	0-1	—	—	—	0-1	—	—	—	—	—	—	—	0-1
Ryan Ross	—	—	—	—	—	0-2	0-1	—	—	—	0-2	—	—	—	—	—	—	0-2
Shane Russell	—	—	—	—	—	—	—	—	—	—	—	—	—	—	—	—	—	—
TJ Swidorski	—	—	—	—	—	—	—	—	—	—	—	—	0-3	—	—	—	—	—
Beck Urofsky	—	—	—	—	—	—	—	—	0-1	—	—	—	—	—	—	—	—	0-1
Matthew Walters	—	—	—	—	—	—	—	—	—	—	—	—	—	—	—	—	—	—
Nathan Waugh	—	—	0-1	0-4	—	—	—	—	—	0-5	—	—	—	—	—	—	—	—
Caden Wildman	—	—	—	—	—	0-1	0-1	—	—	—	—	—	—	—	0-2	—	—	—

BIG RED STARTING PITCHER RUN SUPPORT

PLAYER	RUN		RUN SUPPORT	TOTAL RUNS	TOTAL RUNS	TEAM	QUALITY
	GS	SUPPORT	PER 9 IP	IN STARTS	PER START	W-L	STARTS
Von Baker	2	6	4.63	8	4.0	0-2	0
Ethan Hamill	2	2	2.57	5	2.5	0-2	0
Noah Keller	2	7	8.22	7	3.5	0-2	0

RUNS BY INNING

	1	2	3	4	5	6	7	8	9	10	11	12	13	14	15	TOTAL
BIG RED	6	4	0	2	2	1	0	2	3	—	—	—	—	—	—	20
OPPONENTS	7	2	8	9	5	4	0	9	4	—	—	—	—	—	—	48

VICTORY MARGIN

	1	2	3	4	5	6	7	8	9	10	11	12	13	14	15
BIG RED	—	—	—	—	—	—	—	—	—	—	—	—	—	—	—
OPPONENTS	—	1	2	—	—	1	2	—	—	—	—	—	—	—	—

BIG RED MULTI-RUN INNINGS

	TIMES	LAST TIME
2 Runs	5	3/5 at #5 Wake Forest (8th inning, 1 hit)
3 Runs	1	3/4 vs. Purdue Fort Wayne (9th inning, 3 hits)
4 Runs	0	—
5 Runs	1	2/24 at James Madison (1st inning, 2 hits)
6 Runs	0	—
7 Runs	0	—
8 Runs	0	—
9 Runs	0	—
10 Runs	0	—

BIG RED GAME DELAYS

DATE	OPPONENT	DELAY	REASON
2/26	at James Madison	0:15, prior to first pitch	inclement weather

BIG RED 2023 PITCHING SPLITS

	W	L	SV	G	IP	H	R	ER	HR	BB	SO	ERA	AVG
Total	0	6	0	6	48.2	51	48	41	8	47	35	7.58	.279
Home	—	—	—	—	—	—	—	—	—	—	—	—	—
Away	0	6	0	6	48.2	51	48	41	8	47	35	7.58	.279
Neutral	—	—	—	—	—	—	—	—	—	—	—	—	—
Day	0	6	0	6	48.2	51	48	41	8	47	35	7.58	.279
Night	—	—	—	—	—	—	—	—	—	—	—	—	—
Starter	0	4	0	6	24.1	25	22	20	4	24	18	7.40	.284
Reliever	0	2	0	6	24.1	26	26	21	4	23	17	7.77	.274
February	0	3	0	3	24.2	27	27	23	3	26	17	8.39	.287
March	0	3	0	3	24.0	24	21	18	5	21	18	6.75	.270
April	—	—	—	—	—	—	—	—	—	—	—	—	—
May	—	—	—	—	—	—	—	—	—	—	—	—	—

BIG RED 2023 BATTING SPLITS

	AB	R	H	2B	3B	HR	RBI	BB	SO	AVG	OBP	SLG
Total	186	20	34	8	0	6	20	26	69	.183	.297	.323
Home	—	—	—	—	—	—	—	—	—	—	—	—
Away	128	15	26	5	0	5	15	16	44	.203	.311	.359
Neutral	58	5	8	3	0	1	5	10	25	.138	.265	.241
Day	186	20	34	8	0	6	20	26	69	.183	.297	.323
Night	—	—	—	—	—	—	—	—	—	—	—	—
February	99	12	21	3	0	5	12	14	29	.212	.325	.394
March	87	8	13	5	0	1	8	12	40	.149	.265	.241
April	—	—	—	—	—	—	—	—	—	—	—	—
May	—	—	—	—	—	—	—	—	—	—	—	—

BIG RED LINEUP PRODUCTION

	AB	R	H	2B	3B	HR	RBI	BB	SO	AVG	OBP	SLG
1st	20	3	3	2	0	1	4	5	9	.150	.333	.400
2nd	25	1	1	0	0	0	1	1	9	.040	.111	.040
3rd	19	2	4	0	0	0	1	7	6	.211	.423	.211
4th	21	3	5	0	0	1	3	4	9	.238	.360	.381
5th	23	2	4	2	0	0	1	1	7	.174	.200	.261
6th	19	4	5	0	0	3	7	4	7	.263	.417	.737
7th	23	1	4	2	0	0	1	1	12	.174	.208	.261
8th	18	1	2	0	0	0	0	2	6	.111	.273	.111
9th	18	3	6	2	0	1	2	1	4	.333	.368	.611

## THE TED THOREN HEAD COACH OF CORNELL BASEBALL



## DAN PEPICELLI

### 8TH SEASON AT CORNELL

#24

**Years in Role:** 8th Season as Head Coach  
**College:** SUNY Cortland '90  
**Coaching Location:** Dugout

#### CORNELL • 2016 - PRESENT

► Entering his eighth season at the helm of the Cornell baseball program, Pepicelli is just the fourth Cornell head coach over the last 60 years, joining **TED THOREN** (1962-90), **TOM FORD** (1991-08), and **BILL WALKENBACH** (2009-15).

► His 75 career victories with the Big Red is already tied for the sixth-most in program history with **DANIEL COOGAN** (1907-12). With 13 wins in 2023, Pepicelli would be in sole possession of the fourth-most wins while on East Hill.

► Under his tutelage, Cornell has produced 19 All-Ivy League selections — including five First Team and six Second Team selections — and four selections in the Major League Baseball Amateur Draft.

► In Pepicelli's second season with the program in 2017, he helped guide the Big Red to its first winning season in four years, posting a 21-17 overall record. The Big Red finished 9-11 in Ivy League play.

► Cornell has won at least 14 games in all but one season, excluding the shortened 2020 season.

#### CLEMSON • 2010-15

► Following a successful nine-year tenure at St. John Fisher in suburban Rochester, N.Y., Pepicelli headed to Clemson, S.C., to join the Tigers staff.

► He was an assistant coach for one year, an assistant head coach for two years, and an associate head coach for three years. All six years on staff Pepicelli aided Clemson to an appearance in the NCAA Tournament.

► The Tigers had a 231-149 (.608) record in his time with the program. Pepicelli became the first pitching coach to lead a staff to the College World Series in his first season with the team.

► For four consecutive seasons from 2011-14, Pepicelli guided the Tigers to have a team ERA below 4.00. He recruited and developed **MATT CROWNOVER**, who earned freshman All-America accolades in 2013 and was named the ACC's Pitcher of the Year in 2015.

► Played instrumental in assembling *Baseball America's* ninth-ranked recruiting class in 2015.

► Ten Clemson pitchers were selected in the Major League Baseball's Amateur Draft during tenure.

#### ST. JOHN FISHER • 2001-09

► Spent nine seasons as the head coach and assistant athletic director at St. John Fisher from 2001-09. During his time with the Cardinals, he was a two-time Empire 8 Coach of the Year (2001 and 2007), with the latter coming during the Cardinals' first-ever run to the Division III College World Series.

► In final seven seasons with St. John Fisher, the Cardinals posted winning seasons leading to Pepicelli being the program's all-time winningest head coach at the time of his departure.

► Team garnered national recognition for sportsmanship in 2008 following the ECAC Championship, in which a line-drive foul ball struck the opposing team's third-base coach in the head. Despite St. John Fisher trailing in the ninth inning, Pepicelli and his team conceded the game, ending any hope of reaching the NCAA Tournament. The Committee on Sportsmanship and Ethical Conduct presented Pepicelli's team with the NCAA's All-Divisions Sportsmanship Award for its decision.

► In addition to serving as the team's head coach, Pepicelli was the head strength and conditioning coach, where he served on the NCAA Competitive Safeguards Committee. He is a certified Strength & Conditioning Specialist and is a member of the National Strength and Conditioning Association.

#### HARTWICK • 1996-00

► Opened collegiate coaching career at Hartwick, where he was an assistant coach for three years before being promoted to head coach for two seasons.

#### PERSONAL

► A native of Schenectady, N.Y., Pepicelli graduated from Cicero-North Syracuse HS, and played at three colleges in the Central New York region.

► Named an all-region selection in two seasons with Mohawk Valley Community College, Pepicelli then earned his bachelor of sciences degree in Economics and Management from SUNY Cortland after playing one year with the Red Dragons. He was also an all-conference selection in his one year at Oneonta State.

► Pepicelli is married to the former Robyn Molloy, who played for and served as an assistant coach with Syracuse's women's soccer team. She also earned national titles as a player and coach at Monroe Community College. The couple has a daughter, Mia, and a son, Owen.

#### PEPICELLI'S YEAR-BY-YEAR HEAD COACHING RECORD

YEAR	SCHOOL	OVERALL	NOTE
1999	Hartwick	9-22 (.290)	
2000	Hartwick	12-18 (.400)	
2001	St. John Fisher	19-14 (.576)	Set then-wins record in at SJFU
2002	St. John Fisher	15-19 (.441)	
2003	St. John Fisher	16-16 (.500)	
2004	St. John Fisher	27-14 (.659)	SJFU's first 20-win season
2005	St. John Fisher	22-15 (.595)	
2006	St. John Fisher	26-15 (.634)	Third straight 20-win season
2007	St. John Fisher	28-13 (.683)	NCAA Tournament appearance
2008	St. John Fisher	25-14-2 (.634)	NCAA Sportsmanship Award
2009	St. John Fisher	22-17 (.564)	
2016	Cornell	14-24 (.368)	
2017	Cornell	21-17 (.553)	CU's first 20-win year since '13
2018	Cornell	14-22-1 (.392)	
2019	Cornell	14-24 (.368)	
2020	Cornell	1-8 (.111)	Season cut short (pandemic)
2021	Cornell	— NO SEASON (COVID-19 PANDEMIC) —	
2022	Cornell	11-25 (.306)	Two All-Ivy selections
2023	Cornell	0-6 (.000)	
Hartwick (2 seasons)		21-40 (.344)	
St. John Fisher (9 seasons)		200-137-2 (.593)	
Cornell (8 seasons)		75-126-1 (.374)	
Career (20 seasons)		296-303-3 (.494)	

#### 2023 CORNELL BASEBALL COACHING STAFF



## TOM FORD

### 33RD SEASON AT CORNELL

#14

**Years in Role:** 15th season as Associate HC  
**College:** Ithaca '79  
**Coaching Location:** Dugout

► Ford enters his 33rd overall season with the Big Red and his 15th in his current role as an associate head coach.

► His time on East Hill began in 1991 when he took over for the legendary **TED THOREN** as head coach. He was head coach of the Big Red from 1991 until 2008, amassing a record of 264-440-2 during his tenure.



## JOHN TOPPA

### 2ND SEASON AT CORNELL

#27

**Years in Role:** 1st season as Assistant Coach  
**College:** UConn '19  
**Coaching Location:** Third Base Coaching Box

► Toppa, a former standout at UConn, enters his second season on the Cornell baseball coaching staff. This season will be his first as an assistant coach, after serving as a volunteer assistant in 2021.

► Helped guide **MAX JENSEN** and **SAM KAPLAN** each earn All-Ivy Second Team honors in 2022, following a nearly two-year hiatus from competition due to the COVID-19 pandemic.



## JUSTIN DEVOID

### 1ST SEASON AT CORNELL

#44

**Years in Role:** 1st season as Volunteer Assistant  
**College:** Colby-Sawyer '17  
**Coaching Location:** First Base Coaching Box

► Devoid enters his first season with the Cornell baseball coaching staff after serving as an assistant coach at St. Lawrence, a northern New York-based Division III school, for the past two seasons.

► In final year with the Saints, aided program to a 19-16 overall mark which served as its first winning season since 2014.

THE LAST TIME...

A CORNELL TEAM SCORED...	
10+ Runs in a Game	10, at Binghamton (5/3/22 - W, 10-8)
15+ Runs in a Game	15, vs. Princeton (4/20/19 - G2 - W, 15-9)
20+ Runs in a Game	27, at Towson (4/5/17 - W, 27-14)
25+ Runs in a Game	27, at Towson (4/5/17 - W, 27-14)
5+ Runs in an Inning	<b>5, at James Madison (2/24/23 - T1 - L, 5-11)</b>
6+ Runs in an Inning	8, vs. Yale (4/2/22 - G2 - B7 - W, 12-9)
7+ Runs in an Inning	8, vs. Yale (4/2/22 - G2 - B7 - W, 12-9)
8+ Runs in an Inning	8, vs. Yale (4/2/22 - G2 - B7 - W, 12-9)
9+ Runs in an Inning	12, at Harvard (4/10/11 - G2 - T2 - W, 18-5)
10+ Runs in an Inning	12, at Harvard (4/10/11 - G2 - T2 - W, 18-5)
10+ Runs in Consecutive Games	10, vs. Binghamton (4/20/22 - W, 10-9 - 10 inn.) 12, vs. Dartmouth (4/23/22 - G1 - W, 12-7)
10+ Runs in 3+ Straight Games	15, at James Madison (3/15/14 - G1 - L, 15-16) 17, at James Madison (3/15/14 - G2 - W, 17-8) 14, at James Madison (3/16/14 - W, 14-8 - 10 inn.)
10+ Runs in 4+ Straight Games	16, at Virginia (4/7/1902 - W, 16-10) 10, at Navy (4/9/1902 - W, 10-6) 11, vs. Rochester (4/12/1902 - W, 11-1) 12, vs. Niagara (4/19/1902 - W, 12-4) 10, vs. Columbia (4/26/1902 - W, 10-7)
A CORNELL TEAM RECORDED...	
15+ Hits in a Game	15, at Coppin State (3/5/22 - G1 - W, 11-7)
20+ Hits in a Game	28, at Towson (4/5/17 - W, 27-14)
25+ Hits in a Game	28, at Towson (4/5/17 - W, 27-14)
5+ Doubles in a Game	5, vs. Columbia (4/30/22 - G2 - L, 2-5)
6+ Doubles in a Game	6, vs. Yale (4/2/22 - G2 - W, 12-9)
7+ Doubles in a Game	7, at George Mason (3/12/17 - W, 9-3)
8+ Doubles in a Game	9, at James Madison (3/15/14 - G1 - L, 15-16)
9+ Doubles in a Game	9, at James Madison (3/15/14 - G1 - L, 15-16)
2+ Triples in a Game	3, vs. Dartmouth (4/23/22 - G1 - W, 12-7)
3+ Triples in a Game	3, vs. Dartmouth (4/23/22 - G1 - W, 12-7)
4+ Triples in a Game	4, at Bucknell (3/4/00 - G2 - W, 8-6)
3+ Home Runs in a Game	<b>3, at James Madison (2/26/23 - L, 5-7)</b>
4+ Home Runs in a Game	4, vs. Dartmouth (4/23/22 - G1 - W, 12-7)
5+ Home Runs in a Game	5, at James Madison (3/15/14 - G1 - L, 15-16)
Leadoff Home Run	Adam Saks, at Harvard (4/13/19 - G2 - L, 1-7)
Back-to-Back Home Runs	Ryan Porter (2-run) & Matt Barnhorst (solo), vs. Harvard (3/25/22 - G2 - L, 5-11)
Back-to-Back-to-Back Home Runs	Chris Cruz (3-run), Spencer Scorza (solo), & Ryan Karl (solo), at James Madison (3/15/14 - G2 - W, 17-8)
Drew 10+ Walks in a Game	12, vs. Binghamton (4/20/22 - W, 10-9 - 10 inn.)
Drew 15+ Walks in a Game	16, at Bucknell (5/1/96 - G1 - W, 18-3)
Hit by 4+ Pitches in a Game	4, vs. Harvard (3/26/22 - L, 11-12)
Hit by 5+ Pitches in a Game	5, at Yale (4/5/14 - G2 - W, 6-4)
Hit by 6+ Pitches in a Game	7, at Penn (4/15/06 - G2 - W, 23-10)
Hit by 7+ Pitches in a Game	7, at Penn (4/15/06 - G2 - W, 23-10)
5+ Stolen Bases in a Game	5, vs. Dartmouth (4/24/22 - L, 8-10)
6+ Stolen Bases in a Game	7, at Coppin State (3/5/22 - G2 - W, 14-5)
7+ Stolen Bases in a Game	7, at Coppin State (3/5/22 - G2 - W, 14-5)
8+ Stolen Bases in a Game	9, at George Washington (3/9/14 - G2 - W, 8-1)
9+ Stolen Bases in a Game	9, at George Washington (3/9/14 - G2 - W, 8-1)
10+ Stolen Bases in a Game	10, vs. Sampson Air Force Base (1952)

A CORNELL PITCHING STAFF...	
Threw a No-Hitter	Connor Kaufmann, vs. Dartmouth (4/1/12 — W, 2-0)
Threw a Combined No-Hitter	Kerry Brooks (3 inn.), Rob Wilson (3 inn.), Doug Petillo (1 inn.), vs. Rochester (4/5/89 - G1 - W, 2-1)
Threw a Perfect Game	Gary Gronowski, vs. Oneonta (5/11/76 — W, 1-0)
Shutout an Opponent	at Brown (5/7/22 - G2 - W, 3-0)
Shutout an Ivy League Opponent	at Brown (5/7/22 - G2 - W, 3-0)
Posted Consecutive Shutouts	vs. Oneonta (5/2/86 - G1 - W, 4-0) vs. Oneonta (5/2/86 - G2 - W, 5-0)
Struck out 10+ Batters	11, at Penn (4/16/22 - G1 - L, 1-10)
Struck out 11+ Batters	11, at Penn (4/16/22 - G1 - L, 1-10)
Struck out 12+ Batters	14, vs. Niagara (2/29/20 - G2 - L, 6-8)
Struck out 13+ Batters	14, vs. Niagara (2/29/20 - G2 - L, 6-8)
Struck out 14+ Batters	14, vs. Niagara (2/29/20 - G2 - L, 6-8)
Struck out 15+ Batters	15, vs. Canisius (4/4/18 - W, 6-5)
Struck out 16+ Batters	18, at Princeton (4/29/09 - W, 9-0)
Struck out 17+ Batters	18, at Princeton (4/29/09 - W, 9-0)
Struck out 18+ Batters	18, at Princeton (4/29/09 - W, 9-0)
A CORNELL TEAM ALLOWED...	
10+ Runs in a Game	<b>10, at #5 Wake Forest (3/5/23 - L, 3-10)</b>
15+ Runs in a Game	15, at Penn (4/17/22 - L, 6-15)
20+ Runs in a Game	21, at Coppin State (3/6/22 - L, 2-21)
25+ Runs in a Game	31, at UC Santa Barbara (3/25/04 - L, 3-31)
5+ Runs in an Inning	<b>5, at James Madison (2/24/23 - B4 - L, 5-11)</b>
6+ Runs in an Inning	11, at Penn (4/17/22 - L, 6-15)
7+ Runs in an Inning	11, at Penn (4/17/22 - L, 6-15)
8+ Runs in an Inning	11, at Penn (4/17/22 - L, 6-15)
9+ Runs in an Inning	11, at Penn (4/17/22 - L, 6-15)
10+ Runs in an Inning	11, at Penn (4/17/22 - L, 6-15)
A CORNELL TEAM DEFENSIVELY...	
Committed 5+ Errors in a Game	6, vs. Binghamton (4/20/22 - W, 10-9 - 10 inn.)
Committed 6+ Errors in a Game	6, vs. Binghamton (4/20/22 - W, 10-9 - 10 inn.)
Committed 7+ Errors in a Game	7, at Le Moyne (4/15/97 - L, 8-14)
Committed 8+ Errors in a Game	8, at Pacific (3/20/96 - L, 7-18)
Committed 9+ Errors in a Game	10, vs. Le Moyne (4/8/92 - G1 - L, 3-19)
Committed 10+ Errors in a Game	10, vs. Le Moyne (4/8/92 - G1 - L, 3-19)
Turned 3+ Double Plays in a Game	<b>3, at #5 Wake Forest (3/5/22 - L, 3-10)</b>
Turned 4+ Double Plays in a Game	4, vs. Penn (4/24/11 - G2 - L, 2-10)
No Errors in 3+ Straight Games	4 games (5/3/22 - 5/8/22)
No Errors in 4+ Straight Games	4 games (5/3/22 - 5/8/22)
A CORNELL TEAM...	
Played an Extra-Inning Game	vs. Binghamton (4/20/22 - W, 10-9 - 10 inn.)
Played a Top-25 Team	at #24 Maryland (3/13/22 - L, 5-12)
Swept a Doubleheader	vs. Yale (4/2/22 - W, 2-1; W, 12-9)
Swept a 3-Game Series	at Villanova (3/22/13 - 3/24/13)
Swept a 3-Game Ivy League Series	Not on record
Swept a 4-Game Series	at Maryland Eastern Shore (3/2/12 - 3/4/12)
Swept a 4-Game Ivy League Series	vs. Penn (4/23/05 - 4/24/05)
Swept in Doubleheader	vs. Columbia (4/30/22 - L, 3-7; L, 2-5)
Swept in 3-Game Series	<b>at James Madison (2/24/23 - 2/26/23)</b>
Swept in 3-Game Ivy League Series	vs. Columbia (4/30/22 - 5/1/22)
Swept in 4-Game Series	at Columbia (4/18/15 - 4/19/15)
Swept in 4-Game Ivy League Series	at Columbia (4/18/15 - 4/19/15)

Bold denotes occurred during 2023 season

THE LAST TIME...

A CORNELL INDIVIDUAL...

Scored 4+ Runs in a Game	4, Sam Kaplan, vs. Dartmouth (4/23/22 - G1 - W, 12-7)
Scored 5+ Runs in a Game	5, Will Simoneit, at Towson (4/5/17 - W, 24-17)
Recorded 4+ Hits in a Game	4, Sam Kaplan, vs. Dartmouth (4/23/22 - G1 - W, 12-7)
Recorded 5+ Hits in a Game	5, Will Simoneit, at Army (4/3/19 - W, 4-1)
Recorded 6+ Hits in a Game	6, Trey Baur, at Towson (4/5/17 - W, 24-17)
Recorded 2+ Doubles in a Game	<b>2, TJ Swidorski, at #5 Wake Forest (3/5/23 - L, 3-10)</b>
Recorded 3+ Doubles in a Game	3, Max Jensen, vs. Yale (4/2/22 - G2 - W, 12-9)
Recorded 2+ Triples in a Game	2, Sam Kaplan, vs. Dartmouth (4/23/22 - G1 - W, 12-7)
Recorded 3+ Triples in a Game	3, Steve Caputi, vs. Cortland (4/30/79 - W, 15-11)
Had a Multi-Home Run Game	2, Will Simoneit, vs. Penn (4/28/19 - W, 8-7)
Had a 3-Home Run Game	3, Dale Wickham, vs. Princeton (4/30/16 - W, 4-3)
Hit a Grand Slam	Ryan Ross, at Maryland (3/12/22 - L, 5-12)
Recorded 5+ RBI in a Game	5, Will Simoneit, vs. Penn (4/28/19 - W, 8-7)
Recorded 6+ RBI in a Game	6, Ellis Bitar, vs. Penn (4/21/18 - G1 - W, 10-9)
Recorded 7+ RBI in a Game	7, Adam Jacobs, at UNC Greensboro (3/20/07 - L, 12-13 - 10 inn.)
Recorded 8+ RBI in a Game	8, Ira Degenhardt, vs. Seton Hall (6/9/27 - W, 11-5)
Drew 3+ Walks in a Game	3, Ryan Ross, vs. Binghamton (4/20/22 - W, 10-9 - 10 inn.)
Drew 4+ Walks in a Game	4, Justin Taylor, at Baylor (2/23/19 - L, 3-10)
Drew 5+ Walks in a Game	5, Steve Caputi, at Hawai'i-Hilo (3/21/79 - W, 9-8)
Stole 2+ Bases in a Game	3, Ryan Porter, vs. Dartmouth (4/24/22 - L, 8-10)
Stole 3+ Bases in a Game	3, Ryan Porter, vs. Dartmouth (4/24/22 - L, 8-10)
Stole 4+ Bases in a Game	6, Tom D'Alessandro, at George Washington (3/9/14 - G2 - W, 8-1)
Stole 5+ Bases in a Game	6, Tom D'Alessandro, at George Washington (3/9/14 - G2 - W, 8-1)
Stole 6+ Bases in a Game	6, Tom D'Alessandro, at George Washington (3/9/14 - G2 - W, 8-1)
Hit by 2+ Pitches in a Game	2, Jason Apostle, vs. Columbia (4/30/22 - G2 - L, 2-5)
Hit by 3+ Pitches in a Game	3, Mickey Brodsky, vs. Harvard (4/8/08)
Recorded Walk-Off Win	Max Jensen (hit by pitch), vs. Binghamton (4/20/22 - W, 10-9 - 10 inn.)
Recorded Walk-Off Win on Batted Ball	Matt Barnhorst (sacrifice fly), vs. Yale (4/2/22 - G1 - W, 2-1)
Recorded Walk-Off Home Run	Will Simoneit (3-run), vs. Penn (4/28/19 - W, 8-7)
Recorded a 10-Game Hit Streak	11 games, Will Simoneit (2019)
Recorded a 15-Game Hit Streak	16 games, Brian Billigen (2012)
Recorded a 15-Game On-Base Streak	26 games, Adam Saks (2019)
Recorded a 20-Game On-Base Streak	26 games, Adam Saks (2019)
Recorded a 30-Game On-Base Streak	40 games, Nathan Ford (2009)
Recorded a 30-Game On-Base Streak	40 games, Nathan Ford (2009)

A CORNELL PITCHER...

Threw a 7-Inning No-Hitter	Connor Kaufmann, vs. Dartmouth (4/1/12 - W, 2-0)
Threw a 9-Inning No-Hitter	Larry Rafalski, vs. Hartwick (4/25/68 - W, 7-0)
Threw a Perfect Game	Gary Gronowski, vs. Oneonta (5/11/76 - W, 1-0) - 7-inning game
Threw a 7-Inning Complete Game	Tim Willittes, vs. Penn (4/22/17 - G1 - L, 0-5)
Threw a 7-Inning Complete Game Shutout	Brian McAfee, vs. Princeton (4/26/15 - G1 - W, 10-0)
Threw a 9-Inning Complete Game	Luke Yacinich, at Brown (5/7/22 - G1 - W, 3-0) - 111 pitches
Threw a 9-Inning Complete Game Shutout	Luke Yacinich, at Brown (5/7/22 - G1 - W, 3-0) - 111 pitches
Pitched 3+ Scoreless Innings of Relief	Kevin Cushing (4.1 IP), vs. Harvard (3/25/22 - G1 - L, 5-7) - 68 pitches
Pitched 3+ Hitless Innings of Relief	John Natoli (3.2 IP), at Columbia (3/24/19 - G1 - W, 4-3) - 50 pitches
Pitched 4+ Scoreless Innings of Relief	Kevin Cushing (4.1 IP), vs. Harvard (3/25/22 - G1 - L, 5-7) - 68 pitches
Struck out 10+ Batters	10, Justin Lewis, at Navy (3/4/17 - G2 - L, 7-8)
Struck out 11+ Batters	13, Tim Willittes, at Bucknell (3/19/16 - G2 - W, 5-2)
Struck out 12+ Batters	13, Tim Willittes, at Bucknell (3/19/16 - G2 - W, 5-2)
Struck out 13+ Batters	13, Tim Willittes, at Bucknell (3/19/16 - G2 - W, 5-2)
Struck out 14+ Batters	15, Chris Schutt, at Columbia (4/19/03)
Struck out 15+ Batters	15, Chris Schutt, at Columbia (4/19/03)

Bold denotes occurred during 2023 season

BIG RED TRENDS

CATEGORY	2023	UNDER PEPICELLI
Overall	0-6	75-126-1
Ivy League Opponents	0-0	38-65
Non-Conference Opponents	0-6	37-61-1
vs. Power 5 Opponent	0-1	2-21
vs. Non-Power 5 Opponent	0-5	35-40-1
Home	0-0	26-36-1
Away	0-4	45-84
Neutral	0-2	4-6
Day Games (before 5 p.m.)	0-6	72-120-1
Night Games (5 p.m. or later)	0-0	3-6
February	0-3	0-17
March	0-3	28-44
April	0-0	39-56-1
May	0-0	8-9
Scoring 0-2 Runs	0-2	7-60
Scoring 3-5 Runs	0-4	21-45-1
Scoring 6-9 Runs	0-0	26-20
Scoring 10-Plus Runs	0-0	21-1
Allowing 0-2 Runs	0-0	29-7
Allowing 3-5 Runs	0-1	28-27-1
Allowing 6-9 Runs	0-3	16-54
Allowing 10-Plus Runs	0-2	2-38
Leading after Six Innings	0-1	54-10
Trailing after Six Innings	0-4	17-107
Tied after Six Innings	0-1	4-9-1
Leading after Seven Innings	0-1	47-6
Trailing after Seven Innings	0-4	11-95
Tied after Seven Innings	0-1	6-7-1
Leading after Eight Innings	0-1	50-3
Trailing after Eight Innings	0-5	5-99
Tied after Eight Innings	0-0	7-6-1
Big Red with No Home Runs	0-2	36-83
Big Red Hit a Home Run	0-4	39-45-1
Hits One Home Run	0-3	26-36-1
Hits Multiple Home Runs	0-1	13-9
Big Red Are Errorless	0-1	26-31
Big Red Has an Error	0-5	49-95-1
Commits One Error	0-3	27-34-1
Commits Multiple Errors	0-2	22-61
Out-hit Opponent	0-0	58-15
Out-hit by Opponent	0-6	13-103-1
Hits are Equal	0-0	4-8
Big Red Scores First	0-4	48-42-1
Opponent Scores First	0-2	27-84
Extra-Inning Games	0-0	6-9-1
One-Run Games	0-0	21-25
Two-Run Games	0-1	13-21
Five-Plus-Run Games	0-3	17-58
Shutouts	0-0	6-15

Overall0-6

Home0-0

Away0-4

Neutral0-2

Ivy League0-0

2023 CORNELL BATTING STATISTICS

PLAYER	AVG	GP	GS	AB	R	H	2B	3B	HR	RBI	TB	SLG%	BB	HBP	SO	GDP	OB%	SF	SH	SB	ATT
15 Sam Kaplan	.250	6	6	24	2	6	3	0	0	2	9	.375	1	0	9	1	.280	0	0	1	1
40 Nathan Waugh	.250	5	5	16	3	4	0	0	1	2	7	.438	5	0	7	0	.429	0	0	0	0
7 Max Jensen	.211	6	6	19	1	4	0	0	0	2	4	.211	5	0	3	0	.360	1	0	1	1
2 Matt Barnhorst	.200	6	6	20	1	4	0	0	1	1	7	.350	1	1	7	1	.273	0	0	0	1
22 Jakobi Davis	.158	6	5	19	2	3	2	0	1	4	8	.421	5	0	7	1	.333	0	0	0	2
12 Ryan Porter	.136	6	6	22	2	3	1	0	0	0	4	.182	1	1	10	0	.208	0	0	1	1
1 John Quinlan	.429	4	2	7	2	3	0	0	1	4	6	.857	1	1	2	0	.500	1	0	0	1
18 TJ Swidorski	.400	3	3	10	3	4	2	0	1	2	9	.900	0	0	2	0	.400	0	1	0	0
6 Kyle Musser	.167	2	2	6	0	1	0	0	0	0	1	.167	0	0	3	1	.167	0	0	0	0
11 Wils Guy	.091	5	4	11	0	1	0	0	0	0	1	.091	2	0	1	0	.231	0	1	0	0
3 Ryan Ross	.083	5	4	12	2	1	0	0	1	3	4	.333	3	0	6	1	.267	0	0	0	0
4 Caden Wildman	.000	3	2	9	0	0	0	0	0	0	0	.000	0	0	7	0	.000	0	0	0	0
30 Joe Hollerbach	.000	2	2	5	2	0	0	0	0	0	0	.000	1	1	2	0	.286	0	0	0	0
25 Beck Urofsky	.000	2	1	3	0	0	0	0	0	0	0	.000	1	1	0	0	.400	0	0	0	0
13 Shane Russell	.000	2	0	3	0	0	0	0	0	0	0	.000	0	0	3	0	.000	0	0	0	0
TOTALS	.183	6	6	186	20	34	8	0	6	20	60	.323	26	5	69	5	.297	2	2	3	7
OPPONENTS	.279	6	6	183	48	51	8	0	8	41	83	.454	47	4	35	1	.432	2	2	17	21

2023 CORNELL PITCHING STATISTICS

PLAYER	ERA	W	L	APP	GS	CG	SHO	CBO	SV	IP	H	R	ER	BB	SO	2B	3B	HR	AB	BAA	WP	HBP	BK	SFA	SHA
32 Carson Mayfield	2.57	0	0	3	0	0	0	0	0	7.0	8	6	2	1	7	1	0	2	29	.276	0	0	0	1	1
34 Von Baker	5.59	0	1	2	2	0	0	0	0	9.2	9	7	6	8	9	1	0	0	33	.273	1	2	0	0	0
28 Spencer Edwards	6.14	0	0	3	0	0	0	0	0	7.1	5	5	5	6	4	1	0	0	26	.192	0	0	0	0	0
19 Noah Keller	8.22	0	1	2	2	0	0	0	0	7.2	7	8	7	9	6	1	0	1	29	.241	0	0	0	0	0
20 Ethan Hamill	9.00	0	2	2	2	0	0	0	0	7.0	9	7	7	7	3	1	0	3	26	.346	0	1	0	1	0
12 Ryan Porter	0.00	0	0	1	0	0	0	0	0	0.2	0	0	0	0	1	0	0	0	2	.000	0	0	0	0	0
45 August Biben	0.00	0	0	1	0	0	0	0	0	0.1	1	0	0	1	0	0	0	0	2	.500	0	1	2	0	0
5 Chris Ellison	2.70	0	0	3	0	0	0	0	0	3.1	2	2	1	3	1	0	0	0	12	.167	0	0	0	0	0
16 Will Long	13.50	0	0	2	0	0	0	0	0	1.1	1	2	2	3	1	1	0	0	4	.250	2	0	0	0	1
25 Beck Urofsky	20.25	0	2	4	0	0	0	0	0	4.0	9	9	9	7	2	2	0	2	19	.474	0	0	0	0	0
9 Story Kimura	54.00	0	0	1	0	0	0	0	0	0.1	0	2	2	2	1	0	0	0	1	.000	1	0	0	0	0
TOTALS	7.58	0	6	6	6	0	0	0	0	48.2	51	48	41	47	35	8	0	8	183	.279	4	4	2	2	2
OPPONENTS	3.33	6	0	6	6	0	0	0	1	54.0	34	20	20	26	69	8	0	6	186	.183	5	5	0	2	2

2023 INDIVIDUAL AND TEAM GAME HIGHS

INDIVIDUAL GAME HIGHS

BATTING

At-Bats	5, (2x), Last: Jakobi Davis & Ryan Porter, at James Madison (2/26)
Runs Scored	1, (20x), Last: John Quinlan, Ryan Porter, & TJ Swidorski, vs. Purdue Fort Wayne (3/4)
Hits	2, (4x), Last: TJ Swidorski, at #5 Wake Forest (3/5)
Runs Batted In	3, (2x), Last: John Quinlan, vs. Purdue Fort Wayne (3/4)
Doubles	2, (2x), Last: TJ Swidorski, at #5 Wake Forest (3/5)
Triples	—
Home Runs	1, (6x), Last: John Quinlan, vs. Purdue Fort Wayne (3/4)
Walks Drawn	2, (3x), Last: Jakobi Davis, vs. Ball State (3/3)
Strikeouts	4, Jakobi Davis, at James Madison (2/26)
Sacrifice Bunts	1, (2x), Last: Wils Guy, vs. Ball State (3/3)
Sacrifice Flies	1, (2x), Last: John Quinlan, at #5 Wake Forest (3/5)
Stolen Bases	1, (3x), Last: Ryan Porter & Max Jensen, at James Madison (2/26)
Hit by Pitches	1, (5x), Last: John Quinlan & Ryan Porter, at #5 Wake Forest (3/5)
Caught Stealing	1, (4x), Last: John Quinlan, vs. Purdue Fort Wayne (3/4)

PITCHING

Innings Pitched	5.2, Von Baker, at James Madison (2/26)
Runs Allowed	6, (2x), Last: Von Baker, at #5 Wake Forest (3/5)
Earned Runs	6, Noah Keller, at James Madison (2/24)
Walks Issued	5, (3x), Last: Von Baker, at #5 Wake Forest (3/5)
Strikeouts	6, Von Baker, at James Madison (2/26)
Hits Allowed	5, (2x), Last: Von Baker, at #5 Wake Forest (3/5)
Doubles Allowed	1, (8x), Last: Will Long, at #5 Wake Forest (3/5)
Triples Allowed	—
Home Runs Allowed	2, (2x), Last: Ethan Hamill & Carson Mayfield, vs. Purdue Fort Wayne (3/4)
Wild Pitches	1, (4x), Last: Von Baker, Story Kimura, & Will Long, at #5 Wake Forest (3/5)
Hit Batsmen	1, (4x), Last: Von Baker, at #5 Wake Forest (3/5)

FIELDING

Putouts	8, (3x), Last: John Quinlan, at #5 Wake Forest (3/5)
Assists	5, (2x), Last: Matt Barnhorst, vs. Purdue Fort Wayne (3/4)
Errors	1, (9x), Last: John Quinlan, at #5 Wake Forest (3/5)
Passed Balls	1, Nathan Waugh, vs. Purdue Fort Wayne (3/4)

TEAM GAME HIGHS

BATTING

At-Bats	34, at James Madison (2/25)
Runs Scored	5, (2x), Last: at James Madison (2/26)
Hits	7, (3x), Last: at James Madison (2/26)
Runs Batted In	5, (2x), Last: at James Madison (2/26)
Doubles	2, (3x), Last: at #5 Wake Forest (3/5)
Triples	—
Home Runs	3, at James Madison (2/26)
Walks Drawn	6, (2x), Last: vs. Ball State (3/3)
Strikeouts	15, (2x), Last: at #5 Wake Forest (3/5)
Sacrifice Bunts	1, (2x), Last: vs. Ball State (3/3)
Sacrifice Flies	1, (2x), Last: at #5 Wake Forest (3/5)
Stolen Bases	2, at James Madison (2/26)
Hit by Pitches	2, (2x), Last: at #5 Wake Forest (3/5)
Caught Stealing	1, (4x), Last: vs. Purdue Fort Wayne (3/4)
Hit into Double Plays	2, at #5 Wake Forest (3/5)
Runners Left on Base	10, at James Madison (2/25)








PITCHING

Innings Pitched	8.2, at James Madison (2/26)
Hits Allowed	9, (3x), Last: at James Madison (2/26)
Runs Allowed	11, at James Madison (2/24)
Earned Runs	9, (2x), Last: at #5 Wake Forest (3/5)
Walks Issued	11, at #5 Wake Forest (3/5)
Strikeouts	8, at #5 Wake Forest (3/5)
Doubles Allowed	2, (3x), Last: vs. Ball State (3/3)
Triples Allowed	—
Home Runs Allowed	4, vs. Purdue Fort Wayne (3/4)
Wild Pitches	3, at #5 Wake Forest (3/5)
Hit Batsmen	1, (4x), Last: at #5 Wake Forest (3/5)








FIELDING

Putouts	26, at James Madison (2/26)
Assists	11, (2x), Last: vs. Purdue Fort Wayne (3/4)
Errors	4, at James Madison (2/24)
Passed Balls	1, vs. Purdue Fort Wayne (3/4)
Double Plays Turned	3, at #5 Wake Forest (3/5)








2023 GAME-BY-GAME BATTING STATISTICS

DATE	OPPONENT	AB	R	H	RBI	2B	3B	HR	TB	BB	IBB	SB	CS	HBP	SAC	SF	GDP	SO	PO	A	E	LOB	AVG
2/24	 at James Madison	33	5	7	5	2	0	1	12	6	0	1	0	1	0	1	1	8	24	11	4	9	.212
2/25	 at James Madison	34	2	7	2	1	0	1	11	5	0	0	1	0	0	0	1	8	24	8	2	10	.209
2/26	 at James Madison	32	5	7	5	0	0	3	16	3	0	2	1	2	1	0	0	13	26	7	1	6	.212
3/3	 vs. Ball State	27	2	2	2	1	0	0	3	6	0	0	1	0	1	0	0	10	24	9	1	4	.183
3/4	 vs. Purdue Fort Wayne	31	3	6	3	2	0	1	11	4	0	0	1	0	0	0	1	15	24	11	0	5	.185
3/5	 at Wake Forest	29	3	5	3	2	0	0	7	2	0	0	0	2	0	1	2	15	24	7	1	4	.183
 TOTALS		157	17	29	17	6	0	6	53	24	0	3	4	3	2	1	3	54	122	46	8	34	

2023 GAME-BY-GAME PITCHING STATISTICS

DATE	OPPONENT	IP	H	R	ER	BB	SO	2B	3B	HR	WP	BK	HBP	DP	IBB	SCORE	W	L	SV	ERA	WHIP	BB/9	SO/9
2/24	 at James Madison	8.0	9	11	8	9	4	0	0	1	1	2	1	0	0	5-11	0	1	0	9.00	2.25	10.13	4.50
2/25	 at James Madison	8.0	9	9	9	10	6	2	0	1	0	0	1	0	0	2-9	0	2	0	10.13	2.31	10.69	5.63
2/26	 at James Madison	8.2	9	7	6	7	7	2	0	1	0	0	1	0	0	5-7	0	3	0	8.39	2.15	9.49	6.20
3/3	 vs. Ball State	8.0	6	5	4	6	5	2	0	0	0	0	0	1	0	2-5	0	4	0	7.44	1.99	8.82	6.06
3/4	 vs. Purdue Fort Wayne	8.0	10	6	5	4	5	1	0	4	0	0	0	0	0	3-6	0	1	0	7.08	1.94	7.97	5.98
3/5	 at Wake Forest	8.0	8	10	9	11	8	1	0	1	3	0	1	3	0	3-10	0	6	0	7.58	2.01	8.69	6.47
 TOTALS		40.2	43	38	32	36	27	7	0	7	1	2	3	4	0	17-38	0	5	0				

GAME-BY-GAME INFORMATION

DATE	OPPONENT	TIME/ RESULT	CORNELL				OPPONENTS										Win	Loss	Save	TIME	ATT
			R	H	E	LOB	R	H	E	LOB	REC	IVY	POS								
2/24	 at James Madison	L, 5-11	5	7	4	9	11	9	2	9	0-1	—	—	Scully (1-0)	Keller (0-1)	◀ —				2:53	413
2/25	 at James Madison	L, 2-9	2	7	2	10	9	9	2	8	0-2	—	—	Murphy (1-0)	Hamill (0-1)	◀ —				2:50	188
2/26	 at James Madison	L, 5-7	5	7	1	6	7	9	0	7	0-3	—	—	Kleinfelter (1-0)	Urofsky (0-1)	◀ —				2:46	473
3/3	 vs. Ball State	L, 2-5	2	2	1	4	5	6	0	5	0-4	—	—	Hartlaub (1-2)	Urofsky (0-2)	◀ —				2:31	157
3/4	 vs. Purdue Fort Wayne	L, 3-6	3	6	0	5	6	10	0	6	0-5	—	—	Deany (1-1)	Hamill (0-2)	◀ Fine (1)				2:13	167
3/5	 at Wake Forest	L, 3-10	3	5	1	4	10	8	0	7	0-6	—	—	Hartle (3-0)	Baker (0-1)	◀				2:30	1,245
3/10	 at VCU	2 p.m.																			
3/11	 at VCU	2 p.m.																			
3/12	 at VCU	1 p.m.																			
3/18	 at George Mason	12 p.m.																			
3/18	 at George Mason	3 p.m.																			
3/19	 at George Mason	1 p.m.																			
3/25	 at Yale	11:30 a.m.																			
3/25	 at Yale	2:30 p.m.																			
3/26	 at Yale	12 p.m.																			
4/1	 at Columbia	11:30 a.m.																			
4/1	 at Columbia	2:30 p.m.																			
4/2	 at Columbia	12 p.m.																			
4/4	 ITHACA	3:30 p.m.																			
4/8	 BROWN	11:30 a.m.																			
4/8	 BROWN	2:30 p.m.																			
4/9	 BROWN	12 p.m.																			
4/11	 at Binghamton	6:30 p.m.																			
4/15	 at Harvard	11:30 a.m.																			
4/15	 at Harvard	2:30 p.m.																			
4/16	 at Harvard	12 p.m.																			
4/18	 BINGHAMTON	3:30 p.m.																			
4/22	 PRINCETON	11:30 a.m.																			
4/22	 PRINCETON	2:30 p.m.																			
4/23	 PRINCETON	12 p.m.																			
4/28	 PENN	11:30 a.m.																			
4/29	 PENN	2:30 p.m.																			
4/29	 PENN	12 p.m.																			
5/2	 at Binghamton	6:30 p.m.																			
5/6	 at Dartmouth	11:30 a.m.																			
5/6	 at Dartmouth	2:30 p.m.																			
5/7	 at Dartmouth	12 p.m.																			

## 2023 CORNELL BASEBALL TV / PHOTO ROSTER



1

**JOHN QUINLAN**  
C/OF | R/R | So. | 5'9" | 180  
Rancho Santa Margarita, Calif.



2

**MATT BARNHORST**  
INF/OF | R/R | Jr. | 6'0" | 195  
Ponte Vedra Beach, Fla.



3

**RYAN ROSS**  
INF | R/R | Sr. | 6'0" | 195  
Elmhurst, Ill.



4

**CADEN WILDMAN**  
OF | R/R | Fr. | 6'3" | 215  
Woodbury, Minn.



5

**CHRIS ELLISON**  
RHP | R/R | So. | 6'0" | 190  
Howell, N.J.



6

**KYLE MUSSER**  
OF | R/R | So. | 5'10" | 182  
Lititz, Pa.



7

**MAX JENSEN**  
INF | L/R | So. | 6'2" | 190  
Burke, Va.



8

**FRANCO ALONSO**  
INF | R/R | Sr. | 6'2" | 195  
Pasadena, Calif.



9

**STORY KIMURA**  
RHP | R/R | Jr. | 6'0" | 175  
Dallas, Texas



11

**WILS GUY**  
OF | R/R | Sr. | 5'10" | 165  
San Luis Obispo, Calif.



12

**RYAN PORTER**  
INF | R/R | So. | 6'0" | 185  
Houston, Texas



13

**SHANE RUSSELL**  
1B | R/R | Sr. | 6'2" | 220  
Matthews, N.C.



15

**SAM KAPLAN**  
OF | R/R | Sr. | 6'1" | 210  
Las Vegas, Nev.



16

**WILL LONG**  
RHP | R/R | So. | 6'0" | 170  
Great Falls, Va.



17

**WILLIAM STEPHENS**  
RHP | R/R | Jr. | 6'2" | 205  
Stone Mountain, Ga.



18

**TJ SWIDORSKI**  
INF | R/R | Fr. | 6'0" | 185  
Woodbury, Minn.



19

**NOAH KELLER**  
LHP | L/L | Fr. | 6'1" | 210  
Goodrich, Mich.



20

**ETHAN HAMILL**  
RHP | R/R | Fr. | 6'3" | 200  
Chester, Va.



21

**ELIJAH DIAZ**  
OF | L/L | Sr. | 5'8" | 181  
Bronx, N.Y.



22

**JAKOBI DAVIS**  
OF | L/L | So. | 6'4" | 210  
Sarasota, Fla.



23

**BRADEN MACK**  
C/RHP | R/R | Jr. | 6'2" | 210  
Woodbridge, Va.



25

**BECK UROFSKY**  
INF/RHP | R/R | Fr. | 6'4" | 225  
Silver Spring, Md.



26

**TOM CLANCY**  
RHP | R/R | So. | 6'1" | 190  
Westfield, N.J.



28

**SPENCER EDWARDS**  
LHP | L/L | Sr. | 6'3" | 190  
Rancho Santa Margarita, Calif.



30

**JOE HOLLERBACH**  
INF | R/R | Sr. | 6'3" | 215  
Orinda, Calif.




31

**JOHN GERFEN**  
LHP | R/L | Fr. | 6'0" | 195  
Brewster, N.Y.



32

**CARSON MAYFIELD**  
RHP | R/R | Fr. | 6'5" | 200  
Annandale, Va.



34

**VON BAKER**  
RHP | R/R | Jr. | 6'7" | 235  
St. Johnsville, N.Y.



36

**MATTHEW WALTERS**  
OF/RHP | R/R | Fr. | 5'11" | 195  
Granbury, Texas



37

**WILLIAM JAUN**  
1B/LHP | L/L | So. | 6'3" | 225  
Loveland, Ohio



40

**NATHAN WAUGH**  
C | R/R | Jr. | 6'5" | 230  
Placentia, Calif.



42

**JOSH SHEA**  
RHP | R/R | Fr. | 5'11" | 175  
Cortlandt Manor, N.Y.



45

**AUGUST BIBEN**  
RHP | R/R | Sr. | 6'0" | 230  
New York, N.Y.



24

**DAN PEPICELLI**  
Head Coach  
8th Season



14

**TOM FORD**  
Associate Head Coach  
15th Season



27

**JOHN TOPPA**  
Assistant Coach  
2nd Season



44

**JUSTIN DEVOID**  
Volunteer Assistant Coach  
1st Season