



MEN'S HOCKEY GAME NOTES

LYNAH RINK ► 536 CAMPUS ROAD, ITHACA, N.Y. 14853

CORNELLBIGRED.COM ► @CORNELLMHOCKEY ► @CORNELLSPORTS ► @ECACHOCKEY ► @IVYLEAGUE ► #YELLCORNELL



#6 CLARKSON
RECORD: 16-15-4 • 9-10-3 ECAC

FRI., MARCH 10, 2023 • 7:00 P.M. • LYNNAH RINK
GAME NO. 30 | TV: ESPN+ | RADIO: WHCU (870 AM, 97.7 FM)
148TH ALL-TIME MEETING • CORNELL LEADS, 70-58-19 (MORE INFO PG. 7)

#3 CORNELL
RECORD: 18-9-2 • 15-6-1 ECAC
USCHO: 12 • USA TODAY: 13



2022-23 SCHEDULE

DATE	OPPONENT	TV	TIME/SCORE
OCTOBER (0-2-0)			
10/15	OTTAWA (EXH.)	ESPN+	W, 5-1
10/20	GUELPH (EXH.)	ESPN+	W, 8-1
10/28	AT #19 MINN. DULUTH	NCHC.TV	L, 2-3
10/29	AT #19 MINN. DULUTH	NCHC.TV	L, 2-4
NOVEMBER (6-2-0, 4-2-0 ECAC)			
11/4	AT PRINCETON*	ESPN+	W, 3-1
11/5	AT #7 QUINNIPIAC*	ESPN+	L, 0-2
11/11	AT ST. LAWRENCE*	ESPN+	W, 5-1
11/12	AT CLARKSON*	ESPN+	L, 1-4
11/18	YALE*	ESPN+	W, 5-2
11/19	BROWN*	ESPN+	W, 5-1
11/22	SHU SACRED HEART	ESPN+	W, 2-1
THE FROZEN APPLE (NEW YORK, N.Y.)			
11/26	VS. #6 UCONN	ESPN+	W, 6-0
DECEMBER (2-1-1, 1-1-0 ECAC)			
12/2	#7 HARVARD*	ESPN+	L, 1-2 (OT)
12/3	DARTMOUTH*	ESPN+	W, 1-0
12/29	AIC	ESPN+	W, 8-4
12/30	AIC	ESPN+	T, 3-3 (SOW)
JANUARY (5-2-0, 5-1-0 ECAC)			
1/6	AT UNION*	ESPN+	W, 6-1
1/7	RPI*	ESPN+	W, 6-4
1/14	AT #7 BOSTON UNIV.	ESPN+	L, 3-4
1/20	#1 QUINNIPIAC*	ESPN+	W, 4-0
1/21	PRINCETON*	ESPN+	W, 3-2
1/27	AT DARTMOUTH*	ESPN+	W, 3-2
1/28	AT #10 HARVARD*	ESPN+	L, 2-6
FEBRUARY (5-2-1, 5-2-1 ECAC)			
2/3	RPI*	ESPN+	W, 3-1
2/4	UNION*	ESPN+	W, 10-1
2/10	COLGATE*	ESPN+	W, 3-2
2/11	AT COLGATE*	ESPN+	T, 4-4 (SOL)
2/17	CLARKSON*	ESPN+	L, 3-4
2/18	ST. LAWRENCE*	ESPN+	L, 0-1
2/24	AT BROWN*	ESPN+	W, 5-0
2/25	AT YALE*	ESPN+	W, 5-1
MARCH			
ECAC HOCKEY CHAMPIONSHIPS (ITHACA, N.Y.)			
3/10	CLARKSON	ESPN+	7 P.M.
3/11	CLARKSON	ESPN+	7 P.M.
3/12	CLARKSON	ESPN+	4 P.M.
ECAC HOCKEY CHAMPIONSHIPS (LAKE PLACID, N.Y.)			
3/17	SEMIFINALS	ESPN+	TBD
3/18	CHAMPIONSHIP	ESPN+	7:30 p.m.
* - Denotes ECAC Hockey contest			
Bold Red CAPS denotes home game			
All game times Eastern, subject to change			



PUCK DROP

The No. 12-ranked and No. 3-seeded Cornell men's hockey team welcomes the No. 6 seed Clarkson to Lynah Rink for a best-of-three-game quarterfinal series with one of four spots in the ECAC Hockey semifinal round in Lake Placid on the line.

LAST TIME OUT REWIND

Prior to having last weeked off thanks to being one of the top four seeds in this year's ECAC Hockey Championship, Cornell swept its trip to southern New England against Brown and Yale on Feb. 24 and 25.

Cornell posted a 5-0 shutout of Brown behind a two-goal performance by sophomore forward **SULLIVAN MACK** and a 14-save shutout by sophomore goaltender **IAN SHANE**.

The Big Red concluded regular-season action with a 5-1 victory over Yale at Ingalls Rink. Junior forward **KYLE PENNEY** tallied a three-point day (1-2-3) while five different Big Red players found the back of the net in the win.

FINAL WEEKLY AWARDS

Cornell junior forward **JACK O'LEARY** and sophomore goaltender **IAN SHANE** were on the receiving end of the final weekly awards from ECAC Hockey following the sweep of Brown and Yale.

O'Leary won the conference's Forward of the Week honors after registering four points on the weekend. He had a pair of two-point games against the Bears and Bulldogs, to become the third Cornell player to receive the award this season, joining freshman **DALTON BANCROFT** and senior **BEN BERARD**.

Shane made 35 saves in the pair of victories, generating a 0.50 goals-against average and a .972 save percentage (35-of-36). It marked the third time this season, and the sixth time in his career, he has been named ECAC Hockey's MAC Goaltending Goaltender of the Week.

IVY LEAGUE CHAMPS

Cornell claimed its 25th Ivy League title with its 5-1 win over Yale two weekends ago. The Big Red's 25 points (8-2-0) in Ancient Eight contests edged Harvard's 24 points (9-1-0).

It was the Big Red's first Ivy League title since 2019-20. The Big Red has claimed three of the last four Ancient Eight titles, joining the 2018-19 and 2019-20 squads.

The Big Red's 25 Ancient Eight titles are second among the six Ivy League schools that currently field programs. Harvard has the most (28), while Yale is in third with 15.

Since Princeton won the Ivy League in 2007-08, the trophy has only been in the possession of Cornell (six times), Yale (also six times), and Harvard (three times).

TAKE A BREAK!

With its 4-4 tie to Colgate on Feb. 11, Cornell clinched one of the coveted top-four seeds in this year's ECAC Hockey Championship.

Excluding 2020-21, Cornell has been a top-four seed in each of the last six tournaments that it has participated in.

In years Cornell has received a first-round bye, the Big Red has moved onto the semifinals in eight of the last nine instances (last year was the lone year it did not advance).

Since the adoption of the 12-team tournament format entering the 2002-03 campaign, Cornell has been a top-four seed in 16 of the 20 tournaments played.

IVY LEAGUE HISTORY

IVY LEAGUE TITLE HISTORY

Since first awarded following 1933-34 season

SCHOOL	TITLES	LAST
Harvard	28	2021-22
Cornell	24	2019-20
Yale	15	2015-16
Dartmouth	14	2006-07
Brown	7	2003-04
Princeton	4	2007-08

NOTE: Ivy League titles were not awarded between 1943-46 (World War II) and in 2020-21 (COVID-19 pandemic)

ECAC HOCKEY LEADERS

MOST TIMES BEING A TOP-FOUR SEED

Since Adoption of 12-Team Tournament in 2002-03

SCHOOL	TOP-4s
Cornell	16
Harvard	12
Quinnipiac, Union	8
Colgate, Yale	7
Clarkson	6
St. Lawrence	5
Princeton, RPI	2
Brown, Vermont	1

2022-23 CORNELL MEN'S HOCKEY ROSTER

NO	NAME (Pronunciation)	POS	YR	HT	WT	S/C	HOMETOWN	LAST TEAM	NHL
2	Peter Muzyka (mew-ZEE-kuh)	D	6-3	194	Sr.	L	Toronto, Ontario	New Mexico Ice Wolves (NAHL)	
3	Jack O'Brien	D	6-0	170	Fr.	L	White Rock, British Columbia	Nanaimo Clippers (BCHL)	
4	Hank Kempf (KEHM-ph)	D	6-2	200	So.	L	Wilmette, Ill.	Muskegon Lumberjacks (USHL)	
5	Sebastian Dirven	D	6-3	205	Sr.	L	Bainsville, Ontario	Central Illinois Flying Aces (USHL)	
7	Jimmy Rayhill	D	5-9	175	So.	R	New Hartford, N.Y.	Odessa Jackalopes (NAHL)	
8	Jack Lagerstrom (LAH-gher-strum)	D	6-2	177	Jr.	R	Edina, Minn.	Tri-City Storm (USHL)	
9	Jack O'Leary	F	5-7	162	Jr.	R	St. James, N.Y.	Cedar Rapids RoughRiders (USHL)	
10	Travis Mitchell 	D	6-3	207	Sr.	L	South Lyon, Mich.	Omaha Lancers (USHL)	
11	Sean Donaldson	F	5-11	180	Fr.	L	Vancouver, British Columbia	Nanaimo Clippers (BCHL)	
12	Tim Rego (REE-go)	D	6-0	172	Jr.	R	Mansfield, Mass.	Brooks Bandits (AJHL)	
13	Jack Malone	F	6-1	193	Sr.	R	Madison, N.J.	Youngstown Phantoms (USHL)	
15	Max Andreev  (on-DRAY-ev)	F	6-0	182	Sr.	L	Moscow, Russia	Central Illinois Flying Aces (USHL)	
16	Gabriel Seger (SEE-gher)	F	6-4	210	Jr.	L	Uppsala, Sweden	Union College (ECAC)	
17	Dalton Bancroft	F	6-3	200	Fr.	R	Madoc, Ontario	Trenton Golden Hawks (OJHL)	
18	Kyler Kovich	F	6-2	182	So.	L	Coquitlam, British Columbia	Tri-City Storm (USHL)	
19	Sullivan Mack	F	6-1	189	So.	L	Anchorage, Alaska	Salmon Arm Silverbacks (BCHL)	
20	Matt Stienburg  (STINE-burg)	F	6-2	195	Sr.	R	Halifax, Nova Scotia	St. Andrew's College (CISAA)	
21	Zach Tupker	F	6-1	197	Sr.	L	Collingwood, Ontario	Carleton Place Canadians (CCHL)	
22	Kyle Penney	F	6-1	204	Jr.	L	Lawrencetown, Nova Scotia	Chilliwack Chiefs (BCHL)	
23	Winter Wallace	F	6-3	215	Fr.	R	Boulder, Colo.	Youngstown Phantoms (USHL)	
24	Sam Malinski  (muh-lin-skee)	D	5-11	189	Sr.	R	Lakeville, Minn.	Bismarck Bobcats (NAHL)	
26	Ondrej Psenicka (ON-dray zeh-NEET-skuh)	F	6-6	211	So.	L	Praha, Czechia	Waterloo Black Hawks (USHL)	
27	Michael Suda (SOO-duh)	D	6-1	180	So.	L	Cheektowaga, N.Y.	Fargo Force (USHL)	
28	Nick DeSantis (dih-san-TISS)	F	5-9	155	Fr.	R	Collegeville, Pa.	Madison Capitols (USHL)	
29	Ben Berard	F	6-0	191	Sr.	L	Duncan, British Columbia	Powell River Kings (BCHL)	
30	Ian Shane	G	6-0	167	So.	L	Manhattan Beach, Calif.	Bismarck Bobcats (NAHL)	
33	Remington Keopple (KEH-pull)	G	6-2	190	Fr.	L	New Richmond, Wis.	Des Moines Buccaneers (USHL)	
34	Ryan McInchak (mick-IN-chack)	G	6-0	175	Jr.	L	Trenton, Mich.	American International College (AHA)	


















COACHING STAFF

Head Coach:	Mike Schafer (SHAY-fur)
Associate Head Coach:	Ben Syer (SIGH-er)
Assistant Coach:	Sean Flanagan
Volunteer Ast. Coach:	Mitch Stephens
Director of Hockey Ops:	Ben Russell
Athletic Trainer:	Ed Kelly
Equipment Manager:	Sean Schmidt

ROSTER BREAKDOWN BY CLASS

<u>FRESHMAN (6)</u>	<u>SOPHOMORE (7)</u>	<u>JUNIOR (6)</u>	<u>SENIOR (9)</u>
3 O'Brien	4 Kempf	8 Lagerstrom	2 Muzyka
11 Donaldson	6 Kovich	9 O'Leary	5 Dirven
17 Bancroft	7 Rayhill	12 Rego	10 Mitchell
23 Wallace	19 Mack	16 Seger	13 Malone
28 DeSantis	26 Psenicka	22 Penney	15 Andreev
33 Keopple	27 Suda	34 McInchak	20 Stienburg
	30 Shane		21 Tupker
			24 Malinski
			29 Berard

ROSTER BREAKDOWN BY STATE / PROVINCE / COUNTRY

 British Columbia	4	 Alaska	1	 New Jersey	1
 Ontario	4	 California	1	 Pennsylvania	1
 New York	3	 Colorado	1	 Russia	1
 Michigan	2	 Czechia	1	 Sweden	1
 Minnesota	2	 Illinois	1	 Wisconsin	1
 Nova Scotia	2	 Massachusetts	1		

CORNELL QUICK FACTS

GENERAL INFORMATION

Location	Ithaca, N.Y.
Enrollment (2022 Fall Undergraduate)	15,735
Founded	1865
Nickname	Big Red
School Colors	Cornelian Red (Pantone 187) and White
Conference	Ivy League / ECAC Hockey
President	Martha E. Pollack
Meakam*Smith Director of Athletics	Dr. Nicki Moore
Athletics Website	CornellBigRed.com
Ticket Office Phone	(607) 255-4247
Ticket Office Website	BigRedTix.com

HISTORY

Seasons of Hockey	106th
First Season	1900-01
All-Time Record (Win %)	1206-754-154 (.607)
Cleary Cup (ECAC Regular-Season Titles) (last)	11 (2020)
Ivy League Regular-Season Titles (last)	25 (2023)
Whitellaw Cup (ECAC Championships) (last)	12 (2010)
NCAA Tournament Appearances (last)	22 (2019)
Most Consecutive NCAA Appearances	4 (1967-70)
Frozen Four Appearances (last)	8 (2003)
National Championships	2 (1967, 1970)
NCAA Tournament Record (Win %)	19-25 (.432)

LYNAH RINK

Year Opened (Seasons)	1957
Capacity	4,267
All-Time Record (Win %)	600-229-70 (.706)
Under Mike Schafer (Win %)	271-104-45 (.699)

COACHING STAFF

Head Coach	Mike Schafer (Cornell '86)
Overall Record	517-280-105 (.631)
Record at Cornell	Same as above
Associate Head Coach	Ben Syer (Western Ontario '98)
Assistant Coach	Sean Flanagan (St. Lawrence '10)
Volunteer Assistant	Mitch Stephens (Geneseo '07)
Director of Hockey Operations	Ben Russell (Cornell '20)

2021-22 REVIEW

Overall Record	18-10-4
ECAC Hockey Record (Finish)	12-6-4 (4th)
Home Record	9-4-3
Road Record	8-6-1
Neutral Record	1-0-0
ECAC Hockey Championship	No. 4 seed / Quarterfinals
	Lost to Colgate in best-of-three series (2-1)
NCAA Tournament	Not selected
USCHO.com Poll Ranking (final)	Not ranked / RV
USA Today Poll Ranking (final)	Not ranked

2022-23 TEAM INFORMATION

Returners / Lost	20 / 10
Newcomers	8
Fr / So / Jr / Sr	6 / 7 / 6 / 9

COMMUNICATIONS



Jeremy Hartigan	
Associate Director of Athletics for Communications	
Marshall Haim	
Assistant Director of Athletic Communications (MIH)	
Phone (mobile)	(716) 465-4945
Email	mh2348@cornell.edu
Matthew Jensen	
Assistant Director of Athletic Communications	
Aaron Kelly	
Communications Coordinator	

Mailing Address	Cornell University Athletics
	Teagle Hall, 512 Campus Road, Ithaca, N.Y., 14853
Twitter / Instagram	@CornellSports
Facebook	/CornellSports



#YELLCORNELL

TALE OF THE TAPE


as of 3/8/23


		
Overall Record	16-15-4	18-9-2
60-Minute Record	15-12-8	18-8-3
Overtime Record	1-3-4	0-1-2
Shootout Record	1-3	1-1
Team Offense	2.86	3.59
National Rank	T-32nd	8th
Conf. Offense	2.73	3.55
Conf. Rank	5th	3rd
Team Defense	2.66	2.10
National Rank	22nd	4th
Conf. Defense	2.73	1.91
Conf. Rank	6th	2nd
Power Play Pct.	20.0%	27.7%
National Rank	32nd	3rd
Conf. Power Play Pct.	20.5%	32.4%
Conf. Rank	6th	1st
Penalty Kill Pct.	81.0%	80.4%
National Rank	28th	33rd
Conf. PK Pct.	83.3%	76.4%
Conf. Rank	3rd	11th


Faceoff Percentages


	CORNELL (54.0%; 5th)	W	L	PCT
16	Gabriel Seger	245	148	62.3
21	Zach Tupker	271	212	56.1
15	Max Andreev	226	207	52.2
13	Jack Malone	89	103	46.4
22	Kyle Penney	44	59	42.7
	CLARKSON (52.7%; 16th)	W	L	PCT
13	Mathieu Gosselin	387	295	56.7
14	Luke Mobley	142	110	56.3
44	Anthony Callin	206	171	54.6
19	Ellis Rickwood	83	89	48.3
26	Ryan Richardson	97	113	46.2


SO, WE MEET AGAIN...

 Cornell and Clarkson are meeting for the 34th time in an ECAC Hockey playoff setting this evening.

 The Big Red has not played any team more in postseason play than the Golden Knights, as Harvard is second with 24 postseason meetings.


 It is the first time the two Empire State programs are playing in the ECAC Hockey Championship since Cornell fell to the Golden Knights — who were ranked No. 9 nationally — 3-2 in overtime at the 2019 ECAC Hockey Championship game in Lake Placid, N.Y.

 Tonight's contest will be the 14th time in the last 15 playoff games against Clarkson in which Cornell is hosting the Golden Knights. The lone game not played at Lynah Rink came in the aforementioned 2019 ECAC Hockey Championship game.

 This weekend's series will be the third time that Cornell and Clarkson are playing in the quarterfinal between the No. 3 and No. 6 seeds. Clarkson won the first best-of-three series in 1988, but Cornell won in three games in 2017.

POINT SEGER

 Junior forward **GABRIEL SEGER** has recorded seven assists over his last five games. During the stretch, Seger has three multi-assist performances.

 The native of Uppsala, Sweden, has 21 assists on the season, which is tied with Harvard's Henry Thrun and Quinnipiac's Zach Metsa for the sixth-most by a player in ECAC Hockey.

 Seger's 21 assists are the most by a Cornell player since defenseman **YANNI KALDIS** recorded 24 helpers in 2018-19. Seger is the first Cornell forward with 20-plus assists since **GREG MILLER** registered 25 assists in 2010-11.

 Seger is the first Big Red player to log 20-plus assists in his first season donning Cornelian Red since **RILEY NASH** registered 20 assists in his freshman campaign in 2007-08.













All-Time vs. Clarkson (Playoffs)	21-11-1
in Ithaca, N.Y.	10-6
in Potsdam, N.Y.	2-2-1
Neutral Sites	9-3
1976 Quarterfinals (Potsdam)	1-0
1988 Quarterfinals (Ithaca)	1-2
1989 Quarterfinals (Potsdam)	1-0-1
2004 Quarterfinals (Ithaca)	1-2
2005 Quarterfinals (Clarkson)	2-0
2006 Quarterfinals (Ithaca)	2-0
2014 Quarterfinals (Ithaca)	2-1
2017 Quarterfinals (Ithaca)	2-1
2023 Quarterfinals (Ithaca)	0-0

ECAC HOCKEY LEADERS

ASSISTS LEADERS

This Season

PLAYER	GP	AST	AVG.
 Colin Graf	34	30	0.88
 Sean Farrell	29	29	1.00
 Ayrton Martino	34	28	0.82
 Sam Lipkin	32	22	0.69
 Nick Anderson	34	22	0.65
 Gabriel Seger	25	21	0.84
 Henry Thrun	28	21	0.75
 Zach Metsa	33	21	0.64
 Alex Laferriere	29	20	0.69
 John Prokop	34	19	0.56

NCAA RANKINGS

DCU / USCHO.com Poll (as of 3/6/23)

Bold denotes Cornell opponent in 2022-23

TEAM	Record	Last	Pts
1. Minnesota (38)	25-8-1	1	988
2. Quinnipiac (12)	28-3-3	2	955
3. Denver	28-8-0	3	906
4. Michigan	22-11-3	4	820
5. Boston University	24-10-0	7	760
6. Harvard	21-6-2	5	754
7. Western Michigan	23-12-1	8	685
8. St. Cloud State	20-11-3	6	663
9. Ohio State	20-14-3	9	605
10. Michigan Tech	24-9-4	11	517
11. Penn State	21-15-1	10	510
12. Cornell	18-9-2	12	447
13. Minnesota State	23-12-1	13	436
14. Merrimack	21-12-1	16	300
15. Northeastern	17-12-5	15	242
16. Alaska	22-10-2	18	237
17. Omaha	18-13-3	14	189
18. Michigan State	18-17-2	20	170
19. UConn	20-11-3	17	169
20. RIT	24-11-1	RV	56

Receiving votes: Notre Dame (41), North Dakota (27), UMass Lowell (16), Boston College (4), Northern Michigan (3)

USA Today/USA Hockey Magazine Poll (as of 3/6/23)

Bold denotes Cornell opponent in 2022-23

TEAM	Record	Last	Pts
1. Minnesota (29)	25-8-1	1	675
2. Quinnipiac (5)	28-3-3	2	640
3. Denver	28-8-0	3	621
4. Michigan	22-11-3	4	563
5. Harvard	21-6-2	5	527
6. Boston University	24-10-0	7	521
7. St. Cloud State	20-11-3	6	461
8. Western Michigan	23-12-1	8	441
9. Ohio State	20-13-3	9	416
10. Michigan Tech	24-9-4	11	352
11. Penn State	21-15-1	10	343
12. Minnesota State	23-12-1	12	307
13. Cornell	18-9-2	13	297
14. Merrimack	21-12-1	15	212
15. Alaska	22-10-2	19	169
16. Northeastern	17-12-5	16	154
17. Michigan State	18-17-3	20	147
18. Omaha	18-13-3	14	99
19. UConn	20-11-3	18	88
20. Notre Dame	16-16-5	17	38

Receiving votes: RIT (31), North Dakota (32), UMass Lowell (9), Northern Michigan (1)

SAM'S THE MAN

Senior defenseman **SAM MALINSKI** is tied with Colgate's Nick Anderson for the fourth-most points by a blueliner this season. The 25 points (eight goals, 17 assists) is two off from matching Quinnipiac's Zach Metsa for the lead in ECAC Hockey.

Malinski's 25 points are the most by a Cornell defenseman since **YANNI KALDIS'** 25 points (5-20-25) in 2019-20.

With his next point, Malinski would have the most points by a Cornell blueliner since Kaldis' 28-point season in 2018-19 (four goals, 24 assists).

Earlier this season, Malinski recorded at least one point in 10 straight games, tying former NHLer **MATT MOULSON** for the

second longest point streak by a Cornell player in the **MIKE SCHAFER** era, dating back to the 1995-96 season.

The 10-game point streak is the second-longest by a Division I defenseman this season, trailing Boston University freshman blueliner Lane Hutson for the lead (11). Hutson had 19 points (three goals, 16 assists) during his streak, while Malinski had 20 points (seven goals, 13 assists).

'SPECIAL' IN SPECIAL TEAMS

Cornell currently has the third-best power play nationally as the Big Red is converting at a 27.7 percent clip. North Dakota paces the nation at 28.6 percent clip, while Minnesota State is slightly ahead of the Big Red at 27.8 percent.

Following Cornell's six power-play goals scored against Union on Feb. 4, the Big Red has scored on just one of its last 16 power-play opportunities (6.3 percent).

Despite the recent low conversion rate, the Big Red has scored a power-play goal in nine of its last 16 games, converting on 34.0 percent of its chances (18-of-53).

RANKING IN THE TOP 10

Cornell is one of five programs currently ranking in the top 10 in both scoring offense and scoring defense. Of the five programs, three of them are ECAC Hockey programs, joined by Quinnipiac and Harvard - who are the respective No. 1 and No. 2 seeds in this year's ECAC Hockey Championship.

The Big Red has the eighth-highest scoring offense with a 3.59 goals-per-game average this season and has the fourth-best scoring defense, averaging 2.10 goals allowed per contest.

NONE SHALL PASS...

Cornell enters this weekend boasting one of the nation's top scoring defenses. The Big Red has yielded 61 goals allowed so far this year, which is the second-fewest by a Division I program this season, trailing ECAC Hockey rival Quinnipiac (55).

Historically, Cornell has boasted one of the nation's stingiest defensive units in Division I hockey. The Big Red has ranked in the top-10 in scoring defense in each of its last five seasons of competition. Since the 2016-17 season, Cornell has yielded 384 goals against which stands as the fewest by a Division I team in the span.

SHANE'S WORLD

Sophomore goaltender **IAN SHANE** has had a strong season for Cornell, posting a 1.86 goals-against average that ranks third nationally and second in ECAC Hockey behind Quinnipiac's Yaniv Perets' nation-leading 1.61 average.

Shane was nominated for the Mike Richter Award and is Cornell's lone nominee for the Hobey Baker Memorial Award.

Despite not being named a semifinalists for the Richter Award, Shane was the first Cornell goaltender named to the Richter Award watch list in consecutive years since **MATTHEW GALAJDA** in 2018-19 and 2019-20.

ECAC HOCKEY LEADERS

DEFENSEMEN POINT LEADERS

This Season

PLAYER	GP	G	A	PTS
Zach Metsa	33	6	21	27
Henry Thrun	28	5	21	26
Luc Salem	34	10	16	26
Sam Malinski	29	8	17	25
Nick Anderson	34	3	22	25
John Prokop	34	4	19	23
Noah Beck	34	5	17	22

NCAA LEADERS

DIVISION I POWER PLAY LEADERS

This Season (as of 3/8/23)

SCHOOL	PPG	OPP	PP%
North Dakota	42	147	28.6%
Minnesota State	40	144	27.8%
Cornell	26	94	27.7%
St. Cloud State	37	140	26.4%
UMass	24	91	26.4%
Denver	44	167	26.3%
Minnesota	29	116	25.0%

TOP-10 SCORING OFFENSE AND DEFENSES

This Season (as of 3/8/23)

SCHOOL	OFF	RK	DEF	RK
Quinnipiac	3.97	4	1.62	1
Cornell	3.59	8	2.10	4
Denver	3.81	6	2.19	6
Minnesota	4.09	1	2.26	7
Harvard	3.76	7	2.34	9

TOP SCORING DEFENSES

This Season (as of 3/8/23)

SCHOOL	GP	GA	AVG
Quinnipiac	34	55	1.62
Minnesota State	36	73	2.03
Michigan Tech	37	76	2.05
Cornell	29	61	2.10
Alaska	34	74	2.18
Denver	36	79	2.19
Minnesota	34	77	2.26
UMass Lowell	34	79	2.32

LOWEST GOALS-AGAINST AVERAGE

This Season (as of 3/8/23)

GOALTENDER	MIN	GA	GAA
Yaniv Perets	1971:20	51	1.55
Keenan Rancier	1602:01	48	1.80
Ian Shane	1551:41	48	1.86
Blake Pietila	2055:17	67	1.96
Justen Close	1812:56	60	1.99
Matt Radomsky	1993:27	68	2.05

PAIRWISE RANKINGS

NCAA PAIRWISE RANKINGS (as of 3/8/23)			
Bold denotes Cornell opponent in 2022-23			
TEAM	RECORD	PCW	RPI
1. Minnesota	25-8-1	60	.6039
2. Quinnipiac	28-3-3	59	.5954
3. Denver	28-8-0	58	.5828
4. Michigan	22-11-3	57	.5704
5. Boston University	24-10-0	56	.5647
6. Harvard	21-6-2	55	.5598
7. St. Cloud State	20-11-3	54	.5580
8. Penn State	21-15-1	52	.5555
8. Western Michigan	23-12-1	52	.5555
10. Ohio State	20-14-3	51	.5547
11. Michigan Tech	24-9-4	50	.5530
12. Minnesota State	23-12-1	49	.5421
13. Alaska	22-10-2	48	.5421
14. Cornell	18-9-2	46	.5414
14. Merrimack	21-12-1	46	.5375
16. Michigan State	18-17-2	45	.5361
17. Northeastern	17-12-5	43	.5339
18. Omaha	18-13-3	42	.5333
18. Notre Dame	16-16-5	42	.5319
18. UConn	20-11-3	42	.5284
21. RIT	24-11-1	40	.5260
21. North Dakota	16-13-6	40	.5256
23. Minnesota Duluth	15-18-1	39	.5166
24. Boston College	13-15-6	36	.5115
24. UMass Lowell	17-14-3	36	.5095
26. Providence	14-13-7	35	.5068
26. Maine	15-15-5	35	.5029
28. Northern Michigan	20-16-0	33	.5028
29. UMass	13-16-5	32	.5023
30. St. Lawrence	17-17-0	31	.4981
31. Clarkson	16-15-0	30	.4983
32. Niagara	18-16-3	28	.4960
32. Colgate	15-15-5	28	.4890
34. Bemidji State	14-17-5	27	.4884
35. Wisconsin	13-23-0	26	.4878
35. AIC	18-14-7	26	.4876
37. Ferris State	14-18-4	24	.4855
38. Bowling Green	15-19-2	23	.4862
39. Arizona State	16-21-0	22	.4797
40. Colorado College	10-21-3	21	.4799
41. Sacred Heart	17-17-3	20	.4775
42. Union	14-19-2	19	.4775
43. Princeton	13-17-0	18	.4768
44. Miami	8-22-4	17	.4701
45. Canisius	17-17-3	16	.4738
46. New Hampshire	11-20-3	14	.4663
46. Brown	9-18-3	14	.4649
48. Holy Cross	15-19-3	13	.4658
49. St. Thomas	11-23-2	12	.4649
49. Vermont	10-19-5	12	.4598
51. RPI	14-20-1	10	.4586
52. Alaska-Anchorage	7-19-0	8	.4571
53. Yale	8-18-4	7	.4530
53. Army	14-19-4	7	.4517
55. Mercyhurst	10-23-3	6	.4458
55. Bentley	11-21-2	6	.4452
57. Lake Superior State	9-25-2	4	.4427
58. Long Island	7-20-1	3	.4409
58. Air Force	12-22-2	3	.4363
60. Lindenwood	5-21-0	1	.4237
60. Dartmouth	5-24-1	1	.4234

ECAC HOCKEY STANDINGS AND BRACKET

ECAC HOCKEY												OVERALL					
OPPONENT	PTS	GP	W	L	T	OW	OL	SW	GF	GA		GP	W	L	T	GF	GA
Quinnipiac	60	22	20	2	0	0	0	0	87	30		34	28	3	3	135	55
Harvard	49	22	18	4	0	5	0	0	86	48		29	21	6	2	109	68
Cornell	47	22	15	6	1	0	1	0	78	42		29	18	9	2	104	61
St. Lawrence	37	22	12	10	0	1	2	0	56	58		34	17	17	0	83	95
Colgate	36	22	11	8	3	4	1	3	71	58		35	15	15	5	100	90
Clarkson	31	22	9	10	3	0	1	0	60	60		35	16	14	4	100	93
RPI	26	22	9	13	0	2	1	0	52	74		35	14	20	1	84	115
Union	26	22	8	13	1	0	0	1	45	68		35	14	19	2	86	117
Princeton	26	22	8	14	0	0	2	0	57	73		30	13	17	0	87	100
Yale	22	22	6	14	2	0	1	1	35	62		30	8	18	4	55	85
Brown	20	22	5	14	3	0	1	1	41	69		30	9	18	3	65	91
Dartmouth	16	22	4	17	1	0	2	1	44	70		30	5	24	1	64	106

FIRST ROUND March 3-4		QUARTERFINALS (Best-of-three format) March 10-12		SEMIFINALS March 17		ECAC HOCKEY CHAMPIONSHIP March 18	
SCHOOL	SCHOOL	SCHOOL	SCHOOL	SCHOOL	SCHOOL	SCHOOL	SCHOOL
9) Princeton	6	1) Quinnipiac					
8) Union	4	10) Yale					
10) Yale	4	2) Harvard		Highest seed			
7) RPI	1	9) Princeton		Lowest seed		Semifinal winner	
11) Brown	1	3) Cornell		2nd highest seed		Semifinal winner	
6) Clarkson	5	6) Clarkson		2nd lowest seed			
12) Dartmouth	3	4) St. Lawrence					
5) Colgate	5	5) Colgate					

BLANKING TOP-10 FOES

Sophomore goaltender **IAN SHANE** is one of three goaltenders at the Division I level to record a pair of shutouts against opponents ranked who were ranked in the top 10 of the USCHO.com poll at the time of the shutout.

Joining Shane in the rare feat this season is Wisconsin's Jared Moe, who shutout Minnesota Duluth (Oct. 22) and Ohio State (Jan. 20), as well as St. Cloud State's Jaxon Castor, who did so against Minnesota (Jan. 7) and Denver (Jan. 21).

Quinnipiac's Yaniv Perets, Maine's Victor Ostman, UMass' Luke Pavichich, Miami's Ludvig Persson, Minnesota's Justen Close, Minnesota State's Alex Tracy, Omaha's Simon Latkoczy and Jake Kucharski, and Penn State's Liam Souliere have posted shutouts against top-10 opponents this year.

OFFENSIVE DOMINANCE

Cornell has excelled in the opening 40 minutes of games this season, outscoring its opponents 78-41, good for a plus-37 goal advantage.

In comparison, Cornell has only outscored its opponents by seven goals, 26-19, in the final period of regulation.

The Big Red outscored Brown and Yale, 5-1, in the final 20 minutes in its final pair of regular-season games.

Since the Big Red's 6-0 victory over UConn at the Frozen Apple on Nov. 26 at Madison Square Garden, the Big Red has outscored its opponents in the first two periods by 33 goals in the first two periods, 61-28.

Not only has Cornell been scoring a lot of over the opening 40 minutes of play, the Big Red has been generated many more shots on goal than its opponents. Cornell has a plus-219 advantage in shots on goal (609-390). In the final period of regulation, the Big Red has a plus-63 advantage in shots (260-197), leading to an overall plus-282 edge in shots on goal (875-591).

NCAA LEADERS

MULTIPLE SHUTOUTS OVER TOP-10 OPPONENTS This Season		
PLAYER	DATE	OPPONENT
Jared Moe	10/22/22	Minnesota Duluth
	1/20/23	Ohio State
Ian Shane	11/26/22	UConn
	1/21/23	Quinnipiac
Jaxon Castor	1/7/23	Minnesota
	1/21/23	Denver

STAT BREAKDOWN

GOALS SCORED BY PERIOD This Season				
TEAM	1ST	2ND	3RD	
Cornell	38	40	26	
Opponents	20	21	19	+7

SHOTS ON GOAL BY PERIOD This Season				
TEAM	1ST	2ND	3RD	
Cornell	299	310	260	
Opponents	196	194	197	+63

SEASON RANKS



2022-23 TEAM STATISTICS (as of 3/8/23)

	STAT	NCAA	ECAC
FACEOFF WIN PCT	54.0%	5th	2nd
PENALTY KILL PCT	80.4%	33rd	8th
POWER-PLAY PCT	27.7%	3rd	1st
SCORING DEFENSE	2.10	4th	2nd
SCORING MARGIN	+1.48	4th	2nd
SCORING OFFENSE	3.59	8th	3rd
TOTAL ASSISTS	180	24th	3rd
PIM PER GAME	9.07	48th	10th
TOTAL POINTS	284	24th	3rd
TOTAL PIM	263	58th	10th
POWER-PLAY GOALS	26	25th	3rd
SHORT-HANDED GOALS	1	50th	10th
WIN PERCENTAGE	.655	9th	3rd

INDIVIDUAL LEADERS (as of 3/8/23)

	STAT	NCAA	ECAC
ASSISTS PER GAME			
Gabriel Seger	0.84	9th	3rd
FACEOFFS WON			
Zach Tupker	271	67th	12th
GOALTENDER WIN PERCENTAGE			
Ian Shane	.673	13th	3rd
GOALS-AGAINST AVERAGE			
Ian Shane	1.86	3rd	2nd
POINTS PER GAME			
Gabriel Seger	1.08	26th	6th
Ben Berard	0.93	51st	11th
SAVE PERCENTAGE			
Ian Shane	.908	45th	7th
SHUTOUTS			
Ian Shane	4	8th	2nd

IN THE RANKINGS

Date	Pairwise	USCHO	USA Today
Preseason	N/A	19 (118)	19 (85)
Sept. 26	N/A	—	19 (85)
Oct. 3	N/A	19 (106)	19 (96)
Oct. 10	N/A	19 (115)	19 (95)
Oct. 17	N/A	20 (87)	19 (101)
Oct. 24	N/A	20 (106)	20 (106)
Oct. 31	N/A	RV (12)	RV (13)
Nov. 7	N/A	RV (1)	RV (7)
Nov. 14	N/A	NR	NR
Nov. 21	N/A	RV (1)	NR
Nov. 28	N/A	RV (29)	RV (34)
Dec. 5	19	RV (41)	20 (42)
Dec. 12	18	RV (51)	20 (63)
Dec. 19	17	RV (51)	RV (53)
Jan. 2	17	18 (123)	17 (115)
Jan. 9	11	15 (311)	14 (258)
Jan. 16	14	16 (293)	12 (259)
Jan. 23	10	11 (441)	11 (365)
Jan. 30	11	11 (448)	11 (316)
Feb. 6	12	11 (505)	11 (334)
Feb. 13	10	11 (518)	11 (354)
Feb. 20	14	13 (370)	13 (234)
Feb. 27	13	12 (441)	13 (287)
March 6	14	12 (447)	13 (297)

Pairwise not acknowledged until December due to small sample size

JOINING RARE COMPANY

With his penalty shot goal in the Big Red's victory over RPI on Jan. 7, senior forward **ZACH TUPKER** joined an rare group of Big Red players in scoring on a penalty shot while donning the Cornellian Red and White.

Tupker became the first Cornell player to score on a penalty shot since **ALEX RAUTER** on Nov. 26, 2016, against New Hampshire at Madison Square Garden.

The goal by Tupker marked just the third time a Cornell player has scored on penalty shot over the last 37 years, joining Rauter and **JOE NIEUWENDYK** (Feb. 27, 1987 vs. RPI).

SCHAFER REACHES MILESTONE

MIKE SCHAFER '86, the Jay R. Bloom '77 Head Coach of Men's Hockey, reached a historic milestone on Nov. 4 in the Big Red's 3-1 win at Princeton when he logged his 500th career head coaching victory.

One of 21 coaches to reach the milestone, Schafer is the eighth active head coach — fourth Division I coach — to register 500 career coaching victories. The other Division I coaches include Rand Pecknold of Quinnipiac (609), Mercyhurst's Rick Gotkin (598), and Notre Dame's Jeff Jackson (574).

With his next victory, Schafer will earn his 518th career win, which would tie him with former women's polo coach **DAVE ELDREDGE** for the third-most wins in Cornell history by a head coach in one sport. He currently trails **DICK BLOOD** (softball — 623) and **TED THOREN** (baseball — 541).

FRESH(MAN) HAT TRICK

With his hat trick against UConn at Madison Square Garden on Nov. 26, freshman **DALTON BANCROFT** became the 16th Cornell freshman to log a hat trick since first-year players were eligible to play in 1975-76.

Bancroft joined **ROY KERLING** and **BROCK TREDWAY** (1977-78), **DUANNE MOESER** and **PETE NATYSHAK** (1982-83), **JOE NIEUWENDYK** (1984-85), **CHRIS GRENIER** (1985-86), **CASEY JONES** (1986-87), **TRENT ANDISON** (4 goals in 1987-88), **VINCENT AUGER** (1993-94), **RYAN SMART** (1994-95), **KYLE KNOPP** (1995-96), **MATT MOULSON** (2002-03), **JEFF MALOTT** (2016-17), **KYLE BETTS** (2017-18), and **BEN BERARD** (2019-20).

It was just the second hat trick by a Cornell player in program history at Madison Square Garden, joining **DICK BERTRAND**, who later became head coach of the Big Red, against St. Lawrence on Dec. 23, 1969.

With another hat trick this year, Bancroft would be the sixth Cornell freshman with multiple hat tricks, joining **JOE NIEUWENDYK**, **BROCK TREDWAY**, **ROY KERLING**, **DUANNE MOESER**, and **RYAN SMART**.

ECAC PRESEASON POLL

ECAC Hockey announced Sept. 21 during its annual Media Day that Cornell was slated to finish fourth in its preseason poll.

Finishing ahead of the Big Red was Quinnipiac, who was dubbed the preseason favorite after finishing with eight first-place votes and a 118-point total. Harvard received the remaining four first-place votes, finishing with 109 points. Clarkson was the only other team ahead of Cornell with 105 points.

Cornell followed Clarkson with 90 points, while Colgate finished in fifth with 77 points. RPI (70), St. Lawrence (57), Union (45), Dartmouth (43), Yale (32), Brown (26), and Princeton (20) rounded out the poll.

CORNELL HISTORY

GOALS SCORED ON PENALTY SHOTS

Cornell Program History

PLAYER	DATE	OPPONENT
Carlo Ugolini	1/20/73	Toronto
Brock Tredway	1/17/79	Clarkson
Len Jankowski	2/24/79	Northeastern
Joe Nieuwendyk	2/27/87	RPI
Alex Rauter	11/26/16	vs. UNH
Zach Tupker	1/7/23	at RPI

NCAA LEADERS

MOST CAREER HEAD COACHING VICTORIES

Active Division I Head Coaches (as of 3/8/23)

COACH	W	L	T	W%
Rand Pecknold	609	336	103	.630
Rick Gotkin	598	503	103	.539
Jeff Jackson	574	299	96	.642
Mike Schafer	517	280	105	.631
Frank Serratore	487	509	107	.490
Bob Daniels	487	580	112	.461
Don Vaughan	468	503	123	.484
Scott Sandelin	443	366	96	.543
Wayne Wilson	433	301	78	.581

HONOR ROLL

Date	Player	Award / Watch List
Nov. 21	Sean Donaldson	ECAC Rookie of the Week
Nov. 28	Dalton Bancroft	ECAC Forward of the Week
	Dalton Bancroft	ECAC Rookie of the Week
Dec. 5	Ian Shane	MAC Goaltending Goaltender of the Week
Jan. 4	Nick DeSantis	ECAC Rookie of the Week
Jan. 9	Ben Berard	ECAC Forward of the Week
	Nick DeSantis	ECAC Rookie of the Week
Jan. 12	Ian Shane	2023 Mike Richter Award Watch List
Jan. 19	Ian Shane	2023 Hobey Baker Award Nominee
Jan. 23	Sam Malinski	ECAC Defender of the Week
	Ian Shane	MAC Goaltending Goaltender of the Week
	Dalton Bancroft	ECAC Rookie of the Week

Date	Player	Award
Feb. 6	Sam Malinski	ECAC Defender of the Week
	Dalton Bancroft	ECAC Rookie of the Week
Feb. 8	Sam Malinski	ECAC Defender of the Month (Jan.)
Feb. 9	Dalton Bancroft	Tim Taylor Award Watch List
Feb. 13	Nick DeSantis	ECAC Rookie of the Week
Feb. 27	Jack O'Leary	ECAC Forward of the Week
	Ian Shane	MAC Goaltending Goaltender of the Week
March 6	Travis Mitchell	ECAC Co-Defender of the Month (Feb.)
March 7	Travis Mitchell	ECAC Scholar-Athlete Award Finalist
March 8	Travis Mitchell	ECAC Defensive Defenseman Award Finalist
March 9	Zach Tupker	ECAC Defensive Forward Award Finalist

SERIES HISTORY



AT



ALL-TIME SERIES

CORNELL LEADS, 70-58-19

Ithaca, N.Y. (Lynah Rink)	40-25-6 (39-20-5)
Potsdam, N.Y. (Cheel Arena)	17-26-12 (9-15-9)
Under Mike Schafer	42-21-11

MOST GOALS - CORNELL

Ithaca	11
... COR, 11-8 (1/19/1977)	
Potsdam	10 (twice)
... Last: COR, 10-2 (1/18/1978)	

MOST GOALS - CLARKSON

Ithaca	10
... CGK, 10-4 (1/17/1979)	
Potsdam	14
... CGK, 14-6 (1/16/80)	

GAME-BY-GAME RESULTS (SCHAFFER ERA)

DATE	SITE	RESULT	SCORE
1/6/1996	Ithaca, N.Y.	W	6-3
3/1/1996	Potsdam, N.Y.	L	1-2 (OT)
3/15/1996	Lake Placid, N.Y.	W	3-0
1/4/1997	Potsdam, N.Y.	L	2-5
2/28/1997	Ithaca, N.Y.	L	1-3
3/15/1997	Lake Placid, N.Y.	W	2-1
1/30/1998	Ithaca, N.Y.	W	2-1
3/7/1998	Potsdam, N.Y.	L	3-4 (OT)
1/2/1999	Potsdam, N.Y.	L	2-6
3/6/1999	Ithaca, N.Y.	L	1-4
11/20/1999	Ithaca, N.Y.	W	10-4
2/11/2000	Potsdam, N.Y.	W	8-3
3/16/2000	Lake Placid, N.Y.	W	4-2
11/25/2000	Syracuse, N.Y.	W	2-1
1/26/2001	Ithaca, N.Y.	W	2-1
2/24/2001	Potsdam, N.Y.	L	0-2
1/25/2002	Potsdam, N.Y.	W	1-0
2/23/2002	Ithaca, N.Y.	W	5-3
1/5/2003	Potsdam, N.Y.	W	3-2
1/24/2003	Ithaca, N.Y.	W	3-0
11/14/2003	Potsdam, N.Y.	T	2-2 (OT)
2/28/2004	Ithaca, N.Y.	W	2-1
3/12/2004	Ithaca, N.Y.	W	5-1
3/13/2004	Ithaca, N.Y.	L	4-5
3/14/2004	Ithaca, N.Y.	L	1-5
1/28/2005	Ithaca, N.Y.	W	4-2
2/26/2005	Potsdam, N.Y.	W	3-0
3/11/2005	Ithaca, N.Y.	W	5-0
3/12/2005	Ithaca, N.Y.	W	2-1 (OT)
1/21/2006	Ithaca, N.Y.	W	4-2
2/10/2006	Potsdam, N.Y.	L	1-3
3/10/2006	Ithaca, N.Y.	W	4-3 (2OT)
3/11/2006	Ithaca, N.Y.	W	3-2 (2OT)
1/13/2007	Potsdam, N.Y.	T	1-1 (OT)
2/2/2007	Ithaca, N.Y.	W	5-1
12/29/2007	Esterio, Fla.	T	3-3 (SOW)
1/20/2008	Ithaca, N.Y.	L	2-4
2/8/2008	Potsdam, N.Y.	L	1-4
12/5/2008	Ithaca, N.Y.	W	4-1
1/31/2009	Potsdam, N.Y.	T	0-0 (OT)
1/15/2010	Potsdam, N.Y.	W	3-1
1/30/2010	Ithaca, N.Y.	W	5-3
11/6/2010	Potsdam, N.Y.	W	6-1
2/4/2011	Ithaca, N.Y.	W	5-2
12/3/2011	Ithaca, N.Y.	T	0-0 (OT)
12/30/2011	Esterio, Fla.	W	5-3
2/17/2012	Potsdam, N.Y.	T	1-1 (OT)
11/30/2012	Ithaca, N.Y.	W	3-1
2/2/2013	Potsdam, N.Y.	L	3-6
11/15/2013	Potsdam, N.Y.	L	2-3
1/25/2014	Ithaca, N.Y.	W	3-2
3/14/2014	Ithaca, N.Y.	W	2-1
3/15/2014	Ithaca, N.Y.	L	1-4
3/16/2014	Ithaca, N.Y.	W	1-0 (OT)
11/14/2014	Ithaca, N.Y.	W	2-1 (OT)
1/10/2015	Potsdam, N.Y.	W	2-0
12/5/2015	Ithaca, N.Y.	W	5-2
1/29/2016	Potsdam, N.Y.	L	1-2 (OT)
1/20/2017	Ithaca, N.Y.	T	3-3 (OT)
2/18/2017	Potsdam, N.Y.	T	3-3 (OT)
3/10/2017	Ithaca, N.Y.	L	2-6
3/11/2017	Ithaca, N.Y.	W	2-1
3/12/2017	Ithaca, N.Y.	W	2-1
11/18/2017	Ithaca, N.Y.	L	0-4
2/9/2018	Potsdam, N.Y.	T	0-0 (OT)
2/8/2019	Ithaca, N.Y.	W	5-0
3/2/2019	Potsdam, N.Y.	T	2-2 (OT)
3/23/2019	Lake Placid, N.Y.	L	2-3 (OT)
11/15/2019	Potsdam, N.Y.	W	4-2
2/29/2020	Ithaca, N.Y.	W	5-1
12/4/2021	Potsdam, N.Y.	T	4-4 (SOL)
2/19/2022	Ithaca, N.Y.	W	6-2
11/12/2022	Potsdam, N.Y.	L	1-4
2/17/2023	Ithaca, N.Y.	L	3-4

SCOUTING OPPONENT

- Clarkson, the No. 6 seed in this year's ECAC Hockey Championship, has a 16-15-4 overall record. The Golden Knights finished ECAC Hockey play with a 9-10-3 mark in conference action.
- In the pair of meetings between the two Empire State programs in the regular season, the Golden Knights came away with a pair of victories, 4-1 in Potsdam on Nov. 12 and 4-3 at Lynah Rink on Feb. 17.
- Last weekend, Clarkson defeated Brown, 5-1, in the first round of the ECAC Hockey Championship. Anthony Romano scored twice for the Golden Knights and Dustyn McFaul had a pair of assists.
- Ayrton Martino leads Clarkson with his 38 points (9-29—38). Mathieu Gosselin also has eclipsed the 30-point plateau with 13 goals and 19 assists. Alex Campbell has a Clarkson-leading 14 goals on the year.
- Ethan Haider has started 33 of the Golden Knights' 35 games this year, logging a 2.54 goals-against average and a .906 save percentage.

SERIES HISTORY

- Cornell and Clarkson will be meeting for the 148th time on Friday. The Big Red have a 70-58-19 advantage in the series.
- Even though the Big Red holds the all-time advantage in the series, Cornell is winless in three of its last four games against the Golden Knights (1-2-1).
- Clarkson is seeking its first three-game win streak over Cornell since winning the final regular season meeting in 1997-98 season and sweeping the season series in 1998-99.

POSTSEASON HISTORY

- Historically, the Big Red has had Clarkson's number in the playoffs, posting a 21-11-1 (.652) record over the Golden Knights. Cornell is 12-5-0 over its last 17 postseason meetings against Clarkson.
- This weekend's series is the ninth time Cornell and Clarkson will play in the quarterfinal round of the ECAC Hockey Championship. The other instances came in 1976, 1988, 1989, 2004, 2005, 2006, 2014, and 2017.
- Of the 19 previous quarterfinal meetings between the two teams, Cornell has hosted 16 games while posting a 10-6 record in those contests. The Big Red is 8-2-0 in its last 10 quarterfinal games against the Golden Knights.

CORNELL PLAYER STATS VS. CLARKSON

PLAYER	GP	G	A	PTS	SH	SH%	PIM	PPG	SHG	BLK	FOW	FOL	FO%
Ben Berard	6	6	3	9	22	27.2%	4	3	0	2	0	0	—
Gabriel Seger	7	2	5	7	9	22.2%	2	1	0	3	54	60	47.4%
Max Andreev	6	2	3	5	9	22.2%	8	1	0	1	35	20	63.6%
Sam Malinski	6	1	3	4	9	11.1%	15	1	0	5	0	0	—
Ondrej Psenicka	4	2	1	3	8	25.0%	6	1	1	4	9	13	40.9%
Travis Mitchell	6	1	2	3	5	20.0%	4	0	0	4	0	0	—
Matt Stienburg	5	1	2	3	7	14.3%	20	1	0	4	7	24	22.6%
Jack Malone	6	2	1	3	7	28.6%	2	0	0	5	3	7	30.0%
Kyle Penney	4	0	2	2	5	0.0%	0	0	0	2	5	6	45.5%
Tim Rego	4	0	2	2	2	0.0%	0	0	0	3	0	0	—
Zach Tupker	6	1	0	1	9	11.1%	0	0	0	3	22	20	52.4%
Winter Wallace	2	0	2	2	0	0.0%	0	0	0	0	0	0	—
Sebastian Dirven	6	0	1	1	6	0.0%	8	0	0	6	0	0	—
Hank Kempf	4	0	0	0	2	0.0%	0	0	0	1	0	0	—
Kyler Kovich	2	0	0	0	2	0.0%	2	0	0	0	0	0	—
Sullivan Mack	3	0	0	0	1	0.0%	0	0	0	2	0	0	—
Dalton Bancroft	2	0	0	0	6	0.0%	2	0	0	0	0	0	—
Nick DeSantis	2	0	0	0	3	0.0%	0	0	0	0	0	0	—
Sean Donaldson	1	0	0	0	1	0.0%	0	0	0	0	0	0	—
Peter Muzyka	1	0	0	0	0	0.0%	0	0	0	1	0	0	—
Jack O'Leary	2	0	0	0	0	0.0%	0	0	0	0	0	0	—
Michael Suda	2	0	0	0	4	0.0%	0	0	0	2	0	0	—
TOTALS	87	18	27	45	117	15.4%	73	8	1	48	135	147	47.9%
PLAYER	GP	GS	MIN	GA	GAA	SV	SV%	W	L	T	SHO	PPG	SHG
Remington Keopple	1	0	25:46	0	0.00	6	1.000	0	0	0	0	0	0
Ian Shane	2	2	91:05	7	4.61	22	.759	0	2	0	0	4	0
TOTALS	3	2	116:51	7	3.59	28	.800	0	2	0	0	4	0



MIKE SCHAFER '86

Jay R. Bloom '77 Head Coach of Men's Ice Hockey
28th Season as Head Coach • 35th Season at Cornell

The longest-tenured head coach in Cornell men's hockey history, **MIKE SCHAFER** '86, enters his 28th season at the helm of the Cornell men's hockey program.

When Schafer returned to his alma mater in the summer of 1995 to become Cornell's 12th head coach in men's hockey history, Schafer's goal was to bring the Big Red to a position of national prominence.

Already the winningest head coach in Cornell men's hockey history, Schafer has accomplished that objective with his 517-280-105 record. His 517 wins rank fourth among active Division I coaches and his .631 win percentage is good for fifth among active Division I coaches.

Schafer has guided the Big Red to 12 NCAA Tournament appearances and a berth to the 2003 NCAA Frozen Four — the program's first since 1980. That year, Cornell set a school record for wins (30), finishing with one more victory than the 1969-70 national championship squad, who went undefeated (29-0-0). The 2002-03 team's 19-2-1 record in ECAC Hockey play was Cornell's best mark in league play since 1969-70 when Cornell was 21-0 in league action.

In 2020, Schafer was named a co-winner of the Spencer Penrose Award, given to the nation's top head coach. It was the first time Schafer won the award after being a finalist on five occasions after being named ECAC Hockey's Coach of the Year.

The Big Red have been regularly ranked among the nation's elite during Schafer's tenure, including being named No. 1 in both the USCHO.com and the USA Today/USA Hockey Magazine polls at the time the 2019-20 postseason was halted due to the COVID-19 pandemic.

Cornell has claimed five Whitelaw Cup (ECAC Hockey tournament titles), which surpassed the legendary **NED HARKNESS** for the most in program history. Schafer has also led the Big Red to three Cleary Cups (ECAC's top regular-season team) in three of the last four years of competition.

In 2002-03, Schafer led the Big Red to the NCAA Frozen Four, setting a school record with 30 wins, one better than the 1969-70 squad who went 29-0-0. Cornell's 19-2-1 mark in ECAC Hockey in 2002-03 was Cornell's best since the 1969-70 team went 21-0 in league play.

Over his career, Schafer has coached 10 different players to First Team All-America status 11 times, seven Ivy League Players of the Year, 5 ECAC Hockey Ken Dryden Award winners (league's best goaltender), five ECAC Hockey Rookies of the Year, and five Ivy Rookies of the Year, and three ECAC Hockey Players of the Year.

A native of Durham, Ontario, Schafer played junior hockey with the Guelph Jr. A Holody Platers, who were finalists in the Centennial Cup for the National Championship in 1982.

Schafer and his wife, Diane, have two sons, Luke and John '18, and a daughter, Michelle.

SCHAFER FILE

COACHING EXPERIENCE

1995-Pres.	Cornell (Head Coach)
1994-95	Western Michigan (Associate HC)
1990-94	Western Michigan (Assistant Coach)
1986-90	Cornell (Assistant Coach)

PLAYING EXPERIENCE

1983-86	Cornell
---------	---------

EDUCATION

Cornell University

• B.A., Business Management & Marketing, 1986

NCAA COACHING CAREER

SEASON	OVERALL	W-L%	CONF.	W-L%
CORNELL (1995 - PRES.)				
1995-96	21-9-4	.676	14-4-4	.727
1996-97	21-9-5	.671	14-6-2	.682
1997-98	15-16-2	.485	9-12-1	.432
1998-99	12-15-4	.452	9-10-3	.477
1999-00	16-14-2	.531	10-9-1	.525
2000-01	16-12-5	.561	11-8-3	.568
2001-02	25-8-2	.743	17-3-2	.818
2002-03	30-5-1	.847	19-2-1	.886
2003-04	16-10-6	.594	13-6-3	.659
2004-05	27-5-3	.814	18-2-2	.864
2005-06	22-9-4	.686	13-6-3	.659
2006-07	14-13-4	.516	10-8-4	.545
2007-08	19-14-3	.569	12-9-1	.568
2008-09	22-10-4	.667	13-6-3	.659
2009-10	21-9-4	.676	14-5-3	.705
2010-11	16-15-3	.515	11-9-2	.545
2011-12	19-9-7	.643	12-4-6	.682
2012-13	15-16-3	.485	8-11-3	.432
2013-14	17-10-5	.609	11-7-4	.591
2014-15	11-14-6	.452	9-9-4	.500
2015-16	16-11-7	.574	8-8-6	.500
2016-17	21-9-5	.671	13-4-5	.705
2017-18	25-6-2	.788	17-3-2	.818
2018-19	21-11-4	.639	13-5-4	.682
2019-20	23-2-4	.862	18-2-2	.864
2020-21	-- NO SEASON (COVID-19 PANDEMIC) --			
2021-22	18-10-4	.625	12-6-4	.636
2022-23	18-9-2	.655	15-6-1	.705
TOTAL	517-280-105	.631	343-170-79	.646

SCHAFER'S STATISTICAL BREAKDOWN

CATEGORY	2022-23	UNDER SCHAFER	CATEGORY	2022-23	UNDER SCHAFER	CATEGORY	2022-23	UNDER SCHAFER
Overall	18-9-2	517-280-105	Scoring First	16-3-1	376-86-51	Leading after 1st period	13-2-1	267-46-25
ECAC Hockey	15-6-1	343-170-79	Opponent Scores First	2-6-1	141-194-47	Trailing after 1st period	3-4-1	64-143-28
Ivy League	8-2-0	188-91-30	When Shutout	0-3-0	0-48-7	Tied after 1st period	2-3-0	186-91-52
Non-Conference	3-3-1	174-110-26	Score One Goal	1-1-0	21-86-25	Leading after 2nd period	16-0-0	394-22-27
Home	10-3-1	271-104-45	Score Two Goals	1-3-0	81-86-38	Trailing after 2nd period	1-6-1	29-189-29
Away	7-6-1	187-123-51	Score Three Goals	5-2-1	139-41-26	Tied after 2nd period	1-3-1	94-69-49
Neutral	1-0-0	59-53-9	Score Four Goals	1-0-1	116-15-6	Outshooting Opponents	17-6-2	320-129-55
October	0-2-0	16-10-2	Score 5+ Goals	10-0-0	160-4-3	Outshot by Opponent	1-2-0	181-140-47
November	6-2-0	132-60-21	Shutout Opponent	4-0-0	107-0-7	Tied in Shots	0-1-0	16-11-3
December	2-1-1	52-30-17	Allows One Goal	8-1-0	177-15-25	In Overtime	0-1-2	49-41-105
January	5-2-0	106-61-34	Allows Two Goals	4-2-0	154-47-38	In Shootouts	1-0-1	5-8
February	5-2-1	126-65-28	Allows Three Goals	0-1-1	59-67-26	vs. Ranked Opponents	2-6-0	111-100-28
March	0-0-0	85-53-3	Allows Four Goals	2-4-1	19-67-6			
April	0-0-0	0-1-0	Allows 5+ Goals	0-1-0	1-84-3			



BEN SYER

11th Season as Associate Head Coach; 12th Season at Cornell
Western Ontario '98

Serving as the Big Red's recruiting director and manager of the team's vaunted defensive unit, **BEN SYER**'s efforts were perhaps no more celebrated than during the 2017-18 season. He helped Cornell lead the nation in team defense with a paltry 1.58 goals-against average and was named the winner of the American Hockey Coaches Association's 2018 Terry Flanagan Award.

One of the AHCA's major annual awards, the Terry Flanagan Award is presented to the assistant coach whose career body of work best honors that of the award's name sake.

"He can hold court with a group of assistant coaches on the road with the best of them," said **MIKE SCHAFFER**, adding that this is the first time he's nominated anyone for a major AHCA award in his 23-year tenure at the helm of the Big Red. "He knows the elder statesmen, but he also knows the young

guys like Terry did. He would make sure to say hello to everyone in the rink and lend a helping hand to young assistants. I admired Terry for this. He and his family are of the highest character, upfront and honest."

Syer joined Cornell in June 2011 as an assistant coach, then was promoted to associate head coach the following summer. He previously served as associate head coach during his 12 seasons at Quinnipiac under head coach Rand Pecknold. During that run, the Bobcats posted a 242-168-46 record with one NCAA tournament appearance (2002) and nine 20-win seasons.

A native of Kitchener, Ontario, Syer arrived at Quinnipiac after serving one season as an assistant coach at Ohio University. A 1998 graduate of Western Ontario, Syer earned a bachelor's degree in urban development. He earned his master's degree in physical education with a concentration in athletic administration in 2000.



SEAN FLANAGAN

Seventh Season as Assistant Coach
St. Lawrence '10

Flanagan enters his seventh season as an assistant coach on head coach **MIKE SCHAFFER**'s staff. During his previous six seasons, Flanagan helped guide the Big Red to post a 108-38-19 record, good for a .712 win percentage. In his first three years on Schaffer's staff, Flanagan aided Cornell in going 3-for-3 in advancing to the NCAA Tournament (and likely would have been 4-for-4, if the 2019-20 season had not ended prematurely). Prior to arriving on East Hill prior to the 2016-17 season, Flanagan made a couple of stops after his four-year playing career at St. Lawrence. After playing professionally in the ECHL with the Las Vegas Wranglers and Quad City Mallards, he became an assistant coach at Division III Hobart from 2012-15. While working under

former Cornell assistant coach Mark Taylor, he helped build a team who won the ECAC West titles in 2015 and 2016, leading the Statesmen to NCAA Tournament appearances. After Hobart, Flanagan spent one season as the Director of Hockey Operations at UMass Lowell, during the 2015-16 season. Flanagan is no stranger to ECAC Hockey, as he played 121 career games with St. Lawrence up to the 2010-11 season, where he racked up 12 goals and 40 assists for 52 points, helping the Saints advance to the league's championship weekend twice over his four years with the Saints. Flanagan graduated from St. Lawrence with a bachelor of arts degree in history with a minor in sports studies and exercise sciences in 2010 before receiving his master of education degree from St. Lawrence the following year.



MITCH STEPHENS

Fourth Season as Volunteer Assistant Coach; SUNY Geneseo '07

Stephens returns to Cornell after serving as an assistant coach at Geneseo for five years. In his time behind the bench with his alma mater, Stephens helped the Knights win two SUNYAC conference championships (2016, 2018) and make three NCAA Tournament appearances (2014, 2016, and 2018), including two trips to the national semifinals. As a senior, Stephens was named runner-up for USCHO Division III Player of the Year, an AHCA Division III First Team, and All-America selection, while being a finalist for the AHCA Sid Watson Memorial Award as the NCAA Division III Player of the Year.



BEN RUSSELL

First Season as Director of Hockey Operations; Cornell '20

Russell rejoined the Cornell men's hockey program in Aug. 2022 to serve as the team's Director of Hockey Operations, after spending the last two seasons as an assistant coach at St. Olaf College, a Minnesota-based Division III school. At St. Olaf, Russell helped the 2021-22 squad to a Minnesota Intercollegiate Athletic Conference (MIAC) tournament title and an NCAA Tournament appearance. While attending Cornell for his undergraduate studies, Russell served as an Assistant Director of Hockey Operations, helping coordinate video, analyzing film, and preparing scouting reports, while incorporating advanced analytics into game preparation.

CORNELLIANS IN THE NHL (AS OF MARCH 7)



MORGAN BARRON
C | Winnipeg | CU from 2018-20

2022-23 STATS			
GP	G	A	PTS
52	6	9	15

CAREER		
GP	G	PTS
84	9	21



JACOB MacDONALD
D | San Jose | CU from 2011-15

2022-23 STATS			
GP	G	A	PTS
48	1	4	5

CAREER		
GP	G	PTS
91	3	15

FORMER CORNELLIANS PLAYING PROFESSIONALLY

LAST UPDATED MARCH 7, 2022

UNITED STATES / CANADA

NHL (2)

- Morgan Barron (Winnipeg)
- Jacob MacDonald (San Jose)

AHL (10)

- Anthony Angello (Springfield)
- Cole Bardreau (Bridgeport)
- Kyle Betts (Belleville)
- Alex Green (Chicago)
- Yanni Kaldis (Bakersfield)
- Jeff Kubiak (Bridgeport)
- Jeff Malott (Manitoba)
- Tristan Mullin (Coachella Valley)
- Riley Nash (Charlotte)
- Michael Regush (Abbotsford)

ECHL (3)

- Matt Cairns (Cincinnati)
- Cody Haiskanen (Idaho)
- John McCarron (Florida)

INTERNATIONAL

AUSTRIA (1)

- Reece Wilcox (HC Pustertal)

GERMANY - DEL (1)

- Alec McCrea (Düsseldorfer EG)

GERMANY - DEL2 (2)

- Joel Lowry (EC Kassel)
- Jake Weidner (EC Kassel)

JAPAN (1)

- Alex Rauter (Yokohama)

NORWAY (1)

- Mitch Gillam (Vålerenga)

RUSSIA - KHL (1)

- Kirill Gotovets (Dynamo Moskva)

SWEDEN - ALLSVENSKAN (1)

- Matthew Galajda (Djurgårdens IF)

SWEDEN - SHL (1)

- Joakim Ryan (Malmö)

SWITZERLAND - SL (1)

- Sean Collins (EHC Olten)

CORNELLIANS IN THE NHL



CORNELLIANS ACTIVELY IN THE NHL (2)

PLAYER	YEARS AT CORNELL	NHL SEASON	CURRENT TEAM
Morgan Barron	2018-20	3rd	Winnipeg
Jacob MacDonald	2011-15	4th	San Jose

NHLERS TO PLAY UNDER SCHAFFER AT CORNELL (28)

PLAYER	YEAR(S) COACHED	NHL CAREER	TEAM(S)
AS AN ASSISTANT COACH (4)			
Joe Nieuwendyk	1986-87	1987-07	CGY, DAL, NJ, TOR, FLA
Corrie D'Alessio	1987-90	1992-93	HFD
Dan Ratushny	1988-90	1992-93	VAN
Ryan Hughes	1989-90	1995-96	BOS

AS A HEAD COACH (24)

Brad Chartrand	1995-96	1999-04	LAK
P.C. Drouin	1995-96	1996-97	BOS
Jean-Marc Pelletier	1995-97	1998-04	PHI, PHX
Matt Underhill	1998-02	2003-04	CHI
Douglas Murray	1999-03	2005-14	SJ, PIT, MTL
Ryan Vesce	2000-04	2008-10	SJ
Mike Iggulden	2001-05	2007-09	SJ, NYI
David LeNeveu	2001-03	2005-11	PHX, CBJ
Matt Moulson	2002-06	2007-18	LA, NYI, BUF, MIN
Ryan O'Byrne	2003-06	2007-13	MTL, COL, TOR
Byron Bitz	2003-07	2008-12	BOS, FLA, VAN
Raymond Sawada	2004-08	2008-11	DAL
Colin Greening	2006-10	2010-16	OTT, TOR
Brendon Nash	2006-10	2010-11	MTL
Ben Scrivens	2006-10	2011-16	TOR, LA, EDM, MTL
Riley Nash	2007-10	2011-21	CAR, BOS, CBJ, WPG, TB, ARI
Sean Collins	2008-12	2012-16	CBJ, WSH
Brian Ferlin	2011-14	2014-15	BOS
Joakim Ryan	2011-15	2017-21	SJ, LA, CAR
Jacob MacDonald	2011-15	2018-	FLA, COL, SJ
Cole Bardreau	2011-15	2019-22	NYI
Anthony Angello	2015-18	2019-21	PIT
Morgan Barron	2018-20	2020-	NYR, WPG
Jeff Malott	2016-20	2021-22	WPG

CORNELIAN NHLERS IN HOCKEY HALL OF FAME (2)

KEN DRYDEN

G | Montréal | CU from 1966-69

Career stats

GP	SV	GAA	SV%
397	10,213	2.24	.922



5-time Vezina Trophy winner; 6-time All-Star

JOE NIEUWENDYK

C | Calgary, Dallas, New Jersey, Toronto, Florida | CU from 1984-87

Career stats

GP	G	A	PTS
1,257	564	562	1,126



1988 Calder; 1995 Clancy; 1999 Conn Smythe

MACDONALD '15 BECOMES THIRD CORNELLIAN TO HOIST STANLEY CUP



Patrick Shanahan/Cornell Athletics

ITHACA, N.Y. (JUNE 26, 2022) — **JACOB MacDONALD** '15 became the third player in Cornell history to lift the Stanley Cup when his Colorado Avalanche defeated the Tampa Bay Lightning, 2-1, in Game 6 of the 2022 Stanley Cup Playoffs at Amalie Arena in Tampa, Fla.

MacDonald joined six-time winner **KEN DRYDEN** and three-time champion **JOE NIEUWENDYK** in hoisting the oldest existing trophy awarded to a professional sports franchise in North America.

Since graduating from Cornell, MacDonald has played in the ECHL with the Elmira Jackals and Toledo Walleye, the AHL with the Springfield Falcons, Albany and Binghamton Devils, Springfield Thunderbirds and Colorado Eagles around NHL stints with the Florida Panthers in 2018-19 and the Avalanche in both 2020-21 and 2021-22.

He played eight regular-season games with Colorado this season and has two goals and eight assists in 43 regular season NHL games.

MacDonald was called up from Colorado of the AHL in early June to provide the Avalanche with some additional depth at the defenseman position.

The three-year starter for the Big Red accumulated four goals and 17 assists for 21 points in 104 career games. His plus-6 rating as a senior ranked second on the club.

2022-23 CORNELL BIG RED SKATER CAPSULES



#2 PETER MUZYKA

Defenseman • Sr. • 6-3 • 194 lbs • Shoots: Left

Toronto, Ontario • New Mexico Ice Wolves (NAHL)

SEASON	TEAM	GP	G	A	Points	Shots	Shot%	Pen-Min	+/-	PPG	SHG	GWG	Blk	FOW	FOL	FO%
2021-22	CU	6	0	0	0	0	.000	2 - 15	1	0	0	0	4	0	0	.000
TOTAL		6	0	0	0	0	.000	2 - 15	1	0	0	0	4	0	0	.000

MUZYKA AT A GLANCE

Most Goals N/A
 Most Assists N/A
 Most Points N/A

First Goal N/A
 First Assist N/A
 Last Goal N/A
 Last Assist N/A

Longest Point Streak N/A
 Longest Goal Streak N/A
 Longest Assist Streak N/A



#3 JACK O'BRIEN

Defenseman • Fr. • 6-0 • 170 lbs • Shoots: Left

White Rock, British Columbia • Nanaimo Clippers (BCHL)

SEASON	TEAM	GP	G	A	Points	Shots	Shot%	Pen-Min	+/-	PPG	SHG	GWG	Blk	FOW	FOL	FO%
2022-23	CU	1	0	0	0	1	.000	0 - 0	0	0	0	0	0	0	0	.000
TOTAL		1	0	0	0	1	.000	0 - 0	0	0	0	0	0	0	0	.000

O'BRIEN AT A GLANCE

Most Goals N/A
 Most Assists N/A
 Most Points N/A

First Goal N/A
 First Assist N/A
 Last Goal N/A
 Last Assist N/A

Longest Point Streak N/A
 Longest Goal Streak N/A
 Longest Assist Streak N/A



#4 HANK KEMPf

Defenseman • So. • 6-2 • 200 lbs • Shoots: Left

Wilmette, Illinois • Muskegon Lumberjacks (USHL)



SEASON	TEAM	GP	G	A	Points	Shots	Shot%	Pen-Min	+/-	PPG	SHG	GWG	Blk	FOW	FOL	FO%
2021-22	CU	32	0	8	8	54	.000	3 - 6	8	0	0	0	12	0	0	.000
2022-23	CU	26	1	1	2	23	.043	5 - 10	11	0	0	0	28	0	0	.000
TOTAL		58	1	9	10	77	.013	8 - 16	19	0	0	0	40	0	0	.000

KEMPf AT A GLANCE

Most Goals 1, at RPI (1/7/23)
 Most Assists 2, at Princeton (1/21/22)
 Most Points 2, at Princeton (1/21/22)

First Goal at RPI (1/7/23)
 First Assist at Dartmouth (11/6/21)
 Last Goal at RPI (1/7/23) - 13 games
 Last Assist at St. Lawrence (11/11/22) - 21 games

Longest Point Streak 4 games (11/6/21 - 11/19/21)
 Longest Goal Streak N/A
 Longest Assist Streak 4 games (11/6/21 - 11/19/21)



#5 SEBASTIAN DIRVEN

Defenseman • Sr. • 6-3 • 205 lbs • Shoots: Left

Bainville, Ontario • Central Illinois Flying Aces (USHL)

SEASON	TEAM	GP	G	A	Points	Shots	Shot%	Pen-Min	+/-	PPG	SHG	GWG	Blk	FOW	FOL	FO%
2019-20	CU	28	1	3	4	22	.045	9 - 18	10	0	0	0	17	0	0	.000
2021-22	CU	31	1	5	6	20	.050	11 - 33	5	0	0	0	24	0	0	.000
2022-23	CU	29	1	4	5	30	.033	6 - 23	8	0	0	0	17	0	0	.000
TOTAL		88	3	12	15	72	.042	26 - 74	23	0	0	0	58	0	0	.000

DIRVEN AT A GLANCE

Most Goals 1, (3x), Last: at Union (1/6/23)
 Most Assists 1, (12x), Last: vs. Clarkson (2/17/23)
 Most Points 1, (13x), Last: at Union (1/6/23)

First Goal vs. Colgate (2/9/20)
 First Assist at Union (1/11/20)
 Last Goal at Union (1/6/23) - 14 games
 Last Assist vs. Clarkson (2/17/23) - 3 games

Longest Point Streak 2, (3x), Last: 11/27/21 - 12/3/21
 Longest Goal Streak N/A
 Longest Assist Streak 2, (2x), Last: 11/27/21 - 12/3/21



#7 JIMMY RAYHILL

Defenseman • So. • 5-9 • 175 lbs • Shoots: Right

New Hartford, New York • Odessa Jackalopes (NAHL)

RAYHILL AT A GLANCE

Most Goals N/A
 Most Assists N/A
 Most Points N/A

First Goal N/A
 First Assist N/A
 Last Goal N/A
 Last Assist N/A

Longest Point Streak N/A
 Longest Goal Streak N/A
 Longest Assist Streak N/A

2022-23 CORNELL BIG RED SKATER CAPSULES



#8 JACK LAGERSTROM

Defenseman • Jr. • 6-2 • 177 lbs • Shoots: Right
Edina, Minnesota • Tri-City Storm (USHL)

SEASON	TEAM	GP	G	A	Points	Shots	Shot%	Pen-Min	+/-	PPG	SHG	GWG	Blk	FOW	FOL	FO%
2021-22	CU	14	0	0	0	16	.000	2-4	1	0	0	0	5	0	0	.000
2022-23	CU	7	1	1	2	10	.100	2-4	1	0	0	0	2	0	0	.000
TOTAL		21	1	1	2	26	.038	4-8	2	0	0	0	7	0	0	.000

LAGERSTROM AT A GLANCE

Most Goals 1, vs. Brown (11/19/22)
Most Assists 1, vs. Sacred Heart (11/22/22)
Most Points 1, (2x), Last: vs. Sacred Heart (11/22/22)

First Goal vs. Brown (11/19/22)
First Assist vs. Sacred Heart (11/22/22)
Last Goal vs. Brown (11/19/22) - 1 game
Last Assist vs. Sacred Heart (11/22/22)

Longest Point Streak 2 games (11/19/22 - Present)
Longest Goal Streak N/A
Longest Assist Streak N/A



#9 JACK O'LEARY

Forward • Jr. • 5-7 • 162 lbs • Shoots: Right
St. James, New York • Cedar Rapids RoughRiders (USHL)

SEASON	TEAM	GP	G	A	Points	Shots	Shot%	Pen-Min	+/-	PPG	SHG	GWG	Blk	FOW	FOL	FO%
2021-22	CU	11	1	1	2	9	.111	4-19	3	0	0	0	1	0	0	.000
2022-23	CU	24	5	9	14	27	.185	4-8	16	0	0	1	15	0	1	.000
TOTAL		35	6	10	16	36	.167	8-27	19	0	0	1	16	0	1	.000

O'LEARY AT A GLANCE

Most Goals 1, (6x), Last: at Yale (2/25/23)
Most Assists 1, (10x), Last: at Yale (2/25/23)
Most Points 2, (3x), Last: at Yale (2/25/23)

First Goal at North Dakota (1/7/22)
First Assist at North Dakota (1/7/22)
Last Goal at Yale (2/25/23)
Last Assist at Yale (2/25/23)

Longest Point Streak 3, (2x), Last: 2/4/23 - 2/11/23
Longest Goal Streak 2 games (2/24/23 - Present)
Longest Assist Streak 3 games (2/4/23 - 2/11/23)



#10 TRAVIS MITCHELL

Defenseman • Sr. • 6-3 • 207 lbs • Shoots: Left
South Lyon, Michigan • Omaha Lancers (USHL)

SEASON	TEAM	GP	G	A	Points	Shots	Shot%	Pen-Min	+/-	PPG	SHG	GWG	Blk	FOW	FOL	FO%
2019-20	CU	29	2	10	12	36	.056	9-29	20	0	0	0	25	1	0	1.000
2021-22	CU	32	3	13	16	70	.043	12-40	14	1	0	0	38	0	0	.000
2022-23	CU	29	6	11	17	58	.103	9-18	18	0	0	1	46	0	0	.000
TOTAL		90	11	34	45	164	.067	30-87	52	1	0	1	109	1	0	1.000

MITCHELL AT A GLANCE

Most Goals 2, vs. RPI (2/3/23)
Most Assists 3, (2x), Last: vs. Union (2/4/23)
Most Points 3, (2x), Last: vs. Union (2/4/23)

First Goal at Clarkson (11/15/19)
First Assist at Michigan State (11/2/19)
Last Goal 2, vs. RPI (2/3/23) - 7 games
Last Assist at Yale (2/25/23)

Longest Point Streak 4 games (2/19/22 - 3/11/22)
Longest Goal Streak 3 games (12/2/22 - 12/30/22)
Longest Assist Streak 4 games (2/19/22 - 3/11/22)



#11 SEAN DONALDSON

Forward • Fr. • 5-11 • 180 lbs • Shoots: Left
Vancouver, British Columbia • Nanaimo Clippers (BCHL)

SEASON	TEAM	GP	G	A	Points	Shots	Shot%	Pen-Min	+/-	PPG	SHG	GWG	Blk	FOW	FOL	FO%
2022-23	CU	22	3	7	10	34	.088	0-0	4	1	0	0	3	0	0	.000
TOTAL		22	3	7	10	34	.088	0-0	4	1	0	0	3	0	0	.000

DONALDSON AT A GLANCE

Most Goals 1, (3x), Last: vs. Princeton (1/21/23)
Most Assists 2, (2x), Last: vs. Brown (11/19/22)
Most Points 2, (2x), Last: vs. Brown (11/19/22)

First Goal at Minnesota Duluth (10/29/22)
First Assist 2, vs. Yale (11/18/22)
Last Goal vs. Princeton (1/21/23) - 6 games
Last Assist vs. AIC (12/30/22) - 11 games

Longest Point Streak 3 games (11/18/22 - 11/22/22)
Longest Goal Streak N/A
Longest Assist Streak 3 games (11/18/22 - 11/22/22)



#12 TIM REGO

Defenseman • Jr. • 6-0 • 172 lbs • Shoots: Right
Mansfield, Massachusetts • Brooks Bandits (AJHL)

SEASON	TEAM	GP	G	A	Points	Shots	Shot%	Pen-Min	+/-	PPG	SHG	GWG	Blk	FOW	FOL	FO%
2021-22	CU	32	2	9	11	29	.069	3-6	4	0	0	0	22	0	0	.000
2022-23	CU	28	2	7	9	24	.083	7-14	19	0	0	2	25	0	0	.000
TOTAL		60	4	16	20	53	.075	10-20	23	0	0	2	47	0	0	.000

REGO AT A GLANCE

Most Goals 2, vs. RPI (11/13/21)
Most Assists 2, at Harvard (11/5/21)
Most Points 3, vs. RPI (11/13/21)

First Goal 2, vs. RPI (11/13/21)
First Assist 2, at Harvard (11/5/21)
Last Goal at Union (1/6/23) - 14 games
Last Assist vs. Colgate (2/10/23) - 5 games

Longest Point Streak 3 games (2/3/23 - 2/10/23)
Longest Goal Streak N/A
Longest Assist Streak 3 games (2/3/23 - 2/10/23)



2022-23 CORNELL BIG RED SKATER CAPSULES



#13 JACK MALONE

Forward • Sr. • 6-1 • 193 lbs • Shoots: Right

Madison, New Jersey • Youngstown Phantoms (USHL)



SEASON	TEAM	GP	G.	A	Points	Shots	Shot%	Pen-Min	+/-	PPG	SHG	GWG	BK	FOW	FOL	FO%
2019-20	CU	27	2	6	8	16	.125	2-4	11	1	0	0	7	9	5	.643
2021-22	CU	32	8	12	20	61	.131	9-26	2	2	0	1	17	18	23	.439
2022-23	CU	29	7	8	15	60	.117	2-4	4	2	0	1	15	89	103	.464
TOTAL		88	17	26	43	137	.124	13-34	17	5	0	2	39	116	131	.470

MALONE AT A GLANCE

Most Goals 2, (2x), Last: at Colgate (2/11/23)
 Most Assists 2, (3x), Last: vs. AIC (12/29/22)
 Most Points 3, vs. AIC (12/29/22)

First Goal at Michigan State (11/19/19)
 First Assist vs. Yale (11/9/19)
 Last Goal vs. Clarkson (2/17/23) - 3 games
 Last Assist at Brown (2/24/23) - 1 game

Longest Point Streak 6 games (2/19/22 - 3/13/22)
 Longest Goal Streak 2, (3x), Last: 2/11/23 - 2/17/23
 Longest Assist Streak 4, (2x), Last: 1/27/23 - 2/4/23

#15 MAX ANDREEV **A**

Forward • Sr. • 6-0 • 182 lbs • Shoots: Left

Moscow, Russia • Central Illinois Flying Aces (USHL)



SEASON	TEAM	GP	G.	A	Points	Shots	Shot%	Pen-Min	+/-	PPG	SHG	GWG	BK	FOW	FOL	FO%
2018-19	CU	22	2	8	10	22	.091	5-10	4	0	0	0	5	121	92	.568
2019-20	CU	24	5	15	20	39	.128	6-12	11	2	0	3	6	119	128	.482
2021-22	CU	22	9	14	23	55	.164	10-23	17	3	0	0	10	228	184	.553
2022-23	CU	26	5	15	20	49	.102	12-24	9	4	0	2	16	226	207	.522
TOTAL		94	21	52	73	165	.127	33-69	41	9	0	5	37	694	611	.532

ANDREEV AT A GLANCE

Most Goals 4, vs. RPI (11/13/21)
 Most Assists 2, (9x), Last: vs. Union (2/4/23)
 Most Points 6, vs. RPI (11/13/21)

First Goal vs. Michigan State (10/26/18)
 First Assist vs. Yale (11/2/18)
 Last Goal vs. Union (2/4/23) - 5 games
 Last Assist vs. Clarkson (2/17/23) - 3 games

Longest Point Streak 8 games (11/12/21 - 1/1/22)
 Longest Goal Streak N/A
 Longest Assist Streak 4, (2x), Last: 2/3/23 - 2/17/23



#16 GABRIEL SEGER

Forward • Sr. • 6-4 • 210 lbs • Shoots: Left

Uppsala, Sweden • Union College (ECAC)



SEASON	TEAM	GP	G.	A	Points	Shots	Shot%	Pen-Min	+/-	PPG	SHG	GWG	BK	FOW	FOL	FO%
2019-20	UNI	37	7	15	22	44	.159	4-8	-1	3	0	2	18	204	223	.478
2021-22	UNI	34	7	14	21	54	.130	5-21	-2	3	0	0	18	335	306	.523
2022-23	CU	25	6	21	27	36	.167	3-17	5	4	0	1	4	245	148	.623
TOTAL FOR CU		25	6	21	27	36	.167	3-17	5	4	0	1	4	245	148	.623
TOTAL		96	20	50	70	134	.149	12-46	2	10	0	3	40	784	677	.537

SEGER AT A GLANCE

Most Goals 1, (20x), Last: vs. Princeton (1/21/23)
 Most Assists 3, (2x), Last: vs. Union (2/4/23)
 Most Points 3, (5x), Last: vs. Union (2/4/23)

First Goal vs. RPI (10/25/19)
 First Assist vs. Army (10/6/19)
 Last Goal vs. Princeton (1/21/23) - 8 games
 Last Assist 2, vs. Clarkson (2/17/23) - 1 game

Longest Point Streak 6 games (12/3/22 - 1/14/23)
 Longest Goal Streak 3 games (1/6/23 - 1/14/23)
 Longest Assist Streak 6 games (12/3/22 - 1/14/23)



#17 DALTON BANCROFT

Forward • Fr. • 6-3 • 200 lbs • Shoots: Right

Madoc, Ontario • Trenton Golden Hawks (OJHL)



SEASON	TEAM	GP	G.	A	Points	Shots	Shot%	Pen-Min	+/-	PPG	SHG	GWG	BK	FOW	FOL	FO%
2022-23	CU	28	8	10	18	60	.133	7-14	8	5	0	2	14	1	3	.250
TOTAL		28	8	10	18	60	.133	7-14	8	5	0	2	14	1	3	.250

BANCROFT AT A GLANCE

Most Goals 3, vs. UConn (11/26/22)
 Most Assists 2, at Dartmouth (1/27/23)
 Most Points 3, (2x), Last: vs. Union (2/4/23)

First Goal vs. Yale (11/18/22)
 First Assist at Minnesota Duluth (10/28/22)
 Last Goal 2, vs. Union (2/4/23) - 6 games
 Last Assist vs. Union (2/4/23) - 6 games

Longest Point Streak 4 games (11/18/22 - 11/26/22)
 Longest Goal Streak 2 games (1/20/23 - 1/21/23)
 Longest Assist Streak 3 games (11/18/22 - 11/22/22)



#18 KYLER KOVICH

Forward • So. • 6-2 • 182 lbs • Shoots: Left

Coquitlam, British Columbia • Tri-City Storm (USHL)



SEASON	TEAM	GP	G.	A	Points	Shots	Shot%	Pen-Min	+/-	PPG	SHG	GWG	BK	FOW	FOL	FO%
2021-22	CU	19	3	1	4	13	.231	4-8	6	0	0	1	7	1	0	1.000
2022-23	CU	12	1	2	3	10	.100	1-2	3	0	0	0	1	0	0	.000
TOTAL		31	4	3	7	23	.174	5-10	9	0	0	1	8	1	0	1.000

KOVICH AT A GLANCE

Most Goals 1, (4x), Last: at St. Lawrence (11/11/22)
 Most Assists 1, (3x), Last: at Yale (2/25/23)
 Most Points 1, (7x), Last: at Yale (2/25/23)

First Goal vs. Boston University (11/27/21)
 First Assist at Dartmouth (11/6/21)
 Last Goal at St. Lawrence (11/11/22) - 9 games
 Last Assist at Yale (2/25/23)

Longest Point Streak 2, (2x), Last: 2/24/23 - Present
 Longest Goal Streak 2 games (1/7/22 - 1/8/22)
 Longest Assist Streak 2 games (2/24/23 - Present)

2022-23 CORNELL BIG RED SKATER CAPSULES



#19 SULLIVAN MACK

Forward • So. • 6-1 • 189 lbs • Shoots: Left

Anchorage, Alaska • Salmon Arm Silverbacks (BCHL)

SEASON	TEAM	GP	G.	A	Points	Shots	Shot%	Pen-Min	+/-	PPG	SHG	GWG	Blk	FOW	FOL	FO%
2021-22	CU	20	1	1	2	27	.037	2 - 4	-3	0	0	1	5	0	0	.000
2022-23	CU	24	6	4	10	29	.207	4 - 8	6	0	0	2	12	0	0	.000
TOTAL		44	7	5	12	56	.125	6 - 12	3	0	0	3	17	0	0	.000



MACK AT A GLANCE

Most Goals 2, (2x), Last: at Brown (2/24/23)
 Most Assists 2, vs. UConn (11/26/22)
 Most Points 2, (3x), Last: at Brown (2/24/23)

First Goal at Princeton (2/26/22)
 First Assist vs. RPI (11/13/21)
 Last Goal 2, at Brown (2/24/23) - 1 game
 Last Assist 2, vs. UConn (11/26/22) - 19 games

Longest Point Streak 4 games (11/18/22 - 11/26/22)
 Longest Goal Streak N/A
 Longest Assist Streak 2 games (11/18/22 - 11/19/22)



#20 MATT STIENBURG A

Forward • Sr. • 6-2 • 195 lbs • Shoots: Right

Halifax, Nova Scotia • St. Andrew's College



SEASON	TEAM	GP	G.	A	Points	Shots	Shot%	Pen-Min	+/-	PPG	SHG	GWG	Blk	FOW	FOL	FO%
2019-20	CU	27	5	5	10	31	.161	13 - 45	12	1	0	1	15	31	40	.437
2021-22	CU	28	13	16	29	63	.206	11 - 30	11	4	0	4	22	50	67	.427
2022-23	CU	13	2	4	6	34	.059	7 - 14	-3	1	0	1	13	2	8	.200
TOTAL		68	20	25	45	128	.156	31 - 89	20	6	0	6	50	83	115	.419



STIENBURG AT A GLANCE

Most Goals 3, at St. Lawrence (12/3/21)
 Most Assists 3, vs. RPI (11/13/21)
 Most Points 4, (2x), Last: at St. Lawrence (12/3/21)

First Goal vs. Ohio State (1/3/20)
 First Assist vs. Yale (11/9/19)
 Last Goal vs. UConn (11/26/22) - 3 games
 Last Assist vs. Dartmouth (12/3/22) - 1 game

Longest Point Streak 11 games (10/30/21 - 1/1/22)
 Longest Goal Streak 3 games (2/21/20 - 2/28/20)
 Longest Assist Streak 5 games (11/20/21 - 1/1/22)



#21 ZACH TUPKER

Forward • Sr. • 6-1 • 197 lbs • Shoots: Left

Collingwood, Ontario • Carleton Place Canadians (CCHL)

SEASON	TEAM	GP	G.	A	Points	Shots	Shot%	Pen-Min	+/-	PPG	SHG	GWG	Blk	FOW	FOL	FO%
2019-20	CU	20	1	2	3	12	.083	1 - 2	7	0	0	0	5	50	59	.459
2021-22	CU	32	1	6	7	36	.028	4 - 8	-1	0	0	0	10	139	133	.511
2022-23	CU	29	6	4	10	65	.092	8 - 16	5	0	0	1	10	271	211	.562
TOTAL		81	8	12	20	113	.071	13 - 26	11	0	0	1	25	460	403	.533



TUPKER AT A GLANCE

Most Goals 2, vs. Yale (11/18/22)
 Most Assists 1, (12x), Last: at Brown (2/24/23)
 Most Points 2, (3x), Last: at Brown (2/24/23)

First Goal vs. Yale (11/9/19)
 First Assist vs. Colgate (2/9/20)
 Last Goal at Brown (2/24/23) - 1 game
 Last Assist at Brown (2/24/23) - 1 game

Longest Point Streak 3, (2x), Last: 11/12/22 - 11/19/22
 Longest Goal Streak 2 games (11/12/22 - 11/18/22)
 Longest Assist Streak 3 games (1/7/22 - 1/15/22)



#22 KYLE PENNEY

Forward • Jr. • 6-1 • 204 lbs • Shoots: Left

Lawrencetown, Nova Scotia • Chilliwack Chiefs (BCHL)

SEASON	TEAM	GP	G.	A	Points	Shots	Shot%	Pen-Min	+/-	PPG	SHG	GWG	Blk	FOW	FOL	FO%
2021-22	CU	32	8	6	14	59	.136	4 - 8	3	0	0	0	23	25	36	.410
2022-23	CU	28	7	10	17	42	.167	2 - 4	10	1	0	1	9	44	59	.427
TOTAL		60	15	16	31	101	.149	6 - 12	13	1	0	1	32	69	95	.421



PENNEY AT A GLANCE

Most Goals 1, (13x), Last: at Yale (2/25/23)
 Most Assists 2, (2x), Last: at Yale (2/25/23)
 Most Points 3, (2x), Last: at Yale (2/25/23)

First Goal at Dartmouth (11/6/21)
 First Assist vs. Boston University (11/27/21)
 Last Goal at Yale (2/25/23)
 Last Assist 2, at Yale (2/25/23)

Longest Point Streak 3 games (2/4/23 - 2/11/23)
 Longest Goal Streak 2, (5x), Last: 2/4/23 - 2/10/23
 Longest Assist Streak 2 games (2/24/23 - Present)



#23 WINTER WALLACE

Forward • Fr. • 6-3 • 215 lbs • Shoots: Right

Boulder, Colorado • Youngstown Phantoms (USHL)

SEASON	TEAM	GP	G.	A	Points	Shots	Shot%	Pen-Min	+/-	PPG	SHG	GWG	Blk	FOW	FOL	FO%
2022-23	CU	18	3	4	7	17	.176	7 - 14	7	0	0	0	3	0	0	.000
TOTAL		18	3	4	7	17	.176	7 - 14	7	0	0	0	3	0	0	.000



WALLACE AT A GLANCE

Most Goals 1, (3x), Last: at Yale (2/25/23)
 Most Assists 1, (4x), Last: vs. Clarkson (2/17/23)
 Most Points 1, (7x), Last: at Yale (2/25/23)

First Goal at Minnesota Duluth (10/28/22)
 First Assist at Clarkson (11/12/22)
 Last Goal at Yale (2/25/23)
 Last Assist vs. Clarkson (2/17/23) - 3 games

Longest Point Streak 2, (2x), Last: (2/11/23 - 2/17/23)
 Longest Goal Streak N/A
 Longest Assist Streak N/A

2022-23 CORNELL BIG RED SKATER CAPSULES



#24 SAM MALINSKI C

Defenseman • Sr. • 5-11 • 189 lbs • Shoots: Right
Lakeville, Minnesota • Bismarck Bobcats (NAHL)



SEASON	TEAM	GP	G.	A	Points	Shots	Shot%	Pen-Min	+/-	PPG	SHG	GWG	BK	FOW	FOL	FO%
2019-20	CU	25	4	12	16	61	.066	7 - 14	14	2	0	1	19	0	0	.000
2021-22	CU	32	5	18	23	81	.062	9 - 26	20	2	0	1	41	0	0	.000
2022-23	CU	29	8	17	25	73	.110	9 - 29	7	3	1	1	32	0	0	.000
TOTAL		86	17	47	64	215	.079	25 - 69	41	7	1	3	92	0	0	.000

MALINSKI AT A GLANCE

Most Goals 2, vs. Union (2/4/23)
Most Assists 3, (2x), Last: vs. Princeton (1/21/23)
Most Points 4, vs. Union (2/4/23)

First Goal at Michigan State (11/2/19)
First Assist at Michigan State (11/1/19)
Last Goal 2, vs. Union (2/4/23) - 6 games
Last Assist 2, vs. Union (2/4/23) - 6 games

Longest Point Streak 10 games (12/30/22 - 2/4/23)
Longest Goal Streak 4 games, 1/27/23 - 2/4/23
Longest Assist Streak 7 games (12/30/22 - 1/27/23)



#26 ONDREJ PSENICKA

Forward • So. • 6-6 • 211 lbs • Shoots: Left
Prague, Czechia • Waterloo Black Hawks (USHL)



SEASON	TEAM	GP	G.	A	Points	Shots	Shot%	Pen-Min	+/-	PPG	SHG	GWG	BK	FOW	FOL	FO%
2021-22	CU	32	12	9	21	68	.176	9 - 18	21	2	1	3	11	18	17	.514
2022-23	CU	29	7	7	14	53	.132	4 - 8	14	1	0	0	9	40	40	.500
TOTAL		61	19	16	35	121	.157	13 - 26	35	3	1	3	20	58	57	.504

PSENICKA AT A GLANCE

Most Goals 2, (2x), Last: vs. AIC (12/29/22)
Most Assists 2, at North Dakota (1/7/22)
Most Points 3, (2x), Last: vs. AIC (12/29/22)

First Goal vs. Alaska (10/29/21)
First Assist at Dartmouth (11/6/21)
Last Goal vs. Union (2/4/23) - 6 games
Last Assist at Yale (2/25/23)

Longest Point Streak 4 games (3/11/22 - 10/28/22)
Longest Goal Streak 2, (4x), Last: 12/29/22 - 1/6/23
Longest Assist Streak 4 games (3/11/22 - 10/28/22)



#27 MICHAEL SUDA

Defenseman • So. • 6-1 • 180 lbs • Shoots: Left
Cheektowaga, New York • Fargo Force (USHL)



SEASON	TEAM	GP	G.	A	Points	Shots	Shot%	Pen-Min	+/-	PPG	SHG	GWG	BK	FOW	FOL	FO%
2021-22	CU	6	0	0	0	5	.000	0 - 0	-1	0	0	0	1	0	0	.000
2022-23	CU	28	0	6	6	23	.000	4 - 8	7	0	0	0	15	0	1	.000
TOTAL		34	0	6	6	28	.000	4 - 8	6	0	0	0	16	0	1	.000

SUDA AT A GLANCE

Most Goals N/A
Most Assists 2, vs. Quinnipiac (1/20/23)
Most Points 2, vs. Quinnipiac (1/20/23)

First Goal N/A
First Assist at Minnesota Duluth (10/29/22)
Last Goal N/A
Last Assist vs. RPI (2/3/23) - 7 games

Longest Point Streak N/A
Longest Goal Streak N/A
Longest Assist Streak N/A



#28 NICK DESANTIS

Forward • Fr. • 5-9 • 155 lbs • Shoots: Right
Collegeville, Pennsylvania • Madison Capitols (USHL)



SEASON	TEAM	GP	G.	A	Points	Shots	Shot%	Pen-Min	+/-	PPG	SHG	GWG	BK	FOW	FOL	FO%
2022-23	CU	25	9	11	20	34	.265	5 - 10	12	3	0	1	3	0	0	.000
TOTAL		25	9	11	20	34	.265	5 - 10	12	3	0	1	3	0	0	.000

DESANTIS AT A GLANCE

Most Goals 2, (2x), Last: vs. Union (2/4/23)
Most Assists 4, at RPI (1/7/23)
Most Points 4, at RPI (1/7/23)

First Goal at St. Lawrence (11/11/22)
First Assist vs. AIC (12/29/22)
Last Goal at Yale (2/25/23)
Last Assist at Yale (2/25/23)

Longest Point Streak 6 games (12/29/22 - 1/20/23)
Longest Goal Streak 2 games (12/29/22 - 12/30/22)
Longest Assist Streak 4 games (1/6/23 - 1/20/23)



#29 BEN BERARD

Forward • Sr. • 6-0 • 191 lbs • Shoots: Left
Duncan, British Columbia • Powell River Kings (BCHL)



SEASON	TEAM	GP	G.	A	Points	Shots	Shot%	Pen-Min	+/-	PPG	SHG	GWG	BK	FOW	FOL	FO%
2019-20	CU	27	7	10	17	66	.106	2 - 4	8	4	0	1	4	5	9	.357
2021-22	CU	26	14	9	23	87	.161	3 - 6	11	5	0	3	10	0	0	.000
2022-23	CU	29	10	17	27	83	.120	3 - 6	3	1	0	1	18	0	0	.000
TOTAL		82	31	36	67	236	.131	8 - 16	22	10	0	5	32	5	9	.357

BERARD AT A GLANCE

Most Goals 3, (2x), Last: at Dartmouth (11/6/21)
Most Assists 3, at RPI (1/7/23)
Most Points 4, at RPI (1/7/23)

First Goal vs. Princeton (11/23/19)
First Assist at Michigan State (11/2/19)
Last Goal at Yale (2/25/23)
Last Assist at Yale (2/25/23)

Longest Point Streak 6 games (12/30/22 - 1/14/23)
Longest Goal Streak 4 games (1/6/23 - 1/20/23)
Longest Assist Streak 4 games (12/30/22 - 1/7/23)

2022-23 CORNELL BIG RED GOALTENDER CAPSULES



#30 IAN SHANE

Goaltender • So. • 6-0 • 167 lbs • Catches: Left
Manhattan Beach, California • Bismarck Bobcats (NAHL)

SEASON	TEAM	GP-GS	Minutes	GA	GAAvg	Saves	Save%	W	L	T	Sho	PPG	SHG
2021-22	CU	17 - 16	979.45	28	1.72	387	.933	7	6	3	3	10	0
2022-23	CU	28 - 26	1551.69	48	1.86	476	.908	17	8	1	4	17	0
TOTAL		45 - 42	2531.14	76	1.81	863	.919	24	14	4	7	27	0



SHANE AT A GLANCE

Most Saves 42, at Quinnipiac (2/25/22)
Assists N/A

First Game at Arizona State (1/2/22)
First Start at North Dakota (1/7/22)
First Shutout at Yale (1/15/22)

Last Shutout at Brown (2/24/23) - 1 game
Last Assist. N/A



#33 REMINGTON KEOPPLE

Goaltender • Fr. • 6-2 • 190 lbs • Catches: Left
New Richmond, Wisconsin • Des Moines Buccaneers (USHL)

SEASON	TEAM	GP-GS	Minutes	GA	GAAvg	Saves	Save%	W	L	T	Sho	PPG	SHG
2022-23	CU	5 - 3	174.47	9	3.1	52	.852	1	1	1	0	2	1
TOTAL		5 - 3	174.47	9	3.1	52	.852	1	1	1	0	2	1



KEOPPLE AT A GLANCE

Most Saves 17, vs. Brown (11/19/22)
Assists N/A

First Game at Minnesota Duluth (10/29/22)
First Start at Minnesota Duluth (10/29/22)
First Shutout N/A

Last Shutout N/A
Last Assist. N/A



#34 RYAN MCINCHAK

Goaltender • Jr. • 6-0 • 175 lbs • Catches: Left
Trenton, Michigan • American International College (AHA)

SEASON	TEAM	GP-GS	Minutes	GA	GAAvg	Saves	Save%	W	L	T	Sho	PPG	SHG
2020-21	AIC	2 - 1	99.55	0	0	37	1.000	1	0	0	1	0	0
2021-22	AIC	1 - 0	33.07	1	1.82	13	.929	0	1	0	0	0	0
2022-23	CU	2 - 0	11.35	1	5.29	2	.667	0	0	0	0	0	0
TOTAL FOR CU		2 - 0	11.35	1	5.29	2	.667	0	0	0	0	0	0
TOTAL		5 - 1	143.97	2	0.84	52	.963	1	1	0	1	0	0



MCINCHAK AT A GLANCE

Most Saves 20, vs. Holy Cross (1/30/21)
Assists N/A

First Game vs. Holy Cross (1/29/21)
First Start vs. Holy Cross (1/30/21)
First Shutout vs. Holy Cross (1/30/21)

Last Shutout vs. Holy Cross (1/30/21) - 4 games
Last Assist. N/A

CORNELL IN THE ECAC HOCKEY CHAMPIONSHIP

Tournaments:	53rd (52nd playing - DNP in 2020)
Record:	115-59-4 (.657)
Finals:	22 (12-10 — .545)
Last Final:	2019
Semifinals:	38 (23-15 — .605)
Last Semifinal:	2019
Overtime Games:	27 (16-8-3 — .648)
One-Goal Games:	44-20 (.688)
Games Decided by Two Goals or Less:	66-28-4 (.694)

Most Goals	
Cornell:	12 (W, 12-2, vs. Boston College — 3/9/67)
Opponent:	10, (2x), Last: at Quinnipiac (L, 0-10 — 3/16/13)

Largest Margin of Victory:	
Cornell:	10, (2x), Last: (W, 11-1, vs. Providence — 3/7/72)
Opponent:	10 (L, 0-10, at Quinnipiac — 3/16/13)
Consecutive Wins:	13 (1967-71)

Last 10 Games:	5-5 (.500)
Last 5 Games:	2-3 (.400)

DATE	OPPONENT (LOCATION)	ROUND	RESULT
3/9/65	Brown (Providence)	QF	L, 3-4 (OT)
3/8/66	Boston College (Ithaca)	QF	W, 9-0
3/11/66	Boston University (Boston)	SF	W, 8-1
3/12/66	Clarkson (Boston)	CG	L, 2-6
3/7/67	Brown (Ithaca)	QF	W, 11-2
3/9/67	Boston College (Boston)	SF	W, 12-2
3/11/67	Boston University (Boston)	CG	W, 4-3
3/5/68	Princeton (Ithaca)	QF	W, 6-1
3/8/68	Boston University (Boston)	SF	W, 7-2
3/9/68	Boston College (Boston)	CG	W, 6-3
3/4/69	St. Lawrence (Ithaca)	QF	W, 3-0
3/7/69	Boston University (Boston)	SF	W, 3-2 (OT)
3/8/69	Harvard (Boston)	CG	W, 4-2
3/10/70	St. Lawrence (Ithaca)	QF	W, 6-1
3/13/70	Harvard (Boston)	SF	W, 6-5
3/14/70	Clarkson (Boston)	CG	W, 3-2
3/9/71	Providence (Ithaca)	QF	W, 6-3
3/12/71	Clarkson (Boston)	SF	L, 1-4
3/13/71	Boston University (Boston)	3PG	L, 5-6
3/7/72	Providence (Ithaca)	QF	W, 11-1
3/10/72	New Hampshire (Boston)	SF	W, 6-3
3/11/72	Boston University (Boston)	CG	L, 1-4
3/6/73	RPI (Ithaca)	QF	W, 9-3
3/9/73	Clarkson (Boston)	SF	W, 9-4
3/10/73	Boston College (Boston)	CG	W, 3-2
3/5/74	St. Lawrence (Ithaca)	QF	W, 5-3
3/8/74	Boston University (Boston)	SF	L, 3-7
3/9/74	RPI (Boston)	3PG	W, 8-2
3/4/75	New Hampshire (Ithaca)	QF	W, 4-2
3/7/75	Harvard (Boston)	SF	L, 4-6
3/8/75	Vermont (Boston)	3PG	L, 3-7
3/9/76	Clarkson (Potsdam)	QF	W, 9-7
3/12/76	Brown (Boston)	SF	L, 2-6
3/13/76	Harvard (Boston)	3PG	W, 7-6
3/8/77	RPI (Ithaca)	QF	W, 7-5
3/11/77	New Hampshire (Boston)	SF	L, 9-10 (2OT)
3/12/77	Clarkson (Boston)	3PG	W, 5-4
3/7/78	Providence (Ithaca)	QF	L, 5-8
3/6/79	Providence (Ithaca)	QF	W, 6-5 (OT)
3/9/79	New Hampshire (Boston)	SF	L, 2-5
3/10/79	Boston University (Boston)	3PG	W, 7-4
3/11/80	Boston College (Chestnut Hill)	QF	W, 5-1
3/14/80	Providence (Boston)	SF	W, 6-5
3/15/80	Dartmouth (Boston)	CG	W, 5-1
3/10/81	Maine (Ithaca)	QF	W, 7-4
3/13/81	Colgate (Boston)	SF	W, 4-3
3/14/81	Providence (Boston)	CG	L, 4-8
3/8/85	Yale (Ithaca)	QF	W, 9-2
3/9/85	Yale (Ithaca)	QF	W, 4-2
3/15/85	RPI (Boston)	SF	L, 1-5
3/16/85	Clarkson (Boston)	3PG	W, 5-3
3/7/86	Vermont (Ithaca)	QF	W, 8-3
3/8/86	Vermont (Ithaca)	QF	T, 3-3 (OT)
3/14/86	Yale (Boston)	SF	W, 3-2 (2OT)
3/15/86	Clarkson (Boston)	CG	W, 3-2 (OT)
3/4/88	Clarkson (Ithaca)	QF	L, 3-4
3/5/88	Clarkson (Ithaca)	QF	W, 4-2
3/5/88	Clarkson (Ithaca)	QF	L, 0-1

RECORD BY ROUND	
Preliminary Round:	2-0 (1.000)
First Round:	14-7-1 (.659)
Quarterfinals:	56-21-3 (.719)
Four-Five Game:	1-1 (.500)
Semifinals:	23-15 (.605)
Third-Place Game:	7-5 (.583)
Championship:	12-10 (.545)

RECORD BY SEED	
No. 1: (10 Tournaments — Last: 2020; 6 Titles)	27-3 (.900)
No. 2: (9 Tournaments — Last: 2019; 3 Titles)	22-9-1 (.703)
No. 3: (10 Tournaments — Last: 2023; 1 Title)	19-11-1 (.629)
No. 4: (11 Tournaments — Last: 2022; 1 Title)	24-16 (.600)
No. 5: (5 Tournaments — Last: 2008)	10-7-1 (.583)
No. 6:	Never
No. 7: (2 Tournaments — Last: 2015)	0-3-1 (.125)
No. 8: (4 Tournaments — Last: 2016; 1 Title)	9-6 (.600)
No. 9: (2 Tournaments — Last: 2013)	4-4 (.500)
No. 10:	Never
No. 11:	Never
No. 12:	Never

DATE	OPPONENT (LOCATION)	ROUND	RESULT
3/3/89	Clarkson (Potsdam)	QF	W, 5-3
3/4/89	Clarkson (Potsdam)	QF	T, 0-0
3/10/89	St. Lawrence (Boston)	SF	L, 1-6
3/11/89	Harvard (Boston)	3PG	L, 3-6
3/2/90	Harvard (Ithaca)	QF	W, 6-2
3/3/90	Harvard (Ithaca)	QF	W, 4-2
3/10/90	RPI (Boston)	SF	L, 2-3
3/1/91	Colgate (Ithaca)	QF	W, 10-3
3/2/91	Colgate (Ithaca)	QF	W, 8-1
3/9/91	St. Lawrence (Boston)	SF	L, 3-4 (OT)
3/7/92	Yale (New Haven)	SF	W, 4-1
3/13/92	Clarkson (Boston)	QF	W, 4-3 (2OT)
3/14/92	St. Lawrence (Boston)	CG	L, 2-4
3/8/94	Princeton (Ithaca)	PR	W, 5-4 (OT)
3/11/94	Harvard (Cambridge)	QF	L, 4-5
3/12/94	Harvard (Cambridge)	QF	L, 3-5
3/7/95	St. Lawrence (Canton)	PR	W, 6-2
3/10/95	Clarkson (Potsdam)	1R	L, 2-6
3/11/95	Clarkson (Potsdam)	1R	L, 2-7
3/8/96	Colgate (Ithaca)	QF	W, 8-1
3/9/96	Colgate (Ithaca)	QF	W, 8-3
3/15/96	Clarkson (Lake Placid)	SF	W, 3-0
3/16/96	Harvard (Lake Placid)	CG	W, 2-1
3/7/97	Harvard (Ithaca)	QF	T, 2-2 (OT)
3/8/97	Harvard (Ithaca)	QF	W, 4-1
3/14/97	RPI (Lake Placid)	SF	W, 5-3
3/15/97	Clarkson (Lake Placid)	CG	W, 2-1
3/13/98	RPI (Troy)	FR	W, 5-4
3/14/98	RPI (Troy)	FR	L, 0-3
3/15/98	RPI (Troy)	FR	W, 5-4
3/19/98	Princeton (Lake Placid)	45G	L, 2-6
3/12/99	Princeton (Princeton)	FR	T, 4-4 (OT)
3/13/99	Princeton (Princeton)	FR	L, 5-6
3/10/00	Harvard (Ithaca)	FR	W, 4-3
3/11/00	Harvard (Ithaca)	FR	W, 4-3
3/16/00	Clarkson (Lake Placid)	45G	W, 4-2
3/17/00	St. Lawrence (Lake Placid)	SF	L, 2-3 (OT)
3/18/00	Colgate (Lake Placid)	3PG	L, 0-4
3/9/01	Princeton (Ithaca)	FR	W, 3-2 (OT)
3/10/01	Princeton (Ithaca)	FR	W, 2-1
3/16/01	Harvard (Lake Placid)	SF	W, 5-2
3/17/01	St. Lawrence (Lake Placid)	CG	L, 1-3
3/8/02	Yale (Ithaca)	FR	W, 2-1
3/9/02	Yale (Ithaca)	FR	W, 4-2
3/15/02	RPI (Lake Placid)	SF	W, 3-0
3/16/02	Harvard (Lake Placid)	CG	L, 3-4 (2OT)
3/14/03	RPI (Ithaca)	QF	W, 3-2
3/15/03	RPI (Ithaca)	QF	W, 4-0
3/21/03	Brown (Albany)	SF	W, 2-0
3/22/03	Harvard (Albany)	CG	W, 3-2 (OT)
3/12/04	Clarkson (Ithaca)	QF	W, 5-1
3/13/04	Clarkson (Ithaca)	QF	L, 4-5
3/14/04	Clarkson (Ithaca)	QF	L, 1-5
3/11/05	Clarkson (Ithaca)	QF	W, 5-0
3/12/05	Clarkson (Ithaca)	QF	W, 2-1 (OT)
3/18/05	Vermont (Albany)	SF	W, 3-0
3/19/05	Harvard (Albany)	CG	W, 3-1
3/10/06	Clarkson (Ithaca)	QF	W, 4-3 (2OT)
3/11/06	Clarkson (Ithaca)	QF	W, 3-2 (2OT)
3/17/06	Colgate (Albany)	SF	W, 2-0
3/18/06	Harvard (Albany)	CG	L, 2-6

BY TOURNAMENT OPPONENT	
<i>Non-active ECAC Hockey schools in italics</i>	
Boston College:	5-0 (1.000)
Boston University:	5-3 (.625)
Brown:	4-2 (.667)
Clarkson:	21-11-1 (.652)
Colgate:	9-3 (.750)
Dartmouth:	6-1 (.857)
Harvard:	14-9-1 (.604)
Maine:	1-0 (1.000)
New Hampshire:	2-2 (.500)
Princeton:	7-3-1 (.682)
Providence:	4-2 (.667)
Quinnipiac:	6-7 (.462)
RPI:	11-4 (.733)
St. Lawrence:	4-5 (.444)
Union:	8-4 (.667)
Vermont:	2-1-1 (.625)
Yale:	6-2 (.750)

DATE	OPPONENT (LOCATION)	ROUND	RESULT
3/9/07	Quinnipiac (Ithaca)	QF	L, 0-1 (OT)
3/10/07	Quinnipiac (Ithaca)	QF	L, 2-3
3/7/08	Dartmouth (Ithaca)	FR	W, 3-2
3/8/08	Dartmouth (Ithaca)	FR	L, 3-5
3/9/08	Dartmouth (Ithaca)	FR	W, 6-0
3/14/08	Union (Schenectady)	QF	W, 3-2
3/15/08	Union (Schenectady)	QF	W, 3-2
3/21/08	Harvard (Albany)	SF	L, 1-3
3/22/08	Colgate (Albany)	3PG	W, 4-2
3/13/09	RPI (Ithaca)	QF	L, 0-1
3/14/09	RPI (Ithaca)	QF	W, 4-0
3/15/09	RPI (Ithaca)	QF	W, 4-3
3/20/09	Princeton (Albany)	SF	W, 4-3 (2OT)
3/21/09	Yale (Albany)	CG	L, 0-5
3/12/10	Harvard (Ithaca)	QF	W, 5-1
3/13/10	Harvard (Ithaca)	QF	W, 3-0
3/19/10	Brown (Albany)	SF	W, 3-0
3/20/10	Union (Albany)	CG	W, 3-0
3/11/11	Quinnipiac (Ithaca)	QF	W, 2-1
3/12/11	Quinnipiac (Ithaca)	QF	L, 0-1
3/13/11	Quinnipiac (Ithaca)	QF	W, 3-2 (OT)
3/18/11	Dartmouth (Atlantic City)	SF	W, 3-0
3/19/11	Yale (Atlantic City)	CG	L, 0-6
3/9/12	Dartmouth (Ithaca)	QF	W, 4-3 (2OT)
3/10/12	Dartmouth (Ithaca)	QF	W, 3-1
3/16/12	Harvard (Atlantic City)	SF	L, 1-6
3/17/12	Colgate (Atlantic City)	3PG	W, 3-0
3/8/13	Princeton (Princeton)	FR	W, 4-0
3/9/13	Princeton (Princeton)	FR	W, 4-2
3/15/13	Quinnipiac (Hamden)	QF	W, 3-2
3/16/13	Quinnipiac (Hamden)	QF	L, 0-10
3/17/13	Quinnipiac (Hamden)	QF	L, 2-3 (2OT)
3/14/14	Clarkson (Ithaca)	QF	W, 2-1
3/15/14	Clarkson (Ithaca)	QF	L, 1-4
3/16/14	Clarkson (Ithaca)	QF	W, 1-0 (OT)
3/21/14	Union (Lake Placid)	SF	L, 2-5
3/6/15	Union (Ithaca)	FR	L, 2-4
3/7/15	Union (Ithaca)	FR	L, 0-7
3/4/16	Union (Ithaca)	FR	W, 1-0
3/5/16	Union (Ithaca)	FR	W, 2-1 (OT)
3/11/16	Quinnipiac (Hamden)	QF	L, 2-5
3/12/16	Quinnipiac (Hamden)	QF	W, 5-4
3/13/16	Quinnipiac (Hamden)	QF	L, 3-6
3/10/17	Clarkson (Ithaca)	QF	L, 2-6
3/11/17	Clarkson (Ithaca)	QF	W, 2-1
3/12/17	Clarkson (Ithaca)	QF	W, 2-1
3/17/17	Union (Lake Placid)	SF	W, 4-1
3/18/17	Harvard (Lake Placid)	3PG	L, 1-4
3/9/18	Quinnipiac (Ithaca)	QF	W, 9-1
3/10/18	Quinnipiac (Ithaca)	QF	W, 2-0
3/16/18	Princeton (Lake Placid)	SF	L, 1-4
3/15/19	Union (Ithaca)	QF	L, 2-3
3/16/19	Union (Ithaca)	QF	W, 4-0
3/17/19	Union (Ithaca)	QF	W, 4-2
3/22/19	Brown (Lake Placid)	SF	W, 6-0
3/23/19	Clarkson (Lake Placid)	CG	L, 2-3 (OT)
3/11/22	Colgate (Ithaca)	QF	W, 3-1
3/12/22	Colgate (Ithaca)	QF	L, 2-4
3/13/22	Colgate (Ithaca)	QF	L, 1-2

2022-23 GAME HIGHS

CORNELL HIGHS

POINTS	28	vs. Union (2/4/23)
GOALS	10	vs. Union (2/4/23)
ASSISTS	18	vs. Union (2/4/23)
SHOTS ON GOAL	47	at Brown (2/24/23)
SAVES	36	at Boston University (1/14/23)
PENALTIES	8	vs. RPI (1/7/23)
PIM	27	vs. RPI (1/7/23)

OPPONENT HIGHS

POINTS	16	at Harvard (1/28/23)
GOALS	6	at Harvard (1/28/23)
ASSISTS	10	at Harvard (1/28/23)
SHOTS ON GOAL	40	at Boston University (1/14/23)
SAVES	42	at Brown (2/24/23)
PENALTIES	7	at Clarkson (11/12/22)
PIM	25	at Clarkson (11/12/22)

CORNELL LOWS

POINTS	0	(2x), Last: vs. St. Lawrence (2/18/23)
GOALS	0	(2x), Last: vs. St. Lawrence (2/18/23)
ASSISTS	0	(2x), Last: vs. St. Lawrence (2/18/23)
SHOTS ON GOAL	9	at Quinnipiac (11/5/22)
SAVES	9	(2x), Last: vs. Union (2/4/23)
PENALTIES	0	at Dartmouth (1/27/22)
PIM	0	at Dartmouth (1/27/22)

OPPONENT LOWS

POINTS	0	(4x), Last: at Brown (2/24/23)
GOALS	0	(4x), Last: at Brown (2/24/23)
ASSISTS	0	(5x), Last: at Brown (2/24/23)
SHOTS ON GOAL	10	vs. Union (2/4/23)
SAVES	9	at Quinnipiac (11/5/22)
PENALTIES	0	vs. Harvard (12/2/22)
PIM	0	vs. Harvard (12/2/22)

FIVE-YEAR SITUATIONAL STATS

	2022-23	2021-22	2019-20	2018-19	2017-18	5-YR TOTAL
Overall...	18-9-2	18-10-4	23-2-4	21-11-4	25-6-2	105-38-16
ECAC Hockey games...	15-6-1	12-6-4	18-2-2	13-5-4	17-3-2	75-22-13
Ivy League games...	8-2-0	5-3-2	9-1-1	8-3-1	9-1-1	39-10-5
Non-conference games...	3-3-1	6-4-0	5-0-2	8-6-0	8-3-0	30-16-3
At home...	10-3-1	9-4-3	11-0-2	12-6-0	15-2-0	57-15-6
On the road...	7-6-1	8-6-1	10-2-1	7-2-4	9-2-2	41-18-9
At a neutral site...	1-0-0	1-0-0	2-0-1	2-3-0	1-2-0	7-5-1
Leading after the 1st...	13-2-1	10-3-3	15-0-0	15-3-1	13-2-0	66-10-5
Trailing after the 1st...	3-4-1	2-6-1	0-1-0	2-5-2	2-2-1	9-18-5
Tied after the 1st...	2-3-0	6-1-0	8-1-4	4-3-1	10-2-1	30-10-6
Leading after the 2nd...	16-0-0	12-0-1	20-0-0	20-2-2	19-0-0	87-2-3
Trailing after the 2nd...	1-6-1	3-8-1	0-2-3	0-8-0	1-4-1	5-28-6
Tied after the 2nd...	1-3-1	3-2-2	3-0-1	1-1-2	5-2-1	13-8-7
Outshooting opponent...	17-6-2	12-8-2	17-1-3	14-9-1	15-4-1	75-28-9
Being outshot...	1-2-0	5-1-2	3-1-1	7-2-3	9-2-1	25-8-7
Shots are even...	0-1-0	1-1-0	3-0-0	0-0-0	1-0-0	5-2-0
One-goal margin...	5-5	7-7	3-1	6-6	10-3	31-22
Two-goal margin...	3-2	3-1	7-0	7-1	6-1	26-5
Three-plus-goal margin...	10-2	8-2	13-1	8-4	9-2	48-11
Scoring first...	16-3-1	12-2-3	20-0-1	20-6-2	22-4-0	90-15-7
Opponent scores first...	2-6-1	6-8-1	3-2-3	1-5-2	3-2-1	15-23-8
In October...	0-2-0	2-0-0	0-0-0	0-2-0	2-0-0	4-4-0
In November...	6-2-0	6-1-0	9-0-0	5-3-0	7-1-0	33-7-0
In December...	2-1-1	1-0-1	1-1-0	1-0-0	2-1-0	7-3-2
In January...	5-2-0	4-3-2	4-1-4	6-1-1	7-0-1	26-7-8
In February...	5-2-1	4-4-1	9-0-0	4-2-2	5-2-1	27-10-5
In March...	0-0-0	1-2-0	0-0-0	5-3-1	2-2-0	8-7-1
On a Sunday...	0-0-0	0-2-0	1-0-0	1-1-0	0-0-0	2-3-0
On a Monday...	0-0-0	0-0-0	0-0-0	0-0-0	0-0-0	0-0-0
On a Tuesday...	1-0-0	0-1-0	0-0-0	0-0-0	1-0-0	2-1-0
On a Wednesday...	0-0-0	0-0-0	0-0-0	0-0-0	0-0-0	0-0-0
On a Thursday...	1-0-0	0-0-0	0-0-0	0-0-0	0-0-0	1-0-0
On a Friday...	9-3-1	7-5-1	11-1-1	10-5-1	12-2-1	49-16-5
On a Saturday...	7-6-1	11-2-3	11-1-3	10-5-3	13-4-0	52-18-10
First of back-to-back...	10-3-0	7-6-1	12-1-1	11-5-1	11-1-2	51-16-5
Second of back-to-back...	6-5-2	9-2-3	10-1-3	9-5-3	11-3-0	45-16-11
Third in three days...	0-0-0	0-1-0	0-0-0	1-0-0	0-0-0	1-1-0
In a single game...	2-1-0	2-1-0	1-0-0	0-1-0	3-2-0	8-5-0
In overtime...	0-1-2	4-1-4	0-0-4	0-0-4	0-3-4	4-5-18
In shootouts...	1-1	0-4	0-0	0-1	0-0	1-6
vs. ECAC Hockey opp...	15-6-1	13-8-4	18-2-2	16-8-4	19-4-2	80-29-13
vs. Atlantic Hockey opp...	2-0-1	0-0-0	0-0-0	0-0-0	2-0-0	4-0-1
vs. Hockey East opp...	1-1-0	1-0-0	1-0-1	1-1-0	1-1-0	5-3-1
vs. Big Ten opp...	0-0-0	0-0-0	3-0-0	0-2-0	0-0-0	3-2-0
vs. NCHC opp...	0-2-0	2-0-0	0-0-0	0-0-0	1-1-0	3-3-0
vs. WCHA opp...	0-0-0	0-0-0	1-0-1	2-0-0	2-0-0	5-0-1
vs. Independent opp...	0-0-0	2-2-0	0-0-0	2-0-0	0-0-0	4-2-0
Ranked in USA Today poll...	2-6-0	5-1-0	4-0-1	5-3-2	2-2-1	18-12-4
Ranked in USCHO.com poll...	2-6-0	5-1-1	6-1-3	7-3-2	6-3-1	26-14-7

2022-23 CORNELL TEAM AND PLAYER COMBINED STATISTICS

Team Results

	Date	Opponent		Score	Att.
	10/28/2022	at Minn. Duluth	L	2-3	4158
	10/29/2022	at Minn. Duluth	L	2-4	4395
*	11/04/2022	at Princeton	W	3-1	2171
*	11/05/2022	at Quinnipiac	L	0-2	3439
*	11/11/2022	at St. Lawrence	W	5-1	1395
*	11/12/2022	at Clarkson	L	1-4	2782
*	11/18/2022	Yale	W	5-2	3717
*	11/19/2022	Brown	W	5-1	3695
	11/22/2022	Sacred Heart	W	2-1	2772
	11/26/2022	vs UConn	W	6-0	12247
*	12/02/2022	Harvard	Lot	1-2	4267
*	12/03/2022	Dartmouth	W	1-0	4267
	12/29/2022	American Int'l	W	8-4	2927
	12/30/2022	American Int'l	Tot	3-3	3024
*	01/06/2023	at Union (NY)	W	6-1	2185
*	01/07/2023	at Rensselaer	W	6-4	2724
	01/14/2023	at Boston U.	L	3-4	5346
*	01/20/2023	Quinnipiac	W	4-0	3794
*	01/21/2023	Princeton	W	3-2	4267
*	01/27/2023	at Dartmouth	W	3-2	2001
*	01/28/2023	at Harvard	L	2-6	3095
*	02/03/2023	Rensselaer	W	3-1	3723
*	02/04/2023	Union (NY)	W	10-1	3903
*	02/10/2023	Colgate	W	3-2	4267
*	02/11/2023	at Colgate	Tot	4-4	2271
*	02/17/2023	Clarkson	L	3-4	3102
*	02/18/2023	St. Lawrence	L	0-1	4267
*	02/24/2023	at Brown	W	5-0	1177
*	02/25/2023	at Yale	W	5-1	2837

Team Statistics

	CU	OPP
SHOT STATISTICS		
Goals-Shot attempts	104-875	61-591
Shot pct.	.119	.103
Goals/Game	3.59	2.10
Shots/Game	30.17	20.38
POWER PLAYS		
Goals-Power Plays	26-94	19-97
Conversion pct.	.277	.196
Shot Attempts	125	108
Shot pct.	.208	.176
SHORT-HANDED		
Goals-Shot attempts	1-25	1-10
Shot pct.	.040	.100
GOAL BREAKDOWN		
Power Play	26	19
Short-handed	1	1
Empty net	2	3
Penalty	1	0
Unassisted	5	3
Overtime	0	1
Delayed Penalty	0	0
Game winning	18	9
First Goal	19	10
Game Tying Goal	2	0
Extra Attacker	1	1
BLOCKS		
Blocks	310	348
Blocks/Game	10.69	12.00
PENALTIES		
Number	115	111
Minutes	263	250
Penalties/Game	3.97	3.83
Pen minutes/Game	9.07	8.62
FACEOFFS (W-L)		
Faceoff W-L pct.	.540	.460
SHOOTOUTS (Made-Att)		
	3-10	2-9

Game Records

Record	Overall	Home	Away	Neutral
ALL GAMES	18-9-2	10-3-1	7-6-1	1-0-0
CONFERENCE	15-6-1	8-3-0	7-3-1	0-0-0
NON-CONFERENCE	3-3-1	2-0-1	0-3-0	1-0-0

		Shots						Penalties	Goals	Blocks	Faceoffs			
#	Player	GP	G	A	PTS	SH	SH%	PEN-MIN	PP	SH	BLK	FOW	FOL	FO%
29	Berard, Ben	29	10	17	27	83	.120	3-6	1	0	18	0	0	.000
16	Seger, Gabriel	25	6	21	27	36	.167	3-17	4	0	4	245	148	.623
24	Malinski, Sam	29	8	17	25	73	.110	9-29	3	1	32	0	0	.000
28	DeSantis, Nick	25	9	11	20	34	.265	5-10	3	0	3	0	0	.000
15	Andreev, Max	26	5	15	20	49	.102	12-24	4	0	16	226	207	.522
17	Bancroft, Dalton	28	8	10	18	60	.133	7-14	5	0	14	1	3	.250
22	Penney, Kyle	28	7	10	17	42	.167	2-4	1	0	9	44	59	.427
10	Mitchell, Travis	29	6	11	17	58	.103	9-18	0	0	46	0	0	.000
13	Malone, Jack	29	7	8	15	60	.117	2-4	2	0	15	89	103	.464
26	Psenicka, Ondrej	29	7	7	14	53	.132	4-8	1	0	9	40	40	.500
9	O'Leary, Jack	24	5	9	14	27	.185	4-8	0	0	15	0	1	.000
21	Tupker, Zach	29	6	4	10	65	.092	8-16	0	0	10	271	211	.562
19	Mack, Sullivan	24	6	4	10	29	.207	4-8	0	0	12	0	0	.000
11	Donaldson, Sean	22	3	7	10	34	.088	0-0	1	0	3	0	0	.000
12	Rego, Tim	28	2	7	9	24	.083	7-14	0	0	25	0	0	.000
23	Wallace, Winter	18	3	4	7	17	.176	7-14	0	0	3	0	0	.000
20	Stienburg, Matt	13	2	4	6	34	.059	7-14	1	0	13	2	8	.200
27	Suda, Michael	28	0	6	6	23	.000	4-8	0	0	15	0	1	.000
5	Dirven, Sebastian	29	1	4	5	30	.033	6-23	0	0	17	0	0	.000
18	Kovich, Kyler	12	1	2	3	10	.100	1-2	0	0	1	0	0	.000
4	Kempf, Hank	26	1	1	2	23	.043	5-10	0	0	28	0	0	.000
8	Lagerstrom, Jack	7	1	1	2	10	.100	2-4	0	0	2	0	0	.000
3	O'Brien, Jack	1	0	0	0	1	.000	0-0	0	0	0	0	0	.000
34	McInchak, Ryan	2	0	0	0	0	.000	0-0	0	0	0	0	0	.000
33	Keopple, Remington	5	0	0	0	0	.000	0-0	0	0	0	0	0	.000
30	Shane, Ian	28	0	0	0	0	.000	1-2	0	0	0	0	0	.000
TM	TEAM	29	0	0	0	0	.000	3-6	0	0	0	0	0	.000
Totals		29	104	180	284	875	.119	115-263	26	1	310	918	781	.540
Opponents		29	61	101	162	591	.103	111-250	19	1	348	781	918	.460

#	Player	GP	MIN	GA	GAAVG	SAVES	SAVES%	W-L-T-SHO
34	McInchak, Ryan	2	11:21	1	5.29	2	.667	0-0-0-0
33	Keopple, Remington	5	174:28	9	3.10	52	.852	1-1-1-0
30	Shane, Ian	28	1551:41	48	1.86	476	.908	17-8-1-4
TM	EMPTY NET	-	13:41	3	13.15	0	.000	0-0-0-0
Totals		29	1751:11	61	2.09	530	.897	18-9-2-4
Opponents		29	1751:11	104	3.56	771	.881	9-18-2-2

Attendance Summary

	CU	Opponents
Total	51992	39976
Dates/Avg Per Date	14 / 3714	14 / 2855
Neutral Site #/Avg	1 / 12247	

Goals by Periods

Team	1st	2nd	3rd	OT	TOTAL
CU	38	40	26	0	104
Opponents	20	21	19	1	61

Shots by Periods

Team	1st	2nd	3rd	OT	TOTAL
CU	299	310	260	6	875
Opponents	196	194	197	4	591

Saves by Periods

Team	1st	2nd	3rd	OT	TOTAL
CU	176	173	178	3	530
Opponents	261	270	234	6	771

THE LAST TIME ...

GAME NUMBERS FOR HOME, ROAD, NEUTRAL SITE, AND HOME-AND-HOME SERIES ARE BASED UPON THOSE TYPES OF GAMES

SCORING

Recorded a Hat Trick at Home (26 games)	11/13/21 at RPI (Max Andreev — 4 goals)
Recorded a Hat Trick on the Road (26 games)	12/3/21 at St. Lawrence (Matt Stienburg)
Recorded a Hat Trick at Neutral Site (0 games)	11/26/22 vs. UConn (Dalton Bancroft)
Allowed Hat Trick at Home (366 games)	3/5/99 vs. St. Lawrence (John Poapst)
Allowed Hat Trick on the Road (78 games)	11/5/16 at Harvard (Lewis Zerber-Gossage)
Allowed Hat Trick at Neutral Site (52 games)	3/21/09 vs. Yale (Sean Backman)
Scored Two Hat Tricks in a Game (937 games)	2/26/94 vs. Yale (Jake Karam & Vincent Auger)
Defenseman Scored Hat Trick (1,281 games)	2/20/82 vs. Maine (Joe Gallant)
Hat Trick in Consecutive Games (1,032 games)	1/22/91 at Colgate; 1/26/91 at Dartmouth (Doug Derraugh)
Hat Trick in 3+ Straight Games (1,405 games)	1/21/78 vs. Yale; 1/25/78 vs. Princeton; 1/28/78 vs. Penn (Brock Tredway)
Scored 4+ Goals in a Game (55 games)	11/13/21 vs. RPI (Max Andreev -- 4 goals)
Scored 5+ Goals in a Game (1,775 games)	1/13/65 vs. Hamilton (Doug Ferguson -- 6 goals)
Two Multi-Goal Scorers in a Game (6 games)	2/4/23 vs. Union (Dalton Bancroft, Nick DeSantis, Sam Malinski)
Three Multi-Goal Scorers in a Game (6 games)	2/4/23 vs. Union (Dalton Bancroft, Nick DeSantis, Sam Malinski)

SCORING MARGINS

Shut out Opponent at Home (6 games)	1/20/23 vs. Quinnipiac (Ian Shane, 21 saves)
Shut out Opponent on the Road (1 game)	2/24/23 at Brown (Ian Shane, 14 saves)
Shut out Opponent at Neutral Site (0 games)	11/26/22 vs. UConn (Ian Shane, 27 saves)
Were Shut out at Home (0 games)	2/18/23 vs. St. Lawrence (Emil Zetterquist, 28 saves)
Were Shut out on the Road (10 games)	11/5/22 at Quinnipiac (Yaniv Perets, 9 saves)
Were Shut out at Neutral Site (5 games)	3/31/19 vs. Providence (Hayden Hawkey, 19 saves)
Recorded Two Straight Shutouts (32 games)	2/25/22 at Quinnipiac (Ian Shane, 42 saves) 2/26/22 at Princeton (Ian Shane, 23 saves)
Recorded Three Straight Shutouts (62 games)	2/21/20 at Yale (Matthew Galajda, 17 saves) 2/22/20 at Brown (Matthew Galajda, 19 saves) 2/28/20 vs. St. Lawrence (Matthew Galajda, 26 saves)
Shut out in Two Straight Games (246 games)	12/28/14 vs. Lake Superior (Gordon Defiel, 39 saves) 12/29/14 vs. Miami (Jay Williams, 15 saves)
Shut out in Three Straight Games (1,873 games)	2/6/60 vs. Princeton (Clifford Michel, 14 saves) 2/12/60 at Dartmouth (Tom Wahman, 15 saves) 2/13/60 at Brown (Roderick McGarry, 26 saves)
Won 1-0 Game at Home (9 games)	12/3/22 vs. Dartmouth (Travis Mitchell)
Lost 1-0 Game at Home (0 games)	2/18/23 vs. St. Lawrence (Aleksi Peltonen)
Won 1-0 Game on Road (15 games)	2/25/22 at Quinnipiac (Jack Malone)
Lost 1-0 Game on Road (91 games)	1/15/16 at RPI (Chris Bradley)
Won 1-0 Game at Neutral Site (230 games)	12/30/67 vs. Toronto (Bob McGuinn)
Lost 1-0 Game at Neutral Site (63 games)	3/26/06 vs. Wisconsin (Jack Skille)
Won by 5+ Goals at Home (3 games)	2/4/23 vs. Union (W, 10-1)
Lost by 5+ Goals at Home (110 games)	3/7/15 vs. Union (L, 0-7)
Won by 5+ Goals on Road (1 game)	2/24/23 at Brown (W, 5-0)
Lost by 5+ Goals on Road (33 games)	1/31/20 at Quinnipiac (L, 0-5)
Won by 5+ Goals at Neutral Site (0 games)	11/26/22 vs. UConn (W, 6-0)
Lost by 5+ Goals at Neutral Site (13 games)	3/25/17 vs. UMass Lowell (L, 0-5)
OVERTIME GAMES	
Won Home Game in Overtime (22 games)	1/22/22 vs. Quinnipiac (Ben Berard)
Lost Home Game in Overtime (10 games)	12/2/22 vs. Harvard (Sean Farrell)
Won Road Game in Overtime (94 games)	11/14/15 at Colgate (Anthony Angello)
Lost Road Game in Overtime (88 games)	1/30/16 at St. Lawrence (Joe Sullivan)
Won Neutral Site Game in Overtime (20 games)	12/28/15 vs. Providence (Jeff Kubiak)
Lost Neutral Site Game in Overtime (7 games)	3/23/19 vs. Clarkson (Chris Klack)

TEAM SCORING

Scored 10+ Goals at Home (3 games)	2/4/23 vs. Union (W, 10-1)
Allowed 10+ Goals at Home (531 games)	1/21/87 vs. Colgate (L, 4-10)
Scored 10+ Goals on Road (447 games)	2/18/89 at Brown (W, 10-3)
Allowed 10+ Goals on Road (121 games)	3/16/13 at Quinnipiac (L, 0-10)
Scored 10+ Goals at Neutral Site (150 games)	1/4/85 vs. McGill (T, 10-10)
Allowed 10+ Goals at Neutral Site (118 games)	12/27/95 vs. Colorado College (L, 0-11)
5-Goal Period at Home (3 games)	2/4/23 vs. Union (6 goals — 1st period)
5-Goal Period on Road (261 games)	11/15/02 at Vermont (5 goals — 1st period)
5-Goal Period at Neutral Site (148 games)	3/16/85 vs. Clarkson (5 goals — 3rd period)
Two Goals in One Minute or Less (6 games)	2/4/23 vs. Union (11 seconds)
Three Goals in Three Minutes or Less (6 games)	2/4/23 vs. Union (23 seconds)
Four Goals in Five Minutes or Less (6 games)	2/4/23 vs. Union (54 seconds)

SPECIAL TEAMS SCORING

Scored 3+ Power-Play Goals (6 games)	2/4/23 vs. Union (6 goals)
Allowed 3+ Power-Play Goals (13 games)	1/7/22 at Union (4 goals)
Scored 4+ Power-Play Goals (6 games)	2/4/23 vs. Union (6 goals)
Allowed 4+ Power-Play Goals (13 games)	1/7/22 at Union (4 goals)
Scored 5+ Power-Play Goals (6 games)	2/4/23 vs. Union (6 goals)
Allowed 5+ Power-Play Goals (533 games)	3/18/06 vs. Harvard (5 goals)
Scored a Short-Handed Goal (24 games)	11/11/22 at St. Lawrence (Sam Malinski)
Scored 2+ Short-Handed Goals (344 games)	1/13/12 at Quinnipiac (Sean Collins & Joel Lowry)
Allowed a Short-Handed Goal (21 games)	11/19/22 vs. Brown (Matt Sutton)
Allowed 2+ Short-Handed Goals (37 games)	2/11/22 at RPI (Jake Johnson & Jakob Lacka)
Scored a Short-Handed Goal in OT (254 games)	11/14/14 vs. Clarkson (Eric Freschi)
Scored SHG in Consecutive Games (506 games)	2/9/07 at Union (Mitch Carefoot) 2/10/07 at RPI (Mark McCutcheon)

EMPTY-NET GOALS

Scored Empty-Net Goal at Home (16 games)	3/11/22 vs. Colgate (Kyle Penney)
Scored Empty-Net Goal on Road (9 games)	11/11/22 at St. Lawrence (Sam Malinski)
Scored Empty-Net Goal at Neutral Site (3 games)	1/2/20 vs. Ohio State (Noah Bauld)
Allowed Empty-Net Goal at Home (23 games)	1/21/22 vs. Princeton (Ian Murphy)
Allowed Empty-Net Goal on Road (3 games)	1/28/23 at Harvard (Ryan Siedem)
Allowed Empty-Net Goal at Neutral Site (9 games)	11/24/18 vs. Harvard (Adam Fox)
Scored with an Extra Attacker (15 games)	12/30/22 vs. AIC (Ondrej Psenicka)

PENALTY SHOTS

Scored on a Penalty Shot (13 games)	1/7/23 at RPI (Zach Tupker)
Unsuccessful on a Penalty Shot (170 games)	2/11/17 vs. Yale (Trevor Yates)
Allowed a Goal on a Penalty Shot (240 games)	1/24/15 vs. Dartmouth (Eric Neiley)
Stopped Shooter on Penalty Shot (46 games)	1/8/22 at North Dakota (Mark Senden)

GOALTENDING FEATS

Scored a Goal (280 games)	11/26/13 vs. Niagara (Mitch Gillam)
Recorded a Point (93 games)	3/22/19 vs. Brown (Matthew Galajda — assist)
Made 40+ Saves (33 games)	2/25/22 at Quinnipiac (Ian Shane - 42 saves)
Made 50+ Saves (291 games)	3/17/13 at Quinnipiac (Andy Iles - 60 saves)
Made 60+ Saves (291 games)	3/17/13 at Quinnipiac (Andy Iles - 60 saves)

TEAM ACCOMPLISHMENTS

Won a National Championship	1969-70 (defeated Clarkson — W, 6-4)
Played in the Frozen Four	2002-03 — vs. New Hampshire, L, 3-2)
Won an NCAA Tournament Game	2018-19 — vs. Northeastern — W, 5-1)
Won Whitelaw Cup (ECAC Championship)	2009-10
Won Cleary Cup (ECAC Regular-Season Champion)	2019-20
Won Ivy League Championship	2022-23

2022-23 CORNELL BIG RED GAME-BY-GAME SCORING BREAKDOWN

Date	Opponent	Score	2 Muzyka	3 O'Brien	4 Kempf	5 Dirven	7 Rayhill	8 Lagerstrom	9 O'Leary	10 Mitchell	11 Donaldson	12 Rego	13 Malone	15 Andrejev	16 Seger
10/28	at Minn. Duluth	L, 2-3	DND	DND	0-0-0	0-0-0	DND	0-0-0	1-0-1	0-0-0	0-0-0	0-0-0	0-0-0	0-0-0	0-0-0
10/29	at Minn. Duluth	L, 2-4	DND	DND	0-0-0	0-0-0	DND	0-0-0	DND	0-0-0	1-0-1	0-1-1	0-0-0	0-0-0	0-1-1
11/4	at Princeton	W, 3-1	DND	DND	0-0-0	0-0-0	DND	0-0-0	DND	1-0-1	0-0-0	1-0-1	0-0-0	0-2-2	1-0-1
11/5	at Quinnipiac	L, 0-2	DND	DND	0-0-0	0-0-0	DND	0-0-0	0-0-0	0-0-0	DND	0-0-0	0-0-0	0-0-0	0-0-0
11/11	at St. Lawrence	W, 5-1	DND	DND	0-1-1	0-1-1	DND	DND	0-0-0	0-1-1	0-0-0	0-0-0	0-0-0	2-1-3	0-2-2
11/12	at Clarkson	L, 1-4	DND	DND	0-0-0	0-0-0	DND	DND	DND	0-0-0	0-0-0	0-1-1	0-0-0	0-0-0	DND
11/18	Yale	W, 5-2	DND	DND	DND	0-0-0	DND	0-0-0	0-1-1	0-1-1	0-2-2	0-0-0	0-0-0	DND	1-0-1
11/19	Brown	W, 5-1	DND	DND	DND	0-0-0	DND	1-0-1	1-0-1	0-0-0	0-2-2	0-0-0	0-0-0	0-1-1	0-1-1
11/22	Sacred Heart	W, 2-1	DND	DND	DND	0-0-0	DND	0-1-1	0-1-1	0-0-0	0-1-1	0-0-0	0-0-0	0-0-0	DND
11/26	vs. UConn	W, 6-0	DND	DND	0-0-0	0-0-0	DND	DND	0-0-0	0-0-0	0-0-0	0-1-1	0-0-0	1-1-2	0-1-1
12/2	Harvard	L, 1-2 (OT)	DND	DND	0-0-0	0-0-0	DND	DND	DND	1-0-1	0-1-1	0-1-1	0-0-0	0-0-0	0-0-0
12/3	Dartmouth	W, 1-0	DND	DND	0-0-0	0-0-0	DND	DND	0-0-0	1-0-1	0-0-0	0-0-0	0-0-0	DND	0-1-1
12/29	AIC	W, 8-4	DND	DND	0-0-0	0-1-1	DND	DND	0-1-1	1-1-2	0-0-0	0-0-0	1-2-3	0-1-1	0-1-1
12/30	AIC	T, 3-3 (SOW)	DND	DND	0-0-0	0-0-0	DND	DND	0-0-0	0-0-0	0-1-1	0-0-0	0-0-0	0-0-0	0-1-1
1/6	at Union	W, 6-1	DND	DND	0-0-0	1-0-1	DND	DND	0-0-0	0-0-0	0-0-0	1-0-1	2-0-2	0-1-1	1-2-3
1/7	at RPI	W, 6-4	DND	DND	1-0-1	0-0-0	DND	DND	0-0-0	0-0-0	1-0-1	0-0-0	0-0-0	0-0-0	1-1-2
1/14	at Boston Univ.	L, 3-4	DND	DND	0-0-0	0-0-0	DND	DND	0-0-0	0-1-1	0-0-0	0-0-0	0-0-0	0-0-0	1-2-3
1/20	Quinnipiac	W, 4-0	DND	DND	0-0-0	0-1-1	DND	DND	1-0-1	0-0-0	0-0-0	0-0-0	0-1-1	0-1-1	0-0-0
1/21	Princeton	W, 3-2	DND	DND	0-0-0	0-0-0	DND	DND	0-0-0	0-0-0	1-0-1	0-0-0	0-0-0	0-1-1	1-0-1
1/27	at Dartmouth	W, 3-2	DND	DND	0-0-0	0-0-0	DND	DND	0-0-0	0-0-0	0-0-0	0-0-0	0-1-1	1-1-2	0-0-0
1/28	at Harvard	L, 2-6	DND	DND	0-0-0	0-0-0	DND	DND	0-1-1	0-1-1	0-0-0	0-0-0	0-1-1	0-0-0	0-0-0
2/3	RPI	W, 3-1	DND	DNP	0-0-0	0-0-0	DND	DND	0-0-0	2-0-2	DND	0-1-1	0-1-1	0-1-1	0-0-0
2/4	Union	W, 10-1	DND	0-0-0	0-0-0	0-0-0	DND	DND	0-1-1	0-3-3	DND	0-1-1	1-1-2	1-2-3	0-3-3
2/10	Colgate	W, 3-2	DND	DNP	0-0-0	0-0-0	DND	DND	0-1-1	0-0-0	DND	0-1-1	0-0-0	0-1-1	0-0-0
2/11	at Colgate	T, 4-4 (SOL)	DND	DNP	0-0-0	0-0-0	DND	DND	0-1-1	0-1-1	0-0-0	0-0-0	2-0-2	DND	0-2-2
2/17	Clarkson	L, 3-4	DND	DND	0-0-0	0-1-1	DND	DND	0-0-0	0-0-0	DNP	0-0-0	1-0-1	0-1-1	0-0-0
2/18	St. Lawrence	L, 0-1	DND	DND	0-0-0	0-0-0	DND	DND	0-0-0	0-0-0	0-0-0	0-0-0	0-0-0	0-0-0	0-0-0
2/24	at Brown	W, 5-0	DND	DND	0-0-0	0-0-0	DND	DND	1-0-1	0-1-1	0-0-0	0-0-0	0-1-1	0-0-0	DND
2/25	at Yale	W, 5-1	DND	DND	0-0-0	0-0-0	DND	DND	1-1-2	0-1-1	0-0-0	0-0-0	0-0-0	0-0-0	DND

Date	Opponent	Score	17 Bancroft	18 Kovich	19 Mack	20 Stienburg	21 Tupker	22 Penney	23 Wallace	24 Malinski	26 Psenicka	27 Suda	28 DeSantis	29 Berard
10/28	at Minn. Duluth	L, 2-3	0-1-1	DND	DND	0-0-0	0-1-1	0-1-1	1-0-1	0-0-0	0-1-1	0-0-0	DND	0-0-0
10/29	at Minn. Duluth	L, 2-4	0-0-0	0-0-0	DND	0-1-1	0-0-0	0-0-0	DND	0-0-0	0-0-0	0-1-1	0-0-0	1-0-1
11/4	at Princeton	W, 3-1	0-0-0	DND	DND	0-0-0	0-0-0	0-1-1	0-0-0	0-0-0	0-0-0	0-0-0	0-0-0	0-1-1
11/5	at Quinnipiac	L, 0-2	DND	0-0-0	DND	0-0-0	0-0-0	0-0-0	0-0-0	0-0-0	0-0-0	0-0-0	0-0-0	0-0-0
11/11	at St. Lawrence	W, 5-1	0-0-0	1-0-1	0-0-0	0-0-0	0-0-0	DND	DND	1-1-2	0-1-1	0-0-0	1-0-1	0-2-2
11/12	at Clarkson	L, 1-4	0-0-0	0-0-0	0-0-0	0-0-0	1-0-1	0-0-0	0-1-1	0-0-0	0-0-0	0-0-0	0-0-0	0-0-0
11/18	Yale	W, 5-2	1-1-2	0-0-0	0-1-1	0-1-1	2-0-2	0-0-0	DND	0-1-1	0-1-1	0-0-0	1-0-1	0-0-0
11/19	Brown	W, 5-1	0-1-1	DND	0-1-1	1-0-1	0-1-1	1-2-3	1-0-1	0-1-1	0-0-0	0-0-0	DND	0-0-0
11/22	Sacred Heart	W, 2-1	0-1-1	0-0-0	1-0-1	0-0-0	0-0-0	1-0-1	DND	0-0-0	0-0-0	0-0-0	0-0-0	0-0-0
11/26	vs. UConn	W, 6-0	3-0-3	DND	0-2-2	1-1-2	0-1-1	0-0-0	0-0-0	0-1-1	1-0-1	0-1-1	DND	0-1-1
12/2	Harvard	L, 1-2 (OT)	0-0-0	DND	0-0-0	0-0-0	0-0-0	0-0-0	0-0-0	0-0-0	0-0-0	0-0-0	0-0-0	0-0-0
12/3	Dartmouth	W, 1-0	0-0-0	DND	0-0-0	0-1-1	0-0-0	0-0-0	0-0-0	0-0-0	0-0-0	0-0-0	0-0-0	0-0-0
12/29	AIC	W, 8-4	0-0-0	DND	2-0-2	0-0-0	0-0-0	1-1-2	DND	0-0-0	2-1-3	0-1-1	1-1-2	0-2-2
12/30	AIC	T, 3-3 (SOW)	0-1-1	0-0-0	0-0-0	DND	0-0-0	0-0-0	DND	0-1-1	1-0-1	0-0-0	2-0-2	0-2-2
1/6	at Union	W, 6-1	0-1-1	DND	0-0-0	DND	0-0-0	0-1-1	0-0-0	0-2-2	0-0-0	0-0-0	0-1-1	1-1-2
1/7	at RPI	W, 6-4	0-0-0	0-0-0	0-0-0	DND	1-0-1	0-0-0	DND	1-0-1	0-0-0	0-0-0	0-4-4	1-3-4
1/14	at Boston Univ.	L, 3-4	0-0-0	DND	0-0-0	DND	0-0-0	0-0-0	0-0-0	1-2-3	0-0-0	0-0-0	0-1-1	1-0-1
1/20	Quinnipiac	W, 4-0	1-0-1	DND	0-0-0	DND	0-0-0	0-0-0	0-0-0	0-2-2	1-0-1	0-2-2	0-1-1	1-0-1
1/21	Princeton	W, 3-2	1-1-2	DND	0-0-0	DND	0-0-0	0-0-0	0-0-0	0-3-3	0-0-0	0-0-0	0-0-0	0-0-0
1/27	at Dartmouth	W, 3-2	0-2-2	0-0-0	0-0-0	DND	0-0-0	1-0-1	DND	1-1-2	0-0-0	0-0-0	0-0-0	0-0-0
1/28	at Harvard	L, 2-6	0-0-0	0-0-0	0-0-0	DND	0-0-0	0-0-0	DND	1-0-1	1-0-1	0-0-0	0-0-0	0-0-0
2/3	RPI	W, 3-1	0-0-0	DND	0-0-0	DND	0-0-0	0-0-0	0-0-0	1-0-1	0-0-0	0-1-1	0-0-0	0-0-0
2/4	Union	W, 10-1	2-1-3	DND	0-0-0	DND	0-0-0	1-0-1	0-1-1	2-2-4	1-1-2	0-0-0	2-0-2	0-2-2
2/10	Colgate	W, 3-2	0-0-0	DND	1-0-1	DND	1-0-1	1-0-1	0-0-0	0-0-0	0-0-0	0-0-0	0-0-0	0-0-0
2/11	at Colgate	T, 4-4 (SOL)	0-0-0	DND	0-0-0	DND	0-0-0	0-1-1	0-1-1	0-0-0	0-0-0	0-0-0	1-1-2	1-1-2
2/17	Clarkson	L, 3-4	0-0-0	DND	0-0-0	DND	0-0-0	0-0-0	0-1-1	0-0-0	0-0-0	0-0-0	0-0-0	0-0-0
2/18	St. Lawrence	L, 0-1	0-0-0	DND	0-0-0	DND	0-0-0	0-0-0	0-0-0	0-0-0	0-0-0	0-0-0	0-0-0	0-0-0
2/24	at Brown	W, 5-0	0-0-0	0-1-1	2-0-2	DND	1-1-2	0-1-1	0-0-0	0-0-0	0-1-1	0-0-0	0-1-1	1-0-1
2/25	at Yale	W, 5-1	0-0-0	0-1-1	0-0-0	DND	0-0-0	1-2-3	1-0-1	0-0-0	0-1-1	0-0-0	1-1-2	1-1-2

NOTE: SHADED DENOTES MULTI-GAME POINT STREAK

CORNELL SPECIAL TEAMS GAME-BY-GAME BREAKDOWN

Key:
○ 5-on-4 killed; ● 5-on-4 goal; □ 4-on-3 killed; ■ 4-on-3 goal; ⊙ 5-on-4 major penalty killed; ● 5-on-4 major penalty goal; ■ 4-on-3 major penalty goal;
Ⓢ 5-on-3 killed; Ⓢ 5-on-3 goal; ◇ 4-on-3 then 5-on-4 killed; ◆ 5-on-4 goal after 4-on-3 killed; Ⓢ shorthanded goal; □ 4-on-3 major penalty killed

Date	Opponent	1st Per. PPs	2nd Per. PPs	3rd Per. PPs	OT PPs	1st Per. PKs	2nd Per. PKs	3rd Per. PKs	OT PKs
10/28	at Minnesota Duluth	○	○	○		○○	○		
10/29	at Minnesota Duluth	○	○○	○Ⓢ		○○○	●	○	
11/4	at Princeton	○	○●				○○	○●○	
11/5	at Quinnipiac		Ⓢ	○○		○○	Ⓢ	○○	
11/11	at St. Lawrence	○●	○●	○			○○	○Ⓢ	
11/12	at Clarkson	○	○○	Ⓢ○		●○	○●○		
11/18	Yale	○	●●					Ⓢ○○	
11/19	Brown	Ⓢ●		●		○	○	○	
11/22	Sacred Heart	○					○	○	
11/26	vs. UConn		○●	○		○	○	○○	
12/2	Harvard					○			
12/3	Dartmouth		○○			○○	○		
12/29	AIC	○	○	○		○	○		
12/30	AIC			○●○○			○Ⓢ		
1/6	at Union		●●			○	○Ⓢ	○	
1/7	at RPI	Ⓢ	■			○	●●●○○	○●	
1/14	at Boston University	○		●○		○	ⓈⓈ	●	
1/20	Quinnipiac		●○			○○	○		
1/21	Princeton	●	○○	●			○●		
1/27	at Dartmouth	●	●	Ⓢ○					
1/28	at Harvard		○	ⓈⓈ			●○		
2/3	RPI		○○	○○		●○	○	○	
2/4	Union	●●●○○Ⓢ		●			○○●		
2/10	Colgate	○○○				Ⓢ○	○	○	
2/11	at Colgate			○	○		●	○○	
2/17	Clarkson	○	○○	●○		○	●○	○	
2/18	St. Lawrence	○	○	○			○		
2/24	at Brown			○			◇○		
2/25	at Yale	◇	○				○	○	

CORNELL SPECIAL TEAMS BREAKDOWN

Feb. 24 at Brown					Feb. 25 at Yale				Season Totals			
Cornell PP	PPG	Opp.	Opp. Goals	PP Time	PPG	Opp.	Opp. Goals	PP Time	PPG/Opp.	Opp. Goals	Time	PP%
5-on-4	0	1	0	2:00	0	2	0	3:29	25/91	1	144:15	27.5%
5-on-3	—	—	—	—	—	—	—	—	0/4	0	2:06	0.0%
4-on-3	—	—	—	—	0	1	0	0:31	1/3	0	2:47	33.3%
Cornell PK	PPG	Opp.	CU Goals	PK Time	PPG	Opp.	CU Goals	PK Time	PPG/Opp.	CU Goals	Time	PK%
5-on-4	0	2	0	3:18	0	2	0	3:09	17/97	1	160:22	82.5%
5-on-3	—	—	—	—	—	—	—	—	2/6	0	5:29	66.7%
4-on-3	0	1	0	0:42	—	—	—	—	0/1	0	0:42	100.0%
Even Strength	CU Goals	Chances	Opp. Goals	Time	CU Goals	Chances	Opp. Goals	Time	CU Goals	Chances	Opp Goals	Time
4-on-4	0	1	0	1:18	0	3	0	5:29	0	22	1	31:15
3-on-3	—	—	—	—	—	—	—	—	0	0	0	0:00
Cornell Pulled Goalie	CU Goals	Chances	Opp. Goals	Time	CU Goals	Chances	Opp. Goals	Time	CU Goals	Chances	Opp Goals	Time
6-on-5	—	—	—	—	—	—	—	—	1	11	3	9:29
6-on-4	—	—	—	—	—	—	—	—	0	2	0	1:31
6-on-3	—	—	—	—	—	—	—	—	0	1	0	0:15
Opp. Pulled Goalie	CU Goals	Chances	Opp. Goals	Time	CU Goals	Chances	Opp. Goals	Time	CU Goals	Chances	Opp Goals	Time
6-on-5	—	—	—	—	—	—	—	—	1	8	1	10:23
6-on-4	—	—	—	—	—	—	—	—	1	2	0	2:09
6-on-3	—	—	—	—	—	—	—	—	0	0	0	0:00

Pulled Goalie situations does not include delayed penalty scenarios