



2023 BASEBALL GAME NOTES

CORNELLBIGRED.COM ▶ @CORNELLBASEBALL ▶ @CORNELLSPORTS ▶ @IVYLEAGUE ▶ #YELLCORNELL

GAMES 16-18 • AT COLUMBIA • ROBERTSON FIELD AT SATOW STADIUM • NEW YORK, N.Y.

CORNELL BIG RED

2-13
OVERALL IVY LEAGUE



DAN PEPICELLI
HEAD COACH, 19TH SEASON
77-133-1 (.367)
AT CORNELL, 8TH SEASON

COLUMBIA LIONS

10-10 2-1
OVERALL IVY LEAGUE



BRETT BORETTI
HEAD COACH, 23RD SEASON
336-385-1 (.466)
AT COLUMBIA, 18TH SEASON

PROBABLE PITCHING MATCHUPS (SUBJECT TO CHANGE)

GAME 1
SATURDAY • 1 P.M.



RHP **Ethan Hamill** (0-3, 8.02)
RHP **Andy Leon** (3-1, 2.59)

GAME 2
SUNDAY (DH) • 11:30 A.M.



LHP **Noah Keller** (1-2, 8.24)
LHP **Joe Sheets** (1-2, 3.33)

GAME 3
SUNDAY (DH) • APPROX. 2:30 P.M.



RHP **Von Baker** (0-3, 11.57)
TBA

FIRST PITCH

▶ The Cornell baseball team concludes its 18-game road trip to open the 2023 season this weekend when it faces Columbia at Robertson Field at Satow Stadium in New York City.

LAST WEEKEND REWIND

- ▶ Inclement weather shifted Cornell's Ivy League-opening series to a single-game last Friday and a twin bill last Sunday at George H.W. Bush '48 Field in West Haven, Conn.
- ▶ Cornell took two of three games from Yale to open the 2023 Ancient Eight slate, as a sixth-inning grand slam by junior infielder **MATT BARNHORST** helped lift the Big Red to a 5-3 win in its Ivy League opener.
- ▶ Yale used an eight-run first inning to distance themselves from the Big Red early, as the hosts plated the first 12 runs in a 12-2 victory in the opener of last Sunday's doubleheader.
- ▶ The Big Red claimed the rubber match, 7-5, thanks to a strong outing by freshman left-handed pitcher **NOAH KELLER**, who recorded his first collegiate victory and first quality start. Fellow freshman **CARSON MAYFIELD** also shined out of the bullpen for the Big Red, combining with Keller to retire 12 consecutive batters at one point.

OFF TO A GOOD START

- ▶ Cornell is off to its best three-game start in Ivy League play since 2016, when it also took two of its three games against Yale and Brown.
- ▶ A win in the opening game of Saturday's doubleheader with Columbia would give Cornell three wins in its first four Ivy League games for the first time since 2015 when the Big Red started Ancient Eight play with a 4-1 record.

SPEED DEMONS

- ▶ As a team last weekend against Yale, Cornell was successful on nine of its 10 stolen base attempts. Sophomore outfielder **JAKOBI DAVIS** stole five bases on the weekend, including a three-steal performance in last Friday's win.
- ▶ The three-steal performance was Cornell's first since sophomore infielder **RYAN PORTER** swiped three bases against Dartmouth last year on April 24.
- ▶ Davis' seven stolen bases ranks third among Ivy League players this season. Those ahead of Davis are Yale's AJ Gaich (9) and Jimmy Chatfield (8). Junior infielder **MATT BARNHORST** has five stolen bases this year, tied with Columbia's Cole Hage for the sixth-most in the Ivy League.
- ▶ The Big Red has registered multiple steals in its last six games and in eight of its last nine. It is the first time Cornell has swiped multiple bases in six straight games since 2013 (7).

IVY LEAGUE LEADERS

STOLEN BASE LEADERS

Among Ivy League Players (through 3/27/23)

PLAYER	SB
Y AJ Gaich	9
Y Jimmy Chatfield	8
▶ Jakobi Davis	7
Y Carson Swank	6
C Skye Selinsky	6
C Cole Hage	5
▶ Matt Barnhorst	5
J Scott Bandura	5

2023 SCHEDULE

DATE	OPPONENT	TV	TIME/RESULT
FEBRUARY (0-3)			
2/24	AT JAMES MADISON		L, 5-11
2/25	AT JAMES MADISON		L, 2-9
2/26	AT JAMES MADISON		L, 5-7
MARCH (2-10)			
3/3	VS. BALL STATE		L, 2-5
3/4	VS. PURDUE FORT WAYNE		L, 3-6
3/5	AT #5 WAKE FOREST	ACCN	L, 3-10
3/10	AT VCU	ESPN+	L, 9-14
3/11	AT VCU	ESPN+	L, 5-10
3/12	AT VCU	ESPN+	L, 3-9
3/18	AT GEORGE MASON (DH)	ESPN+	L, 5-10
3/18	AT GEORGE MASON (DH)	ESPN+	L, 3-4
3/19	AT GEORGE MASON	ESPN+	L, 4-15
3/24	AT YALE*	ESPN+	W, 5-3
3/26	AT YALE* (DH)	ESPN+	L, 2-12
3/26	AT YALE* (DH)	ESPN+	W, 7-5
APRIL			
4/1	AT COLUMBIA*	ESPN+	1 P.M.
4/2	AT COLUMBIA* (DH)	ESPN+	11:30 A.M.
4/2	AT COLUMBIA* (DH)	ESPN+	2:30 P.M.
4/4	ITHACA	ESPN+	3:30 P.M.
4/8	BROWN* (DH)	ESPN+	11:30 A.M.
4/8	BROWN* (DH)	ESPN+	2:30 P.M.
4/9	BROWN*	ESPN+	12 P.M.
4/11	AT BINGHAMTON		6:30 P.M.
4/15	AT HARVARD* (DH)	ESPN+	11:30 A.M.
4/15	AT HARVARD* (DH)	ESPN+	2:30 P.M.
4/16	AT HARVARD*	ESPN+	12 P.M.
4/18	BINGHAMTON	ESPN+	3:30 P.M.
4/22	PRINCETON* (DH)	ESPN+	11:30 A.M.
4/22	PRINCETON* (DH)	ESPN+	2:30 P.M.
4/23	PRINCETON*	ESPN+	12 P.M.
4/28	PENN*	ESPN+	12 P.M.
4/29	PENN* (DH)	ESPN+	11:30 A.M.
4/29	PENN* (DH)	ESPN+	2:30 P.M.
MAY			
5/2	AT BINGHAMTON		6:30 P.M.
5/6	AT DARTMOUTH* (DH)	ESPN+	11:30 A.M.
5/6	AT DARTMOUTH* (DH)	ESPN+	2:30 P.M.
5/7	AT DARTMOUTH*	ESPN+	12 P.M.
2023 IVY LEAGUE CHAMPIONSHIP SERIES			
5/19 - 5/21	TBD	ESPN+	TBA

* - Denotes Ivy League contest
Bold Red CAPS denotes home game
All game times Eastern, subject to change



MEDIA CONTACT

MARSHALL HAIM

Assistant Director of Athletic Communications

✉ mh2348@cornell.edu
☎ (716) 465-4945 (mobile)

POSITIONAL ROSTER

PITCHERS (13)

#	NAME	POS	HT	WT	YR	B/T	HOMETOWN	HIGH SCHOOL
5	Chris Ellison	RHP	6-0	190	So.	R/R	Howell, N.J.	Howell HS
9	Story Kimura	RHP	6-0	175	Jr.	R/R	Dallas, Texas	The Lawrenceville School (N.J.)
16	Will Long	RHP	6-0	170	So.	R/R	Great Falls, Va.	Langley HS
17	William Stephens	RHP	6-2	205	Jr.	R/R	Stone Mountain, Ga.	Marist HS
19	Noah Keller	LHP	6-1	210	Fr.	L/L	Goodrich, Mich.	Goodrich HS
20	Ethan Hamill	RHP	6-3	200	Fr.	R/R	Chester, Va.	Thomas Dale HS
26	Tom Clancy	RHP	6-1	190	So.	R/R	Westfield, N.J.	Newark Academy
28	Spencer Edwards	LHP	6-3	190	Sr.	L/L	Rancho Santa Margarita, Calif.	Santa Margarita Catholic
31	John Gerfen	LHP	6-0	195	Fr.	R/L	Brewster, N.Y.	Brewster HS
32	Carson Mayfield	RHP	6-5	200	Fr.	R/R	Annandale, Va.	Bishop O'Connell HS
34	Von Baker	RHP	6-7	235	Jr.	R/R	St. Johnsville, N.Y.	Oppenheim-Ephratah-St. Johnsville HS
42	Josh Shea	RHP	5-11	175	Fr.	R/R	Cortlandt Manor, N.Y.	Hendrick Hudson HS
45	August Biben	RHP	6-0	230	Sr.	R/R	New York, N.Y.	Riverdale County School

CATCHERS (3)

#	NAME	POS	HT	WT	YR	B/T	HOMETOWN	HIGH SCHOOL
1	John Quinlan	C/OF	5-9	180	So.	S/R	Menlo Park, Calif.	Menlo-Atherton HS
23	Braden Mack	C/RHP	6-2	210	Jr.	R/R	Woodbridge, Va.	Potomac HS
40	Nathan Waugh	C	6-5	230	Jr.	R/R	Placentia, Calif.	Yorba Linda HS

INFIELDERS (10)

#	NAME	POS	HT	WT	YR	B/T	HOMETOWN	HIGH SCHOOL
2	Matt Barnhorst	INF/OF	6-0	195	Jr.	R/R	Ponte Vedra Beach, Fla.	Ponte Vedra HS
3	Ryan Ross	INF	6-0	195	Sr.	R/R	Elmhurst, Ill.	York Community HS
7	Max Jensen	INF	6-2	190	So.	L/R	Burke, Va.	Lake Braddock Secondary
8	Franco Alonso	INF	6-2	195	Sr.	R/R	Pasadena, Calif.	Polytechnic School
12	Ryan Porter	INF	6-0	185	So.	R/R	Houston, Texas	Paetow HS
13	Shane Russell	1B	6-2	220	Sr.	R/R	Matthews, N.C.	Charlotte Christian School
18	TJ Swidorski	INF	6-0	185	Fr.	R/R	Woodbury, Minn.	East Ridge HS
25	Beck Urofsky	INF/RHP	6-4	225	Fr.	R/R	Silver Spring, Md.	Bethesda-Chevy Chase HS
30	Joe Hollerbach	INF	6-3	215	Sr.	R/R	Orinda, Calif.	Miramonte HS
37	William Jaun	1B/LHP	6-3	225	So.	L/L	Loveland, Ohio	St. Xavier HS

OUTFIELDERS (7)

#	NAME	POS	HT	WT	YR	B/T	HOMETOWN	HIGH SCHOOL
4	Caden Wildman	OF	6-3	215	Fr.	R/R	Woodbury, Minn.	East Ridge HS
6	Kyle Musser	OF	5-10	182	So.	R/R	Lititz, Pa.	Manheim Township HS
11	Wils Guy	OF	5-10	165	Sr.	R/R	San Luis Obispo, Calif.	San Luis Obispo HS
15	Sam Kaplan	OF	6-1	210	Sr.	R/R	Las Vegas, Nev.	The Meadows School
21	Elijah Diaz	OF	5-8	181	Sr.	L/L	Bronx, N.Y.	All Hallows HS
22	Jakobi Davis	OF	6-4	210	So.	L/L	Sarasota, Fla.	Sarasota Riverview HS
36	Matthew Walters	OF/RHP	5-11	195	Fr.	R/R	Granbury, Texas	Granbury HS

CORNELL COACHING AND SUPPORT STAFF

Ted Thoren Head Coach of Cornell Baseball: Dan Pepicelli (SUNY Cortland '94), 8th season

Associate Head Coach: Tom Ford (Ithaca '79), 33rd season with program; 15th in role

Assistant Coach (Third Base Coach): John Toppa (UConn '19), 2nd season with program; 1st in role

Volunteer Assistant Coach (First Base Coach): Justin Devoid (Colby-Sawyer '17), 1st season with program

Athletic Trainer: Grace DeStefano, 1st season with team

NUMERICAL ROSTER

#	NAME	POS	YR
1	John Quinlan	C/OF	So.
2	Matt Barnhorst	INF/OF	Jr.
3	Ryan Ross	INF	Sr.
4	Caden Wildman	OF	Fr.
5	Chris Ellison	RHP	So.
6	Kyle Musser	OF	So.
7	Max Jensen	INF	So.
8	Franco Alonso	INF	Sr.
9	Story Kimura	RHP	Jr.
11	Wils Guy	OF	Sr.
12	Ryan Porter	INF	So.
13	Shane Russell	1B	Sr.
14	Dan Pepicelli	HC	8th
15	Sam Kaplan	OF	Sr.
16	Will Long	RHP	So.
17	William Stephens	RHP	Jr.
18	TJ Swidorski	INF	Fr.
19	Noah Keller	LHP	Fr.
20	Ethan Hamill	RHP	Fr.
21	Elijah Diaz	OF	Sr.
22	Jakobi Davis	OF	So.
23	Braden Mack	C/RHP	Jr.
24	Tom Ford	AHC	33rd
25	Beck Urofsky	INF/RHP	Fr.
26	Tom Clancy	RHP	So.
27	John Toppa	AC	2nd
28	Spencer Edwards	LHP	Sr.
30	Joe Hollerbach	INF	Sr.
31	John Gerfen	LHP	Fr.
32	Carson Mayfield	RHP	Fr.
34	Von Baker	RHP	Jr.
36	Matthew Walters	OF/RHP	Fr.
37	William Jaun	1B/LHP	So.
40	Nathan Waugh	C	Jr.
42	Josh Shea	RHP	Fr.
44	Justin Devoid	VAC	1st
45	August Biben	RHP	Sr.

PRONUNCIATION GUIDE

#	NAME	PRONUNCIATION
6	Kyle Musser	MUSS-er
9	Story Kimura	kih-MURR-uh
15	Sam Kaplan	CAP-lynn
18	TJ Swidorski	swi-DOOR-skee
22	Jakobi Davis	juh-CO-bee
25	Beck Urofsky	YUHR-off-skee
30	Joe Hollerbach	HAHL-err-back
31	John Gerfen	guhr-fin
37	William Jaun	jon
40	Nathan Waugh	WAH
45	August Biben	BYE-bin
HC	Dan Pepicelli	pep-i-SELL-ee
AC	John Toppa	TOE-puh
VAC	Justin Devoid	dih-VOID

SATURDAY'S GAME ONE PROBABLE STARTING PITCHER



ETHAN HAMILL RHP #20

2023 STATS: 0-3, 8.02 ERA, 21.1 IP, 10 BB, 12 SO

Height / Weight: 6-3 / 200 lbs.
Hometown: Chester, Va.
High School: Thomas Dale HS

Bats/Throws: R/R
Year: Freshman

NEWS & NOTES ON HAMILL

- ▶ 3.48 ERA over his last two starts — both of which have been no decisions ... has thrown 10.1 IP in the stretch, and 62.9 percent of his pitches (95-of-151) have gone for strikes.
- ▶ Recorded Cornell's first quality start of the season (6 IP, 1 ER) in nightcap of March 18 doubleheader at George Mason ... allowed two runs (one earned) on seven hits, while walking one and fanning three.
- ▶ After issuing seven walks across his first two starts, has one walk in each of his last three outings.
- ▶ Earned four letters in baseball at Thomas Dale HS ... named an All-Region and All-Metro selection in 2022 ... two-time district champion in 2021 and 2022.
- ▶ Awarded 2022 US Army Reserve National Scholar-Athlete Award.
- ▶ Nominated for 2022 Richmond Sports Backers Male Scholar-Athlete of the Year.

2023 GAME LOG (5 G/5 GS/1 QS)

BIG RED RECORD IN STARTS: 1-4

Date	W-L	SCORE	IP	H	R	ER	HR	BB	SO	P/K	LEFT
2/25	L	2-9	3.0	3	4	4	1	5	0	75/38	2-4
3/4	L	3-6	4.0	6	3	3	2	2	3	67/42	0-3
3/11	L	5-10	4.0	11	8	8	1	1	4	73/38	5-8
3/18 (2)	ND	3-4	6.0	7	2	1	0	1	3	83/55	2-2
3/24	ND	5-3	4.1	5	3	3	1	1	2	68/40	1-2
TOTALS	0-3	8.02	21.1	32	20	19	5	10	12	366/213	58.2%

CAREER STATS

	W	L	ERA	G	GS	CG	IP	H	R	ER	HR	BB	SO	WHIP
2023	0	3	8.02	5	5	0	21.1	32	20	19	5	10	12	1.97
TOTALS	0	3	8.02	5	5	0	21.1	32	20	19	5	10	12	1.97

SATURDAY'S GAME TWO PROBABLE STARTING PITCHER



NOAH KELLER LHP #19

2023 STATS: 1-2, 8.24 ERA, 19.2 IP, 16 BB, 21 SO

Height / Weight: 6-1 / 210 lbs.
Hometown: Goodrich, Mich.
High School: Goodrich HS

Bats/Throws: L/L
Year: Freshman

NEWS & NOTES ON KELLER

- ▶ Logged first collegiate win and first quality start last Sunday against Yale ... struck out Cornell-best seven batters (four looking) while scattering five hits and three runs (two earned) over six innings.
- ▶ Started season-opening game against James Madison on Feb. 24 ... became first Cornell freshman to start season opener since RHP **COREY PAPPEL** (2/29/08 vs. Siena) ... first LHP to start the Big Red's season-opener since LHP **ZACH MCCULLEY** (3/1/14 vs. Navy).
- ▶ Four-year letterwinner in baseball at Goodrich HS ... three-time All-Conference selection (2019, 2021, 2022) ... two-time All-State selection (2021, 2022).
- ▶ Named to 2022 All-State Dream Team.

2023 GAME LOG (6 G/5 GS/1 QS)

BIG RED RECORD IN STARTS: 1-4

Date	W-L	SCORE	IP	H	R	ER	HR	BB	SO	P/K	LEFT
2/24	L	5-11	3.0	4	6	6	1	5	1	67/36	5-2
3/3	ND	2-5	4.2	3	2	1	0	4	5	85/47	2-2
3/10	L	9-14	2.0	4	6	6	1	4	5	62/32	5-6
3/12*	ND	3-9	0.1	0	0	0	0	1	0	9/3	3-9
3/19	ND	4-15	3.2	4	3	3	0	1	3	65/34	3-3
3/26 (2)	W	7-5	6.0	5	3	2	1	1	7	80/44	6-3
TOTALS	1-2	8.24	19.2	20	20	18	3	16	21	368/152	53.3%

* - denotes relief appearance

CAREER STATS

	W	L	ERA	G	GS	CG	IP	H	R	ER	HR	BB	SO	WHIP
2023	1	2	8.24	6	5	0	19.2	20	20	18	3	16	21	1.83
TOTALS	1	2	8.24	6	5	0	19.2	20	20	18	3	16	21	1.83

SUNDAY'S PROBABLE STARTING PITCHER



VON BAKER RHP #34

2023 STATS: 0-3, 11.57 ERA, 16.1 IP, 17 BB, 14 SO

Height / Weight: 6-7 / 235 lbs.
Hometown: St. Johnsville, N.Y.
High School: Oppenheim-Ephratah-St. Johnsville HS

Bats/Throws: R/R
Year: Junior

NEWS & NOTES ON BAKER

- ▶ Could not pitch out of the first inning in last start against Yale last Sunday ... issued five walks, allowing one hit and 8 ER over 0.2 IP.
- ▶ Six strikeouts in season debut at James Madison matched his career high when he pitched a career-high 6.1 innings on March 25, 2022 vs. Harvard.
- ▶ Baker made 12 appearances (four starts) in first collegiate season last year after his freshman season in 2021 was canceled due to COVID-19 pandemic.

2023 GAME LOG (5 G/5 GS/0 QS)

BIG RED RECORD IN STARTS: 0-5

Date	W-L	SCORE	IP	H	R	ER	HR	BB	SO	P/K	LEFT
2/26	ND	5-7	5.2	4	1	1	0	3	6	92/53	5-1
3/5	L	3-10	4.0	5	6	5	0	5	3	84/41	1-6
3/12	ND	3-9	4.0	3	3	1	0	2	4	85/43	2-3
3/18 (1)	L	5-10	2.0	6	6	6	1	2	1	61/35	0-6
3/26 (1)	L	2-12	0.2	1	8	8	0	5	0	42/19	0-5
TOTALS	0-3	11.57	16.1	19	24	21	1	17	14	364/191	52.5%

CAREER STATS

	W	L	ERA	G	GS	CG	IP	H	R	ER	HR	BB	SO	WHIP
2021	— NO SEASON (COVID-19 PANDEMIC) —													
2022	0	3	15.04	12	4	0	23.1	30	46	39	3	38	23	2.91
2023	0	3	11.57	5	5	0	16.1	19	24	21	1	17	14	2.20
TOTALS	0	6	13.61	17	9	0	39.2	49	70	60	4	55	37	2.62

CORNELL QUICK FACTS

GENERAL INFORMATION

Location Ithaca, N.Y.
 Enrollment (2021 Undergraduate) 15,503
 Founded 1865
 Nickname Big Red
 School Colors Carnelian Red (Pantone 187) and White
 Conference The Ivy League
 President Martha E. Pollack
 Meakam*Smith Director of Athletics Dr. Nicki Moore
 Athletics Website CornellBigRed.com

HISTORY

Seasons of Baseball 152nd
 First Season 1869
 All-Time Record (Win %) 1742-1972-35 (.469)
 Ivy League Regular-Season Titles (last) 6 (2012)
 Ivy League Championship Titles (last) 1 (2012)
 NCAA Tournament Appearances (last) 2 (2012)
 NCAA Tournament Record (Win %) 2-4 (.333)
 Most Consecutive NCAA Appearances Never
 College World Series Appearances (last) Never
 National Championships None

HOY FIELD

Year Opened (Seasons) 1922 (101st)
 Capacity 500
 All-Time Record (Win %) 654-532-9 (.551)
 Under Dan Pepicelli (Win %) 25-36-1 (.411)

BOOTH FIELD

Year Opened (Seasons) 2023 (1st)
 Capacity 500
 All-Time Record (Win %) 0-0 (.000)
 Under Dan Pepicelli (Win %) 0-0 (.000)

COACHING STAFF

Head Coach Dan Pepicelli (Cortland '90)
 Record at Cornell 77-133-1 (.367)
 Overall Record 298-310-3 (.490)
 Associate Head Coach Tom Ford (Ithaca '79)
 Assistant Coach John Toppa (UConn '19)
 Volunteer Assistant Justin Devoid (Colby-Sawyer '17)

2022 IN REVIEW

Overall Record 11-25
 Ivy League Record (Finish) 5-16 (7th)
 Home Record 4-9
 Road Record 7-15
 Neutral Record 0-1
 Ivy League Championship Series Did not qualify
 NCAA Tournament Not selected

2023 TEAM INFORMATION

Returns / Lost 24 / 11
 Newcomers 9
 Fr / So / Jr / Sr 9 / 9 / 6 / 9


COMMUNICATIONS

Jeremy Hartigan
 Associate Director of Athletics for Communications
Marshall Haim
 Assistant Director of Athletic Communications (BB)
 Phone 716.465.4945
 Email mh2348@cornell.edu
Matthew Jensen
 Assistant Director of Athletic Communications
Aaron Kelly
 Communications Coordinator

Mailing Address Cornell University Athletics
 Teagle Hall, 512 Campus Road, Ithaca, N.Y., 14853
 Twitter / Instagram @CornellSports
 Facebook /CornellSports

#YELLCORNELL

SCOUTING REPORT



as of 3/30/23



.211	BATTING AVG.	>>	.310
4.20	RUNS	>>	8.40
1.47	DOUBLES	>>	2.60
0.13	TRIPLES	>>	0.30
0.67	HOME RUNS	>>	1.50
3.93	RBI	>>	7.60
.318	ON-BASE PCT.	>>	.400
.326	SLUGGING PCT.	>>	.517
25/34 (.735)	STOLEN BASES	>>	29/35 (.829)
8.00	ERA	>>	6.37
6.40	STRIKEOUTS	>>	7.20
.300	OPPONENT AVG.	>>	.278
1.90	WHIP	>>	1.76
.956	FIELDING PCT.	>>	.965

ABOUT COLUMBIA

- ▶ Columbia enters this weekend's series with a 10-10 overall record and a 2-1 mark in Ivy League play.
- ▶ The Lions set a program record for hits (26) in its 23-11 victory over Monmouth on Wednesday at Robertson Field at Satow Stadium.
- ▶ In its Ivy League-opening weekend, the Lions took two of three from Brown, winning the first game and the rubber match.
- ▶ Earlier this year, Columbia took two of three games from then-No. 18-ranked Alabama in Tuscaloosa, Ala.
- ▶ Griffin Palfrey has a team-leading .409 batting average to go along with 21 RBI. Weston Eberly has a team-leading 24 RBI on the year. Hayden Schott is right behind Palfrey, hitting at a .398 clip, and has hit a Columbia-leading six home runs.
- ▶ Andy Leon has been Columbia's ace this season, posting a 3-1 record in five starts on the bump, garnering a 2.59 ERA while striking out 26 and walking just nine. Opponents are hitting .216 off the sophomore right-hander. Joe Sheets has been the other mainstay in the rotation, posting a 1-2 record with a 3.33 ERA.

TOUGH TO TOUCH

- ▶ Over seven relief outings so far during his senior campaign, left-handed pitcher **SPENCER EDWARDS** has been tough to hit off of this season.
- ▶ Edwards enters this weekend with opponents batting .185 off of him (12 hits in 65 at-bats), which ranks third in the Ivy League, through games completed through Monday.
- ▶ After allowing five hits in his first appearance of the season on Feb. 25 at James Madison, Edwards has allowed just seven hits over his last 15.2 innings pitched.

139 YEARS | 227 MILES | 243 MEETINGS

- ▶ Cornell and Columbia have met 243 times prior to this weekend's three-game series, as the Big Red owns a 129-114 record over the Lions.
- ▶ Despite a 49-60 all-time record in contests played at the Lions' home field in New York City, the Big Red has won four of its last seven at Robertson Field.
- ▶ The Lions swept a three-game set at Hoy Field last year, outscoring the Big Red, 23-10. Sophomore infielder **MAX JENSEN** batted a Cornell-best .400, going 4-of-10 with two doubles. Senior outfielder **SAM KAPLAN** also had a strong weekend against the Lions, hitting for a .364 clip (4-of-11) with a double, home run, and 4 RBI. Junior catcher **NATHAN WAUGH** had two of his three hits on the series go for extra bases (double, triple).

WAUGH(TCH) LIST

- ▶ Junior catcher **NATHAN WAUGH** was one of 65 players named to the watch list for the 2023 Buster Posey National Collegiate Catcher of the Year Award, it was announced by the Wichita Sports Commission on March 3.
- ▶ The lone Ivy League catcher named to the list, Waugh is coming off a sophomore campaign in which he batted .310 with five doubles, two triples, five home runs, and 18 RBI. He also had an OPS of .973 in his first true collegiate season after the 2021 season was canceled (COVID-19 pandemic).
- ▶ On May 22, the watch list will be narrowed down to semifinalists. The national voting committee will vote on three finalists that will be announced June 6. Following a final vote among the national committee members, the 2023 Buster Posey Award winner will be announced June 29.

IVY LEAGUE LEADERS

BATTING AVERAGE AGAINST LEADERS
 Among Ivy League Pitchers (through 3/28/23)

PLAYER	H	AB	BAA
Justin Kim	14	78	.179
Owen Coady	19	105	.181
Spencer Edwards	12	65	.185
Cole Zaffiro	20	95	.211
Andy Leon	19	88	.216



All-Time vs. Columbia 129-114
 in Ithaca, N.Y. 79-53
 in New York, N.Y. 49-60

LAST 5 GAMES VS. COLUMBIA

DATE	H/A	W/L	SCORE
3/24/19 (1)	A	W	4-3
3/24/19 (2)	A	L	8-13
4/30/22 (1)	H	L	3-7
4/30/22 (2)	H	L	2-5
5/1/22	H	L	5-11

2023 IVY LEAGUE STANDINGS

as of 3/30/23	IVY LEAGUE				OVERALL			HOME	AWAY	NEUTRAL	RPI
	SCHOOL	W-L	PCT	GB	STREAK	W-L	PCT				
Princeton	3-0	1.000	—	W3	9-11	.450	W3	3-0	6-11	0-0	123
Columbia	2-1	.667	1.0	W1	10-10	.500	W2	4-1	6-9	0-0	66
Harvard	2-1	.667	1.0	W1	5-15	.250	W2	1-0	3-12	1-3	244
Cornell	2-1	.667	1.0	W1	2-13	.133	W1	0-0	2-11	0-2	277
Penn	1-2	.333	2.0	L1	10-10	.500	L2	4-3	6-7	0-0	189
Yale	1-2	.333	2.0	L1	6-12	.333	W1	2-3	4-9	0-0	260
Brown	1-2	.333	2.0	L1	4-14	.222	W1	2-3	1-9	1-2	256
Dartmouth	0-3	.000	3.0	L3	1-16	.059	L3	0-0	1-12	0-4	278

LAST WEEK'S SCORES

Tuesday, March 21

Jacksonville 8, Dartmouth 3

Wednesday, March 22

Bryant 5, Brown 1

Columbia 11, Manhattan 4

Jacksonville 15, Dartmouth 4 (7 inn.)

Penn 7, Lehigh 4

Quinnipiac 1, Yale 0

Friday, March 24

Cornell 5, Yale 3

Columbia 10, Brown 3

Harvard 3, Penn 2 (10 inn.)

Princeton 10, Dartmouth 6

Sunday, March 26

Yale 12, Cornell 2 (Game 1)

Cornell 7, Yale 5 (Game 2)

Brown 14, Columbia 6 (Game 1)

Columbia 9, Brown 6 (Game 2)

Penn 8, Harvard 2 (Game 1)

Harvard 7, Penn 3 (Game 2)

Princeton 6, Dartmouth 1 (Game 1)

Princeton 12, Dartmouth 4 (Game 2)

THIS WEEK'S SCORES / SCHEDULE

Tuesday, March 28

Brown 4, Stonehill 3

Harvard 6, Holy Cross 5

Lafayette 6, Penn 5

Wednesday, March 29

Yale 4, Sacred Heart 3 (14 inn.)

Columbia 23, Monmouth 11

Saturday, April 1

Cornell at Columbia, 11:30 a.m. (DH)

Yale at Brown, 11:30 a.m. (DH)

Penn at Dartmouth, 11:30 a.m. (DH)

Princeton at Harvard, 11:30 a.m. (DH)

Sunday, April 2

Cornell at Columbia, 12:00

Yale at Brown, 12:00

Penn at Dartmouth, 12:00

Princeton at Harvard, 12:00



AROUND THE IVY LEAGUE

PLAYERS OF THE WEEK

	Award	PLAYER
Feb. 27	Player	Scott Bandura
	Pitcher	Chris Clark
	Rookie	William Lybrook
March 6	Player	Seth Dardar
	Pitcher	Owen Coady
	Rookie	Carter Rasmussen
March 13	Player	Griffin Palfrey
	Pitcher	Andy Leon
	Rookie	Davis Baker
March 20	Player	Seth Werchan
	Pitcher	Tom Chmielewski
	Rookie	Davis Baker
March 27	Player	Kyle Vinci
	Pitcher	Justin Kim
	Rookie	Ryan Taylor

2023 IVY LEAGUE PRESEASON POLL

	SCHOOL (FIRST-PLACE VOTES)	PTS
1.	Columbia (12)	124
2.	Penn (3)	113
3.	Dartmouth (1)	91
4.	Harvard	75
5.	Yale	68
6.	Brown	45
7.	Princeton	31
8.	Cornell	29

MAYFIELD SHINING EARLY

► Freshman right-handed pitcher **CARSON MAYFIELD** been a bright spot for the Cornell bullpen so far this season through his seven relief outings.

► Currently owning a 5.21 ERA that leads all Cornell pitchers with at least 10 innings pitched, Mayfield has 17 strikeouts compared to just three walks. His 5.67 strikeout-to-walk ratio is seventh among freshman pitchers and is second in the Ivy League, trailing Dartmouth's Jake Metzger (23 SO, 3 BB — 7.67).

► Mayfield's three walks allowed in 19 innings pitched leads to a 1.42 walks-per-9-inning ratio, which is the sixth-best figure by a first-year pitcher this season. He also trails Metzger (1.05) for the Ivy League lead.

► Over his 19 innings pitched, Mayfield has struck out 17 batters this season, which ranks second on the Big Red. He trails classmate **NOAH KELLER** who has 21 punchouts.

FACING TOURNAMENT TEAMS

► This weekend marks the third time in the last five weekends in which Cornell is squaring off against a team that participated in last year's NCAA Division I Baseball Championship.

► The first team Cornell played was Wake Forest on March 5. Wake Forest, who is currently ranked No. 2 in the country, went 1-2 last year in the College Park Regional.

► Cornell played VCU the following weekend on March 10-12 in Richmond, Va. The Rams lost twice in the championship of the Chapel Hill Regional to the host North Carolina.

► Along with Wake Forest, VCU, and Columbia, the Big Red has Binghamton on the schedule three times this season. The teams will play twice in Vestal and once in Ithaca. Last year's America East champions, Binghamton lost both of its games in the Stanford regional.

NCAA LEADERS

STRIKEOUT-TO-WALK RATIO LEADERS

Among Eligible Freshman Pitchers (through 3/28/23)

PLAYER	SO	BB	K/BB
Zac Cowan	32	1	32.00
Aiven Cabral	29	2	14.50
Tyler Bremner	37	4	9.25
Blake Smith	24	3	8.00
Kole Klecker	25	4	6.25
Seth Garner	23	4	5.75
► Carson Mayfield	17	3	5.67

WALKS-PER-9-INNING LEADERS

Among Eligible Freshman Pitchers (through 3/27/23)

PLAYER	IP	BB	BB/9
Zac Cowan	25.1	1	0.36
Aiven Cabral	25.1	2	0.71
Blake Smith	25.2	3	1.05
Kole Klecker	31.1	4	1.15
Seth Garner	30.2	4	1.17
► Carson Mayfield	19.0	3	1.42

2023 BIG RED HOME RUNS

PLAYER	HR	vL	vR	ROAD /		RUNNERS ON				OUTS			TIED		GO		DIRECTION					TEAM	DATE / OPP	LAST HR		AB SINCE						
				HOME	NEUTRAL	0	1	2	3	0	1	2	GAME	AHEAD	LF	LC	CF	RC	RF	W-L	PITCHER											
Franco Alonso	—	—	—	—	—	—	—	—	—	—	—	—	—	—	—	—	—	—	—	—	—	—	—	—	—	—	—	—	—	—	—	17
Matt Barnhorst	2	—	2	—	2	1	—	—	1	—	1	1	—	—	1	—	—	2	—	—	—	—	1-1	3/24/23 at Yale	Shaw	—	—	—	—	8		
Jakobi Davis	1	1	—	—	1	—	1	—	—	—	—	—	—	—	—	—	—	—	—	—	—	1	0-1	2/26/23 at JMU	Kinsler	—	—	—	—	31		
Elijah Diaz	—	—	—	—	—	—	—	—	—	—	—	—	—	—	—	—	—	—	—	—	—	—	—	—	—	—	—	—	—	—	11	
Wils Guy	1	—	1	—	1	1	—	—	—	—	—	—	—	—	—	—	—	1	—	—	—	—	0-1	3/18/22 (G2) at GMU	Gartland	—	—	—	—	15		
Joe Hollerbach	1	1	—	—	1	—	—	1	—	—	—	—	—	—	—	—	—	1	—	—	—	—	0-1	3/18/22 (G1) at GMU	Shields	—	—	—	—	16		
William Jaun	—	—	—	—	—	—	—	—	—	—	—	—	—	—	—	—	—	—	—	—	—	—	—	—	—	—	—	—	—	—	—	
Max Jensen	—	—	—	—	—	—	—	—	—	—	—	—	—	—	—	—	—	—	—	—	—	—	—	—	4/23/22 vs. Dartmouth	Skinner	—	—	—	—	88	
Sam Kaplan	—	—	—	—	—	—	—	—	—	—	—	—	—	—	—	—	—	—	—	—	—	—	—	—	5/1/22 vs. Columbia	Yoo	—	—	—	—	74	
Braden Mack	—	—	—	—	—	—	—	—	—	—	—	—	—	—	—	—	—	—	—	—	—	—	—	—	—	—	—	—	—	—	27	
Kyle Musser	—	—	—	—	—	—	—	—	—	—	—	—	—	—	—	—	—	—	—	—	—	—	—	—	—	—	—	—	—	—	—	42
Ryan Porter	—	—	—	—	—	—	—	—	—	—	—	—	—	—	—	—	—	—	—	—	—	—	—	—	5/8/22 at Brown	Fogell	—	—	—	—	39	
John Quinlan	1	—	1	—	1	—	—	1	—	—	—	—	—	—	—	—	—	—	—	—	—	1	0-1	3/4/23 vs. PFW	Fine	—	—	—	—	40		
Ryan Ross	1	1	—	—	1	—	—	1	—	—	—	—	—	—	—	—	—	—	—	—	—	—	1	0-1	2/24/23 at JMU	Burke	—	—	—	—	17	
Shane Russell	—	—	—	—	—	—	—	—	—	—	—	—	—	—	—	—	—	—	—	—	—	—	—	—	—	—	—	—	—	—	—	53
TJ Swidorski	1	—	1	—	1	—	1	—	—	—	—	—	—	—	—	—	—	1	—	—	—	—	0-1	2/25/23 at JMU	Murphy	—	—	—	—	32		
Beck Urofsky	—	—	—	—	—	—	—	—	—	—	—	—	—	—	—	—	—	—	—	—	—	—	—	—	—	—	—	—	—	—	—	3
Matthew Walters	—	—	—	—	—	—	—	—	—	—	—	—	—	—	—	—	—	—	—	—	—	—	—	—	—	—	—	—	—	—	—	—
Nathan Waugh	2	1	1	—	2	1	1	—	—	—	—	—	—	—	—	—	—	1	—	1	—	—	—	1-1	3/26/23 (G2) at Yale	Capell	—	—	—	—	0	
Caden Wildman	—	—	—	—	—	—	—	—	—	—	—	—	—	—	—	—	—	—	—	—	—	—	—	—	—	—	—	—	—	—	—	11

2-HR GAMES (0)

PLAYER DATE/OPP

— —

GRAND SLAMS (1)

PLAYER DATE/OPP

Matt Barnhorst 3/24 at Yale

LEADOFF HOME RUNS (0)

PLAYER DATE/OPP

— —

INSIDE-THE-PARK HR (0)

PLAYER DATE/OPP

— —

3-HR GAMES (0)

PLAYER DATE/OPP

— —

PINCH-HIT HR (0)

PLAYER DATE/OPP

— —

WALK-OFF HR (0)

PLAYER DATE/OPP

— —

BACK-TO-BACK HR (0)

PLAYER DATE/OPP

— —

BIG RED MISCELLANEOUS BATTING

PLAYER	MULTI-HIT GAMES						MULTI-RBI GAMES						HIT STREAKS				HITS				
	2	3	4	5+	TOTAL	CAREER	2	3	4	5+	TOTAL	CAREER	5-9	10-14	15+	ACTIVE	2023 HIGH	CAREER HIGH	INFIELD	BUNT	
Franco Alonso	—	—	—	—	—	0	—	—	—	—	—	0	—	—	—	0	—	—	—	—	—
Matt Barnhorst	1	1	—	—	2	8	—	—	1	—	1	4	—	—	—	1	3 (March 5-11)	5 games, 2022	1	—	
Jakobi Davis	—	—	—	—	—	3	2	—	—	—	2	5	1	—	—	6	6 (March 12-26)	6 games, ACTIVE	1	—	
Elijah Diaz	—	—	—	—	—	0	—	—	—	—	—	0	—	—	—	0	1 (March 12)	1 game, 2023	1	—	
Wils Guy	3	—	—	—	3	14	—	—	—	—	—	6	—	—	—	1	3 (March 18-19)	5, (4x), Last: 2022	1	—	
Joe Hollerbach	2	—	—	—	2	16	—	1	—	—	1	6	—	—	—	0	2 (March 24-26)	8 games, 2022	—	—	
William Jaun	—	—	—	—	—	—	—	—	—	—	—	—	—	—	—	—	—	—	—	—	
Max Jensen	2	—	—	—	2	14	2	—	—	—	2	8	—	—	—	4	4 (March 19-26)	8 games, 2022	—	—	
Sam Kaplan	3	—	—	—	3	10	—	—	—	—	—	8	1	—	—	0	6 (March 3-12)	6, (3x), Last: 2023	—	—	
Braden Mack	—	—	—	—	—	1	—	—	—	—	—	0	—	—	—	—	—	—	—	—	
Kyle Musser	—	—	—	—	—	0	2	—	—	—	2	2	—	—	—	0	4 (March 10-18)	4 games, 2023	—	—	
Ryan Porter	—	—	—	—	—	6	—	—	—	—	—	6	—	—	—	1	3 (Feb. 24-26)	4 games, 2022-23	2	—	
John Quinlan	2	1	—	—	3	3	—	1	—	—	1	1	—	—	—	4	4 (March 19-26)	4 games, ACTIVE	3	—	
Ryan Ross	—	—	—	—	—	3	—	1	—	—	1	5	—	—	—	0	1, twice	2, (5x), Last: 2022	—	—	
Shane Russell	—	—	—	—	—	2	—	—	—	—	—	1	—	—	—	0	—	2 games, 2020	—	—	
TJ Swidorski	2	—	—	—	2	2	1	—	—	—	1	1	—	—	—	1	3 (Feb. 25 - March 5)	3 games, 2023	—	—	
Beck Urofsky	—	—	—	—	—	—	—	—	—	—	—	0	—	—	—	0	—	—	—	—	
Matthew Walters	—	—	—	—	—	—	—	—	—	—	—	—	—	—	—	—	—	—	—	—	
Nathan Waugh	—	—	—	—	—	8	1	—	—	—	1	5	—	—	—	0	3 (Feb. 24-26)	4, (2x), Last: 2022-23	—	—	
Caden Wildman	—	—	—	—	—	0	—	—	—	—	—	0	—	—	—	0	1 (March 10)	1 game, 2023	—	—	

BIG RED W-L RECORD BY LINEUP CARD

PLAYER	BATTING ORDER (STARTS)									BY POSITION (STARTS)								
	1ST	2ND	3RD	4TH	5TH	6TH	7TH	8TH	9TH	C	1B	2B	3B	SS	LF	CF	RF	DH
Franco Alonso	—	—	—	—	—	—	—	—	—	—	—	—	—	—	—	—	—	—
Matt Barnhorst	—	—	—	—	—	0-1	2-8	0-4	—	—	—	2-13	—	—	—	—	—	—
Jakobi Davis	0-5	—	—	—	—	—	—	2-2	0-4	—	—	—	—	—	—	2-11	—	—
Elijah Diaz	—	—	—	—	—	—	—	—	—	—	—	—	—	—	—	—	—	—
Wils Guy	—	2-8	—	—	—	—	—	—	0-2	—	—	—	—	—	2-8	0-2	—	—
Joe Hollerbach	—	0-1	—	—	0-1	2-2	—	0-1	—	—	—	—	2-4	—	—	—	—	0-1
William Jaun	—	—	—	—	—	—	—	—	—	—	—	—	—	—	—	—	—	—
Max Jensen	—	—	2-12	—	0-1	—	—	—	—	—	2-10	—	0-3	—	—	—	—	—
Sam Kaplan	—	—	—	0-7	2-5	—	0-1	—	—	—	—	—	—	—	—	—	2-13	—
Braden Mack	—	—	—	—	—	—	—	—	—	—	—	—	—	—	—	—	—	—
Kyle Musser	—	0-1	—	—	0-2	0-3	—	—	0-1	—	—	—	—	—	0-2	—	—	0-5
Ryan Porter	—	0-3	—	—	—	—	0-2	0-3	1-2	—	—	—	—	1-10	—	—	—	—
John Quinlan	2-8	—	—	—	—	0-1	—	—	—	0-7	—	—	—	—	—	—	—	2-2
Ryan Ross	—	—	—	—	—	0-2	0-1	0-1	0-1	—	0-3	—	—	—	0-1	—	—	0-2
Shane Russell	—	—	—	—	—	—	—	—	—	—	—	—	—	—	—	—	—	—
TJ Swidorski	—	—	—	—	0-4	0-1	—	0-1	1-3	—	—	—	0-6	1-3	—	—	—	—
Beck Urofsky	—	—	—	—	—	—	—	0-1	—	—	—	—	—	—	—	—	—	0-1
Matthew Walters	—	—	—	—	—	—	—	—	—	—	—	—	—	—	—	—	—	—
Nathan Waugh	—	—	0-1	2-6	—	0-1	—	—	—	2-6	—	—	—	—	—	—	—	0-2
Caden Wildman	—	—	—	—	—	0-1	0-1	—	—	—	—	—	—	—	0-2	—	—	—

BIG RED STARTING PITCHER RUN SUPPORT

PLAYER	RUN		RUN SUPPORT		TOTAL RUNS	TOTAL RUNS	TEAM	QUALITY
	GS	SUPPORT	PER 9 IP	IN STARTS	IN STARTS	PER START	W-L	STARTS
Von Baker	5	8	4.41	18	18	3.60	0-5	0
Ethan Hamill	5	10	4.22	18	18	3.60	1-4	1
Noah Keller	5	21	9.61	27	27	5.40	1-4	1
TOTALS	15	39	6.16	63	63	4.20	2-13	2

BIG RED 2023 PITCHING SPLITS

	W	L	SV	G	IP	H	R	ER	HR	BB	SO	ERA	AVG
	Total	2	13	2	15	122.2	143	130	109	14	90	96	8.00
Home	—	—	—	—	—	—	—	—	—	—	—	—	—
Away	2	11	2	13	106.2	127	119	100	10	80	86	8.44	.305
Neutral	0	2	0	2	16.0	16	11	9	4	10	10	5.06	.267
Day	2	13	2	15	122.2	143	130	109	14	90	96	8.00	.300
Night	—	—	—	—	—	—	—	—	—	—	—	—	—
Starter	1	8	0	15	57.0	71	64	58	9	42	47	9.16	.314
Reliever	1	5	2	15	65.2	72	66	51	5	48	49	6.99	.288
February	0	3	0	3	24.2	27	27	23	3	26	17	8.39	.287
March	2	10	2	12	98.0	116	103	86	11	64	79	7.90	.304
April	—	—	—	—	—	—	—	—	—	—	—	—	—
May	—	—	—	—	—	—	—	—	—	—	—	—	—

RUNS BY INNING

	1	2	3	4	5	6	7	8	9	10	11	12	13	14	15	TOTAL
BIG RED	14	11	2	10	6	5	4	3	8	—	—	—	—	—	—	63
OPPONENTS	18	21	18	15	24	4	8	18	4	—	—	—	—	—	—	130

VICTORY MARGIN

	1	2	3	4	5	6	7	8	9	10	11	12	13	14	15
BIG RED	—	2	—	—	—	—	—	—	—	—	—	—	—	—	—
OPPONENTS	1	1	2	—	3	2	2	—	—	1	1	—	—	—	—

BIG RED MULTI-RUN INNINGS

	TIMES	LAST TIME
2 Runs	8	3/19 at George Mason (3rd inning, 2 hits)
3 Runs	3	3/10 at VCU (2nd inning, 1 hit); 3/10 at VCU (9th inning, 3 hits)
4 Runs	4	3/26 (G2) at Yale (2nd inning, 3 hits)
5 Runs	1	2/24 at James Madison (1st inning, 2 hits)
6 Runs	0	—
7 Runs	0	—
8 Runs	0	—
9 Runs	0	—
10 Runs	0	—

BIG RED GAME DELAYS

DATE	OPPONENT	DELAY	REASON
2/26	at James Madison	0:15, prior to first pitch	inclement weather

BIG RED 2023 BATTING SPLITS

	AB	R	H	2B	3B	HR	RBI	BB	SO	AVG	OBP	SLG
	Total	484	63	102	22	2	10	59	67	166	.211	.318
Home	—	—	—	—	—	—	—	—	—	—	—	—
Away	426	58	94	19	2	9	54	57	141	.221	.325	.338
Neutral	58	5	8	3	0	1	5	10	25	.138	.265	.241
Day	484	63	102	22	2	10	59	67	166	.211	.318	.326
Night	—	—	—	—	—	—	—	—	—	—	—	—
February	99	12	21	3	0	5	12	14	29	.212	.325	.394
March	385	51	81	19	2	5	47	53	137	.210	.316	.309
April	—	—	—	—	—	—	—	—	—	—	—	—
May	—	—	—	—	—	—	—	—	—	—	—	—

BIG RED LINEUP PRODUCTION

	AB	R	H	2B	3B	HR	RBI	BB	SO	AVG	OBP	SLG
1st	57	10	13	5	1	1	8	10	15	.228	.347	.404
2nd	65	6	10	1	0	1	5	3	22	.154	.203	.215
3rd	52	6	12	4	0	0	6	15	13	.231	.412	.308
4th	56	6	12	0	0	2	4	7	24	.214	.323	.321
5th	54	6	9	3	0	0	2	8	18	.167	.270	.222
6th	56	10	13	1	1	4	15	5	21	.232	.306	.500
7th	52	9	10	4	0	1	9	4	22	.192	.254	.327
8th	45	5	10	1	0	0	5	9	18	.222	.397	.244
9th	47	5	13	3	0	1	5	6	13	.277	.352	.404

THE TED THOREN HEAD COACH OF CORNELL BASEBALL



DAN PEPICELLI
8TH SEASON AT CORNELL

#24

Years in Role: 8th Season as Head Coach
College: SUNY Cortland '90
Coaching Location: Dugout

CORNELL • 2016 - PRESENT

- ▶ Entering his eighth season at the helm of the Cornell baseball program, Pepicelli is just the fourth Cornell head coach over the last 60 years, joining **TED THOREN** (1962-90), **TOM FORD** (1991-08), and **BILL WALKENBACH** (2009-15).
- ▶ His 77 career victories with the Big Red is already the fifth-most in program history. With 11 more victories this season, Pepicelli would be in sole possession of the fourth-most wins on East Hill.
- ▶ Under his tutelage, Cornell has produced 19 All-Ivy League selections — including five First Team and six Second Team selections — and four selections in the Major League Baseball Amateur Draft.
- ▶ In Pepicelli's second season with the program in 2017, he helped guide the Big Red to its first winning season in four years, posting a 21-17 overall record. The Big Red finished 9-11 in Ivy League play.
- ▶ Cornell has won at least 14 games in all but one season, excluding the shortened 2020 season.

CLEMSON • 2010-15

- ▶ Following a successful nine-year tenure at St. John Fisher in suburban Rochester, N.Y., Pepicelli headed to Clemson, S.C., to join the Tigers staff.
- ▶ He was an assistant coach for one year, an assistant head coach for two years, and an associate head coach for three years. All six years on staff Pepicelli aided Clemson to an appearance in the NCAA Tournament.
- ▶ The Tigers had a 231-149 (.608) record in his time with the program. Pepicelli became the first pitching coach to lead a staff to the College World Series in his first season with the team.
- ▶ For four consecutive seasons from 2011-14, Pepicelli guided the Tigers to have a team ERA below 4.00. He recruited and developed **MATT CROWNOVER**, who earned freshman All-America accolades in 2013 and was named the ACC's Pitcher of the Year in 2015.
- ▶ Played instrumental in assembling *Baseball America's* ninth-ranked recruiting class in 2015.
- ▶ Ten Clemson pitchers were selected in the Major League Baseball's Amateur Draft during tenure.

ST. JOHN FISHER • 2001-09

- ▶ Spent nine seasons as the head coach and assistant athletic director at St. John Fisher from 2001-09. During his time with the Cardinals, he was a two-time Empire 8 Coach of the Year (2001 and 2007), with the latter coming during the Cardinals' first-ever run to the Division III College World Series.
- ▶ In final seven seasons with St. John Fisher, the Cardinals posted winning seasons leading to Pepicelli being the program's all-time winningest head coach at the time of his departure.
- ▶ Team garnered national recognition for sportsmanship in 2008 following the ECAC Championship, in which a line-drive foul ball struck the opposing team's third-base coach in the head. Despite St. John Fisher trailing in the ninth inning, Pepicelli and his team conceded the game, ending any hope of reaching the NCAA Tournament. The Committee on Sportsmanship and Ethical Conduct presented Pepicelli's team with the NCAA's All-Divisions Sportsmanship Award for its decision.
- ▶ In addition to serving as the team's head coach, Pepicelli was the head strength and conditioning coach, where he served on the NCAA Competitive Safeguards Committee. He is a certified Strength & Conditioning Specialist and is a member of the National Strength and Conditioning Association.

HARTWICK • 1996-00

- ▶ Opened collegiate coaching career at Hartwick, where he was an assistant coach for three years before being promoted to head coach for two seasons.

PERSONAL

- ▶ A native of Schenectady, N.Y., Pepicelli graduated from Cicero-North Syracuse HS, and played at three colleges in the Central New York region.
- ▶ Named an all-region selection in two seasons with Mohawk Valley Community College, Pepicelli then earned his bachelor of sciences degree in Economics and Management from SUNY Cortland after playing one year with the Red Dragons. He was also an all-conference selection in his one year at Oneonta State.
- ▶ Pepicelli is married to the former Robyn Molloy, who played for and served as an assistant coach with Syracuse's women's soccer team. She also earned national titles as a player and coach at Monroe Community College. The couple has a daughter, Mia, and a son, Owen.

PEPICELLI'S YEAR-BY-YEAR HEAD COACHING RECORD

YEAR	SCHOOL	OVERALL	NOTE
1999	Hartwick	9-22 (.290)	
2000	Hartwick	12-18 (.400)	
2001	St. John Fisher	19-14 (.576)	Set then-wins record in at SJFU
2002	St. John Fisher	15-19 (.441)	
2003	St. John Fisher	16-16 (.500)	
2004	St. John Fisher	27-14 (.659)	SJFU's first 20-win season
2005	St. John Fisher	22-15 (.595)	
2006	St. John Fisher	26-15 (.634)	Third straight 20-win season
2007	St. John Fisher	28-13 (.683)	NCAA Tournament appearance
2008	St. John Fisher	25-14-2 (.634)	NCAA Sportsmanship Award
2009	St. John Fisher	22-17 (.564)	
2016	Cornell	14-24 (.368)	
2017	Cornell	21-17 (.553)	CU's first 20-win year since '13
2018	Cornell	14-22-1 (.392)	
2019	Cornell	14-24 (.368)	
2020	Cornell	1-8 (.111)	Season cut short (pandemic)
2021	Cornell	— NO SEASON (COVID-19 PANDEMIC) —	
2022	Cornell	11-25 (.306)	Two All-Ivy selections
2023	Cornell	2-13 (.133)	
Hartwick (2 seasons)		21-40 (.344)	
St. John Fisher (9 seasons)		200-137-2 (.593)	
Cornell (8 seasons)		77-133-1 (.367)	
Career (20 seasons)		298-310-3 (.490)	

2023 CORNELL BASEBALL COACHING STAFF



TOM FORD #14
33RD SEASON AT CORNELL

Years in Role: 15th season as Associate HC
College: Ithaca '79
Coaching Location: Dugout

- ▶ Ford enters his 33rd overall season with the Big Red and his 15th in his current role as an associate head coach.
- ▶ His time on East Hill began in 1991 when he took over for the legendary **TED THOREN** as head coach. He was head coach of the Big Red from 1991 until 2008, amassing a record of 264-440-2 during his tenure.



JOHN TOPPA #27
2ND SEASON AT CORNELL

Years in Role: 1st season as Assistant Coach
College: UConn '19
Coaching Location: Third Base Coaching Box

- ▶ Toppa, a former standout at UConn, enters his second season on the Cornell baseball coaching staff. This season will be his first as an assistant coach, after serving as a volunteer assistant in 2021.
- ▶ Helped guide **MAX JENSEN** and **SAM KAPLAN** each earn All-Ivy Second Team honors in 2022, following a nearly two-year hiatus from competition due to the COVID-19 pandemic.



JUSTIN DEVOID #44
1ST SEASON AT CORNELL

Years in Role: 1st season as Volunteer Assistant
College: Colby-Sawyer '17
Coaching Location: First Base Coaching Box

- ▶ Devoid enters his first season with the Cornell baseball coaching staff after serving as an assistant coach at St. Lawrence, a northern New York-based Division III school, for the past two seasons.
- ▶ In final year with the Saints, aided program to a 19-16 overall mark which served as its first winning season since 2014.

THE LAST TIME...

A CORNELL TEAM SCORED...

10+ Runs in a Game	10, at Binghamton (5/3/22 - W, 10-8)
15+ Runs in a Game	15, vs. Princeton (4/20/19 - G2 - W, 15-9)
20+ Runs in a Game	27, at Towson (4/5/17 - W, 27-14)
25+ Runs in a Game	27, at Towson (4/5/17 - W, 27-14)
5+ Runs in an Inning	5, at James Madison (2/24/23 - T1 - L, 5-11)
6+ Runs in an Inning	8, vs. Yale (4/2/22 - G2 - B7 - W, 12-9)
7+ Runs in an Inning	8, vs. Yale (4/2/22 - G2 - B7 - W, 12-9)
8+ Runs in an Inning	8, vs. Yale (4/2/22 - G2 - B7 - W, 12-9)
9+ Runs in an Inning	12, at Harvard (4/10/11 - G2 - T2 - W, 18-5)
10+ Runs in an Inning	12, at Harvard (4/10/11 - G2 - T2 - W, 18-5)
10+ Runs in Consecutive Games	10, vs. Binghamton (4/20/22 - W, 10-9 - 10 inn.) 12, vs. Dartmouth (4/23/22 - G1 - W, 12-7)
10+ Runs in 3+ Straight Games	15, at James Madison (3/15/14 - G1 - L, 15-16) 17, at James Madison (3/15/14 - G2 - W, 17-8) 14, at James Madison (3/16/14 - W, 14-8 - 10 inn.)
10+ Runs in 4+ Straight Games	16, at Virginia (4/7/1902 - W, 16-10) 10, at Navy (4/9/1902 - W, 10-6) 11, vs. Rochester (4/12/1902 - W, 11-1) 12, vs. Niagara (4/19/1902 - W, 12-4) 10, vs. Columbia (4/26/1902 - W, 10-7)

A CORNELL TEAM RECORDED...

15+ Hits in a Game	15, at Coppin State (3/5/22 - G1 - W, 11-7)
20+ Hits in a Game	28, at Towson (4/5/17 - W, 27-14)
25+ Hits in a Game	28, at Towson (4/5/17 - W, 27-14)
5+ Doubles in a Game	5, vs. Columbia (4/30/22 - G2 - L, 2-5)
6+ Doubles in a Game	6, vs. Yale (4/2/22 - G2 - W, 12-9)
7+ Doubles in a Game	7, at George Mason (3/12/17 - W, 9-3)
8+ Doubles in a Game	9, at James Madison (3/15/14 - G1 - L, 15-16)
9+ Doubles in a Game	9, at James Madison (3/15/14 - G1 - L, 15-16)
2+ Triples in a Game	3, vs. Dartmouth (4/23/22 - G1 - W, 12-7)
3+ Triples in a Game	3, vs. Dartmouth (4/23/22 - G1 - W, 12-7)
4+ Triples in a Game	4, at Bucknell (3/4/00 - G2 - W, 8-6)
3+ Home Runs in a Game	3, at James Madison (2/26/23 - L, 5-7)
4+ Home Runs in a Game	4, vs. Dartmouth (4/23/22 - G1 - W, 12-7)
5+ Home Runs in a Game	5, at James Madison (3/15/14 - G1 - L, 15-16)
Leadoff Home Run	Adam Saks, at Harvard (4/13/19 - G2 - L, 1-7)
Back-to-Back Home Runs	Ryan Porter (2-run) & Matt Barnhorst (solo), vs. Harvard (3/25/22 - G2 - L, 5-11)
Back-to-Back-to-Back Home Runs	Chris Cruz (3-run), Spencer Scorza (solo), & Ryan Karl (solo), at James Madison (3/15/14 - G2 - W, 17-8)
Drew 10+ Walks in a Game	12, vs. Binghamton (4/20/22 - W, 10-9 - 10 inn.)
Drew 15+ Walks in a Game	16, at Bucknell (5/1/96 - G1 - W, 18-3)
Hit by 4+ Pitches in a Game	4, vs. Harvard (3/26/22 - L, 11-12)
Hit by 5+ Pitches in a Game	5, at Yale (4/5/14 - G2 - W, 6-4)
Hit by 6+ Pitches in a Game	7, at Penn (4/15/06 - G2 - W, 23-10)
Hit by 7+ Pitches in a Game	7, at Penn (4/15/06 - G2 - W, 23-10)
5+ Stolen Bases in a Game	5, vs. Dartmouth (4/24/22 - L, 8-10)
6+ Stolen Bases in a Game	7, at Coppin State (3/5/22 - G2 - W, 14-5)
7+ Stolen Bases in a Game	7, at Coppin State (3/5/22 - G2 - W, 14-5)
8+ Stolen Bases in a Game	9, at George Washington (3/9/14 - G2 - W, 8-1)
9+ Stolen Bases in a Game	9, at George Washington (3/9/14 - G2 - W, 8-1)
10+ Stolen Bases in a Game	10, vs. Sampson Air Force Base (1952)

A CORNELL PITCHING STAFF...

Threw a No-Hitter	Connor Kaufmann, vs. Dartmouth (4/1/12 - W, 2-0)
Threw a Combined No-Hitter	Kerry Brooks (3 inn.), Rob Wilson (3 inn.), Doug Petillo (1 inn.), vs. Rochester (4/5/89 - G1 - W, 2-1)
Threw a Perfect Game	Gary Gronowski, vs. Oneonta (5/11/76 - W, 1-0)
Shutout an Opponent	at Brown (5/7/22 - G2 - W, 3-0)
Shutout an Ivy League Opponent	at Brown (5/7/22 - G2 - W, 3-0)
Posted Consecutive Shutouts	vs. Oneonta (5/2/86 - G1 - W, 4-0) vs. Oneonta (5/2/86 - G2 - W, 5-0)
Struck out 10+ Batters	11, at VCU (3/12/23 - L, 3-9)
Struck out 11+ Batters	11, at VCU (3/12/23 - L, 3-9)
Struck out 12+ Batters	14, vs. Niagara (2/29/20 - G2 - L, 6-8)
Struck out 13+ Batters	14, vs. Niagara (2/29/20 - G2 - L, 6-8)
Struck out 14+ Batters	14, vs. Niagara (2/29/20 - G2 - L, 6-8)
Struck out 15+ Batters	15, vs. Canisius (4/4/18 - W, 6-5)
Struck out 16+ Batters	18, at Princeton (4/29/09 - W, 9-0)
Struck out 17+ Batters	18, at Princeton (4/29/09 - W, 9-0)
Struck out 18+ Batters	18, at Princeton (4/29/09 - W, 9-0)

A CORNELL TEAM ALLOWED...

10+ Runs in a Game	12, at Yale (3/26/23 - G1 - L, 2-12)
15+ Runs in a Game	15, at George Mason (3/19/23 - L, 4-15)
20+ Runs in a Game	21, at Coppin State (3/6/22 - L, 2-21)
25+ Runs in a Game	31, at UC Santa Barbara (3/25/04 - L, 3-31)
5+ Runs in an Inning	8, at Yale (3/26/23 - B1 - L, 2-12)
6+ Runs in an Inning	8, at Yale (3/26/23 - B1 - L, 2-12)
7+ Runs in an Inning	8, at Yale (3/26/23 - B1 - L, 2-12)
8+ Runs in an Inning	8, at Yale (3/26/23 - B1 - L, 2-12)
9+ Runs in an Inning	11, at George Mason (3/19/23 - B5 - L, 4-15)
10+ Runs in an Inning	11, at George Mason (3/19/23 - B5 - L, 4-15)

A CORNELL TEAM DEFENSIVELY...

Committed 5+ Errors in a Game	6, vs. Binghamton (4/20/22 - W, 10-9 - 10 inn.)
Committed 6+ Errors in a Game	6, vs. Binghamton (4/20/22 - W, 10-9 - 10 inn.)
Committed 7+ Errors in a Game	7, at Le Moyne (4/15/97 - L, 8-14)
Committed 8+ Errors in a Game	8, at Pacific (3/20/96 - L, 7-18)
Committed 9+ Errors in a Game	10, vs. Le Moyne (4/8/92 - G1 - L, 3-19)
Committed 10+ Errors in a Game	10, vs. Le Moyne (4/8/92 - G1 - L, 3-19)
Turned 3+ Double Plays in a Game	3, at #5 Wake Forest (3/5/22 - L, 3-10)
Turned 4+ Double Plays in a Game	4, vs. Penn (4/24/11 - G2 - L, 2-10)
No Errors in 3+ Straight Games	4 games (5/3/22 - 5/8/22)
No Errors in 4+ Straight Games	4 games (5/3/22 - 5/8/22)

A CORNELL TEAM...

Played an Extra-Inning Game	vs. Binghamton (4/20/22 - W, 10-9 - 10 inn.)
Played a Top-25 Team	at #5 Wake Forest (3/5/23 - L, 3-10)
Swept a Doubleheader	vs. Yale (4/2/22 - W, 2-1; W, 12-9)
Swept a 3-Game Series	at Villanova (3/22/13 - 3/24/13)
Swept a 3-Game Ivy League Series	Not on record
Swept a 4-Game Series	at Maryland Eastern Shore (3/2/12 - 3/4/12)
Swept a 4-Game Ivy League Series	vs. Penn (4/23/05 - 4/24/05)
Swept in Doubleheader	at George Mason (3/18/22 - L, 5-10; L, 3-4)
Swept in 3-Game Series	at George Mason (3/18/23 - 3/19/23)
Swept in 3-Game Ivy League Series	vs. Columbia (4/30/22 - 5/1/22)
Swept in 4-Game Series	at Columbia (4/18/15 - 4/19/15)
Swept in 4-Game Ivy League Series	at Columbia (4/18/15 - 4/19/15)

Bold denotes occurred during 2023 season

THE LAST TIME...

A CORNELL INDIVIDUAL...

Scored 4+ Runs in a Game	4, Sam Kaplan, vs. Dartmouth (4/23/22 - G1 - W, 12-7)
Scored 5+ Runs in a Game	5, Will Simoneit, at Towson (4/5/17 - W, 24-17)
Recorded 4+ Hits in a Game	4, Sam Kaplan, vs. Dartmouth (4/23/22 - G1 - W, 12-7)
Recorded 5+ Hits in a Game	5, Will Simoneit, at Army (4/3/19 - W, 4-1)
Recorded 6+ Hits in a Game	6, Trey Baur, at Towson (4/5/17 - W, 24-17)
Recorded 2+ Doubles in a Game	2, TJ Swidorski, at #5 Wake Forest (3/5/23 - L, 3-10)
Recorded 3+ Doubles in a Game	3, Max Jensen, vs. Yale (4/2/22 - G2 - W, 12-9)
Recorded 2+ Triples in a Game	2, Sam Kaplan, vs. Dartmouth (4/23/22 - G1 - W, 12-7)
Recorded 3+ Triples in a Game	3, Steve Caputi, vs. Cortland (4/30/79 - W, 15-11)
Had a Multi-Home Run Game	2, Will Simoneit, vs. Penn (4/28/19 - W, 8-7)
Had a 3-Home Run Game	3, Dale Wickham, vs. Princeton (4/30/16 - W, 4-3)
Hit a Grand Slam	Matt Barnhorst, at Yale (3/24/22 - W, 5-3)
Recorded 5+ RBI in a Game	5, Will Simoneit, vs. Penn (4/28/19 - W, 8-7)
Recorded 6+ RBI in a Game	6, Ellis Bitar, vs. Penn (4/21/18 - G1 - W, 10-9)
Recorded 7+ RBI in a Game	7, Adam Jacobs, at UNC Greensboro (3/20/07 - L, 12-13 - 10 inn.)
Recorded 8+ RBI in a Game	8, Ira Degenhardt, vs. Seton Hall (6/9/27 - W, 11-5)
Drew 3+ Walks in a Game	3, Ryan Ross, vs. Binghamton (4/20/22 - W, 10-9 - 10 inn.)
Drew 4+ Walks in a Game	4, Justin Taylor, at Baylor (2/23/19 - L, 3-10)
Drew 5+ Walks in a Game	5, Steve Caputi, at Hawai'i-Hilo (3/21/79 - W, 9-8)
Stole 2+ Bases in a Game	3, Jakobi Davis, at Yale (3/24/23 - W, 5-3)
Stole 3+ Bases in a Game	3, Jakobi Davis, at Yale (3/24/23 - W, 5-3)
Stole 4+ Bases in a Game	6, Tom D'Alessandro, at George Washington (3/9/14 - G2 - W, 8-1)
Stole 5+ Bases in a Game	6, Tom D'Alessandro, at George Washington (3/9/14 - G2 - W, 8-1)
Stole 6+ Bases in a Game	6, Tom D'Alessandro, at George Washington (3/9/14 - G2 - W, 8-1)
Hit by 2+ Pitches in a Game	2, Jason Apostle, vs. Columbia (4/30/22 - G2 - L, 2-5)
Hit by 3+ Pitches in a Game	3, Mickey Brodsky, vs. Harvard (4/8/08)
Recorded Walk-Off Win	Max Jensen (hit by pitch), vs. Binghamton (4/20/22 - W, 10-9 - 10 inn.)
Recorded Walk-Off Win on Batted Ball	Matt Barnhorst (sacrifice fly), vs. Yale (4/2/22 - G1 - W, 2-1)
Recorded Walk-Off Home Run	Will Simoneit (3-run), vs. Penn (4/28/19 - W, 8-7)
Recorded a 10-Game Hit Streak	11 games, Will Simoneit (2019)
Recorded a 15-Game Hit Streak	16 games, Brian Billigen (2012)
Recorded a 15-Game On-Base Streak	26 games, Adam Saks (2019)
Recorded a 20-Game On-Base Streak	26 games, Adam Saks (2019)
Recorded a 30-Game On-Base Streak	40 games, Nathan Ford (2009)
Recorded a 30-Game On-Base Streak	40 games, Nathan Ford (2009)

A CORNELL PITCHER...

Threw a 7-Inning No-Hitter	Connor Kaufmann, vs. Dartmouth (4/1/12 - W, 2-0)
Threw a 9-Inning No-Hitter	Larry Rafalski, vs. Hartwick (4/25/68 - W, 7-0)
Threw a Perfect Game	Gary Gronowski, vs. Oneonta (5/11/76 - W, 1-0) - 7-inning game
Threw a 7-Inning Complete Game	Tim Willittes, vs. Penn (4/22/17 - G1 - L, 0-5)
Threw a 7-Inning Complete Game Shutout	Brian McAfee, vs. Princeton (4/26/15 - G1 - W, 10-0)
Threw a 9-Inning Complete Game	Luke Yacinich, at Brown (5/7/22 - G1 - W, 3-0) - 111 pitches
Threw a 9-Inning Complete Game Shutout	Luke Yacinich, at Brown (5/7/22 - G1 - W, 3-0) - 111 pitches
Pitched 3+ Scoreless Innings of Relief	Spencer Edwards (3.0 IP), at Yale (3/24/22 - W, 5-3)
Pitched 3+ Hitless Innings of Relief	Spencer Edwards (3.0 IP), at VCU (3/11/22 - L, 5-10) - 48 pitches
Pitched 4+ Scoreless Innings of Relief	Kevin Cushing (4.1 IP), vs. Harvard (3/25/22 - G1 - L, 5-7) - 68 pitches
Struck out 10+ Batters	10, Justin Lewis, at Navy (3/4/17 - G2 - L, 7-8)
Struck out 11+ Batters	13, Tim Willittes, at Bucknell (3/19/16 - G2 - W, 5-2)
Struck out 12+ Batters	13, Tim Willittes, at Bucknell (3/19/16 - G2 - W, 5-2)
Struck out 13+ Batters	13, Tim Willittes, at Bucknell (3/19/16 - G2 - W, 5-2)
Struck out 14+ Batters	15, Chris Schutt, at Columbia (4/19/03)
Struck out 15+ Batters	15, Chris Schutt, at Columbia (4/19/03)

Bold denotes occurred during 2023 season

BIG RED TRENDS

CATEGORY	2023	UNDER PEPICELLI
Overall	2-13	77-133-1
Ivy League Opponents	2-1	40-66
Non-Conference Opponents	0-12	37-67-1
vs. Power 5 Opponent	0-1	2-21
vs. Non-Power 5 Opponent	0-11	35-46-1
Home	0-0	26-36-1
Away	2-11	47-91
Neutral	0-2	4-6
Day Games (before 5 p.m.)	2-13	74-127-1
Night Games (5 p.m. or later)	0-0	3-6
February	0-3	0-17
March	2-10	30-51
April	0-0	39-56-1
May	0-0	8-9
Scoring 0-2 Runs	0-3	7-61
Scoring 3-5 Runs	1-9	22-50-1
Scoring 6-9 Runs	0-1	26-21
Scoring 10-Plus Runs	0-0	21-1
Allowing 0-2 Runs	0-0	29-7
Allowing 3-5 Runs	2-2	30-28-1
Allowing 6-9 Runs	0-4	16-55
Allowing 10-Plus Runs	0-7	2-43
Leading after Six Innings	2-1	56-10
Trailing after Six Innings	0-10	17-113
Tied after Six Innings	0-2	4-10-1
Leading after Seven Innings	2-1	49-6
Trailing after Seven Innings	0-11	11-102
Tied after Seven Innings	0-1	6-7-1
Leading after Eight Innings	2-1	52-3
Trailing after Eight Innings	0-12	5-106
Tied after Eight Innings	0-0	7-6-1
Big Red with No Home Runs	0-7	36-88
Big Red Hit a Home Run	2-6	41-47-1
Hits One Home Run	2-5	28-38-1
Hits Multiple Home Runs	0-1	13-9
Big Red Are Errorless	1-2	27-32
Big Red Has an Error	1-11	49-98-1
Commits One Error	0-5	27-36-1
Commits Multiple Errors	1-6	23-65
Out-hit Opponent	2-0	60-15
Out-hit by Opponent	0-13	13-110-1
Hits are Equal	0-0	4-8
Big Red Scores First	1-7	49-45-1
Opponent Scores First	1-6	28-88
Extra-Inning Games	0-0	6-9-1
One-Run Games	0-1	21-26
Two-Run Games	2-1	15-21
Five-Plus-Run Games	0-9	17-64
Shutouts	0-0	6-15

Overall

2-13

Home

0-0

Away

2-11

Neutral

0-2

Ivy League

2-1

2023 CORNELL BATTING STATISTICS (OVERALL)

PLAYER	AVG	GP	GS	AB	R	H	2B	3B	HR	RBI	TB	SLG%	BB	HBP	SO	GDP	OB%	SF	SH	SB	ATT
1 John Quinlan	.295	13	11	44	9	13	3	1	1	8	21	.477	6	2	8	0	.382	3	0	2	4
15 Sam Kaplan	.259	15	15	58	5	15	4	0	0	2	19	.328	6	0	21	1	.328	0	0	1	1
18 TJ Swidorski	.242	10	10	33	5	8	2	0	1	5	13	.394	4	0	12	0	.316	1	1	1	2
7 Max Jensen	.231	15	15	52	5	12	4	0	0	7	16	.308	13	1	10	0	.388	1	0	2	2
11 Wils Guy	.222	13	12	45	5	10	1	0	1	4	14	.311	4	0	10	0	.286	0	4	3	4
22 Jakobi Davis	.214	14	13	42	4	9	2	0	1	7	14	.333	9	2	15	1	.377	0	1	7	10
2 Matt Barnhorst	.204	15	15	49	9	10	2	0	2	9	18	.367	4	2	17	2	.281	2	1	5	6
12 Ryan Porter	.162	11	11	37	2	6	2	0	0	1	8	.216	4	1	15	0	.262	0	0	2	2
40 Nathan Waugh	.147	10	10	34	5	5	0	0	2	3	11	.324	5	2	17	0	.293	0	0	0	0
30 Joe Hollerbach	.217	7	7	23	5	5	0	1	1	4	10	.435	1	1	10	0	.280	0	0	0	0
6 Kyle Musser	.200	7	7	25	3	5	1	0	0	4	6	.240	2	0	8	1	.259	0	0	1	2
21 Elijah Diaz	.200	6	0	5	1	1	0	0	0	0	1	.200	1	0	2	1	.333	0	0	1	1
3 Ryan Ross	.111	10	6	18	4	2	0	0	1	4	5	.278	7	0	9	1	.360	0	0	0	0
4 Caden Wildman	.091	5	2	11	1	1	1	0	0	1	2	.182	0	0	8	0	.091	0	0	0	0
13 Shane Russell	.000	3	0	5	0	0	0	0	0	0	0	.000	0	0	4	0	.000	0	0	0	0
25 Beck Urofsky	.000	2	1	3	0	0	0	0	0	0	0	.000	1	1	0	0	.400	0	0	0	0
TOTALS	.211	15	15	484	63	102	22	2	10	59	158	.326	67	12	166	7	.318	7	7	25	34
OPPONENTS	.300	15	15	476	130	143	22	0	14	113	207	.435	90	33	96	8	.439	7	7	40	51

2023 CORNELL PITCHING STATISTICS (OVERALL)

PLAYER	ERA	W	L	APP	GS	CG	SHO	CBO	SV	IP	H	R	ER	BB	SO	2B	3B	HR	AB	BAA	WP	HBP	BK	SFA	SHA
32 Carson Mayfield	5.21	0	0	7	0	0	0	0	1	19.0	24	18	11	3	17	3	0	3	78	.308	2	3	0	1	1
28 Spencer Edwards	5.79	1	2	9	0	0	0	0	0	18.2	12	14	12	13	15	1	0	0	65	.185	1	4	0	2	0
20 Ethan Hamill	8.02	0	3	5	5	0	0	0	0	21.1	32	20	19	10	12	3	0	5	86	.372	1	5	0	1	2
19 Noah Keller	8.24	1	2	6	5	0	0	0	0	19.2	20	20	18	16	21	3	0	3	78	.256	2	5	0	1	0
34 Von Baker	11.57	0	3	5	5	0	0	0	0	16.1	19	24	21	17	14	3	0	1	62	.306	6	8	0	0	1
45 August Biben	0.00	0	0	4	0	0	0	0	0	4.2	4	0	0	2	1	1	0	0	16	.250	0	1	2	0	0
17 William Stephens	0.00	0	0	3	0	0	0	0	0	3.0	2	1	0	4	2	1	0	0	10	.200	0	1	0	0	0
31 John Gerfen	0.00	0	0	1	0	0	0	0	0	0.2	0	0	0	0	1	0	0	0	2	.000	0	0	0	0	0
5 Chris Ellison	2.70	0	0	3	0	0	0	0	0	3.1	2	2	1	3	1	0	0	0	12	.167	0	0	0	0	0
12 Ryan Porter	4.15	0	0	5	0	0	0	0	1	4.1	2	2	2	3	2	1	0	0	11	.182	0	1	0	1	1
16 Will Long	13.50	0	0	2	0	0	0	0	0	1.1	1	2	2	3	1	1	0	0	4	.250	2	0	0	0	1
25 Beck Urofsky	16.20	0	3	8	0	0	0	0	0	10.0	23	22	18	12	8	4	0	2	49	.469	3	3	0	1	1
9 Story Kimura	81.00	0	0	2	0	0	0	0	0	0.1	0	3	3	3	1	0	0	0	1	.000	1	1	0	0	0
42 Josh Shea	∞	0	0	1	0	0	0	0	0	0.0	2	2	2	1	0	1	0	0	2	1.000	0	1	0	0	0
TOTALS	8.00	2	13	15	15	0	0	0	2	122.2	143	130	109	90	96	22	0	14	476	.300	18	33	2	7	7
OPPONENTS	3.60	13	2	15	15	0	0	0	2	135.0	102	63	54	67	166	22	2	10	484	.211	12	12	0	7	7

Overall

2-13

Home

0-0

Away

2-11

Neutral

0-2

Ivy League

2-1

2023 CORNELL BATTING STATISTICS (IVY LEAGUE GAMES)

PLAYER	AVG	GP	GS	AB	R	H	2B	3B	HR	RBI	TB	SLG%	BB	HBP	SO	GDP	OB%	SF	SH	SB	ATT
22 Jakobi Davis	.375	3	3	8	2	3	0	0	0	2	3	.375	2	2	3	0	.583	0	0	5	5
1 John Quinlan	.333	3	3	12	1	4	2	0	0	1	6	.500	1	1	0	0	.400	1	0	1	1
30 Joe Hollerbach	.333	3	3	12	2	4	0	1	0	1	6	.500	0	0	4	0	.333	0	0	0	0
7 Max Jensen	.300	3	3	10	0	3	2	0	0	1	5	.500	4	0	2	0	.500	0	0	0	0
15 Sam Kaplan	.273	3	3	11	2	3	1	0	0	0	4	.364	2	0	3	0	.385	0	0	0	0
11 Wils Guy	.200	2	2	10	1	2	1	0	0	1	3	.300	0	0	3	0	.200	0	0	1	1
2 Matt Barnhorst	.182	3	3	11	3	2	1	0	1	5	6	.545	1	0	3	1	.250	0	0	1	1
12 Ryan Porter	.143	2	2	7	0	1	0	0	0	0	1	.143	1	0	3	0	.250	0	0	0	0
40 Nathan Waugh	.091	3	3	11	2	1	0	0	1	1	4	.364	0	2	5	0	.231	0	0	0	0
18 TJ Swidorski	.667	1	1	3	0	2	0	0	0	1	2	.667	0	0	0	0	.500	1	0	0	1
6 Kyle Musser	.000	1	1	4	0	0	0	0	0	0	0	.000	0	0	2	0	.000	0	0	0	0
3 Ryan Ross	.000	1	0	1	0	0	0	0	0	0	0	.000	0	0	1	0	.000	0	0	0	0
21 Elijah Diaz	.000	2	0	1	1	0	0	0	0	0	0	.000	1	0	0	0	.500	0	0	1	1
TOTALS	.248	3	3	101	14	25	7	1	2	13	40	.396	12	5	29	1	.350	2	0	9	10
OPPONENTS	.258	3	3	97	20	25	2	0	2	18	33	.340	13	6	19	2	.376	1	2	7	9

2023 CORNELL PITCHING STATISTICS (IVY LEAGUE GAMES)

PLAYER	ERA	W	L	APP	GS	CG	SHO	CBO	SV	IP	H	R	ER	BB	SO	2B	3B	HR	AB	BAA	WP	HBP	BK	SFA	SHA
32 Carson Mayfield	0.00	0	0	2	0	0	0	0	1	3.2	3	2	0	1	3	1	0	0	14	.214	0	0	0	0	0
28 Spencer Edwards	0.00	1	0	2	0	0	0	0	0	3.0	1	0	0	0	1	0	0	0	9	.111	0	1	0	0	0
19 Noah Keller	3.00	1	0	1	1	0	0	0	0	6.0	5	3	2	1	7	0	0	1	23	.217	0	0	0	1	0
20 Ethan Hamill	6.23	0	0	1	1	0	0	0	0	4.1	5	3	3	1	2	0	0	1	16	.313	0	1	0	0	2
25 Beck Urofsky	8.10	0	0	1	0	0	0	0	0	3.1	7	3	3	2	3	0	0	0	15	.467	1	2	0	0	0
45 August Biben	0.00	0	0	1	0	0	0	0	0	2.1	2	0	0	0	1	1	0	0	9	.222	0	0	0	0	0
17 William Stephens	0.00	0	0	1	0	0	0	0	0	1.0	1	1	0	2	1	0	0	0	4	.250	0	0	0	0	0
12 Ryan Porter	0.00	0	0	1	0	0	0	0	1	1.0	0	0	0	1	0	0	0	0	2	.000	0	0	0	0	0
31 John Gerfen	0.00	0	0	1	0	0	0	0	0	0.2	0	0	0	0	1	0	0	0	2	.000	0	0	0	0	0
34 Von Baker	108.00	0	1	1	1	0	0	0	0	0.2	1	8	8	5	0	0	0	0	3	.333	1	2	0	0	0
TOTALS	5.54	2	1	3	3	0	0	0	2	26	25	20	16	13	19	2	0	2	97	.258	2	6	0	1	2
OPPONENTS	4.00	1	2	3	3	0	0	0	0	27	25	14	12	12	29	7	1	2	101	.248	0	5	0	2	0

2023 INDIVIDUAL AND TEAM GAME HIGHS

INDIVIDUAL GAME HIGHS

BATTING

At-Bats	6, Max Jensen, at VCU (3/10)
Runs Scored	3, John Quinlan, at George Mason (3/19)
Hits	3, (2x), Last: John Quinlan, at George Mason (3/19)
Runs Batted In	4, Matt Barnhorst, at Yale (3/24)
Doubles	2, (2x), Last: TJ Swidorski, at #5 Wake Forest (3/5)
Triples	1, (2x), Last: Joe Hollerbach, at Yale (3/26 - G2)
Home Runs	1, (10x), Last: Nathan Waugh, at Yale (3/26 - G2)
Walks Drawn	2, (8x), Last: Max Jensen, at Yale (3/24)
Strikeouts	4, Jakobi Davis, at James Madison (2/26)
Sacrifice Bunts	2, Wils Guy, at George Mason (3/19)
Sacrifice Flies	1, (7x), Last: TJ Swidorski, at Yale (3/26 - GX)
Stolen Bases	3, Jakobi Davis, at Yale (3/24)
Hit by Pitches	1, (7x), Last: Max Jensen & Matt Barnhorst, at George Mason (3/18 - G1)
Caught Stealing	1, (12x), Last: Jakobi Davis & Nathan Waugh, at Yale (3/26 - GX)

PITCHING

Innings Pitched	6.0, (2x), Last: Noah Keller, at Yale (3/26 - G2)
Runs Allowed	9, Beck Urofsky, at George Mason (3/19)
Earned Runs	8, (2x), Last: Von Baker, at Yale (3/26 - G1)
Walks Issued	5, (4x), Last: Von Baker, at Yale (3/26 - G1)
Strikeouts	7, Noah Keller, at Yale (3/26 - G2)
Hits Allowed	11, Ethan Hamill, at VCU (3/11)
Doubles Allowed	2, Ethan Hamill, at George Mason (3/18 - G2)
Triples Allowed	—
Home Runs Allowed	2, (2x), Last: Ethan Hamill & Carson Mayfield, vs. Purdue Fort Wayne (3/4)
Wild Pitches	3, Von Baker, at George Mason (3/18 - G1)
Hit Batsmen	3, (2x), Last: Noah Keller, at George Mason (3/19)

FIELDING

Putouts	11, (2x), Last: Max Jensen, at Yale (3/24)
Assists	5, (5x), Last: Ryan Porter, at Yale (3/24)
Errors	2, Ryan Porter, at VCU (3/12)
Passed Balls	1, (3x), Last: John Quinlan, at VCU (3/12)

TEAM GAME HIGHS

BATTING

At-Bats	39, at VCU (3/10)
Runs Scored	9, at VCU (3/10)
Hits	13, at VCU (3/10)
Runs Batted In	8, at VCU (3/10)
Doubles	4, at Yale (3/26 - G2)
Triples	1, (2x), Last: at Yale (3/26)
Home Runs	3, at James Madison (2/26)
Walks Drawn	8, at VCU (3/10)
Strikeouts	18, at George Mason (3/19)
Sacrifice Bunts	2, at George Mason (3/19)
Sacrifice Flies	2, at George Mason (3/18 - G2)
Stolen Bases	4, at Yale (3/26 - G1)
Hit by Pitches	3, at Yale (3/24)
Caught Stealing	2, at VCU (3/12)
Hit into Double Plays	2, (2x), Last: at Yale (3/26 - GX)
Runners Left on Base	12, at VCU (3/10)


PITCHING

Innings Pitched	9.0, (2x), Last: at Yale (3/26 - G2)
Hits Allowed	16, at VCU (3/10)
Runs Allowed	15, at George Mason (3/19)
Earned Runs	13, at VCU (3/10)
Walks Issued	11, at #5 Wake Forest (3/5)
Strikeouts	11, at VCU (3/12)
Doubles Allowed	3, at George Mason (3/19)
Triples Allowed	—
Home Runs Allowed	4, vs. Purdue Fort Wayne (3/4)
Wild Pitches	5, at George Mason (3/18 - G1)
Hit Batsmen	6, at George Mason (3/19)

FIELDING

Putouts	27, (2x), Last: at Yale (3/26 - G2)
Assists	14, at George Mason (3/18 - G2)
Errors	4, at James Madison (2/24)
Passed Balls	1, (3x), Last: at VCU (3/12)
Double Plays Turned	3, (2x), Last: at VCU (3/10)

2023 CORNELL BASEBALL UNI WATCH




HAT: Red hat with red 'C'
JERSEY: White with red Cornell
PANTS: White with single red stripe



HAT: Red hat with red 'C'
JERSEY: Gray with red Cornell
PANTS: Gray with single red stripe

HOME RECORD: 0-0 (.000)
ROAD RECORD: 1-6 (.143)
NEUTRAL RECORD: 0-2 (.000)
RUNS SCORED: 40 (4.4 AVG)



HAT: White hat with red 'C', red brim
JERSEY: Red with white Cornell
PANTS: White with single red stripe

HOME RECORD: 0-0 (.000)
ROAD RECORD: 1-5 (.167)
NEUTRAL RECORD: 0-0 (.000)
RUNS SCORED: 23 (3.8 AVG)

DATE	OPPONENT	SCORE
2/24	at James Madison	L, 5-11
2/26	at James Madison	L, 5-7
3/3	vs. Ball State	L, 2-5
3/4	vs. Purdue Fort Wayne	L, 3-6
3/10	at VCU	L, 9-14
3/12	at VCU	L, 3-9
3/18 (1)	at George Mason	L, 5-10
3/18 (2)	at George Mason	L, 3-4
3/24	at Yale	W, 5-3

DATE	OPPONENT	SCORE
2/25	at James Madison	L, 2-9
3/5	at #5 Wake Forest	L, 3-10
3/11	at VCU	L, 5-10
3/19	at George Mason	L, 4-15
3/26 (1)	at Yale	L, 2-12
3/26 (2)	at Yale	W, 7-5

DATE	OPPONENT	SCORE
2/25	at James Madison	L, 2-9
3/5	at #5 Wake Forest	L, 3-10
3/11	at VCU	L, 5-10
3/19	at George Mason	L, 4-15
3/26 (1)	at Yale	L, 2-12
3/26 (2)	at Yale	W, 7-5

2023 GAME-BY-GAME BATTING STATISTICS

DATE	OPPONENT	AB	R	H	RBI	2B	3B	HR	TB	BB	IBB	SB	CS	HBP	SAC	SF	GDP	SO	PO	A	E	LOB	AVG
2/24	at James Madison	33	5	7	5	2	0	1	12	6	0	1	0	1	0	1	1	8	24	11	4	9	.212
2/25	at James Madison	34	2	7	2	1	0	1	11	5	0	0	1	0	0	0	1	8	24	8	2	10	.209
2/26	at James Madison	32	5	7	5	0	0	3	16	3	0	2	1	2	1	0	0	13	26	7	1	6	.212
3/3	vs. Ball State	27	2	2	2	1	0	0	3	6	0	0	1	0	1	0	0	10	24	9	1	4	.183
3/4	vs. Purdue Fort Wayne	31	3	6	3	2	0	1	11	4	0	0	1	0	0	0	1	15	24	11	0	5	.185
3/5	at Wake Forest	29	3	5	3	2	0	0	7	2	0	0	0	2	0	1	2	15	24	7	1	4	.183
3/10	at VCU	39	9	13	8	2	0	0	15	8	0	3	1	0	1	0	0	11	24	7	2	12	.209
3/11	at VCU	33	5	7	5	1	1	0	10	4	0	2	0	0	1	1	0	9	24	7	2	7	.209
3/12	at VCU	33	3	7	2	1	0	0	8	4	0	1	2	0	1	0	0	9	24	6	3	8	.210
3/18	at George Mason	33	5	5	5	1	0	1	9	3	0	3	0	2	0	0	0	14	24	10	0	6	.204
3/18	at George Mason	26	3	4	3	0	0	1	7	5	0	2	1	0	0	2	1	7	24	14	1	3	.200
3/19	at George Mason	33	4	7	3	2	0	0	9	5	0	2	0	0	2	0	0	18	24	11	3	9	.201
3/24	at Yale	34	5	8	5	1	0	1	12	4	0	3	0	3	0	1	0	14	27	11	0	10	.204
3/26	at Yale	32	2	5	1	2	0	0	7	4	0	2	0	2	0	0	0	7	24	9	1	9	.200
3/26	at Yale	35	7	12	7	4	1	1	21	4	0	4	1	0	0	1	1	8	27	3	2	6	.211
TOTALS		484	63	102	59	22	2	10	158	67	0	25	9	12	7	7	7	166	368	131	23	108	

2023 GAME-BY-GAME PITCHING STATISTICS

DATE	OPPONENT	IP	H	R	ER	BB	SO	2B	3B	HR	WP	BK	HBP	DP	IBB	SCORE	W	L	SV	ERA	WHIP	BB/9	SO/9
2/24	at James Madison	8.0	9	11	8	9	4	0	0	1	1	2	1	0	0	5-11	0	1	0	9.00	2.25	10.13	4.50
2/25	at James Madison	8.0	9	9	9	10	6	2	0	1	0	0	1	0	0	2-9	0	2	0	10.13	2.31	10.69	5.63
2/26	at James Madison	8.2	9	7	6	7	7	2	0	1	0	0	1	0	0	5-7	0	3	0	8.39	2.15	9.49	6.20
3/3	vs. Ball State	8.0	6	5	4	6	5	2	0	0	0	0	0	1	0	2-5	0	4	0	7.44	1.99	8.82	6.06
3/4	vs. Purdue Fort Wayne	8.0	10	6	5	4	5	1	0	4	0	0	0	0	0	3-6	0	5	0	7.08	1.94	7.97	5.98
3/5	at Wake Forest	8.0	8	10	9	11	8	1	0	1	3	0	1	3	0	3-10	0	6	0	7.58	2.01	8.69	6.47
3/10	at VCU	8.0	16	14	13	10	9	2	0	1	2	0	5	3	0	9-14	0	7	0	8.58	2.19	9.05	6.99
3/11	at VCU	8.0	12	10	10	4	7	1	0	1	1	0	4	1	0	5-10	0	8	0	8.91	2.16	8.49	7.10
3/12	at VCU	8.0	8	9	6	6	11	2	0	0	2	0	3	1	0	3-9	0	9	0	8.67	2.12	8.30	7.68
3/18	at George Mason	8.0	10	10	10	2	6	2	0	2	5	0	3	0	0	5-10	0	10	0	8.93	2.06	7.70	7.59
3/18	at George Mason	8.0	8	4	3	3	3	2	0	0	0	0	2	1	0	3-4	0	11	0	8.42	2.00	7.31	7.21
3/19	at George Mason	8.0	13	15	10	5	6	3	0	0	2	0	6	1	0	4-15	0	12	0	8.66	2.02	7.17	7.17
3/24	at Yale	9.0	7	3	3	2	4	0	0	1	0	0	1	1	0	5-3	1	12	1	8.18	1.93	6.73	6.90
3/26	at Yale	8.0	11	12	11	9	6	1	0	0	2	0	4	0	0	2-12	1	13	1	8.47	1.97	6.97	6.89
3/26	at Yale	9.0	7	5	2	2	9	1	0	1	0	0	1	1	0	7-5	2	13	2	8.00	1.90	6.60	7.04
TOTALS		122.2	143	130	109	90	96	22	0	14	18	2	33	13	0	63-130							

GAME-BY-GAME INFORMATION

DATE	OPPONENT	TIME/ RESULT	CORNELL				OPPONENTS				REC	IVY	POS	Win	Loss	Save	TIME	ATT	
			R	H	E	LOB	R	H	E	LOB									
2/24	at James Madison	L, 5-11	5	7	4	9	11	9	2	9	0-1	—	—	Scully (1-0)	Keller (0-1)	◀ —	2:53	413	
2/25	at James Madison	L, 2-9	2	7	2	10	9	9	2	8	0-2	—	—	Murphy (1-0)	Hamill (0-1)	◀ —	2:50	188	
2/26	at James Madison	L, 5-7	5	7	1	6	7	9	0	7	0-3	—	—	Kleinfelter (1-0)	Urofsky (0-1)	◀ —	2:46	473	
3/3	vs. Ball State	L, 2-5	2	2	1	4	5	6	0	5	0-4	—	—	Hartlaub (1-2)	Urofsky (0-2)	◀ —	2:31	157	
3/4	vs. Purdue Fort Wayne	L, 3-6	3	6	0	5	6	10	0	6	0-5	—	—	Deany (1-1)	Hamill (0-2)	◀ Fine (1)	2:13	167	
3/5	at Wake Forest	L, 3-10	3	5	1	4	10	8	0	7	0-6	—	—	Hartle (3-0)	Baker (0-1)	◀ —	2:30	1,245	
3/10	at VCU	L, 9-14	9	13	2	12	14	16	2	14	0-7	—	—	Ellis (1-2)	Keller (0-2)	◀ —	3:28	500	
3/11	at VCU	L, 5-10	5	7	2	7	10	12	1	10	0-8	—	—	Gladden (1-0)	Hamill (0-3)	◀ —	2:33	200	
3/12	at VCU	L, 3-9	3	7	3	8	9	8	2	8	0-9	—	—	Delane (1-2)	Edwards (0-1)	◀ —	2:33	250	
3/18	at George Mason	L, 5-10	5	5	0	6	10	10	3	3	0-10	—	—	Shields (4-0)	Baker (0-2)	◀ —	2:37	—	
3/18	at George Mason	L, 3-4	3	4	1	3	4	8	0	6	0-11	—	—	Stewart (1-1)	Edwards (0-2)	◀ Edmonds (1)	—	191	
3/19	at George Mason	L, 4-15	4	7	3	9	15	13	1	10	0-12	—	—	Martins (1-1)	Urofsky (0-3)	◀ —	—	117	
3/24	at Yale	W, 5-3	5	8	0	10	3	7	0	5	1-12	1-0	T-1st	Edwards (1-2)	◀ Shaw (1-2)	Mayfield (1)	◀	2:26	89
3/26	at Yale	L, 2-12	2	5	1	9	12	11	1	10	1-13	1-1	T-2nd	Easterly (3-1)	Baker (0-3)	◀ —	2:40	117	
3/26	at Yale	W, 7-5	7	12	2	6	5	7	1	6	2-13	2-1	T-2nd	Keller (1-2)	◀ Reese (1-2)	Porter (1)	◀	2:40	126
4/1	at Columbia	1 p.m.																	
4/2	at Columbia	11:30 a.m.																	
4/2	at Columbia	2:30 p.m.																	
4/4	ITHACA	3:30 p.m.																	
4/8	BROWN	11:30 a.m.																	
4/8	BROWN	2:30 p.m.																	
4/9	BROWN	12 p.m.																	
4/11	at Binghamton	6:30 p.m.																	
4/15	at Harvard	11:30 a.m.																	
4/15	at Harvard	2:30 p.m.																	
4/16	at Harvard	12 p.m.																	
4/18	BINGHAMTON	3:30 p.m.																	
4/22	PRINCETON	11:30 a.m.																	
4/22	PRINCETON	2:30 p.m.																	
4/23	PRINCETON	12 p.m.																	
4/28	PENN	12 p.m.																	
4/29	PENN	11:30 a.m.																	
4/29	PENN	2:30 p.m.																	
5/2	at Binghamton	6:30 p.m.																	
5/6	at Dartmouth	11:30 a.m.																	
5/6	at Dartmouth	2:30 p.m.																	
5/7	at Dartmouth	12 p.m.																	

2023 CORNELL BASEBALL TV / PHOTO ROSTER



1
JOHN QUINLAN
C/O F | R/R | So. | 5'9" | 180
Menlo Park, Calif.



2
MATT BARNHORST
INF/O F | R/R | Jr. | 6'0" | 195
Ponte Vedra Beach, Fla.



3
RYAN ROSS
INF | R/R | Sr. | 6'0" | 195
Elmhurst, Ill.



4
CADEN WILDMAN
OF | R/R | Fr. | 6'3" | 215
Woodbury, Minn.



5
CHRIS ELLISON
RHP | R/R | So. | 6'0" | 190
Howell, N.J.



6
KYLE MUSSER
OF | R/R | So. | 5'10" | 182
Lititz, Pa.



7
MAX JENSEN
INF | L/R | So. | 6'2" | 190
Burke, Va.



8
FRANCO ALONSO
INF | R/R | Sr. | 6'2" | 195
Pasadena, Calif.



9
STORY KIMURA
RHP | R/R | Jr. | 6'0" | 175
Dallas, Texas



11
WILS GUY
OF | R/R | Sr. | 5'10" | 165
San Luis Obispo, Calif.



12
RYAN PORTER
INF | R/R | So. | 6'0" | 185
Houston, Texas



13
SHANE RUSSELL
1B | R/R | Sr. | 6'2" | 220
Matthews, N.C.



15
SAM KAPLAN
OF | R/R | Sr. | 6'1" | 210
Las Vegas, Nev.



16
WILL LONG
RHP | R/R | So. | 6'0" | 170
Great Falls, Va.



17
WILLIAM STEPHENS
RHP | R/R | Jr. | 6'2" | 205
Stone Mountain, Ga.



18
TJ SWIDORSKI
INF | R/R | Fr. | 6'0" | 185
Woodbury, Minn.



19
NOAH KELLER
LHP | L/L | Fr. | 6'1" | 210
Goodrich, Mich.



20
ETHAN HAMILL
RHP | R/R | Fr. | 6'3" | 200
Chester, Va.



21
ELIJAH DIAZ
OF | L/L | Sr. | 5'8" | 181
Bronx, N.Y.



22
JAKOBI DAVIS
OF | L/L | So. | 6'4" | 210
Sarasota, Fla.



23
BRADEN MACK
C/RHP | R/R | Jr. | 6'2" | 210
Woodbridge, Va.



25
BECK UROFSKY
INF/RHP | R/R | Fr. | 6'4" | 225
Silver Spring, Md.



26
TOM CLANCY
RHP | R/R | Jr. | 6'1" | 190
Westfield, N.J.



28
SPENCER EDWARDS
LHP | L/L | Sr. | 6'3" | 190
Rancho Santa Margarita, Calif.



30
JOE HOLLERBACH
INF | R/R | Sr. | 6'3" | 215
Orinda, Calif.



31
JOHN GERFEN
LHP | R/L | Fr. | 6'0" | 195
Brewster, N.Y.



32
CARSON MAYFIELD
RHP | R/R | Fr. | 6'5" | 200
Annandale, Va.



34
VON BAKER
RHP | R/R | Jr. | 6'7" | 235
St. Johnsville, N.Y.



36
MATTHEW WALTERS
OF/RHP | R/R | Fr. | 5'11" | 195
Granbury, Texas



37
WILLIAM JAUN
1B/LHP | L/L | So. | 6'3" | 225
Loveland, Ohio



40
NATHAN WAUGH
C | R/R | Jr. | 6'5" | 230
Placentia, Calif.



42
JOSH SHEA
RHP | R/R | Fr. | 5'11" | 175
Cortlandt Manor, N.Y.



45
AUGUST BIBEN
RHP | R/R | Sr. | 6'0" | 230
New York, N.Y.



24
DAN PEPICELLI
Head Coach
8th Season



14
TOM FORD
Associate Head Coach
15th Season



27
JOHN TOPPA
Assistant Coach
2nd Season



44
JUSTIN DEVOID
Volunteer Assistant Coach
1st Season