



MEN'S HOCKEY GAME NOTES

LYNAH RINK ► 536 CAMPUS ROAD, ITHACA, N.Y. 14853

CORNELLBIGRED.COM ► @CORNELLMHOCKEY ► @CORNELLSPORTS ► @ECACHOCKEY ► @IVYLEAGUE ► #YELLCORNELL



#4 CORNELL

RECORD: 21-10-2 • 15-6-1 ECAC
USCHO: 12 • USA TODAY: 12

SAT., MARCH 25, 2023 • 4:00 P.M. • SNHU ARENA
GAME NO. 34 | TV: ESPNU / ESPN+ | RADIO: WHCU (870 AM, 97.7 FM)
51ST ALL-TIME MEETING • CORNELL LEADS, 26-21-3 (MORE INFO PG. 9)

#2 BOSTON UNIV.

RECORD: 28-10-0 • 18-6-0 HEA
USCHO: 5 • USA TODAY: 5



2022-23 SCHEDULE

DATE	OPPONENT	TV	TIME/SCORE
OCTOBER (0-2-0)			
10/15	OTTAWA (EXH.)	ESPN+	W, 5-1
10/20	GUELPH (EXH.)	ESPN+	W, 8-1
10/28	AT #19 MINN. DULUTH	NCHC-TV	L, 2-3
10/29	AT #19 MINN. DULUTH	NCHC-TV	L, 2-4
NOVEMBER (6-2-0, 4-2-0 ECAC)			
11/4	AT PRINCETON*	ESPN+	W, 3-1
11/5	AT #7 QUINNIPIAC*	ESPN+	L, 0-2
11/11	AT ST. LAWRENCE*	ESPN+	W, 5-1
11/12	AT CLARKSON*	ESPN+	L, 1-4
11/18	YALE*	ESPN+	W, 5-2
11/19	BROWN*	ESPN+	W, 5-1
11/22	SHU SACRED HEART	ESPN+	W, 2-1
THE FROZEN APPLE (NEW YORK, N.Y.)			
11/26	VS. #6 UCONN	ESPN+	W, 6-0
DECEMBER (2-1-1, 1-1-0 ECAC)			
12/2	#7 HARVARD*	ESPN+	L, 1-2 (OT)
12/3	DARTMOUTH*	ESPN+	W, 1-0
12/29	AIC	ESPN+	W, 8-4
12/30	AIC	ESPN+	T, 3-3 (SOW)
JANUARY (5-2-0, 5-1-0 ECAC)			
1/6	AT UNION*	ESPN+	W, 6-1
1/7	AT RPI*	ESPN+	W, 6-4
1/14	BU AT #7 BOSTON UNIV.	ESPN+	L, 3-4
1/20	#1 QUINNIPIAC*	ESPN+	W, 4-0
1/21	PRINCETON*	ESPN+	W, 3-2
1/27	AT DARTMOUTH*	ESPN+	W, 3-2
1/28	AT #10 HARVARD*	ESPN+	L, 2-6
FEBRUARY (5-2-1, 5-2-1 ECAC)			
2/3	RPI RPI*	ESPN+	W, 3-1
2/4	UNION*	ESPN+	W, 10-1
2/10	COLGATE*	ESPN+	W, 3-2
2/11	AT COLGATE*	ESPN+	T, 4-4 (SOL)
2/17	CLARKSON*	ESPN+	L, 3-4
2/18	ST. LAWRENCE*	ESPN+	L, 0-1
2/24	AT BROWN*	ESPN+	W, 5-0
2/25	AT YALE*	ESPN+	W, 5-1
MARCH (3-1-0)			
ECAC HOCKEY CHAMPIONSHIPS (ITHACA, N.Y.)			
3/10	CLARKSON	ESPN+	W, 2-1
3/11	CLARKSON	ESPN+	W, 3-1
ECAC HOCKEY CHAMPIONSHIPS (LAKE PLACID, N.Y.)			
3/17	VS. #6 HARVARD	ESPN+	L, 0-1 (OT)
DIVISION I MEN'S ICE HOCKEY CHAMPIONSHIPS (MANCHESTER, N.H.)			
3/23	VS. #4 DENVER	ESPN	W, 2-0
3/25	VS. #5 BOSTON UNIV.	ESPN	4 P.M.
APRIL			
FROZEN FOUR (TAMPA, FLA.)			
4/6	SEMIFINALS	ESPN 2	TBD
4/8	CHAMPIONSHIP	ESPN 2	8 P.M.

* - Denotes ECAC Hockey contest

Bold Red CAPS denotes home game

PUCK DROP

Seeking its first trip to the Frozen Four since 2003, the No. 4 seed and No. 12-ranked Cornell men's hockey team faces its bitter rival in the No. 2 seed and No. 5-ranked Boston University this afternoon.

THURSDAY REWIND

Sophomore goaltender **IAN SHANE** stopped all 27 shots he faced, and junior forward **JACK O'LEARY** and senior forward **BEN BERARD** each scored first-period goals, to lift Cornell to a 2-0 victory over Denver, the No. 4 overall seed, in this year's NCAA Tournament.

The win marked the fourth time a No. 4 seed won at the Manchester Regional, joined by Miami of Ohio (2007), New Hampshire (2011), and Notre Dame (2017).

Cornell improved to 9-3 all-time in the regional semifinals, thanks to Shane becoming the second Cornell goaltender in program history to record a shutout in the NCAA Tournament. The other Big Red netminder to do so was future Hockey Hall of Famer **KEN DRYDEN** (30 saves) on March 16, 1967, against North Dakota in the national semifinals in Syracuse, N.Y. Cornell went on to defeat Boston University, 4-1, to claim its first national title.

ROAD TO TAMPA

Cornell is appearing in its 23rd Division I Men's Ice Hockey Championship this season. It is the 10th-most appearances by any program in this year's tournament and is second among ECAC Hockey squads, trailing Harvard (27).

With a win this afternoon over Boston University, Cornell will secure its ninth overall Frozen Four appearance, but just the program's third in the last 49 years. The Big Red made six Frozen Fours over a seven-year span (1967, 1968, 1969, 1970, 1972, 1973).

NOT HIS FIRST RODEO

MIKE SCHAFER '86, the Jay R. Bloom '77 Head Coach of Men's Hockey, is coaching in his 13th NCAA Tournament as the head coach at Cornell.

Schafer, who coached his first NCAA Tournament game in his first year as the Big Red's coach in 1995-96, has an overall record of 10-12 (.455) in the NCAA postseason.

The Big Red has made one Frozen Four under Schafer, coming in 2003, which was held in Buffalo, N.Y.

A 1986 Cornell graduate, Schafer is one of six head coaches in this year's tournament to be coaching their alma mater in this year's NCAA Tournament.

Ironically, four of the six head coaches are coaching their alma maters in the Manchester Regional. Joining Schafer is David Carle (Denver), Pat Ferschweiler (Western Michigan), and Jay Pandolfo (Boston University). Ted Donato (Harvard) and Brandon Naurato (Michigan) are the others.

TOURNAMENT TIDBIT

TEAMS TO WIN REGIONAL SEMI AS NO. 4 SEED
All-Time at Regionals Held in Manchester, N.H.

SCHOOL	DATE	OPPONENT
Miami (Ohio)	3/24/07	#4 New Hampshire
New Hampshire	3/26/11	#4 Miami (Ohio)
Notre Dame	3/25/17	#4 Minnesota
Cornell	3/23/23	#4 Denver

CORNELL HISTORY

SHUTOUTS IN NCAA TOURNAMENT

Cornell Program History

GOALTENDER	DATE	SAVES
Ken Dryden	3/16/67	30
Ian Shane	3/23/23	27

NCAA HISTORY

MOST NCAA TOURNAMENT APPEARANCES

Source: CollegeHockeyInc.com

SCHOOL	APPS
Michigan	40
Minnesota	40
Boston University	38
Boston College	36
North Dakota	34
Denver	32
Harvard	27
Michigan State	27
Wisconsin	26
Cornell	23

MOST NCAA TOURNAMENT APPEARANCES

By Coach (Source: CollegeHockeyInc.com)

SCHOOL	TRIPS
Mike Schafer	13
Bob Motzko	11
Rand Pecknold	9
Mike Hastings	8
Ted Donato	8
Guy Gadowski	6
Three others tied with	4

2022-23 CORNELL MEN'S HOCKEY ROSTER

NO	NAME <small>(Pronunciation)</small>	POS	YR	HT	WT	S/C	HOMETOWN	LAST TEAM	NHL
2	Peter Muzyka <small>(mew-ZEE-kuh)</small>	D	6-3	194	Sr.	L	Toronto, Ontario	New Mexico Ice Wolves (NAHL)	
3	Jack O'Brien	D	6-0	170	Fr.	L	White Rock, British Columbia	Nanaimo Clippers (BCHL)	
4	Hank Kempf <small>(KEHM-ph)</small>	D	6-2	200	So.	L	Wilmette, Ill.	Muskegon Lumberjacks (USHL)	
5	Sebastian Dirven	D	6-3	205	Sr.	L	Bainsville, Ontario	Central Illinois Flying Aces (USHL)	
7	Jimmy Rayhill	D	5-9	175	So.	R	New Hartford, N.Y.	Odessa Jackalopes (NAHL)	
8	Jack Lagerstrom <small>(LAH-gher-strum)</small>	D	6-2	177	Jr.	R	Edina, Minn.	Tri-City Storm (USHL)	
9	Jack O'Leary	F	5-7	162	Jr.	R	St. James, N.Y.	Cedar Rapids RoughRiders (USHL)	
10	Travis Mitchell C	D	6-3	207	Sr.	L	South Lyon, Mich.	Omaha Lancers (USHL)	
11	Sean Donaldson	F	5-11	180	Fr.	L	Vancouver, British Columbia	Nanaimo Clippers (BCHL)	
12	Tim Rego <small>(REE-go)</small>	D	6-0	172	Jr.	R	Mansfield, Mass.	Brooks Bandits (AJHL)	
13	Jack Malone	F	6-1	193	Sr.	R	Madison, N.J.	Youngstown Phantoms (USHL)	
15	Max Andreev A <small>(on-DRAY-ev)</small>	F	6-0	182	Sr.	L	Moscow, Russia	Central Illinois Flying Aces (USHL)	
16	Gabriel Seger <small>(SEE-gher)</small>	F	6-4	210	Jr.	L	Uppsala, Sweden	Union College (ECAC)	
17	Dalton Bancroft	F	6-3	200	Fr.	R	Madoc, Ontario	Trenton Golden Hawks (OJHL)	
18	Kyler Kovich	F	6-2	182	So.	L	Coquitlam, British Columbia	Tri-City Storm (USHL)	
19	Sullivan Mack	F	6-1	189	So.	L	Anchorage, Alaska	Salmon Arm Silverbacks (BCHL)	
20	Matt Stienburg A <small>(STINE-burg)</small>	F	6-2	195	Sr.	R	Halifax, Nova Scotia	St. Andrew's College (CISAA)	
21	Zach Tupker	F	6-1	197	Sr.	L	Collingwood, Ontario	Carleton Place Canadians (CCHL)	
22	Kyle Penney	F	6-1	204	Jr.	L	Lawrencetown, Nova Scotia	Chilliwack Chiefs (BCHL)	
23	Winter Wallace	F	6-3	215	Fr.	R	Boulder, Colo.	Youngstown Phantoms (USHL)	
24	Sam Malinski C <small>(muh-lin-skee)</small>	D	5-11	189	Sr.	R	Lakeville, Minn.	Bismarck Bobcats (NAHL)	
26	Ondrej Psenicka <small>(ON-dray zeh-NEET-skuh)</small>	F	6-6	211	So.	L	Praha, Czechia	Waterloo Black Hawks (USHL)	
27	Michael Suda <small>(SOO-duh)</small>	D	6-1	180	So.	L	Cheektowaga, N.Y.	Fargo Force (USHL)	
28	Nick DeSantis <small>(dih-san-TISS)</small>	F	5-9	155	Fr.	R	Collegeville, Pa.	Madison Capitols (USHL)	
29	Ben Berard	F	6-0	191	Sr.	L	Duncan, British Columbia	Powell River Kings (BCHL)	
30	Ian Shane	G	6-0	167	So.	L	Manhattan Beach, Calif.	Bismarck Bobcats (NAHL)	
33	Remington Keopple <small>(KEH-pull)</small>	G	6-2	190	Fr.	L	New Richmond, Wis.	Des Moines Buccaneers (USHL)	
34	Ryan McInchak <small>(mick-IN-chack)</small>	G	6-0	175	Jr.	L	Trenton, Mich.	American International College (AHA)	


















COACHING STAFF

Head Coach:	Mike Schafer <small>(SHAY-fur)</small>
Associate Head Coach:	Ben Syer <small>(SIGH-er)</small>
Assistant Coach:	Sean Flanagan
Volunteer Ast. Coach:	Mitch Stephens
Director of Hockey Ops:	Ben Russell
Athletic Trainer:	Ed Kelly
Equipment Manager:	Sean Schmidt

ROSTER BREAKDOWN BY CLASS

FRESHMAN (6)	SOPHOMORE (7)	JUNIOR (6)	SENIOR (9)
3 O'Brien	4 Kempf	8 Lagerstrom	2 Muzyka
11 Donaldson	6 Kovich	9 O'Leary	5 Dirven
17 Bancroft	7 Rayhill	12 Rego	10 Mitchell
23 Wallace	19 Mack	16 Seger	13 Malone
28 DeSantis	26 Psenicka	22 Penney	15 Andreev
33 Keopple	27 Suda	34 McInchak	20 Stienburg
	30 Shane		21 Tupker
			24 Malinski
			29 Berard

ROSTER BREAKDOWN BY STATE / PROVINCE / COUNTRY

 British Columbia	4	 Alaska	1	 New Jersey	1
 Ontario	4	 California	1	 Pennsylvania	1
 New York	3	 Colorado	1	 Russia	1
 Michigan	2	 Czechia	1	 Sweden	1
 Minnesota	2	 Illinois	1	 Wisconsin	1
 Nova Scotia	2	 Massachusetts	1		



2023 NCAA Division I Men's Ice Hockey Championship

Regionals
March 23-26

Semifinals
April 6

Championship
April 8

1 Minnesota (26-9-1)

Thursday, March 23 - 9:00 p.m.
ESPN2

Canisius (20-18-3)

St. Cloud St. (24-12-3)

Thursday, March 23 - 5:00 p.m.
ESPNU

Minnesota St. (25-12-1)

Minnesota 9-2

SCHEELS Arena
Fargo, ND

Sat., March 25 - 6:30 p.m.
ESPNU

St. Cloud St. 4-0

Amalie Arena

Tampa

5:00 p.m. / 8:30 p.m.
ESPN2

4 Denver (30-9-0)

Thursday, March 23 - 5:30 p.m.
ESPNews

Cornell (20-10-2)

Boston U. (27-10-0)

Thursday, March 23 - 2:00 p.m.
ESPN2

Western Mich. (23-14-1)

Cornell 2-0

SNHU Arena
Manchester, NH

Sat., March 25 - 4:00 p.m.
ESPNU

Boston U. 5-1

Amalie Arena

Tampa

8 p.m.

ESPN2

**NATIONAL
CHAMPION**

3 Michigan (24-11-3)

Friday, March 24 - 8:30 p.m.
ESPNU

Colgate (19-15-5)

Penn St. (21-15-1)

Friday, March 24 - 5:00 p.m.
ESPNU

Michigan Tech (24-10-4)

Michigan 11-1

PPL Center
Allentown, PA

Sun., March 26 - 6:30 p.m.
ESPN2

Penn St. 8-0

Amalie Arena

Tampa

5:00 p.m. / 8:30 p.m.
ESPN2

2 Quinnipiac (30-4-3)

Friday, March 24 - 5:30 p.m.
ESPNews

Merrimack (23-13-1)

Harvard (24-7-2)

Friday, March 24 - 2:00 p.m.
ESPNU

Ohio St. (20-15-3)

Quinnipiac 5-0

Total Mortgage Arena
Bridgeport, CT

Sun., March 26 - 4:00 p.m.
ESPN2

Ohio St. 8-1



Allentown Seeds

1. Michigan (24-11-3)
2. Penn St. (21-15-1)
3. Michigan Tech (24-10-4)
4. Colgate (19-15-5)

Bridgeport Seeds

1. Quinnipiac (30-4-3)
2. Harvard (24-7-2)
3. Ohio St. (20-15-3)
4. Merrimack (23-13-1)

Fargo Seeds

1. Minnesota (26-9-1)
2. St. Cloud St. (24-12-3)
3. Minnesota St. (25-12-1)
4. Canisius (20-18-3)

Manchester Seeds

1. Denver (30-9-0)
2. Boston U. (27-10-0)
3. Western Mich. (23-14-1)
4. Cornell (20-10-2)

All times are Eastern time.
Information subject to change.

CORNELL QUICK FACTS

GENERAL INFORMATION

Location	Ithaca, N.Y.
Enrollment (2022 Fall Undergraduate)	15,735
Founded	1865
Nickname	Big Red
School Colors	Carnelian Red (Pantone 187) and White
Conference	Ivy League / ECAC Hockey
President	Martha E. Pollack
Meakam*Smith Director of Athletics	Dr. Nicki Moore
Athletics Website	CornellBigRed.com
Ticket Office Phone	(607) 255-4247
Ticket Office Website	BigRedTix.com

HISTORY

Seasons of Hockey	106th
First Season	1900-01
All-Time Record (Win %)	1209-755-154 (.607)
Clarey Cup (ECAC Regular-Season Titles) (last)	11 (2020)
Ivy League Regular-Season Titles (last)	25 (2023)
Whitlaw Cup (ECAC Championships) (last)	12 (2010)
NCAA Tournament Appearances (last)	23 (2023)
Most Consecutive NCAA Appearances	4 (1967-70)
Frozen Four Appearances (last)	8 (2003)
National Championships	2 (1967, 1970)
NCAA Tournament Record (Win %)	20-23 (.465)

LYNAH RINK

Year Opened (Seasons)	1957
Capacity	4,267
All-Time Record (Win %)	602-229-70 (.707)
Under Mike Schafer (Win %)	273-104-45 (.700)

COACHING STAFF

Head Coach	Mike Schafer (Cornell '86)
Overall Record	520-281-105 (.632)
Record at Cornell	Same as above
Associate Head Coach	Ben Syer (Western Ontario '98)
Assistant Coach	Sean Flanagan (St. Lawrence '10)
Volunteer Assistant	Mitch Stephens (Geneseo '07)
Director of Hockey Operations	Ben Russell (Cornell '20)

2021-22 REVIEW

Overall Record	18-10-4
ECAC Hockey Record (Finish)	12-6-4 (4th)
Home Record	9-4-3
Road Record	8-6-1
Neutral Record	1-0-0
ECAC Hockey Championship	No. 4 seed / Quarterfinals
	Lost to Colgate in best-of-three series (2-1)
NCAA Tournament	Not selected
USCHO.com Poll Ranking (final)	Not ranked / RV
USA Today Poll Ranking (final)	Not ranked

2022-23 TEAM INFORMATION

Returners / Lost	20 / 10
Newcomers	8
Fr / So / Jr / Sr	6 / 7 / 6 / 9

COMMUNICATIONS

Jeremy Hartigan	
Associate Director of Athletics for Communications	
Marshall Haim	
Assistant Director of Athletic Communications (MIH)	
Phone (mobile)	(716) 465-4945
Email	mh2348@cornell.edu
Matthew Jensen	
Assistant Director of Athletic Communications	
Aaron Kelly	
Communications Coordinator	

Mailing Address	Cornell University Athletics
	Teagle Hall, 512 Campus Road, Ithaca, N.Y., 14853
Twitter / Instagram	@CornellSports
Facebook	/CornellSports



#YELLCORNELL

TALE OF THE TAPE

as of 3/24/23

		
Overall Record	21-10-2	28-10-0
60-Minute Record	21-8-4	23-8-7
Overtime Record	0-2-2	5-2-0
Shootout Record	1-1	0-0
Team Offense	3.36	3.95
National Rank	8th	3rd
Conf. Offense	3.55	4.13
Conf. Rank	3rd	1st
Team Defense	1.94	2.61
National Rank	2nd	T-18th
Conf. Defense	1.91	2.58
Conf. Rank	2nd	5th
Power Play Pct.	25.7%	20.6%
National Rank	5th	27th
Conf. Power Play Pct.	32.4%	20.0%
Conf. Rank	1st	2nd
Penalty Kill Pct.	82.2%	80.3%
National Rank	16th	34th
Conf. PK Pct.	76.4%	77.0%
Conf. Rank	11th	11th

Faceoff Percentages

	CORNELL (54.6%; 4th)	W	L	PCT
16	Gabriel Seger	285	165	63.3
21	Zach Tupker	300	237	55.9
15	Max Andreev	264	230	53.4
13	Jack Malone	104	123	45.8
22	Kyle Penney	45	59	43.3
	BOSTON UNIV. (49.0%; 36th)	W	L	PCT
18	Jay O'Brien	248	219	53.1
25	Sam Stevens	290	287	50.3
32	Wilmer Skoog	273	276	49.7
9	Ryan Greene	206	247	45.5
10	Nick Zabaneh	63	83	43.2

THAT'S A LOT OF RINGS...

Of the four regionals this season, Manchester has the most combined titles of the four programs.

The four teams in the regional have a combined 16 national championships (Denver 9, Boston University 5, and Cornell 2). Allentown, Pa., is second with a combined 12 titles (Michigan 9, Michigan Tech 3), while Fargo, N.D. (5), and Bridgeport, Conn. (1) have six titles combined between the two sites.

SHANE'S WORLD

Goaltender **IAN SHANE** has had a stellar sophomore season for Cornell this year, posting a 1.70 goals-against average that ranks second nationally. The lone player ahead of Shane is his ECAC Hockey counterpart, Quinnipiac's Yaniv Perets, who has a nation-leading 1.52 figure.

Over Shane's last seven games, the Manhattan Beach, Calif., native has posted some gaudy numbers, logging a 5-2-0 record with a 0.71 goals-against average and .965 save percentage. Shane has allowed just five goals during the stretch, stopping 137 of the 142 shots he has faced.

Shane's career 1.71 goals-against average ranks second among goaltenders in this year's tournament, while his .923 save percentage is the fifth-best figure trailing Quinnipiac's Yaniv Perets (.934), Ohio State's Jakub Dobeš (.926), Michigan Tech's Blake Pietila (.925), and Minnesota's Justen Close (.924).

Earlier this year, Shane was nominated for both the Mike Richter Award as well as being Cornell's lone nomination for the Hobey Baker Memorial Award.

Despite not being named a semifinalist for the either award, Shane became Cornell's first goaltender to be named to the Richter Award watch list in consecutive years since **MATTHEW GALAJDA** (guh-LIE-duh) in both 2018-19 and 2019-20.

NCAA LEADERS

MOST NCAA CHAMPIONSHIPS

By Regional Sites This Season

SCHOOL	TITLES
 Manchester (Denver, BU, Western Michigan, Cornell)	16
 Allentown (Michigan, Penn State, Michigan Tech, Colgate)	12
 Fargo (Minnesota, St. Cloud St., Minnesota State, Canisius)	5
 Bridgeport (Quinnipiac, Harvard, Ohio State, Merrimack)	1





LOWEST GOALS-AGAINST AVERAGE

This Season (as of 3/24/23)

GOALTENDER	MIN	GA	GAA
 Yaniv Perets	2177:19	55	1.52
 Ian Shane	1795:30	51	1.70
 Keenan Rancier	1777:39	55	1.86
 Zachary Borgiel	1096:49	36	1.97
 Jaxon Castor	1309:22	43	1.97
 Blake Pietila	2113:57	70	1.99

LOWEST CAREER GOALS-AGAINST AVERAGE

Goaltenders in NCAA Tournament (as of 3/24/23)

GOALTENDER	MIN	GA	GAA
 Yaniv Perets	3962:21	91	1.35
 Ian Shane	2774:57	79	1.71
 Keenan Rancier	1849:15	56	1.82
 Blake Pietila	5887:41	192	1.96
 Justen Close	3212:27	110	2.05
 Magnus Chrona	6735:31	245	2.20

NCAA RANKINGS

DCU / USCHO.com Poll (as of 3/20/23)

Bold denotes Cornell opponent in 2022-23

TEAM	Record	Last	Pts
1. Minnesota (34)	26-9-1	1	979
2. Michigan (9)	24-11-3	4	916
3. Quinnipiac (4)	30-4-3	2	903
4. Denver (2)	30-9-0	3	855
5. Boston Univ. (1)	27-10-0	5	825
6. St. Cloud State	24-12-3	7	749
7. Harvard	24-7-2	6	703
8. Ohio State	20-15-3	8	607
9. Western Michigan	23-14-1	9	537
10. Minnesota State	25-12-1	12	528
11. Penn State	21-15-1	11	506
12. Cornell	20-10-2	10	471
13. Michigan Tech	24-10-4	13	449
14. Merrimack	23-13-1	14	385
15. Alaska	22-10-2	15	257
16. Northeastern	17-13-5	16	157
17. North Dakota	18-15-6	17	130
18. Michigan State	18-18-2	19	111
19. Colgate	19-15-5	NR	82
20. Omaha	19-15-3	18	79

Receiving votes: UMass Lowell (72), Notre Dame (57), Northern Michigan (38), Canisius (36), UConn (34), Providence (14), RIT (10), Colorado College (5), Boston College (4), Holy Cross (1)

USA Today/USA Hockey Magazine Poll (as of 3/20/23)

Bold denotes Cornell opponent in 2022-23

TEAM	Record	Last	Pts
1. Minnesota (27)	26-9-1	1	664
2. Michigan (4)	24-11-3	4	615
3. Quinnipiac (1)	30-4-3	2	611
4. Denver	30-9-0	3	578
5. Boston University	27-10-0	5	558
6. St. Cloud State	24-12-3	7	516
7. Harvard	24-7-2	6	494
8. Ohio State	20-14-3	8	422
9. Minnesota State	25-12-1	12	373
10. Penn State	21-15-1	10	355
11. Western Michigan	23-14-1	9	353
12. Cornell	20-10-2	11	325
13. Michigan Tech	24-10-4	13	292
14. Merrimack	23-13-1	14	266
15. Alaska	22-10-2	15	132
16. North Dakota	18-15-6	16	108
17. Northeastern	17-13-5	18	94
18. Michigan State	18-18-2	17	91
19. Colgate	19-15-5	NR	76
20. Notre Dame	16-16-5	20	65

Receiving votes: Omaha (63), UMass Lowell (40), UConn (15), Canisius (14), Northern Michigan (12), RIT (6), Providence (2)

BLANKING TOP 10 FOES

Sophomore goaltender **IAN SHANE** is one of two Division I goaltenders to have three shutouts over opponents who were ranked in the top 10 of the USCHO.com poll at the time of the contest. St. Cloud State's Jaxon Castor is the other after he blanked No. 10 Minnesota State on Thursday. Castor has also shutout No. 3 Minnesota (Jan. 7) and No. 3 Denver (Jan. 21).

This season, Shane shutout has shutout No. 6 UConn (Nov. 26 at Madison Square Garden), No. 1 Quinnipiac at Lynah Rink on Jan. 21, and No. 4 Denver on Thursday at SNHU Arena in Manchester, N.H.

The only other goaltender with multiple shutouts of top 10 opponents this season is Wisconsin's Jared Moe against No. 10 Minnesota Duluth (Oct. 22), and No. 7 Ohio State (Jan. 20).

Along with the trio of players with multiple shutouts, 12 other Division I goaltenders from 11 institutions have also had a shutout over a top-10 opponent.

MALINSKI NAMED TO FIRST TEAM ALL-ECAC

For the second time in as many years, senior defenseman **SAM MALINSKI** was named a First Team All-ECAC selection, it was announced by the ECAC last Thursday before the conference's semifinals in Lake Placid, N.Y.

Malinski is the first Cornell player to garner First Team All-ECAC honors in consecutive seasons since **MORGAN BARRON** in 2018 and 2019. No Big Red blueliner had accomplished the feat since **DOUG MURRAY** in 2002 and 2003.

To be named a First Team All-ECAC selection in consecutive years as a defenseman is a rare feat as Malinski became just the sixth Big Red blueliner to earn the distinction, joining **HARRY ORR** (1965-67), **BRUCE PATTISON** (1967-69), **DAN RATUSHNY** (1989-91), **STEVE WILSON** (1995-97), and **DOUG MURRAY** (2001-03).

SAM'S THE MAN

Senior defenseman **SAM MALINSKI** has the fifth-most points by an ECAC Hockey blueliner this season. His 26 points (eight goals, 18 assists) are six shy of matching Quinnipiac's Zach Metsa for the lead.

Malinski's 26 points are the most by a Cornell defenseman since **YANNI KALDIS** (4-24-28) in 2018-19.

Earlier this season, Malinski recorded points in 10 straight games, matching former NHLer **MATT MOULSON** for the second-longest point streak by a Cornell player under **MIKE SCHAFER**, dating back to 1995-96.

The 10-game point streak is the second-longest by a Division I defenseman this season, trailing Boston University freshman blueliner Lane Hutson (11). Malinski had 20 points during his streak (7-13-20), while Hutson registered 19 (3-16-19).

HAVING AN EYE FOR THE GOAL

With its 111 goals this season, Cornell has surpassed the century mark in scoring in each of its last five years of competition, dating back to the 2017-18 campaign.

It is the first time the Big Red has netted 100-plus goals in five consecutive seasons since doing so over 27 straight seasons, beginning in 1964-65 and ending in 1990-91.

The 111 goals scored by Cornell are tied for the 27th-most in a single season, joined by the 2004-05 squad.

Despite netting 100-plus goals in the last four campaigns, the 111 markers are the most by the Big Red since potting 111 tallies in 35 contests in 2004-05 (3.17 goals per game).

This year's 3.36 goals-per-game average — which ranks eighth nationally — is the highest by a Cornell team with 30 games played since 2002-03 (133 in 36 games).

NCAA LEADERS

MULTIPLE SHUTOUTS OVER TOP-10 OPPONENTS

This Season

PLAYER	DATE	OPPONENT
	11/26/22	#6 UConn
Ian Shane	1/21/23	#1 Quinnipiac
	3/23/23	#4 Denver
	1/7/23	#3 Minnesota
Jaxon Castor	1/21/23	#3 Denver
	3/23/23	#10 Minnesota State
	10/22/22	#10 Minn. Duluth
Jared Moe	1/20/23	#7 Ohio State

CORNELL HISTORY

CONSECUTIVE FIRST TEAM ALL-ECAC HONORS

By Defensemen

PLAYER	SEASONS
Harry Orr	1965-66 1966-67
Bruce Pattison	1967-68 1968-69
Dan Ratushny	1989-90 1990-91
Steve Wilson	1995-96 1996-97
Doug Murray	2001-02 2002-03
Sam Malinski	2021-22 2022-23

NCAA LEADERS

LONGEST POINT STREAKS BY A DEFENSEMAN

This Season (as of 3/24/23)

PLAYER	STREAK	G	A	PTS
Lane Hutson	11	3	16	19
Sam Malinski	10	7	13	20
Cade Mason	9	2	13	15
Mike Benning	9	5	10	15
Jackson LaCombe	9	3	8	11
Chris Jandric	8	1	11	12













CORNELL HISTORY

MOST GOALS SCORED IN A SINGLE SEASON

Cornell Program History

RK	SEASON	GAMES	GOALS	GPG
1.	1976-77	29	204	7.03
2.	1977-78	27	195	7.22
3.	1968-69	29	190	6.55
23.	1987-88	28	121	4.32
25.	2001-02	35	118	3.37
26.	1988-89	30	113	3.77
T27.	2004-05	35	111	3.17
T27.	2022-23	33	111	3.36

PAIRWISE RANKINGS			
NCAA PAIRWISE RANKINGS (as of 3/21/23)			
Bold denotes Cornell opponent in 2022-23			
TEAM	RECORD	PCW	RPI
1. Minnesota	26-9-1	60	.6016
2. Quinnipiac	30-4-3	59	.5888
3. Michigan	24-11-3	58	.5789
4. Denver	30-9-0	57	.5789
5. Boston University	27-10-0	56	.5705
6. St. Cloud State	24-12-3	55	.5632
7. Harvard	24-7-2	54	.5615
8. Penn State	21-15-1	52	.5547
8. Ohio State	20-15-3	52	.5515
10. Michigan Tech	24-10-4	50	.5474
10. Minnesota State	25-12-1	50	.5461
10. Western Michigan	23-14-1	50	.5441
13. Cornell	20-10-2	47	.5412
13. Merrimack	23-13-1	47	.5404
15. Alaska	22-10-2	46	.5391
16. Michigan State	18-18-2	45	.5345
17. Notre Dame	16-16-5	44	.5314
18. Northeastern	17-13-5	42	.5275
18. North Dakota	18-15-6	42	.5248
20. Omaha	19-15-3	41	.5249
20. UConn	20-12-3	41	.5217
22. RIT	25-13-1	39	.5182
22. Minnesota-Duluth	16-20-1	39	.5176
24. Providence	16-14-7	37	.5116
25. Colgate	19-15-5	35	.5112
26. Boston College	14-16-6	34	.5108
26. UMass Lowell	18-15-3	34	.5090
26. Northern Michigan	21-17-0	34	.5070
29. UMass	13-17-5	32	.4989
29. Maine	15-16-5	32	.4974
31. Colorado College	13-22-3	28	.4948
31. Clarkson	16-17-4	28	.4944
31. St. Lawrence	17-19-0	28	.4897
34. Bemidji State	14-17-5	27	.4901
35. Niagara	19-18-3	26	.4931
35. AIC	18-14-7	26	.4884
37. Wisconsin	13-23-0	24	.4883
38. Ferris State	14-19-4	23	.4840
39. Bowling Green	15-19-2	22	.4855
39. Arizona State	18-21-0	22	.4822
41. Canisius	20-18-3	20	.4788
42. Sacred Heart	17-17-3	19	.4784
43. Union	14-19-2	18	.4767
44. Princeton	13-19-0	17	.4734
45. Miami	8-24-4	16	.4662
46. Holy Cross	17-21-3	15	.4722
47. Vermont	11-20-5	14	.4660
47. Brown	9-18-3	14	.4651
49. St. Thomas	11-23-2	12	.4645
50. New Hampshire	11-21-3	11	.4641
51. RPI	14-20-1	10	.4589
52. Alaska-Anchorage	8-19-1	8	.4533
52. Army	14-19-4	8	.4526
54. Yale	8-20-4	6	.4512
54. Mercyhurst	10-23-3	6	.4457
54. Bentley	11-21-2	6	.4444
57. Lake Superior State	9-25-2	4	.4427
57. Air Force	12-22-2	4	.4370
59. Long Island	7-22-1	2	.4357
60. Lindenwood	5-22-1	1	.4263
60. Dartmouth	5-24-1	1	.4246

ECAC HOCKEY STANDINGS AND BRACKET																
ECAC HOCKEY												OVERALL				
OPPONENT	PTS	GP	W	L	T	OW	OL	SW	GF	GA	GP	W	L	T	GF	GA
 Quinnipiac	60	22	20	2	0	0	0	0	87	30	38	31	4	3	150	59
 Harvard	49	22	18	4	0	5	0	0	86	48	34	24	8	2	124	81
 Cornell	47	22	15	6	1	0	1	0	78	42	33	21	10	2	111	64
 St. Lawrence	37	22	12	10	0	1	2	0	56	58	36	17	19	0	88	102
 Colgate	36	22	11	8	3	4	1	3	71	58	40	19	16	5	113	108
 Clarkson	31	22	9	10	3	0	1	0	60	60	37	16	17	4	102	98
 RPI	26	22	9	13	0	2	1	0	52	74	35	14	20	1	84	115
 Union	26	22	8	13	1	0	0	1	45	68	35	14	19	2	86	117
 Princeton	26	22	8	14	0	0	2	0	57	73	32	13	19	0	89	112
 Yale	22	22	6	14	2	0	1	1	35	62	32	8	20	4	57	94
 Brown	20	22	5	14	3	0	1	1	41	69	30	9	18	3	65	91
 Dartmouth	16	22	4	17	1	0	2	1	44	70	30	5	24	1	64	106

SPREADING THE WEALTH

Cornell has had 22 goal scorers this year, matching the program record for the most in a season (1982-83).

The 22 different goal scorers mark the seventh consecutive season the Big Red has had 20-plus players register at least one goal. It is the longest streak in program history, with the only other significant stretch being four seasons (1976-80).

Thanks to junior forward **JACK O'LEARY** scoring in Thursday's regional semifinal win over Denver, Cornell now has 13 players with at least six goals, which is tied for the most players to register six-plus goals in a single season. The only other instance occurred during the 1976-77 season.

NONE SHALL PASS...

Cornell boasts one of the nation's top-scoring defenses. The Big Red has yielded 64 goals allowed this year, standing as the second-fewest by a Division I program this season. Only ECAC Hockey rival Quinnipiac has allowed fewer (59).

Historically, Cornell has boasted one of the nation's stingiest defensive units. The Big Red has ranked in the top 10 in scoring defense in each of its last five seasons of competition. Since 2016-17, Cornell has yielded 386 goals, which is the fewest by a Division I team in the span.

Over its last seven games, Cornell has allowed just five goals while not giving up multiple markers in a game. It is the first time in program history that Cornell has not allowed multiple goals over a seven-game stretch. The previous record of six was accomplished over two seasons from 1906-08, as well as during the 2005-06 and 2009-10 campaigns.

Holding an opponent to one goal or less in seven consecutive contests is the longest streak in Division I hockey this season. Minnesota State (12) and Quinnipiac (9) had longer streaks last season.

IVY LEAGUE CHAMPS

Cornell claimed its 25th Ivy League title with its 5-1 win over Yale on Feb. 25. The Big Red's 25 points (8-2-0) edged Harvard's total of 24 (9-1-0).

It was the Big Red's first Ivy League title since 2019-20, as the Big Red has claimed three of the last four titles (2018-19 and 2019-20). Harvard won the only other Ivy title in 2021-22.

The Big Red's 25 Ancient Eight titles are second among the six Ivies that field programs. Harvard has the most championships with 28, while Yale is behind Cornell in third with 15.

Since Princeton won the Ivy League in 2007-08, the trophy has been in possession by Cornell (six times), Yale (also six times), and Harvard (three times).

CORNELL HISTORY

MOST GOAL SCORERS IN A SEASON

Cornell Program History

RK	SEASON	GP	GOALS	PLAYERS
T1.	1982-83	26	109	22
	2022-23	33	111	22

Cornell had 8 seasons with 21 goal scorers

NCAA LEADERS

TOP SCORING DEFENSES

This Season (as of 3/24/23)

SCHOOL	GP	GA	AVG
Quinnipiac	37	59	1.59
Cornell	33	64	1.94
Minnesota State	39	81	2.08
Michigan Tech	38	80	2.11
Denver	40	86	2.15
Alaska	34	74	2.18
Harvard	33	73	2.21
Merrimack	37	84	2.27
Minnesota	37	84	2.27
St. Cloud State	40	91	2.28

IVY LEAGUE HISTORY

IVY LEAGUE TITLE HISTORY

Since first awarded following 1933-34 season

SCHOOL	TITLES	LAST
Harvard	28	2021-22
Cornell	25	2022-23
Yale	15	2015-16
Dartmouth	14	2006-07
Brown	7	2003-04
Princeton	4	2007-08

NOTE: Ivy League titles were not awarded between 1943-46 (World War II) and in 2020-21 (COVID-19 pandemic)

SEASON RANKS



2022-23 TEAM STATISTICS (as of 3/24/23)

	STAT	NCAA	ECAC
FACEOFF WIN PCT	54.6%	4th	2nd
PENALTY KILL PCT	82.2%	16th	4th
POWER-PLAY PCT	25.7%	5th	1st
SCORING DEFENSE	1.94	2nd	2nd
SCORING MARGIN	+1.42	5th	3rd
SCORING OFFENSE	3.36	8th	3rd
TOTAL ASSISTS	193	21st	4th
PIM PER GAME	8.79	51st	10th
TOTAL POINTS	304	24th	4th
TOTAL PIM	290	56th	10th
POWER-PLAY GOALS	28	24th	3rd
SHORT-HANDED GOALS	1	52nd	11th
WIN PERCENTAGE	.667	9th	3rd

INDIVIDUAL LEADERS (as of 3/24/23)

	STAT	NCAA	ECAC
ASSISTS PER GAME			
Gabriel Seger	0.76	16th	4th
GOALTENDER WIN PERCENTAGE			
Ian Shane	.683	8th	3rd
GOALS-AGAINST AVERAGE			
Ian Shane	1.70	2nd	2nd
POINTS PER GAME			
Gabriel Seger	1.00	29th	6th
SAVE PERCENTAGE			
Ian Shane	.917	22nd	6th
SHUTOUTS			
Ian Shane	5	5th	2nd

IN THE RANKINGS

Date	Pairwise	USCHO	USA Today
Preseason	N/A	19 (118)	19 (85)
Sept. 26	N/A	—	19 (85)
Oct. 3	N/A	19 (106)	19 (96)
Oct. 10	N/A	19 (115)	19 (95)
Oct. 17	N/A	20 (87)	19 (101)
Oct. 24	N/A	20 (106)	20 (106)
Oct. 31	N/A	RV (12)	RV (13)
Nov. 7	N/A	RV (1)	RV (7)
Nov. 14	N/A	NR	NR
Nov. 21	N/A	RV (1)	NR
Nov. 28	N/A	RV (29)	RV (34)
Dec. 5	19	RV (41)	20 (42)
Dec. 12	18	RV (51)	20 (63)
Dec. 19	17	RV (51)	RV (53)
Jan. 2	17	18 (123)	17 (115)
Jan. 9	11	15 (311)	14 (258)
Jan. 16	14	16 (293)	12 (259)
Jan. 23	10	11 (441)	11 (365)
Jan. 30	11	11 (448)	11 (316)
Feb. 6	12	11 (505)	11 (334)
Feb. 13	10	11 (518)	11 (354)
Feb. 20	14	13 (370)	13 (234)
Feb. 27	13	12 (441)	13 (287)
March 6	14	12 (447)	13 (297)
March 13	12	10 (532)	11 (344)
March 20	13	12 (471)	12 (325)

Pairwise not acknowledged until December due to small sample size

POINT SEGER

Junior forward **GABRIEL SEGER**, who played in his 100th collegiate game on Thursday against Denver, has a team-leading 22 assists and 29 points this season. Both figures are also career highs for Seger.

With his next point, Seger will become the first Cornell player to register a 30-point season since **MORGAN BARRON** (14-18—32) in 2019-20.

No Cornell player has logged 30-plus points in their first year with the Big Red since **RILEY NASH** had 32 points (12 goals, 20 assists) in his freshman campaign in 2007-08.

Seger's 22 assists are currently the eighth-most helpers by a player in ECAC Hockey this season. It is the most helpers by a Cornell player since defenseman **YANNI KALDIS** had a 24-assist season in 2018-19.

Seger is the first Cornell forward with at least 20 assists in a season since **GREG MILLER** had 25 assists in 2010-11, and is the first Big Red player with 20-plus assists in his first season donning Cornellian Red since Nash's 20 assists in 2007-08.

'SPECIAL' IN SPECIAL TEAMS

Cornell has killed off its last 17 penalties, dating back to Feb. 17, and has successfully killed 20 of its last 21 penalties (95.2 percent) since Feb. 11.

On the other side of special teams, Cornell is fifth nationally in power play percentage, converting on 26.4 percent of its man advantages. Minnesota State paces the nation at a 28.1 percent clip, while North Dakota (27.4 percent) and tonight's opponent, Denver (27.2 percent), are ahead of the Big Red.

Following Cornell scored six power-play goals against Union on Feb. 4, the Big Red converted on just three of its last 31 power plays (9.6 percent).

Despite the low conversion rate as of late, the Big Red has scored a power-play goal in 11 of its last 20 games, converting on 29.4 percent of its chances (20-of-68).

RANKING IN THE TOP 10

Cornell is one of six programs ranking in the top 10 in scoring offense and defense.

Of the six programs, three are from ECAC Hockey, as Quinnipiac and Harvard join Cornell.

The Big Red has the eighth-highest scoring offense this season with a 3.36 goals-per-game average while ranking second in scoring defense, averaging 1.94 goals allowed per contest.

THE EVER-SO RARE PENALTY SHOT

Freshman forward **NICK DeSANTIS** was awarded a penalty shot in the third period of Thursday's victory over No. 4 Denver.

DeSantis, who had his shot saved by Denver goaltender Magnus Chrona, became the second Cornell player in the NCAA Tournament to record a penalty shot, joining **LOCKE JILLSON** who also had his attempt stopped by Michigan's Shawn Hunwick, exactly 11 years to the date (March 23, 2012).

It was the second penalty shot attempt by the Big Red this season, as senior forward Zach Tupker scored on his attempt against RPI, back on Jan. 7. Tupker was the first Cornell player to score on a penalty shot since Alex Rauter against New Hampshire on Nov. 26, 2016, in the Frozen Apple at Madison Square Garden.

The last time Cornell had multiple penalty shots in a season was 2006-07 when **TONY ROMANO** (Jan. 19, 2007 vs. Clarkson) and **BLAKE GALLAGHER** (Feb. 3, 2007 vs. St. Lawrence) both had their shots saved.

NCAA LEADERS

DIVISION I POWER PLAY LEADERS

This Season (as of 3/24/23)

SCHOOL	PPG	OPP	PP%
Minnesota State	43	156	27.6%
North Dakota	45	164	27.4%
Minnesota	34	126	27.0%
Denver	49	182	26.9%
Cornell	28	109	25.7%
St. Cloud State	39	152	25.7%
UMass	24	94	25.5%
Minnesota Duluth	29	116	25.0%
Bemidji State	26	108	24.1%
Harvard	26	108	24.1%

TOP-10 SCORING OFFENSE AND DEFENSES

This Season (as of 3/24/23)

SCHOOL	OFF	RK	DEF	RK
Minnesota	4.22	1	2.27	T-8
Quinnipiac	3.92	T-3	1.59	1
Denver	3.75	7	2.15	5
Harvard	3.76	6	2.21	7
Cornell	3.36	8	1.94	2
St. Cloud State	3.30	10	2.28	10

HONOR ROLL

Date	Player	Award / Watch List
Nov. 21	Sean Donaldson	ECAC Rookie of the Week
Nov. 28	Dalton Bancroft	ECAC Forward of the Week
	Dalton Bancroft	ECAC Rookie of the Week
Dec. 5	Ian Shane	MAC Goaltending Goaltender of the Week
Jan. 4	Nick DeSantis	ECAC Rookie of the Week
Jan. 9	Ben Berard	ECAC Forward of the Week
	Nick DeSantis	ECAC Rookie of the Week
Jan. 12	Ian Shane	2023 Mike Richter Award Watch List
Jan. 19	Ian Shane	2023 Hobey Baker Award Nominee
Jan. 23	Sam Malinski	ECAC Defender of the Week
	Ian Shane	MAC Goaltending Goaltender of the Week
	Dalton Bancroft	ECAC Rookie of the Week

Date	Player	Award
Feb. 6	Sam Malinski	ECAC Defender of the Week
	Dalton Bancroft	ECAC Rookie of the Week
Feb. 8	Sam Malinski	ECAC Defender of the Month (Jan.)
Feb. 9	Dalton Bancroft	Tim Taylor Award Watch List
Feb. 13	Nick DeSantis	ECAC Rookie of the Week
Feb. 27	Jack O'Leary	ECAC Forward of the Week
	Ian Shane	MAC Goaltending Goaltender of the Week
March 6	Travis Mitchell	ECAC Co-Defender of the Month (Feb.)
March 7	Travis Mitchell	ECAC Scholar-Athlete Award Finalist
March 8	Travis Mitchell	ECAC Defensive Defenseman Award Finalist
March 9	Zach Tupker	ECAC Defensive Forward Award Finalist

TOURNAMENT HISTORY



AT



TOURNAMENT HISTORY

Tournaments	23rd
Overall Record	20-23 (.452)
Record Under Mike Schafer	10-12 (.429)
Frozen Four Appearances (Last)	8 (2003)
Overtime Games	3-3 (.500)
One-Goal Games	11-9 (.550)
Games Decided by Two Goals	14-14 (.500)

BY ROUND

First Round	1-2 (.333)
Quarterfinals	2-3 (.400)
Regional Semifinal	9-3 (.750)
Regional Final	1-7 (.125)
National Semifinal	4-4 (.500)
Third-Place Game	1-2 (.333)
National Championship	2-2 (.500)

GAME-BY-GAME RESULTS

DATE	OPPONENT (SITE)	RESULT
3/16/67	North Dakota (Syracuse, N.Y.)	W, 1-0
3/18/67	Boston University (Syracuse, N.Y.)	W, 4-1
3/15/68	North Dakota (Duluth, Minn.)	L, 1-3
3/16/68	Boston College (Duluth, Minn.)	W, 6-1
3/14/69	Michigan Tech (Colorado Springs, Colo.)	W, 4-3
3/15/69	Denver (Colorado Springs, Colo.)	L, 3-4
3/19/70	Wisconsin (Lake Placid, N.Y.)	W, 2-1
3/21/70	Clarkson (Lake Placid, N.Y.)	W, 6-4
3/17/72	Denver (Boston, Mass.)	W, 7-2
3/18/72	Boston University (Boston, Mass.)	L, 0-4
3/16/73	Wisconsin (Boston, Mass.)	L, 5-6 (OT)
3/17/73	Boston College (Boston, Mass.)	L, 1-3
3/28/80	Northern Michigan (Providence, R.I.)	L, 4-5
3/29/80	Dartmouth (Providence, R.I.)	L, 4-8
3/19/81	Northern Michigan (Marquette, Mich.)	L, 3-7
3/20/81	Northern Michigan (Marquette, Mich.)	W, 4-3
3/21/86	Denver (Denver, Colo.)	L, 2-4
3/22/86	Denver (Denver, Colo.)	W, 4-3
3/15/91	Michigan (Ann Arbor, Mich.)	W, 5-4 (OT)
3/16/91	Michigan (Ann Arbor, Mich.)	L, 4-6
3/17/91	Michigan (Ann Arbor, Mich.)	L, 3-9
3/22/96	Lake Superior State (Albany, N.Y.)	L, 4-5
3/22/97	Miami (Grand Rapids, Mich.)	W, 4-2
3/23/97	North Dakota (Grand Rapids, Mich.)	L, 2-6
3/23/02	Quinnipiac (Worcester, Mass.)	W, 6-1
3/24/02	New Hampshire (Worcester, Mass.)	L, 3-4
3/29/03	Minnesota State (Providence, R.I.)	W, 5-2
3/30/03	Boston College (Providence, R.I.)	W, 2-1 (2OT)
4/10/03	New Hampshire (Buffalo, N.Y.)	L, 2-3
3/26/05	Ohio State (Minneapolis, Minn.)	W, 3-2
3/27/05	Minnesota (Minneapolis, Minn.)	L, 1-2 (OT)
3/25/06	Colorado College (Green Bay, Wis.)	W, 3-2
3/26/06	Wisconsin (Green Bay, Wis.)	L, 0-1 (3OT)
3/28/09	Northeastern (Grand Rapids, Mich.)	W, 3-2
3/29/09	Bemidji State (Grand Rapids, Mich.)	L, 1-4
3/26/10	New Hampshire (Albany, N.Y.)	L, 2-6
3/23/12	Michigan (Green Bay, Wis.)	W, 3-2 (OT)
3/24/12	Ferris State (Green Bay, Wis.)	L, 1-2
3/25/17	UMass Lowell (Manchester, N.H.)	L, 0-5
3/24/18	Boston University (Worcester, Mass.)	L, 1-3
3/30/19	Northeastern (Providence, R.I.)	W, 5-1
3/31/19	Providence (Providence, R.I.)	L, 0-4
3/23/23	Denver (Manchester, N.H.)	W, 2-0

OFFENSIVE DOMINANCE

Cornell has excelled in the opening 40 minutes of games this season, outscoring its opponents by an 82-41 margin, good for a plus-41 goal advantage.

In comparison, Cornell has only outscored its opponents by eight goals, 29-21, in the final period of regulation. Over its last five games, the Big Red has bucked the trend, outscoring its opponents 8-3 in the final 20 minutes.

Since Cornell's 6-0 victory over then-No. 6-ranked UConn at the Frozen Apple on Nov. 26 at Madison Square Garden, the Big Red has outscored its opponents by 37 goals in the first two periods, 65-28.

Not only has Cornell been scoring a lot over the opening 40 minutes of play, but the Big Red has also been generating many more shots on goal than its opponents. Cornell has a plus-231 advantage in shots on goal (663-432). In the final regulation period, the Big Red has a plus-51 advantage in shots (290-239), leading to an overall plus-282 edge in shots on goal in regulation time (953-671).

SCHAFFER REACHES MILESTONE

MIKE SCHAFFER '86, the Jay R. Bloom '77 Head Coach of Men's Hockey, reached a historic milestone on Nov. 4 in the Big Red's 3-1 win at Princeton when he logged his 500th career head coaching victory.

Schafer is one of 21 coaches to reach the milestone and is the eighth active head coach — fourth Division I coach — to register 500 career coaching victories. The other Division I coaches includes Rand Pecknold of Quinnipiac (611), Mercyhurst's Rick Gotkin (598), and Notre Dame's Jeff Jackson (574).

Schafer, who now has 520 career head coaching victories, earned his 519th career win on March 11 against Clarkson, surpassing former Cornell women's polo coach

DAVE ELDRIDGE for the third-most wins by a Big Red head coach in one sport while on East Hill. The only coaches ahead of Schafer are former Cornell softball head coach DICK BLOOD (623) and former baseball head coach TED THOREN (541).

STAT BREAKDOWN

GOALS SCORED BY PERIOD
This Season

TEAM	1ST	2ND	3RD
Cornell	41	41	29
Opponents	20	21	21

SHOTS ON GOAL BY PERIOD
This Season

TEAM	1ST	2ND	3RD
Cornell	325	338	290
Opponents	217	215	239

NCAA LEADERS

MOST CAREER HEAD COACHING VICTORIES
Active Division I Head Coaches (as of 3/24/23)

COACH	W	L	T	W%
Rand Pecknold	611	337	103	.630
Rick Gotkin	598	503	103	.539
Jeff Jackson	574	299	96	.642
Mike Schafer	520	281	105	.632
Frank Serratore	487	509	107	.490
Bob Daniels	487	581	112	.460
Don Vaughan	472	503	123	.486
Scott Sandelin	444	368	96	.542
Wayne Wilson	434	303	78	.580

CORNELL PLAYER STATS IN NCAA TOURNAMENT

PLAYER	GP	G	A	PTS	SH	SH%	PIM	PPG	SHG	BLK	FOW	FOL	FO%
Jack O'Leary	1	1	1	2	1	100.0%	0	0	0	0	0	0	—
Max Andreev	3	0	2	2	4	0.0%	0	0	0	1	19	14	57.8%
Ben Berard	1	1	0	1	2	50.0%	2	0	0	0	0	0	—
Matt Stienburg	1	0	1	1	5	0.0%	0	0	0	2	0	1	0.0%
Hank Kempf	1	0	0	0	1	0.0%	0	0	0	0	0	0	—
Sebastian Dirven	1	0	0	0	0	0.0%	0	0	0	3	0	0	—
Travis Mitchell	1	0	0	0	3	0.0%	0	0	0	3	0	0	—
Tim Rego	1	0	0	0	1	0.0%	0	0	0	0	0	0	—
Jack Malone	1	0	0	0	1	0.0%	0	0	0	0	6	6	50.0%
Gabriel Seger	1	0	0	0	1	0.0%	0	0	0	0	14	7	66.7%
Dalton Bancroft	1	0	0	0	0	0.0%	5	0	0	0	0	0	—
Kyler Kovich	1	0	0	0	0	0.0%	0	0	0	1	0	0	—
Zach Tupker	1	0	0	0	1	0.0%	0	0	0	0	8	7	53.3%
Kyle Penney	1	0	0	0	0	0.0%	0	0	0	1	0	0	—
Winter Wallace	1	0	0	0	1	0.0%	0	0	0	0	0	0	—
Ondrej Psenicka	1	0	0	0	3	0.0%	0	0	0	0	0	1	0.0%
Michael Suda	1	0	0	0	0	0.0%	0	0	0	0	0	0	—
Nick DeSantis	1	0	0	0	3	0.0%	0	0	0	0	0	0	—
TOTALS	20	2	4	6	30	6.7%	7	0	0	12	47	36	56.6%
PLAYER	GP	GS	MIN	GA	GAA	SV	SV%	W	L	T	SHO	PPG	SHG
Ian Shane	1	1	59:56	0	0.00	27	1.000	1	0	0	1	0	0

SERIES HISTORY



ALL-TIME SERIES

CORNELL LEADS, 26-21-3

Ithaca, N.Y. (Lynah Rink)	8-5-0 (8-3-0)
Boston, Mass. (Agganis Arena)	6-7-0 (0-1-0)
Neutral Sites	12-9-3
Under Mike Schafer	6-7-2
NCAA Tournament	1-2-0

MOST GOALS - CORNELL

Ithaca	6, (3x)
Last: COR, 6-2 (12/6/80)	
Boston	7
COR, 7-2 (12/4/81)	
Neutral Site	8, (2x)
Last: COR, 8-2 (12/10/88)	

MOST GOALS - BOSTON UNIV.

Ithaca	9
BU, 9-0 (12/13/72)	
Boston	9
BU, 9-4 (3/2/76)	
Neutral Site	7
BU, 7-3 (3/8/74)	

GAME-BY-GAME RESULTS

DATE	SITE	RESULT	SCORE
1/10/1925	Ithaca, N.Y.	L	2-7
1/23/1926	Ithaca, N.Y.	L	0-1
3/11/1966	Boston, Mass.	W	8-1
12/30/1966	Boston, Mass.	T	3-3 (2OT)
3/11/1967	Boston, Mass.	W	4-3
3/18/1967	Syracuse, N.Y.	W	4-1
1/23/1968	Boston, Mass.	W	3-2
3/8/1968	Boston, Mass.	W	7-2
2/18/1969	Ithaca, N.Y.	W	2-1
3/7/1969	Boston, Mass.	W	3-2 (OT)
12/9/1969	Boston, Mass.	W	5-3
1/2/1970	Syracuse, N.Y.	W	4-1
1/23/1971	Ithaca, N.Y.	W	5-1
3/13/1971	Boston, Mass.	L	5-6
12/30/1971	Syracuse, N.Y.	W	3-2
3/1/1972	Boston, Mass.	W	3-2
3/11/1972	Boston, Mass.	L	1-4
3/18/1972	Boston, Mass.	L	0-4
12/13/1972	Ithaca, N.Y.	W	0-9
1/23/1974	Boston, Mass.	L	2-7
3/8/1974	Boston, Mass.	L	3-7
2/26/1975	Ithaca, N.Y.	L	4-6
3/2/1976	Boston, Mass.	L	4-9
1/8/1977	Ithaca, N.Y.	L	6-7 (OT)
1/4/1978	Boston, Mass.	L	5-6
1/6/1979	Ithaca, N.Y.	W	5-1
3/10/1979	Boston, Mass.	W	7-4
3/8/1980	Boston, Mass.	W	6-5 (OT)
12/6/1980	Ithaca, N.Y.	W	6-2
12/4/1981	Boston, Mass.	W	7-2
12/4/1982	Ithaca, N.Y.	W	5-3
12/3/1983	Boston, Mass.	L	2-4
12/10/1988	Boston, Mass.	W	8-2
12/29/1988	Syracuse, N.Y.	L	2-4
11/23/1993	Ithaca, N.Y.	L	3-4
11/21/1995	Boston, Mass.	L	1-7
11/24/2001	Boston, Mass.	L	3-5
11/25/2001	Boston, Mass.	W	4-2
11/30/2002	Ithaca, N.Y.	W	4-1
12/1/2002	Ithaca, N.Y.	W	5-1
11/24/2007	New York, N.Y.	L	3-6
11/28/2009	New York, N.Y.	T	3-3 (OT)
11/26/2011	New York, N.Y.	L	1-2 (OT)
11/30/2013	New York, N.Y.	L	2-3
11/28/2015	New York, N.Y.	T	3-3 (SOL)
11/25/2017	New York, N.Y.	W	4-3
3/24/2018	Worcester, Mass.	L	1-3
11/30/2019	New York, N.Y.	W	2-0
11/27/2021	New York, N.Y.	W	6-4
1/14/2023	Boston, Mass.	L	3-4

SCOUTING BOSTON UNIVERSITY

- 1 Boston University enters the Manchester Regional final with an overall record of 28-10-0, while the Terriers concluded Hockey East play with an 18-6-0 mark.
- 1 After being swept by Merrimack in a home-and-home series on Feb. 17 and 18, which marked the Terriers' third and fourth straight losses, BU has gone on an eight-game winning streak, posting a pair of victories over Providence and Merrimack at TD Garden in Boston in the Hockey East playoffs.
- 1 Sensational freshman defenseman Lane Hutson paces the Terriers' balanced offense with 48 points in 37 games this season (15-33—48). Matt Brown has the team lead in goals (16), while three others have 15 goals (Lane Hutson, Wilmer Skoog, Quinn Hutson). Six Terriers have registered at least 20 assists this season, highlighted by Lane Hutson's 33 helpers.
- 1 Drew Comness has started all 32 of his appearances this season for BU, logging an 23-7-0 record with a 2.46 goals-against average and .914 save percentage.

SERIES HISTORY

- 1 Cornell and Boston University are meeting for the 51st time in program history this afternoon. The Big Red has a 26-21-3 advantage in the series, and is 12-9-3 in contests on neutral ice. Six of the last nine meetings have been decided by one goal, and all nine have been within two scores.
- 1 Today's game will mark the 10th time in the last 11 meetings that the Big Red and Terriers will be playing at a neutral site (eight at Madison Square Garden, once at the DCU Center, once at SNHU Arena). Cornell is 3-4-2 in its previous nine neutral site games against BU.
- 1 It is the first time Cornell and Boston University are playing each other more than once in a season since 2017-18 when it played in the biennial Red Hot Hockey game at Madison Square Garden before it met in the Northeast Regional semifinal in Worcester, Mass.
- 1 Since Boston University moved from ECAC to Hockey East, today's meeting will be the fifth season Cornell is playing BU multiple times in a season (1988-89, 2001-02, 2002-03, 2017-18).
- 1 This is the fourth time Cornell and Boston University are meeting in the NCAA Tournament. Cornell won the first meeting, 4-1, in the 1967 NCAA Championship, but the Terriers have won the last two, coming in the 1972 NCAA Championship and in 2017 regional semifinal in Worcester, Mass.

LAST MEETING

- 1 BOSTON (JAN. 14, 2023) — Boston University freshman defenseman Lane Hutson scored with three seconds left to lift the No. 7-ranked Terriers to a 4-3 victory over No. 15-ranked Cornell at Agganis Arena.
- 1 Senior defenseman SAM MALINSKI and junior forward GABRIEL SEGER each scored a goal and recorded two assists for Cornell, and sophomore goaltender IAN SHANE made 36 saves.

CORNELL PLAYER STATS VS. BOSTON UNIVERSITY

PLAYER	GP	G	A	PTS	SH	SH%	PIM	PPG	SHG	BLK	FOW	FOL	FO%
Sam Malinski	3	2	3	5	7	28.6%	0	0	0	2	0	0	—
Ben Berard	3	2	1	3	10	20.0%	0	0	0	0	0	0	—
Gabriel Seger	1	1	2	3	2	50.0%	0	0	0	0	12	5	70.6%
Max Andreev	3	1	0	1	6	16.7%	6	1	0	1	29	29	50.0%
Ondrej Psenicka	2	1	0	1	4	25.0%	0	1	0	2	0	0	—
Kyler Kovich	1	1	0	1	2	50.0%	0	0	0	1	0	0	—
Sebastian Dirven	3	0	1	1	0	0.0%	4	0	0	2	0	0	—
Jack Malone	3	0	1	1	4	0.0%	4	0	0	1	1	4	20.0%
Travis Mitchell	3	0	1	1	5	0.0%	2	1	0	7	0	0	—
Kyle Penney	2	0	1	1	6	0.0%	4	0	0	1	0	1	0.0%
Tim Rego	2	0	1	1	1	0.0%	0	0	0	2	0	0	—
Matt Stienburg	2	0	1	1	5	0.0%	0	0	0	1	0	2	0.0%
Nick DeSantis	1	0	1	1	2	0.0%	0	1	0	0	0	0	—
Hank Kempf	2	0	0	0	1	0.0%	2	0	0	2	0	0	—
Zach Tupker	2	0	0	0	3	0.0%	4	0	0	0	7	13	35.0%
Dalton Bancroft	1	0	0	0	3	0.0%	2	1	0	0	0	0	—
Sean Donaldson	1	0	0	0	0	0.0%	0	0	0	0	0	0	—
Jack Lagerstrom	1	0	0	0	0	0.0%	0	0	0	0	0	0	—
Sullivan Mack	1	0	0	0	1	0.0%	0	0	0	0	0	0	—
Jack O'Leary	1	0	0	0	1	0.0%	0	0	0	0	0	0	—
Michael Suda	1	0	0	0	1	0.0%	0	0	0	0	0	0	—
Winter Wallace	1	0	0	0	0	0.0%	0	0	0	0	0	0	—
TOTALS	40	8	13	21	64	12.5%	28	5	0	22	49	54	47.6%
PLAYER	GP	GS	MIN	GA	GAA	SV	SV%	W	L	T	SHO	PPG	SHG
Ian Shane	1	1	59:57	4	4.00	36	.900	0	1	0	0	1	0



MIKE SCHAFER '86

Jay R. Bloom '77 Head Coach of Men's Ice Hockey
28th Season as Head Coach • 35th Season at Cornell

The longest-tenured head coach in Cornell men's hockey history, **MIKE SCHAFER** '86, enters his 28th season at the helm of the Cornell men's hockey program.

When Schafer returned to his alma mater in the summer of 1995 to become Cornell's 12th head coach in men's hockey history, Schafer's goal was to bring the Big Red to a position of national prominence.

Already the winningest head coach in Cornell men's hockey history, Schafer has accomplished that objective with his 520-281-105 record. His 520 wins rank fourth among active Division I coaches and his .632 win percentage is good for fifth among active Division I coaches.

Schafer has guided the Big Red to 12 NCAA Tournament appearances and a berth to the 2003 NCAA Frozen Four — the program's first since 1980. That year, Cornell set a school record for wins (30), finishing with one more victory than the 1969-70 national championship squad, who went undefeated (29-0-0). The 2002-03 team's 19-2-1 record in ECAC Hockey play was Cornell's best mark in league play since 1969-70 when Cornell was 21-0 in league action.

In 2020, Schafer was named a co-winner of the Spencer Penrose Award, given to the nation's top head coach. It was the first time Schafer won the award after being a finalist on five occasions after being named ECAC Hockey's Coach of the Year.

The Big Red have been regularly ranked among the nation's elite during Schafer's tenure, including being named No. 1 in both the USCHO.com and the USA Today/USA Hockey Magazine polls at the time the 2019-20 postseason was halted due to the COVID-19 pandemic.

Cornell has claimed five Whitelaw Cup (ECAC Hockey tournament titles), which surpassed the legendary **NED HARKNESS** for the most in program history. Schafer has also led the Big Red to three Cleary Cups (ECAC's top regular-season team) in three of the last four years of competition.

In 2002-03, Schafer led the Big Red to the NCAA Frozen Four, setting a school record with 30 wins, one better than the 1969-70 squad who went 29-0-0. Cornell's 19-2-1 mark in ECAC Hockey in 2002-03 was Cornell's best since the 1969-70 team went 21-0 in league play.

Over his career, Schafer has coached 10 different players to First Team All-America status 11 times, seven Ivy League Players of the Year, 5 ECAC Hockey Ken Dryden Award winners (league's best goaltender), five ECAC Hockey Rookies of the Year, and five Ivy Rookies of the Year, and three ECAC Hockey Players of the Year.

A native of Durham, Ontario, Schafer played junior hockey with the Guelph Jr. A Holody Platers, who were finalists in the Centennial Cup for the National Championship in 1982.

Schafer and his wife, Diane, have two sons, Luke and John '18, and a daughter, Michelle.

SCHAFER FILE

COACHING EXPERIENCE

1995-Pres.	Cornell (Head Coach)
1994-95	Western Michigan (Associate HC)
1990-94	Western Michigan (Assistant Coach)
1986-90	Cornell (Assistant Coach)

PLAYING EXPERIENCE

1983-86	Cornell
---------	---------

EDUCATION

Cornell University

- B.A., Business Management & Marketing, 1986

NCAA COACHING CAREER

SEASON	OVERALL	W-L%	CONF.	W-L%
CORNELL (1995 - PRES.)				
1995-96	21-9-4	.676	14-4-4	.727
1996-97	21-9-5	.671	14-6-2	.682
1997-98	15-16-2	.485	9-12-1	.432
1998-99	12-15-4	.452	9-10-3	.477
1999-00	16-14-2	.531	10-9-1	.525
2000-01	16-12-5	.561	11-8-3	.568
2001-02	25-8-2	.743	17-3-2	.818
2002-03	30-5-1	.847	19-2-1	.886
2003-04	16-10-6	.594	13-6-3	.659
2004-05	27-5-3	.814	18-2-2	.864
2005-06	22-9-4	.686	13-6-3	.659
2006-07	14-13-4	.516	10-8-4	.545
2007-08	19-14-3	.569	12-9-1	.568
2008-09	22-10-4	.667	13-6-3	.659
2009-10	21-9-4	.676	14-5-3	.705
2010-11	16-15-3	.515	11-9-2	.545
2011-12	19-9-7	.643	12-4-6	.682
2012-13	15-16-3	.485	8-11-3	.432
2013-14	17-10-5	.609	11-7-4	.591
2014-15	11-14-6	.452	9-9-4	.500
2015-16	16-11-7	.574	8-8-6	.500
2016-17	21-9-5	.671	13-4-5	.705
2017-18	25-6-2	.788	17-3-2	.818
2018-19	21-11-4	.639	13-5-4	.682
2019-20	23-2-4	.862	18-2-2	.864
2020-21	-- NO SEASON (COVID-19 PANDEMIC) --			
2021-22	18-10-4	.625	12-6-4	.636
2022-23	21-10-2	.667	15-6-1	.705
TOTAL	520-281-105	.632	343-170-79	.646

SCHAFER'S STATISTICAL BREAKDOWN

CATEGORY	2022-23	UNDER SCHAFER	CATEGORY	2022-23	UNDER SCHAFER	CATEGORY	2022-23	UNDER SCHAFER
Overall	21-10-2	520-281-105	Scoring First	19-3-1	379-86-51	Leading after 1st period	15-2-1	269-46-25
ECAC Hockey	15-6-1	343-170-79	Opponent Scores First	2-7-1	141-195-47	Trailing after 1st period	3-4-1	64-143-28
Ivy League	8-2-0	188-91-30	When Shutout	0-4-0	0-49-7	Tied after 1st period	3-4-0	187-92-52
Non-Conference / Postseason	6-4-1	177-111-26	Score One Goal	1-1-0	21-86-25	Leading after 2nd period	19-0-0	397-22-27
Home	12-3-1	273-104-45	Score Two Goals	3-3-0	83-86-38	Trailing after 2nd period	1-6-1	29-189-29
Away	7-6-1	187-123-51	Score Three Goals	6-2-1	140-41-26	Tied after 2nd period	1-4-1	94-70-49
Neutral	2-1-0	60-54-9	Score Four Goals	1-0-1	116-15-6	Outshooting Opponents	18-6-2	321-129-55
October	0-2-0	16-10-2	Score 5+ Goals	10-0-0	160-4-3	Outshot by Opponent	2-3-0	182-141-47
November	6-2-0	132-60-21	Shutout Opponent	5-0-0	108-0-7	Tied in Shots	1-1-0	17-11-3
December	2-1-1	52-30-17	Allows One Goal	10-2-0	179-16-25	In Overtime	0-2-2	49-42-105
January	5-2-0	106-61-34	Allows Two Goals	4-2-0	154-47-38	In Shootouts	1-0-1	5-8
February	5-2-1	126-65-28	Allows Three Goals	0-1-1	59-67-26	vs. Ranked Opponents	3-7-0	112-101-28
March	3-1-0	88-54-3	Allows Four Goals	2-4-1	19-67-6			
April	0-0-0	0-1-0	Allows 5+ Goals	0-1-0	1-84-3			



BEN SYER

**11th Season as Associate Head Coach; 12th Season at Cornell
Western Ontario '98**

Serving as the Big Red's recruiting director and manager of the team's vaunted defensive unit, **BEN SYER**'s efforts were perhaps no more celebrated than during the 2017-18 season. He helped Cornell lead the nation in team defense with a paltry 1.58 goals-against average and was named the winner of the American Hockey Coaches Association's 2018 Terry Flanagan Award.

One of the AHCA's major annual awards, the Terry Flanagan Award is presented to the assistant coach whose career body of work best honors that of the award's name sake.

"He can hold court with a group of assistant coaches on the road with the best of them," said **MIKE SCHAFFER**, adding that this is the first time he's nominated anyone for a major AHCA award in his 23-year tenure at the helm of the Big Red. "He knows the elder statesmen, but he also knows the young

guys like Terry did. He would make sure to say hello to everyone in the rink and lend a helping hand to young assistants. I admired Terry for this. He and his family are of the highest character, upfront and honest."

Syer joined Cornell in June 2011 as an assistant coach, then was promoted to associate head coach the following summer. He previously served as associate head coach during his 12 seasons at Quinnipiac under head coach Rand Pecknold. During that run, the Bobcats posted a 242-168-46 record with one NCAA tournament appearance (2002) and nine 20-win seasons.

A native of Kitchener, Ontario, Syer arrived at Quinnipiac after serving one season as an assistant coach at Ohio University. A 1998 graduate of Western Ontario, Syer earned a bachelor's degree in urban development. He earned his master's degree in physical education with a concentration in athletic administration in 2000.



SEAN FLANAGAN

**Seventh Season as Assistant Coach
St. Lawrence '10**

Flanagan enters his seventh season as an assistant coach on head coach **MIKE SCHAFFER**'s staff. During his previous six seasons, Flanagan helped guide the Big Red to post a 108-38-19 record, good for a .712 win percentage. In his first three years on Schaffer's staff, Flanagan aided Cornell in going 3-for-3 in advancing to the NCAA Tournament (and likely would have been 4-for-4, if the 2019-20 season had not ended prematurely). Prior to arriving on East Hill prior to the 2016-17 season, Flanagan made a couple of stops after his four-year playing career at St. Lawrence. After playing professionally in the ECHL with the Las Vegas Wranglers and Quad City Mallards, he became an assistant coach at Division III Hobart from 2012-15. While working under

former Cornell assistant coach Mark Taylor, he helped build a team who won the ECAC West titles in 2015 and 2016, leading the Statesmen to NCAA Tournament appearances. After Hobart, Flanagan spent one season as the Director of Hockey Operations at UMass Lowell, during the 2015-16 season. Flanagan is no stranger to ECAC Hockey, as he played 121 career games with St. Lawrence up to the 2010-11 season, where he racked up 12 goals and 40 assists for 52 points, helping the Saints advance to the league's championship weekend twice over his four years with the Saints. Flanagan graduated from St. Lawrence with a bachelor of arts degree in history with a minor in sports studies and exercise sciences in 2010 before receiving his master of education degree from St. Lawrence the following year.



MITCH STEPHENS

**Fourth Season as Volunteer
Assistant Coach; SUNY Geneseo '07**

Stephens returns to Cornell after serving as an assistant coach at Geneseo for five years. In his time behind the bench with his alma mater, Stephens helped the Knights win two SUNYAC conference championships (2016, 2018) and make three NCAA Tournament appearances (2014, 2016, and 2018), including two trips to the national semifinals. As a senior, Stephens was named runner-up for USCHO Division III Player of the Year, an AHCA Division III First Team, and All-America selection, while being a finalist for the AHCA Sid Watson Memorial Award as the NCAA Division III Player of the Year.



BEN RUSSELL

**First Season as Director of Hockey
Operations; Cornell '20**

Russell rejoined the Cornell men's hockey program in Aug. 2022 to serve as the team's Director of Hockey Operations, after spending the last two seasons as an assistant coach at St. Olaf College, a Minnesota-based Division III school. At St. Olaf, Russell helped the 2021-22 squad to a Minnesota Intercollegiate Athletic Conference (MIAC) tournament title and an NCAA Tournament appearance. While attending Cornell for his undergraduate studies, Russell served as an Assistant Director of Hockey Operations, helping coordinate video, analyzing film, and preparing scouting reports, while incorporating advanced analytics into game preparation.

CORNELLIANS IN THE NHL (THRU MARCH 23)



MORGAN BARRON
C | Winnipeg | CU from 2018-20

2022-23 STATS			
GP	G	A	PTS
61	7	11	18

CAREER		
GP	G	PTS
93	10	24



JACOB MacDONALD
D | San Jose | CU from 2011-15

2022-23 STATS			
GP	G	A	PTS
48	1	4	5

CAREER		
GP	G	PTS
91	3	15

FORMER CORNELLIANS PLAYING PROFESSIONALLY

LAST UPDATED MARCH 24, 2022

UNITED STATES / CANADA

NHL (2)

- Morgan Barron (Winnipeg)
- Jacob MacDonald (San Jose)

AHL (11)

- Anthony Angello (Milwaukee)
- Cole Bardreau (Bridgeport)
- Kyle Betts (Belleville)
- Matt Cairns (Milwaukee)
- Alex Green (Chicago)
- Yanni Kaldis (Bakersfield)
- Jeff Kubiak (Bridgeport)
- Jeff Malott (Manitoba)
- Tristan Mullin (Coachella Valley)
- Riley Nash (Charlotte)
- Michael Regush (Abbotsford)

ECHL (3)

- Cody Haiskanen (Idaho)
- Joe Leahy (Greenville)
- John McCarron (Florida)

INTERNATIONAL

AUSTRIA (1)

- Reece Wilcox (HC Pustertal)

GERMANY - DEL (1)

- Alec McCrea (Düsseldorfer EG)

GERMANY - DEL2 (2)

- Joel Lowry (EC Kassel)
- Jake Weidner (EC Kassel)

JAPAN (1)

- Alex Rauter (Yokohama)

NORWAY (1)

- Mitch Gillam (Vålerenga)

RUSSIA - KHL (1)

- Kirill Gotovets (Dynamo Moskva)

SWEDEN - ALLSVENSKAN (1)

- Matthew Galajda (Djurgårdens IF)

SWEDEN - SHL (1)

- Joakim Ryan (Malmö)

SWITZERLAND - SL (1)

- Sean Collins (EHC Olten)

CORNELLIANS IN THE NHL



CORNELLIANS ACTIVELY IN THE NHL (2)

PLAYER	YEARS AT CORNELL	NHL SEASON	CURRENT TEAM
Morgan Barron	2018-20	3rd	Winnipeg
Jacob MacDonald	2011-15	4th	San Jose

NHLERS TO PLAY UNDER SCHAFFER AT CORNELL (28)

PLAYER	YEAR(S) COACHED	NHL CAREER	TEAM(S)
AS AN ASSISTANT COACH (4)			
Joe Nieuwendyk	1986-87	1987-07	CGY, DAL, NJ, TOR, FLA
Corrie D'Alessio	1987-90	1992-93	HFD
Dan Ratushny	1988-90	1992-93	VAN
Ryan Hughes	1989-90	1995-96	BOS

AS A HEAD COACH (24)

Brad Chartrand	1995-96	1999-04	LAK
P.C. Drouin	1995-96	1996-97	BOS
Jean-Marc Pelletier	1995-97	1998-04	PHI, PHX
Matt Underhill	1998-02	2003-04	CHI
Douglas Murray	1999-03	2005-14	SJ, PIT, MTL
Ryan Vesce	2000-04	2008-10	SJ
Mike Iggy	2001-05	2007-09	SJ, NYI
David LeNeveu	2001-03	2005-11	PHX, CBJ
Matt Moulson	2002-06	2007-18	LA, NYI, BUF, MIN
Ryan O'Byrne	2003-06	2007-13	MTL, COL, TOR
Byron Bitz	2003-07	2008-12	BOS, FLA, VAN
Raymond Sawada	2004-08	2008-11	DAL
Colin Greening	2006-10	2010-16	OTT, TOR
Brendon Nash	2006-10	2010-11	MTL
Ben Scrivens	2006-10	2011-16	TOR, LA, EDM, MTL
Riley Nash	2007-10	2011-21	CAR, BOS, CBJ, WPG, TB, ARI
Sean Collins	2008-12	2012-16	CBJ, WSH
Brian Ferlin	2011-14	2014-15	BOS
Joakim Ryan	2011-15	2017-21	SJ, LA, CAR
Jacob MacDonald	2011-15	2018-	FLA, COL, SJ
Cole Bardreau	2011-15	2019-22	NYI
Anthony Angello	2015-18	2019-21	PIT
Morgan Barron	2018-20	2020-	NYR, WPG
Jeff Malott	2016-20	2021-22	WPG

CORNELIAN NHLERS IN HOCKEY HALL OF FAME (2)

KEN DRYDEN

G | Montréal | CU from 1966-69

Career stats

GP	SV	GAA	SV%
397	10,213	2.24	.922



5-time Vezina Trophy winner; 6-time All-Star

JOE NIEUWENDYK

C | Calgary, Dallas, New Jersey, Toronto, Florida | CU from 1984-87

Career stats

GP	G	A	PTS
1,257	564	562	1,126



1988 Calder; 1995 Clancy; 1999 Conn Smythe

MACDONALD '15 BECOMES THIRD CORNELLIAN TO HOIST STANLEY CUP



Patrick Shanahan/Cornell Athletics

ITHACA, N.Y. (JUNE 26, 2022) — **JACOB MacDONALD** '15 became the third player in Cornell history to lift the Stanley Cup when his Colorado Avalanche defeated the Tampa Bay Lightning, 2-1, in Game 6 of the 2022 Stanley Cup Playoffs at Amalie Arena in Tampa, Fla.

MacDonald joined six-time winner **KEN DRYDEN** and three-time champion **JOE NIEUWENDYK** in hoisting the oldest existing trophy awarded to a professional sports franchise in North America.

Since graduating from Cornell, MacDonald has played in the ECHL with the Elmira Jackals and Toledo Walleye, the AHL with the Springfield Falcons, Albany and Binghamton Devils, Springfield Thunderbirds and Colorado Eagles around NHL stints with the Florida Panthers in 2018-19 and the Avalanche in both 2020-21 and 2021-22.

He played eight regular-season games with Colorado this season and has two goals and eight assists in 43 regular season NHL games.

MacDonald was called up from Colorado of the AHL in early June to provide the Avalanche with some additional depth at the defenseman position.

The three-year starter for the Big Red accumulated four goals and 17 assists for 21 points in 104 career games. His plus-6 rating as a senior ranked second on the club.

2022-23 CORNELL BIG RED SKATER CAPSULES



#2 PETER MUZYKA

Defenseman • Sr. • 6-3 • 194 lbs • Shoots: Left

Toronto, Ontario • New Mexico Ice Wolves (NAHL)

SEASON	TEAM	GP	G	A	Points	Shots	Shot%	Pen-Min	+/-	PPG	SHG	GWG	BLK	FOW	FOL	FO%
2021-22	CU	6	0	0	0	0	.000	2 - 15	1	0	0	0	4	0	0	.000
TOTAL		6	0	0	0	0	.000	2 - 15	1	0	0	0	4	0	0	.000

MUZYKA AT A GLANCE

Most Goals N/A
Most Assists N/A
Most Points N/A

First Goal N/A
First Assist N/A
Last Goal N/A
Last Assist N/A

Longest Point Streak N/A
Longest Goal Streak N/A
Longest Assist Streak N/A



#3 JACK O'BRIEN

Defenseman • Fr. • 6-0 • 170 lbs • Shoots: Left

White Rock, British Columbia • Nanaimo Clippers (BCHL)

SEASON	TEAM	GP	G	A	Points	Shots	Shot%	Pen-Min	+/-	PPG	SHG	GWG	BLK	FOW	FOL	FO%
2022-23	CU	1	0	0	0	1	.000	0 - 0	0	0	0	0	0	0	0	.000
TOTAL		1	0	0	0	1	.000	0 - 0	0	0	0	0	0	0	0	.000

O'BRIEN AT A GLANCE

Most Goals N/A
Most Assists N/A
Most Points N/A

First Goal N/A
First Assist N/A
Last Goal N/A
Last Assist N/A

Longest Point Streak N/A
Longest Goal Streak N/A
Longest Assist Streak N/A



#4 HANK KEMPF

Defenseman • So. • 6-2 • 200 lbs • Shoots: Left

Wilmette, Illinois • Muskegon Lumberjacks (USHL)



SEASON	TEAM	GP	G	A	Points	Shots	Shot%	Pen-Min	+/-	PPG	SHG	GWG	BLK	FOW	FOL	FO%
2021-22	CU	32	0	8	8	54	.000	3 - 6	8	0	0	0	12	0	0	.000
2022-23	CU	30	1	1	2	25	.040	5 - 10	12	0	0	0	29	0	0	.000
TOTAL		62	1	9	10	79	.013	8 - 16	20	0	0	0	41	0	0	.000

KEMPF AT A GLANCE

Most Goals 1, at RPI (1/7/23)
Most Assists 2, at Princeton (1/21/22)
Most Points 2, at Princeton (1/21/22)

First Goal at RPI (1/7/23)
First Assist at Dartmouth (11/6/21)
Last Goal at RPI (1/7/23) - 17 games
Last Assist at St. Lawrence (11/11/22) - 25 games

Longest Point Streak 4 games (11/6/21 - 11/19/21)
Longest Goal Streak N/A
Longest Assist Streak 4 games (11/6/21 - 11/19/21)



#5 SEBASTIAN DIRVEN

Defenseman • Sr. • 6-3 • 205 lbs • Shoots: Left

Bainville, Ontario • Central Illinois Flying Aces (USHL)

SEASON	TEAM	GP	G	A	Points	Shots	Shot%	Pen-Min	+/-	PPG	SHG	GWG	BLK	FOW	FOL	FO%
2019-20	CU	28	1	3	4	22	.045	9 - 18	10	0	0	0	17	0	0	.000
2021-22	CU	31	1	5	6	20	.050	11 - 33	5	0	0	0	24	0	0	.000
2022-23	CU	33	1	4	5	32	.031	6 - 23	8	0	0	0	24	0	0	.000
TOTAL		92	3	12	15	74	.041	26 - 74	23	0	0	0	65	0	0	.000

DIRVEN AT A GLANCE

Most Goals 1, (3x), Last: at Union (1/6/23)
Most Assists 1, (12x), Last: vs. Clarkson (2/17/23)
Most Points 1, (13x), Last: at Union (1/6/23)

First Goal vs. Colgate (2/9/20)
First Assist at Union (1/11/20)
Last Goal at Union (1/6/23) - 18 games
Last Assist vs. Clarkson (2/17/23) - 7 games

Longest Point Streak 2, (3x), Last: 11/27/21 - 12/3/21
Longest Goal Streak N/A
Longest Assist Streak 2, (2x), Last: 11/27/21 - 12/3/21



#7 JIMMY RAYHILL

Defenseman • So. • 5-9 • 175 lbs • Shoots: Right

New Hartford, New York • Odessa Jackalopes (NAHL)

RAYHILL AT A GLANCE

Most Goals N/A
Most Assists N/A
Most Points N/A

First Goal N/A
First Assist N/A
Last Goal N/A
Last Assist N/A

Longest Point Streak N/A
Longest Goal Streak N/A
Longest Assist Streak N/A



2022-23 CORNELL BIG RED SKATER CAPSULES



#8 JACK LAGERSTROM

Defenseman • Jr. • 6-2 • 177 lbs • Shoots: Right
Edina, Minnesota • Tri-City Storm (USHL)

SEASON	TEAM	GP	G	A	Points	Shots	Shot%	Pen-Min	+/-	PPG	SHG	GWG	Blk	FOW	FOL	FO%
2021-22	CU	14	0	0	0	16	.000	2 - 4	1	0	0	0	5	0	0	.000
2022-23	CU	7	1	1	2	10	.100	2 - 4	1	0	0	0	2	0	0	.000
TOTAL		21	1	1	2	26	.038	4 - 8	2	0	0	0	7	0	0	.000

LAGERSTROM AT A GLANCE

Most Goals 1, vs. Brown (11/19/22)
Most Assists 1, vs. Sacred Heart (11/22/22)
Most Points 1, (2x), Last: vs. Sacred Heart (11/22/22)

First Goal vs. Brown (11/19/22)
First Assist vs. Sacred Heart (11/22/22)
Last Goal vs. Brown (11/19/22) - 1 game
Last Assist vs. Sacred Heart (11/22/22)

Longest Point Streak 2 games (11/19/22 - Present)
Longest Goal Streak N/A
Longest Assist Streak N/A



#9 JACK O'LEARY

Forward • Jr. • 5-7 • 162 lbs • Shoots: Right
St. James, New York • Cedar Rapids RoughRiders (USHL)

SEASON	TEAM	GP	G	A	Points	Shots	Shot%	Pen-Min	+/-	PPG	SHG	GWG	Blk	FOW	FOL	FO%
2021-22	CU	11	1	1	2	9	.111	4 - 19	3	0	0	0	1	0	0	.000
2022-23	CU	28	6	11	17	30	.200	4 - 8	19	0	0	2	19	0	1	.000
TOTAL		39	7	12	19	39	.179	8 - 27	22	0	0	2	20	0	1	.000

O'LEARY AT A GLANCE

Most Goals 1, (7x), Last: vs. Denver (3/23/23)
Most Assists 1, (12x), Last: vs. Denver (3/23/23)
Most Points 2, (4x), Last: vs. Denver (3/23/23)

First Goal at North Dakota (1/7/22)
First Assist at North Dakota (1/7/22)
Last Goal vs. Denver (3/23/23)
Last Assist vs. Denver (3/23/23)

Longest Point Streak 3, (3x), Last: 2/24/23 - 3/10/23
Longest Goal Streak 2 games (2/24/23 - 2/25/23)
Longest Assist Streak 3 games (2/4/23 - 2/11/23)



#10 TRAVIS MITCHELL

Defenseman • Sr. • 6-3 • 207 lbs • Shoots: Left
South Lyon, Michigan • Omaha Lancers (USHL)

SEASON	TEAM	GP	G	A	Points	Shots	Shot%	Pen-Min	+/-	PPG	SHG	GWG	Blk	FOW	FOL	FO%
2019-20	CU	29	2	10	12	36	.056	9 - 29	20	0	0	0	25	1	0	1.000
2021-22	CU	32	3	13	16	70	.043	12 - 40	14	1	0	0	38	0	0	.000
2022-23	CU	33	6	12	18	65	.092	10 - 20	18	0	0	1	59	0	0	.000
TOTAL		94	11	35	46	171	.064	31 - 89	52	1	0	1	122	1	0	1.000

MITCHELL AT A GLANCE

Most Goals 2, vs. RPI (2/3/23)
Most Assists 3, (2x), Last: vs. Union (2/4/23)
Most Points 3, (2x), Last: vs. Union (2/4/23)

First Goal at Clarkson (11/15/19)
First Assist at Michigan State (11/2/19)
Last Goal 2, vs. RPI (2/3/23) - 11 games
Last Assist vs. Clarkson (3/11/23) - 2 games

Longest Point Streak 4 games (2/19/22 - 3/11/22)
Longest Goal Streak 3 games (12/2/22 - 12/30/22)
Longest Assist Streak 4 games (2/19/22 - 3/11/22)



#11 SEAN DONALDSON

Forward • Fr. • 5-11 • 180 lbs • Shoots: Left
Vancouver, British Columbia • Nanaimo Clippers (BCHL)

SEASON	TEAM	GP	G	A	Points	Shots	Shot%	Pen-Min	+/-	PPG	SHG	GWG	Blk	FOW	FOL	FO%
2022-23	CU	22	3	7	10	34	.088	0 - 0	4	1	0	0	3	0	0	.000
TOTAL		22	3	7	10	34	.088	0 - 0	4	1	0	0	3	0	0	.000

DONALDSON AT A GLANCE

Most Goals 1, (3x), Last: vs. Princeton (1/21/23)
Most Assists 2, (2x), Last: vs. Brown (11/19/22)
Most Points 2, (2x), Last: vs. Brown (11/19/22)

First Goal at Minnesota Duluth (10/29/22)
First Assist 2, vs. Yale (11/18/22)
Last Goal vs. Princeton (1/21/23) - 7 games
Last Assist vs. AIC (12/30/22) - 12 games

Longest Point Streak 3 games (11/18/22 - 11/22/22)
Longest Goal Streak N/A
Longest Assist Streak 3 games (11/18/22 - 11/22/22)



#12 TIM REGO

Defenseman • Jr. • 6-0 • 172 lbs • Shoots: Right
Mansfield, Massachusetts • Brooks Bandits (AJHL)

SEASON	TEAM	GP	G	A	Points	Shots	Shot%	Pen-Min	+/-	PPG	SHG	GWG	Blk	FOW	FOL	FO%
2021-22	CU	32	2	9	11	29	.069	3 - 6	4	0	0	0	22	0	0	.000
2022-23	CU	32	2	7	9	27	.074	8 - 16	19	0	0	2	29	0	0	.000
TOTAL		64	4	16	20	56	.071	11 - 22	23	0	0	2	51	0	0	.000

REGO AT A GLANCE

Most Goals 2, vs. RPI (11/13/21)
Most Assists 2, at Harvard (11/5/21)
Most Points 3, vs. RPI (11/13/21)

First Goal 2, vs. RPI (11/13/21)
First Assist 2, at Harvard (11/5/21)
Last Goal at Union (1/6/23) - 18 games
Last Assist vs. Colgate (2/10/23) - 9 games

Longest Point Streak 3 games (2/3/23 - 2/10/23)
Longest Goal Streak N/A
Longest Assist Streak 3 games (2/3/23 - 2/10/23)



2022-23 CORNELL BIG RED SKATER CAPSULES



#13 JACK MALONE

Forward • Sr. • 6-1 • 193 lbs • Shoots: Right

Madison, New Jersey • Youngstown Phantoms (USHL)



SEASON	TEAM	GP	G.	A	Points	Shots	Shot%	Pen-Min	+/-	PPG	SHG	GWG	BK	FOW	FOL	FO%
2019-20	CU	27	2	6	8	16	.125	2 - 4	11	1	0	0	7	9	5	.643
2021-22	CU	32	8	12	20	61	.131	9 - 26	2	2	0	1	17	18	23	.439
2022-23	CU	33	8	9	17	66	.121	3 - 6	5	2	0	1	16	104	123	.458
TOTAL		92	18	27	45	143	.126	14 - 36	18	5	0	2	40	131	151	.465



MALONE AT A GLANCE

Most Goals 2, (2x), Last: at Colgate (2/11/23)
Most Assists 2, (3x), Last: vs. AIC (12/29/22)
Most Points 3, vs. AIC (12/29/22)

First Goal at Michigan State (11/19/19)
First Assist vs. Yale (11/9/19)
Last Goal vs. Clarkson (3/11/23) - 2 games
Last Assist vs. Clarkson (3/11/23) - 2 games

Longest Point Streak 6 games (2/19/22 - 3/13/22)
Longest Goal Streak 2, (3x), Last: 2/11/23 - 2/17/23
Longest Assist Streak 4, (2x), Last: 1/27/23 - 2/4/23



#15 MAX ANDREEV A

Forward • Sr. • 6-0 • 182 lbs • Shoots: Left

Moscow, Russia • Central Illinois Flying Aces (USHL)

SEASON	TEAM	GP	G.	A	Points	Shots	Shot%	Pen-Min	+/-	PPG	SHG	GWG	BK	FOW	FOL	FO%
2018-19	CU	22	2	8	10	22	.091	5 - 10	4	0	0	0	5	121	92	.568
2019-20	CU	24	5	15	20	39	.128	6 - 12	11	2	0	3	6	119	128	.482
2021-22	CU	22	9	14	23	55	.164	10 - 23	17	3	0	0	10	228	184	.553
2022-23	CU	30	6	16	22	54	.111	12 - 24	10	5	0	2	16	264	230	.534
TOTAL		98	22	53	75	170	.129	33 - 69	42	10	0	5	37	732	634	.536



ANDREEV AT A GLANCE

Most Goals 4, vs. RPI (11/13/21)
Most Assists 2, (9x), Last: vs. Union (2/4/23)
Most Points 6, vs. RPI (11/13/21)

First Goal vs. Michigan State (10/26/18)
First Assist vs. Yale (11/2/18)
Last Goal vs. Clarkson (3/11/23) - 2 games
Last Assist vs. Denver (3/23/23)

Longest Point Streak 8 games (11/12/21 - 1/1/22)
Longest Goal Streak N/A
Longest Assist Streak 4, (2x), Last: 2/3/23 - 2/17/23



#16 GABRIEL SEGER

Forward • Sr. • 6-4 • 210 lbs • Shoots: Left

Uppsala, Sweden • Union College (ECAC)

SEASON	TEAM	GP	G.	A	Points	Shots	Shot%	Pen-Min	+/-	PPG	SHG	GWG	BK	FOW	FOL	FO%
2019-20	UNI	37	7	15	22	44	.159	4 - 8	-1	3	0	2	18	204	223	.478
2021-22	UNI	34	7	14	21	54	.130	5 - 21	-2	3	0	0	18	335	306	.523
2022-23	CU	29	7	22	29	41	.171	4 - 19	5	5	0	1	4	285	165	.633
TOTAL FOR CU		29	7	22	29	41	.171	4 - 19	5	5	0	1	4	285	165	.633
TOTAL		100	21	51	72	139	.151	13 - 48	2	11	0	3	40	824	694	.543



SEGER AT A GLANCE

Most Goals 1, (21x), Last: vs. Clarkson (3/10/23)
Most Assists 3, (2x), Last: vs. Union (2/4/23)
Most Points 3, (5x), Last: vs. Union (2/4/23)

First Goal vs. RPI (10/25/19)
First Assist vs. Army (10/6/19)
Last Goal vs. Clarkson (3/10/23) - 3 games
Last Assist vs. Clarkson (3/11/23) - 2 games

Longest Point Streak 6 games (12/3/22 - 1/14/23)
Longest Goal Streak 3 games (1/6/23 - 1/14/23)
Longest Assist Streak 6 games (12/3/22 - 1/14/23)



#17 DALTON BANCROFT

Forward • Fr. • 6-3 • 200 lbs • Shoots: Right

Madoc, Ontario • Trenton Golden Hawks (OJHL)

SEASON	TEAM	GP	G.	A	Points	Shots	Shot%	Pen-Min	+/-	PPG	SHG	GWG	BK	FOW	FOL	FO%
2022-23	CU	32	8	12	20	65	.123	8 - 19	8	5	0	2	15	1	3	.250
TOTAL		32	8	12	20	65	.123	8 - 19	8	5	0	2	15	1	3	.250




BANCROFT AT A GLANCE

Most Goals 3, vs. UConn (11/26/22)
Most Assists 2, at Dartmouth (1/27/23)
Most Points 3, (2x), Last: vs. Union (2/4/23)

First Goal vs. Yale (11/18/22)
First Assist at Minnesota Duluth (10/28/22)
Last Goal 2, vs. Union (2/4/23) - 9 games
Last Assist vs. Clarkson (3/11/23) - 2 games

Longest Point Streak 4 games (11/18/22 - 11/26/22)
Longest Goal Streak 2 games (1/20/23 - 1/21/23)
Longest Assist Streak 3 games (11/18/22 - 11/22/22)



#18 KYLER KOVICH

Forward • So. • 6-2 • 182 lbs • Shoots: Left

Coquitlam, British Columbia • Tri-City Storm (USHL)

SEASON	TEAM	GP	G.	A	Points	Shots	Shot%	Pen-Min	+/-	PPG	SHG	GWG	BK	FOW	FOL	FO%
2021-22	CU	19	3	1	4	13	.231	4 - 8	6	0	0	1	7	1	0	1.000
2022-23	CU	15	1	2	3	10	.100	2 - 4	3	0	0	0	2	0	0	.000
TOTAL		34	4	3	7	23	.174	6 - 12	9	0	0	1	9	1	0	1.000



KOVICH AT A GLANCE

Most Goals 1, (4x), Last: at St. Lawrence (11/11/22)
Most Assists 1, (3x), Last: at Yale (2/25/23)
Most Points 1, (7x), Last: at Yale (2/25/23)

First Goal vs. Boston University (11/27/21)
First Assist at Dartmouth (11/6/21)
Last Goal at St. Lawrence (11/11/22) - 12 games
Last Assist at Yale (2/25/23) - 3 games

Longest Point Streak 2, (2x), Last: 2/24/23 - 2/25/23
Longest Goal Streak 2 games (1/7/22 - 1/8/22)
Longest Assist Streak 2 games (2/24/23 - 2/25/23)

2022-23 CORNELL BIG RED SKATER CAPSULES



#19 SULLIVAN MACK

Forward • So. • 6-1 • 189 lbs • Shoots: Left

Anchorage, Alaska • Salmon Arm Silverbacks (BCHL)



SEASON	TEAM	GP	G.	A	Points	Shots	Shot%	Pen-Min	+/-	PPG	SHG	GWG	Blk	FOW	FOL	FO%
2021-22	CU	20	1	1	2	27	.037	2 - 4	-3	0	0	1	5	0	0	.000
2022-23	CU	25	6	4	10	29	.207	4 - 8	6	0	0	2	13	0	0	.000
TOTAL		45	7	5	12	56	.125	6 - 12	3	0	0	3	18	0	0	.000

MACK AT A GLANCE

Most Goals 2, (2x), Last: at Brown (2/24/23)
 Most Assists 2, vs. UConn (11/26/22)
 Most Points 2, (3x), Last: at Brown (2/24/23)

First Goal at Princeton (2/26/22)
 First Assist vs. RPI (11/13/21)
 Last Goal 2, at Brown (2/24/23) - 2 games
 Last Assist 2, vs. UConn (11/26/22) - 20 games

Longest Point Streak 4 games (11/18/22 - 11/26/22)
 Longest Goal Streak N/A
 Longest Assist Streak 2 games (11/18/22 - 11/19/22)



#20 MATT STIENBURG A

Forward • Sr. • 6-2 • 195 lbs • Shoots: Right

Halifax, Nova Scotia • St. Andrew's College



SEASON	TEAM	GP	G.	A	Points	Shots	Shot%	Pen-Min	+/-	PPG	SHG	GWG	Blk	FOW	FOL	FO%
2019-20	CU	27	5	5	10	31	.161	13 - 45	12	1	0	1	15	31	40	.437
2021-22	CU	28	13	16	29	63	.206	11 - 30	11	4	0	4	22	50	67	.427
2022-23	CU	17	2	5	7	43	.047	9 - 18	-3	1	0	1	17	5	11	.313
TOTAL		72	20	26	46	137	.146	33 - 93	20	6	0	6	54	86	118	.422

STIENBURG AT A GLANCE

Most Goals 3, at St. Lawrence (12/3/21)
 Most Assists 3, vs. RPI (11/13/21)
 Most Points 4, (2x), Last: at St. Lawrence (12/3/21)

First Goal vs. Ohio State (1/3/20)
 First Assist vs. Yale (11/9/19)
 Last Goal vs. UConn (11/26/22) - 7 games
 Last Assist vs. Denver (3/23/23)

Longest Point Streak 11 games (10/30/21 - 1/1/22)
 Longest Goal Streak 3 games (2/21/20 - 2/28/20)
 Longest Assist Streak 5 games (11/20/21 - 1/1/22)



#21 ZACH TUPKER

Forward • Sr. • 6-1 • 197 lbs • Shoots: Left

Collingwood, Ontario • Carleton Place Canadians (CCHL)



SEASON	TEAM	GP	G.	A	Points	Shots	Shot%	Pen-Min	+/-	PPG	SHG	GWG	Blk	FOW	FOL	FO%
2019-20	CU	20	1	2	3	12	.083	1 - 2	7	0	0	0	5	50	59	.459
2021-22	CU	32	1	6	7	36	.028	4 - 8	-1	0	0	0	10	139	133	.511
2022-23	CU	33	6	5	11	68	.088	8 - 16	5	0	0	1	14	300	236	.560
TOTAL		85	8	13	21	116	.069	13 - 26	11	0	0	1	29	489	428	.533

TUPKER AT A GLANCE

Most Goals 2, vs. Yale (11/18/22)
 Most Assists 1, (13x), Last: vs. Clarkson (3/10/23)
 Most Points 2, (3x), Last: at Brown (2/24/23)

First Goal vs. Yale (11/9/19)
 First Assist vs. Colgate (2/9/20)
 Last Goal at Brown (2/24/23) - 5 games
 Last Assist vs. Clarkson (3/10/23) - 3 games

Longest Point Streak 3, (2x), Last: 11/12/22 - 11/19/22
 Longest Goal Streak 2 games (11/12/22 - 11/18/22)
 Longest Assist Streak 3 games (1/7/22 - 1/15/22)



#22 KYLE PENNEY

Forward • Jr. • 6-1 • 204 lbs • Shoots: Left

Lawrencetown, Nova Scotia • Chilliwack Chiefs (BCHL)



SEASON	TEAM	GP	G.	A	Points	Shots	Shot%	Pen-Min	+/-	PPG	SHG	GWG	Blk	FOW	FOL	FO%
2021-22	CU	32	8	6	14	59	.136	4 - 8	3	0	0	0	23	25	36	.410
2022-23	CU	32	7	11	18	42	.167	2 - 4	9	1	0	1	13	45	59	.433
TOTAL		64	15	17	32	101	.149	6 - 12	12	1	0	1	36	70	95	.424

PENNEY AT A GLANCE

Most Goals 1, (13x), Last: at Yale (2/25/23)
 Most Assists 2, (2x), Last: at Yale (2/25/23)
 Most Points 3, (2x), Last: at Yale (2/25/23)

First Goal at Dartmouth (11/6/21)
 First Assist vs. Boston University (11/27/21)
 Last Goal at Yale (2/25/23) - 4 games
 Last Assist vs. Clarkson (3/11/23) - 2 games

Longest Point Streak 3 games (2/4/23 - 2/11/23)
 Longest Goal Streak 2, (5x), Last: 2/4/23 - 2/10/23
 Longest Assist Streak 2 games (2/24/23 - 2/25/23)



#23 WINTER WALLACE

Forward • Fr. • 6-3 • 215 lbs • Shoots: Right

Boulder, Colorado • Youngstown Phantoms (USHL)



SEASON	TEAM	GP	G.	A	Points	Shots	Shot%	Pen-Min	+/-	PPG	SHG	GWG	Blk	FOW	FOL	FO%
2022-23	CU	22	3	5	8	21	.143	8 - 16	7	0	0	0	3	0	0	.000
TOTAL		22	3	5	8	21	.143	8 - 16	7	0	0	0	3	0	0	.000

WALLACE AT A GLANCE

Most Goals 1, (3x), Last: at Yale (2/25/23)
 Most Assists 1, (4x), Last: vs. Clarkson (2/17/23)
 Most Points 1, (7x), Last: at Yale (2/25/23)

First Goal at Minnesota Duluth (10/28/22)
 First Assist at Clarkson (11/12/22)
 Last Goal at Yale (2/25/23) - 4 games
 Last Assist vs. Clarkson (3/11/23) - 2 games

Longest Point Streak 2, (2x), Last: (2/11/23 - 2/17/23)
 Longest Goal Streak N/A
 Longest Assist Streak N/A

2022-23 CORNELL BIG RED SKATER CAPSULES



#24 SAM MALINSKI C

Defenseman • Sr. • 5-11 • 189 lbs • Shoots: Right
Lakeville, Minnesota • Bismarck Bobcats (NAHL)

SEASON	TEAM	GP	G.	A	Points	Shots	Shot%	Pen-Min	+/-	PPG	SHG	GWG	BK	FOW	FOL	FO%
2019-20	CU	25	4	12	16	61	.066	7 - 14	14	2	0	1	19	0	0	.000
2021-22	CU	32	5	18	23	81	.062	9 - 26	20	2	0	1	41	0	0	.000
2022-23	CU	33	8	18	26	81	.099	9 - 29	9	3	1	1	37	0	0	.000
TOTAL		90	17	48	65	223	.076	25 - 69	43	7	1	3	97	0	0	.000

MALINSKI AT A GLANCE

Most Goals 2, vs. Union (2/4/23)
Most Assists 3, (2x), Last: vs. Princeton (1/21/23)
Most Points 4, vs. Union (2/4/23)

First Goal at Michigan State (11/2/19)
First Assist at Michigan State (11/1/19)
Last Goal 2, vs. Union (2/4/23) - 10 games
Last Assist vs. Clarkson (3/10/23) - 3 games

Longest Point Streak 10 games (12/30/22 - 2/4/23)
Longest Goal Streak 4 games, 1/27/23 - 2/4/23
Longest Assist Streak 7 games (12/30/22 - 1/27/23)



#26 ONDREJ PSENICKA

Forward • So. • 6-6 • 211 lbs • Shoots: Left
Prague, Czechia • Waterloo Black Hawks (USHL)

SEASON	TEAM	GP	G.	A	Points	Shots	Shot%	Pen-Min	+/-	PPG	SHG	GWG	BK	FOW	FOL	FO%
2021-22	CU	32	12	9	21	68	.176	9 - 18	21	2	1	3	11	18	17	.514
2022-23	CU	33	8	7	15	58	.138	5 - 10	16	1	0	1	9	41	41	.500
TOTAL		65	20	16	36	126	.159	14 - 28	37	3	1	4	20	59	58	.504

PSENICKA AT A GLANCE

Most Goals 2, (2x), Last: vs. AIC (12/29/22)
Most Assists 2, at North Dakota (1/7/22)
Most Points 3, (2x), Last: vs. AIC (12/29/22)

First Goal vs. Alaska (10/29/21)
First Assist at Dartmouth (11/6/21)
Last Goal vs. Clarkson (3/11/23) - 2 games
Last Assist at Yale (2/25/23) - 4 games

Longest Point Streak 4 games (3/11/22 - 10/28/22)
Longest Goal Streak 2, (4x), Last: 12/29/22 - 1/6/23
Longest Assist Streak 4 games (3/11/22 - 10/28/22)



#27 MICHAEL SUDA

Defenseman • So. • 6-1 • 180 lbs • Shoots: Left
Cheektowaga, New York • Fargo Force (USHL)

SEASON	TEAM	GP	G.	A	Points	Shots	Shot%	Pen-Min	+/-	PPG	SHG	GWG	BK	FOW	FOL	FO%
2021-22	CU	6	0	0	0	5	.000	0 - 0	-1	0	0	0	1	0	0	.000
2022-23	CU	32	1	6	7	27	.037	4 - 8	8	0	0	1	16	0	1	.000
TOTAL		38	1	6	7	32	.031	4 - 8	7	0	0	1	17	0	1	.000

SUDA AT A GLANCE

Most Goals 1, vs. Clarkson (3/10/23)
Most Assists 2, vs. Quinnipiac (1/20/23)
Most Points 2, vs. Quinnipiac (1/20/23)

First Goal vs. Clarkson (3/10/23)
First Assist at Minnesota Duluth (10/29/22)
Last Goal vs. Clarkson (3/10/23) - 3 games
Last Assist vs. RPI (2/3/23) - 11 games

Longest Point Streak N/A
Longest Goal Streak N/A
Longest Assist Streak N/A



#28 NICK DESANTIS

Forward • Fr. • 5-9 • 155 lbs • Shoots: Right
Collegeville, Pennsylvania • Madison Capitols (USHL)

SEASON	TEAM	GP	G.	A	Points	Shots	Shot%	Pen-Min	+/-	PPG	SHG	GWG	BK	FOW	FOL	FO%
2022-23	CU	29	9	11	20	40	.225	6 - 12	11	3	0	1	4	0	0	.000
TOTAL		29	9	11	20	40	.225	6 - 12	11	3	0	1	4	0	0	.000

DESANTIS AT A GLANCE

Most Goals 2, (2x), Last: vs. Union (2/4/23)
Most Assists 4, at RPI (1/7/23)
Most Points 4, at RPI (1/7/23)

First Goal at St. Lawrence (11/11/22)
First Assist vs. AIC (12/29/22)
Last Goal at Yale (2/25/23) - 4 games
Last Assist at Yale (2/25/23) - 4 games

Longest Point Streak 6 games (12/29/22 - 1/20/23)
Longest Goal Streak 2 games (12/29/22 - 12/30/22)
Longest Assist Streak 4 games (1/6/23 - 1/20/23)



#29 BEN BERARD

Forward • Sr. • 6-0 • 191 lbs • Shoots: Left
Duncan, British Columbia • Powell River Kings (BCHL)

SEASON	TEAM	GP	G.	A	Points	Shots	Shot%	Pen-Min	+/-	PPG	SHG	GWG	BK	FOW	FOL	FO%
2019-20	CU	27	7	10	17	66	.106	2 - 4	8	4	0	1	4	5	9	.357
2021-22	CU	26	14	9	23	87	.161	3 - 6	11	5	0	3	10	0	0	.000
2022-23	CU	33	11	17	28	90	.122	4 - 8	4	1	0	1	20	0	0	.000
TOTAL		86	32	36	68	243	.132	9 - 18	23	10	0	5	34	5	9	.357

BERARD AT A GLANCE

Most Goals 3, (2x), Last: at Dartmouth (11/6/21)
Most Assists 3, at RPI (1/7/23)
Most Points 4, at RPI (1/7/23)

First Goal vs. Princeton (11/23/19)
First Assist at Michigan State (11/2/19)
Last Goal vs. Denver (3/23/23)
Last Assist at Yale (2/25/23) - 4 games

Longest Point Streak 6 games (12/30/22 - 1/14/23)
Longest Goal Streak 4 games (1/6/23 - 1/20/23)
Longest Assist Streak 4 games (12/30/22 - 1/7/23)

2022-23 CORNELL BIG RED GOALTENDER CAPSULES



#30 IAN SHANE

Goaltender • So. • 6-0 • 167 lbs • Catches: Left
Manhattan Beach, California • Bismarck Bobcats (NAHL)

SEASON	TEAM	GP-GS	Minutes	GA	GAAvg	Saves	Save%	W	L	T	Sho	PPG	SHG
2021-22	CU	17 - 16	979.45	28	1.72	387	.933	7	6	3	3	10	0
2022-23	CU	32 - 30	1795.51	51	1.71	562	.917	20	9	1	5	17	0
TOTAL		49 - 46	2774.96	79	1.71	949	.923	27	15	4	8	27	0

SHANE AT A GLANCE

Most Saves 42, at Quinnipiac (2/25/22)
Assists N/A

First Game at Arizona State (1/2/22)
First Start at North Dakota (1/7/22)
First Shutout at Yale (1/15/22)

Last Shutout vs. Denver (3/23/23)
Last Assist. N/A



#33 REMINGTON KEOPPLE

Goaltender • Fr. • 6-2 • 190 lbs • Catches: Left
New Richmond, Wisconsin • Des Moines Buccaneers (USHL)

SEASON	TEAM	GP-GS	Minutes	GA	GAAvg	Saves	Save%	W	L	T	Sho	PPG	SHG
2022-23	CU	5 - 3	174.47	9	3.1	52	.852	1	1	1	0	2	1
TOTAL		5 - 3	174.47	9	3.1	52	.852	1	1	1	0	2	1

KEOPPLE AT A GLANCE

Most Saves 17, vs. Brown (11/19/22)
Assists N/A

First Game at Minnesota Duluth (10/29/22)
First Start at Minnesota Duluth (10/29/22)
First Shutout N/A

Last Shutout N/A
Last Assist. N/A



#34 RYAN MCINCHAK

Goaltender • Jr. • 6-0 • 175 lbs • Catches: Left
Trenton, Michigan • American International College (AHA)

SEASON	TEAM	GP-GS	Minutes	GA	GAAvg	Saves	Save%	W	L	T	Sho	PPG	SHG
2020-21	AIC	2 - 1	99.55	0	0	37	1.000	1	0	0	1	0	0
2021-22	AIC	1 - 0	33.07	1	1.82	13	.929	0	1	0	0	0	0
2022-23	CU	2 - 0	11.35	1	5.29	2	.667	0	0	0	0	0	0
TOTAL FOR CU		2 - 0	11.35	1	5.29	2	.667	0	0	0	0	0	0
TOTAL		5 - 1	143.97	2	0.84	52	.963	1	1	0	1	0	0

MCINCHAK AT A GLANCE

Most Saves 20, vs. Holy Cross (1/30/21)
Assists N/A

First Game vs. Holy Cross (1/29/21)
First Start vs. Holy Cross (1/30/21)
First Shutout vs. Holy Cross (1/30/21)

Last Shutout vs. Holy Cross (1/30/21) - 4 games
Last Assist. N/A

2022-23 GAME HIGHS

CORNELL HIGHS

POINTS	28	vs. Union (2/4/23)
GOALS	10	vs. Union (2/4/23)
ASSISTS	18	vs. Union (2/4/23)
SHOTS ON GOAL	47	at Brown (2/24/23)
SAVES	36	at Boston University (1/14/23)
PENALTIES	8	vs. RPI (1/7/23)
PIM	27	vs. RPI (1/7/23)

OPPONENT HIGHS

POINTS	16	at Harvard (1/28/23)
GOALS	6	at Harvard (1/28/23)
ASSISTS	10	at Harvard (1/28/23)
SHOTS ON GOAL	40	at Boston University (1/14/23)
SAVES	42	at Brown (2/24/23)
PENALTIES	8	vs. Clarkson (3/11/23)
PIM	25	at Clarkson (11/12/22)

CORNELL LOWS

POINTS	0	(3x), Last: vs. Harvard (3/17/23)
GOALS	0	(3x), Last: vs. Harvard (3/17/23)
ASSISTS	0	(3x), Last: vs. Harvard (3/17/23)
SHOTS ON GOAL	9	at Quinnipiac (11/5/22)
SAVES	9	(2x), Last: vs. Union (2/4/23)
PENALTIES	0	at Dartmouth (1/27/22)
PIM	0	at Dartmouth (1/27/22)

OPPONENT LOWS

POINTS	0	(5x), Last: vs. Denver (3/23/23)
GOALS	0	(5x), Last: vs. Denver (3/23/23)
ASSISTS	0	(6x), Last: vs. Denver (3/23/23)
SHOTS ON GOAL	10	vs. Union (2/4/23)
SAVES	9	at Quinnipiac (11/5/22)
PENALTIES	0	vs. Harvard (12/2/22)
PIM	0	vs. Harvard (12/2/22)

FIVE-YEAR SITUATIONAL STATS

	2022-23	2021-22	2019-20	2018-19	2017-18	5-YR TOTAL
Overall...	21-10-2	18-10-4	23-2-4	21-11-4	25-6-2	108-39-16
ECAC Hockey games...	15-6-1	12-6-4	18-2-2	13-5-4	17-3-2	75-22-13
Ivy League games...	8-2-0	5-3-2	9-1-1	8-3-1	9-1-1	39-10-5
Non-conference games...	6-4-1	6-4-0	5-0-2	8-6-0	8-3-0	33-17-3
At home...	12-3-1	9-4-3	11-0-2	12-6-0	15-2-0	59-15-6
On the road...	7-6-1	8-6-1	10-2-1	7-2-4	9-2-2	41-18-9
At a neutral site...	2-1-0	1-0-0	2-0-1	2-3-0	1-2-0	8-6-1
Leading after the 1st...	15-2-1	10-3-3	15-0-0	15-3-1	13-2-0	68-10-5
Trailing after the 1st...	3-4-1	2-6-1	0-1-0	2-5-2	2-2-1	9-18-5
Tied after the 1st...	3-4-0	6-1-0	8-1-4	4-3-1	10-2-1	31-11-6
Leading after the 2nd...	19-0-0	12-0-1	20-0-0	20-2-2	19-0-0	90-2-3
Trailing after the 2nd...	1-6-1	3-8-1	0-2-3	0-8-0	1-4-1	5-28-6
Tied after the 2nd...	1-4-1	3-2-2	3-0-1	1-1-2	5-2-1	13-9-7
Outshooting opponent...	18-6-2	12-8-2	17-1-3	14-9-1	15-4-1	76-28-9
Being outshot...	2-3-0	5-1-2	3-1-1	7-2-3	9-2-1	26-9-7
Shots are even...	1-1-0	1-1-0	3-0-0	0-0-0	1-0-0	6-2-0
One-goal margin...	6-6	7-7	3-1	6-6	10-3	32-23
Two-goal margin...	5-2	3-1	7-0	7-1	6-1	28-5
Three-plus-goal margin...	10-2	8-2	13-1	8-4	9-2	48-11
Scoring first...	19-3-1	12-2-3	20-0-1	20-6-2	22-4-0	93-15-7
Opponent scores first...	2-7-1	6-8-1	3-2-3	1-5-2	3-2-1	15-24-8
In October...	0-2-0	2-0-0	0-0-0	0-2-0	2-0-0	4-4-0
In November...	6-2-0	6-1-0	9-0-0	5-3-0	7-1-0	33-7-0
In December...	2-1-1	1-0-1	1-1-0	1-0-0	2-1-0	7-3-2
In January...	5-2-0	4-3-2	4-1-4	6-1-1	7-0-1	26-7-8
In February...	5-2-1	4-4-1	9-0-0	4-2-2	5-2-1	27-10-5
In March...	3-1-0	1-2-0	0-0-0	5-3-1	2-2-0	11-8-1
On a Sunday...	0-0-0	0-2-0	1-0-0	1-1-0	0-0-0	2-3-0
On a Monday...	0-0-0	0-0-0	0-0-0	0-0-0	0-0-0	0-0-0
On a Tuesday...	1-0-0	0-1-0	0-0-0	0-0-0	1-0-0	2-1-0
On a Wednesday...	0-0-0	0-0-0	0-0-0	0-0-0	0-0-0	0-0-0
On a Thursday...	2-0-0	0-0-0	0-0-0	0-0-0	0-0-0	2-0-0
On a Friday...	10-4-1	7-5-1	11-1-1	10-5-1	12-2-1	50-17-5
On a Saturday...	8-6-1	11-2-3	11-1-3	10-5-3	13-4-0	53-18-10
First of back-to-back...	11-3-0	7-6-1	12-1-1	11-5-1	11-1-2	52-16-5
Second of back-to-back...	7-5-2	9-2-3	10-1-3	9-5-3	11-3-0	46-16-11
Third in three days...	0-0-0	0-1-0	0-0-0	1-0-0	0-0-0	1-1-0
In a single game...	3-2-0	2-1-0	1-0-0	0-1-0	3-2-0	9-6-0
In overtime...	0-2-2	4-1-4	0-0-4	0-0-4	0-3-4	4-6-18
In shootouts...	1-1	0-4	0-0	0-1	0-0	1-6
vs. ECAC Hockey opp...	17-7-1	13-8-4	18-2-2	16-8-4	19-4-2	82-30-13
vs. Atlantic Hockey opp...	2-0-1	0-0-0	0-0-0	0-0-0	2-0-0	4-0-1
vs. Hockey East opp...	1-1-0	1-0-0	1-0-1	1-1-0	1-1-0	5-3-1
vs. Big Ten opp...	0-0-0	0-0-0	3-0-0	0-2-0	0-0-0	3-2-0
vs. NCHC opp...	1-2-0	2-0-0	0-0-0	0-0-0	1-1-0	4-3-0
vs. WCHA opp...	0-0-0	0-0-0	1-0-1	2-0-0	2-0-0	5-0-1
vs. Independent opp...	0-0-0	2-2-0	0-0-0	2-0-0	0-0-0	4-2-0
Ranked in USA Today poll...	3-7-0	5-1-0	4-0-1	5-3-2	2-2-1	19-13-4
Ranked in USCHO.com poll...	3-7-0	5-1-1	6-1-3	7-3-2	6-3-1	27-15-7

2022-23 CORNELL TEAM AND PLAYER COMBINED STATISTICS

Team Results

Date	Opponent		Score	Att.
10/28/2022	at Minn. Duluth	L	2-3	4158
10/29/2022	at Minn. Duluth	L	2-4	4395
* 11/04/2022	at Princeton	W	3-1	2171
* 11/05/2022	at Quinnipiac	L	0-2	3439
* 11/11/2022	at St. Lawrence	W	5-1	1395
* 11/12/2022	at Clarkson	L	1-4	2782
* 11/18/2022	Yale	W	5-2	3717
* 11/19/2022	Brown	W	5-1	3695
11/22/2022	Sacred Heart	W	2-1	2772
11/26/2022	vs UConn	W	6-0	12247
* 12/02/2022	Harvard	Lot	1-2	4267
* 12/03/2022	Dartmouth	W	1-0	4267
12/29/2022	American Int'l	W	8-4	2927
12/30/2022	American Int'l	Tot	3-3	3024
* 01/06/2023	at Union (NY)	W	6-1	2185
* 01/07/2023	at Rensselaer	W	6-4	2724
01/14/2023	at Boston U.	L	3-4	5346
* 01/20/2023	Quinnipiac	W	4-0	3794
* 01/21/2023	Princeton	W	3-2	4267
* 01/27/2023	at Dartmouth	W	3-2	2001
* 01/28/2023	at Harvard	L	2-6	3095
* 02/03/2023	Rensselaer	W	3-1	3723
* 02/04/2023	Union (NY)	W	10-1	3903
* 02/10/2023	Colgate	W	3-2	4267
* 02/11/2023	at Colgate	Tot	4-4	2271
* 02/17/2023	Clarkson	L	3-4	3102
* 02/18/2023	St. Lawrence	L	0-1	4267
* 02/24/2023	at Brown	W	5-0	1177
* 02/25/2023	at Yale	W	5-1	2837
03/10/2023	Clarkson	W	2-1	3752
03/11/2023	Clarkson	W	3-1	3935
03/17/2023	vs Harvard	Lot	0-1	3533
03/23/2023	vs Denver	W	2-0	3631

Team Statistics

	CU	OPP
SHOT STATISTICS		
Goals-Shot attempts	111-959	64-680
Shot pct.	.116	.094
Goals/Game	3.36	1.94
Shots/Game	29.06	20.61
POWER PLAYS		
Goals-Power Plays	28-109	19-107
Conversion pct.	.257	.178
Shot Attempts	148	117
Shot pct.	.189	.162
SHORT-HANDED		
Goals-Shot attempts	1-25	1-14
Shot pct.	.040	.071
GOAL BREAKDOWN		
Power Play	28	19
Short-handed	1	1
Empty net	3	3
Penalty	1	0
Unassisted	5	3
Overtime	0	2
Delayed Penalty	0	1
Game winning	21	10
First Goal	22	11
Game Tying Goal	2	0
Extra Attacker	1	2
BLOCKS		
Blocks	364	390
Blocks/Game	11.03	11.82
PENALTIES		
Number	127	128
Minutes	290	298
Penalties/Game	3.85	3.88
Pen minutes/Game	8.79	9.03
FACEOFFS (W-L)	1045-870	870-1045
Faceoff W-L pct.	.546	.454
SHOOTOUTS (Made-Att)	3-10	2-9

Game Records

Record	Overall	Home	Away	Neutral
ALL GAMES	21-10-2	12-3-1	7-6-1	2-1-0
CONFERENCE	15-6-1	8-3-0	7-3-1	0-0-0
NON-CONFERENCE	6-4-1	4-0-1	0-3-0	2-1-0

			Shots					Penalties	Goals	Blocks	Faceoffs		
#	Player	GP	G	A	PTS	SH	SH%	PEN-MIN	PP SH	BLK	FOW	FOL	FO%
16	Seger, Gabriel	29	7	22	29	41	.171	4-19	5 0	4	285	165	.633
29	Berard, Ben	33	11	17	28	90	.122	4-8	1 0	20	0	0	.000
24	Malinski, Sam	33	8	18	26	81	.099	9-29	3 1	37	0	0	.000
15	Andreev, Max	30	6	16	22	54	.111	12-24	5 0	16	264	230	.534
28	DeSantis, Nick	29	9	11	20	40	.225	6-12	3 0	4	0	0	.000
17	Bancroft, Dalton	32	8	12	20	65	.123	8-19	5 0	15	1	3	.250
22	Penney, Kyle	32	7	11	18	42	.167	2-4	1 0	13	45	59	.433
10	Mitchell, Travis	33	6	12	18	65	.092	10-20	0 0	59	0	0	.000
13	Malone, Jack	33	8	9	17	66	.121	3-6	2 0	16	104	123	.458
9	O'Leary, Jack	28	6	11	17	30	.200	4-8	0 0	19	0	1	.000
26	Psenicka, Ondrej	33	8	7	15	58	.138	5-10	1 0	9	41	41	.500
21	Tupker, Zach	33	6	5	11	68	.088	8-16	0 0	14	300	236	.560
19	Mack, Sullivan	25	6	4	10	29	.207	4-8	0 0	13	0	0	.000
11	Donaldson, Sean	22	3	7	10	34	.088	0-0	1 0	3	0	0	.000
12	Rego, Tim	32	2	7	9	27	.074	8-16	0 0	29	0	0	.000
23	Wallace, Winter	22	3	5	8	21	.143	8-16	0 0	3	0	0	.000
20	Stienburg, Matt	17	2	5	7	43	.047	9-18	1 0	17	5	11	.313
27	Suda, Michael	32	1	6	7	27	.037	4-8	0 0	16	0	1	.000
5	Dirven, Sebastian	33	1	4	5	32	.031	6-23	0 0	24	0	0	.000
18	Kovich, Kyler	15	1	2	3	10	.100	2-4	0 0	2	0	0	.000
4	Kempf, Hank	30	1	1	2	25	.040	5-10	0 0	29	0	0	.000
8	Lagerstrom, Jack	7	1	1	2	10	.100	2-4	0 0	2	0	0	.000
3	O'Brien, Jack	1	0	0	0	1	.000	0-0	0 0	0	0	0	.000
34	McInchak, Ryan	2	0	0	0	0	.000	0-0	0 0	0	0	0	.000
33	Keopple, Remington	5	0	0	0	0	.000	0-0	0 0	0	0	0	.000
30	Shane, Ian	32	0	0	0	0	.000	1-2	0 0	0	0	0	.000
TM	TEAM	33	0	0	0	0	.000	3-6	0 0	0	0	0	.000
Totals		33	111	193	304	959	.116	127-290	28 1	364	1045	870	.546
Opponents		33	64	107	171	680	.094	128-298	19 1	390	870	1045	.454

#	Player	GP	MIN	GA	GAAVG	SAVES	SAVES%	W-L-T-SHO
34	McInchak, Ryan	2	11:21	1	5.29	2	.667	0-0-0-0
33	Keopple, Remington	5	174:28	9	3.10	52	.852	1-1-1-0
30	Shane, Ian	32	1795:30	51	1.70	562	.917	20-9-1-5
TM	EMPTY NET	-	14:20	3	12.56	0	.000	0-0-0-0
Totals		33	1995:39	64	1.92	616	.906	21-10-2-5
Opponents		33	1995:39	111	3.34	848	.884	10-21-2-3

Attendance Summary

	CU	Opponents
Total	59679	39976
Dates/Avg Per Date	16 / 3730	14 / 2855
Neutral Site #/Avg	3 / 6470	

Goals by Periods

Team	1st	2nd	3rd	OT	TOTAL
CU	41	41	29	0	111
Opponents	20	21	21	2	64

Shots by Periods

Team	1st	2nd	3rd	OT	TOTAL
CU	325	338	290	6	959
Opponents	217	215	239	9	680

Saves by Periods

Team	1st	2nd	3rd	OT	TOTAL
CU	197	194	218	7	616
Opponents	284	297	261	6	848

THE LAST TIME ...

GAME NUMBERS FOR HOME, ROAD, NEUTRAL SITE, AND HOME-AND-HOME SERIES ARE BASED UPON THOSE TYPES OF GAMES

SCORING

Recorded a Hat Trick at Home (28 games)	11/13/21 at RPI (Max Andreev — 4 goals)
Recorded a Hat Trick on the Road (26 games)	12/3/21 at St. Lawrence (Matt Stilenburg)
Recorded a Hat Trick at Neutral Site (2 games)	11/26/22 vs. UConn (Dalton Bancroft)
Allowed Hat Trick at Home (368 games)	3/5/99 vs. St. Lawrence (John Poapst)
Allowed Hat Trick on the Road (78 games)	11/5/16 at Harvard (Lewis Zerter-Gossage)
Allowed Hat Trick at Neutral Site (54 games)	3/21/09 vs. Yale (Sean Backman)
Scored Two Hat Tricks in a Game (941 games)	2/26/94 vs. Yale (Jake Karam & Vincent Auger)
Defenseman Scored Hat Trick (1,285 games)	2/20/82 vs. Maine (Joe Gallant)
Hat Trick in Consecutive Games (1,036 games)	1/22/91 at Colgate; 1/26/91 at Dartmouth (Doug Derraugh)
Hat Trick in 3+ Straight Games (1,409 games)	1/21/78 vs. Yale; 1/25/78 vs. Princeton; 1/28/78 vs. Penn (Brock Tredway)
Scored 4+ Goals in a Game (59 games)	11/13/21 vs. RPI (Max Andreev -- 4 goals)
Scored 5+ Goals in a Game (1,779 games)	1/13/65 vs. Hamilton (Doug Ferguson -- 6 goals)
Two Multi-Goal Scorers in a Game (10 games)	2/4/23 vs. Union (Dalton Bancroft, Nick DeSantis, Sam Malinski)
Three Multi-Goal Scorers in a Game (10 games)	2/4/23 vs. Union (Dalton Bancroft, Nick DeSantis, Sam Malinski)

SCORING MARGINS

Shut out Opponent at Home (8 games)	1/20/23 vs. Quinnipiac (Ian Shane, 21 saves)
Shut out Opponent on the Road (1 game)	2/24/23 at Brown (Ian Shane, 14 saves)
Shut out Opponent at Neutral Site (0 games)	3/23/23 vs. Denver (Ian Shane, 26 saves)
Were Shut out at Home (2 games)	2/18/23 vs. St. Lawrence (Emil Zetterquist, 28 saves)
Were Shut out on the Road (10 games)	11/5/22 at Quinnipiac (Yaniv Perets, 9 saves)
Were Shut out at Neutral Site (1 games)	3/17/22 vs. Harvard (Mitchell Gibson, 15 saves)
Recorded Two Straight Shutouts (36 games)	2/25/22 at Quinnipiac (Ian Shane, 42 saves) 2/26/22 at Princeton (Ian Shane, 23 saves)
Recorded Three Straight Shutouts (66 games)	2/21/20 at Yale (Matthew Galajda, 17 saves) 2/22/20 at Brown (Matthew Galajda, 19 saves) 2/28/20 vs. St. Lawrence (Matthew Galajda, 26 saves)
Shut out in Two Straight Games (250 games)	12/28/14 vs. Lake Superior (Gordon Defiel, 39 saves) 12/29/14 vs. Miami (Jay Williams, 15 saves)
Shut out in Three Straight Games (1,877 games)	2/6/60 vs. Princeton (Clifford Michel, 14 saves) 2/12/60 at Dartmouth (Tom Wahman, 15 saves) 2/13/60 at Brown (Roderick McGarry, 26 saves)
Won 1-0 Game at Home (11 games)	12/3/22 vs. Dartmouth (Travis Mitchell)
Lost 1-0 Game at Home (2 games)	2/18/23 vs. St. Lawrence (Aleksi Peltonen)
Won 1-0 Game on Road (15 games)	2/25/22 at Quinnipiac (Jack Malone)
Lost 1-0 Game on Road (91 games)	1/15/16 at RPI (Chris Bradley)
Won 1-0 Game at Neutral Site (232 games)	12/30/67 vs. Toronto (Bob McGuinn)
Lost 1-0 Game at Neutral Site (1 game)	3/17/22 vs. Harvard (Alex Laferriere)
Won by 5+ Goals at Home (5 games)	2/4/23 vs. Union (W, 10-1)
Lost by 5+ Goals at Home (112 games)	3/7/15 vs. Union (L, 0-7)
Won by 5+ Goals on Road (1 game)	2/24/23 at Brown (W, 5-0)
Lost by 5+ Goals on Road (33 games)	1/31/20 at Quinnipiac (L, 0-5)
Won by 5+ Goals at Neutral Site (2 games)	11/26/22 vs. UConn (W, 6-0)
Lost by 5+ Goals at Neutral Site (15 games)	3/25/17 vs. UMass Lowell (L, 0-5)
OVERTIME GAMES	
Won Home Game in Overtime (24 games)	1/22/22 vs. Quinnipiac (Ben Berard)
Lost Home Game in Overtime (12 games)	12/2/22 vs. Harvard (Sean Farrell)
Won Road Game in Overtime (94 games)	11/14/15 at Colgate (Anthony Angello)
Lost Road Game in Overtime (88 games)	1/30/16 at St. Lawrence (Joe Sullivan)
Won Neutral Site Game in Overtime (22 games)	12/28/15 vs. Providence (Jeff Kubiak)
Lost Neutral Site Game in Overtime (1 game)	3/17/22 vs. Harvard (Alex Laferriere)

TEAM SCORING

Scored 10+ Goals at Home (5 games)	2/4/23 vs. Union (W, 10-1)
Allowed 10+ Goals at Home (533 games)	1/21/87 vs. Colgate (L, 4-10)
Scored 10+ Goals on Road (447 games)	2/18/89 at Brown (W, 10-3)
Allowed 10+ Goals on Road (121 games)	3/16/13 at Quinnipiac (L, 0-10)
Scored 10+ Goals at Neutral Site (152 games)	1/4/85 vs. McGill (T, 10-10)
Allowed 10+ Goals at Neutral Site (120 games)	12/27/95 vs. Colorado College (L, 0-11)
5-Goal Period at Home (5 games)	2/4/23 vs. Union (6 goals — 1st period)
5-Goal Period on Road (261 games)	11/15/02 at Vermont (5 goals — 1st period)
5-Goal Period at Neutral Site (150 games)	3/16/85 vs. Clarkson (5 goals — 3rd period)
Two Goals in One Minute or Less (10 games)	2/4/23 vs. Union (11 seconds)
Three Goals in Three Minutes or Less (10 games)	2/4/23 vs. Union (23 seconds)
Four Goals in Five Minutes or Less (10 games)	2/4/23 vs. Union (54 seconds)

SPECIAL TEAMS SCORING

Scored 3+ Power-Play Goals (10 games)	2/4/23 vs. Union (6 goals)
Allowed 3+ Power-Play Goals (17 games)	1/7/22 at Union (4 goals)
Scored 4+ Power-Play Goals (10 games)	2/4/23 vs. Union (6 goals)
Allowed 4+ Power-Play Goals (17 games)	1/7/22 at Union (4 goals)
Scored 5+ Power-Play Goals (10 games)	2/4/23 vs. Union (6 goals)
Allowed 5+ Power-Play Goals (537 games)	3/18/06 vs. Harvard (5 goals)
Scored a Short-Handed Goal (27 games)	11/11/22 at St. Lawrence (Sam Malinski)
Scored 2+ Short-Handed Goals (347 games)	1/13/12 at Quinnipiac (Sean Collins & Joel Lowry)
Allowed a Short-Handed Goal (25 games)	11/19/22 vs. Brown (Matt Sutton)
Allowed 2+ Short-Handed Goals (41 games)	2/11/22 at RPI (Jake Johnson & Jakob Lacka)
Scored a Short-Handed Goal in OT (258 games)	11/14/14 vs. Clarkson (Eric Freschi)
Scored SHG in Consecutive Games (510 games)	2/9/07 at Union (Mitch Carefoot) 2/10/07 at RPI (Mark McCutcheon)

EMPTY-NET GOALS

Scored Empty-Net Goal at Home (0 games)	3/11/23 vs. Clarkson (Jack Malone)
Scored Empty-Net Goal on Road (9 games)	11/11/22 at St. Lawrence (Sam Malinski)
Scored Empty-Net Goal at Neutral Site (5 games)	1/2/20 vs. Ohio State (Noah Bauld)
Allowed Empty-Net Goal at Home (25 games)	1/21/22 vs. Princeton (Ian Murphy)
Allowed Empty-Net Goal on Road (3 games)	1/28/23 at Harvard (Ryan Siedem)
Allowed Empty-Net Goal at Neutral Site (11 games)	11/24/18 vs. Harvard (Adam Fox)
Scored with an Extra Attacker (19 games)	12/30/22 vs. AIC (Ondrej Psenicka)

PENALTY SHOTS

Scored on a Penalty Shot (16 games)	1/7/23 at RPI (Zach Tupker)
Unsuccessful on a Penalty Shot (0 games)	3/23/23 vs. Denver (Nick DeSantis)
Allowed a Goal on a Penalty Shot (244 games)	1/24/15 vs. Dartmouth (Eric Neiley)
Stopped Shooter on Penalty Shot (50 games)	1/8/22 at North Dakota (Mark Senden)

GOALTENDING FEATS

Scored a Goal (284 games)	11/26/13 vs. Niagara (Mitch Gillam)
Recorded a Point (97 games)	3/22/19 vs. Brown (Matthew Galajda — assist)
Made 40+ Saves (37 games)	2/25/22 at Quinnipiac (Ian Shane - 42 saves)
Made 50+ Saves (295 games)	3/17/13 at Quinnipiac (Andy Iles - 60 saves)
Made 60+ Saves (295 games)	3/17/13 at Quinnipiac (Andy Iles - 60 saves)

TEAM ACCOMPLISHMENTS

Won a National Championship	1969-70 (defeated Clarkson — W, 6-4)
Played in the Frozen Four	2002-03 — vs. New Hampshire, L, 3-2)
Won an NCAA Tournament Game	2018-19 — vs. Northeastern — W, 5-1)
Won Whitelaw Cup (ECAC Championship)	2009-10
Won Cleary Cup (ECAC Regular-Season Champion)	2019-20
Won Ivy League Championship	2022-23

2022-23 CORNELL BIG RED GAME-BY-GAME SCORING BREAKDOWN

Date	Opponent	Score	2 Muzyka	3 O'Brien	4 Kempf	5 Dirven	7 Rayhill	8 Lagerstrom	9 O'Leary	10 Mitchell	11 Donaldson	12 Rego	13 Malone	15 Andreiev	16 Seger
10/28	at Minn. Duluth	L, 2-3	DND	DND	0-0-0	0-0-0	DND	0-0-0	1-0-1	0-0-0	0-0-0	0-0-0	0-0-0	0-0-0	0-0-0
10/29	at Minn. Duluth	L, 2-4	DND	DND	0-0-0	0-0-0	DND	0-0-0	DND	0-0-0	1-0-1	0-1-1	0-0-0	0-0-0	0-1-1
11/4	at Princeton	W, 3-1	DND	DND	0-0-0	0-0-0	DND	0-0-0	DND	1-0-1	0-0-0	1-0-1	0-0-0	0-2-2	1-0-1
11/5	at Quinnipiac	L, 0-2	DND	DND	0-0-0	0-0-0	DND	0-0-0	0-0-0	0-0-0	DND	0-0-0	0-0-0	0-0-0	0-0-0
11/11	at St. Lawrence	W, 5-1	DND	DND	0-1-1	0-1-1	DND	DND	0-0-0	0-1-1	0-0-0	0-0-0	0-0-0	2-1-3	0-2-2
11/12	at Clarkson	L, 1-4	DND	DND	0-0-0	0-0-0	DND	DND	DND	0-0-0	0-0-0	0-1-1	0-0-0	0-0-0	DND
11/18	Yale	W, 5-2	DND	DND	DND	0-0-0	DND	0-0-0	0-1-1	0-1-1	0-2-2	0-0-0	0-0-0	DND	1-0-1
11/19	Brown	W, 5-1	DND	DND	DND	0-0-0	DND	1-0-1	1-0-1	0-0-0	0-2-2	0-0-0	0-0-0	0-1-1	0-1-1
11/22	Sacred Heart	W, 2-1	DND	DND	DND	0-0-0	DND	0-1-1	0-1-1	0-0-0	0-1-1	0-0-0	0-0-0	0-0-0	DND
11/26	vs. UConn	W, 6-0	DND	DND	0-0-0	0-0-0	DND	DND	0-0-0	0-0-0	0-0-0	0-1-1	0-0-0	1-1-2	0-1-1
12/2	Harvard	L, 1-2 (OT)	DND	DND	0-0-0	0-0-0	DND	DND	DND	1-0-1	0-1-1	0-1-1	0-0-0	0-0-0	0-0-0
12/3	Dartmouth	W, 1-0	DND	DND	0-0-0	0-0-0	DND	DND	0-0-0	1-0-1	0-0-0	0-0-0	0-0-0	DND	0-1-1
12/29	AIC	W, 8-4	DND	DND	0-0-0	0-1-1	DND	DND	0-1-1	1-1-2	0-0-0	0-0-0	1-2-3	0-1-1	0-1-1
12/30	AIC	T, 3-3 (SOW)	DND	DND	0-0-0	0-0-0	DND	DND	0-0-0	0-0-0	0-1-1	0-0-0	0-0-0	0-0-0	0-1-1
1/6	at Union	W, 6-1	DND	DND	0-0-0	1-0-1	DND	DND	0-0-0	0-0-0	0-0-0	1-0-1	2-0-2	0-1-1	1-2-3
1/7	at RPI	W, 6-4	DND	DND	1-0-1	0-0-0	DND	DND	0-0-0	0-0-0	1-0-1	0-0-0	0-0-0	0-0-0	1-1-2
1/14	at Boston Univ.	L, 3-4	DND	DND	0-0-0	0-0-0	DND	DND	0-0-0	0-1-1	0-0-0	0-0-0	0-0-0	0-0-0	1-2-3
1/20	Quinnipiac	W, 4-0	DND	DND	0-0-0	0-1-1	DND	DND	1-0-1	0-0-0	0-0-0	0-0-0	0-1-1	0-1-1	0-0-0
1/21	Princeton	W, 3-2	DND	DND	0-0-0	0-0-0	DND	DND	0-0-0	0-0-0	1-0-1	0-0-0	0-0-0	0-1-1	1-0-1
1/27	at Dartmouth	W, 3-2	DND	DND	0-0-0	0-0-0	DND	DND	0-0-0	0-0-0	0-0-0	0-0-0	0-1-1	1-1-2	0-0-0
1/28	at Harvard	L, 2-6	DND	DND	0-0-0	0-0-0	DND	DND	0-1-1	0-1-1	0-0-0	0-0-0	0-1-1	0-0-0	0-0-0
2/3	RPI	W, 3-1	DND	DNP	0-0-0	0-0-0	DND	DND	0-0-0	2-0-2	DND	0-1-1	0-1-1	0-1-1	0-0-0
2/4	Union	W, 10-1	DND	0-0-0	0-0-0	0-0-0	DND	DND	0-1-1	0-3-3	DND	0-1-1	1-1-2	1-2-3	0-3-3
2/10	Colgate	W, 3-2	DND	DNP	0-0-0	0-0-0	DND	DND	0-1-1	0-0-0	DND	0-1-1	0-0-0	0-1-1	0-0-0
2/11	at Colgate	T, 4-4 (SOL)	DND	DNP	0-0-0	0-0-0	DND	DND	0-1-1	0-1-1	0-0-0	0-0-0	2-0-2	DND	0-2-2
2/17	Clarkson	L, 3-4	DND	DND	0-0-0	0-1-1	DND	DND	0-0-0	0-0-0	DNP	0-0-0	1-0-1	0-1-1	0-2-2
2/18	St. Lawrence	L, 0-1	DND	DND	0-0-0	0-0-0	DND	DND	0-0-0	0-0-0	0-0-0	0-0-0	0-0-0	0-0-0	0-0-0
2/24	at Brown	W, 5-0	DND	DND	0-0-0	0-0-0	DND	DND	1-0-1	0-1-1	0-0-0	0-0-0	0-1-1	0-0-0	DND
2/25	at Yale	W, 5-1	DND	DND	0-0-0	0-0-0	DND	DND	1-1-2	0-1-1	0-0-0	0-0-0	0-0-0	0-0-0	DND
3/10	Clarkson	W, 2-1	DND	DND	0-0-0	0-0-0	DND	DND	0-1-1	0-0-0	DND	0-0-0	0-0-0	0-0-0	1-0-1
3/11	Clarkson	W, 3-1	DND	DND	0-0-0	0-0-0	DND	DND	0-0-0	0-1-1	DND	0-0-0	1-1-2	1-0-1	0-1-1
3/17	vs. Harvard	L, 0-1 (OTL)	DND	DND	0-0-0	0-0-0	DND	DND	0-0-0	0-0-0	DND	0-0-0	0-0-0	0-0-0	0-0-0
3/23	vs. Denver	W, 2-0	DND	DND	0-0-0	0-0-0	DND	DND	1-1-2	0-0-0	DND	0-0-0	0-0-0	0-1-1	0-0-0

Date	Opponent	Score	17 Bancroft	18 Kovich	19 Mack	20 Stienburg	21 Tupker	22 Penney	23 Wallace	24 Malinski	26 Psenicka	27 Suda	28 DeSantis	29 Berard
10/28	at Minn. Duluth	L, 2-3	0-1-1	DND	DND	0-0-0	0-1-1	0-1-1	1-0-1	0-0-0	0-1-1	0-0-0	DND	0-0-0
10/29	at Minn. Duluth	L, 2-4	0-0-0	0-0-0	DND	0-1-1	0-0-0	0-0-0	DND	0-0-0	0-0-0	0-1-1	0-0-0	1-0-1
11/4	at Princeton	W, 3-1	0-0-0	DND	DND	0-0-0	0-0-0	0-1-1	0-0-0	0-0-0	0-0-0	0-0-0	0-0-0	0-1-1
11/5	at Quinnipiac	L, 0-2	DND	0-0-0	DND	0-0-0	0-0-0	0-0-0	0-0-0	0-0-0	0-0-0	0-0-0	0-0-0	0-0-0
11/11	at St. Lawrence	W, 5-1	0-0-0	1-0-1	0-0-0	0-0-0	0-0-0	DND	DND	1-1-2	0-1-1	0-0-0	1-0-1	0-2-2
11/12	at Clarkson	L, 1-4	0-0-0	0-0-0	0-0-0	0-0-0	1-0-1	0-0-0	0-1-1	0-0-0	0-0-0	0-0-0	0-0-0	0-0-0
11/18	Yale	W, 5-2	1-1-2	0-0-0	0-1-1	0-1-1	2-0-2	0-0-0	DND	0-1-1	0-1-1	0-0-0	1-0-1	0-0-0
11/19	Brown	W, 5-1	0-1-1	DND	0-1-1	1-0-1	0-1-1	1-2-3	1-0-1	0-1-1	0-0-0	0-0-0	DND	0-0-0
11/22	Sacred Heart	W, 2-1	0-1-1	0-0-0	1-0-1	0-0-0	0-0-0	1-0-1	DND	0-0-0	0-0-0	0-0-0	0-0-0	0-0-0
11/26	vs. UConn	W, 6-0	3-0-3	DND	0-2-2	1-1-2	0-1-1	0-0-0	0-0-0	0-1-1	1-0-1	0-1-1	DND	0-1-1
12/2	Harvard	L, 1-2 (OT)	0-0-0	DND	0-0-0	0-0-0	0-0-0	0-0-0	0-0-0	0-0-0	0-0-0	0-0-0	0-0-0	0-0-0
12/3	Dartmouth	W, 1-0	0-0-0	DND	0-0-0	0-1-1	0-0-0	0-0-0	0-0-0	0-0-0	0-0-0	0-0-0	0-0-0	0-0-0
12/29	AIC	W, 8-4	0-0-0	DND	2-0-2	0-0-0	0-0-0	1-1-2	DND	0-0-0	2-1-3	0-1-1	1-1-2	0-2-2
12/30	AIC	T, 3-3 (SOW)	0-1-1	0-0-0	0-0-0	DND	0-0-0	0-0-0	DND	0-1-1	1-0-1	0-0-0	2-0-2	0-2-2
1/6	at Union	W, 6-1	0-1-1	DND	0-0-0	DND	0-0-0	0-1-1	0-0-0	0-2-2	0-0-0	0-0-0	0-1-1	1-1-2
1/7	at RPI	W, 6-4	0-0-0	0-0-0	0-0-0	DND	1-0-1	0-0-0	DND	1-0-1	0-0-0	0-0-0	0-4-4	1-3-4
1/14	at Boston Univ.	L, 3-4	0-0-0	DND	0-0-0	DND	0-0-0	0-0-0	0-0-0	1-2-3	0-0-0	0-0-0	0-1-1	1-0-1
1/20	Quinnipiac	W, 4-0	1-0-1	DND	0-0-0	DND	0-0-0	0-0-0	0-0-0	0-2-2	1-0-1	0-2-2	0-1-1	1-0-1
1/21	Princeton	W, 3-2	1-1-2	DND	0-0-0	DND	0-0-0	0-0-0	0-0-0	0-3-3	0-0-0	0-0-0	0-0-0	0-0-0
1/27	at Dartmouth	W, 3-2	0-2-2	0-0-0	0-0-0	DND	0-0-0	1-0-1	DND	1-1-2	0-0-0	0-0-0	0-0-0	0-0-0
1/28	at Harvard	L, 2-6	0-0-0	0-0-0	0-0-0	DND	0-0-0	0-0-0	DND	1-0-1	1-0-1	0-0-0	0-0-0	0-0-0
2/3	RPI	W, 3-1	0-0-0	DND	0-0-0	DND	0-0-0	0-0-0	0-0-0	1-0-1	0-0-0	0-1-1	0-0-0	0-0-0
2/4	Union	W, 10-1	2-1-3	DND	0-0-0	DND	0-0-0	1-0-1	0-1-1	2-2-4	1-1-2	0-0-0	2-0-2	0-2-2
2/10	Colgate	W, 3-2	0-0-0	DND	1-0-1	DND	1-0-1	1-0-1	0-0-0	0-0-0	0-0-0	0-0-0	0-0-0	0-0-0
2/11	at Colgate	T, 4-4 (SOL)	0-0-0	DND	0-0-0	DND	0-0-0	0-1-1	0-1-1	0-0-0	0-0-0	0-0-0	1-1-2	1-1-2
2/17	Clarkson	L, 3-4	0-0-0	DND	0-0-0	DND	0-0-0	0-0-0	0-1-1	0-0-0	0-0-0	0-0-0	0-0-0	2-0-2
2/18	St. Lawrence	L, 0-1	0-0-0	DND	0-0-0	DND	0-0-0	0-0-0	0-0-0	0-0-0	0-0-0	0-0-0	0-0-0	0-0-0
2/24	at Brown	W, 5-0	0-0-0	0-1-1	2-0-2	DND	1-1-2	0-1-1	0-0-0	0-0-0	0-1-1	0-0-0	0-1-1	1-0-1
2/25	at Yale	W, 5-1	0-0-0	0-1-1	0-0-0	DND	0-0-0	1-2-3	1-0-1	0-0-0	0-1-1	0-0-0	1-1-2	1-1-2
3/10	Clarkson	W, 2-1	0-1-1	DND	0-0-0	0-0-0	0-1-1	0-0-0	0-0-0	0-1-1	0-0-0	1-0-1	0-0-0	0-0-0
3/11	Clarkson	W, 3-1	0-1-1	0-0-0	DND	0-0-0	0-0-0	0-1-1	0-1-1	0-0-0	1-0-1	0-0-0	0-0-0	0-0-0
3/17	vs. Harvard	L, 0-1 (OTL)	0-0-0	0-0-0	DND	0-0-0	0-0-0	0-0-0	0-0-0	0-0-0	0-0-0	0-0-0	0-0-0	0-0-0
3/23	vs. Denver	W, 2-0	0-0-0	0-0-0	DND	0-1-1	0-0-0	0-0-0	0-0-0	0-0-0	0-0-0	0-0-0	0-0-0	1-0-1

NOTE: SHADED DENOTES MULTI-GAME POINT STREAK

Key:
 ○ 5-on-4 killed; ● 5-on-4 goal; □ 4-on-3 killed; ■ 4-on-3 goal; ⊙ 5-on-4 major penalty killed; ● 5-on-4 major penalty goal; ■ 4-on-3 major penalty goal;
 ⊙ 5-on-3 killed; ⊙ 5-on-3 goal; ◇ 4-on-3 then 5-on-4 killed; ◆ 5-on-4 goal after 4-on-3 killed; ⊙ shorthanded goal; □ 4-on-3 major penalty killed

Cornell Special Teams Breakdown												
Last Friday vs. Harvard					Thursday vs. Denver				Season Totals			
Cornell PP	PPG	Opp.	Opp. Goals	PP Time	PPG	Opp.	Opp. Goals	PP Time	PPG/Opp.	Opp. Goals	Time	PP%
5-on-4	0	1	0	2:00	0	3	0	9:00	27/103	1	165:05	26.2%
5-on-3	—	—	—	—	—	—	—	—	0/4	0	2:06	0.0%
4-on-3	—	—	—	—	—	—	—	—	1/4	0	4:06	25.0%
Cornell PK	PPG	Opp.	CU Goals	PK Time	PPG	Opp.	CU Goals	PK Time	PPG/Opp.	CU Goals	Time	PK%
5-on-4	0	1	0	2:00	0	2	0	7:00	17/105	1	175:56	83.8%
5-on-3	—	—	—	—	—	—	—	—	2/6	0	5:29	66.7%
4-on-3	—	—	—	—	—	—	—	—	0/1	0	0:42	100.0%
Even Strength	CU Goals	Chances	Opp. Goals	Time	CU Goals	Chances	Opp. Goals	Time	CU Goals	Chances	Opp Goals	Time
4-on-4	—	—	—	—	—	—	—	—	0	26	1	34:22
3-on-3	—	—	—	—	—	—	—	—	0	0	0	0:00
Cornell Pulled Goalie	CU Goals	Chances	Opp. Goals	Time	CU Goals	Chances	Opp. Goals	Time	CU Goals	Chances	Opp Goals	Time
6-on-5	—	—	—	—	—	—	—	—	1	11	3	9:29
6-on-4	—	—	—	—	—	—	—	—	0	2	0	1:31
6-on-3	—	—	—	—	—	—	—	—	0	1	0	0:15
Opp. Pulled Goalie	CU Goals	Chances	Opp. Goals	Time	CU Goals	Chances	Opp. Goals	Time	CU Goals	Chances	Opp Goals	Time
6-on-5	—	—	—	—	0	1	0	—	2	10	1	13:23
6-on-4	—	—	—	—	—	—	—	—	1	2	0	2:09
6-on-3	—	—	—	—	—	—	—	—	0	0	0	0:00

2022-23 CORNELL MEN'S HOCKEY 23