



2023 BASEBALL GAME NOTES

CORNELLBIGRED.COM ▶ @CORNELLBASEBALL ▶ @CORNELLSPORTS ▶ @IVYLEAGUE ▶ #YELLCORNELL

GAMES 13-15 • AT YALE • GEORGE H.W. BUSH '48 FIELD • WEST HAVEN, CONN.

CORNELL BIG RED

0-12 OVERALL
0-0 IVY LEAGUE

DAN PEPICELLI

HEAD COACH, 19TH SEASON

75-132-1 (.363)

AT CORNELL, 8TH SEASON



YALE BULLDOGS

4-10 OVERALL
0-0 IVY LEAGUE

BRIAN HAMM

HEAD COACH, 14TH SEASON

4-10 (.286)

AT YALE, 1ST SEASON



PROBABLE PITCHING MATCHUPS

GAME 1
FRIDAY • 2 P.M.



RHP **Ethan Hamill** (0-3, 8.47)

TBA

GAME 2
SUNDAY (DH) • 11:30 P.M.



LHP **Noah Keller** (0-2, 10.54)

TBA

GAME 3
SUNDAY (DH) • APPROX 2:30 P.M.



RHP **Von Baker** (0-2, 7.47)

TBA

FIRST PITCH

▶ The Cornell baseball team opens Ivy League play this weekend with a three-game series against Yale at George H.W. Bush '48 Field in West Haven, Conn.

LAST WEEKEND REWIND

▶ In its final trip to the Commonwealth of Virginia for the 2023 season, Cornell was swept by George Mason as the Patriots posted 10-5, 4-3, and 15-4 victories at Spuhler Field in Fairfax, Va.

▶ Sophomore **JOHN QUINLAN** recorded his first career three-hit game in last Sunday's setback to George Mason, going 3-for-5 with three runs scored. Senior infielder **JOE HOLLERBACH** and senior outfielder **WILS GUY** both recorded their first home runs of the season in last Saturday's doubleheader.

IVY LEAGUE OPENERS

▶ Cornell is seeking its first Ivy League series win since sweeping Harvard in a doubleheader, 5-1 and 6-4, on April 2, 2016, at Hoy Field in Ithaca, N.Y.

▶ This is the first time Cornell and Yale are opening Ancient Eight play since March 29, 2015 when the Big Red posted 10-1 and 7-5 victories in a twinbill at Hoy Field.

TOUGH TO TOUCH

▶ Over seven relief outings so far this season, senior left-handed pitcher **SPENCER EDWARDS** has been tough to touch so far this season.

▶ Edwards enters this weekend with opponents batting just .196 off of him (11 hits in 56 at-bats), which ranks second in the Ivy League, through games completed through Tuesday.

▶ After allowing five hits in his first appearance of the season on Feb. 25 at James Madison, Edwards has conceded six hits over his last 12.2 innings pitched.

WAUGH(TCH) LIST

▶ Junior catcher **NATHAN WAUGH** was one of 65 players named to the watch list for the 2023 Buster Posey National Collegiate Catcher of the Year Award, it was announced by the Wichita Sports Commission last Friday (March 3).

▶ Waugh, the lone Ivy League catcher named to the list, is coming off a sophomore campaign in which he batted .310 with five doubles, two triples, five home runs, and 18 RBI. He also registered an OPS of .973 in his first true collegiate season after the 2021 season was canceled due to the COVID-19 pandemic.

▶ The watch list will be narrowed down to semifinalists that will be announced May 22. The national voting committee will vote on three finalists that will be announced June 6. Following a final vote among the national committee members, the 2023 Buster Posey Award winner will be announced June 29.

2023 SCHEDULE

DATE OPPONENT TV TIME/RESULT

FEBRUARY (0-3)

2/24	AT JAMES MADISON		L, 5-11
2/25	AT JAMES MADISON		L, 2-9
2/26	AT JAMES MADISON		L, 5-7

MARCH (0-9)

3/3	VS. BALL STATE		L, 2-5
3/4	VS. PURDUE FORT WAYNE		L, 3-6
3/5	AT #5 WAKE FOREST	ACCN	L, 3-10
3/10	AT VCU	ESPN+	L, 9-14
3/11	AT VCU	ESPN+	L, 5-10
3/12	AT VCU	ESPN+	L, 3-9
3/18	AT GEORGE MASON (DH)	ESPN+	L, 5-10
3/18	AT GEORGE MASON (DH)	ESPN+	L, 3-4
3/19	AT GEORGE MASON	ESPN+	L, 4-15
3/24	AT YALE* (DH)	ESPN+	2 P.M.
3/26	AT YALE* (DH)	ESPN+	11:30 A.M.
3/26	AT YALE*	ESPN+	2:30 P.M.

APRIL

4/1	AT COLUMBIA* (DH)	ESPN+	11:30 A.M.
4/1	AT COLUMBIA* (DH)	ESPN+	2:30 P.M.
4/2	AT COLUMBIA*	ESPN+	12 P.M.
4/4	ITHACA	ESPN+	3:30 P.M.
4/8	BROWN* (DH)	ESPN+	11:30 A.M.
4/8	BROWN* (DH)	ESPN+	2:30 P.M.
4/9	BROWN*	ESPN+	12 P.M.
4/11	AT BINGHAMTON		6:30 P.M.
4/15	AT HARVARD* (DH)	ESPN+	11:30 A.M.
4/15	AT HARVARD* (DH)	ESPN+	2:30 P.M.
4/16	AT HARVARD*	ESPN+	12 P.M.
4/18	BINGHAMTON	ESPN+	3:30 P.M.
4/22	PRINCETON* (DH)	ESPN+	11:30 A.M.
4/22	PRINCETON* (DH)	ESPN+	2:30 P.M.
4/23	PRINCETON*	ESPN+	12 P.M.
4/29	PENN* (DH)	ESPN+	11:30 A.M.
4/29	PENN* (DH)	ESPN+	2:30 P.M.
4/30	PENN*	ESPN+	12 P.M.

MAY

5/2	AT BINGHAMTON		6:30 P.M.
5/6	AT DARTMOUTH* (DH)	ESPN+	11:30 A.M.
5/6	AT DARTMOUTH* (DH)	ESPN+	2:30 P.M.
5/7	AT DARTMOUTH*	ESPN+	12 P.M.

2023 IVY LEAGUE CHAMPIONSHIP SERIES

5/19 - 5/21	TBD	ESPN+	TBA
-------------	-----	-------	-----

* - Denotes Ivy League contest

Bold Red CAPS denotes home game

All game times Eastern, subject to change

IVY LEAGUE LEADERS

BATTING AVERAGE AGAINST LEADERS

Among Ivy League Pitchers (through 3/21/23)

PLAYER	H	AB	AVG
P Owen Coady	13	79	.165
▶ P Spencer Edwards	11	56	.196
P Ryan Dromboski	14	69	.203
P Cole Zaffiro	15	74	.203
C Andy Leon	15	69	.217



MEDIA CONTACT

MARSHALL HAIM

Assistant Director of Athletic Communications

✉ mh2348@cornell.edu

☎ (716) 465-4945 (mobile)

POSITIONAL ROSTER

PITCHERS (13)

#	NAME	POS	HT	WT	YR	B/T	HOMETOWN	HIGH SCHOOL
5	Chris Ellison	RHP	6-0	190	So.	R/R	Howell, N.J.	Howell HS
9	Story Kimura	RHP	6-0	175	Jr.	R/R	Dallas, Texas	The Lawrenceville School (N.J.)
16	Will Long	RHP	6-0	170	So.	R/R	Great Falls, Va.	Langley HS
17	William Stephens	RHP	6-2	205	Jr.	R/R	Stone Mountain, Ga.	Marist HS
19	Noah Keller	LHP	6-1	210	Fr.	L/L	Goodrich, Mich.	Goodrich HS
20	Ethan Hamill	RHP	6-3	200	Fr.	R/R	Chester, Va.	Thomas Dale HS
26	Tom Clancy	RHP	6-1	190	So.	R/R	Westfield, N.J.	Newark Academy
28	Spencer Edwards	LHP	6-3	190	Sr.	L/L	Rancho Santa Margarita, Calif.	Santa Margarita Catholic
31	John Gerfen	LHP	6-0	195	Fr.	R/L	Brewster, N.Y.	Brewster HS
32	Carson Mayfield	RHP	6-5	200	Fr.	R/R	Annandale, Va.	Bishop O'Connell HS
34	Von Baker	RHP	6-7	235	Jr.	R/R	St. Johnsville, N.Y.	Oppenheim-Ephratah-St. Johnsville HS
42	Josh Shea	RHP	5-11	175	Fr.	R/R	Cortlandt Manor, N.Y.	Hendrick Hudson HS
45	August Biben	RHP	6-0	230	Sr.	R/R	New York, N.Y.	Riverdale County School

CATCHERS (3)

#	NAME	POS	HT	WT	YR	B/T	HOMETOWN	HIGH SCHOOL
1	John Quinlan	C/OF	5-9	180	So.	S/R	Menlo Park, Calif.	Menlo-Atherton HS
23	Braden Mack	C/RHP	6-2	210	Jr.	R/R	Woodbridge, Va.	Potomac HS
40	Nathan Waugh	C	6-5	230	Jr.	R/R	Placentia, Calif.	Yorba Linda HS

INFIELDERS (10)

#	NAME	POS	HT	WT	YR	B/T	HOMETOWN	HIGH SCHOOL
2	Matt Barnhorst	INF/OF	6-0	195	Jr.	R/R	Ponte Vedra Beach, Fla.	Ponte Vedra HS
3	Ryan Ross	INF	6-0	195	Sr.	R/R	Elmhurst, Ill.	York Community HS
7	Max Jensen	INF	6-2	190	So.	L/R	Burke, Va.	Lake Braddock Secondary
8	Franco Alonso	INF	6-2	195	Sr.	R/R	Pasadena, Calif.	Polytechnic School
12	Ryan Porter	INF	6-0	185	So.	R/R	Houston, Texas	Paetow HS
13	Shane Russell	1B	6-2	220	Sr.	R/R	Matthews, N.C.	Charlotte Christian School
18	TJ Swidorski	INF	6-0	185	Fr.	R/R	Woodbury, Minn.	East Ridge HS
25	Beck Urofsky	INF/RHP	6-4	225	Fr.	R/R	Silver Spring, Md.	Bethesda-Chevy Chase HS
30	Joe Hollerbach	INF	6-3	215	Sr.	R/R	Orinda, Calif.	Miramonte HS
37	William Jaun	1B/LHP	6-3	225	So.	L/L	Loveland, Ohio	St. Xavier HS

OUTFIELDERS (7)

#	NAME	POS	HT	WT	YR	B/T	HOMETOWN	HIGH SCHOOL
4	Caden Wildman	OF	6-3	215	Fr.	R/R	Woodbury, Minn.	East Ridge HS
6	Kyle Musser	OF	5-10	182	So.	R/R	Lititz, Pa.	Manheim Township HS
11	Wils Guy	OF	5-10	165	Sr.	R/R	San Luis Obispo, Calif.	San Luis Obispo HS
15	Sam Kaplan	OF	6-1	210	Sr.	R/R	Las Vegas, Nev.	The Meadows School
21	Elijah Diaz	OF	5-8	181	Sr.	L/L	Bronx, N.Y.	All Hallows HS
22	Jakobi Davis	OF	6-4	210	So.	L/L	Sarasota, Fla.	Sarasota Riverview HS
36	Matthew Walters	OF/RHP	5-11	195	Fr.	R/R	Granbury, Texas	Granbury HS

CORNELL COACHING AND SUPPORT STAFF

Ted Thoren Head Coach of Cornell Baseball: Dan Pepicelli (SUNY Cortland '94), 8th season
 Associate Head Coach: Tom Ford (Ithaca '79), 33rd season with program; 15th in role
 Assistant Coach (Third Base Coach): John Toppa (UConn '19), 2nd season with program; 1st in role
 Volunteer Assistant Coach (First Base Coach): Justin Devoid (Colby-Sawyer '17), 1st season with program
 Athletic Trainer: Grace DeStefano, 1st season with team

NUMERICAL ROSTER

#	NAME	POS	YR
1	John Quinlan	C/OF	So.
2	Matt Barnhorst	INF/OF	Jr.
3	Ryan Ross	INF	Sr.
4	Caden Wildman	OF	Fr.
5	Chris Ellison	RHP	So.
6	Kyle Musser	OF	So.
7	Max Jensen	INF	So.
8	Franco Alonso	INF	Sr.
9	Story Kimura	RHP	Jr.
11	Wils Guy	OF	Sr.
12	Ryan Porter	INF	So.
13	Shane Russell	1B	Sr.
14	Dan Pepicelli	HC	8th
15	Sam Kaplan	OF	Sr.
16	Will Long	RHP	So.
17	William Stephens	RHP	Jr.
18	TJ Swidorski	INF	Fr.
19	Noah Keller	LHP	Fr.
20	Ethan Hamill	RHP	Fr.
21	Elijah Diaz	OF	Sr.
22	Jakobi Davis	OF	So.
23	Braden Mack	C/RHP	Jr.
24	Tom Ford	AHC	33rd
25	Beck Urofsky	INF/RHP	Fr.
26	Tom Clancy	RHP	So.
27	John Toppa	AC	2nd
28	Spencer Edwards	LHP	Sr.
30	Joe Hollerbach	INF	Sr.
31	John Gerfen	LHP	Fr.
32	Carson Mayfield	RHP	Fr.
34	Von Baker	RHP	Jr.
36	Matthew Walters	OF/RHP	Fr.
37	William Jaun	1B/LHP	So.
40	Nathan Waugh	C	Jr.
42	Josh Shea	RHP	Fr.
44	Justin Devoid	VAC	1st
45	August Biben	RHP	Sr.

PRONUNCIATION GUIDE

#	NAME	PRONUNCIATION
6	Kyle Musser	MUSS-er
9	Story Kimura	kih-MURR-uh
15	Sam Kaplan	CAP-lynn
18	TJ Swidorski	swi-DOOR-skee
22	Jakobi Davis	juh-CO-bee
25	Beck Urofsky	YUHR-off-skee
30	Joe Hollerbach	HAHL-err-back
31	John Gerfen	guhr-fin
37	William Jaun	jon
40	Nathan Waugh	WAH
45	August Biben	BYE-bin
HC	Dan Pepicelli	pep-i-SELL-ee
AC	John Toppa	TOE-puh
VAC	Justin Devoid	dih-VOID

FRIDAY'S PROBABLE STARTING PITCHER



ETHAN HAMILL RHP #20

2023 STATS: 0-3, 8.47 ERA, 17.0 IP, 9 BB, 10 SO

Height / Weight: 6-3 / 200 lbs.
Hometown: Chester, Va.
High School: Thomas Dale HS

Bats/Throws: R/R
Year: Freshman

NEWS & NOTES ON HAMILL

- Recorded Cornell's first quality start last Saturday in the nightcap of a doubleheader with George Mason ... allowed seven hits over six innings of work, surrendering two runs (one earned) while striking out three and walking one
- Earned four letters in baseball at Thomas Dale HS ... named an All-Region and All-Metro selection in 2022 ... two-time district champion in 2021 and 2022.
- Awarded 2022 US Army Reserve National Scholar-Athlete Award.
- Nominated for 2022 Richmond Sports Backers Male Scholar-Athlete of the Year.

2023 GAME LOG (4 G/4 GS/1 QS)

BIG RED RECORD IN STARTS: 0-4

Date	W-L	SCORE	IP	H	R	ER	HR	BB	SO	P/K	LEFT
2/25	L	2-9	3.0	3	4	4	1	5	0	75/38	2-4
3/4	L	3-6	4.0	6	3	3	2	2	3	67/42	0-3
3/11	L	5-10	4.0	11	8	8	1	1	4	73/38	5-8
3/18 (2)	ND	3-4	6.0	7	2	1	0	1	3	83/55	2-2
TOTALS	0-3	8.47	17.0	27	17	16	4	9	10	298/173	58.1%

CAREER STATS

	W	L	ERA	G	GS	CG	IP	H	R	ER	HR	BB	SO	WHIP
2023	0	3	8.47	4	4	0	17.0	27	17	16	4	9	10	2.12
TOTALS	0	3	8.47	4	4	0	17.0	27	17	16	4	9	10	2.12

SUNDAY'S GAME ONE PROBABLE STARTING PITCHER



NOAH KELLER LHP #19

2023 STATS: 0-2, 10.54 ERA, 13.2 IP, 15 BB, 14 SO

Height / Weight: 6-1 / 210 lbs.
Hometown: Goodrich, Mich.
High School: Goodrich HS

Bats/Throws: L/L
Year: Freshman

NEWS & NOTES ON KELLER

- Did not factor in the decision in last Sunday's loss to George Mason ... pitched 3.2 innings while allowing three runs on four hits
- Started season-opening game against James Madison on Feb. 24, becoming the first Cornell freshman to pitch team's first game since RHP **COREY PAPPEL** (Feb. 29, 2008 vs. Siena) ... was first LHP to start the Big Red's season-opener contest since LHP **ZACH MCCULLEY** (March 1, 2014 vs. Navy)
- Four-year letterwinner in baseball at Goodrich HS ... three-time All-Conference selection (2019, 2021, 2022) ... two-time All-State selection (2021, 2022).
- Named to 2022 All-State Dream Team.

2023 GAME LOG (5 G/4 GS/0 QS)

BIG RED RECORD IN STARTS: 0-4

Date	W-L	SCORE	IP	H	R	ER	HR	BB	SO	P/K	LEFT
2/24	L	5-11	3.0	4	6	6	1	5	1	67/36	5-2
3/3	ND	2-5	4.2	3	2	1	0	4	5	85/47	2-2
3/10	L	9-14	2.0	4	6	6	1	4	5	62/32	5-6
3/12*	ND	3-9	0.1	0	0	0	0	1	0	9/3	5-6
3/19	ND	4-15	3.2	4	3	3	0	1	3	65/34	3-3
TOTALS	0-2	10.54	13.2	15	17	16	2	15	14	288/152	52.8%

* - denotes relief appearance

CAREER STATS

	W	L	ERA	G	GS	CG	IP	H	R	ER	HR	BB	SO	WHIP
2023	0	2	10.54	5	4	0	13.2	15	17	16	2	15	14	2.20
TOTALS	0	2	10.54	5	4	0	13.2	15	17	16	2	15	14	2.20

SUNDAY'S GAME TWO PROBABLE STARTING PITCHER



VON BAKER RHP #34

2023 STATS: 0-1, 4.61 ERA, 13.2 IP, 10 BB, 13 SO

Height / Weight: 6-7 / 235 lbs.
Hometown: St. Johnsville, N.Y.
High School: Oppenheim-Ephratah-St. Johnsville HS

Bats/Throws: R/R
Year: Junior

NEWS & NOTES ON BAKER

- Saddled with loss after not being able to record an out in the third inning last Saturday in opening game of doubleheader against George Mason ... allowed six runs on six hits, while walking two and striking out one.
- Six strikeouts in season debut at James Madison matched his career high when he pitched a career-high 6.1 innings on March 25, 2022 vs. Harvard.
- Baker made 12 appearances (four starts) in first collegiate season last year after his freshman season in 2021 was canceled due to COVID-19 pandemic.

2023 GAME LOG (2 G/2 GS/0 QS)

BIG RED RECORD IN STARTS: 0-2

Date	W-L	SCORE	IP	H	R	ER	HR	BB	SO	P/K	LEFT
2/26	ND	5-7	5.2	4	1	1	0	3	6	92/53	5-1
3/5	L	3-10	4.0	5	6	5	0	5	3	84/41	1-6
3/12	ND	3-9	4.0	3	3	1	0	2	4	85/43	2-3
3/18 (1)	L	5-10	2.0	6	6	6	1	2	1	61/35	0-6
TOTALS	0-2	7.47	15.2	18	16	13	1	12	14	322/172	53.4%

CAREER STATS

	W	L	ERA	G	GS	CG	IP	H	R	ER	HR	BB	SO	WHIP
2021	— NO SEASON (COVID-19 PANDEMIC) —													
2022	0	3	15.04	12	4	0	23.1	30	46	39	3	38	23	2.91
2023	0	2	7.47	4	4	0	15.2	18	16	13	1	12	14	1.91
TOTALS	0	5	12.00	16	8	0	39.0	48	62	52	4	50	37	2.51

CORNELL QUICK FACTS

GENERAL INFORMATION

Location	Ithaca, N.Y.
Enrollment (2021 Undergraduate)	15,503
Founded	1865
Nickname	Big Red
School Colors	Cornelian Red (Pantone 187) and White
Conference	The Ivy League
President	Martha E. Pollack
Meakam*Smith Director of Athletics	Dr. Nicki Moore
Athletics Website	CornellBigRed.com

HISTORY

Seasons of Baseball	152nd
First Season	1869
All-Time Record (Win %)	1740-1971-35 (.469)
Ivy League Regular-Season Titles (last)	6 (2012)
Ivy League Championship Titles (last)	1 (2012)
NCAA Tournament Appearances (last)	2 (2012)
NCAA Tournament Record (Win %)	2-4 (.333)
Most Consecutive NCAA Appearances	Never
College World Series Appearances (last)	Never
National Championships	None

HOY FIELD

Year Opened (Seasons)	1922 (101st)
Capacity	500
All-Time Record (Win %)	654-532-9 (.551)
Under Dan Pepicelli (Win %)	25-36-1 (.411)

BOOTH FIELD

Year Opened (Seasons)	2023 (1st)
Capacity	500
All-Time Record (Win %)	0-0 (.000)
Under Dan Pepicelli (Win %)	0-0 (.000)

COACHING STAFF

Head Coach	Dan Pepicelli (Cortland '90)
Record at Cornell	75-132-1 (.363)
Overall Record	296-309-3 (.489)
Associate Head Coach	Tom Ford (Ithaca '79)
Assistant Coach	John Toppa (UConn '19)
Volunteer Assistant	Justin Devold (Colby-Sawyer '17)

2022 IN REVIEW

Overall Record	11-25
Ivy League Record (Finish)	5-16 (7th)
Home Record	4-9
Road Record	7-15
Neutral Record	0-1
Ivy League Championship Series	Did not qualify
NCAA Tournament	Not selected

2023 TEAM INFORMATION

Returns / Lost	24 / 11
Newcomers	9
Fr / So / Jr / Sr	9 / 9 / 6 / 9



COMMUNICATIONS

Jeremy Hartigan	
Associate Director of Athletics for Communications	
Marshall Haim	
Assistant Director of Athletic Communications (BB)	
Phone	716.465.4945
Email	mh2348@cornell.edu
Matthew Jensen	
Assistant Director of Athletic Communications	
Aaron Kelly	
Communications Coordinator	

Mailing Address	Cornell University Athletics Teagle Hall, 512 Campus Road, Ithaca, N.Y., 14853
Twitter / Instagram	@CornellSports
Facebook	/CornellSports

#YELLCORNELL

SCOUTING REPORT

	as of 3/22/23	
.201	BATTING AVG.	>> .265
4.08	RUNS	>> 4.57
1.25	DOUBLES	>> 1.29
0.08	TRIPLES	>> 0.29
0.67	HOME RUNS	>> 0.57
3.83	RBI	>> 3.93
.309	ON-BASE PCT.	>> .365
.308	SLUGGING PCT.	>> .373
16/24 (.667)	STOLEN BASES	>> 29/38 (.763)
8.66	ERA	>> 7.69
6.42	STRIKEOUTS	>> 6.86
.311	OPPONENT AVG.	>> .313
2.02	WHIP	>> 1.75
.952	FIELDING PCT.	>> .985

ABOUT YALE

- ▶ Yale enters the first weekend of Ivy League play with a 4-10 overall record and on a seven-game losing streak.
- ▶ The Bulldogs fell to in-state rival Quinnipiac, 1-0, thanks to an RBI groundout in the second-inning by the Bobcats.
- ▶ Jimmy Chatfield paces Yale's offense with a .375 batting average, 18 hits, two triples, two home runs, and 13 RBI. Jeff Pierantoni is the only other Yale starter with an average above .300.
- ▶ On the rubber, Reid Easterly's 4.35 ERA over 20.2 innings of work leads the team. Easterly and Mark Capell have combined for the pair of saves for Yale this season.
- ▶ Despite posting 96 strikeouts in its 14 games this season, Yale has been allowing a lot of hits as opponents are batting .313 off the Bulldogs.

137 YEARS | 257 MILES | 186 MEETINGS

▶ Cornell and Yale have met 186 times prior to this weekend's three-game series. The Bulldogs own a 110-76 advantage over the Big Red.

▶ The Big Red took two of three games last year against Yale at Hoy Field, marking the first time Cornell won a series over its Ivy League rival since posting a doubleheader sweep on March 29, 2015.

▶ **MATT BARNHORST** hit a walk-off sacrifice fly in the opening game of Cornell's doubleheader sweep of Yale last season. In the nightcap, Cornell responded to Yale's six-run seventh inning with an eight-run seventh, punctuated by a three-run home run by Nathan Waugh to give the Big Red a 12-9 win to take both games of the twin bill.

▶ No Cornell team has won a series at George H.W. Bush '48 Field, formerly known as Yale Field, since sweeping a doubleheader on April 8, 2012.

MAYFIELD SHINING EARLY

▶ Freshman right-handed pitcher **CARSON MAYFIELD** been a bright spot for the Cornell bullpen so far this season through his five relief outings.

▶ Even though his ERA is north of 6.00, Mayfield struck out a season-high five batters in 5.1 innings of work in the opening game of last Saturday's doubleheader against George Mason.

▶ Mayfield is currently sporting a 7.00 strikeout-to-walk ratio and a 1.17 walks-per-9-inning ratio, with both ranking second in the Ivy League behind Dartmouth's Jack Metzger.

▶ The 7.00 strikeout-to-walk ratio is the fourth-best by a first-year player this season, while his walks-per-9-inning figure is the fifth best by a freshman.

▶ Mayfield is tied with senior left-hander **SPENCER EDWARDS**, junior right-hander **VON BAKER**, and fellow freshman **NOAH KELLER** for the team lead in strikeouts this season (14). **ETHAN HAMILL**, another first-year pitcher, also has 10-plus strikeouts (10) early on.



All-Time vs. Yale	76-110
in Ithaca, N.Y.	42-51
in West Haven, Conn.	34-56







LAST 5 GAMES VS. YALE

DATE	H/A	W/L	SCORE
3/30/19 (2)	A	L	0-2
4/1/19	A	L	2-7
4/2/22 (1)	H	W	2-1
4/2/22 (2)	H	W	12-9
4/3/22	H	L	5-18

NCAA LEADERS






STRIKEOUT-TO-WALK RATIO LEADERS

Among Eligible Freshman Pitchers (through 3/21/23)

PLAYER	SO	BB	K/BB
 Zac Cowan	26	1	26.00
 Aiven Cabral	18	1	18.00
 Tyler Bremner	30	3	10.00
▶  Carson Mayfield	14	2	7.00
 Kole Klecker	20	3	6.67
 Blake Smith	18	3	5.67

WALKS-PER-9-INNING LEADERS

Among Eligible Freshman Pitchers (through 3/21/23)

PLAYER	IP	BB	BB/9
 Zac Cowan	21.1	1	0.42
 Aiven Cabral	17.0	1	0.53
 Seth Garner	25.2	3	1.05
 Kole Klecker	24.1	3	1.11
▶  Carson Mayfield	15.1	2	1.17

2023 IVY LEAGUE STANDINGS

SCHOOL	IVY LEAGUE			OVERALL		HOME	AWAY	NEUTRAL	STREAK	RPI
	W-L	PCT	GB	W-L	PCT					
Brown	0-0	.000	—	2-12	.143	1-3	0-7	1-2	L1	268
Columbia	0-0	.000	—	7-9	.400	1-0	6-9	0-0	W1	29
Cornell	0-0	.000	—	0-12	.000	0-0	0-10	0-2	L12	295
Dartmouth	0-0	.000	—	1-13	.071	0-0	1-9	0-4	L6	246
Harvard	0-0	.000	—	2-14	.125	0-0	1-11	1-3	L1	287
Penn	0-0	.000	—	9-7	.562	3-1	6-6	0-0	W3	92
Princeton	0-0	.000	—	6-11	.353	0-0	4-11	2-0	L1	82
Yale	0-0	.000	—	4-10	.286	0-1	4-9	0-0	L7	172

Tuesday, March 21

Jacksonville 8, Dartmouth 3

Wednesday, March 22

Bryant 5, Brown 1

Columbia 11, Manhattan 4

Jacksonville 15, Dartmouth 4 (7 inn.)

Penn 7, Lehigh 4

Quinnipiac 1, Yale 0

THIS WEEK'S SCORES / UPCOMING SCHEDULE

Friday, March 24

Cornell at Yale, 2:00

Brown at Columbia, 2:00

Dartmouth at Princeton, 2:30

Saturday, March 25

Harvard at Penn, 11:30 a.m. (DH)

Brown at Columbia, 11:30 a.m. (DH)

Dartmouth at Princeton, 1:00

Sunday, March 26

Cornell at Yale, 11:30 a.m. (DH)

Harvard at Penn, 12:00

Dartmouth at Princeton, 2:30

WHEN IT RUNS, IT POURS

- ▶ When Cornell strikes in the scoring column, it tends to come in bunches. Of the Big Red's 49 runs scored this season, 38 have come in multi-run innings (77.6 percent of its run production).
- ▶ Cornell has had seven two-run innings so far this season, while also recording a trio of three-run innings, a pair of four-run frames, and also a five-run stanza.
- ▶ Of the Big Red's 49 runs scored to open the 2023 campaign, 22 have come over the first three innings, comprising 44.9 percent of its scoring output this year.
- ▶ The Big Red has scored the game's first run in seven of its 12 contests, and has scored in the first inning in six of the those games.

NEED FOR SPEED

- ▶ Cornell has been shown a tendency for stealing recently, as the Big Red has recorded at least two steals in five of its last six games. No Big Red team has recorded multiple steals in four straight games since at least 2014.
- ▶ Junior infielder **MATT BARNHORST** has a team-leading four steals this season, which is tied for the fifth-most by an Ivy League player this season.

FACING TOURNAMENT TEAMS

- ▶ Cornell has faced two teams who reached the NCAA Division I Baseball Championship last season, and is set to play two more programs that meet the criteria later this year.
- ▶ The first team Cornell played was Wake Forest, who went 1-2 in the College Park Regional, and then later played VCU, who made lost twice in the championship of the Chapel Hill Regional to the host North Carolina.
- ▶ Cornell's other two opponents that appeared in last year's NCAA Tournament include last year's Ivy League champion, Columbia (April 1-2), and the America East champ Binghamton.

IVY LEAGUE PRESEASON POLL

- ▶ Cornell was picked to finish eighth in the eight-team preseason poll, the Ivy League office announced last Friday, Feb. 17.
- ▶ Coming off its impressive 2022 campaign, Columbia finished with an Ivy League-leading 124 points after receiving 12 of the 16 first-place votes. Penn had three first-place votes and finished with a 113-point total, while Dartmouth had the other first-place vote, finishing in third with 91 points.
- ▶ Harvard (75), Yale (68), Brown (45), Princeton (31), and Cornell (29) rounded out the poll.



AROUND THE IVY LEAGUE

PLAYERS OF THE WEEK

	Award	PLAYER
	Player	
Feb. 27	Pitcher	Scott Bandura
	Pitcher	Chris Clark
	Rookie	William Lybrook
March 6	Player	Seth Dardar
	Pitcher	Owen Coady
	Rookie	Carter Rasmussen
March 13	Player	Griffin Palfrey
	Pitcher	Andy Leon
	Rookie	Davis Baker
March 20	Player	Seth Werchan
	Pitcher	Tom Chmielewski
	Rookie	Davis Baker

2023 IVY LEAGUE PRESEASON POLL

SCHOOL (FIRST-PLACE VOTES)		PTS
1. Columbia (12)		124
2. Penn (3)		113
3. Dartmouth (1)		91
4. Harvard		75
5. Yale		68
6. Brown		45
7. Princeton		31
8. Cornell		29

STAT BREAKDOWN

RUN-SCORING BREAKDOWN

This Season

NUMBER OF RUNS	RUNS	PCT
One Run	11	22.4%
▶ Multiple Runs	38	77.6%

PERCENTAGE OF SCORING BY INNINGS

This Season

INNINGS	RUNS	PCT
▶ 1st, 2nd, & 3rd	22	44.9%
4th, 5th, & 6th	16	32.7%
7th, 8th, & 9th	11	22.4%

COLLEGIATE BASEBALL POLLS

D1 BASEBALL			
Updated 3/20/23			
RK	SCHOOL	REC	LAST
1.	LSU	18-2	1
2.	Wake Forest	18-3	4
3.	Florida	18-4	5
4.	Vanderbilt	16-5	6
5.	Arkansas	18-2	7
6.	Louisville	17-2	8
7.	UCLA	15-3	13
8.	Virginia	17-2	14
9.	Stanford	13-5	9
10.	East Carolina	16-4	10
11.	South Carolina	20-1	16
12.	Tennessee	15-6	2
13.	Ole Miss	14-6	3
14.	Texas Tech	18-4	22
15.	North Carolina	15-5	18
16.	Boston College	14-3	NR
17.	Miami (Fla.)	14-6	NR
18.	Campbell	15-3	19
19.	Florida Gulf Coast	16-4	20
20.	Oklahoma State	16-5	12
21.	Texas A&M	14-6	15
22.	Missouri	16-3	NR
23.	Kentucky	18-2	NR
24.	West Virginia	15-4	NR
25.	Grand Canyon	14-5	NR
Bold italics = Cornell opponent			

USA TODAY				
Updated 3/20/23				
RK	SCHOOL	REC	PTS	LAST
1.	LSU	18-2	773	1
2.	Wake Forest	18-3	672	5
T3.	Florida	18-4	671	4
T3.	Arkansas	18-2	671	6
5.	Vanderbilt	16-5	651	8
6.	Louisville	17-2	602	7
7.	Virginia	17-2	542	10
8.	UCLA	15-3	523	12
9.	Stanford	13-5	506	9
10.	East Carolina	16-4	491	11
11.	South Carolina	20-1	468	14
12.	Tennessee	15-6	426	2
13.	Ole Miss	14-6	396	3
14.	Texas Tech	18-4	373	19
15.	Oklahoma State	16-5	294	13
16.	North Carolina	15-5	273	20
17.	Boston College	14-3	222	24
18.	Texas A&M	14-6	203	15
19.	Campbell	15-3	194	23
20.	Miami (Fla.)	14-6	186	RV
21.	Missouri	16-3	153	NR
22.	Kentucky	18-2	138	RV
23.	Florida Gulf Coast	16-4	108	RV
24.	NC State	15-5	87	17
25.	Alabama	17-4	76	22
Bold italics = Cornell opponent				

BASEBALL AMERICA			
Updated 3/20/23			
RK	SCHOOL	REC	LAST
1.	LSU	18-2	1
2.	Florida	18-4	2
3.	Louisville	17-2	3
4.	Wake Forest	18-3	5
5.	Vanderbilt	16-5	8
6.	Arkansas	18-2	7
7.	Virginia	17-2	9
8.	Stanford	13-5	10
9.	UCLA	15-3	12
10.	East Carolina	16-4	14
11.	Tennessee	15-6	4
12.	Texas A&M	14-6	11
13.	Miami (Fla.)	14-6	16
14.	South Carolina	20-1	19
15.	Ole Miss	14-6	6
16.	Texas Tech	18-4	20
17.	Boston College	14-3	18
18.	Missouri	16-3	NR
19.	North Carolina	15-5	21
20.	Oklahoma State	16-5	17
21.	Campbell	15-3	NR
22.	Florida Gulf Coast	16-4	23
23.	Iowa	15-3	NR
24.	UC Santa Barbara	15-3	NR
25.	Kentucky	18-2	NR
Bold italics = Cornell opponent			

PERFECT GAME			
Updated 3/20/23			
RK	SCHOOL	REC	LAST
1.	LSU	18-2	1
2.	Florida	18-4	2
3.	Arkansas	18-2	3
4.	Wake Forest	18-3	5
5.	Vanderbilt	16-5	9
6.	Louisville	17-2	6
7.	Stanford	13-5	7
8.	UCLA	15-3	10
9.	Virginia	17-2	11
10.	Texas Tech	18-4	12
11.	East Carolina	16-4	13
12.	Miami (Fla.)	14-6	17
13.	Tennessee	15-6	4
14.	Ole Miss	14-6	8
15.	South Carolina	20-1	NR
16.	Boston College	14-3	22
17.	Campbell	15-3	20
18.	Oklahoma State	16-5	15
19.	UC Santa Barbara	15-3	24
20.	Missouri	16-3	NR
21.	North Carolina	15-5	23
22.	Florida Gulf Coast	16-4	NR
23.	UTSA	18-3	NR
24.	TCU	10-9	14
25.	Texas A&M	14-6	19
Bold italics = Cornell opponent			

NCBWA			
Updated 3/20/23			
RK	SCHOOL	REC	LAST
1.	LSU	18-2	1
2.	Florida	18-4	3
3.	Arkansas	18-2	6
4.	Wake Forest	18-3	5
5.	Vanderbilt	16-5	8
6.	Louisville	17-2	7
7.	Virginia	17-2	9
8.	UCLA	15-3	11
9.	South Carolina	20-1	14
10.	Stanford	13-5	10
11.	East Carolina	16-4	12
12.	Tennessee	15-6	4
13.	Ole Miss	14-6	2
14.	Texas Tech	18-4	18
15.	North Carolina	15-5	19
16.	Oklahoma State	16-5	13
17.	Miami (Fla.)	14-6	23
18.	Campbell	15-3	24
19.	Texas A&M	14-6	15
20.	Boston College	14-3	29
21.	Missouri	16-3	RV
22.	Florida Gulf Coast	16-4	25
23.	UC Santa Barbara	15-3	28
24.	Kentucky	18-2	RV
25.	Alabama	17-4	22
26.	West Virginia	15-4	RV
27.	Grand Canyon	14-5	RV
28.	Iowa	13-3	RV
29.	NC State	15-5	20
30.	TCU	10-9	15
Bold italics = Cornell opponent			

COLLEGIATE BASEBALL				
Updated 3/20/23				
RK	SCHOOL	REC	PTS	LAST
1.	LSU	18-2	494	1
2.	Louisville	17-2	491	2
3.	Arkansas	18-2	489	7
4.	South Carolina	20-1	487	14
5.	Virginia	17-2	485	4
6.	Wake Forest	18-3	484	5
7.	Florida	18-4	482	6
8.	Vanderbilt	16-5	480	8
9.	UCLA	15-3	477	9
10.	UC Santa Barbara	15-3	475	10
11.	Miami (Fla.)	14-6	471	12
12.	Texas Tech	18-4	467	16
13.	East Carolina	16-4	464	17
14.	Stanford	13-5	461	19
15.	Missouri	16-3	459	NR
16.	Kentucky	18-2	456	NR
17.	Boston College	14-3	454	NR
18.	Texas A&M	14-6	452	15
19.	Oklahoma State	16-5	450	18
20.	Iowa	15-3	448	22
21.	North Carolina	15-5	445	25
22.	Tennessee	15-6	443	3
23.	Ole Miss	14-6	441	11
24.	Old Dominion	18-2	438	NR
25.	NC State	15-5	436	13
26.	UConn	12-5	434	NR
27.	Florida Gulf Coast	16-4	431	30
28.	Alabama	17-4	429	26
29.	Georgia Tech	14-6	426	27
30.	UC Irvine	12-5	424	28
Bold italics = Cornell opponent				

COMPOSITE COLLEGE BASEBALL POLL

Each team ranked in the six major baseball polls are awarded points based on their ranking.

RK	SCHOOL	PTS	D1B		BA		NCBWA		CB		USAT		PG	
			RK	PTS	RK	PTS	RK	PTS	RK	PTS	RK	PTS	RK	PTS
1.	LSU	160	1	25	1	25	1	30	1	30	1	25	1	25
2.	Florida	146	3	23	2	24	2	29	7	24	3	22	2	24
3.	Wake Forest	144	2	24	4	22	4	27	6	25	2	24	4	22
4.	Arkansas	142	5	21	6	20	3	28	3	28	3	22	3	23
5.	Louisville	137	6	20	3	23	6	25	2	29	6	20	6	20
6.	Vanderbilt	134	4	22	5	21	5	26	8	23	5	21	5	21
7.	Virginia	123	8	18	7	19	7	24	5	26	7	19	9	17
8.	UCLA	117	7	19	9	17	8	23	9	22	8	18	8	18
9.	Stanford	109	9	17	8	18	10	21	14	17	9	17	7	19
10.	South Carolina	102	11	15	14	12	9	22	4	27	11	15	15	11
11.	East Carolina	101	10	16	10	16	11	20	13	18	10	16	11	15
12.	Texas Tech	86	14	12	16	10	14	17	12	19	14	12	10	16
13.	Tennessee	84	12	14	11	15	12	19	22	9	12	14	13	13
14.	Miami (Fla.)	76	17	9	13	13	17	14	11	20	20	6	12	14
15.	Ole Miss	75	13	13	15	11	13	18	23	8	13	13	14	12
16.	Boston College	63	16	10	17	9	20	11	17	14	17	9	16	10
17.	North Carolina	59	15	11	19	7	15	16	21	10	16	10	21	5
18.	Oklahoma State	58	20	6	20	6	16	15	19	12	15	11	18	8
19.	Texas A&M	53	21	5	12	14	19	12	18	13	18	8	25	1
20.	Missouri	49	22	4	18	8	21	10	15	16	21	5	20	6
21.	Campbell	42	18	8	21	5	18	13	—	—	19	7	17	9
22.	UCSB	38	—	—	24	2	23	8	10	21	—	—	19	7
23.	Fla. Gulf Coast	31	19	7	22	4	22	9	27	4	23	3	22	4
24.	Kentucky	30	23	3	25	1	24	7	16	15	22	4	—	—
25.	Iowa	17	—	—	23	3	28	3	20	11	—	—	—	—
Bold italics = Cornell opponent														

2023 BIG RED HOME RUNS																								
PLAYER	HR	vL	vR	ROAD /		RUNNERS ON				OUTS			TIED	GO	DIRECTION					TEAM	LAST HR			
				HOME	NEUTRAL	0	1	2	3	0	1	2			GAME	AHEAD	LF	LC	CF		RC	RF	W-L	DATE / OPP
Franco Alonso	—	—	—	—	—	—	—	—	—	—	—	—	—	—	—	—	—	—	—	—	—	—		
Matt Barnhorst	1	—	1	—	1	1	—	—	—	—	—	1	—	—	—	1	—	—	—	—	0-1	2/26/23 at JMU	Culkin	28
Jakobi Davis	1	1	—	—	1	—	1	—	—	—	1	—	—	—	—	—	—	—	1	—	0-1	2/26/23 at JMU	Kinsler	23
Elijah Diaz	—	—	—	—	—	—	—	—	—	—	—	—	—	—	—	—	—	—	—	—	—	—		
Wils Guy	1	—	1	—	1	1	—	—	—	—	1	—	1	—	—	1	—	—	—	—	0-1	3/18/22 (G2) at GMU	Gartland	5
Joe Hollerbach	1	1	—	—	1	—	—	1	—	—	—	1	—	—	1	—	—	—	—	—	0-1	3/18/22 (G1) at GMU	Shields	4
William Jaun	—	—	—	—	—	—	—	—	—	—	—	—	—	—	—	—	—	—	—	—	—	—		
Max Jensen	—	—	—	—	—	—	—	—	—	—	—	—	—	—	—	—	—	—	—	—	—	4/23/22 vs. Dartmouth	Skinner	78
Sam Kaplan	—	—	—	—	—	—	—	—	—	—	—	—	—	—	—	—	—	—	—	—	—	5/1/22 vs. Columbia	Yoo	63
Braden Mack	—	—	—	—	—	—	—	—	—	—	—	—	—	—	—	—	—	—	—	—	—	—		
Kyle Musser	—	—	—	—	—	—	—	—	—	—	—	—	—	—	—	—	—	—	—	—	—	—		
Ryan Porter	—	—	—	—	—	—	—	—	—	—	—	—	—	—	—	—	—	—	—	—	—	5/8/22 at Brown	Fogell	32
John Quinlan	1	—	1	—	1	—	—	1	—	—	1	—	—	—	—	—	—	—	1	—	0-1	3/4/23 vs. PFW	Fine	28
Ryan Ross	1	1	—	—	1	—	—	1	—	—	1	—	—	—	—	—	—	—	1	—	0-1	2/24/23 at JMU	Burke	16
Shane Russell	—	—	—	—	—	—	—	—	—	—	—	—	—	—	—	—	—	—	—	—	—	—	53	
TJ Swidorski	1	—	1	—	1	—	1	—	—	—	—	1	—	1	1	—	—	—	—	—	0-1	2/25/23 at JMU	Murphy	29
Beck Urofsky	—	—	—	—	—	—	—	—	—	—	—	—	—	—	—	—	—	—	—	—	—	—	3	
Matthew Walters	—	—	—	—	—	—	—	—	—	—	—	—	—	—	—	—	—	—	—	—	—	—	—	
Nathan Waugh	1	1	—	—	1	—	1	—	—	1	—	—	—	1	—	—	1	—	—	—	0-1	2/26/23 at JMU	Williams	16
Caden Wildman	—	—	—	—	—	—	—	—	—	—	—	—	—	—	—	—	—	—	—	—	—	—	11	

2-HR GAMES (0)		GRAND SLAMS (0)		LEADOFF HOME RUNS (0)		INSIDE-THE-PARK HR (0)	
PLAYER	DATE/OPP	PLAYER	DATE/OPP	PLAYER	DATE/OPP	PLAYER	DATE/OPP
—	—	—	—	—	—	—	—
3-HR GAMES (0)		PINCH-HIT HR (0)		WALK-OFF HR (0)		BACK-TO-BACK HR (0)	
PLAYER	DATE/OPP	PLAYER	DATE/OPP	PLAYER	DATE/OPP	PLAYER	DATE/OPP
—	—	—	—	—	—	—	—

BIG RED MISCELLANEOUS BATTING																				
PLAYER	MULTI-HIT GAMES						MULTI-RBI GAMES						HIT STREAKS						HITS	
	2	3	4	5+	TOTAL	CAREER	2	3	4	5+	TOTAL	CAREER	5-9	10-14	15+	ACTIVE	2023 HIGH	CAREER HIGH	INFIELD	BUNT
Franco Alonso	—	—	—	—	—	0	—	—	—	—	—	0	—	—	—	—		—	—	—
Matt Barnhorst	1	1	—	—	2	8	—	—	—	—	—	3	—	—	—	0	3 (March 5-11)	5 games, 2022	1	—
Jakobi Davis	—	—	—	—	—	3	1	—	—	—	1	4	—	—	—	3	3, (2x), (March 12-18)	3, (2x), Last: 2023	—	—
Elijah Diaz	—	—	—	—	—	0	—	—	—	—	—	0	—	—	—	0	1 (March 12)	1 game, 2023	1	—
Wils Guy	1	—	—	—	1	12	—	—	—	—	—	6	—	—	—	3	3 (March 18-19)	5, (4x), Last: 2022	1	—
Joe Hollerbach	—	—	—	—	—	14	—	1	—	—	1	6	—	—	—	0	1 (March 18)	8 games, 2022	—	—
William Jaun	—	—	—	—	—	—	—	—	—	—	—	—	—	—	—	—	—	—	—	—
Max Jensen	2	—	—	—	2	14	2	—	—	—	2	8	—	—	—	1	3 (Feb. 24-26)	8 games, 2022	—	—
Sam Kaplan	2	—	—	—	2	9	—	—	—	—	—	8	1	—	—	2	6 (March 3-12)	6, (3x), Last: 2023	—	—
Braden Mack	—	—	—	—	—	1	—	—	—	—	—	0	—	—	—	—	—	1, (3x), Last: 2022	—	—
Kyle Musser	—	—	—	—	—	0	1	—	—	—	1	1	—	—	—	4	4 (March 10-18)	4 games, ACTIVE	—	—
Ryan Porter	—	—	—	—	—	6	—	—	—	—	—	6	—	—	—	0	3 (Feb. 24-26)	4 games, 2022-23	1	—
John Quinlan	1	1	—	—	2	2	—	1	—	—	1	1	—	—	—	1	3 (March 10-12)	3, (2x), Last: 2023	3	—
Ryan Ross	—	—	—	—	—	3	—	1	—	—	1	5	—	—	—	0	1, (2x), (March 11)	2, (5x), Last: 2022	—	—
Shane Russell	—	—	—	—	—	2	—	—	—	—	—	1	—	—	—	0	—	2 games, 2020	—	—
TJ Swidorski	1	—	—	—	1	1	1	—	—	—	1	1	—	—	—	0	3 (Feb. 25 - March 5)	3 games, 2023	—	—
Beck Urofsky	—	—	—	—	—	—	—	—	—	—	—	0	—	—	—	0	—	—	—	—
Matthew Walters	—	—	—	—	—	—	—	—	—	—	—	—	—	—	—	—	—	—	—	—
Nathan Waugh	—	—	—	—	—	8	1	—	—	—	1	5	—	—	—	0	3 (Feb. 24-26)	4 games, 2022-23	—	—
Caden Wildman	—	—	—	—	—	0	—	—	—	—	—	0	—	—	—	0	1 (March 10)	1 game, 2023	—	—

BIG RED W-L RECORD BY LINEUP CARD

PLAYER	BATTING ORDER (STARTS)									BY POSITION (STARTS)								
	1ST	2ND	3RD	4TH	5TH	6TH	7TH	8TH	9TH	C	1B	2B	3B	SS	LF	CF	RF	DH
Franco Alonso	—	—	—	—	—	—	—	—	—	—	—	—	—	—	—	—	—	—
Matt Barnhorst	—	—	—	—	—	0-1	0-7	0-4	—	—	—	0-12	—	—	—	—	—	—
Jakobi Davis	0-5	—	—	—	—	—	—	0-1	0-4	—	—	—	—	—	—	0-10	—	—
Elijah Diaz	—	—	—	—	—	—	—	—	—	—	—	—	—	—	—	—	—	—
Wils Guy	—	0-8	—	—	—	—	—	—	0-2	—	—	—	—	—	0-8	0-2	—	—
Joe Hollerbach	—	0-1	—	—	0-1	0-1	—	0-1	—	—	—	—	0-3	—	—	—	—	0-1
William Jaun	—	—	—	—	—	—	—	—	—	—	—	—	—	—	—	—	—	—
Max Jensen	—	—	0-11	—	0-1	—	—	—	—	—	0-9	—	0-3	—	—	—	—	—
Sam Kaplan	—	—	—	0-7	0-4	—	0-1	—	—	—	—	—	—	—	—	—	0-12	—
Braden Mack	—	—	—	—	—	—	—	—	—	—	—	—	—	—	—	—	—	—
Kyle Musser	—	—	—	—	0-2	0-3	—	—	0-1	—	—	—	—	—	0-1	—	—	0-5
Ryan Porter	—	0-3	—	—	—	—	0-2	0-3	0-1	—	—	—	—	0-9	—	—	—	—
John Quinlan	0-7	—	—	—	—	0-1	—	—	—	0-6	—	—	—	—	—	—	—	0-2
Ryan Ross	—	—	—	—	—	0-2	0-1	0-1	0-1	—	0-3	—	—	—	0-1	—	—	0-2
Shane Russell	—	—	—	—	—	—	—	—	—	—	—	—	—	—	—	—	—	—
TJ Swidorski	—	—	—	—	0-4	0-1	—	0-1	0-3	—	—	—	0-6	0-3	—	—	—	—
Beck Urofsky	—	—	—	—	—	—	—	0-1	—	—	—	—	—	—	—	—	—	0-1
Matthew Walters	—	—	—	—	—	—	—	—	—	—	—	—	—	—	—	—	—	—
Nathan Waugh	—	—	0-1	0-5	—	0-1	—	—	—	0-6	—	—	—	—	—	—	—	0-1
Caden Wildman	—	—	—	—	—	0-1	0-1	—	—	—	—	—	—	—	0-2	—	—	—

BIG RED STARTING PITCHER RUN SUPPORT

PLAYER	RUN		RUN SUPPORT		TOTAL RUNS		TOTAL RUNS		TEAM	QUALITY
	GS	SUPPORT	PER 9 IP	IN STARTS	PER START	W-L	STARTS			
Von Baker	4	8	4.60	16	4.00	0-4	0			
Ethan Hamill	4	9	4.76	13	3.25	0-4	1			
Noah Keller	4	15	9.88	20	5.00	0-4	0			
TOTALS	12	32	6.26	49	4.08	0-12	1			

RUNS BY INNING

	1	2	3	4	5	6	7	8	9	10	11	12	13	14	15	TOTAL
BIG RED	13	7	2	10	5	1	2	3	6	—	—	—	—	—	—	49
OPPONENTS	9	20	17	10	22	4	8	16	4	—	—	—	—	—	—	110

VICTORY MARGIN

	1	2	3	4	5	6	7	8	9	10	11	12	13	14	15
BIG RED	—	—	—	—	—	—	—	—	—	—	—	—	—	—	—
OPPONENTS	1	1	2	—	3	2	2	—	—	—	1	—	—	—	—

BIG RED MULTI-RUN INNINGS

	TIMES	LAST TIME
2 Runs	8	3/19 at George Mason (3rd inning, 2 hits)
3 Runs	3	3/10 at VCU (2nd inning, 1 hit); 3/10 at VCU (9th inning, 3 hits)
4 Runs	2	3/18 (G1) at George Mason (4th inning, 3 hits)
5 Runs	1	2/24 at James Madison (1st inning, 2 hits)
6 Runs	0	—
7 Runs	0	—
8 Runs	0	—
9 Runs	0	—
10 Runs	0	—

BIG RED GAME DELAYS

DATE	OPPONENT	DELAY	REASON
2/26	at James Madison	0:15, prior to first pitch	inclement weather

BIG RED 2023 PITCHING SPLITS

	W	L	SV	G	IP	H	R	ER	HR	BB	SO	ERA	AVG
Total	0	12	0	12	96.2	118	110	93	12	77	77	8.66	.311
Home	—	—	—	—	—	—	—	—	—	—	—	—	—
Away	0	10	0	10	80.2	102	99	84	8	67	67	9.37	.320
Neutral	0	2	0	2	16.0	16	11	9	4	10	10	5.06	.267
Day	0	12	0	12	96.2	118	110	93	12	77	77	8.66	.311
Night	—	—	—	—	—	—	—	—	—	—	—	—	—
Starter	0	7	0	12	46.0	60	50	45	7	35	38	8.80	.326
Reliever	0	5	0	12	50.2	58	60	48	5	42	39	8.53	.297
February	0	3	0	3	24.2	27	27	23	3	26	17	8.39	.287
March	0	9	0	9	72.0	91	83	70	9	51	60	8.75	.319
April	—	—	—	—	—	—	—	—	—	—	—	—	—
May	—	—	—	—	—	—	—	—	—	—	—	—	—

BIG RED 2023 BATTING SPLITS

	AB	R	H	2B	3B	HR	RBI	BB	SO	AVG	OBP	SLG
Total	383	49	77	15	1	8	46	55	137	.201	.309	.308
Home	—	—	—	—	—	—	—	—	—	—	—	—
Away	325	44	69	12	1	7	41	45	112	.212	.317	.320
Neutral	58	5	8	3	—	1	5	10	25	.138	.265	.241
Day	383	49	77	15	1	8	46	55	137	.201	.309	.308
Night	—	—	—	—	—	—	—	—	—	—	—	—
February	99	12	21	3	0	5	12	14	29	.212	.325	.394
March	126	17	26	7	0	1	16	20	51	.206	.322	.286
April	—	—	—	—	—	—	—	—	—	—	—	—
May	—	—	—	—	—	—	—	—	—	—	—	—

BIG RED LINEUP PRODUCTION

	AB	R	H	2B	3B	HR	RBI	BB	SO	AVG	OBP	SLG
1st	45	9	9	3	1	1	7	9	15	.200	.333	.378
2nd	50	5	8	0	0	1	4	3	16	.160	.222	.220
3rd	42	6	9	2	0	0	5	11	11	.214	.389	.262
4th	44	4	11	0	0	1	3	7	19	.250	.353	.318
5th	43	4	6	2	0	0	2	6	15	.140	.240	.186
6th	44	7	9	1	0	4	14	4	17	.205	.286	.500
7th	41	6	8	3	0	0	4	3	19	.195	.255	.268
8th	37	3	7	1	0	0	3	7	15	.189	.348	.216
9th	37	5	10	3	0	1	4	5	10	.270	.357	.432

THE TED THOREN HEAD COACH OF CORNELL BASEBALL



DAN PEPICELLI

8TH SEASON AT CORNELL

#24

Years in Role: 8th Season as Head Coach
College: SUNY Cortland '90
Coaching Location: Dugout

CORNELL • 2016 - PRESENT

► Entering his eighth season at the helm of the Cornell baseball program, Pepicelli is just the fourth Cornell head coach over the last 60 years, joining **TED THOREN** (1962-90), **TOM FORD** (1991-08), and **BILL WALKENBACH** (2009-15).

► His 75 career victories with the Big Red is already tied for the sixth-most in program history with **DANIEL COOGAN** (1907-12). With 13 wins in 2023, Pepicelli would be in sole possession of the fourth-most wins while on East Hill.

► Under his tutelage, Cornell has produced 19 All-Ivy League selections — including five First Team and six Second Team selections — and four selections in the Major League Baseball Amateur Draft.

► In Pepicelli's second season with the program in 2017, he helped guide the Big Red to its first winning season in four years, posting a 21-17 overall record. The Big Red finished 9-11 in Ivy League play.

► Cornell has won at least 14 games in all but one season, excluding the shortened 2020 season.

CLEMSON • 2010-15

► Following a successful nine-year tenure at St. John Fisher in suburban Rochester, N.Y., Pepicelli headed to Clemson, S.C., to join the Tigers staff.

► He was an assistant coach for one year, an assistant head coach for two years, and an associate head coach for three years. All six years on staff Pepicelli aided Clemson to an appearance in the NCAA Tournament.

► The Tigers had a 231-149 (.608) record in his time with the program. Pepicelli became the first pitching coach to lead a staff to the College World Series in his first season with the team.

► For four consecutive seasons from 2011-14, Pepicelli guided the Tigers to have a team ERA below 4.00. He recruited and developed **MATT CROWNOVER**, who earned freshman All-America accolades in 2013 and was named the ACC's Pitcher of the Year in 2015.

► Played instrumental in assembling *Baseball America's* ninth-ranked recruiting class in 2015.

► Ten Clemson pitchers were selected in the Major League Baseball's Amateur Draft during tenure.

ST. JOHN FISHER • 2001-09

► Spent nine seasons as the head coach and assistant athletic director at St. John Fisher from 2001-09. During his time with the Cardinals, he was a two-time Empire 8 Coach of the Year (2001 and 2007), with the latter coming during the Cardinals' first-ever run to the Division III College World Series.

► In final seven seasons with St. John Fisher, the Cardinals posted winning seasons leading to Pepicelli being the program's all-time winningest head coach at the time of his departure.

► Team garnered national recognition for sportsmanship in 2008 following the ECAC Championship, in which a line-drive foul ball struck the opposing team's third-base coach in the head. Despite St. John Fisher trailing in the ninth inning, Pepicelli and his team conceded the game, ending any hope of reaching the NCAA Tournament. The Committee on Sportsmanship and Ethical Conduct presented Pepicelli's team with the NCAA's All-Divisions Sportsmanship Award for its decision.

► In addition to serving as the team's head coach, Pepicelli was the head strength and conditioning coach, where he served on the NCAA Competitive Safeguards Committee. He is a certified Strength & Conditioning Specialist and is a member of the National Strength and Conditioning Association.

HARTWICK • 1996-00

► Opened collegiate coaching career at Hartwick, where he was an assistant coach for three years before being promoted to head coach for two seasons.

PERSONAL

► A native of Schenectady, N.Y., Pepicelli graduated from Cicero-North Syracuse HS, and played at three colleges in the Central New York region.

► Named an all-region selection in two seasons with Mohawk Valley Community College, Pepicelli then earned his bachelor of sciences degree in Economics and Management from SUNY Cortland after playing one year with the Red Dragons. He was also an all-conference selection in his one year at Oneonta State.

► Pepicelli is married to the former Robyn Molloy, who played for and served as an assistant coach with Syracuse's women's soccer team. She also earned national titles as a player and coach at Monroe Community College. The couple has a daughter, Mia, and a son, Owen.

PEPICELLI'S YEAR-BY-YEAR HEAD COACHING RECORD

YEAR	SCHOOL	OVERALL	NOTE
1999	Hartwick	9-22 (.290)	
2000	Hartwick	12-18 (.400)	
2001	St. John Fisher	19-14 (.576)	Set then-wins record in at SJFU
2002	St. John Fisher	15-19 (.441)	
2003	St. John Fisher	16-16 (.500)	
2004	St. John Fisher	27-14 (.659)	SJFU's first 20-win season
2005	St. John Fisher	22-15 (.595)	
2006	St. John Fisher	26-15 (.634)	Third straight 20-win season
2007	St. John Fisher	28-13 (.683)	NCAA Tournament appearance
2008	St. John Fisher	25-14-2 (.634)	NCAA Sportsmanship Award
2009	St. John Fisher	22-17 (.564)	
2016	Cornell	14-24 (.368)	
2017	Cornell	21-17 (.553)	CU's first 20-win year since '13
2018	Cornell	14-22-1 (.392)	
2019	Cornell	14-24 (.368)	
2020	Cornell	1-8 (.111)	Season cut short (pandemic)
2021	Cornell	— NO SEASON (COVID-19 PANDEMIC) —	
2022	Cornell	11-25 (.306)	Two All-Ivy selections
2023	Cornell	0-12 (.000)	
Hartwick (2 seasons)		21-40 (.344)	
St. John Fisher (9 seasons)		200-137-2 (.593)	
Cornell (8 seasons)		75-132-1 (.368)	
Career (20 seasons)		296-309-3 (.492)	

2023 CORNELL BASEBALL COACHING STAFF



TOM FORD

33RD SEASON AT CORNELL

#14

Years in Role: 15th season as Associate HC
College: Ithaca '79
Coaching Location: Dugout

► Ford enters his 33rd overall season with the Big Red and his 15th in his current role as an associate head coach.

► His time on East Hill began in 1991 when he took over for the legendary **TED THOREN** as head coach. He was head coach of the Big Red from 1991 until 2008, amassing a record of 264-440-2 during his tenure.



JOHN TOPPA

2ND SEASON AT CORNELL

#27

Years in Role: 1st season as Assistant Coach
College: UConn '19
Coaching Location: Third Base Coaching Box

► Toppa, a former standout at UConn, enters his second season on the Cornell baseball coaching staff. This season will be his first as an assistant coach, after serving as a volunteer assistant in 2021.

► Helped guide **MAX JENSEN** and **SAM KAPLAN** each earn All-Ivy Second Team honors in 2022, following a nearly two-year hiatus from competition due to the COVID-19 pandemic.



JUSTIN DEVOID

1ST SEASON AT CORNELL

#44

Years in Role: 1st season as Volunteer Assistant
College: Colby-Sawyer '17
Coaching Location: First Base Coaching Box

► Devoid enters his first season with the Cornell baseball coaching staff after serving as an assistant coach at St. Lawrence, a northern New York-based Division III school, for the past two seasons.

► In final year with the Saints, aided program to a 19-16 overall mark which served as its first winning season since 2014.

THE LAST TIME...

A CORNELL TEAM SCORED...	
10+ Runs in a Game	10, at Binghamton (5/3/22 - W, 10-8)
15+ Runs in a Game	15, vs. Princeton (4/20/19 - G2 - W, 15-9)
20+ Runs in a Game	27, at Towson (4/5/17 - W, 27-14)
25+ Runs in a Game	27, at Towson (4/5/17 - W, 27-14)
5+ Runs in an Inning	5, at James Madison (2/24/23 - T1 - L, 5-11)
6+ Runs in an Inning	8, vs. Yale (4/2/22 - G2 - B7 - W, 12-9)
7+ Runs in an Inning	8, vs. Yale (4/2/22 - G2 - B7 - W, 12-9)
8+ Runs in an Inning	8, vs. Yale (4/2/22 - G2 - B7 - W, 12-9)
9+ Runs in an Inning	12, at Harvard (4/10/11 - G2 - T2 - W, 18-5)
10+ Runs in an Inning	12, at Harvard (4/10/11 - G2 - T2 - W, 18-5)
10+ Runs in Consecutive Games	10, vs. Binghamton (4/20/22 - W, 10-9 - 10 inn.) 12, vs. Dartmouth (4/23/22 - G1 - W, 12-7)
10+ Runs in 3+ Straight Games	15, at James Madison (3/15/14 - G1 - L, 15-16) 17, at James Madison (3/15/14 - G2 - W, 17-8) 14, at James Madison (3/16/14 - W, 14-8 - 10 inn.)
10+ Runs in 4+ Straight Games	16, at Virginia (4/7/1902 - W, 16-10) 10, at Navy (4/9/1902 - W, 10-6) 11, vs. Rochester (4/12/1902 - W, 11-1) 12, vs. Niagara (4/19/1902 - W, 12-4) 10, vs. Columbia (4/26/1902 - W, 10-7)
A CORNELL TEAM RECORDED...	
15+ Hits in a Game	15, at Coppin State (3/5/22 - G1 - W, 11-7)
20+ Hits in a Game	28, at Towson (4/5/17 - W, 27-14)
25+ Hits in a Game	28, at Towson (4/5/17 - W, 27-14)
5+ Doubles in a Game	5, vs. Columbia (4/30/22 - G2 - L, 2-5)
6+ Doubles in a Game	6, vs. Yale (4/2/22 - G2 - W, 12-9)
7+ Doubles in a Game	7, at George Mason (3/12/17 - W, 9-3)
8+ Doubles in a Game	9, at James Madison (3/15/14 - G1 - L, 15-16)
9+ Doubles in a Game	9, at James Madison (3/15/14 - G1 - L, 15-16)
2+ Triples in a Game	3, vs. Dartmouth (4/23/22 - G1 - W, 12-7)
3+ Triples in a Game	3, vs. Dartmouth (4/23/22 - G1 - W, 12-7)
4+ Triples in a Game	4, at Bucknell (3/4/00 - G2 - W, 8-6)
3+ Home Runs in a Game	3, at James Madison (2/26/23 - L, 5-7)
4+ Home Runs in a Game	4, vs. Dartmouth (4/23/22 - G1 - W, 12-7)
5+ Home Runs in a Game	5, at James Madison (3/15/14 - G1 - L, 15-16)
Leadoff Home Run	Adam Saks, at Harvard (4/13/19 - G2 - L, 1-7)
Back-to-Back Home Runs	Ryan Porter (2-run) & Matt Barnhorst (solo), vs. Harvard (3/25/22 - G2 - L, 5-11)
Back-to-Back-to-Back Home Runs	Chris Cruz (3-run), Spencer Scorza (solo), & Ryan Karl (solo), at James Madison (3/15/14 - G2 - W, 17-8)
Drew 10+ Walks in a Game	12, vs. Binghamton (4/20/22 - W, 10-9 - 10 inn.)
Drew 15+ Walks in a Game	16, at Bucknell (5/1/96 - G1 - W, 18-3)
Hit by 4+ Pitches in a Game	4, vs. Harvard (3/26/22 - L, 11-12)
Hit by 5+ Pitches in a Game	5, at Yale (4/5/14 - G2 - W, 6-4)
Hit by 6+ Pitches in a Game	7, at Penn (4/15/06 - G2 - W, 23-10)
Hit by 7+ Pitches in a Game	7, at Penn (4/15/06 - G2 - W, 23-10)
5+ Stolen Bases in a Game	5, vs. Dartmouth (4/24/22 - L, 8-10)
6+ Stolen Bases in a Game	7, at Coppin State (3/5/22 - G2 - W, 14-5)
7+ Stolen Bases in a Game	7, at Coppin State (3/5/22 - G2 - W, 14-5)
8+ Stolen Bases in a Game	9, at George Washington (3/9/14 - G2 - W, 8-1)
9+ Stolen Bases in a Game	9, at George Washington (3/9/14 - G2 - W, 8-1)
10+ Stolen Bases in a Game	10, vs. Sampson Air Force Base (1952)

A CORNELL PITCHING STAFF...	
Threw a No-Hitter	Connor Kaufmann, vs. Dartmouth (4/1/12 — W, 2-0)
Threw a Combined No-Hitter	Kerry Brooks (3 inn.), Rob Wilson (3 inn.), Doug Petillo (1 inn.), vs. Rochester (4/5/89 - G1 - W, 2-1)
Threw a Perfect Game	Gary Gronowski, vs. Oneonta (5/11/76 — W, 1-0)
Shutout an Opponent	at Brown (5/7/22 - G2 - W, 3-0)
Shutout an Ivy League Opponent	at Brown (5/7/22 - G2 - W, 3-0)
Posted Consecutive Shutouts	vs. Oneonta (5/2/86 - G1 - W, 4-0) vs. Oneonta (5/2/86 - G2 - W, 5-0)
Struck out 10+ Batters	11, at VCU (3/12/23 - L, 3-9)
Struck out 11+ Batters	11, at VCU (3/12/23 - L, 3-9)
Struck out 12+ Batters	14, vs. Niagara (2/29/20 - G2 - L, 6-8)
Struck out 13+ Batters	14, vs. Niagara (2/29/20 - G2 - L, 6-8)
Struck out 14+ Batters	14, vs. Niagara (2/29/20 - G2 - L, 6-8)
Struck out 15+ Batters	15, vs. Canisius (4/4/18 - W, 6-5)
Struck out 16+ Batters	18, at Princeton (4/29/09 - W, 9-0)
Struck out 17+ Batters	18, at Princeton (4/29/09 - W, 9-0)
Struck out 18+ Batters	18, at Princeton (4/29/09 - W, 9-0)
A CORNELL TEAM ALLOWED...	
10+ Runs in a Game	15, at George Mason (3/19/23 - L, 4-15)
15+ Runs in a Game	15, at George Mason (3/19/23 - L, 4-15)
20+ Runs in a Game	21, at Coppin State (3/6/22 - L, 2-21)
25+ Runs in a Game	31, at UC Santa Barbara (3/25/04 - L, 3-31)
5+ Runs in an Inning	11, at George Mason (3/19/23 - B5 - L, 4-15)
6+ Runs in an Inning	11, at George Mason (3/19/23 - B5 - L, 4-15)
7+ Runs in an Inning	11, at George Mason (3/19/23 - B5 - L, 4-15)
8+ Runs in an Inning	11, at George Mason (3/19/23 - B5 - L, 4-15)
9+ Runs in an Inning	11, at George Mason (3/19/23 - B5 - L, 4-15)
10+ Runs in an Inning	11, at George Mason (3/19/23 - B5 - L, 4-15)
A CORNELL TEAM DEFENSIVELY...	
Committed 5+ Errors in a Game	6, vs. Binghamton (4/20/22 - W, 10-9 - 10 inn.)
Committed 6+ Errors in a Game	6, vs. Binghamton (4/20/22 - W, 10-9 - 10 inn.)
Committed 7+ Errors in a Game	7, at Le Moyne (4/15/97 - L, 8-14)
Committed 8+ Errors in a Game	8, at Pacific (3/20/96 - L, 7-18)
Committed 9+ Errors in a Game	10, vs. Le Moyne (4/8/92 - G1 - L, 3-19)
Committed 10+ Errors in a Game	10, vs. Le Moyne (4/8/92 - G1 - L, 3-19)
Turned 3+ Double Plays in a Game	3, at #5 Wake Forest (3/5/22 - L, 3-10)
Turned 4+ Double Plays in a Game	4, vs. Penn (4/24/11 - G2 - L, 2-10)
No Errors in 3+ Straight Games	4 games (5/3/22 - 5/8/22)
No Errors in 4+ Straight Games	4 games (5/3/22 - 5/8/22)
A CORNELL TEAM...	
Played an Extra-Inning Game	vs. Binghamton (4/20/22 - W, 10-9 - 10 inn.)
Played a Top-25 Team	at #5 Wake Forest (3/5/23 - L, 3-10)
Swept a Doubleheader	vs. Yale (4/2/22 - W, 2-1; W, 12-9)
Swept a 3-Game Series	at Villanova (3/22/13 - 3/24/13)
Swept a 3-Game Ivy League Series	Not on record
Swept a 4-Game Series	at Maryland Eastern Shore (3/2/12 - 3/4/12)
Swept a 4-Game Ivy League Series	vs. Penn (4/23/05 - 4/24/05)
Swept in Doubleheader	at George Mason (3/18/22 - L, 5-10; L, 3-4)
Swept in 3-Game Series	at George Mason (3/18/23 - 3/19/23)
Swept in 3-Game Ivy League Series	vs. Columbia (4/30/22 - 5/1/22)
Swept in 4-Game Series	at Columbia (4/18/15 - 4/19/15)
Swept in 4-Game Ivy League Series	at Columbia (4/18/15 - 4/19/15)

Bold denotes occurred during 2023 season

THE LAST TIME...

A CORNELL INDIVIDUAL...

Scored 4+ Runs in a Game	4, Sam Kaplan, vs. Dartmouth (4/23/22 - G1 - W, 12-7)
Scored 5+ Runs in a Game	5, Will Simoneit, at Towson (4/5/17 - W, 24-17)
Recorded 4+ Hits in a Game	4, Sam Kaplan, vs. Dartmouth (4/23/22 - G1 - W, 12-7)
Recorded 5+ Hits in a Game	5, Will Simoneit, at Army (4/3/19 - W, 4-1)
Recorded 6+ Hits in a Game	6, Trey Baur, at Towson (4/5/17 - W, 24-17)
Recorded 2+ Doubles in a Game	2, TJ Swidorski, at #5 Wake Forest (3/5/23 - L, 3-10)
Recorded 3+ Doubles in a Game	3, Max Jensen, vs. Yale (4/2/22 - G2 - W, 12-9)
Recorded 2+ Triples in a Game	2, Sam Kaplan, vs. Dartmouth (4/23/22 - G1 - W, 12-7)
Recorded 3+ Triples in a Game	3, Steve Caputi, vs. Cortland (4/30/79 - W, 15-11)
Had a Multi-Home Run Game	2, Will Simoneit, vs. Penn (4/28/19 - W, 8-7)
Had a 3-Home Run Game	3, Dale Wickham, vs. Princeton (4/30/16 - W, 4-3)
Hit a Grand Slam	Ryan Ross, at Maryland (3/12/22 - L, 5-12)
Recorded 5+ RBI in a Game	5, Will Simoneit, vs. Penn (4/28/19 - W, 8-7)
Recorded 6+ RBI in a Game	6, Ellis Bitar, vs. Penn (4/21/18 - G1 - W, 10-9)
Recorded 7+ RBI in a Game	7, Adam Jacobs, at UNC Greensboro (3/20/07 - L, 12-13 - 10 inn.)
Recorded 8+ RBI in a Game	8, Ira Degenhardt, vs. Seton Hall (6/9/27 - W, 11-5)
Drew 3+ Walks in a Game	3, Ryan Ross, vs. Binghamton (4/20/22 - W, 10-9 - 10 inn.)
Drew 4+ Walks in a Game	4, Justin Taylor, at Baylor (2/23/19 - L, 3-10)
Drew 5+ Walks in a Game	5, Steve Caputi, at Hawai'i-Hilo (3/21/79 - W, 9-8)
Stole 2+ Bases in a Game	2, Matt Barnhorst, at VCU (3/11/23 - L, 5-10)
Stole 3+ Bases in a Game	3, Ryan Porter, vs. Dartmouth (4/24/22 - L, 8-10)
Stole 4+ Bases in a Game	6, Tom D'Alessandro, at George Washington (3/9/14 - G2 - W, 8-1)
Stole 5+ Bases in a Game	6, Tom D'Alessandro, at George Washington (3/9/14 - G2 - W, 8-1)
Stole 6+ Bases in a Game	6, Tom D'Alessandro, at George Washington (3/9/14 - G2 - W, 8-1)
Hit by 2+ Pitches in a Game	2, Jason Apostle, vs. Columbia (4/30/22 - G2 - L, 2-5)
Hit by 3+ Pitches in a Game	3, Mickey Brodsky, vs. Harvard (4/8/08)
Recorded Walk-Off Win	Max Jensen (hit by pitch), vs. Binghamton (4/20/22 - W, 10-9 - 10 inn.)
Recorded Walk-Off Win on Batted Ball	Matt Barnhorst (sacrifice fly), vs. Yale (4/2/22 - G1 - W, 2-1)
Recorded Walk-Off Home Run	Will Simoneit (3-run), vs. Penn (4/28/19 - W, 8-7)
Recorded a 10-Game Hit Streak	11 games, Will Simoneit (2019)
Recorded a 15-Game Hit Streak	16 games, Brian Billigen (2012)
Recorded a 15-Game On-Base Streak	26 games, Adam Saks (2019)
Recorded a 20-Game On-Base Streak	26 games, Adam Saks (2019)
Recorded a 30-Game On-Base Streak	40 games, Nathan Ford (2009)
Recorded a 30-Game On-Base Streak	40 games, Nathan Ford (2009)

A CORNELL PITCHER...

Threw a 7-Inning No-Hitter	Connor Kaufmann, vs. Dartmouth (4/1/12 - W, 2-0)
Threw a 9-Inning No-Hitter	Larry Rafalski, vs. Hartwick (4/25/68 - W, 7-0)
Threw a Perfect Game	Gary Gronowski, vs. Oneonta (5/11/76 - W, 1-0) - 7-inning game
Threw a 7-Inning Complete Game	Tim Willittes, vs. Penn (4/22/17 - G1 - L, 0-5)
Threw a 7-Inning Complete Game Shutout	Brian McAfee, vs. Princeton (4/26/15 - G1 - W, 10-0)
Threw a 9-Inning Complete Game	Luke Yacinich, at Brown (5/7/22 - G1 - W, 3-0) - 111 pitches
Threw a 9-Inning Complete Game Shutout	Luke Yacinich, at Brown (5/7/22 - G1 - W, 3-0) - 111 pitches
Pitched 3+ Scoreless Innings of Relief	Spencer Edwards (3.0 IP), at VCU (3/11/22 - L, 5-10) - 48 pitches
Pitched 3+ Hitless Innings of Relief	Spencer Edwards (3.0 IP), at VCU (3/11/22 - L, 5-10) - 48 pitches
Pitched 4+ Scoreless Innings of Relief	Kevin Cushing (4.1 IP), vs. Harvard (3/25/22 - G1 - L, 5-7) - 68 pitches
Struck out 10+ Batters	10, Justin Lewis, at Navy (3/4/17 - G2 - L, 7-8)
Struck out 11+ Batters	13, Tim Willittes, at Bucknell (3/19/16 - G2 - W, 5-2)
Struck out 12+ Batters	13, Tim Willittes, at Bucknell (3/19/16 - G2 - W, 5-2)
Struck out 13+ Batters	13, Tim Willittes, at Bucknell (3/19/16 - G2 - W, 5-2)
Struck out 14+ Batters	15, Chris Schutt, at Columbia (4/19/03)
Struck out 15+ Batters	15, Chris Schutt, at Columbia (4/19/03)

Bold denotes occurred during 2023 season

BIG RED TRENDS

CATEGORY	2023	UNDER PEPICELLI
Overall	0-12	75-132-1
Ivy League Opponents	0-0	38-65
Non-Conference Opponents	0-12	37-67-1
vs. Power 5 Opponent	0-1	2-21
vs. Non-Power 5 Opponent	0-11	35-46-1
Home	0-0	26-36-1
Away	0-10	45-90
Neutral	0-2	4-6
Day Games (before 5 p.m.)	0-12	72-126-1
Night Games (5 p.m. or later)	0-0	3-6
February	0-3	0-17
March	0-9	28-50
April	0-0	39-56-1
May	0-0	8-9
Scoring 0-2 Runs	0-2	7-60
Scoring 3-5 Runs	0-9	21-50-1
Scoring 6-9 Runs	0-1	26-21
Scoring 10-Plus Runs	0-0	21-1
Allowing 0-2 Runs	0-0	29-7
Allowing 3-5 Runs	0-2	28-28-1
Allowing 6-9 Runs	0-4	16-55
Allowing 10-Plus Runs	0-6	2-42
Leading after Six Innings	0-1	54-10
Trailing after Six Innings	0-9	17-112
Tied after Six Innings	0-2	4-10-1
Leading after Seven Innings	0-1	47-6
Trailing after Seven Innings	0-10	11-101
Tied after Seven Innings	0-1	6-7-1
Leading after Eight Innings	0-1	50-3
Trailing after Eight Innings	0-11	5-105
Tied after Eight Innings	0-0	7-6-1
Big Red with No Home Runs	0-6	36-87
Big Red Hit a Home Run	0-6	39-47-1
Hits One Home Run	0-5	26-38-1
Hits Multiple Home Runs	0-1	13-9
Big Red Are Errorless	0-2	26-32
Big Red Has an Error	0-10	49-98-1
Commits One Error	0-4	27-35-1
Commits Multiple Errors	0-6	22-65
Out-hit Opponent	0-0	58-15
Out-hit by Opponent	0-12	13-109-1
Hits are Equal	0-0	4-8
Big Red Scores First	0-7	48-45-1
Opponent Scores First	0-5	27-87
Extra-Inning Games	0-0	6-9-1
One-Run Games	0-1	21-26
Two-Run Games	0-1	13-21
Five-Plus-Run Games	0-8	17-63
Shutouts	0-0	6-15

Overall0-12

Home0-0

Away0-10

Neutral0-2

Ivy League0-0

2023 CORNELL BATTING STATISTICS

PLAYER	AVG	GP	GS	AB	R	H	2B	3B	HR	RBI	TB	SLG%	BB	HBP	SO	GDP	OB%	SF	SH	SB	ATT
1 John Quinlan	.281	10	8	32	8	9	1	1	1	7	15	.469	5	1	8	0	.375	2	0	1	3
15 Sam Kaplan	.255	12	12	47	3	12	3	0	0	2	15	.319	4	0	18	1	.314	0	0	1	1
11 Wils Guy	.229	11	10	35	4	8	0	0	1	3	11	.314	4	0	7	0	.308	0	4	2	3
7 Max Jensen	.214	12	12	42	5	9	2	0	0	6	11	.262	9	1	8	0	.358	1	0	2	2
2 Matt Barnhorst	.211	12	12	38	6	8	1	0	1	4	12	.316	3	2	14	1	.289	2	1	4	5
18 TJ Swidorski	.200	9	9	30	5	6	2	0	1	4	11	.367	4	0	12	0	.294	0	1	1	1
22 Jakobi Davis	.176	11	10	34	2	6	2	0	1	5	11	.324	7	0	12	1	.317	0	1	2	5
12 Ryan Porter	.167	12	9	30	2	5	2	0	0	1	7	.233	3	1	12	0	.265	0	0	2	2
3 Ryan Ross	.118	9	6	17	4	2	0	0	1	4	5	.294	7	0	8	1	.375	0	0	0	0
21 Elijah Diaz	.250	4	0	4	0	1	0	0	0	0	1	.250	0	0	2	1	.250	0	0	0	0
6 Kyle Musser	.238	6	6	21	3	5	1	0	0	4	6	.286	2	0	6	1	.304	0	0	1	2
40 Nathan Waugh	.174	7	7	23	3	4	0	0	1	2	7	.304	5	0	12	0	.321	0	0	0	0
30 Joe Hollerbach	.091	4	4	11	3	1	0	0	1	3	4	.364	1	1	6	0	.231	0	0	0	0
4 Caden Wildman	.091	5	2	11	1	1	1	0	0	1	2	.182	0	0	8	0	.091	0	0	0	0
13 Shane Russell	.000	3	0	5	0	0	0	0	0	0	0	.000	0	0	4	0	.000	0	0	0	0
25 Beck Urofsky	.000	8	1	3	0	0	0	0	0	0	0	.000	1	1	0	0	.400	0	0	0	0
TOTALS	.201	12	12	383	49	77	15	1	8	46	118	.308	55	7	137	6	.309	5	7	16	24
OPPONENTS	.311	12	12	379	110	118	20	0	12	95	174	.459	77	27	77	6	.454	6	5	33	42

2023 CORNELL PITCHING STATISTICS

PLAYER	ERA	W	L	APP	GS	CG	SHO	CBO	SV	IP	H	R	ER	BB	SO	2B	3B	HR	AB	BAA	WP	HBP	BK	SFA	SHA
32 Carson Mayfield	6.46	0	0	5	0	0	0	0	0	15.1	21	16	11	2	14	2	0	3	64	.328	2	3	0	1	1
28 Spencer Edwards	6.89	0	2	7	0	0	0	0	0	15.2	11	14	12	13	14	1	0	0	56	.196	1	3	0	2	0
34 Von Baker	7.47	0	2	4	4	0	0	0	0	15.2	18	16	13	12	14	3	0	1	59	.305	5	6	0	0	1
20 Ethan Hamill	8.47	0	3	4	4	0	0	0	0	17.0	27	17	16	9	10	3	0	4	70	.386	1	4	0	1	0
19 Noah Keller	10.54	0	2	5	4	0	0	0	0	13.2	15	17	16	15	14	3	0	2	55	.273	2	5	0	0	0
45 August Biben	0.00	0	0	3	0	0	0	0	0	2.1	2	0	0	2	0	0	0	0	7	.286	0	1	2	0	0
17 William Stephens	0.00	0	0	2	0	0	0	0	0	2.0	1	0	0	2	1	1	0	0	6	.167	0	1	0	0	0
5 Chris Ellison	2.70	0	0	3	0	0	0	0	0	3.1	2	2	1	3	1	0	0	0	12	.167	0	0	0	0	0
12 Ryan Porter	5.40	0	0	4	0	0	0	0	0	3.1	2	2	2	2	2	1	0	0	9	.222	0	1	0	1	1
16 Will Long	13.50	0	0	2	0	0	0	0	0	1.1	1	2	2	3	1	1	0	0	4	.250	2	0	0	0	1
25 Beck Urofsky	20.25	0	3	7	0	0	0	0	0	6.2	16	19	15	10	5	4	0	2	34	.471	2	1	0	1	1
9 Story Kimura	81.00	0	0	2	0	0	0	0	0	0.1	0	3	3	3	1	0	0	0	1	.000	1	1	0	0	0
42 Josh Shea	∞	0	0	1	0	0	0	0	0	0.0	2	2	2	1	0	1	0	0	2	1.000	0	1	0	0	0
TOTALS	8.66	0	12	49	12	0	0	0	0	96.2	118	110	93	77	77	20	0	12	379	.311	16	27	2	6	5
OPPONENTS	3.50	12	0	41	12	0	0	0	2	108.0	77	49	42	55	137	15	1	8	383	.201	12	7	0	5	7

2023 INDIVIDUAL AND TEAM GAME HIGHS

INDIVIDUAL GAME HIGHS

BATTING

At-Bats	6, Max Jensen, at VCU (3/10)
Runs Scored	3, John Quinlan, at George Mason (3/19)
Hits	3, (2x), Last: John Quinlan, at George Mason (3/19)
Runs Batted In	3, (3x), Last: Joe Hollerbach, at George Mason (3/18 - G1)
Doubles	2, (2x), Last: TJ Swidorski, at #5 Wake Forest (3/5)
Triples	—
Home Runs	1, (8x), Last: Wils Guy, at George Mason (3/18 - G2)
Walks Drawn	2, (6x), Last: Kyle Musser, at George Mason (3/18 - G2)
Strikeouts	4, Jakobi Davis, at James Madison (2/26)
Sacrifice Bunts	2, Wils Guy, at George Mason (3/19)
Sacrifice Flies	1, (5x), Last: John Quinlan & Matt Barnhorst, at George Mason (3/18 - G2)
Stolen Bases	2, (2x), Last: Matt Barnhorst, at VCU (3/11)
Hit by Pitches	1, (7x), Last: Max Jensen & Matt Barnhorst, at George Mason (3/18 - G1)
Caught Stealing	1, (6x), Last: Wils Guy & Jakobi Davis, at VCU (3/12)

PITCHING

Innings Pitched	6.0, Ethan Hamill, at George Mason (3/18 - G2)
Runs Allowed	9, Beck Urofsky, at George Mason (3/19)
Earned Runs	8, Ethan Hamill, at VCU (3/11)
Walks Issued	5, (3x), Last: Von Baker, at #5 Wake Forest (3/5)
Strikeouts	6, Von Baker, at James Madison (2/26)
Hits Allowed	11, Ethan Hamill, at VCU (3/11)
Doubles Allowed	2, Ethan Hamill, at George Mason (3/18 - G2)
Triples Allowed	—
Home Runs Allowed	2, (2x), Last: Ethan Hamill & Carson Mayfield, vs. Purdue Fort Wayne (3/4)
Wild Pitches	3, Von Baker, at George Mason (3/18 - G1)
Hit Batsmen	3, (2x), Last: Noah Keller, at George Mason (3/19)

FIELDING

Putouts	11, John Quinlan, at VCU (3/12)
Assists	5, (4x), Last: Ryan Porter, at George Mason (3/18 - G2)
Errors	2, Ryan Porter, at VCU (3/12)
Passed Balls	1, (3x), Last: John Quinlan, at VCU (3/12)

TEAM GAME HIGHS

BATTING

At-Bats	39, at VCU (3/10)
Runs Scored	9, at VCU (3/10)
Hits	13, at VCU (3/10)
Runs Batted In	8, at VCU (3/10)
Doubles	2, (5x), Last: at George Mason (3/19)
Triples	1, at VCU (3/11)
Home Runs	3, at James Madison (2/26)
Walks Drawn	8, at VCU (3/10)
Strikeouts	18, at George Mason (3/19)
Sacrifice Bunts	2, at George Mason (3/19)
Sacrifice Flies	2, at George Mason (3/18 - G2)
Stolen Bases	3, (2x), Last: at George Mason (3/18 - G1)
Hit by Pitches	2, (3x), Last: at George Mason (3/18 - G1)
Caught Stealing	2, at VCU (3/12)
Hit into Double Plays	2, at #5 Wake Forest (3/5)
Runners Left on Base	12, at VCU (3/10)

PITCHING

Innings Pitched	8.2, at James Madison (2/26)
Hits Allowed	15, at George Mason (3/19)
Runs Allowed	13, at VCU (3/10)
Earned Runs	13, at VCU (3/10)
Walks Issued	11, at #5 Wake Forest (3/5)
Strikeouts	11, at VCU (3/12)
Doubles Allowed	3, at George Mason (3/19)
Triples Allowed	—
Home Runs Allowed	4, vs. Purdue Fort Wayne (3/4)
Wild Pitches	5, at George Mason (3/18 - G1)
Hit Batsmen	6, at George Mason (3/19)

FIELDING

Putouts	26, at James Madison (2/26)
Assists	14, at George Mason (3/18 - G2)
Errors	4, at James Madison (2/24)
Passed Balls	1, (3x), Last: at VCU (3/12)
Double Plays Turned	3, (2x), Last: at VCU (3/10)

2023 CORNELL BASEBALL UNI WATCH




HAT: Red hat with red 'C'
JERSEY: White with red Cornell
PANTS: White with single red stripe



HAT: Red hat with red 'C'
JERSEY: Gray with red Cornell
PANTS: Gray with single red stripe

HOME RECORD: 0-0 (.000)
ROAD RECORD: 0-6 (.000)
NEUTRAL RECORD: 0-2 (.000)
RUNS SCORED: 35 (4.4 AVG)



HAT: White hat with red 'C', red brim
JERSEY: Red with white Cornell
PANTS: White with single red stripe

HOME RECORD: 0-0 (.000)
ROAD RECORD: 0-4 (.000)
NEUTRAL RECORD: 0-0 (.000)
RUNS SCORED: 14 (3.5 AVG)














DATE OPPONENT SCORE














DATE OPPONENT SCORE

DATE OPPONENT SCORE


















2/24	at James Madison	L, 5-11
2/26	at James Madison	L, 5-7
3/3	vs. Ball State	L, 2-5
3/4	vs. Purdue Fort Wayne	L, 3-6
3/10	at VCU	L, 9-14
3/12	at VCU	L, 3-9
3/18 (1)	at George Mason	L, 5-10
3/18 (2)	at George Mason	L, 3-4

2/25	at James Madison	L, 2-9
3/5	at #5 Wake Forest	L, 3-10
3/11	at VCU	L, 5-10
3/19	at George Mason	L, 4-15

2023 GAME-BY-GAME BATTING STATISTICS																							
DATE	OPPONENT	AB	R	H	RBI	2B	3B	HR	TB	BB	IBB	SB	CS	HBP	SAC	SF	GDP	SO	PO	A	E	LOB	AVG
2/24	 at James Madison	33	5	7	5	2	0	1	12	6	0	1	0	1	0	1	1	8	24	11	4	9	.212
2/25	 at James Madison	34	2	7	2	1	0	1	11	5	0	0	1	0	0	0	1	8	24	8	2	10	.209
2/26	 at James Madison	32	5	7	5	0	0	3	16	3	0	2	1	2	1	0	0	13	26	7	1	6	.212
3/3	 vs. Ball State	27	2	2	2	1	0	0	3	6	0	0	1	0	1	0	0	10	24	9	1	4	.183
3/4	 vs. Purdue Fort Wayne	31	3	6	3	2	0	1	11	4	0	0	1	0	0	0	1	15	24	11	0	5	.185
3/5	 at Wake Forest	29	3	5	3	2	0	0	7	2	0	0	0	2	0	1	2	15	24	7	1	4	.183
3/10	 at VCU	39	9	13	8	2	0	0	15	8	0	3	1	0	1	0	0	11	24	7	2	12	.209
3/11	 at VCU	33	5	7	5	1	1	0	10	4	0	2	0	0	1	1	0	9	24	7	2	7	.209
3/12	 at VCU	33	3	7	2	1	0	0	8	4	0	1	2	0	1	0	0	9	24	6	3	8	.210
3/18	 at George Mason	33	5	5	5	1	0	1	9	3	0	3	0	2	0	0	0	14	24	10	0	6	.204
3/18	 at George Mason	26	3	4	3	0	0	1	7	5	0	2	1	0	0	2	1	7	24	14	1	3	.200
3/19	 at George Mason	33	4	7	3	2	0	0	9	5	0	2	0	0	2	0	0	18	24	11	3	9	.201
	TOTALS	383	49	77	46	15	1	8	118	55	0	16	8	7	7	5	6	137	290	108	20	83	

2023 GAME-BY-GAME PITCHING STATISTICS																							
DATE	OPPONENT	IP	H	R	ER	BB	SO	2B	3B	HR	WP	BK	HBP	DP	IBB	SCORE	W	L	SV	ERA	WHIP	BB/9	SO/9
2/24	 at James Madison	8.0	9	11	8	9	4	0	0	1	1	2	1	0	0	5-11	0	1	0	9.00	2.25	10.13	4.50
2/25	 at James Madison	8.0	9	9	9	10	6	2	0	1	0	0	1	0	0	2-9	0	2	0	10.13	2.31	10.69	5.63
2/26	 at James Madison	8.2	9	7	6	7	7	2	0	1	0	0	1	0	0	5-7	0	3	0	8.39	2.15	9.49	6.20
3/3	 vs. Ball State	8.0	6	5	4	6	5	2	0	0	0	0	0	1	0	2-5	0	4	0	7.44	1.99	8.82	6.06
3/4	 vs. Purdue Fort Wayne	8.0	10	6	5	4	5	1	0	4	0	0	0	0	0	3-6	0	1	0	7.08	1.94	7.97	5.98
3/5	 at Wake Forest	8.0	8	10	9	11	8	1	0	1	3	0	1	3	0	3-10	0	6	0	7.58	2.01	8.69	6.47
3/10	 at VCU	8.0	16	14	13	10	9	2	0	1	2	0	5	3	0	9-14	0	7	0	8.58	2.19	9.05	6.99
3/11	 at VCU	8.0	12	10	10	4	7	1	0	1	1	0	4	1	0	5-10	0	8	0	8.91	2.16	8.49	7.10
3/12	 at VCU	8.0	8	9	6	6	11	2	0	0	2	0	3	1	0	3-9	0	9	0	8.67	2.12	8.30	7.68
3/18	 at George Mason	8.0	10	10	10	2	6	2	0	2	5	0	3	0	0	5-10	0	1	0	8.93	2.06	7.70	7.59
3/18	 at George Mason	8.0	8	4	3	3	3	2	0	0	0	0	2	1	0	3-4	0	1	0	8.42	2.00	7.31	7.21
3/19	 at George Mason	8.0	13	15	10	5	6	3	0	0	2	0	6	1	0	4-15	0	1	0	8.66	2.02	7.17	7.17
	TOTALS	96.2	118	110	93	77	77	20	0	12	16	2	27	10	0	49-110	0	12	0				

GAME-BY-GAME INFORMATION

DATE	OPPONENT	TIME/ RESULT	CORNELL				OPPONENTS										Win	Loss	Save	TIME	ATT
			R	H	E	LOB	R	H	E	LOB	REC	IVY	POS								
2/24	 at James Madison	L, 5-11	5	7	4	9	11	9	2	9	0-1	—	—	Scully (1-0)	Keller (0-1)	◀ —				2:53	413
2/25	 at James Madison	L, 2-9	2	7	2	10	9	9	2	8	0-2	—	—	Murphy (1-0)	Hamill (0-1)	◀ —				2:50	188
2/26	 at James Madison	L, 5-7	5	7	1	6	7	9	0	7	0-3	—	—	Kleinfelter (1-0)	Urofsky (0-1)	◀ —				2:46	473
3/3	 vs. Ball State	L, 2-5	2	2	1	4	5	6	0	5	0-4	—	—	Hartlaub (1-2)	Urofsky (0-2)	◀ —				2:31	157
3/4	 vs. Purdue Fort Wayne	L, 3-6	3	6	0	5	6	10	0	6	0-5	—	—	Deany (1-1)	Hamill (0-2)	◀ Fine (1)				2:13	167
3/5	 at Wake Forest	L, 3-10	3	5	1	4	10	8	0	7	0-6	—	—	Hartle (3-0)	Baker (0-1)	◀ —				2:30	1,245
3/10	 at VCU	L, 9-14	9	13	2	12	14	16	2	14	0-7	—	—	Ellis (1-2)	Keller (0-2)	◀ —				3:28	500
3/11	 at VCU	L, 5-10	5	7	2	7	10	12	1	10	0-8	—	—	Gladden (1-0)	Hamill (0-3)	◀ —				2:33	200
3/12	 at VCU	L, 3-9	3	7	3	8	9	8	2	8	0-9	—	—	Delane (1-2)	Edwards (0-1)	◀ —				2:33	250
3/18	 at George Mason	L, 5-10	5	5	0	6	10	10	3	3	0-10	—	—	Shields (4-0)	Baker (0-2)	◀ —				2:37	—
3/18	 at George Mason	L, 3-4	3	4	1	3	4	8	0	6	0-11	—	—	Stewart (1-1)	Edwards (0-2)	◀ Edmonds (1)				—	191
3/19	 at George Mason	L, 4-15	4	7	3	9	15	13	1	10	0-12	—	—	Martins (1-1)	Urofsky (0-3)	◀ —				—	117
3/25	 at Yale	11:30 a.m.																			
3/25	 at Yale	2:30 p.m.																			
3/26	 at Yale	12 p.m.																			
4/1	 at Columbia	11:30 a.m.																			
4/1	 at Columbia	2:30 p.m.																			
4/2	 at Columbia	12 p.m.																			
4/4	 ITHACA	3:30 p.m.																			
4/8	 BROWN	11:30 a.m.																			
4/8	 BROWN	2:30 p.m.																			
4/9	 BROWN	12 p.m.																			
4/11	 at Binghamton	6:30 p.m.																			
4/15	 at Harvard	11:30 a.m.																			
4/15	 at Harvard	2:30 p.m.																			
4/16	 at Harvard	12 p.m.																			
4/18	 BINGHAMTON	3:30 p.m.																			
4/22	 PRINCETON	11:30 a.m.																			
4/22	 PRINCETON	2:30 p.m.																			
4/23	 PRINCETON	12 p.m.																			
4/28	 PENN	11:30 a.m.																			
4/29	 PENN	2:30 p.m.																			
4/29	 PENN	12 p.m.																			
5/2	 at Binghamton	6:30 p.m.																			
5/6	 at Dartmouth	11:30 a.m.																			
5/6	 at Dartmouth	2:30 p.m.																			
5/7	 at Dartmouth	12 p.m.																			

2023 CORNELL BASEBALL TV / PHOTO ROSTER



1

JOHN QUINLAN
C/OF | R/R | So. | 5'9" | 180
Rancho Santa Margarita, Calif.



2

MATT BARNHORST
INF/OF | R/R | Jr. | 6'0" | 195
Ponte Vedra Beach, Fla.



3

RYAN ROSS
INF | R/R | Sr. | 6'0" | 195
Elmhurst, Ill.



4

CADEN WILDMAN
OF | R/R | Fr. | 6'3" | 215
Woodbury, Minn.



5

CHRIS ELLISON
RHP | R/R | So. | 6'0" | 190
Howell, N.J.



6

KYLE MUSSER
OF | R/R | So. | 5'10" | 182
Lititz, Pa.



7

MAX JENSEN
INF | L/R | So. | 6'2" | 190
Burke, Va.



8

FRANCO ALONSO
INF | R/R | Sr. | 6'2" | 195
Pasadena, Calif.



9

STORY KIMURA
RHP | R/R | Jr. | 6'0" | 175
Dallas, Texas



11

WILS GUY
OF | R/R | Sr. | 5'10" | 165
San Luis Obispo, Calif.



12

RYAN PORTER
INF | R/R | So. | 6'0" | 185
Houston, Texas



13

SHANE RUSSELL
1B | R/R | Sr. | 6'2" | 220
Matthews, N.C.



15

SAM KAPLAN
OF | R/R | Sr. | 6'1" | 210
Las Vegas, Nev.



16

WILL LONG
RHP | R/R | So. | 6'0" | 170
Great Falls, Va.



17

WILLIAM STEPHENS
RHP | R/R | Jr. | 6'2" | 205
Stone Mountain, Ga.



18

TJ SWIDORSKI
INF | R/R | Fr. | 6'0" | 185
Woodbury, Minn.



19

NOAH KELLER
LHP | L/L | Fr. | 6'1" | 210
Goodrich, Mich.



20

ETHAN HAMILL
RHP | R/R | Fr. | 6'3" | 200
Chester, Va.



21

ELIJAH DIAZ
OF | L/L | Sr. | 5'8" | 181
Bronx, N.Y.



22

JAKOBI DAVIS
OF | L/L | So. | 6'4" | 210
Sarasota, Fla.



23

BRADEN MACK
C/RHP | R/R | Jr. | 6'2" | 210
Woodbridge, Va.



25

BECK UROFSKY
INF/RHP | R/R | Fr. | 6'4" | 225
Silver Spring, Md.



26

TOM CLANCY
RHP | R/R | So. | 6'1" | 190
Westfield, N.J.



28

SPENCER EDWARDS
LHP | L/L | Sr. | 6'3" | 190
Rancho Santa Margarita, Calif.



30

JOE HOLLERBACH
INF | R/R | Sr. | 6'3" | 215
Orinda, Calif.



31

JOHN GERFEN
LHP | R/L | Fr. | 6'0" | 195
Brewster, N.Y.



32

CARSON MAYFIELD
RHP | R/R | Fr. | 6'5" | 200
Annandale, Va.



34

VON BAKER
RHP | R/R | Jr. | 6'7" | 235
St. Johnsville, N.Y.



36

MATTHEW WALTERS
OF/RHP | R/R | Fr. | 5'11" | 195
Granbury, Texas



37

WILLIAM JAUN
1B/LHP | L/L | So. | 6'3" | 225
Loveland, Ohio



40

NATHAN WAUGH
C | R/R | Jr. | 6'5" | 230
Placentia, Calif.



42

JOSH SHEA
RHP | R/R | Fr. | 5'11" | 175
Cortlandt Manor, N.Y.



45

AUGUST BIBEN
RHP | R/R | Sr. | 6'0" | 230
New York, N.Y.



24

DAN PEPICELLI
Head Coach
8th Season



14

TOM FORD
Associate Head Coach
15th Season



27

JOHN TOPPA
Assistant Coach
2nd Season



44

JUSTIN DEVOID
Volunteer Assistant Coach
1st Season