



# 2023 BASEBALL GAME NOTES

CORNELLBIGRED.COM ▶ @CORNELLBASEBALL ▶ @CORNELLSPORTS ▶ @IVYLEAGUE ▶ #YELLCORNELL

GAMES 10-12 • AT GEORGE MASON • SPUHLER FIELD • FAIRFAX, VA.

## CORNELL BIG RED

0-9 0-0  
OVERALL IVY LEAGUE

**DAN PEPICELLI**  
HEAD COACH, 19<sup>TH</sup> SEASON  
**75-129-1 (.368)**  
AT CORNELL, 8<sup>TH</sup> SEASON



## GEORGE MASON PATRIOTS

8-8 0-0  
OVERALL ATLANTIC 10

**SHAWN CAMP**  
HEAD COACH, 1<sup>ST</sup> SEASON  
**8-8 (.500)**  
AT GEORGE MASON, 1<sup>ST</sup> SEASON



## PROBABLE PITCHING MATCHUPS

### GAME 1

SATURDAY (DH) • 11 A.M.



RHP Von Baker (0-1, 4.61)  
LHP Ben Shields (3-0, 1.71)

### GAME 2

SATURDAY (DH) • APPROX. 2:30 P.M.



RHP Ethan Hamill (0-3, 12.27)  
RHP Chad Gartland (2-0, 1.71)

### GAME 3

SUNDAY • 1 P.M.



TBA  
LHP Konner Eaton (1-0, 0.00)

## FIRST PITCH

▶ The Cornell baseball team returns to the Commonwealth of Virginia in a final tune-up for Ivy League play when it plays George Mason at Spuhler Field this weekend in Fairfax, Va.

## LAST WEEKEND REWIND

- ▶ Cornell was swept in its three-game series against VCU last weekend at the The Diamond in Richmond, Va.
- ▶ Senior outfielders **SAM KAPLAN** and **WILS GUY**, as well as junior infielder **MATT BARNHORST** all had four-hit weekends for the Big Red. Sophomore **JOHN QUINLAN**, Barnhorst, and sophomore infielder **MAX JENSEN** all scored three runs in the trio of setbacks for Cornell.
- ▶ Despite being the losing pitcher in last Sunday's contest, senior left-handed pitcher **SPENCER EDWARDS** struck out eight VCU batters over 5.2 innings of relief in a pair of outings.

## TOUGH TO TOUCH

- ▶ Over five relief outings so far this season, senior left-handed pitcher **SPENCER EDWARDS** has been tough to touch so far this season.
- ▶ Edwards enters this weekend with opponents batting just .170 off of him (eight hits on 47 at-bats), which paces the Ivy League and ranks 84th nationally, through games completed this Monday.
- ▶ Last weekend, Edwards allowed three hits in his 5.2 innings of relief against VCU. He previously did not concede a hit in his previous 7.1 innings of work over three outings.

## 20 YEARS | 334 MILES | 7 MEETINGS

- ▶ Cornell and George Mason have played seven times prior to this weekend's series. The Patriots have a slight 4-3 edge in the all-time series, despite Cornell winning three of the last five contests.
- ▶ The Big Red took two of three games from the Patriots in its last series in Fairfax during the 2017 campaign.
- ▶ Cornell is playing its second consecutive Atlantic 10 opponent after playing VCU last weekend in Richmond, Va.
- ▶ It is the first time the Big Red are playing multiple opponents from the Atlantic 10 since 2019. That year, the Big Red played a three-game series against VCU and single games against Fordham — at a neutral site in Towson, Md. — and twice against St. Bonaventure. Cornell went 2-4 in those contests, with the victories coming against Fordham, 1-0, and St. Bonaventure, 8-1.

## IVY LEAGUE LEADERS

BATTING AVERAGE AGAINST LEADERS  
Among Ivy League Pitchers (through 3/13/23)

PLAYER	H	AB	AVG
▶ <b>Spencer Edwards</b>	8	47	.170
<b>Owen Coady</b>	10	55	.182
<b>Justin Kim</b>	9	44	.205
<b>Andy Leon</b>	12	54	.222
<b>David Shoemaker</b>	10	44	.227

## 2023 SCHEDULE

DATE OPPONENT TV TIME/RESULT

### FEBRUARY (0-3)

2/24	AT JAMES MADISON		L, 5-11
2/25	AT JAMES MADISON		L, 2-9
2/26	AT JAMES MADISON		L, 5-7

### MARCH (0-6)

3/3	VS. BALL STATE		L, 2-5
3/4	VS. PURDUE FORT WAYNE		L, 3-6
3/5	AT #5 WAKE FOREST		L, 3-10
3/10	AT VCU		L, 9-14
3/11	AT VCU		L, 5-10
3/12	AT VCU		L, 3-9
3/18	AT GEORGE MASON (DH)		11 A.M.
3/18	AT GEORGE MASON (DH)		2:30 P.M.
3/19	AT GEORGE MASON		1 P.M.
3/25	AT YALE* (DH)		11:30 A.M.
3/25	AT YALE* (DH)		2:30 P.M.
3/26	AT YALE*		12 P.M.

### APRIL

4/1	AT COLUMBIA* (DH)		11:30 A.M.
4/1	AT COLUMBIA* (DH)		2:30 P.M.
4/2	AT COLUMBIA*		12 P.M.
4/4	ITHACA		3:30 P.M.
4/8	BROWN* (DH)		11:30 A.M.
4/8	BROWN* (DH)		2:30 P.M.
4/9	BROWN*		12 P.M.
4/11	AT BINGHAMTON		6:30 P.M.
4/15	AT HARVARD* (DH)		11:30 A.M.
4/15	AT HARVARD* (DH)		2:30 P.M.
4/16	AT HARVARD*		12 P.M.
4/18	BINGHAMTON		3:30 P.M.
4/22	PRINCETON* (DH)		11:30 A.M.
4/22	PRINCETON* (DH)		2:30 P.M.
4/23	PRINCETON*		12 P.M.
4/29	PENN* (DH)		11:30 A.M.
4/29	PENN* (DH)		2:30 P.M.
4/30	PENN*		12 P.M.

### MAY

5/2	AT BINGHAMTON		6:30 P.M.
5/6	AT DARTMOUTH* (DH)		11:30 A.M.
5/6	AT DARTMOUTH* (DH)		2:30 P.M.
5/7	AT DARTMOUTH*		12 P.M.

## 2023 IVY LEAGUE CHAMPIONSHIP SERIES

5/19 - 5/21	TBD		TBA
-------------	-----	--	-----

\* - Denotes Ivy League contest  
Bold Red CAPS denotes home game  
All game times Eastern, subject to change





## MEDIA CONTACT

### MARSHALL HAIM

Assistant Director of Athletic Communications

✉ mh2348@cornell.edu  
☎ (716) 465-4945 (mobile)

All-Time vs. George Mason		3-4
in Ithaca, N.Y.		0-0
in Fairfax, Va.		3-4
LAST 5 GAMES VS. GEORGE MASON		
DATE	H/A	SCORE
4/2/14 (1)	A	3-2
4/2/14 (2)	A	1-2
3/10/17	A	7-3
3/11/17	A	4-11
3/12/17	A	9-3

POSITIONAL ROSTER

PITCHERS (13)

#	NAME	POS	HT	WT	YR	B/T	HOMETOWN	HIGH SCHOOL
5	Chris Ellison	RHP	6-0	190	So.	R/R	Howell, N.J.	Howell HS
9	Story Kimura	RHP	6-0	175	Jr.	R/R	Dallas, Texas	The Lawrenceville School (N.J.)
16	Will Long	RHP	6-0	170	So.	R/R	Great Falls, Va.	Langley HS
17	William Stephens	RHP	6-2	205	Jr.	R/R	Stone Mountain, Ga.	Marist HS
19	Noah Keller	LHP	6-1	210	Fr.	L/L	Goodrich, Mich.	Goodrich HS
20	Ethan Hamill	RHP	6-3	200	Fr.	R/R	Chester, Va.	Thomas Dale HS
26	Tom Clancy	RHP	6-1	190	So.	R/R	Westfield, N.J.	Newark Academy
28	Spencer Edwards	LHP	6-3	190	Sr.	L/L	Rancho Santa Margarita, Calif.	Santa Margarita Catholic
31	John Gerfen	LHP	6-0	195	Fr.	R/L	Brewster, N.Y.	Brewster HS
32	Carson Mayfield	RHP	6-5	200	Fr.	R/R	Annandale, Va.	Bishop O'Connell HS
34	Von Baker	RHP	6-7	235	Jr.	R/R	St. Johnsville, N.Y.	Oppenheim-Ephratah-St. Johnsville HS
42	Josh Shea	RHP	5-11	175	Fr.	R/R	Cortlandt Manor, N.Y.	Hendrick Hudson HS
45	August Biben	RHP	6-0	230	Sr.	R/R	New York, N.Y.	Riverdale County School

CATCHERS (3)

#	NAME	POS	HT	WT	YR	B/T	HOMETOWN	HIGH SCHOOL
1	John Quinlan	C/OF	5-9	180	So.	S/R	Menlo Park, Calif.	Menlo-Atherton HS
23	Braden Mack	C/RHP	6-2	210	Jr.	R/R	Woodbridge, Va.	Potomac HS
40	Nathan Waugh	C	6-5	230	Jr.	R/R	Placentia, Calif.	Yorba Linda HS

INFELDERS (10)

#	NAME	POS	HT	WT	YR	B/T	HOMETOWN	HIGH SCHOOL
2	Matt Barnhorst	INF/OF	6-0	195	Jr.	R/R	Ponte Vedra Beach, Fla.	Ponte Vedra HS
3	Ryan Ross	INF	6-0	195	Sr.	R/R	Elmhurst, Ill.	York Community HS
7	Max Jensen	INF	6-2	190	So.	L/R	Burke, Va.	Lake Braddock Secondary
8	Franco Alonso	INF	6-2	195	Sr.	R/R	Pasadena, Calif.	Polytechnic School
12	Ryan Porter	INF	6-0	185	So.	R/R	Houston, Texas	Paetow HS
13	Shane Russell	1B	6-2	220	Sr.	R/R	Matthews, N.C.	Charlotte Christian School
18	TJ Swidorski	INF	6-0	185	Fr.	R/R	Woodbury, Minn.	East Ridge HS
25	Beck Urofsky	INF/RHP	6-4	225	Fr.	R/R	Silver Spring, Md.	Bethesda-Chevy Chase HS
30	Joe Hollerbach	INF	6-3	215	Sr.	R/R	Orinda, Calif.	Miramonte HS
37	William Jaun	1B/LHP	6-3	225	So.	L/L	Loveland, Ohio	St. Xavier HS

OUTFIELDERS (7)

#	NAME	POS	HT	WT	YR	B/T	HOMETOWN	HIGH SCHOOL
4	Caden Wildman	OF	6-3	215	Fr.	R/R	Woodbury, Minn.	East Ridge HS
6	Kyle Musser	OF	5-10	182	So.	R/R	Lititz, Pa.	Manheim Township HS
11	Wils Guy	OF	5-10	165	Sr.	R/R	San Luis Obispo, Calif.	San Luis Obispo HS
15	Sam Kaplan	OF	6-1	210	Sr.	R/R	Las Vegas, Nev.	The Meadows School
21	Elijah Diaz	OF	5-8	181	Sr.	L/L	Bronx, N.Y.	All Hallows HS
22	Jakobi Davis	OF	6-4	210	So.	L/L	Sarasota, Fla.	Sarasota Riverview HS
36	Matthew Walters	OF/RHP	5-11	195	Fr.	R/R	Granbury, Texas	Granbury HS

CORNELL COACHING AND SUPPORT STAFF

Ted Thoren Head Coach of Cornell Baseball: Dan Pepicelli (SUNY Cortland '94), 8th season  
 Associate Head Coach: Tom Ford (Ithaca '79), 33rd season with program; 15th in role  
 Assistant Coach (Third Base Coach): John Toppa (UConn '19), 2nd season with program; 1st in role  
 Volunteer Assistant Coach (First Base Coach): Justin Devoid (Colby-Sawyer '17), 1st season with program  
 Athletic Trainer: Grace DeStefano, 1st season with team

NUMERICAL ROSTER

#	NAME	POS	YR
1	John Quinlan	C/OF	So.
2	Matt Barnhorst	INF/OF	Jr.
3	Ryan Ross	INF	Sr.
4	Caden Wildman	OF	Fr.
5	Chris Ellison	RHP	So.
6	Kyle Musser	OF	So.
7	Max Jensen	INF	So.
8	Franco Alonso	INF	Sr.
9	Story Kimura	RHP	Jr.
11	Wils Guy	OF	Sr.
12	Ryan Porter	INF	So.
13	Shane Russell	1B	Sr.
14	Dan Pepicelli	HC	8th
15	Sam Kaplan	OF	Sr.
16	Will Long	RHP	So.
17	William Stephens	RHP	Jr.
18	TJ Swidorski	INF	Fr.
19	Noah Keller	LHP	Fr.
20	Ethan Hamill	RHP	Fr.
21	Elijah Diaz	OF	Sr.
22	Jakobi Davis	OF	So.
23	Braden Mack	C/RHP	Jr.
24	Tom Ford	AHC	33rd
25	Beck Urofsky	INF/RHP	Fr.
26	Tom Clancy	RHP	So.
27	John Toppa	AC	2nd
28	Spencer Edwards	LHP	Sr.
30	Joe Hollerbach	INF	Sr.
31	John Gerfen	LHP	Fr.
32	Carson Mayfield	RHP	Fr.
34	Von Baker	RHP	Jr.
36	Matthew Walters	OF/RHP	Fr.
37	William Jaun	1B/LHP	So.
40	Nathan Waugh	C	Jr.
42	Josh Shea	RHP	Fr.
44	Justin Devoid	VAC	1st
45	August Biben	RHP	Sr.

PRONUNCIATION GUIDE

#	NAME	PRONUNCIATION
6	Kyle Musser	MUSS-er
9	Story Kimura	kih-MURR-uh
15	Sam Kaplan	CAP-lynn
18	TJ Swidorski	swi-DOOR-skee
22	Jakobi Davis	juh-CO-bee
25	Beck Urofsky	YUHR-off-skee
30	Joe Hollerbach	HAHL-err-back
31	John Gerfen	guhr-fin
37	William Jaun	jon
40	Nathan Waugh	WAH
45	August Biben	BYE-bin
HC	Dan Pepicelli	pep-i-SELL-ee
AC	John Toppa	TOE-puh
VAC	Justin Devoid	dih-VOID

## SATURDAY'S GAME ONE PROBABLE STARTING PITCHER



# VON BAKER RHP #34

**2023 STATS: 0-1, 4.61 ERA, 13.2 IP, 10 BB, 13 SO**
**Height / Weight:** 6-7 / 235 lbs.

**Hometown:** St. Johnsville, N.Y.

**High School:** Oppenheim-Ephratah-St. Johnsville HS

**Bats/Throws:** R/R

**Year:** Junior

## NEWS &amp; NOTES ON BAKER

- Faced a high-powered Wake Forest offense last Sunday, allowing six runs (five earned) on five hits over four innings of work ... issued five walks and struck out three in the outing
- Six strikeouts in season debut at James Madison matched his career high when he pitched a career-high 6.1 innings on March 25, 2022 vs. Harvard.
- Baker made 12 appearances (four starts) in first collegiate season last year after his freshman season in 2021 was canceled due to COVID-19 pandemic.

## 2023 GAME LOG (2 G/2 GS/0 QS)

Date	W-L	SCORE	IP	H	R	ER	HR	BB	SO	P/K	LEFT
2/26	ND	5-7	5.2	4	1	1	0	3	6	92/53	5-1
3/5	L	3-10	4.0	5	6	5	0	5	3	84/41	1-6
3/12	ND	3-9	4.0	3	3	1	0	2	4	85/43	2-3
<b>TOTALS</b>	<b>0-1</b>	<b>4.61</b>	<b>13.2</b>	<b>12</b>	<b>10</b>	<b>7</b>	<b>0</b>	<b>10</b>	<b>13</b>	<b>261/137</b>	<b>52.5%</b>

## BIG RED RECORD IN STARTS: 0-2

## CAREER STATS

	W	L	ERA	G	GS	CG	IP	H	R	ER	HR	BB	SO	WHIP
<b>2021</b>	— NO SEASON (COVID-19 PANDEMIC) —													
<b>2022</b>	0	3	15.04	12	4	0	23.1	30	46	39	3	38	23	2.91
<b>2023</b>	0	1	4.61	3	3	0	13.2	12	10	7	0	10	13	1.61
<b>TOTALS</b>	<b>0</b>	<b>4</b>	<b>11.19</b>	<b>15</b>	<b>7</b>	<b>0</b>	<b>37.0</b>	<b>42</b>	<b>56</b>	<b>46</b>	<b>3</b>	<b>48</b>	<b>36</b>	<b>2.43</b>

## SATURDAY'S GAME TWO PROBABLE STARTING PITCHER



# ETHAN HAMILL RHP #20

**2023 STATS: 0-3, 12.27 ERA, 11.0 IP, 8 BB, 7 SO**
**Height / Weight:** 6-3 / 200 lbs.

**Hometown:** Chester, Va.

**High School:** Thomas Dale HS

**Bats/Throws:** R/R

**Year:** Freshman

## NEWS &amp; NOTES ON HAMILL

- Ended up on losing end of decision for second time of the season last Saturday ... struck out three batters while allowing six hits and three runs over four innings.
- Earned four letters in baseball at Thomas Dale HS ... named an All-Region and All-Metro selection in 2022 ... two-time district champion in 2021 and 2022.
- Awarded 2022 US Army Reserve National Scholar-Athlete Award.
- Nominated for 2022 Richmond Sports Backers Male Scholar-Athlete of the Year.

## 2023 GAME LOG (2 G/2 GS/0 QS)

Date	W-L	SCORE	IP	H	R	ER	HR	BB	SO	P/K	LEFT
2/25	L	2-9	3.0	3	4	4	1	5	0	75/38	2-4
3/4	L	3-6	4.0	6	3	3	2	2	3	67/42	0-3
3/11	L	5-10	4.0	11	8	8	1	1	4	73/38	5-8
<b>TOTALS</b>	<b>0-3</b>	<b>12.27</b>	<b>11.0</b>	<b>20</b>	<b>15</b>	<b>15</b>	<b>4</b>	<b>8</b>	<b>7</b>	<b>215/118</b>	<b>54.9%</b>

## BIG RED RECORD IN STARTS: 0-2

## CAREER STATS

	W	L	ERA	G	GS	CG	IP	H	R	ER	HR	BB	SO	WHIP
<b>2023</b>	0	3	12.27	3	3	0	11.0	20	15	15	4	8	7	2.55
<b>TOTALS</b>	<b>0</b>	<b>3</b>	<b>12.27</b>	<b>3</b>	<b>3</b>	<b>0</b>	<b>11.0</b>	<b>20</b>	<b>15</b>	<b>15</b>	<b>4</b>	<b>8</b>	<b>7</b>	<b>2.55</b>

## SUNDAY'S PROBABLE STARTING PITCHER



# TO BE ANNOUNCED

## CORNELL QUICK FACTS

## GENERAL INFORMATION

Location . . . . . Ithaca, N.Y.  
 Enrollment (2021 Undergraduate) . . . . . 15,503  
 Founded . . . . . 1865  
 Nickname . . . . . Big Red  
 School Colors . . . . . Carnelian Red (Pantone 187) and White  
 Conference . . . . . The Ivy League  
 President . . . . . Martha E. Pollack  
 Meakam\*Smith Director of Athletics . . . . . Dr. Nicki Moore  
 Athletics Website . . . . . CornellBigRed.com

## HISTORY

Seasons of Baseball . . . . . 152nd  
 First Season . . . . . 1869  
 All-Time Record (Win %) . . . . . 1740-1968-35 (.470)  
 Ivy League Regular-Season Titles (last) . . . . . 6 (2012)  
 Ivy League Championship Titles (last) . . . . . 1 (2012)  
 NCAA Tournament Appearances (last) . . . . . 2 (2012)  
 NCAA Tournament Record (Win %) . . . . . 2-4 (.333)  
 Most Consecutive NCAA Appearances . . . . . Never  
 College World Series Appearances (last) . . . . . Never  
 National Championships . . . . . None

## HOY FIELD

Year Opened (Seasons) . . . . . 1922 (101st)  
 Capacity . . . . . 500  
 All-Time Record (Win %) . . . . . 654-532-9 (.551)  
 Under Dan Pepicelli (Win %) . . . . . 25-36-1 (.411)

## BOOTH FIELD

Year Opened (Seasons) . . . . . 2023 (1st)  
 Capacity . . . . . 500  
 All-Time Record (Win %) . . . . . 0-0 (.000)  
 Under Dan Pepicelli (Win %) . . . . . 0-0 (.000)

## COACHING STAFF

Head Coach . . . . . Dan Pepicelli (Cortland '90)  
 Record at Cornell . . . . . 75-129-1 (.368)  
 Overall Record . . . . . 296-306-3 (.492)  
 Associate Head Coach . . . . . Tom Ford (Ithaca '79)  
 Assistant Coach . . . . . John Toppa (UConn '19)  
 Volunteer Assistant . . . . . Justin Devold (Colby-Sawyer '17)

## 2022 IN REVIEW

Overall Record . . . . . 11-25  
 Ivy League Record (Finish) . . . . . 5-16 (7th)  
 Home Record . . . . . 4-9  
 Road Record . . . . . 7-15  
 Neutral Record . . . . . 0-1  
 Ivy League Championship Series . . . . . Did not qualify  
 NCAA Tournament . . . . . Not selected

## 2023 TEAM INFORMATION

Returns / Lost . . . . . 24 / 11  
 Newcomers . . . . . 9  
 Fr / So / Jr / Sr . . . . . 9 / 9 / 6 / 9


## COMMUNICATIONS

Jeremy Hartigan  
 Associate Director of Athletics for Communications  
 Marshall Haim  
 Assistant Director of Athletic Communications (BB)  
 Phone . . . . . 716.465.4945  
 Email . . . . . mh2348@cornell.edu  
 Matthew Jensen  
 Assistant Director of Athletic Communications  
 Aaron Kelly  
 Communications Coordinator

Mailing Address . . . . . Cornell University Athletics  
 Teagle Hall, 512 Campus Road, Ithaca, N.Y., 14853  
 Twitter / Instagram . . . . . @CornellSports  
 Facebook . . . . . /CornellSports

#YELLCORNELL

## SCOUTING REPORT



as of 3/15/23



<b>.210</b>	<b>BATTING AVG.</b>	<b>&gt;&gt;</b>	<b>.288</b>
<b>4.11</b>	<b>RUNS</b>	<b>&gt;&gt;</b>	<b>7.19</b>
<b>1.33</b>	<b>&lt;&lt; DOUBLES</b>	<b>&gt;&gt;</b>	<b>1.13</b>
<b>0.11</b>	<b>&lt;&lt; TRIPLES</b>	<b>&gt;&gt;</b>	<b>0.06</b>
<b>0.67</b>	<b>&lt;&lt; HOME RUNS</b>	<b>&gt;&gt;</b>	<b>0.44</b>
<b>3.89</b>	<b>RBI</b>	<b>&gt;&gt;</b>	<b>5.88</b>
<b>.317</b>	<b>ON-BASE PCT.</b>	<b>&gt;&gt;</b>	<b>.375</b>
<b>.320</b>	<b>SLUGGING PCT.</b>	<b>&gt;&gt;</b>	<b>.366</b>
<b>9/16 (.563)</b>	<b>STOLEN BASES</b>	<b>&gt;&gt;</b>	<b>60/67 (.900)</b>
<b>8.67</b>	<b>ERA</b>	<b>&gt;&gt;</b>	<b>4.52</b>
<b>6.89</b>	<b>STRIKEOUTS</b>	<b>&gt;&gt;</b>	<b>8.13</b>
<b>.304</b>	<b>OPPONENT AVG.</b>	<b>&gt;&gt;</b>	<b>.260</b>
<b>2.12</b>	<b>WHIP</b>	<b>&gt;&gt;</b>	<b>1.57</b>
<b>.948</b>	<b>FIELDING PCT.</b>	<b>&gt;&gt;</b>	<b>.968</b>

## ABOUT GEORGE MASON

► George Mason enters this weekend's series with an 8-8 overall record, and having won each of its last four contests.

► The Patriots are in the midst of a 14-game homestand that began on March 4 with a four-game series against Niagara. George Mason has also entertained Georgetown, Saint Peter's, and Maine. The streak concludes on Tuesday when it welcomes William & Mary for a non-conference contest.

► James Quinn-Irons has a team-leading .436 batting average with a 1.131 OPS (.476 on-base, .655 slugging). He has a team-high three home runs. Brett Stallings has a George Mason-best 21 RBI on the year.

► The Patriots have displayed their ability to steal bases this season as George Mason's 60 stolen bases are the third-most in Division I baseball. They have at least six steals in each of its last five games.

► Shawn Camp is in his first season as the Patriots' head coach. Camp had an 11-year MLB career, playing for Kansas City, Tampa Bay, Toronto, the Chicago Cubs, and Philadelphia.

## WAUGH(TCH) LIST

► Junior catcher **NATHAN WAUGH** was one of 65 players named to the watch list for the 2023 Buster Posey National Collegiate Catcher of the Year Award, it was announced by the Wichita Sports Commission last Friday (March 3).

► Waugh, the lone Ivy League catcher named to the list, is coming off a sophomore campaign in which he batted .310 with five doubles, two triples, five home runs, and 18 RBI. He also registered an OPS of .973 in his first true collegiate season after the 2021 season was canceled due to the COVID-19 pandemic.

► The watch list will be narrowed down to semifinalists that will be announced May 22. The national voting committee will vote on three finalists that will be announced June 6. Following a final vote among the national committee members, the 2023 Buster Posey Award winner will be announced June 29.

## FACING TOURNAMENT TEAMS

► Last weekend marked the second time in as many weeks that the Cornell baseball team faced a team that appeared in last season's NCAA Baseball Championship.

► The first team that met the criteria was Wake Forest, who went 1-2 in the College Park Regional, and last weekend's series was against VCU, who made the championship of the Chapel Hill Regional, but lost twice to the host North Carolina.

► Cornell's other two opponents that appeared in last year's NCAA Tournament include last year's Ivy League champion, Columbia (April 1-2), and the America East champ Binghamton.

## ALL-IVY RETURNERS

► Sophomore infielder **MAX JENSEN** and senior outfielder **SAM KAPLAN** were the lone pair of Cornell players to garner All-Ivy honors last season. Both Jensen and Kaplan received All-Ivy Second Team honors following their successful 2022 campaigns.

► Jensen batted a Cornell-best .338 in his first collegiate season, recording 15 doubles, a pair of triples, three home runs and 26 RBI. He also registered an OPS of .957 (.403 on-base percentage and .554 slugging percentage).

► Kaplan hit .311 with six doubles, two triples, seven home runs, and 26 RBI. In addition to a team-leading 1.000 OPS, his seven home runs were the most by a Big Red batter last year. The 26 RBI by Kaplan was tied with Jensen for the team lead, while Kaplan's .656 slugging percentage was the sixth-highest in Cornell's modern era (since 1977).

## CORNELL HISTORY

HIGHEST SINGLE-SEASON SLUGGING PCT.  
Cornell Modern Era (Since 1977)

PLAYER	SEASON	SLG%
Erik Rico	2002	<b>.768</b>
Jamie Blattstein	1992	<b>.683</b>
Erik Rico	2001	<b>.676</b>
Mike Kalfopoulos	1984	<b>.667</b>
Brian Kaufman	2006	<b>.667</b>
► Sam Kaplan	<b>2022</b>	<b>.656</b>
Gary Kaczor	1979	<b>.655</b>
Nathan Ford	2009	<b>.630</b>



2023 IVY LEAGUE STANDINGS

SCHOOL	IVY LEAGUE			OVERALL			HOME	AWAY	NEUTRAL	STREAK	RPI
	W-L	PCT	GB	W-L	PCT						
Brown	0-0	.000	—	1-9	.100		0-0	0-7	1-2	W1	267
Columbia	0-0	.000	—	5-6	.455		0-0	5-6	0-0	W1	1
Cornell	0-0	.000	—	0-9	.000		0-0	0-7	0-2	L9	301
Dartmouth	0-0	.000	—	1-7	.125		0-0	1-3	0-4	W1	261
Harvard	0-0	.000	—	1-11	.083		0-0	0-8	1-3	L10	281
Penn	0-0	.000	—	5-6	.455		0-0	5-6	0-0	W1	31
Princeton	0-0	.000	—	3-9	.250		0-0	3-9	0-0	L1	130
Yale	0-0	.000	—	4-6	.400		0-0	4-6	0-0	L3	134

THIS WEEK'S SCORES / UPCOMING SCHEDULE

Monday, March 13

Princeton 8, Richmond 3  
Florida Atlantic 12, Harvard 11

Tuesday, March 14

Old Dominion 13, Princeton 0  
Dartmouth 6, South Florida 1  
Columbia 9, Troy 7  
Pacific 11, Yale 10

Wednesday, March 15

Dartmouth at South Florida, 1:00  
Princeton at Old Dominion, 3:00  
Villanova at Penn, 3:00  
Columbia at Samford, 5:00  
Yale at San José State, 8:05 ET

Thursday, March 16

Harvard at Texas A&M - Corpus Christi, 8:00

Friday, March 17

Princeton at Cincinnati, 12:00  
UMass at Penn, 2:00  
Princeton at USC Upstate, 4:00  
Yale at McNeese State, 6:00  
Dartmouth at UCF, 6:00  
Columbia at Tulane, 7:00  
Harvard at Texas A&M - Corpus Christi, 8:00

Saturday, March 18

Cornell at George Mason, 11 a.m. (DH)  
Bryant at Brown, 11:30 a.m. (DH)  
Princeton at Cincinnati, 12:00  
Harvard at Texas A&M Corpus Christi, 1:00 (DH)  
UMass at Penn, 1:00  
Yale at McNeese State, 2:00  
Dartmouth at UCF, 6:00  
Columbia at Tulane, 7:00

Sunday, March 19

Cornell at George Mason, 1:00  
Princeton at USC Upstate, 12:00  
Bryant at Brown, 12:00  
UMass at Penn, 1:00  
Yale at McNeese State, 1:00  
Columbia at Tulane, 1:00  
Dartmouth at UCF, 2:00



AROUND THE IVY LEAGUE

PLAYERS OF THE WEEK

	Award	PLAYER
Feb. 27	Player	Scott Bandura
	Pitcher	Chris Clark
	Rookie	William Lybrook
March 6	Player	Seth Dardar
	Pitcher	Owen Coady
	Rookie	Carter Rasmussen
March 13	Player	Griffin Palfrey
	Pitcher	Andy Leon
	Rookie	Davis Baker

2023 IVY LEAGUE PRESEASON POLL

	SCHOOL (FIRST-PLACE VOTES)	PTS
1.	Columbia (12)	124
2.	Penn (3)	113
3.	Dartmouth (1)	91
4.	Harvard	75
5.	Yale	68
6.	Brown	45
7.	Princeton	31
8.	Cornell	29

WHEN IT RUNS, IT POURS

- ▶ When Cornell strikes in the scoring column, it tends to come in bunches. Of the Big Red's 37 runs scored this season, 32 have come in multi-run innings (86.4 percent of its run production).
- ▶ Cornell has had seven two-run innings so far this season, while also recording a trio of three-run innings and adding a four- and five-run frame.
- ▶ Of the Big Red's 37 runs scored to open the 2023 campaign, 19 have come over the first two innings, comprising 53.1 percent of its scoring output this year.
- ▶ The Big Red has scored the game's first run in six of its nine contests, and has scored in the first inning in five of those games.
- ▶ Three of the Big Red's last four contests (at #5 Wake Forest, last Friday at VCU, and last Saturday at VCU) has featured Cornell giving its starting pitcher run support before they tossed their first pitch.

STRINGING HITS TOGETHER

- ▶ Senior outfielder **SAM KAPLAN** is currently riding a six-game hitting streak, which matches his career long for a third time in his career.
- ▶ During his six-game hitting streak, Kaplan is batting .348 (8-of-23) with three doubles and an RBI.

IVY LEAGUE PRESEASON POLL

- ▶ Cornell was picked to finish eighth in the eight-team preseason poll, the Ivy League office announced last Friday, Feb. 17.
- ▶ Coming off its impressive 2022 campaign, Columbia finished with an Ivy League-leading 124 points after receiving 12 of the 16 first-place votes. Penn had three first-place votes and finished with a 113-point total, while Dartmouth had the other first-place vote, finishing in third with 91 points.
- ▶ Harvard (75), Yale (68), Brown (45), Princeton (31), and Cornell (29) rounded out the remainder of the poll.

STAT BREAKDOWN

RUN-SCORING BREAKDOWN

This Season

NUMBER OF RUNS	RUNS	PCT
One Run	5	13.5%
▶ Multiple Runs	32	86.4%

PERCENTAGE OF SCORING BY INNINGS

This Season

INNINGS	RUNS	PCT
▶ 1st, 2nd, & 3rd	19	53.1%
4th, 5th, & 6th	9	24.3%
7th, 8th, & 9th	9	24.3%

COLLEGIATE BASEBALL POLLS

D1 BASEBALL			
Updated 3/13/23			
RK	SCHOOL	REC	LAST
1.	LSU	15-1	1
2.	Tennessee	14-3	3
3.	Ole Miss	14-2	4
4.	Wake Forest	15-2	5
5.	Florida	15-3	6
6.	Vanderbilt	12-5	7
7.	Arkansas	13-2	8
8.	Louisville	14-1	9
9.	Stanford	10-5	2
10.	East Carolina	12-3	12
11.	TCU	9-6	10
12.	Oklahoma State	14-3	13
13.	UCLA	12-3	16
14.	Virginia	14-1	17
15.	Texas A&M	12-4	15
16.	South Carolina	16-1	20
17.	Virginia Tech	12-4	11
18.	North Carolina	12-5	14
19.	Campbell	12-2	24
20.	Florida Gulf Coast	14-3	NR
21.	Florida State	11-4	21
22.	Texas Tech	14-3	NR
23.	NC State	14-2	19
24.	Alabama	15-2	18
25.	Southern Miss	10-5	22
Bold italics = Cornell opponent			


























USA TODAY				
Updated 3/13/23				
RK	SCHOOL	REC	PTS	LAST
1.	LSU	15-1	771	1
2.	Tennessee	14-3	693	2
3.	Ole Miss	14-2	676	5
4.	Florida	15-3	629	6
5.	Wake Forest	15-2	624	4
6.	Arkansas	13-2	596	8
7.	Louisville	14-1	584	7
8.	Vanderbilt	12-5	491	9
9.	Stanford	10-5	487	3
10.	Virginia	14-1	459	11
11.	East Carolina	12-3	447	13
12.	UCLA	12-3	431	12
13.	Oklahoma State	14-3	420	14
14.	South Carolina	16-1	293	20
15.	Texas A&M	12-4	263	19
16.	Virginia Tech	12-4	258	10
17.	NC State	14-2	234	15
18.	TCU	9-6	232	16
19.	Texas Tech	14-3	229	21
20.	North Carolina	12-5	195	17
21.	Florida State	11-4	151	22
22.	Alabama	15-2	137	18
23.	Campbell	12-2	92	RV
24.	Boston College	12-2	80	RV
25.	Southern Miss	10-5	78	24
Bold italics = Cornell opponent				

BASEBALL AMERICA			
Updated 3/13/23			
RK	SCHOOL	REC	LAST
1.	LSU	15-1	1
2.	Florida	15-3	2
3.	Louisville	14-1	4
4.	Tennessee	14-3	5
5.	Wake Forest	15-2	6
6.	Ole Miss	14-2	8
7.	Arkansas	13-2	9
8.	Vanderbilt	12-5	7
9.	Virginia	14-1	14
10.	Stanford	10-5	3
11.	Texas A&M	12-4	12
12.	UCLA	12-3	13
13.	TCU	9-6	10
14.	East Carolina	12-3	16
15.	Virginia Tech	12-4	11
16.	Miami (Fla.)	10-6	17
17.	Oklahoma State	14-3	18
18.	Boston College	12-2	NR
19.	South Carolina	16-1	23
20.	Texas Tech	14-3	25
21.	North Carolina	12-5	19
22.	Oregon State	11-4	15
23.	Florida Gulf Coast	14-3	24
24.	NC State	14-2	21
25.	Southern Miss	10-5	22
Bold italics = Cornell opponent			

PERFECT GAME			
Updated 3/13/23			
RK	SCHOOL	REC	LAST
1.	LSU	15-1	1
2.	Florida	15-3	6
3.	Arkansas	13-2	3
4.	Tennessee	14-3	5
5.	Wake Forest	15-2	4
6.	Louisville	14-1	7
7.	Stanford	10-5	2
8.	Ole Miss	14-2	8
9.	Vanderbilt	12-5	9
10.	UCLA	12-3	10
11.	Virginia	14-1	12
12.	Texas Tech	14-3	15
13.	East Carolina	12-3	21
14.	TCU	9-6	14
15.	Oklahoma State	14-3	23
16.	Virginia Tech	12-4	13
17.	Miami (Fla.)	10-6	17
18.	Auburn	12-3-1	11
19.	Texas A&M	12-4	20
20.	Campbell	12-2	RV
21.	NC State	14-2	17
22.	Boston College	12-2	RV
23.	North Carolina	12-5	18
24.	UC Santa Barbara	11-3	24
25.	Florida State	11-4	25
Bold italics = Cornell opponent			

NCBWA			
Updated 3/13/23			
RK	SCHOOL	REC	LAST
1.	LSU	15-1	1
2.	Ole Miss	14-2	5
3.	Florida	15-3	6
4.	Tennessee	14-3	4
5.	Wake Forest	15-2	2
6.	Arkansas	13-2	7
7.	Louisville	14-1	8
8.	Vanderbilt	12-5	9
9.	Virginia	14-1	10
10.	Stanford	10-5	3
11.	UCLA	12-3	12
12.	East Carolina	12-3	16
13.	Oklahoma State	14-3	14
14.	South Carolina	16-1	20
15.	Texas A&M	12-4	19
15.	TCU	9-6	13
17.	Virginia Tech	12-4	11
18.	Texas Tech	14-3	21
19.	North Carolina	12-5	17
20.	NC State	14-2	15
21.	Florida State	11-4	25
22.	Alabama	15-2	18
23.	Miami (Fla.)	10-6	23
24.	Campbell	12-2	RV
25.	Florida Gulf Coast	14-3	30
26.	Oregon State	11-4	24
27.	Southern Miss	10-5	22
28.	UC Santa Barbara	11-3	29
29.	Boston College	12-2	RV
30.	Maryland	8-7	RV
Bold italics = Cornell opponent			

COLLEGIATE BASEBALL				
Updated 3/13/23				
RK	SCHOOL	REC	PTS	LAST
1.	LSU	15-1	494	1
2.	Louisville	14-1	491	4
3.	Tennessee	14-3	490	3
4.	Virginia	14-1	488	6
5.	Wake Forest	15-2	486	2
6.	Florida	15-3	484	7
7.	Arkansas	13-2	481	8
8.	Vanderbilt	12-5	478	9
9.	UCLA	12-3	476	10
10.	UC Santa Barbara	11-3	473	12
11.	Ole Miss	14-2	470	13
12.	Miami (Fla.)	10-6	466	14
13.	NC State	14-2	464	11
14.	South Carolina	16-1	461	25
15.	Texas A&M	12-4	458	17
16.	Texas Tech	14-3	456	18
17.	East Carolina	12-3	454	19
18.	Oklahoma State	14-3	452	24
19.	Stanford	10-5	451	5
20.	Washington State	13-2	448	NR
21.	Arizona	12-3	446	NR
22.	Iowa	11-3	443	16
23.	Oregon State	11-4	441	15
24.	Auburn	12-3-1	439	20
25.	North Carolina	12-5	437	21
26.	Alabama	15-2	434	22
26.	Georgia Tech	13-3	434	26
28.	UC Irvine	11-3	430	27
29.	Virginia Tech	12-4	428	28
30.	Florida Gulf Coast	14-3	426	29
Bold italics = Cornell opponent				

COMPOSITE COLLEGE BASEBALL POLL														
Each team ranked in the six major baseball polls are awarded points based on their ranking.														
RK	SCHOOL	PTS	D1B		BA		NCBWA		CB		USAT		PG	
			RK	PTS	RK	PTS	RK	PTS	RK	PTS	RK	PTS	RK	PTS
1.	 LSU	<b>160</b>	1	25	1	25	1	30	1	30	1	25	1	25
2.	 Tennessee	<b>147</b>	2	24	4	22	4	27	3	28	2	24	4	22
3.	 Florida	<b>144</b>	5	21	2	24	3	28	6	25	4	22	2	24
4.	 Wake Forest	<b>137</b>	4	<b>22</b>	5	<b>21</b>	5	<b>26</b>	5	<b>26</b>	5	<b>21</b>	5	<b>21</b>
5.	 Ole Miss	<b>133</b>	3	23	6	20	2	29	11	20	3	23	8	18
5.	 Louisville	<b>133</b>	8	18	3	23	7	24	2	29	7	19	6	20
7.	 Arkansas	<b>130</b>	7	19	7	19	6	25	7	24	6	20	3	23
8.	 Vanderbilt	<b>119</b>	6	20	8	18	8	23	8	23	8	18	9	17
9.	 Virginia	<b>109</b>	14	12	9	17	9	22	4	27	10	16	11	15
10.	 Stanford	<b>102</b>	9	17	10	16	10	21	19	12	9	17	7	19
11.	 UCLA	<b>99</b>	13	13	12	14	11	20	9	22	12	14	10	16
12.	 East Carolina	<b>89</b>	10	16	14	12	12	19	17	14	11	15	13	13
13.	 Oklahoma State	<b>78</b>	12	14	17	9	13	18	18	13	13	13	15	11
14.	 Texas A&M	<b>75</b>	15	11	11	15	15	15	15	16	15	11	19	7
15.	 TCU	<b>63</b>	11	15	13	13	15	15	—	—	18	8	14	12
15.	 South Carolina	<b>63</b>	16	10	19	7	14	17	14	17	14	12	—	—
17.	 Texas Tech	<b>59</b>	22	4	20	6	18	13	16	15	19	7	12	14
18.	 Virginia Tech	<b>56</b>	17	9	15	11	17	14	29	2	16	10	16	10
19.	 NC State	<b>48</b>	23	3	24	2	20	11	13	18	17	9	21	5
20.	 Miami (Fla.)	<b>46</b>	—	—	16	10	23	8	12	19	—	—	17	9
21.	 North Carolina	<b>40</b>	18	8	21	5	19	12	25	6	20	6	23	3
22.	 UCSB	<b>26</b>	—	—	—	—	28	3	10	21	—	—	24	2
23.	 Campbell	<b>23</b>	19	7	—	—	24	7	—	—	23	3	20	6
24.	 Florida State	<b>21</b>	21	5	—	—	21	10	—	—	21	5	25	1
25.	 Alabama	<b>19</b>	24	2	—	—	22	9	26	4	22	4	—	—
<b><i>Bold italics = Cornell opponent</i></b>														

2023 BIG RED HOME RUNS																								
PLAYER	HR	vL	vR	ROAD /		RUNNERS ON				OUTS			TIED	GO	DIRECTION					TEAM	LAST HR			
				HOME	NEUTRAL	0	1	2	3	0	1	2			GAME	AHEAD	LF	LC	CF		RC	RF	W-L	DATE / OPP
Franco Alonso	—	—	—	—	—	—	—	—	—	—	—	—	—	—	—	—	—	—	—	—	—	—	17	
Matt Barnhorst	1	—	1	—	1	1	—	—	—	—	—	1	—	—	—	1	—	—	—	—	0-1	2/26/23 at JMU	Culkin	21
Jakobi Davis	1	1	—	—	1	—	1	—	—	—	1	—	—	—	—	—	—	—	1	0-1	2/26/23 at JMU	Kinsler	17	
Elijah Diaz	—	—	—	—	—	—	—	—	—	—	—	—	—	—	—	—	—	—	—	—	—	7		
Wils Guy	—	—	—	—	—	—	—	—	—	—	—	—	—	—	—	—	—	—	—	—	5/8/22 at Brown	Fogell	26	
Joe Hollerbach	—	—	—	—	—	—	—	—	—	—	—	—	—	—	—	—	—	—	—	—	3/13/22 at Georgetown	McCarthy	126	
William Jaun	—	—	—	—	—	—	—	—	—	—	—	—	—	—	—	—	—	—	—	—	—	—		
Max Jensen	—	—	—	—	—	—	—	—	—	—	—	—	—	—	—	—	—	—	—	—	4/23/22 vs. Dartmouth	Skinner	68	
Sam Kaplan	—	—	—	—	—	—	—	—	—	—	—	—	—	—	—	—	—	—	—	—	5/1/22 vs. Columbia	Yoo	51	
Braden Mack	—	—	—	—	—	—	—	—	—	—	—	—	—	—	—	—	—	—	—	—	—	27		
Kyle Musser	—	—	—	—	—	—	—	—	—	—	—	—	—	—	—	—	—	—	—	—	—	36		
Ryan Porter	—	—	—	—	—	—	—	—	—	—	—	—	—	—	—	—	—	—	—	—	5/8/22 at Brown	Fogell	30	
John Quinlan	1	—	1	—	1	—	—	1	—	—	1	—	—	—	—	—	—	—	1	0-1	3/4/23 vs. PFW	Fine	16	
Ryan Ross	1	1	—	—	1	—	—	1	—	—	1	—	—	—	—	—	—	—	1	0-1	2/24/23 at JMU	Burke	14	
Shane Russell	—	—	—	—	—	—	—	—	—	—	—	—	—	—	—	—	—	—	—	—	—	51		
TJ Swidorski	1	—	1	—	1	—	1	—	—	—	—	1	—	1	1	—	—	—	—	0-1	2/25/23 at JMU	Murphy	19	
Beck Urofsky	—	—	—	—	—	—	—	—	—	—	—	—	—	—	—	—	—	—	—	—	—	3		
Matthew Walters	—	—	—	—	—	—	—	—	—	—	—	—	—	—	—	—	—	—	—	—	—	—		
Nathan Waugh	1	1	—	—	1	—	1	—	—	1	—	—	—	1	—	—	1	—	—	0-1	2/26/23 at JMU	Williams	9	
Caden Wildman	—	—	—	—	—	—	—	—	—	—	—	—	—	—	—	—	—	—	—	—	—	11		

2-HR GAMES (0)		GRAND SLAMS (0)		LEADOFF HOME RUNS (0)		INSIDE-THE-PARK HR (0)	
PLAYER	DATE/OPP	PLAYER	DATE/OPP	PLAYER	DATE/OPP	PLAYER	DATE/OPP
—	—	—	—	—	—	—	—
3-HR GAMES (0)		PINCH-HIT HR (0)		WALK-OFF HR (0)		BACK-TO-BACK HR (0)	
PLAYER	DATE/OPP	PLAYER	DATE/OPP	PLAYER	DATE/OPP	PLAYER	DATE/OPP
—	—	—	—	—	—	—	—

BIG RED MISCELLANEOUS BATTING																				
PLAYER	MULTI-HIT GAMES						MULTI-RBI GAMES						HIT STREAKS						HITS	
	2	3	4	5+	TOTAL	CAREER	2	3	4	5+	TOTAL	CAREER	5-9	10-14	15+	ACTIVE	2023 HIGH	CAREER HIGH	INFIELD	BUNT
Franco Alonso	—	—	—	—	—	0	—	—	—	—	—	0	—	—	—	—	—	—	—	—
Matt Barnhorst	1	1	—	—	2	8	—	—	—	—	—	3	—	—	—	0	3 (March 5-11)	5 games, 2022	1	—
Jakobi Davis	—	—	—	—	—	3	1	—	—	—	1	4	—	—	—	1	3 (Feb. 24-26)	3 games, 2023	—	—
Elijah Diaz	—	—	—	—	—	0	—	—	—	—	—	0	—	—	—	1	1 (March 12)	1 game, <b>ACTIVE</b>	1	—
Wils Guy	1	—	—	—	1	12	—	—	—	—	—	6	—	—	—	0	2 (March 10-11)	5, (4x), Last: 2022	1	—
Joe Hollerbach	—	—	—	—	—	14	—	—	—	—	—	5	—	—	—	0	—	8 games, 2022	—	—
William Jaun	—	—	—	—	—	—	—	—	—	—	—	—	—	—	—	—	—	—	—	—
Max Jensen	1	—	—	—	1	13	1	—	—	—	1	7	—	—	—	0	3 (Feb. 24-26)	8 games, 2022	—	—
Sam Kaplan	2	—	—	—	2	9	—	—	—	—	—	8	1	—	—	6	6 (March 3-12)	6, (3x), Last: <b>ACTIVE</b>	—	—
Braden Mack	—	—	—	—	—	1	—	—	—	—	—	0	—	—	—	—	—	1, (3x), Last: 2022	—	—
Kyle Musser	—	—	—	—	—	0	1	—	—	—	1	1	—	—	—	3	3 (March 10-12)	3 games, <b>ACTIVE</b>	—	—
Ryan Porter	—	—	—	—	—	6	—	—	—	—	—	6	—	—	—	2	3 (Feb. 24-26)	4 games, 2022-23	1	—
John Quinlan	1	—	—	—	1	1	—	1	—	—	1	1	—	—	—	3	3 (March 10-12)	3, (2x), Last: <b>ACTIVE</b>	3	—
Ryan Ross	—	—	—	—	—	3	—	1	—	—	1	5	—	—	—	1	1, (2x), (March 11)	2, (5x), Last: 2022	—	—
Shane Russell	—	—	—	—	—	2	—	—	—	—	—	1	—	—	—	0	—	2 games, 2020	—	—
TJ Swidorski	1	—	—	—	1	1	1	—	—	—	1	1	—	—	—	1	3 (Feb. 25 - March 5)	3 games, 2023	—	—
Beck Urofsky	—	—	—	—	—	—	—	—	—	—	—	0	—	—	—	0	—	—	—	—
Matthew Walters	—	—	—	—	—	—	—	—	—	—	—	—	—	—	—	—	—	—	—	—
Nathan Waugh	—	—	—	—	—	8	1	—	—	—	1	5	—	—	—	1	3 (Feb. 24-26)	4 games, 2022-23	—	—
Caden Wildman	—	—	—	—	—	0	—	—	—	—	—	0	—	—	—	0	1 (March 10)	1 game, 2023	—	—

BIG RED W-L RECORD BY LINEUP CARD

PLAYER	BATTING ORDER (STARTS)									BY POSITION (STARTS)								
	1ST	2ND	3RD	4TH	5TH	6TH	7TH	8TH	9TH	C	1B	2B	3B	SS	LF	CF	RF	DH
Franco Alonso	—	—	—	—	—	—	—	—	—	—	—	—	—	—	—	—	—	—
Matt Barnhorst	—	—	—	—	—	0-1	0-4	0-4	—	—	—	0-9	—	—	—	—	—	—
Jakobi Davis	0-5	—	—	—	—	—	—	—	0-3	—	—	—	—	—	—	0-8	—	—
Elijah Diaz	—	—	—	—	—	—	—	—	—	—	—	—	—	—	—	—	—	—
Wils Guy	—	0-5	—	—	—	—	—	—	0-2	—	—	—	—	—	0-6	0-1	—	—
Joe Hollerbach	—	0-1	—	—	0-1	—	—	—	—	—	—	—	0-1	—	—	—	—	0-1
William Jaun	—	—	—	—	—	—	—	—	—	—	—	—	—	—	—	—	—	—
Max Jensen	—	—	0-8	—	0-1	—	—	—	—	—	0-6	—	0-3	—	—	—	—	—
Sam Kaplan	—	—	—	0-5	0-3	—	0-1	—	—	—	—	—	—	—	—	—	0-9	—
Braden Mack	—	—	—	—	—	—	—	—	—	—	—	—	—	—	—	—	—	—
Kyle Musser	—	—	—	—	0-1	0-3	—	—	0-1	—	—	—	—	—	0-1	—	—	0-4
Ryan Porter	—	0-3	—	—	—	—	0-2	0-3	—	—	—	—	—	0-8	—	—	—	—
John Quinlan	0-4	—	—	—	—	0-1	—	—	—	0-4	—	—	—	—	—	—	—	0-1
Ryan Ross	—	—	—	—	—	0-2	0-1	0-1	—	—	0-3	—	—	—	—	—	—	0-2
Shane Russell	—	—	—	—	—	—	—	—	—	—	—	—	—	—	—	—	—	—
TJ Swidorski	—	—	—	—	0-3	—	—	—	0-3	—	—	—	0-5	0-1	—	—	—	—
Beck Urofsky	—	—	—	—	—	—	—	0-1	—	—	—	—	—	—	—	—	—	0-1
Matthew Walters	—	—	—	—	—	—	—	—	—	—	—	—	—	—	—	—	—	—
Nathan Waugh	—	—	0-1	0-4	—	—	—	—	—	0-5	—	—	—	—	—	—	—	—
Caden Wildman	—	—	—	—	—	0-1	0-1	—	—	—	—	—	—	—	0-2	—	—	—

BIG RED STARTING PITCHER RUN SUPPORT

PLAYER	RUN		RUN SUPPORT		TOTAL RUNS		TEAM	QUALITY
	GS	SUPPORT	PER 9 IP	IN STARTS	PER START	W-L		
Von Baker	3	8	5.27	11	3.67	0-3	0	
Ethan Hamill	3	7	5.72	10	3.33	0-3	0	
Noah Keller	3	12	10.80	16	5.33	0-3	0	
TOTALS	9	27	7.08	37	4.11	0-9	0	

RUNS BY INNING

	1	2	3	4	5	6	7	8	9	10	11	12	13	14	15	TOTAL
BIG RED	12	7	0	5	3	1	1	2	6	—	—	—	—	—	—	37
OPPONENTS	8	14	14	10	8	4	6	13	4	—	—	—	—	—	—	81

VICTORY MARGIN

	1	2	3	4	5	6	7	8	9	10	11	12	13	14	15
BIG RED	—	—	—	—	—	—	—	—	—	—	—	—	—	—	—
OPPONENTS	—	1	2	—	2	2	2	—	—	—	—	—	—	—	—

BIG RED MULTI-RUN INNINGS

	TIMES	LAST TIME
2 Runs	7	3/12 at VCU (4th inning, 1 hit)
3 Runs	3	3/10 at VCU (2nd inning, 1 hit); 3/10 at VCU (9th inning, 3 hits)
4 Runs	1	3/11 at VCU (1st inning, 3 hits)
5 Runs	1	2/24 at James Madison (1st inning, 2 hits)
6 Runs	0	—
7 Runs	0	—
8 Runs	0	—
9 Runs	0	—
10 Runs	0	—

BIG RED GAME DELAYS

DATE	OPPONENT	DELAY	REASON
2/26	at James Madison	0:15, prior to first pitch	inclement weather

BIG RED 2023 PITCHING SPLITS

	W	L	SV	G	IP	H	R	ER	HR	BB	SO	ERA	AVG
Total	0	9	0	9	72.2	87	81	70	10	67	62	8.67	.304
Home	—	—	—	—	—	—	—	—	—	—	—	—	—
Away	0	6	0	6	56.2	71	70	61	6	57	52	9.69	.314
Neutral	0	2	0	2	16.0	16	11	9	4	10	10	5.06	.267
Day	0	9	0	9	72.2	87	81	70	10	67	62	8.67	.304
Night	—	—	—	—	—	—	—	—	—	—	—	—	—
Starter	0	4	0	6	24.1	25	22	20	4	24	18	7.40	.284
Reliever	0	2	0	6	24.1	26	26	21	4	23	17	7.77	.274
February	0	3	0	3	24.2	27	27	23	3	26	17	8.39	.287
March	0	6	0	6	48.0	60	54	47	7	41	45	8.81	.313
April	—	—	—	—	—	—	—	—	—	—	—	—	—
May	—	—	—	—	—	—	—	—	—	—	—	—	—

BIG RED 2023 BATTING SPLITS

	AB	R	H	2B	3B	HR	RBI	BB	SO	AVG	OBP	SLG
Total	291	37	61	12	1	6	35	42	98	.210	.317	.320
Home	—	—	—	—	—	—	—	—	—	—	—	—
Away	233	32	53	9	1	5	30	32	73	.227	.330	.339
Neutral	58	5	8	3	0	1	5	10	25	.138	.265	.241
Day	291	37	61	12	1	6	35	42	98	.210	.317	.320
Night	—	—	—	—	—	—	—	—	—	—	—	—
February	99	12	21	3	0	5	12	14	29	.212	.325	.394
March	192	25	40	9	1	1	23	28	69	.208	.313	.281
April	—	—	—	—	—	—	—	—	—	—	—	—
May	—	—	—	—	—	—	—	—	—	—	—	—

BIG RED LINEUP PRODUCTION

	AB	R	H	2B	3B	HR	RBI	BB	SO	AVG	OBP	SLG
1st	33	6	6	2	1	1	5	8	13	.182	.349	.394
2nd	38	3	5	0	0	0	3	3	12	.132	.214	.132
3rd	32	5	6	0	0	0	3	9	9	.188	.366	.188
4th	32	4	9	0	0	1	3	6	12	.281	.395	.375
5th	33	3	5	2	0	0	2	4	10	.152	.237	.212
6th	32	6	8	1	0	3	11	4	9	.250	.351	.563
7th	34	4	8	3	0	0	3	1	14	.235	.250	.324
8th	28	2	5	1	0	0	2	5	10	.179	.343	.214
9th	29	4	9	3	0	1	3	2	9	.310	.355	.517



## THE TED THOREN HEAD COACH OF CORNELL BASEBALL



## DAN PEPICELLI

### 8TH SEASON AT CORNELL

#24

**Years in Role:** 8th Season as Head Coach  
**College:** SUNY Cortland '90  
**Coaching Location:** Dugout

#### CORNELL • 2016 - PRESENT

► Entering his eighth season at the helm of the Cornell baseball program, Pepicelli is just the fourth Cornell head coach over the last 60 years, joining **TED THOREN** (1962-90), **TOM FORD** (1991-08), and **BILL WALKENBACH** (2009-15).

► His 75 career victories with the Big Red is already tied for the sixth-most in program history with **DANIEL COOGAN** (1907-12). With 13 wins in 2023, Pepicelli would be in sole possession of the fourth-most wins while on East Hill.

► Under his tutelage, Cornell has produced 19 All-Ivy League selections — including five First Team and six Second Team selections — and four selections in the Major League Baseball Amateur Draft.

► In Pepicelli's second season with the program in 2017, he helped guide the Big Red to its first winning season in four years, posting a 21-17 overall record. The Big Red finished 9-11 in Ivy League play.

► Cornell has won at least 14 games in all but one season, excluding the shortened 2020 season.

#### CLEMSON • 2010-15

► Following a successful nine-year tenure at St. John Fisher in suburban Rochester, N.Y., Pepicelli headed to Clemson, S.C., to join the Tigers staff.

► He was an assistant coach for one year, an assistant head coach for two years, and an associate head coach for three years. All six years on staff Pepicelli aided Clemson to an appearance in the NCAA Tournament.

► The Tigers had a 231-149 (.608) record in his time with the program. Pepicelli became the first pitching coach to lead a staff to the College World Series in his first season with the team.

► For four consecutive seasons from 2011-14, Pepicelli guided the Tigers to have a team ERA below 4.00. He recruited and developed **MATT CROWNOVER**, who earned freshman All-America accolades in 2013 and was named the ACC's Pitcher of the Year in 2015.

► Played instrumental in assembling *Baseball America's* ninth-ranked recruiting class in 2015.

► Ten Clemson pitchers were selected in the Major League Baseball's Amateur Draft during tenure.

#### ST. JOHN FISHER • 2001-09

► Spent nine seasons as the head coach and assistant athletic director at St. John Fisher from 2001-09. During his time with the Cardinals, he was a two-time Empire 8 Coach of the Year (2001 and 2007), with the latter coming during the Cardinals' first-ever run to the Division III College World Series.

► In final seven seasons with St. John Fisher, the Cardinals posted winning seasons leading to Pepicelli being the program's all-time winningest head coach at the time of his departure.

► Team garnered national recognition for sportsmanship in 2008 following the ECAC Championship, in which a line-drive foul ball struck the opposing team's third-base coach in the head. Despite St. John Fisher trailing in the ninth inning, Pepicelli and his team conceded the game, ending any hope of reaching the NCAA Tournament. The Committee on Sportsmanship and Ethical Conduct presented Pepicelli's team with the NCAA's All-Divisions Sportsmanship Award for its decision.

► In addition to serving as the team's head coach, Pepicelli was the head strength and conditioning coach, where he served on the NCAA Competitive Safeguards Committee. He is a certified Strength & Conditioning Specialist and is a member of the National Strength and Conditioning Association.

#### HARTWICK • 1996-00

► Opened collegiate coaching career at Hartwick, where he was an assistant coach for three years before being promoted to head coach for two seasons.

#### PERSONAL

► A native of Schenectady, N.Y., Pepicelli graduated from Cicero-North Syracuse HS, and played at three colleges in the Central New York region.

► Named an all-region selection in two seasons with Mohawk Valley Community College, Pepicelli then earned his bachelor of sciences degree in Economics and Management from SUNY Cortland after playing one year with the Red Dragons. He was also an all-conference selection in his one year at Oneonta State.

► Pepicelli is married to the former Robyn Molloy, who played for and served as an assistant coach with Syracuse's women's soccer team. She also earned national titles as a player and coach at Monroe Community College. The couple has a daughter, Mia, and a son, Owen.

#### PEPICELLI'S YEAR-BY-YEAR HEAD COACHING RECORD

YEAR	SCHOOL	OVERALL	NOTE
1999	Hartwick	9-22 (.290)	
2000	Hartwick	12-18 (.400)	
2001	St. John Fisher	19-14 (.576)	Set then-wins record in at SJFU
2002	St. John Fisher	15-19 (.441)	
2003	St. John Fisher	16-16 (.500)	
2004	St. John Fisher	27-14 (.659)	SJFU's first 20-win season
2005	St. John Fisher	22-15 (.595)	
2006	St. John Fisher	26-15 (.634)	Third straight 20-win season
2007	St. John Fisher	28-13 (.683)	NCAA Tournament appearance
2008	St. John Fisher	25-14-2 (.634)	NCAA Sportsmanship Award
2009	St. John Fisher	22-17 (.564)	
2016	Cornell	14-24 (.368)	
2017	Cornell	21-17 (.553)	CU's first 20-win year since '13
2018	Cornell	14-22-1 (.392)	
2019	Cornell	14-24 (.368)	
2020	Cornell	1-8 (.111)	Season cut short (pandemic)
2021	Cornell	— NO SEASON (COVID-19 PANDEMIC) —	
2022	Cornell	11-25 (.306)	Two All-Ivy selections
2023	Cornell	0-9 (.000)	
Hartwick (2 seasons)		21-40 (.344)	
St. John Fisher (9 seasons)		200-137-2 (.593)	
Cornell (8 seasons)		75-129-1 (.368)	
Career (20 seasons)		296-306-3 (.492)	

#### 2023 CORNELL BASEBALL COACHING STAFF



## TOM FORD

### 33RD SEASON AT CORNELL

#14

**Years in Role:** 15th season as Associate HC  
**College:** Ithaca '79  
**Coaching Location:** Dugout

► Ford enters his 33rd overall season with the Big Red and his 15th in his current role as an associate head coach.

► His time on East Hill began in 1991 when he took over for the legendary **TED THOREN** as head coach. He was head coach of the Big Red from 1991 until 2008, amassing a record of 264-440-2 during his tenure.



## JOHN TOPPA

### 2ND SEASON AT CORNELL

#27

**Years in Role:** 1st season as Assistant Coach  
**College:** UConn '19  
**Coaching Location:** Third Base Coaching Box

► Toppa, a former standout at UConn, enters his second season on the Cornell baseball coaching staff. This season will be his first as an assistant coach, after serving as a volunteer assistant in 2021.

► Helped guide **MAX JENSEN** and **SAM KAPLAN** each earn All-Ivy Second Team honors in 2022, following a nearly two-year hiatus from competition due to the COVID-19 pandemic.



## JUSTIN DEVOID

### 1ST SEASON AT CORNELL

#44

**Years in Role:** 1st season as Volunteer Assistant  
**College:** Colby-Sawyer '17  
**Coaching Location:** First Base Coaching Box

► Devoid enters his first season with the Cornell baseball coaching staff after serving as an assistant coach at St. Lawrence, a northern New York-based Division III school, for the past two seasons.

► In final year with the Saints, aided program to a 19-16 overall mark which served as its first winning season since 2014.

THE LAST TIME...

A CORNELL TEAM SCORED...

10+ Runs in a Game	10, at Binghamton (5/3/22 - W, 10-8)
15+ Runs in a Game	15, vs. Princeton (4/20/19 - G2 - W, 15-9)
20+ Runs in a Game	27, at Towson (4/5/17 - W, 27-14)
25+ Runs in a Game	27, at Towson (4/5/17 - W, 27-14)
5+ Runs in an Inning	<b>5, at James Madison (2/24/23 - T1 - L, 5-11)</b>
6+ Runs in an Inning	8, vs. Yale (4/2/22 - G2 - B7 - W, 12-9)
7+ Runs in an Inning	8, vs. Yale (4/2/22 - G2 - B7 - W, 12-9)
8+ Runs in an Inning	8, vs. Yale (4/2/22 - G2 - B7 - W, 12-9)
9+ Runs in an Inning	12, at Harvard (4/10/11 - G2 - T2 - W, 18-5)
10+ Runs in an Inning	12, at Harvard (4/10/11 - G2 - T2 - W, 18-5)
10+ Runs in Consecutive Games	10, vs. Binghamton (4/20/22 - W, 10-9 - 10 inn.) 12, vs. Dartmouth (4/23/22 - G1 - W, 12-7)
10+ Runs in 3+ Straight Games	15, at James Madison (3/15/14 - G1 - L, 15-16) 17, at James Madison (3/15/14 - G2 - W, 17-8) 14, at James Madison (3/16/14 - W, 14-8 - 10 inn.)
10+ Runs in 4+ Straight Games	16, at Virginia (4/7/1902 - W, 16-10) 10, at Navy (4/9/1902 - W, 10-6) 11, vs. Rochester (4/12/1902 - W, 11-1) 12, vs. Niagara (4/19/1902 - W, 12-4) 10, vs. Columbia (4/26/1902 - W, 10-7)

A CORNELL TEAM RECORDED...

15+ Hits in a Game	15, at Coppin State (3/5/22 - G1 - W, 11-7)
20+ Hits in a Game	28, at Towson (4/5/17 - W, 27-14)
25+ Hits in a Game	28, at Towson (4/5/17 - W, 27-14)
5+ Doubles in a Game	5, vs. Columbia (4/30/22 - G2 - L, 2-5)
6+ Doubles in a Game	6, vs. Yale (4/2/22 - G2 - W, 12-9)
7+ Doubles in a Game	7, at George Mason (3/12/17 - W, 9-3)
8+ Doubles in a Game	9, at James Madison (3/15/14 - G1 - L, 15-16)
9+ Doubles in a Game	9, at James Madison (3/15/14 - G1 - L, 15-16)
2+ Triples in a Game	3, vs. Dartmouth (4/23/22 - G1 - W, 12-7)
3+ Triples in a Game	3, vs. Dartmouth (4/23/22 - G1 - W, 12-7)
4+ Triples in a Game	4, at Bucknell (3/4/00 - G2 - W, 8-6)
3+ Home Runs in a Game	<b>3, at James Madison (2/26/23 - L, 5-7)</b>
4+ Home Runs in a Game	4, vs. Dartmouth (4/23/22 - G1 - W, 12-7)
5+ Home Runs in a Game	5, at James Madison (3/15/14 - G1 - L, 15-16)
Leadoff Home Run	Adam Saks, at Harvard (4/13/19 - G2 - L, 1-7)
Back-to-Back Home Runs	Ryan Porter (2-run) & Matt Barnhorst (solo), vs. Harvard (3/25/22 - G2 - L, 5-11)
Back-to-Back-to-Back Home Runs	Chris Cruz (3-run), Spencer Scorza (solo), & Ryan Karl (solo), at James Madison (3/15/14 - G2 - W, 17-8)
Drew 10+ Walks in a Game	12, vs. Binghamton (4/20/22 - W, 10-9 - 10 inn.)
Drew 15+ Walks in a Game	16, at Bucknell (5/1/96 - G1 - W, 18-3)
Hit by 4+ Pitches in a Game	4, vs. Harvard (3/26/22 - L, 11-12)
Hit by 5+ Pitches in a Game	5, at Yale (4/5/14 - G2 - W, 6-4)
Hit by 6+ Pitches in a Game	7, at Penn (4/15/06 - G2 - W, 23-10)
Hit by 7+ Pitches in a Game	7, at Penn (4/15/06 - G2 - W, 23-10)
5+ Stolen Bases in a Game	5, vs. Dartmouth (4/24/22 - L, 8-10)
6+ Stolen Bases in a Game	7, at Coppin State (3/5/22 - G2 - W, 14-5)
7+ Stolen Bases in a Game	7, at Coppin State (3/5/22 - G2 - W, 14-5)
8+ Stolen Bases in a Game	9, at George Washington (3/9/14 - G2 - W, 8-1)
9+ Stolen Bases in a Game	9, at George Washington (3/9/14 - G2 - W, 8-1)
10+ Stolen Bases in a Game	10, vs. Sampson Air Force Base (1952)

A CORNELL PITCHING STAFF...

Threw a No-Hitter	Connor Kaufmann, vs. Dartmouth (4/1/12 — W, 2-0)
Threw a Combined No-Hitter	Kerry Brooks (3 inn.), Rob Wilson (3 inn.), Doug Petillo (1 inn.), vs. Rochester (4/5/89 - G1 - W, 2-1)
Threw a Perfect Game	Gary Gronowski, vs. Oneonta (5/11/76 — W, 1-0)
Shutout an Opponent	at Brown (5/7/22 - G2 - W, 3-0)
Shutout an Ivy League Opponent	at Brown (5/7/22 - G2 - W, 3-0)
Posted Consecutive Shutouts	vs. Oneonta (5/2/86 - G1 - W, 4-0) vs. Oneonta (5/2/86 - G2 - W, 5-0)
Struck out 10+ Batters	<b>11, at VCU (3/12/23 - L, 3-9)</b>
Struck out 11+ Batters	<b>11, at VCU (3/12/23 - L, 3-9)</b>
Struck out 12+ Batters	14, vs. Niagara (2/29/20 - G2 - L, 6-8)
Struck out 13+ Batters	14, vs. Niagara (2/29/20 - G2 - L, 6-8)
Struck out 14+ Batters	14, vs. Niagara (2/29/20 - G2 - L, 6-8)
Struck out 15+ Batters	15, vs. Canisius (4/4/18 - W, 6-5)
Struck out 16+ Batters	18, at Princeton (4/29/09 - W, 9-0)
Struck out 17+ Batters	18, at Princeton (4/29/09 - W, 9-0)
Struck out 18+ Batters	18, at Princeton (4/29/09 - W, 9-0)

A CORNELL TEAM ALLOWED...

10+ Runs in a Game	<b>10, at VCU (3/11/23 - L, 5-10)</b>
15+ Runs in a Game	15, at Penn (4/17/22 - L, 6-15)
20+ Runs in a Game	21, at Coppin State (3/6/22 - L, 2-21)
25+ Runs in a Game	31, at UC Santa Barbara (3/25/04 - L, 3-31)
5+ Runs in an Inning	<b>6, at VCU (3/12/23 - B7 - L, 3-9)</b>
6+ Runs in an Inning	<b>6, at VCU (3/12/23 - B7 - L, 3-9)</b>
7+ Runs in an Inning	11, at Penn (4/17/22 - L, 6-15)
8+ Runs in an Inning	11, at Penn (4/17/22 - L, 6-15)
9+ Runs in an Inning	11, at Penn (4/17/22 - L, 6-15)
10+ Runs in an Inning	11, at Penn (4/17/22 - L, 6-15)

A CORNELL TEAM DEFENSIVELY...

Committed 5+ Errors in a Game	6, vs. Binghamton (4/20/22 - W, 10-9 - 10 inn.)
Committed 6+ Errors in a Game	6, vs. Binghamton (4/20/22 - W, 10-9 - 10 inn.)
Committed 7+ Errors in a Game	7, at Le Moyne (4/15/97 - L, 8-14)
Committed 8+ Errors in a Game	8, at Pacific (3/20/96 - L, 7-18)
Committed 9+ Errors in a Game	10, vs. Le Moyne (4/8/92 - G1 - L, 3-19)
Committed 10+ Errors in a Game	10, vs. Le Moyne (4/8/92 - G1 - L, 3-19)
Turned 3+ Double Plays in a Game	<b>3, at #5 Wake Forest (3/5/22 - L, 3-10)</b>
Turned 4+ Double Plays in a Game	4, vs. Penn (4/24/11 - G2 - L, 2-10)
No Errors in 3+ Straight Games	4 games (5/3/22 - 5/8/22)
No Errors in 4+ Straight Games	4 games (5/3/22 - 5/8/22)

A CORNELL TEAM...

Played an Extra-Inning Game	vs. Binghamton (4/20/22 - W, 10-9 - 10 inn.)
Played a Top-25 Team	<b>at #5 Wake Forest (3/5/23 - L, 3-10)</b>
Swept a Doubleheader	vs. Yale (4/2/22 - W, 2-1; W, 12-9)
Swept a 3-Game Series	at Villanova (3/22/13 - 3/24/13)
Swept a 3-Game Ivy League Series	Not on record
Swept a 4-Game Series	at Maryland Eastern Shore (3/2/12 - 3/4/12)
Swept a 4-Game Ivy League Series	vs. Penn (4/23/05 - 4/24/05)
Swept in Doubleheader	vs. Columbia (4/30/22 - L, 3-7; L, 2-5)
Swept in 3-Game Series	<b>at VCU (3/10/23 - 3/12/23)</b>
Swept in 3-Game Ivy League Series	vs. Columbia (4/30/22 - 5/1/22)
Swept in 4-Game Series	at Columbia (4/18/15 - 4/19/15)
Swept in 4-Game Ivy League Series	at Columbia (4/18/15 - 4/19/15)

Bold denotes occurred during 2023 season

THE LAST TIME...

A CORNELL INDIVIDUAL...

Scored 4+ Runs in a Game	4, Sam Kaplan, vs. Dartmouth (4/23/22 - G1 - W, 12-7)
Scored 5+ Runs in a Game	5, Will Simoneit, at Towson (4/5/17 - W, 24-17)
Recorded 4+ Hits in a Game	4, Sam Kaplan, vs. Dartmouth (4/23/22 - G1 - W, 12-7)
Recorded 5+ Hits in a Game	5, Will Simoneit, at Army (4/3/19 - W, 4-1)
Recorded 6+ Hits in a Game	6, Trey Baur, at Towson (4/5/17 - W, 24-17)
Recorded 2+ Doubles in a Game	<b>2, TJ Swidorski, at #5 Wake Forest (3/5/23 - L, 3-10)</b>
Recorded 3+ Doubles in a Game	3, Max Jensen, vs. Yale (4/2/22 - G2 - W, 12-9)
Recorded 2+ Triples in a Game	2, Sam Kaplan, vs. Dartmouth (4/23/22 - G1 - W, 12-7)
Recorded 3+ Triples in a Game	3, Steve Caputi, vs. Cortland (4/30/79 - W, 15-11)
Had a Multi-Home Run Game	2, Will Simoneit, vs. Penn (4/28/19 - W, 8-7)
Had a 3-Home Run Game	3, Dale Wickham, vs. Princeton (4/30/16 - W, 4-3)
Hit a Grand Slam	Ryan Ross, at Maryland (3/12/22 - L, 5-12)
Recorded 5+ RBI in a Game	5, Will Simoneit, vs. Penn (4/28/19 - W, 8-7)
Recorded 6+ RBI in a Game	6, Ellis Bitar, vs. Penn (4/21/18 - G1 - W, 10-9)
Recorded 7+ RBI in a Game	7, Adam Jacobs, at UNC Greensboro (3/20/07 - L, 12-13 - 10 inn.)
Recorded 8+ RBI in a Game	8, Ira Degenhardt, vs. Seton Hall (6/9/27 - W, 11-5)
Drew 3+ Walks in a Game	3, Ryan Ross, vs. Binghamton (4/20/22 - W, 10-9 - 10 inn.)
Drew 4+ Walks in a Game	4, Justin Taylor, at Baylor (2/23/19 - L, 3-10)
Drew 5+ Walks in a Game	5, Steve Caputi, at Hawai'i-Hilo (3/21/79 - W, 9-8)
Stole 2+ Bases in a Game	<b>2, Matt Barnhorst, at VCU (3/11/23 - L, 5-10)</b>
Stole 3+ Bases in a Game	3, Ryan Porter, vs. Dartmouth (4/24/22 - L, 8-10)
Stole 4+ Bases in a Game	6, Tom D'Alessandro, at George Washington (3/9/14 - G2 - W, 8-1)
Stole 5+ Bases in a Game	6, Tom D'Alessandro, at George Washington (3/9/14 - G2 - W, 8-1)
Stole 6+ Bases in a Game	6, Tom D'Alessandro, at George Washington (3/9/14 - G2 - W, 8-1)
Hit by 2+ Pitches in a Game	2, Jason Apostle, vs. Columbia (4/30/22 - G2 - L, 2-5)
Hit by 3+ Pitches in a Game	3, Mickey Brodsky, vs. Harvard (4/8/08)
Recorded Walk-Off Win	Max Jensen (hit by pitch), vs. Binghamton (4/20/22 - W, 10-9 - 10 inn.)
Recorded Walk-Off Win on Batted Ball	Matt Barnhorst (sacrifice fly), vs. Yale (4/2/22 - G1 - W, 2-1)
Recorded Walk-Off Home Run	Will Simoneit (3-run), vs. Penn (4/28/19 - W, 8-7)
Recorded a 10-Game Hit Streak	11 games, Will Simoneit (2019)
Recorded a 15-Game Hit Streak	16 games, Brian Billigen (2012)
Recorded a 15-Game On-Base Streak	26 games, Adam Saks (2019)
Recorded a 20-Game On-Base Streak	26 games, Adam Saks (2019)
Recorded a 30-Game On-Base Streak	40 games, Nathan Ford (2009)
Recorded a 30-Game On-Base Streak	40 games, Nathan Ford (2009)

A CORNELL PITCHER...

Threw a 7-Inning No-Hitter	Connor Kaufmann, vs. Dartmouth (4/1/12 - W, 2-0)
Threw a 9-Inning No-Hitter	Larry Rafalski, vs. Hartwick (4/25/68 - W, 7-0)
Threw a Perfect Game	Gary Gronowski, vs. Oneonta (5/11/76 - W, 1-0) - 7-inning game
Threw a 7-Inning Complete Game	Tim Willittes, vs. Penn (4/22/17 - G1 - L, 0-5)
Threw a 7-Inning Complete Game Shutout	Brian McAfee, vs. Princeton (4/26/15 - G1 - W, 10-0)
Threw a 9-Inning Complete Game	Luke Yacinich, at Brown (5/7/22 - G1 - W, 3-0) - 111 pitches
Threw a 9-Inning Complete Game Shutout	Luke Yacinich, at Brown (5/7/22 - G1 - W, 3-0) - 111 pitches
Pitched 3+ Scoreless Innings of Relief	<b>Spencer Edwards (3.0 IP), at VCU (3/11/22 - L, 5-10) - 48 pitches</b>
Pitched 3+ Hitless Innings of Relief	<b>Spencer Edwards (3.0 IP), at VCU (3/11/22 - L, 5-10) - 48 pitches</b>
Pitched 4+ Scoreless Innings of Relief	Kevin Cushing (4.1 IP), vs. Harvard (3/25/22 - G1 - L, 5-7) - 68 pitches
Struck out 10+ Batters	10, Justin Lewis, at Navy (3/4/17 - G2 - L, 7-8)
Struck out 11+ Batters	13, Tim Willittes, at Bucknell (3/19/16 - G2 - W, 5-2)
Struck out 12+ Batters	13, Tim Willittes, at Bucknell (3/19/16 - G2 - W, 5-2)
Struck out 13+ Batters	13, Tim Willittes, at Bucknell (3/19/16 - G2 - W, 5-2)
Struck out 14+ Batters	15, Chris Schutt, at Columbia (4/19/03)
Struck out 15+ Batters	15, Chris Schutt, at Columbia (4/19/03)

Bold denotes occurred during 2023 season

BIG RED TRENDS

CATEGORY	2023	UNDER PEPICELLI
Overall	0-9	75-129-1
Ivy League Opponents	0-0	38-65
Non-Conference Opponents	0-9	37-64-1
vs. Power 5 Opponent	0-1	2-21
vs. Non-Power 5 Opponent	0-8	35-43-1
Home	0-0	26-36-1
Away	0-7	45-87
Neutral	0-2	4-6
Day Games (before 5 p.m.)	0-9	72-123-1
Night Games (5 p.m. or later)	0-0	3-6
February	0-3	0-17
March	0-6	28-47
April	0-0	39-56-1
May	0-0	8-9
Scoring 0-2 Runs	0-2	7-60
Scoring 3-5 Runs	0-6	21-47-1
Scoring 6-9 Runs	0-1	26-21
Scoring 10-Plus Runs	0-0	21-1
Allowing 0-2 Runs	0-0	29-7
Allowing 3-5 Runs	0-1	28-27-1
Allowing 6-9 Runs	0-4	16-55
Allowing 10-Plus Runs	0-4	2-40
Leading after Six Innings	0-1	54-10
Trailing after Six Innings	0-7	17-110
Tied after Six Innings	0-1	4-9-1
Leading after Seven Innings	0-1	47-6
Trailing after Seven Innings	0-7	11-98
Tied after Seven Innings	0-1	6-7-1
Leading after Eight Innings	0-1	50-3
Trailing after Eight Innings	0-8	5-102
Tied after Eight Innings	0-0	7-6-1
Big Red with No Home Runs	0-5	36-86
Big Red Hit a Home Run	0-4	39-45-1
Hits One Home Run	0-3	26-36-1
Hits Multiple Home Runs	0-1	13-9
Big Red Are Errorless	0-1	26-31
Big Red Has an Error	0-8	49-98-1
Commits One Error	0-3	27-34-1
Commits Multiple Errors	0-5	22-64
Out-hit Opponent	0-0	58-15
Out-hit by Opponent	0-9	13-106-1
Hits are Equal	0-0	4-8
Big Red Scores First	0-6	48-44-1
Opponent Scores First	0-3	27-85
Extra-Inning Games	0-0	6-9-1
One-Run Games	0-0	21-25
Two-Run Games	0-1	13-21
Five-Plus-Run Games	0-6	17-61
Shutouts	0-0	6-15

Overall0-9

Home0-0

Away0-7

Neutral0-2

Ivy League0-0

2023 CORNELL BATTING STATISTICS


PLAYER	AVG	GP	GS	AB	R	H	2B	3B	HR	RBI	TB	SLG%	BB	HBP	SO	GDP	OB%	SF	SH	SB	ATT
1 John Quinlan	.300	7	5	20	5	6	0	1	1	5	11	.550	4	1	6	0	.423	1	0	0	2
15 Sam Kaplan	.286	9	9	35	3	10	3	0	0	2	13	.371	3	0	12	1	.342	0	0	1	1
2 Matt Barnhorst	.258	9	9	31	4	8	1	0	1	3	12	.387	1	1	9	1	.294	1	1	4	5
18 TJ Swidorski	.250	6	6	20	4	5	2	0	1	3	10	.500	3	0	5	0	.348	0	1	1	1
6 Kyle Musser	.211	5	5	19	2	4	1	0	0	4	5	.263	0	0	5	1	.211	0	0	0	0
11 Wils Guy	.208	8	7	24	2	5	0	0	0	2	5	.208	4	0	4	0	.321	0	2	0	1
7 Max Jensen	.188	9	9	32	4	6	0	0	0	4	6	.188	7	0	6	0	.325	1	0	1	1
12 Ryan Porter	.179	8	8	28	2	5	2	0	0	1	7	.250	2	1	12	0	.258	0	0	2	2
22 Jakobi Davis	.143	9	8	28	2	4	2	0	1	4	9	.321	6	0	12	1	.294	0	1	0	3
21 Elijah Diaz	1.000	1	0	1	0	1	0	0	0	0	1	1.000	0	0	0	0	1.000	0	0	0	0
40 Nathan Waugh	.250	5	5	16	3	4	0	0	1	2	7	.438	5	0	7	0	.429	0	0	0	0
3 Ryan Ross	.133	7	5	15	3	2	0	0	1	4	5	.333	5	0	7	1	.350	0	0	0	0
4 Caden Wildman	.091	5	2	11	1	1	1	0	0	1	2	.182	0	0	8	0	.091	0	0	0	0
30 Joe Hollerbach	.000	2	2	5	2	0	0	0	0	0	0	.000	1	1	2	0	.286	0	0	0	0
13 Shane Russell	.000	2	0	3	0	0	0	0	0	0	0	.000	0	0	3	0	.000	0	0	0	0
25 Beck Urofsky	.000	2	1	3	0	0	0	0	0	0	0	.000	1	1	0	0	.400	0	0	0	0
TOTALS	.210	9	9	291	37	61	12	1	6	35	93	.320	42	5	98	5	.317	3	5	9	16
OPPONENTS	.304	9	9	286	81	87	13	0	10	69	130	.455	67	16	62	4	.457	3	2	22	28

2023 CORNELL PITCHING STATISTICS

PLAYER	ERA	W	L	APP	GS	CG	SHO	CBO	SV	IP	H	R	ER	BB	SO	2B	3B	HR	AB	BAA	WP	HBP	BK	SFA	SHA
34 Von Baker	4.61	0	1	3	3	0	0	0	0	13.2	12	10	7	10	13	2	0	0	48	.250	2	5	0	0	0
32 Carson Mayfield	6.30	0	0	4	0	0	0	0	0	10.0	18	12	7	2	9	1	0	2	46	.391	0	1	0	1	1
28 Spencer Edwards	6.92	0	1	5	0	0	0	0	0	13.0	8	10	10	10	12	1	0	0	47	.170	0	1	0	0	0
19 Noah Keller	11.70	0	2	4	3	0	0	0	0	10.0	11	14	13	14	11	2	0	2	40	.275	2	2	0	0	0
20 Ethan Hamill	12.27	0	3	3	3	0	0	0	0	11.0	20	15	15	8	7	1	0	4	48	.417	1	3	0	1	0
45 August Biben	0.00	0	0	2	0	0	0	0	0	11	1	0	0	2	0	0	0	0	4	.250	0	1	2	0	0
17 William Stephens	0.00	0	0	1	0	0	0	0	0	1.0	0	0	0	2	1	0	0	0	2	.000	0	0	0	0	0
5 Chris Ellison	2.70	0	0	3	0	0	0	0	0	3.1	2	2	1	3	1	0	0	0	12	.167	0	0	0	0	0
12 Ryan Porter	10.80	0	0	2	0	0	0	0	0	1.2	1	2	2	2	1	1	0	0	5	.200	0	1	0	1	0
25 Beck Urofsky	13.50	0	2	6	0	0	0	0	0	6.0	11	10	9	8	5	3	0	2	27	.407	1	1	0	0	0
16 Will Long	13.50	0	0	2	0	0	0	0	0	11	1	2	2	3	1	1	0	0	4	.250	2	0	0	0	1
9 Story Kimura	54.00	0	0	1	0	0	0	0	0	0.1	0	2	2	2	1	0	0	0	1	.000	1	0	0	0	0
42 Josh Shea	∞	0	0	1	0	0	0	0	0	0.0	2	2	2	1	0	1	0	0	2	1.000	0	1	0	0	0
TOTALS	8.67	0	9	9	9	0	0	0	0	72.2	87	81	70	67	62	13	0	10	286	.304	9	16	2	3	2
OPPONENTS	3.89	9	0	9	9	0	0	0	1	81.0	61	37	35	42	98	12	1	6	291	.210	7	5	0	3	5




2023 INDIVIDUAL AND TEAM GAME HIGHS			
INDIVIDUAL GAME HIGHS		TEAM GAME HIGHS	
BATTING		BATTING	
At-Bats	6, Max Jensen, at VCU (3/10)	At-Bats	39, at VCU (3/10)
Runs Scored	2, Kyle Musser, at VCU (3/12)	Runs Scored	9, at VCU (3/10)
Hits	3, Matt Barnhorst, at VCU (3/10)	Hits	13, at VCU (3/10)
Runs Batted In	3, (2x), Last: John Quinlan, vs. Purdue Fort Wayne (3/4)	Runs Batted In	8, at VCU (3/10)
Doubles	2, (2x), Last: TJ Swidorski, at #5 Wake Forest (3/5)	Doubles	2, (4x), Last: at VCU (3/10)
Triples	—	Triples	1, at VCU (3/11)
Home Runs	1, (6x), Last: John Quinlan, vs. Purdue Fort Wayne (3/4)	Home Runs	3, at James Madison (2/26)
Walks Drawn	2, (5x), Last: John Quinlan & TJ Swidorski, at VCU (3/10)	Walks Drawn	8, at VCU (3/10)
Strikeouts	4, Jakobi Davis, at James Madison (2/26)	Strikeouts	15, (2x), Last: at #5 Wake Forest (3/5)
Sacrifice Bunts	1, (5x), Last: Matt Barnhorst, at VCU (3/10)	Sacrifice Bunts	1, (5x), Last: at VCU (3/10)
Sacrifice Flies	1, (3x), Last: Matt Barnhorst, at VCU (3/11)	Sacrifice Flies	1, (3x), Last: at VCU (3/11)
Stolen Bases	2, (2x), Last: Matt Barnhorst, at VCU (3/11)	Stolen Bases	3, at VCU (3/10)
Hit by Pitches	1, (5x), Last: John Quinlan & Ryan Porter, at #5 Wake Forest (3/5)	Hit by Pitches	2, (2x), Last: at #5 Wake Forest (3/5)
Caught Stealing	1, (6x), Last: Wils Guy & Jakobi Davis, at VCU (3/12)	Caught Stealing	2, at VCU (3/12)
PITCHING		PITCHING	
Innings Pitched	5.2, Von Baker, at James Madison (2/26)	Innings Pitched	8.2, at James Madison (2/26)
Runs Allowed	8, Ethan Hamill, at VCU (3/11)	Hits Allowed	14, at VCU (3/10)
Earned Runs	8, Ethan Hamill, at VCU (3/11)	Runs Allowed	13, at VCU (3/10)
Walks Issued	5, (3x), Last: Von Baker, at #5 Wake Forest (3/5)	Earned Runs	13, at VCU (3/10)
Strikeouts	6, Von Baker, at James Madison (2/26)	Walks Issued	11, at #5 Wake Forest (3/5)
Hits Allowed	11, Ethan Hamill, at VCU (3/11)	Strikeouts	11, at VCU (3/12)
Doubles Allowed	1, (13x), Last: Beck Urofsky, at VCU (3/12)	Doubles Allowed	2, (5x), Last: at VCU (3/12)
Triples Allowed	—	Triples Allowed	—
Home Runs Allowed	2, (2x), Last: Ethan Hamill & Carson Mayfield, vs. Purdue Fort Wayne (3/4)	Home Runs Allowed	4, vs. Purdue Fort Wayne (3/4)
Wild Pitches	2, Noah Keller, at VCU (3/10)	Wild Pitches	3, at #5 Wake Forest (3/5)
Hit Batsmen	3, Von Baker, at VCU (3/12)	Hit Batsmen	5, at VCU (3/10)
FIELDING		FIELDING	
Putouts	11, John Quinlan, at VCU (3/12)	Putouts	26, at James Madison (2/26)
Assists	5, (2x), Last: Matt Barnhorst, vs. Purdue Fort Wayne (3/4)	Assists	11, (2x), Last: vs. Purdue Fort Wayne (3/4)
Errors	2, Ryan Porter, at VCU (3/12)	Errors	4, at James Madison (2/24)
Passed Balls	1, (3x), Last: John Quinlan, at VCU (3/12)	Passed Balls	1, (3x), Last: at VCU (3/12)
		Double Plays Turned	3, (2x), Last: at VCU (3/10)



**HAT:** Red hat with red 'C'

**JERSEY:** White with red Cornell


**PANTS:** White with single red stripe



**HAT:** Red hat with red 'C'

**JERSEY:** Gray with red Cornell

**PANTS:** Gray with single red stripe



**HAT:** White hat with red 'C', red brim

**JERSEY:** Red with white Cornell

**PANTS:** White with single red stripe

**HOME RECORD:** 0-0 (.000)

**ROAD RECORD:** 0-3 (.000)











**NEUTRAL RECORD:** 0-2 (.000)

**RUNS SCORED:** 27 (4.5 AVG)











DATE	OPPONENT	SCORE
2/24	at James Madison	L, 5-11
2/26	at James Madison	L, 5-7
3/3	vs. Ball State	L, 2-5
3/4	vs. Purdue Fort Wayne	L, 3-6
3/10	at VCU	L, 9-14
3/12	at VCU	L, 3-9

DATE	OPPONENT	SCORE
2/25	at James Madison	L, 2-9
3/5	at #5 Wake Forest	L, 3-10
3/11	at VCU	L, 5-10




2023 GAME-BY-GAME BATTING STATISTICS

DATE	OPPONENT	AB	R	H	RBI	2B	3B	HR	TB	BB	IBB	SB	CS	HBP	SAC	SF	GDP	SO	PO	A	E	LOB	AVG
2/24	 at James Madison	33	5	7	5	2	0	1	12	6	0	1	0	1	0	1	1	8	24	11	4	9	.212
2/25	 at James Madison	34	2	7	2	1	0	1	11	5	0	0	1	0	0	0	1	8	24	8	2	10	.209
2/26	 at James Madison	32	5	7	5	0	0	3	16	3	0	2	1	2	1	0	0	13	26	7	1	6	.212
3/3	 vs. Ball State	27	2	2	2	1	0	0	3	6	0	0	1	0	1	0	0	10	24	9	1	4	.183
3/4	 vs. Purdue Fort Wayne	31	3	6	3	2	0	1	11	4	0	0	1	0	0	0	1	15	24	11	0	5	.185
3/5	 at Wake Forest	29	3	5	3	2	0	0	7	2	0	0	0	2	0	1	2	15	24	7	1	4	.183
3/10	 at VCU	39	9	13	8	2	0	0	15	8	0	3	1	0	1	0	0	11	24	7	2	12	.209
3/11	 at VCU	33	5	7	5	1	1	0	10	4	0	2	0	0	1	1	0	9	24	7	2	7	.209
3/12	 at VCU	33	3	7	2	1	0	0	8	4	0	1	2	0	1	0	0	9	24	6	3	8	.210
 TOTALS		291	37	61	35	12	1	6	93	42	0	9	7	5	5	3	5	98	218	73	16	65	

2023 GAME-BY-GAME PITCHING STATISTICS

DATE	OPPONENT	IP	H	R	ER	BB	SO	2B	3B	HR	WP	BK	HBP	DP	IBB	SCORE	W	L	SV	ERA	WHIP	BB/9	SO/9
2/24	 at James Madison	8.0	9	11	8	9	4	0	0	1	1	2	1	0	0	5-11	0	1	0	9.00	2.25	10.13	4.50
2/25	 at James Madison	8.0	9	9	9	10	6	2	0	1	0	0	1	0	0	2-9	0	2	0	10.13	2.31	10.69	5.63
2/26	 at James Madison	8.2	9	7	6	7	7	2	0	1	0	0	1	0	0	5-7	0	3	0	8.39	2.15	9.49	6.20
3/3	 vs. Ball State	8.0	6	5	4	6	5	2	0	0	0	0	0	1	0	2-5	0	4	0	7.44	1.99	8.82	6.06
3/4	 vs. Purdue Fort Wayne	8.0	10	6	5	4	5	1	0	4	0	0	0	0	0	3-6	0	1	0	7.08	1.94	7.97	5.98
3/5	 at Wake Forest	8.0	8	10	9	11	8	1	0	1	3	0	1	3	0	3-10	0	6	0	7.58	2.01	8.69	6.47
3/10	 at VCU	8.0	16	14	13	10	9	2	0	1	2	0	5	3	0	9-14	0	7	0	8.58	2.19	9.05	6.99
3/11	 at VCU	8.0	12	10	10	4	7	1	0	1	1	0	4	1	0	5-10	0	8	0	8.91	2.16	8.49	7.10
3/12	 at VCU	8.0	8	9	6	6	11	2	0	0	2	0	3	1	0	3-9	0	9	0	8.67	2.12	8.30	7.68
 TOTALS		72.2	87	81	70	67	62	13	0	10	9	2	16	8	0	37-81	0	9	0				

GAME-BY-GAME INFORMATION

DATE	OPPONENT	TIME/ RESULT	CORNELL				OPPONENTS										TIME	ATT
			R	H	E	LOB	R	H	E	LOB	REC	IVY	POS	Win	Loss	Save		
2/24	 at James Madison	L, 5-11	5	7	4	9	11	9	2	9	0-1	—	—	Scully (1-0)	Keller (0-1)	◀ —	2:53	413
2/25	 at James Madison	L, 2-9	2	7	2	10	9	9	2	8	0-2	—	—	Murphy (1-0)	Hamill (0-1)	◀ —	2:50	188
2/26	 at James Madison	L, 5-7	5	7	1	6	7	9	0	7	0-3	—	—	Kleinfelter (1-0)	Urofsky (0-1)	◀ —	2:46	473
3/3	 vs. Ball State	L, 2-5	2	2	1	4	5	6	0	5	0-4	—	—	Hartlaub (1-2)	Urofsky (0-2)	◀ —	2:31	157
3/4	 vs. Purdue Fort Wayne	L, 3-6	3	6	0	5	6	10	0	6	0-5	—	—	Deany (1-1)	Hamill (0-2)	◀ Fine (1)	2:13	167
3/5	 at Wake Forest	L, 3-10	3	5	1	4	10	8	0	7	0-6	—	—	Hartle (3-0)	Baker (0-1)	◀ —	2:30	1,245
3/10	 at VCU	L, 9-14	9	13	2	12	14	16	2	14	0-7	—	—	Ellis (1-2)	Keller (0-2)	◀ —	3:28	500
3/11	 at VCU	L, 5-10	5	7	2	7	10	12	1	10	0-8	—	—	Gladden (1-0)	Hamill (0-3)	◀ —	2:33	200
3/12	 at VCU	L, 3-9	3	7	3	8	9	8	2	8	0-9	—	—	Delane (1-2)	Edwards (0-1)	◀ —	2:33	250
3/18	 at George Mason	11 a.m.																
3/18	 at George Mason	2:30 p.m.																
3/19	 at George Mason	1 p.m.																
3/25	 at Yale	11:30 a.m.																
3/25	 at Yale	2:30 p.m.																
3/26	 at Yale	12 p.m.																
4/1	 at Columbia	11:30 a.m.																
4/1	 at Columbia	2:30 p.m.																
4/2	 at Columbia	12 p.m.																
4/4	 ITHACA	3:30 p.m.																
4/8	 BROWN	11:30 a.m.																
4/8	 BROWN	2:30 p.m.																
4/9	 BROWN	12 p.m.																
4/11	 at Binghamton	6:30 p.m.																
4/15	 at Harvard	11:30 a.m.																
4/15	 at Harvard	2:30 p.m.																
4/16	 at Harvard	12 p.m.																
4/18	 BINGHAMTON	3:30 p.m.																
4/22	 PRINCETON	11:30 a.m.																
4/22	 PRINCETON	2:30 p.m.																
4/23	 PRINCETON	12 p.m.																
4/28	 PENN	11:30 a.m.																
4/29	 PENN	2:30 p.m.																
4/29	 PENN	12 p.m.																
5/2	 at Binghamton	6:30 p.m.																
5/6	 at Dartmouth	11:30 a.m.																
5/6	 at Dartmouth	2:30 p.m.																
5/7	 at Dartmouth	12 p.m.																

## 2023 CORNELL BASEBALL TV / PHOTO ROSTER



1

**JOHN QUINLAN**  
C/OF | R/R | So. | 5'9" | 180  
Rancho Santa Margarita, Calif.



2

**MATT BARNHORST**  
INF/OF | R/R | Jr. | 6'0" | 195  
Ponte Vedra Beach, Fla.



3

**RYAN ROSS**  
INF | R/R | Sr. | 6'0" | 195  
Elmhurst, Ill.



4

**CADEN WILDMAN**  
OF | R/R | Fr. | 6'3" | 215  
Woodbury, Minn.



5

**CHRIS ELLISON**  
RHP | R/R | So. | 6'0" | 190  
Howell, N.J.



6

**KYLE MUSSER**  
OF | R/R | So. | 5'10" | 182  
Lititz, Pa.



7

**MAX JENSEN**  
INF | L/R | So. | 6'2" | 190  
Burke, Va.



8

**FRANCO ALONSO**  
INF | R/R | Sr. | 6'2" | 195  
Pasadena, Calif.



9

**STORY KIMURA**  
RHP | R/R | Jr. | 6'0" | 175  
Dallas, Texas



11

**WILS GUY**  
OF | R/R | Sr. | 5'10" | 165  
San Luis Obispo, Calif.



12

**RYAN PORTER**  
INF | R/R | So. | 6'0" | 185  
Houston, Texas



13

**SHANE RUSSELL**  
1B | R/R | Sr. | 6'2" | 220  
Matthews, N.C.



15

**SAM KAPLAN**  
OF | R/R | Sr. | 6'1" | 210  
Las Vegas, Nev.



16

**WILL LONG**  
RHP | R/R | So. | 6'0" | 170  
Great Falls, Va.



17

**WILLIAM STEPHENS**  
RHP | R/R | Jr. | 6'2" | 205  
Stone Mountain, Ga.



18

**TJ SWIDORSKI**  
INF | R/R | Fr. | 6'0" | 185  
Woodbury, Minn.



19

**NOAH KELLER**  
LHP | L/L | Fr. | 6'1" | 210  
Goodrich, Mich.



20

**ETHAN HAMILL**  
RHP | R/R | Fr. | 6'3" | 200  
Chester, Va.



21

**ELIJAH DIAZ**  
OF | L/L | Sr. | 5'8" | 181  
Bronx, N.Y.



22

**JAKOBI DAVIS**  
OF | L/L | So. | 6'4" | 210  
Sarasota, Fla.



23

**BRADEN MACK**  
C/RHP | R/R | Jr. | 6'2" | 210  
Woodbridge, Va.



25

**BECK UROFSKY**  
INF/RHP | R/R | Fr. | 6'4" | 225  
Silver Spring, Md.



26

**TOM CLANCY**  
RHP | R/R | So. | 6'1" | 190  
Westfield, N.J.



28

**SPENCER EDWARDS**  
LHP | L/L | Sr. | 6'3" | 190  
Rancho Santa Margarita, Calif.



30

**JOE HOLLERBACH**  
INF | R/R | Sr. | 6'3" | 215  
Orinda, Calif.



31

**JOHN GERFEN**  
LHP | R/L | Fr. | 6'0" | 195  
Brewster, N.Y.



32

**CARSON MAYFIELD**  
RHP | R/R | Fr. | 6'5" | 200  
Annandale, Va.



34

**VON BAKER**  
RHP | R/R | Jr. | 6'7" | 235  
St. Johnsville, N.Y.



36

**MATTHEW WALTERS**  
OF/RHP | R/R | Fr. | 5'11" | 195  
Granbury, Texas



37

**WILLIAM JAUN**  
1B/LHP | L/L | So. | 6'3" | 225  
Loveland, Ohio



40

**NATHAN WAUGH**  
C | R/R | Jr. | 6'5" | 230  
Placentia, Calif.



42

**JOSH SHEA**  
RHP | R/R | Fr. | 5'11" | 175  
Cortlandt Manor, N.Y.



45

**AUGUST BIBEN**  
RHP | R/R | Sr. | 6'0" | 230  
New York, N.Y.



24

**DAN PEPICELLI**  
Head Coach  
8th Season



14

**TOM FORD**  
Associate Head Coach  
15th Season



27

**JOHN TOPPA**  
Assistant Coach  
2nd Season



44

**JUSTIN DEVOID**  
Volunteer Assistant Coach  
1st Season