



MEN'S HOCKEY GAME NOTES

LYNAH RINK ▶ 536 CAMPUS ROAD, ITHACA, N.Y. 14853

CORNELLBIGRED.COM ▶ @CORNELLMHOCKEY ▶ @CORNELLSPORTS ▶ @ECACHOCKEY ▶ @IVYLEAGUE ▶ #YELLCORNELL



#3 CORNELL
RECORD: 20-9-2 • 15-6-1 ECAC
USCHO: 10 • USA TODAY: 11

FRI., MARCH 17, 2023 • 7:30 P.M. • HERB BROOKS ARENA
GAME NO. 32 | TV: ESPN+ | RADIO: WHCU (870 AM, 97.7 FM)
162ND ALL-TIME MEETING • CORNELL LEADS, 79-69-13 (MORE INFO PG. 7)

#2 HARVARD
RECORD: 23-6-2 • 18-4-0 ECAC
USCHO: 6 • USA TODAY: 6



2022-23 SCHEDULE

DATE	OPPONENT	TV	TIME/SCORE
OCTOBER (0-2-0)			
10/15	OTTAWA (EXH.)	ESPN+	W, 5-1
10/20	GUELPH (EXH.)	ESPN+	W, 8-1
10/28	AT #19 MINN. DULUTH	NCHC.tv	L, 2-3
10/29	AT #19 MINN. DULUTH	NCHC.tv	L, 2-4
NOVEMBER (6-2-0, 4-2-0 ECAC)			
11/4	AT PRINCETON*	ESPN+	W, 3-1
11/5	AT #7 QUINNIPIAC*	ESPN+	L, 0-2
11/11	AT ST. LAWRENCE*	ESPN+	W, 5-1
11/12	AT CLARKSON*	ESPN+	L, 1-4
11/18	YALE*	ESPN+	W, 5-2
11/19	BROWN*	ESPN+	W, 5-1
11/22	SHU SACRED HEART	ESPN+	W, 2-1
THE FROZEN APPLE (NEW YORK, N.Y.)			
11/26	VS. #6 UCONN	ESPN+	W, 6-0
DECEMBER (2-1-1, 1-1-0 ECAC)			
12/2	#7 HARVARD*	ESPN+	L, 1-2 (OT)
12/3	DARTMOUTH*	ESPN+	W, 1-0
12/29	AIC	ESPN+	W, 8-4
12/30	AIC	ESPN+	T, 3-3 (SOW)
JANUARY (5-2-0, 5-1-0 ECAC)			
1/6	AT UNION*	ESPN+	W, 6-1
1/7	AT RPI*	ESPN+	W, 6-4
1/14	AT #7 BOSTON UNIV.	ESPN+	L, 3-4
1/20	#1 QUINNIPIAC*	ESPN+	W, 4-0
1/21	PRINCETON*	ESPN+	W, 3-2
1/27	AT DARTMOUTH*	ESPN+	W, 3-2
1/28	AT #10 HARVARD*	ESPN+	L, 2-6
FEBRUARY (5-2-1, 5-2-1 ECAC)			
2/3	RPI*	ESPN+	W, 3-1
2/4	UNION*	ESPN+	W, 10-1
2/10	COLGATE*	ESPN+	W, 3-2
2/11	AT COLGATE*	ESPN+	T, 4-4 (SOL)
2/17	CLARKSON*	ESPN+	L, 3-4
2/18	ST. LAWRENCE*	ESPN+	L, 0-1
2/24	AT BROWN*	ESPN+	W, 5-0
2/25	AT YALE*	ESPN+	W, 5-1
MARCH (2-0-0)			
ECAC HOCKEY CHAMPIONSHIPS (ITHACA, N.Y.)			
3/10	CLARKSON	ESPN+	W, 2-1
3/11	CLARKSON	ESPN+	W, 3-1
ECAC HOCKEY CHAMPIONSHIPS (LAKE PLACID, N.Y.)			
3/17	VS. #6 HARVARD	ESPN+	7:30 P.M.
3/18	QUINNIPIAC / COLGATE	ESPN+	7:30 P.M.

* - Denotes ECAC Hockey contest

Bold Red CAPS denotes home game

All game times Eastern, subject to change



PUCK DROP

The No. 10-ranked, and No. 3-seeded, Cornell men's hockey team plays the No. 6-ranked, and No. 2-seeded Harvard in the second semifinal game of the 2023 ECAC Hockey Championship this evening at the 1980 Rink — Herb Brooks Arena in Lake Placid, N.Y.

BACK TO LAKE PLACID

Cornell is making its fourth appearance in Lake Placid since the 2016-17 season. Following the tournament's return to Lake Placid for the 2013-14 season, the Big Red has officially reached the ECAC Hockey final four five times (2013-14, 2016-17, 2017-18, 2018-19, 2022-23).

Tonight's contest will be the 44th time Cornell is playing a game in Lake Placid, dating back to its first game against St. Lawrence — an 11-1 win — on Dec. 26, 1938, at Jack Shea Arena (currently named the 1932 Rink). It will be the Big Red's 27th game played at the 1980 Rink, where Cornell has a 13-13 record.

In its 13 victories at the 1980 Rink, Cornell has scored three-plus goals in 11 games, and has also allowed two goals or less in 11 contests.

LAST WEEKEND REWIND

Cornell swept its best-of-three quarterfinal series against No. 6-seeded Clarkson with victories of 2-1 and 3-1 at Lynah Rink last weekend.

Senior forward **JACK MALONE** (1-1-2), junior forward **GABRIEL SEGER** (1-1-2), and freshman forward **DALTON BANCROFT** (0-2-2) had multi-point weekends for the Big Red.

Sophomore goaltender **IAN SHANE** made 35 saves for Cornell in the two-game sweep, posting a 1.00 goals-against average and a .946 save percentage.

IVY LEAGUE CHAMPS

Cornell claimed its 25th Ivy League title with its 5-1 win over Yale on Feb. 25. The Big Red's 25 points (8-2-0) in Ancient Eight contests edged Harvard's 24 points (9-1-0).

It was the Big Red's first Ivy League title since 2019-20. The Big Red has claimed three of the last four Ancient Eight titles, joining the 2018-19 and 2019-20 squads. Harvard won the only other Ivy title in the stretch in 2021-22.

The Big Red's 25 Ancient Eight titles are second among the six Ivy League schools that currently field programs. Harvard has the most (28), while Yale is in third with 15.

Since Princeton won the Ivy League in 2007-08, the trophy has only been in the possession of Cornell (six times), Yale (also six times), and Harvard (three times).

TAKE A BREAK!

With its 4-4 tie to Colgate on Feb. 11, Cornell clinched one of the coveted top-four seeds in this year's ECAC Hockey Championship.

Excluding the 2020-21 campaign, Cornell has been a top-four seed in each of the last six tournaments that it has participated in.

In years Cornell has had a first-round bye, the Big Red has now moved onto the semifinals in nine of the last 10 instances. Last year was the lone instance it did not advance.

Since the adoption of the 12-team tournament format entering the 2002-03 campaign, Cornell has been a top-four seed in 16 of the 20 tournaments played.

IVY LEAGUE HISTORY

IVY LEAGUE TITLE HISTORY

Since first awarded following 1933-34 season

SCHOOL	TITLES	LAST
Harvard	28	2021-22
Cornell	25	2022-23
Yale	15	2015-16
Dartmouth	14	2006-07
Brown	7	2003-04
Princeton	4	2007-08

NOTE: Ivy League titles were not awarded between 1943-46 (World War II) and in 2020-21 (COVID-19 pandemic)

ECAC HOCKEY LEADERS

MOST TIMES BEING A TOP-FOUR SEED

Since Adoption of 12-Team Tournament in 2002-03

SCHOOL	TOP-4s
Cornell	16
Harvard	12
Quinnipiac, Union	8
Colgate, Yale	7
Clarkson	6
St. Lawrence	5
Princeton, RPI	2
Brown, Vermont	1

2022-23 CORNELL MEN'S HOCKEY ROSTER

NO	NAME <i>(Pronunciation)</i>	POS	YR	HT	WT	S/C	HOMETOWN	LAST TEAM	NHL
2	Peter Muzyka <i>(mew-ZEE-kuh)</i>	D	6-3	194	Sr.	L	Toronto, Ontario	New Mexico Ice Wolves (NAHL)	
3	Jack O'Brien	D	6-0	170	Fr.	L	White Rock, British Columbia	Nanaimo Clippers (BCHL)	
4	Hank Kempf <i>(KEHM-ph)</i>	D	6-2	200	So.	L	Wilmette, Ill.	Muskegon Lumberjacks (USHL)	
5	Sebastian Dirven	D	6-3	205	Sr.	L	Bainsville, Ontario	Central Illinois Flying Aces (USHL)	
7	Jimmy Rayhill	D	5-9	175	So.	R	New Hartford, N.Y.	Odessa Jackalopes (NAHL)	
8	Jack Lagerstrom <i>(LAH-gher-strum)</i>	D	6-2	177	Jr.	R	Edina, Minn.	Tri-City Storm (USHL)	
9	Jack O'Leary	F	5-7	162	Jr.	R	St. James, N.Y.	Cedar Rapids RoughRiders (USHL)	
10	Travis Mitchell C	D	6-3	207	Sr.	L	South Lyon, Mich.	Omaha Lancers (USHL)	
11	Sean Donaldson	F	5-11	180	Fr.	L	Vancouver, British Columbia	Nanaimo Clippers (BCHL)	
12	Tim Rego <i>(REE-go)</i>	D	6-0	172	Jr.	R	Mansfield, Mass.	Brooks Bandits (AJHL)	
13	Jack Malone	F	6-1	193	Sr.	R	Madison, N.J.	Youngstown Phantoms (USHL)	
15	Max Andreev A <i>(on-DRAY-ev)</i>	F	6-0	182	Sr.	L	Moscow, Russia	Central Illinois Flying Aces (USHL)	
16	Gabriel Seger <i>(SEE-gher)</i>	F	6-4	210	Jr.	L	Uppsala, Sweden	Union College (ECAC)	
17	Dalton Bancroft	F	6-3	200	Fr.	R	Madoc, Ontario	Trenton Golden Hawks (OJHL)	
18	Kyler Kovich	F	6-2	182	So.	L	Coquitlam, British Columbia	Tri-City Storm (USHL)	
19	Sullivan Mack	F	6-1	189	So.	L	Anchorage, Alaska	Salmon Arm Silverbacks (BCHL)	
20	Matt Stienburg A <i>(STINE-burg)</i>	F	6-2	195	Sr.	R	Halifax, Nova Scotia	St. Andrew's College (CISAA)	
21	Zach Tupker	F	6-1	197	Sr.	L	Collingwood, Ontario	Carleton Place Canadians (CCHL)	
22	Kyle Penney	F	6-1	204	Jr.	L	Lawrencetown, Nova Scotia	Chilliwack Chiefs (BCHL)	
23	Winter Wallace	F	6-3	215	Fr.	R	Boulder, Colo.	Youngstown Phantoms (USHL)	
24	Sam Malinski C <i>(muh-lin-skee)</i>	D	5-11	189	Sr.	R	Lakeville, Minn.	Bismarck Bobcats (NAHL)	
26	Ondrej Psenicka <i>(ON-dray zeh-NEET-skuh)</i>	F	6-6	211	So.	L	Praha, Czechia	Waterloo Black Hawks (USHL)	
27	Michael Suda <i>(SOO-duh)</i>	D	6-1	180	So.	L	Cheektowaga, N.Y.	Fargo Force (USHL)	
28	Nick DeSantis <i>(dih-san-TISS)</i>	F	5-9	155	Fr.	R	Collegeville, Pa.	Madison Capitols (USHL)	
29	Ben Berard	F	6-0	191	Sr.	L	Duncan, British Columbia	Powell River Kings (BCHL)	
30	Ian Shane	G	6-0	167	So.	L	Manhattan Beach, Calif.	Bismarck Bobcats (NAHL)	
33	Remington Keopple <i>(KEH-pull)</i>	G	6-2	190	Fr.	L	New Richmond, Wis.	Des Moines Buccaneers (USHL)	
34	Ryan McInchak <i>(mick-IN-chack)</i>	G	6-0	175	Jr.	L	Trenton, Mich.	American International College (AHA)	


















COACHING STAFF

Head Coach:	Mike Schafer <i>(SHAY-fur)</i>
Associate Head Coach:	Ben Syer <i>(SIGH-er)</i>
Assistant Coach:	Sean Flanagan
Volunteer Ast. Coach:	Mitch Stephens
Director of Hockey Ops:	Ben Russell
Athletic Trainer:	Ed Kelly
Equipment Manager:	Sean Schmidt

ROSTER BREAKDOWN BY CLASS

<u>FRESHMAN (6)</u>	<u>SOPHOMORE (7)</u>	<u>JUNIOR (6)</u>	<u>SENIOR (9)</u>
3 O'Brien	4 Kempf	8 Lagerstrom	2 Muzyka
11 Donaldson	6 Kovich	9 O'Leary	5 Dirven
17 Bancroft	7 Rayhill	12 Rego	10 Mitchell
23 Wallace	19 Mack	16 Seger	13 Malone
28 DeSantis	26 Psenicka	22 Penney	15 Andreev
33 Keopple	27 Suda	34 McInchak	20 Stienburg
	30 Shane		21 Tupker
			24 Malinski
			29 Berard

ROSTER BREAKDOWN BY STATE / PROVINCE / COUNTRY

 British Columbia	4	 Alaska	1	 New Jersey	1
 Ontario	4	 California	1	 Pennsylvania	1
 New York	3	 Colorado	1	 Russia	1
 Michigan	2	 Czechia	1	 Sweden	1
 Minnesota	2	 Illinois	1	 Wisconsin	1
 Nova Scotia	2	 Massachusetts	1		

CORNELL QUICK FACTS

GENERAL INFORMATION

Location Ithaca, N.Y.
 Enrollment (2022 Fall Undergraduate) 15,735
 Founded 1865
 Nickname Big Red
 School Colors Carmelian Red (Pantone 187) and White
 Conference Ivy League / ECAC Hockey
 President Martha E. Pollack
 Meakam*Smith Director of Athletics Dr. Nicki Moore
 Athletics Website CornellBigRed.com
 Ticket Office Phone (607) 255-4247
 Ticket Office Website BigRedTix.com

HISTORY

Seasons of Hockey 106th
 First Season 1900-01
 All-Time Record (Win %) 1208-754-154 (.607)
 Cleary Cup (ECAC Regular-Season Titles) (last) 11 (2020)
 Ivy League Regular-Season Titles (last) 25 (2023)
 Whitelaw Cup (ECAC Championships) (last) 12 (2010)
 NCAA Tournament Appearances (last) 22 (2019)
 Most Consecutive NCAA Appearances 4 (1967-70)
 Frozen Four Appearances (last) 8 (2003)
 National Championships 2 (1967, 1970)
 NCAA Tournament Record (Win %) 19-25 (.432)

LYNAH RINK

Year Opened (Seasons) 1957
 Capacity 4,267
 All-Time Record (Win %) 602-229-70 (.707)
 Under Mike Schafer (Win %) 273-104-45 (.700)

COACHING STAFF

Head Coach Mike Schafer (Cornell '86)
 Overall Record 519-280-105 (.632)
 Record at Cornell Same as above
 Associate Head Coach Ben Syer (Western Ontario '98)
 Assistant Coach Sean Flanagan (St. Lawrence '10)
 Volunteer Assistant Mitch Stephens (Geneseo '07)
 Director of Hockey Operations Ben Russell (Cornell '20)

2021-22 REVIEW

Overall Record 18-10-4
 ECAC Hockey Record (Finish) 12-6-4 (4th)
 Home Record 9-4-3
 Road Record 8-6-1
 Neutral Record 1-0-0
 ECAC Hockey Championship No. 4 seed / Quarterfinals
 Lost to Colgate in best-of-three series (2-1)
 NCAA Tournament Not selected
 USCHO.com Poll Ranking (final) Not ranked / RV
 USA Today Poll Ranking (final) Not ranked

2022-23 TEAM INFORMATION

Returns / Lost 20 / 10
 Newcomers 8
 Fr / So / Jr / Sr 6 / 7 / 6 / 9

COMMUNICATIONS

Jeremy Hartigan
 Associate Director of Athletics for Communications
 Marshall Haim
 Assistant Director of Athletic Communications (MIH)
 Phone (mobile) (716) 465-4945
 Email mh2348@cornell.edu
 Matthew Jensen
 Assistant Director of Athletic Communications
 Aaron Kelly
 Communications Coordinator

Mailing Address Cornell University Athletics
 Teagle Hall, 512 Campus Road, Ithaca, N.Y., 14853
 Twitter / Instagram @CornellSports
 Facebook /CornellSports

#YELLCORNELL

TALE OF THE TAPE

as of 3/15/23



Overall Record	20-9-2	23-6-2
60-Minute Record	20-8-3	17-5-9
Overtime Record	0-1-2	6-1-2
Shootout Record	1-1	0-1
Team Offense	3.52	3.90
National Rank	8th	6th
Conf. Offense	3.55	3.91
Conf. Rank	3rd	2nd
Team Defense	2.03	2.26
National Rank	3rd	8th
Conf. Defense	1.91	2.18
Conf. Rank	2nd	3rd
Power Play Pct.	26.7%	24.3%
National Rank	4th	9th
Conf. Power Play Pct.	32.4%	21.3%
Conf. Rank	1st	T-4th
Penalty Kill Pct.	81.7%	82.0%
National Rank	20th	17th
Conf. PK Pct.	76.4%	80.0%
Conf. Rank	11th	8th

Faceoff Percentages



CORNELL
(54.3%; 5th)

	W	L	PCT
16 Gabriel Seger	267	155	63.3
21 Zach Tupker	283	229	55.3
15 Max Andreev	246	220	52.8
13 Jack Malone	95	107	47.0
22 Kyle Penney	44	59	42.7



HARVARD
(52.9%; 15th)

	W	L	PCT
23 Baker Shore	231	169	57.8
25 John Farinacci	176	138	56.1
59 Zakary Karpa	154	125	55.2
7 Philip Tresca	118	113	51.1
19 Matthew Coronato	238	233	50.5

HAVING AN EYE FOR THE GOAL

With its 109 goals this season, Cornell has surpassed the century mark for goals in each of its last five years of competition, dating back to 2017-18.

It is the first time the Big Red has netted 100-plus goals in at least five consecutive seasons since doing so in 27 straight years from 1964-91.

Despite scoring 100-plus goals in each of the last four previous seasons, this year's 109 goals are the most by a Big Red squad since 2004-05 when it scored 111 goals in 35 contests (3.17 goals per game).

This year's 3.52 goals-per-game average — which ranks eighth nationally — is the highest by a Cornell team with at least 30 games played since 2002-03 (133 goals in 36 games — 3.69).

POINT SEGER

Junior forward **GABRIEL SEGER** has 22 assists and 29 points this season, with both figures currently serving as team highs.

With his next point, Seger will be the first Cornell player to have a 30-point season since **MORGAN BARRON** (14-18—32) in 2019-20.

No Cornell player has had at least 30 points in their first year with the Big Red since **RILEY NASH** had 32 points (12 goals, 20 assists) in his freshman year in 2007-08.

Seger has 10 points (one goal, nine assists) over his last eight games, and has three multi-assist performances in the span.

His 22 assists are currently the eighth-most helpers by a player in ECAC Hockey this season. It is the most helpers by a Cornell player since defenseman **YANNI KALDIS** had a 24-assist season in 2018-19. Seger is the first Cornell forward with at least 20 assists in a season since **GREG MILLER** had 25 assists in 2010-11.

Seger is the first Big Red player with 20-plus assists in his first season donning Cornelian Red since Nash's 20 assists in 2007-08.

CORNELL HISTORY

MOST GOALS SCORED IN A SINGLE SEASON
 Cornell Program History

RK	SEASON	GAMES	GOALS	GPG
1.	1976-77	29	204	7.03
2.	1977-78	27	195	7.22
3.	1968-69	29	190	6.55
23.	1987-88	28	121	4.32
25.	2001-02	35	118	3.37
26.	1988-89	30	113	3.77
27.	2004-05	35	111	3.17
T28.	1982-83	26	109	4.19
T28.	1989-90	29	109	3.76
T28.	2022-23	31	109	3.52

ECAC HOCKEY LEADERS

ASSISTS LEADERS
 This Season (as of 3/15/23)

PLAYER	GP	AST	AVG.
Colin Graf	36	34	0.94
Sean Farrell	31	31	1.00
Ayrton Martino	37	29	0.78
Nick Anderson	37	25	0.68
Henry Thrun	30	24	0.80
Sam Lipkin	34	23	0.68
Zach Metsa	35	23	0.66
Gabriel Seger	27	22	0.81
Alex Laferriere	31	20	0.65

NCAA RANKINGS

DCU / USCHO.com Poll (as of 3/13/23)
 Bold denotes Cornell opponent in 2022-23

TEAM	Record	Last	Pts
1. Minnesota (38)	26-8-1	1	988
2. Quinnipiac (12)	30-3-3	2	956
3. Denver	30-8-0	3	903
4. Michigan	23-11-3	4	834
5. Boston University	25-10-0	5	797
6. Harvard	23-6-2	6	752
7. St. Cloud State	22-12-3	8	686
8. Ohio State	20-15-3	9	587
9. Western Michigan	23-14-1	7	560
10. Cornell	20-9-2	12	532
11. Penn State	21-15-1	11	500
12. Minnesota State	24-12-1	13	469
13. Michigan Tech	24-10-4	10	455
14. Merrimack	22-12-1	14	367
15. Alaska	22-10-2	16	267
16. Northeastern	17-13-5	15	158
17. North Dakota	18-14-6	RV	151
18. Omaha	19-15-3	17	112
19. Michigan State	18-18-2	18	109
20. UMass Lowell	18-14-3	RV	85

Receiving votes: UConn (74), Notre Dame (54), Northern Michigan (47), Providence (31), RIT (17), Boston College (5), Canisius (2), Minnesota Duluth (2), Colorado College (1), Holy Cross (1)

USA Today/USA Hockey Magazine Poll (as of 3/13/23)
 Bold denotes Cornell opponent in 2022-23

TEAM	Record	Last	Pts
1. Minnesota (28)	26-8-1	1	676
2. Quinnipiac (6)	30-3-3	2	644
3. Denver	30-8-0	3	619
4. Michigan	23-11-3	4	569
5. Boston University	25-10-0	6	526
6. Harvard	23-6-2	5	524
7. St. Cloud State	22-12-3	7	480
8. Ohio State	20-14-3	9	417
9. Western Michigan	23-14-1	8	370
10. Penn State	21-15-1	11	367
11. Cornell	20-9-2	13	344
12. Minnesota State	24-12-1	12	332
13. Michigan Tech	24-10-4	10	294
14. Merrimack	22-12-1	14	239
15. Alaska	22-10-2	15	183
16. North Dakota	18-14-6	RV	116
17. Michigan State	18-18-2	17	105
18. Northeastern	17-13-5	16	102
19. Omaha	19-15-3	18	91
20. Notre Dame	16-16-5	20	52

Receiving votes: UMass Lowell (36), UConn (26), Providence (15), Northern Michigan (10), RIT (10)

SAM'S THE MAN

Senior defenseman **SAM MALINSKI** has the fifth-most points by an ECAC Hockey blueliner this season. His 26 points (eight goals, 18 assists) are five off shy of matching Quinnipiac's Zach Metsa for the lead in ECAC Hockey.

Malinski's 26 points are the most by a Cornell defenseman since **YANNI KALDIS** had 28 points (4-24—28) in 2018-19.

Earlier this season, Malinski recorded at least one point in 10 straight games, tying former NHLer **MATT MOULSON** for the second longest point streak by a Cornell player in the **MIKE SCHAFER** era, dating back to the 1995-96 season.

The 10-game point streak is the second-longest by a Division I defenseman this season, trailing Boston University freshman blueliner Lane Hutson for the lead (11). Hutson had 19 points (three goals, 16 assists) during his streak, while Malinski had 20 points (seven goals, 13 assists).

'SPECIAL' IN SPECIAL TEAMS

Cornell has the fourth-best power play nationally as the Big Red is converting at a 26.7 percent clip. Minnesota State paces the nation at a 29.1 percent clip, while Denver (27.8 percent) and North Dakota (27.3 percent) are ahead of the Big Red.

Following Cornell's six power-play goals scored against Union on Feb. 4, the Big Red has scored on just three of its last 27 power-play opportunities (11.1 percent).

Despite the recent low conversion rate, the Big Red has scored a power-play goal in 11 of its last 18 games, converting on 31.3 percent of its chances (20-of-64).

RANKING IN THE TOP 10

Cornell is one of six programs ranking in the top 10 in both scoring offense and scoring defense.

Of the six programs, three are in ECAC Hockey, as Cornell is joined by Quinnipiac and Harvard. The Bobcats and Crimson are the respective No. 1 and No. 2 seeds in this year's ECAC Hockey Championship.

The Big Red has the eighth-highest scoring offense this season with a 3.53 goals-per-game average, while ranking third in scoring defense, averaging 2.03 goals allowed per contest.

NONE SHALL PASS...

Cornell boasts one of the nation's top scoring defenses. The Big Red has yielded 63 goals allowed so far this year, which is the second-fewest by a Division I program this season, trailing ECAC Hockey rival Quinnipiac (57).

Historically, Cornell has boasted one of the nation's stingiest defensive units in Division I hockey. The Big Red has ranked in the top-10 in scoring defense in each of its last five seasons of competition. Since the 2016-17 season, Cornell has yielded 386 goals against which stands as the fewest by a Division I team in the span.

SHANE'S WORLD

Sophomore goaltender **IAN SHANE** has had a strong season for Cornell, posting a 1.79 goals-against average that ranks second nationally and is behind ECAC Hockey counterpart Yaniv Perets of Quinnipiac, who has a nation-leading 1.52 figure.

Shane was nominated for the Mike Richter Award and is Cornell's lone nominee for the Hobey Baker Memorial Award.

Despite not being named a semifinalists for the Richter Award, Shane was the first Cornell goaltender named to the Richter Award watch list in consecutive years since **MATTHEW GALAJDA** in 2018-19 and 2019-20.

ECAC HOCKEY LEADERS

DEFENSEMEN POINT LEADERS
 This Season (as of 3/15/23)

PLAYER	GP	G	A	PTS
Zach Metsa	35	8	23	31
Henry Thrun	30	6	24	30
Nick Anderson	37	3	25	28
Luc Salem	36	10	17	27
Sam Malinski	31	8	18	26
John Prokop	35	4	19	23
Noah Beck	37	6	17	23

NCAA LEADERS

DIVISION I POWER PLAY LEADERS
 This Season (as of 3/15/23)

SCHOOL	PPG	OPP	PP%
Minnesota State	43	148	29.1%
Denver	49	176	27.8%
North Dakota	44	161	27.3%
Cornell	28	105	26.7%
UMass	24	94	25.5%
St. Cloud State	37	145	25.5%
Minnesota	30	119	25.2%

TOP-10 SCORING OFFENSE AND DEFENSES
 This Season (as of 3/15/23)

SCHOOL	OFF	RK	DEF	RK
Minnesota	4.11	1	2.23	7
Quinnipiac	4.00	T-3	1.58	1
Denver	3.95	5	2.18	6
Harvard	3.90	6	2.26	8
Cornell	3.52	8	2.03	3
Minnesota State	3.32	10	2.03	2

TOP SCORING DEFENSES
 This Season (as of 3/15/23)

SCHOOL	GP	GA	AVG
Quinnipiac	36	57	1.58
Minnesota State	37	75	2.03
Cornell	31	63	2.03
Michigan Tech	38	80	2.11
Alaska	34	74	2.18
Denver	38	83	2.18
Minnesota	35	78	2.23
Harvard	31	70	2.26

LOWEST GOALS-AGAINST AVERAGE
 This Season (as of 3/15/23)

GOALTENDER	MIN	GA	GAA
Yaniv Perets	2088:29	53	1.52
Ian Shane	1671:20	50	1.79
Keenan Rancier	1662:01	50	1.81
Justen Close	1872:56	61	1.95
Blake Pietila	2113:57	70	1.99
Matt Radomsky	1993:27	68	2.05

PAIRWISE RANKINGS

NCAA PAIRWISE RANKINGS (as of 3/15/23)
 Bold denotes Cornell opponent in 2022-23

TEAM	RECORD	PCW	RPI
1. Minnesota	26-8-1	60	.6071
2. Quinnipiac	30-3-3	59	.5971
3. Denver	30-8-0	58	.5859
4. Michigan	23-11-3	57	.5722
5. Boston University	25-10-0	56	.5654
6. Harvard	23-6-2	55	.5636
7. St. Cloud State	22-12-3	54	.5582
8. Penn State	21-15-1	52	.5546
8. Ohio State	20-15-3	52	.5513
10. Michigan Tech	24-10-4	50	.5468
10. Western Michigan	23-14-1	50	.5444
12. Cornell	20-9-2	49	.5458
13. Minnesota State	24-12-1	48	.5437
14. Merrimack	22-12-1	47	.5410
15. Alaska	22-10-2	46	.5399
16. Michigan State	18-18-2	45	.5344
17. Notre Dame	16-16-5	44	.5313
18. North Dakota	18-14-6	43	.5287
19. Northeastern	17-13-5	41	.5279
19. Omaha	19-15-3	41	.5256
19. UConn	20-12-3	41	.5222
22. RIT	25-13-1	39	.5188
22. Minnesota Duluth	16-20-1	39	.5181
24. Providence	16-13-7	37	.5144
25. UMass Lowell	18-14-3	36	.5131
26. Boston College	14-16-6	34	.5111
26. Northern Michigan	21-16-0	34	.5083
28. Colgate	17-15-5	33	.4996
29. UMass	13-17-5	32	.4995
29. Maine	15-16-5	32	.4972
31. Clarkson	16-17-4	29	.4955
32. Niagara	19-18-3	27	.4925
32. Bemidji State	14-17-5	27	.4893
32. AIC	18-14-7	27	.4891
32. St. Lawrence	17-19-0	27	.4890
36. Colorado College	12-21-3	26	.4914
37. Wisconsin	13-23-0	24	.4879
38. Ferris State	14-19-4	23	.4832
39. Bowling Green	15-19-2	22	.4853
39. Arizona State	18-21-0	22	.4824
41. Sacred Heart	17-17-3	20	.4787
42. Union	14-19-2	19	.4770
43. Canisius	19-18-3	18	.4761
44. Holy Cross	17-20-3	16	.4752
44. Princeton	13-19-0	16	.4734
44. Miami	8-24-4	16	.4673
47. Brown	9-18-3	15	.4657
48. Vermont	11-20-5	13	.4656
49. New Hampshire	11-21-3	12	.4646
50. St. Thomas	11-23-2	11	.4641
51. RPI	14-20-1	10	.4593
52. Alaska Anchorage	8-19-1	8	.4536
52. Army	14-19-4	8	.4526
54. Yale	8-20-4	6	.4520
54. Mercyhurst	10-23-3	6	.4459
54. Bentley	11-21-2	6	.4445
57. Lake Superior State	9-25-2	4	.4423
58. Long Island	7-22-1	3	.4371
58. Air Force	12-22-2	3	.4370
60. Lindenwood	5-22-1	1	.4269
60. Dartmouth	5-24-1	1	.4248

ECAC HOCKEY STANDINGS AND BRACKET

ECAC HOCKEY												OVERALL				
OPPONENT	PTS	GP	W	L	T	OW	OL	SW	GF	GA	GP	W	L	T	GF	GA
Quinnipiac	60	22	20	2	0	0	0	0	87	30	36	30	3	3	144	57
Harvard	49	22	18	4	0	5	0	0	86	48	31	23	6	2	121	70
Cornell	47	22	15	6	1	0	1	0	78	42	31	20	9	2	109	63
St. Lawrence	37	22	12	10	0	1	2	0	56	58	36	17	19	0	88	102
Colgate	36	22	11	8	3	4	1	3	71	58	37	17	15	5	107	95
Clarkson	31	22	9	10	3	0	1	0	60	60	37	16	17	4	102	98
RPI	26	22	9	13	0	2	1	0	52	74	35	14	20	1	84	115
Union	26	22	8	13	1	0	0	1	45	68	35	14	19	2	86	117
Princeton	26	22	8	14	0	0	2	0	57	73	32	13	19	0	89	112
Yale	22	22	6	14	2	0	1	1	35	62	32	8	20	4	57	94
Brown	20	22	5	14	3	0	1	1	41	69	30	9	18	3	65	91
Dartmouth	16	22	4	17	1	0	2	1	44	70	30	5	24	1	64	106

FIRST ROUND March 3-4		QUARTERFINALS (Best-of-three format) March 10-12		SEMIFINALS March 17		ECAC HOCKEY CHAMPIONSHIP March 18	
SCHOOL	SCHOOL	SCHOOL	SCHOOL	SCHOOL	SCHOOL	SCHOOL	SCHOOL
9) Princeton	6	1) Quinnipiac	3	6	1) Quinnipiac		
8) Union	4	10) Yale	0	2	5) Colgate		Semifinal winner
10) Yale	4	2) Harvard	6	6	2) Harvard		Semifinal winner
7) RPI	1	9) Princeton	1	1	3) Cornell		
11) Brown	1	3) Cornell	2	3			
6) Clarkson	5	6) Clarkson	1	1			
12) Dartmouth	3	4) St. Lawrence	3	2			
5) Colgate	5	5) Colgate	4*	3			

* - Denotes overtime periods

BLANKING TOP-10 FOES

Sophomore goaltender **IAN SHANE** is one of three goaltenders at the Division I level to record a pair of shutouts against opponents ranked who were ranked in the top 10 of the USCHO.com poll at the time of the shutout.

Joining Shane in the rare feat this season is Wisconsin's Jared Moe, who shutout Minnesota Duluth (Oct. 22) and Ohio State (Jan. 20), as well as St. Cloud State's Jaxon Castor, who did so against Minnesota (Jan. 7) and Denver (Jan. 21).

Quinnipiac's Yaniv Perets, Maine's Victor Ostman, UMass' Luke Pavichich, Miami's Ludvig Persson, Minnesota's Justen Close, Minnesota State's Alex Tracy, Northern Michigan's Beni Halasz, Omaha's Simon Latkoczy and Jake Kucharski, and Penn State's Liam Souliere have posted shutouts against top-10 opponents this year.

OFFENSIVE DOMINANCE

Cornell has excelled in the opening 40 minutes of games this season outscoring its opponents by a 80-41 margin, good for a plus-39 goal advantage.

In comparison, Cornell has only outscored its opponents by eight goals, 29-21, in the final period of regulation. Over its last four games, the Big Red has bucked the trend as it has outscored its opponents, 8-3, in the final 20 minutes.

Since the Big Red's 6-0 victory over UConn at the Frozen Apple on Nov. 26 at Madison Square Garden, the Big Red has outscored its opponents in the first two periods by 35 goals in the first two periods, 63-28.

Not only has Cornell been scoring a lot of over the opening 40 minutes of play, the Big Red has been generated many more shots on goal than its opponents. Cornell has a plus-227 advantage in shots on goal (638-411). In the final period of regulation, the Big Red has a plus-60 advantage in shots (273-213), leading to an overall plus-287 edge in shots on goal (917-628).

NCAA LEADERS

MULTIPLE SHUTOUTS OVER TOP-10 OPPONENTS
 This Season

PLAYER	DATE	OPPONENT
Jared Moe	10/22/22	Minnesota Duluth
Jared Moe	1/20/23	Ohio State
Ian Shane	11/26/22	UConn
Ian Shane	1/21/23	Quinnipiac
Jaxon Castor	1/7/23	Minnesota
Jaxon Castor	1/21/23	Denver

STAT BREAKDOWN

GOALS SCORED BY PERIOD
 This Season

TEAM	1ST	2ND	3RD
Cornell	39	41	29
Opponents	20	21	21

SHOTS ON GOAL BY PERIOD
 This Season

TEAM	1ST	2ND	3RD
Cornell	315	323	273
Opponents	206	205	213

SEASON RANKS



2022-23 TEAM STATISTICS (as of 3/15/23)

STAT	NCAA	ECAC
FACEOFF WIN PCT	54.3%	5th 2nd
PENALTY KILL PCT	81.7%	20th 6th
POWER-PLAY PCT	26.7%	4th 1st
SCORING DEFENSE	2.03	3rd 2nd
SCORING MARGIN	+1.48	5th 3rd
SCORING OFFENSE	3.52	8th 3rd
TOTAL ASSISTS	190	21st 3rd
PIM PER GAME	9.06	48th 10th
TOTAL POINTS	299	22nd 3rd
TOTAL PIM	281	56th 10th
POWER-PLAY GOALS	28	23rd 3rd
SHORT-HANDED GOALS	1	52nd 11th
WIN PERCENTAGE	.677	7th 3rd

INDIVIDUAL LEADERS (as of 3/15/23)

STAT	NCAA	ECAC
ASSISTS PER GAME		
Gabriel Seger	0.81	12th 3rd
GOALTENDER WIN PERCENTAGE		
Ian Shane	.696	7th 3rd
GOALS-AGAINST AVERAGE		
Ian Shane	1.79	2nd 2nd
POINTS PER GAME		
Gabriel Seger	1.07	23rd 5th
SAVE PERCENTAGE		
Ian Shane	.911	37th 6th
SHUTOUTS		
Ian Shane	4	9th 2nd

IN THE RANKINGS

Date	Pairwise	USCHO	USA Today
Preseason	N/A	19 (118)	19 (85)
Sept. 26	N/A	—	19 (85)
Oct. 3	N/A	19 (106)	19 (96)
Oct. 10	N/A	19 (115)	19 (95)
Oct. 17	N/A	20 (87)	19 (101)
Oct. 24	N/A	20 (106)	20 (106)
Oct. 31	N/A	RV (12)	RV (13)
Nov. 7	N/A	RV (1)	RV (7)
Nov. 14	N/A	NR	NR
Nov. 21	N/A	RV (1)	NR
Nov. 28	N/A	RV (29)	RV (34)
Dec. 5	19	RV (41)	20 (42)
Dec. 12	18	RV (51)	20 (63)
Dec. 19	17	RV (51)	RV (53)
Jan. 2	17	18 (123)	17 (115)
Jan. 9	11	15 (311)	14 (258)
Jan. 16	14	16 (293)	12 (259)
Jan. 23	10	11 (441)	11 (365)
Jan. 30	11	11 (448)	11 (316)
Feb. 6	12	11 (505)	11 (334)
Feb. 13	10	11 (518)	11 (354)
Feb. 20	14	13 (370)	13 (234)
Feb. 27	13	12 (441)	13 (287)
March 6	14	12 (447)	13 (297)
March 13	12	10 (532)	11 (344)

Pairwise not acknowledged until December due to small sample size

JOINING RARE COMPANY

With his penalty shot goal in the Big Red's victory over RPI on Jan. 7, senior forward **ZACH TUPKER** joined an rare group of Big Red players in scoring on a penalty shot while donning the Cornellian Red and White.

Tupker became the first Cornell player to score on a penalty shot since **ALEX RAUTER** on Nov. 26, 2016, against New Hampshire at Madison Square Garden.

The goal by Tupker marked just the third time a Cornell player has scored on penalty shot over the last 37 years, joining Rauter and **JOE NIEUWENDYK** (Feb. 27, 1987 vs. RPI).

SCHAFFER REACHES MILESTONE

MIKE SCHAFFER '86, the Jay R. Bloom '77 Head Coach of Men's Hockey, reached a historic milestone on Nov. 4 in the Big Red's 3-1 win at Princeton when he logged his 500th career head coaching victory.

One of 21 coaches to reach the milestone, Schaffer is the eighth active head coach — fourth Division I coach — to register 500 career coaching victories. The other Division I coaches include Rand Pecknold of Quinnipiac (611), Mercyhurst's Rick Gotkin (598), and Notre Dame's Jeff Jackson (574).

Schaffer earned his 519th career win last Saturday, surpassing former Cornell women's polo coach **DAVE ELDREDGE** for the third-most wins by a Big Red head coach in one sport while on East Hill. The only coaches ahead of Schaffer is former Cornell softball head coach **DICK BLOOD** (623) and former baseball head coach **TED THOREN** (541).

FRESH(MAN) HAT TRICK

With his hat trick against UConn at Madison Square Garden on Nov. 26, freshman **DALTON BANCROFT** became the 16th Cornell freshman to log a hat trick since first-year players were eligible to play in 1975-76.

Bancroft joined **ROY KERLING** and **BROCK TREDWAY** (1977-78), **DUANNE MOESER** and **PETE NATYSHAK** (1982-83), **JOE NIEUWENDYK** (1984-85), **CHRIS GRENIER** (1985-86), **CASEY JONES** (1986-87), **TRENT ANDISON** (4 goals in 1987-88), **VINCENT AUGER** (1993-94), **RYAN SMART** (1994-95), **KYLE KNOPP** (1995-96), **MATT MOULSON** (2002-03), **JEFF MALOTT** (2016-17), **KYLE BETTS** (2017-18), and **BEN BERARD** (2019-20).

It was just the second hat trick by a Cornell player in program history at Madison Square Garden, joining **DICK BERTRAND**, who later became head coach of the Big Red, against St. Lawrence on Dec. 23, 1969.

With another hat trick this year, Bancroft would be the sixth Cornell freshman with multiple hat tricks, joining **JOE NIEUWENDYK**, **BROCK TREDWAY**, **ROY KERLING**, **DUANNE MOESER**, and **RYAN SMART**.

ECAC PRESEASON POLL

ECAC Hockey announced Sept. 21 during its annual Media Day that Cornell was slated to finish fourth in its preseason poll.

Finishing ahead of the Big Red was Quinnipiac, who was dubbed the preseason favorite after finishing with eight first-place votes and a 118-point total. Harvard received the remaining four first-place votes, finishing with 109 points. Clarkson was the only other team ahead of Cornell with 105 points.

Cornell followed Clarkson with 90 points, while Colgate finished in fifth with 77 points. RPI (70), St. Lawrence (57), Union (45), Dartmouth (43), Yale (32), Brown (26), and Princeton (20) rounded out the poll.

CORNELL HISTORY

GOALS SCORED ON PENALTY SHOTS

Cornell Program History

PLAYER	DATE	OPPONENT
Carlo Ugolini	1/20/73	Toronto
Brock Tredway	1/17/79	Clarkson
Len Jankowski	2/24/79	Northeastern
Joe Nieuwendyk	2/27/87	RPI
Alex Rauter	11/26/16	vs. UNH
Zach Tupker	1/7/23	at RPI

NCAA LEADERS

MOST CAREER HEAD COACHING VICTORIES

Active Division I Head Coaches (as of 3/15/23)

COACH	W	L	T	W%
Rand Pecknold	611	336	103	.631
Rick Gotkin	598	503	103	.539
Jeff Jackson	574	299	96	.642
Mike Schaffer	519	280	105	.632
Frank Serratore	487	509	107	.490
Bob Daniels	487	581	112	.460
Don Vaughan	470	503	123	.485
Scott Sandelin	444	368	96	.542
Wayne Wilson	434	303	78	.580

HONOR ROLL

Date	Player	Award / Watch List
Nov. 21	Sean Donaldson	ECAC Rookie of the Week
Nov. 28	Dalton Bancroft	ECAC Forward of the Week
	Dalton Bancroft	ECAC Rookie of the Week
Dec. 5	Ian Shane	MAC Goaltending Goaltender of the Week
Jan. 4	Nick DeSantis	ECAC Rookie of the Week
Jan. 9	Ben Berard	ECAC Forward of the Week
	Nick DeSantis	ECAC Rookie of the Week
Jan. 12	Ian Shane	2023 Mike Richter Award Watch List
Jan. 19	Ian Shane	2023 Hobey Baker Award Nominee
Jan. 23	Sam Malinski	ECAC Defender of the Week
	Ian Shane	MAC Goaltending Goaltender of the Week
	Dalton Bancroft	ECAC Rookie of the Week

Date	Player	Award
Feb. 6	Sam Malinski	ECAC Defender of the Week
	Dalton Bancroft	ECAC Rookie of the Week
Feb. 8	Sam Malinski	ECAC Defender of the Month (Jan.)
Feb. 9	Dalton Bancroft	Tim Taylor Award Watch List
Feb. 13	Nick DeSantis	ECAC Rookie of the Week
Feb. 27	Jack O'Leary	ECAC Forward of the Week
	Ian Shane	MAC Goaltending Goaltender of the Week
March 6	Travis Mitchell	ECAC Co-Defender of the Month (Feb.)
March 7	Travis Mitchell	ECAC Scholar-Athlete Award Finalist
March 8	Travis Mitchell	ECAC Defensive Defenseman Award Finalist
March 9	Zach Tupker	ECAC Defensive Forward Award Finalist

SERIES HISTORY



VS



ALL-TIME SERIES

CORNELL LEADS, 79-69-13

Ithaca, N.Y. (Lynah Rink)	39-25-8 (39-25-8)
Cambridge, Mass. (Bright-Landry Center)	31-34-5 (19-22-4)
Neutral Sites	9-10-0
Under Mike Schafer	39-23-8
ECAC Playoffs	14-9-1

MOST GOALS - CORNELL

Ithaca	11
COR, 11-3 (2/21/79)	
Cambridge	9
COR, 9-0 (12/18/67)	
Neutral Site	7
COR, 7-6 (3/13/76)	

MOST GOALS - HARVARD

Ithaca	13
HARV, 13-0 (2/23/59)	
Cambridge	18
HARV, 18-0 (1/10/59)	
Neutral Site	6, (5x)
Last: HARV, 6-1 (3/16/12)	

GAME-BY-GAME RESULTS (SCHAFFER ERA)

DATE	SITE	RESULT	SCORE
11/11/95	Ithaca, N.Y.	W	5-3
2/16/96	Cambridge, Mass.	W	5-4
3/16/96	Lake Placid, N.Y.	W	2-1
11/9/96	Cambridge, Mass.	W	3-2
2/14/97	Ithaca, N.Y.	W	2-1
3/7/97	Ithaca, N.Y.	T	2-2 (OT)
3/8/97	Ithaca, N.Y.	W	4-1
11/7/97	Ithaca, N.Y.	W	5-2
2/21/98	Cambridge, Mass.	W	3-2
11/13/98	Cambridge, Mass.	W	7-2
2/20/99	Ithaca, N.Y.	L	3-5
11/13/99	Ithaca, N.Y.	L	1-2
2/4/00	Cambridge, Mass.	W	6-2
3/10/00	Ithaca, N.Y.	W	4-3
3/11/00	Ithaca, N.Y.	W	4-3
11/17/00	Ithaca, N.Y.	T	1-1 (OT)
2/3/01	Cambridge, Mass.	W	2-1
3/16/01	Lake Placid, N.Y.	W	5-2
11/16/01	Cambridge, Mass.	L	3-4 (OT)
2/1/02	Ithaca, N.Y.	W	6-3
3/16/02	Lake Placid, N.Y.	L	3-4 (2OT)
11/22/02	Ithaca, N.Y.	W	5-2
2/15/03	Cambridge, Mass.	W	4-3
3/22/03	Albany, N.Y.	W	3-2 (OT)
12/6/03	Ithaca, N.Y.	W	1-0
1/9/04	Cambridge, Mass.	W	5-3
11/5/04	Ithaca, N.Y.	W	2-0
1/8/05	Cambridge, Mass.	L	0-1
3/19/05	Albany, N.Y.	W	3-1
11/11/05	Cambridge, Mass.	W	4-3
2/18/06	Ithaca, N.Y.	L	3-4
3/18/06	Albany, N.Y.	L	2-6
11/10/06	Ithaca, N.Y.	W	3-2
2/24/07	Cambridge, Mass.	L	1-3
11/16/07	Cambridge, Mass.	L	1-2
3/1/08	Ithaca, N.Y.	L	1-3
3/21/08	Albany, N.Y.	L	1-3
11/21/08	Ithaca, N.Y.	W	2-1
2/14/09	Cambridge, Mass.	L	2-4
11/7/09	Ithaca, N.Y.	W	6-3
2/19/10	Cambridge, Mass.	W	3-0
3/12/10	Ithaca, N.Y.	W	5-1
3/13/10	Ithaca, N.Y.	W	3-0
1/29/11	Cambridge, Mass.	W	2-1
2/18/11	Ithaca, N.Y.	L	3-4
11/11/11	Cambridge, Mass.	W	4-2
1/21/12	Ithaca, N.Y.	T	2-2 (OT)
3/16/12	Atlantic City, N.J.	L	1-6
11/16/12	Ithaca, N.Y.	L	1-4
2/16/13	Cambridge, Mass.	T	2-2 (OT)
1/17/14	Cambridge, Mass.	W	3-2
3/1/14	Ithaca, N.Y.	W	3-2 (OT)
1/23/15	Ithaca, N.Y.	W	3-2
2/14/15	Cambridge, Mass.	T	3-3 (OT)
1/23/16	Ithaca, N.Y.	L	2-6
2/19/16	Cambridge, Mass.	T	2-2 (OT)
11/5/16	Cambridge, Mass.	L	3-4
1/27/17	Ithaca, N.Y.	L	1-4
3/18/17	Lake Placid, N.Y.	L	1-4
11/11/17	Ithaca, N.Y.	W	3-2
1/26/18	Cambridge, Mass.	W	3-0
11/24/18	New York, N.Y.	L	1-4
12/1/18	Cambridge, Mass.	W	2-1
1/18/19	Ithaca, N.Y.	W	2-0
12/6/19	Cambridge, Mass.	W	3-1
1/25/20	Ithaca, N.Y.	T	1-1 (OT)
11/5/21	Cambridge, Mass.	L	2-3
1/29/22	Ithaca, N.Y.	T	2-2 (SOL)
12/2/22	Ithaca, N.Y.	L	1-2 (OT)
1/28/23	Cambridge, Mass.	L	2-6

SCOUTING HARVARD


- Harvard, who is ranked No. 6 in the most recent USCHO poll, enters tonight's contest with an overall record of 23-6-2. The Crimson finished ECAC Hockey play with an 18-4-0 record.
- Since falling to Northeastern in a shootout in the Beanpot final on Feb. 13 at TD Garden in Boston, the Crimson have gone on a six-game win streak.
- Sean Farrell paces Harvard's offense with 51 points (20-31—51) over all 31 games this season. Alex Laferrriere (20-20—40) joins Farrell in having reached the 40-point plateau. Matthew Coronato (19-16—35) and Henry Thrun (6-24—30) have also been key factors for Harvard offensively this season.
- Mitchell Gibson has appeared in 24 games between the pipes for Harvard this season, posting a 17-5-2 record with a 2.09 goals-against average and a .925 save percentage.

SERIES HISTORY

- Tonight will be the 162nd all-time meeting between the two bitter Ivy League rivals. Cornell leads the series, 79-69-13, but is winless over its last five games against the Crimson (0-3-2).
- Cornell is seeking its first win over Harvard since recording a 3-1 victory at the Bright-Landry Hockey Center in Cambridge, Mass., on Dec. 6, 2019.
- Five of the last eight meetings between Cornell and Harvard have been decided by one goal or less.

POSTSEASON HISTORY

- Cornell and Harvard are meeting for the 25th time in the ECAC Hockey Championship, dating back to its first meeting in the 1969 Championship at the old Boston Garden.
- This is the first time Cornell and Harvard will be meeting in the ECAC Hockey Championship since the Big Red lost, 4-1, in the third-place game of the 2017 ECAC Hockey Championship.
- The last time the two teams played in a winner-takes-all contest since March 16, 2012, when Cornell fell to the Crimson, 6-1, in the semifinals of the 2012 ECAC Hockey Championship in Atlantic City, N.J.
- Tonight's game will be the 12th time Cornell and Harvard are playing in a winner-takes-all game (see list on right). It is the first such game in Lake Placid since the championship game in 2002, when Harvard won in double overtime, 4-3.
- The last time Cornell defeated Harvard in the playoffs was in the quarterfinals of the 2010 ECAC Hockey Championship, when the Big Red swept the Crimson at Lynah Rink.



All-Time vs. Harvard (Playoffs)	14-9-1
in Ithaca, N.Y.	7-0-1
in Cambridge, Mass.	0-2-0
Neutral Sites	7-7-0
1969 Championship (Boston)	W, 4-2
1970 Semifinals (Boston)	W, 6-5
1975 Semifinals (Boston)	L, 4-6
1996 Championship (Lake Placid)	W, 2-1
2001 Championship (Lake Placid)	W, 5-2
2002 Championship (Lake Placid)	L, 3-4 (2OT)
2003 Championship (Albany)	W, 3-2 (OT)
2005 Championship (Albany)	W, 3-1
2006 Championship (Albany)	L, 2-6
2008 Semifinals (Albany)	L, 1-3
2012 Semifinals (Atlantic City)	L, 1-6

CORNELL PLAYER STATS VS. HARVARD

Player	GP	G	A	PTS	SH	SH%	PIM	PPG	SHG	BLK	FOW	FOL	FO%
Sam Malinski	6	2	3	5	14	14.3%	2	0	0	7	0	0	—
Travis Mitchell	6	2	2	4	15	13.3%	4	0	0	11	0	0	—
Gabriel Seger	5	1	3	4	6	16.7%	0	0	0	3	43	40	45.9%
Jack Malone	6	0	3	3	11	0.0%	2	0	0	2	7	10	37.5%
Tim Rego	4	0	3	3	3	0.0%	0	0	0	1	0	0	—
Matt Stienburg	4	2	0	2	13	15.4%	0	1	0	5	2	4	33.3%
Ben Berard	6	0	2	2	18	0.0%	0	0	0	6	0	1	0.0%
Ondrej Psenicka	4	1	0	1	10	10.0%	2	0	0	1	0	1	0.0%
Sebastian Dirven	6	0	1	1	4	0.0%	0	0	0	3	0	0	—
Jack O'Leary	2	0	1	1	1	0.0%	0	0	0	1	0	0	—
Sean Donaldson	2	0	1	1	0	0.0%	0	0	0	1	0	0	—
Max Andreev	6	0	0	0	10	0.0%	4	0	0	3	48	43	51.4%
Zach Tupker	6	0	0	0	5	0.0%	2	0	0	2	24	25	47.4%
Hank Kempf	4	0	0	0	6	0.0%	2	0	0	2	0	0	—
Sullivan Mack	4	0	0	0	3	0.0%	0	0	0	0	0	0	—
Kyle Penney	4	0	0	0	3	0.0%	0	0	0	1	13	12	52.0%
Dalton Bancroft	2	0	0	0	3	0.0%	0	0	0	0	0	0	—
Nick DeSantis	2	0	0	0	2	0.0%	0	0	0	1	0	0	—
Kyler Kovich	2	0	0	0	0	0.0%	0	0	0	0	0	0	—
Michael Suda	2	0	0	0	2	0.0%	0	0	0	3	0	0	—
Winter Wallace	1	0	0	0	1	0.0%	2	0	0	0	0	0	—
TOTALS	84	8	19	27	130	6.2%	20	1	0	53	137	136	50.2%
Player	GP	GS	MIN	GA	GAA	SV	SV%	W	L	T	SHO	PPG	SHG
Ian Shane	3	3	184:19	9	2.93	78	.897	0	2	1	0	2	0



MIKE SCHAFER '86

Jay R. Bloom '77 Head Coach of Men's Ice Hockey
28th Season as Head Coach • 35th Season at Cornell

The longest-tenured head coach in Cornell men's hockey history, **MIKE SCHAFER '86**, enters his 28th season at the helm of the Cornell men's hockey program.

When Schafer returned to his alma mater in the summer of 1995 to become Cornell's 12th head coach in men's hockey history, Schafer's goal was to bring the Big Red to a position of national prominence.

Already the winningest head coach in Cornell men's hockey history, Schafer has accomplished that objective with his 519-280-105 record. His 519 wins rank fourth among active Division I coaches and his .632 win percentage is good for fifth among active Division I coaches.

Schafer has guided the Big Red to 12 NCAA Tournament appearances and a berth to the 2003 NCAA Frozen Four — the program's first since 1980. That year, Cornell set a school record for wins (30), finishing with one more victory than the 1969-70 national championship squad, who went undefeated (29-0-0). The 2002-03 team's 19-2-1 record in ECAC Hockey play was Cornell's best mark in league play since 1969-70 when Cornell was 21-0 in league action.

In 2020, Schafer was named a co-winner of the Spencer Penrose Award, given to the nation's top head coach. It was the first time Schafer won the award after being a finalist on five occasions after being named ECAC Hockey's Coach of the Year.

The Big Red have been regularly ranked among the nation's elite during Schafer's tenure, including being named No. 1 in both the USCHO.com and the USA Today/USA Hockey Magazine polls at the time the 2019-20 postseason was halted due to the COVID-19 pandemic.

Cornell has claimed five Whitelaw Cup (ECAC Hockey tournament titles), which surpassed the legendary **NED HARKNESS** for the most in program history. Schafer has also led the Big Red to three Cleary Cups (ECAC's top regular-season team) in three of the last four years of competition.

In 2002-03, Schafer led the Big Red to the NCAA Frozen Four, setting a school record with 30 wins, one better than the 1969-70 squad who went 29-0-0. Cornell's 19-2-1 mark in ECAC Hockey in 2002-03 was Cornell's best since the 1969-70 team went 21-0 in league play.

Over his career, Schafer has coached 10 different players to First Team All-America status 11 times, seven Ivy League Players of the Year, 5 ECAC Hockey Ken Dryden Award winners (league's best goaltender), five ECAC Hockey Rookies of the Year, and five Ivy Rookies of the Year, and three ECAC Hockey Players of the Year.

A native of Durham, Ontario, Schafer played junior hockey with the Guelph Jr. A Hooly Platers, who were finalists in the Centennial Cup for the National Championship in 1982.

Schafer and his wife, Diane, have two sons, Luke and John '18, and a daughter, Michelle.

SCHAFER FILE

COACHING EXPERIENCE

1995-Pres.	Cornell (Head Coach)
1994-95	Western Michigan (Associate HC)
1990-94	Western Michigan (Assistant Coach)
1986-90	Cornell (Assistant Coach)

PLAYING EXPERIENCE

1983-86	Cornell
---------	---------

EDUCATION

Cornell University
• B.A., Business Management & Marketing, 1986

NCAA COACHING CAREER

SEASON	OVERALL	W-L%	CONF.	W-L%
CORNELL (1995 - PRES.)				
1995-96	21-9-4	.676	14-4-4	.727
1996-97	21-9-5	.671	14-6-2	.682
1997-98	15-16-2	.485	9-12-1	.432
1998-99	12-15-4	.452	9-10-3	.477
1999-00	16-14-2	.531	10-9-1	.525
2000-01	16-12-5	.561	11-8-3	.568
2001-02	25-8-2	.743	17-3-2	.818
2002-03	30-5-1	.847	19-2-1	.886
2003-04	16-10-6	.594	13-6-3	.659
2004-05	27-5-3	.814	18-2-2	.864
2005-06	22-9-4	.686	13-6-3	.659
2006-07	14-13-4	.516	10-8-4	.545
2007-08	19-14-3	.569	12-9-1	.568
2008-09	22-10-4	.667	13-6-3	.659
2009-10	21-9-4	.676	14-5-3	.705
2010-11	16-15-3	.515	11-9-2	.545
2011-12	19-9-7	.643	12-4-6	.682
2012-13	15-16-3	.485	8-11-3	.432
2013-14	17-10-5	.609	11-7-4	.591
2014-15	11-14-6	.452	9-9-4	.500
2015-16	16-11-7	.574	8-8-6	.500
2016-17	21-9-5	.671	13-4-5	.705
2017-18	25-6-2	.788	17-3-2	.818
2018-19	21-11-4	.639	13-5-4	.682
2019-20	23-2-4	.862	18-2-2	.864
2020-21	-- NO SEASON (COVID-19 PANDEMIC) --			
2021-22	18-10-4	.625	12-6-4	.636
2022-23	20-9-2	.677	15-6-1	.705
TOTAL	519-280-105	.632	343-170-79	.646

SCHAFER'S STATISTICAL BREAKDOWN

CATEGORY	2022-23	UNDER SCHAFER	CATEGORY	2022-23	UNDER SCHAFER	CATEGORY	2022-23	UNDER SCHAFER
Overall	20-9-2	519-280-105	Scoring First	18-3-1	378-86-51	Leading after 1st period	14-2-1	268-46-25
ECAC Hockey	15-6-1	343-170-79	Opponent Scores First	2-6-1	141-194-47	Trailing after 1st period	3-4-1	64-143-28
Ivy League	8-2-0	188-91-30	When Shutout	0-3-0	0-48-7	Tied after 1st period	3-3-0	187-91-52
Non-Conference / Postseason	5-3-1	176-110-26	Score One Goal	1-1-0	21-86-25	Leading after 2nd period	18-0-0	396-22-27
Home	12-3-1	273-104-45	Score Two Goals	2-3-0	82-86-38	Trailing after 2nd period	1-6-1	29-189-29
Away	7-6-1	187-123-51	Score Three Goals	6-2-1	140-41-26	Tied after 2nd period	1-3-1	94-69-49
Neutral	1-0-0	59-53-9	Score Four Goals	1-0-1	116-15-6	Outshooting Opponents	18-6-2	321-129-55
October	0-2-0	16-10-2	Score 5+ Goals	10-0-0	160-4-3	Outshot by Opponent	2-2-0	182-140-47
November	6-2-0	132-60-21	Shutout Opponent	4-0-0	107-0-7	Tied in Shots	0-1-0	16-11-3
December	2-1-1	52-30-17	Allows One Goal	10-1-0	179-15-25	In Overtime	0-1-2	49-41-105
January	5-2-0	106-61-34	Allows Two Goals	4-2-0	154-47-38	In Shootouts	1-0-1	5-8
February	5-2-1	126-65-28	Allows Three Goals	0-1-1	59-67-26	vs. Ranked Opponents	2-6-0	111-100-28
March	2-0-0	87-53-3	Allows Four Goals	2-4-1	19-67-6			
April	0-0-0	0-1-0	Allows 5+ Goals	0-1-0	1-84-3			



BEN SYER

**11th Season as Associate Head Coach; 12th Season at Cornell
Western Ontario '98**

Serving as the Big Red's recruiting director and manager of the team's vaunted defensive unit, **BEN SYER**'s efforts were perhaps no more celebrated than during the 2017-18 season. He helped Cornell lead the nation in team defense with a paltry 1.58 goals-against average and was named the winner of the American Hockey Coaches Association's 2018 Terry Flanagan Award.

One of the AHCA's major annual awards, the Terry Flanagan Award is presented to the assistant coach whose career body of work best honors that of the award's name sake.

"He can hold court with a group of assistant coaches on the road with the best of them," said **MIKE SCHAFFER**, adding that this is the first time he's nominated anyone for a major AHCA award in his 23-year tenure at the helm of the Big Red. "He knows the elder statesmen, but he also knows the young

guys like Terry did. He would make sure to say hello to everyone in the rink and lend a helping hand to young assistants. I admired Terry for this. He and his family are of the highest character, upfront and honest."

Syer joined Cornell in June 2011 as an assistant coach, then was promoted to associate head coach the following summer. He previously served as associate head coach during his 12 seasons at Quinnipiac under head coach Rand Pecknold. During that run, the Bobcats posted a 242-168-46 record with one NCAA tournament appearance (2002) and nine 20-win seasons.

A native of Kitchener, Ontario, Syer arrived at Quinnipiac after serving one season as an assistant coach at Ohio University. A 1998 graduate of Western Ontario, Syer earned a bachelor's degree in urban development. He earned his master's degree in physical education with a concentration in athletic administration in 2000.



SEAN FLANAGAN

**Seventh Season as Assistant Coach
St. Lawrence '10**

Flanagan enters his seventh season as an assistant coach on head coach **MIKE SCHAFFER**'s staff. During his previous six seasons, Flanagan helped guide the Big Red to post a 108-38-19 record, good for a .712 win percentage. In his first three years on Schaffer's staff, Flanagan aided Cornell in going 3-for-3 in advancing to the NCAA Tournament (and likely would have been 4-for-4, if the 2019-20 season had not ended prematurely). Prior to arriving on East Hill prior to the 2016-17 season, Flanagan made a couple of stops after his four-year playing career at St. Lawrence. After playing professionally in the ECHL with the Las Vegas Wranglers and Quad City Mallards, he became an assistant coach at Division III Hobart from 2012-15. While working under

former Cornell assistant coach Mark Taylor, he helped build a team who won the ECAC West titles in 2015 and 2016, leading the Statesmen to NCAA Tournament appearances. After Hobart, Flanagan spent one season as the Director of Hockey Operations at UMass Lowell, during the 2015-16 season. Flanagan is no stranger to ECAC Hockey, as he played 121 career games with St. Lawrence up to the 2010-11 season, where he racked up 12 goals and 40 assists for 52 points, helping the Saints advance to the league's championship weekend twice over his four years with the Saints. Flanagan graduated from St. Lawrence with a bachelor of arts degree in history with a minor in sports studies and exercise sciences in 2010 before receiving his master of education degree from St. Lawrence the following year.



MITCH STEPHENS

**Fourth Season as Volunteer
Assistant Coach; SUNY Geneseo '07**

Stephens returns to Cornell after serving as an assistant coach at Geneseo for five years. In his time behind the bench with his alma mater, Stephens helped the Knights win two SUNYAC conference championships (2016, 2018) and make three NCAA Tournament appearances (2014, 2016, and 2018), including two trips to the national semifinals. As a senior, Stephens was named runner-up for USCHO Division III Player of the Year, an AHCA Division III First Team, and All-America selection, while being a finalist for the AHCA Sid Watson Memorial Award as the NCAA Division III Player of the Year.



BEN RUSSELL

**First Season as Director of Hockey
Operations; Cornell '20**

Russell rejoined the Cornell men's hockey program in Aug. 2022 to serve as the team's Director of Hockey Operations, after spending the last two seasons as an assistant coach at St. Olaf College, a Minnesota-based Division III school. At St. Olaf, Russell helped the 2021-22 squad to a Minnesota Intercollegiate Athletic Conference (MIAC) tournament title and an NCAA Tournament appearance. While attending Cornell for his undergraduate studies, Russell served as an Assistant Director of Hockey Operations, helping coordinate video, analyzing film, and preparing scouting reports, while incorporating advanced analytics into game preparation.

CORNELLIANS IN THE NHL (AS OF MARCH 14)



MORGAN BARRON
C | Winnipeg | CU from 2018-20

2022-23 STATS			
GP	G	A	PTS
55	7	9	16

CAREER		
GP	G	PTS
86	10	22



JACOB MacDONALD
D | San Jose | CU from 2011-15

2022-23 STATS			
GP	G	A	PTS
48	1	4	5

CAREER		
GP	G	PTS
91	3	15

CORNELLIANS IN THE NHL



CORNELLIANS ACTIVELY IN THE NHL (2)

PLAYER	YEARS AT CORNELL	NHL SEASON	CURRENT TEAM
Morgan Barron	2018-20	3rd	Winnipeg
Jacob MacDonald	2011-15	4th	San Jose

NHLERS TO PLAY UNDER SCHAFFER AT CORNELL (28)

PLAYER	YEAR(S) COACHED	NHL CAREER	TEAM(S)
AS AN ASSISTANT COACH (4)			
Joe Nieuwendyk	1986-87	1987-07	CGY, DAL, NJ, TOR, FLA
Corrie D'Alessio	1987-90	1992-93	HFD
Dan Ratushny	1988-90	1992-93	VAN
Ryan Hughes	1989-90	1995-96	BOS

AS A HEAD COACH (24)			
Brad Chartrand	1995-96	1999-04	LAK
P.C. Drouin	1995-96	1996-97	BOS
Jean-Marc Pelletier	1995-97	1998-04	PHI, PHX
Matt Underhill	1998-02	2003-04	CHI
Douglas Murray	1999-03	2005-14	SJ, PIT, MTL
Ryan Vesce	2000-04	2008-10	SJ
Mike Iggulden	2001-05	2007-09	SJ, NYI
David LeNeveu	2001-03	2005-11	PHX, CBJ
Matt Moulson	2002-06	2007-18	LA, NYI, BUF, MIN
Ryan O'Byrne	2003-06	2007-13	MTL, COL, TOR
Byron Bitz	2003-07	2008-12	BOS, FLA, VAN
Raymond Sawada	2004-08	2008-11	DAL
Colin Greening	2006-10	2010-16	OTT, TOR
Brendon Nash	2006-10	2010-11	MTL
Ben Scrivens	2006-10	2011-16	TOR, LA, EDM, MTL
Riley Nash	2007-10	2011-21	CAR, BOS, CBJ, WPG, TB, ARI
Sean Collins	2008-12	2012-16	CBJ, WSH
Brian Ferlin	2011-14	2014-15	BOS
Joakim Ryan	2011-15	2017-21	SJ, LA, CAR
Jacob MacDonald	2011-15	2018-	FLA, COL, SJ
Cole Bardreau	2011-15	2019-22	NYI
Anthony Angello	2015-18	2019-21	PIT
Morgan Barron	2018-20	2020-	NYR, WPG
Jeff Malott	2016-20	2021-22	WPG

FORMER CORNELLIANS PLAYING PROFESSIONALLY

LAST UPDATED MARCH 13, 2022

UNITED STATES / CANADA

NHL (2)

- Morgan Barron (Winnipeg)
- Jacob MacDonald (San Jose)

AHL (10)

- Anthony Angello (Milwaukee)
- Cole Bardreau (Bridgeport)
- Kyle Betts (Belleville)
- Alex Green (Chicago)
- Yanni Kaldis (Bakersfield)
- Jeff Kubiak (Bridgeport)
- Jeff Malott (Manitoba)
- Tristan Mullin (Coachella Valley)
- Riley Nash (Charlotte)
- Michael Regush (Abbotsford)

ECHL (3)

- Matt Cairns (Cincinnati)
- Cody Haiskanen (Idaho)
- John McCarron (Florida)

INTERNATIONAL

AUSTRIA (1)

- Reece Wilcox (HC Pustertal)

GERMANY - DEL (1)

- Alec McCrea (Düsseldorfer EG)

GERMANY - DEL2 (2)

- Joel Lowry (EC Kassel)
- Jake Weidner (EC Kassel)

JAPAN (1)

- Alex Rauter (Yokohama)

NORWAY (1)

- Mitch Gillam (Vålerenga)

RUSSIA - KHL (1)

- Kirill Gotovets (Dynamo Moskva)

SWEDEN - ALLSVENSKAN (1)

- Matthew Galajda (Djurgårdens IF)

SWEDEN - SHL (1)

- Joakim Ryan (Malmö)

SWITZERLAND - SL (1)

- Sean Collins (EHC Olten)

MACDONALD '15 BECOMES THIRD CORNELLIAN TO HOIST STANLEY CUP



Patrick Shanahan/Cornell Athletics

ITHACA, N.Y. (JUNE 26, 2022) — **JACOB MacDONALD '15** became the third player in Cornell history to lift the Stanley Cup when his Colorado Avalanche defeated the Tampa Bay Lightning, 2-1, in Game 6 of the 2022 Stanley Cup Playoffs at Amalie Arena in Tampa, Fla.

MacDonald joined six-time winner **KEN DRYDEN** and three-time champion **JOE NIEUWENDYK** in hoisting the oldest existing trophy awarded to a professional sports franchise in North America.

Since graduating from Cornell, MacDonald has played in the ECHL with the Elmira Jackals and Toledo Walleye, the AHL with the Springfield Falcons, Albany and Binghamton Devils, Springfield Thunderbirds and Colorado Eagles around NHL stints with the Florida Panthers in 2018-19 and the Avalanche in both 2020-21 and 2021-22.

He played eight regular-season games with Colorado this season and has two goals and eight assists in 43 regular season NHL games.

MacDonald was called up from Colorado of the AHL in early June to provide the Avalanche with some additional depth at the defenseman position.

The three-year starter for the Big Red accumulated four goals and 17 assists for 21 points in 104 career games. His plus-6 rating as a senior ranked second on the club.

CORNELLIAN NHLERS IN HOCKEY HALL OF FAME (2)



KEN DRYDEN

G | Montréal | CU from 1966-69

Career stats

GP	SV	GAA	SV%
397	10,213	2.24	.922



5-time Vezina Trophy winner; 6-time All-Star




JOE NIEUWENDYK

C | Calgary, Dallas, New Jersey, Toronto, Florida | CU from 1984-87


Career stats

GP	G	A	PTS
1,257	564	562	1,126



1988 Calder; 1995 Clancy; 1999 Conn Smythe

2022-23 CORNELL BIG RED SKATER CAPSULES



#2 PETER MUZYKA

Defenseman • Sr. • 6-3 • 194 lbs • Shoots: Left
 Toronto, Ontario • New Mexico Ice Wolves (NAHL)

SEASON	TEAM	GP	G	A	Points	Shots	Shot%	Pen-Min	+/-	PPG	SHG	GWG	Bk	FOW	FOL	FO%
2021-22	CU	6	0	0	0	0	.000	2 - 15	1	0	0	0	4	0	0	.000
TOTAL		6	0	0	0	0	.000	2 - 15	1	0	0	0	4	0	0	.000



MUZYKA AT A GLANCE

Most Goals N/A
 Most Assists N/A
 Most Points N/A
 First Goal N/A
 First Assist N/A
 Last Goal N/A
 Last Assist N/A
 Longest Point Streak N/A
 Longest Goal Streak N/A
 Longest Assist Streak N/A



#3 JACK O'BRIEN

Defenseman • Fr. • 6-0 • 170 lbs • Shoots: Left
 White Rock, British Columbia • Nanaimo Clippers (BCHL)

SEASON	TEAM	GP	G	A	Points	Shots	Shot%	Pen-Min	+/-	PPG	SHG	GWG	Bk	FOW	FOL	FO%
2022-23	CU	1	0	0	0	1	.000	0 - 0	0	0	0	0	0	0	0	.000
TOTAL		1	0	0	0	1	.000	0 - 0	0	0	0	0	0	0	0	.000



O'BRIEN AT A GLANCE

Most Goals N/A
 Most Assists N/A
 Most Points N/A
 First Goal N/A
 First Assist N/A
 Last Goal N/A
 Last Assist N/A
 Longest Point Streak N/A
 Longest Goal Streak N/A
 Longest Assist Streak N/A



#4 HANK KEMPF

Defenseman • So. • 6-2 • 200 lbs • Shoots: Left
 Wilmette, Illinois • Muskegon Lumberjacks (USHL)




SEASON	TEAM	GP	G	A	Points	Shots	Shot%	Pen-Min	+/-	PPG	SHG	GWG	Bk	FOW	FOL	FO%
2021-22	CU	32	0	8	8	54	.000	3 - 6	8	0	0	0	12	0	0	.000
2022-23	CU	28	1	1	2	24	.042	5 - 10	11	0	0	0	29	0	0	.000
TOTAL		60	1	9	10	78	.013	8 - 16	19	0	0	0	41	0	0	.000



KEMPF AT A GLANCE

Most Goals 1, at RPI (1/7/23)
 Most Assists 2, at Princeton (1/21/22)
 Most Points 2, at Princeton (1/21/22)
 First Goal at RPI (1/7/23)
 First Assist at Dartmouth (11/6/21)
 Last Goal at RPI (1/7/23) - 15 games
 Last Assist at St. Lawrence (11/11/22) - 23 games
 Longest Point Streak 4 games (11/6/21 - 11/19/21)
 Longest Goal Streak N/A
 Longest Assist Streak 4 games (11/6/21 - 11/19/21)



#5 SEBASTIAN DIRVEN

Defenseman • Sr. • 6-3 • 205 lbs • Shoots: Left
 Bainsville, Ontario • Central Illinois Flying Aces (USHL)

SEASON	TEAM	GP	G	A	Points	Shots	Shot%	Pen-Min	+/-	PPG	SHG	GWG	Bk	FOW	FOL	FO%
2019-20	CU	28	1	3	4	22	.045	9 - 18	10	0	0	0	17	0	0	.000
2021-22	CU	31	1	5	6	20	.050	11 - 33	5	0	0	0	24	0	0	.000
2022-23	CU	31	1	4	5	32	.031	6 - 23	8	0	0	0	19	0	0	.000
TOTAL		90	3	12	15	74	.041	26 - 74	23	0	0	0	60	0	0	.000



DIRVEN AT A GLANCE

Most Goals 1, (3x), Last: at Union (1/6/23)
 Most Assists 1, (12x), Last: vs. Clarkson (2/17/23)
 Most Points 1, (13x), Last: at Union (1/6/23)
 First Goal vs. Colgate (2/9/20)
 First Assist at Union (1/11/20)
 Last Goal at Union (1/6/23) - 16 games
 Last Assist vs. Clarkson (2/17/23) - 5 games
 Longest Point Streak 2, (3x), Last: 11/27/21 - 12/3/21
 Longest Goal Streak N/A
 Longest Assist Streak 2, (2x), Last: 11/27/21 - 12/3/21



#7 JIMMY RAYHILL

Defenseman • So. • 5-9 • 175 lbs • Shoots: Right
 New Hartford, New York • Odessa Jackalopes (NAHL)



RAYHILL AT A GLANCE

Most Goals N/A
 Most Assists N/A
 Most Points N/A
 First Goal N/A
 First Assist N/A
 Last Goal N/A
 Last Assist N/A
 Longest Point Streak N/A
 Longest Goal Streak N/A
 Longest Assist Streak N/A

2022-23 CORNELL BIG RED SKATER CAPSULES



#8 JACK LAGERSTROM

Defenseman • Jr. • 6-2 • 177 lbs • Shoots: Right
Edina, Minnesota • Tri-City Storm (USHL)

SEASON	TEAM	GP	G.	A	Points	Shots	Shot%	Pen-Min	+/-	PPG	SHG	GWG	Blk	FOW	FOL	FO%
2021-22	CU	14	0	0	0	16	.000	2-4	1	0	0	0	5	0	0	.000
2022-23	CU	7	1	1	2	10	.100	2-4	1	0	0	0	2	0	0	.000
TOTAL		21	1	1	2	26	.038	4-8	2	0	0	0	7	0	0	.000



LAGERSTROM AT A GLANCE

Most Goals 1, vs. Brown (11/19/22)
Most Assists 1, vs. Sacred Heart (11/22/22)
Most Points 1, (2x), Last: vs. Sacred Heart (11/22/22)

First Goal vs. Brown (11/19/22)
First Assist vs. Sacred Heart (11/22/22)
Last Goal vs. Brown (11/19/22) - 1 game
Last Assist vs. Sacred Heart (11/22/22)

Longest Point Streak 2 games (11/19/22 - Present)
Longest Goal Streak N/A
Longest Assist Streak N/A

O'LEARY AT A GLANCE

Most Goals 1, (6x), Last: at Yale (2/25/23)
Most Assists 1, (11x), Last: vs. Clarkson (3/10/23)
Most Points 2, (3x), Last: at Yale (2/25/23)

First Goal at North Dakota (1/7/22)
First Assist at North Dakota (1/7/22)
Last Goal at Yale (2/25/23) - 2 games
Last Assist vs. Clarkson (3/10/23) - 1 game

Longest Point Streak 3, (3x), Last: 2/24/23 - 3/10/23
Longest Goal Streak 2 games (2/24/23 - 2/25/23)
Longest Assist Streak 3 games (2/4/23 - 2/11/23)



#9 JACK O'LEARY

Forward • Jr. • 5-7 • 162 lbs • Shoots: Right
St. James, New York • Cedar Rapids RoughRiders (USHL)

SEASON	TEAM	GP	G.	A	Points	Shots	Shot%	Pen-Min	+/-	PPG	SHG	GWG	Blk	FOW	FOL	FO%
2021-22	CU	11	1	1	2	9	.111	4-19	3	0	0	0	1	0	0	.000
2022-23	CU	26	5	10	15	27	.185	4-8	17	0	0	1	16	0	1	.000
TOTAL		37	6	11	17	36	.167	8-27	20	0	0	1	17	0	1	.000



MITCHELL AT A GLANCE

Most Goals 2, vs. RPI (2/3/23)
Most Assists 3, (2x), Last: vs. Union (2/4/23)
Most Points 3, (2x), Last: vs. Union (2/4/23)

First Goal at Clarkson (11/15/19)
First Assist at Michigan State (11/2/19)
Last Goal 2, vs. RPI (2/3/23) - 9 games
Last Assist vs. Clarkson (3/11/23)

Longest Point Streak 4 games (2/19/22 - 3/11/22)
Longest Goal Streak 3 games (12/2/22 - 12/30/22)
Longest Assist Streak 4 games (2/19/22 - 3/11/22)



#10 TRAVIS MITCHELL

Defenseman • Sr. • 6-3 • 207 lbs • Shoots: Left
South Lyon, Michigan • Omaha Lancers (USHL)

SEASON	TEAM	GP	G.	A	Points	Shots	Shot%	Pen-Min	+/-	PPG	SHG	GWG	Blk	FOW	FOL	FO%
2019-20	CU	29	2	10	12	36	.056	9-29	20	0	0	0	25	1	0	1.000
2021-22	CU	32	3	13	16	70	.043	12-40	14	1	0	0	38	0	0	.000
2022-23	CU	31	6	12	18	59	.102	10-20	18	0	0	1	52	0	0	.000
TOTAL		92	11	35	46	165	.067	31-89	52	1	0	1	115	1	0	1.000



DONALDSON AT A GLANCE

Most Goals 1, (3x), Last: vs. Princeton (1/21/23)
Most Assists 2, (2x), Last: vs. Brown (11/19/22)
Most Points 2, (2x), Last: vs. Brown (11/19/22)

First Goal at Minnesota Duluth (10/29/22)
First Assist 2, vs. Yale (11/18/22)
Last Goal vs. Princeton (1/21/23) - 6 games
Last Assist vs. AIC (12/30/22) - 11 games

Longest Point Streak 3 games (11/18/22 - 11/22/22)
Longest Goal Streak N/A
Longest Assist Streak 3 games (11/18/22 - 11/22/22)



#11 SEAN DONALDSON

Forward • Fr. • 5-11 • 180 lbs • Shoots: Left
Vancouver, British Columbia • Nanaimo Clippers (BCHL)

SEASON	TEAM	GP	G.	A	Points	Shots	Shot%	Pen-Min	+/-	PPG	SHG	GWG	Blk	FOW	FOL	FO%
2022-23	CU	22	3	7	10	34	.088	0-0	4	1	0	0	3	0	0	.000
TOTAL		22	3	7	10	34	.088	0-0	4	1	0	0	3	0	0	.000



REGO AT A GLANCE

Most Goals 2, vs. RPI (11/13/21)
Most Assists 2, at Harvard (11/5/21)
Most Points 3, vs. RPI (11/13/21)

First Goal 2, vs. RPI (11/13/21)
First Assist 2, at Harvard (11/5/21)
Last Goal at Union (1/6/23) - 16 games
Last Assist vs. Colgate (2/10/23) - 7 games

Longest Point Streak 3 games (2/3/23 - 2/10/23)
Longest Goal Streak N/A
Longest Assist Streak 3 games (2/3/23 - 2/10/23)



#12 TIM REGO

Defenseman • Jr. • 6-0 • 172 lbs • Shoots: Right
Mansfield, Massachusetts • Brooks Bandits (AJHL)

SEASON	TEAM	GP	G.	A	Points	Shots	Shot%	Pen-Min	+/-	PPG	SHG	GWG	Blk	FOW	FOL	FO%
2021-22	CU	32	2	9	11	29	.069	3-6	4	0	0	0	22	0	0	.000
2022-23	CU	30	2	7	9	25	.080	8-16	18	0	0	2	29	0	0	.000
TOTAL		62	4	16	20	54	.074	11-22	22	0	0	2	51	0	0	.000



2022-23 CORNELL BIG RED SKATER CAPSULES



#13 JACK MALONE

Forward • Sr. • 6-1 • 193 lbs • Shoots: Right
 Madison, New Jersey • Youngstown Phantoms (USHL)



SEASON	TEAM	GP	G.	A	Points	Shots	Shot%	Pen-Min	+/-	PPG	SHG	GWG	Bk	FOW	FOL	FO%
2019-20	CU	27	2	6	8	16	.125	2-4	11	1	0	0	7	9	5	.643
2021-22	CU	32	8	12	20	61	.131	9-26	2	2	0	1	17	18	23	.439
2022-23	CU	31	8	9	17	65	.123	3-6	5	2	0	1	15	95	107	.470
TOTAL		90	18	27	45	142	.127	14-36	18	5	0	2	39	122	135	.475

MALONE AT A GLANCE

Most Goals 2, (2x), Last: at Colgate (2/11/23)
 Most Assists 2, (3x), Last: vs. AIC (12/29/22)
 Most Points 3, vs. AIC (12/29/22)

First Goal at Michigan State (11/19/19)
 First Assist vs. Yale (11/9/19)
 Last Goal vs. Clarkson (3/11/23)
 Last Assist vs. Clarkson (3/11/23)

Longest Point Streak 6 games (2/19/22 - 3/13/22)
 Longest Goal Streak 2, (3x), Last: 2/11/23 - 2/17/23
 Longest Assist Streak 4, (2x), Last: 1/27/23 - 2/4/23



#15 MAX ANDREEV A

Forward • Sr. • 6-0 • 182 lbs • Shoots: Left
 Moscow, Russia • Central Illinois Flying Aces (USHL)



SEASON	TEAM	GP	G.	A	Points	Shots	Shot%	Pen-Min	+/-	PPG	SHG	GWG	Bk	FOW	FOL	FO%
2018-19	CU	22	2	8	10	22	.091	5-10	4	0	0	0	5	121	92	.568
2019-20	CU	24	5	15	20	39	.128	6-12	11	2	0	3	6	119	128	.482
2021-22	CU	22	9	14	23	55	.164	10-23	17	3	0	0	10	228	184	.553
2022-23	CU	28	6	15	21	53	.113	12-24	9	5	0	2	16	246	220	.528
TOTAL		96	22	52	74	169	.130	33-69	41	10	0	5	37	714	624	.534

ANDREEV AT A GLANCE

Most Goals 4, vs. RPI (11/13/21)
 Most Assists 2, (9x), Last: vs. Union (2/4/23)
 Most Points 6, vs. RPI (11/13/21)

First Goal vs. Michigan State (10/26/18)
 First Assist vs. Yale (1/2/18)
 Last Goal vs. Clarkson (3/11/23)
 Last Assist vs. Clarkson (2/17/23) - 5 games

Longest Point Streak 8 games (11/12/21 - 1/1/22)
 Longest Goal Streak N/A
 Longest Assist Streak 4, (2x), Last: 2/3/23 - 2/17/23



#16 GABRIEL SEGER

Forward • Sr. • 6-4 • 210 lbs • Shoots: Left
 Uppsala, Sweden • Union College (ECAC)



SEASON	TEAM	GP	G.	A	Points	Shots	Shot%	Pen-Min	+/-	PPG	SHG	GWG	Bk	FOW	FOL	FO%
2019-20	UNI	37	7	15	22	44	.159	4-8	-1	3	0	2	18	204	223	.478
2021-22	UNI	34	7	14	21	54	.130	5-21	-2	3	0	0	18	335	306	.523
2022-23	CU	27	7	22	29	39	.179	4-19	5	5	0	1	4	267	155	.633
TOTAL FOR CU		27	7	22	29	39	.179	4-19	5	5	0	1	4	267	155	.633
TOTAL		98	21	51	72	137	.153	13-48	2	11	0	3	40	806	684	.541

SEGER AT A GLANCE

Most Goals 1, (21x), Last: vs. Clarkson (3/10/23)
 Most Assists 3, (2x), Last: vs. Union (2/4/23)
 Most Points 3, (5x), Last: vs. Union (2/4/23)

First Goal vs. RPI (10/25/19)
 First Assist vs. Army (10/6/19)
 Last Goal vs. Clarkson (3/10/23) - 1 game
 Last Assist vs. Clarkson (3/11/23)

Longest Point Streak 6 games (12/3/22 - 1/14/23)
 Longest Goal Streak 3 games (1/6/23 - 1/14/23)
 Longest Assist Streak 6 games (12/3/22 - 1/14/23)



#17 DALTON BANCROFT

Forward • Fr. • 6-3 • 200 lbs • Shoots: Right
 Madoc, Ontario • Trenton Golden Hawks (OJHL)




SEASON	TEAM	GP	G.	A	Points	Shots	Shot%	Pen-Min	+/-	PPG	SHG	GWG	Bk	FOW	FOL	FO%
2022-23	CU	30	8	12	20	65	.123	7-14	8	5	0	2	15	1	3	.250
TOTAL		30	8	12	20	65	.123	7-14	8	5	0	2	15	1	3	.250

BANCROFT AT A GLANCE

Most Goals 3, vs. UConn (11/26/22)
 Most Assists 2, at Dartmouth (1/27/23)
 Most Points 3, (2x), Last: vs. Union (2/4/23)

First Goal vs. Yale (11/18/22)
 First Assist at Minnesota Duluth (10/28/22)
 Last Goal 2, vs. Union (2/4/23) - 7 games
 Last Assist vs. Clarkson (3/11/23)

Longest Point Streak 4 games (11/18/22 - 11/26/22)
 Longest Goal Streak 2 games (1/20/23 - 1/21/23)
 Longest Assist Streak 3 games (11/18/22 - 11/22/22)



#18 KYLER KOVICH

Forward • So. • 6-2 • 182 lbs • Shoots: Left
 Coquitlam, British Columbia • Tri-City Storm (USHL)



SEASON	TEAM	GP	G.	A	Points	Shots	Shot%	Pen-Min	+/-	PPG	SHG	GWG	Bk	FOW	FOL	FO%
2021-22	CU	19	3	1	4	13	.231	4-8	6	0	0	1	7	1	0	1.000
2022-23	CU	13	1	2	3	10	.100	2-4	3	0	0	0	1	0	0	.000
TOTAL		32	4	3	7	23	.174	6-12	9	0	0	1	8	1	0	1.000

KOVICH AT A GLANCE

Most Goals 1, (4x), Last: at St. Lawrence (11/11/22)
 Most Assists 1, (3x), Last: at Yale (2/25/23)
 Most Points 1, (7x), Last: at Yale (2/25/23)

First Goal vs. Boston University (11/27/21)
 First Assist at Dartmouth (11/6/21)
 Last Goal at St. Lawrence (11/11/22) - 10 games
 Last Assist at Yale (2/25/23) - 1 game

Longest Point Streak 2, (2x), Last: 2/24/23 - 2/25/23
 Longest Goal Streak 2 games (1/7/22 - 1/8/22)
 Longest Assist Streak 2 games (2/24/23 - 2/25/23)

2022-23 CORNELL BIG RED SKATER CAPSULES



#19 SULLIVAN MACK

Forward • So. • 6-1 • 189 lbs • Shoots: Left
Anchorage, Alaska • Salmon Arm Silverbacks (BCHL)

SEASON	TEAM	GP	G.	A	Points	Shots	Shot%	Pen-Min	+/-	PPG	SHG	GWG	Blk	FOW	FOL	FO%
2021-22	CU	20	1	2	27	.037	2 - 4	-3	0	0	1	5	0	0	0	.000
2022-23	CU	25	6	4	10	.207	4 - 8	6	0	0	2	13	0	0	0	.000
TOTAL		45	7	5	12	.125	6 - 12	3	0	0	3	18	0	0	0	.000



MACK AT A GLANCE

Most Goals 2, (2x), Last: at Brown (2/24/23)
Most Assists 2, vs. UConn (11/26/22)
Most Points 2, (3x), Last: at Brown (2/24/23)

First Goal at Princeton (2/26/22)
First Assist vs. RPI (11/13/21)
Last Goal 2, at Brown (2/24/23) - 2 games
Last Assist 2, vs. UConn (11/26/22) - 20 games

Longest Point Streak 4 games (11/18/22 - 11/26/22)
Longest Goal Streak N/A
Longest Assist Streak 2 games (11/18/22 - 11/19/22)



#20 MATT STIENBURG A

Forward • Sr. • 6-2 • 195 lbs • Shoots: Right
Halifax, Nova Scotia • St. Andrew's College



SEASON	TEAM	GP	G.	A	Points	Shots	Shot%	Pen-Min	+/-	PPG	SHG	GWG	Blk	FOW	FOL	FO%
2019-20	CU	27	5	5	10	31	.161	13 - 45	12	1	0	1	15	31	40	.437
2021-22	CU	28	13	16	29	63	.206	11 - 30	11	4	0	4	22	50	67	.427
2022-23	CU	15	2	4	6	37	.054	9 - 18	-3	1	0	1	15	5	10	.333
TOTAL		70	20	25	45	131	.153	33 - 93	20	6	0	6	52	86	117	.424



STIENBURG AT A GLANCE

Most Goals 3, at St. Lawrence (12/3/21)
Most Assists 3, vs. RPI (11/13/21)
Most Points 4, (2x), Last: at St. Lawrence (12/3/21)

First Goal vs. Ohio State (1/3/20)
First Assist vs. Yale (11/9/19)
Last Goal vs. UConn (11/26/22) - 5 games
Last Assist vs. Dartmouth (12/3/22) - 3 games

Longest Point Streak 11 games (10/30/21 - 1/1/22)
Longest Goal Streak 3 games (2/21/20 - 2/28/20)
Longest Assist Streak 5 games (11/20/21 - 1/1/22)



#21 ZACH TUPKER

Forward • Sr. • 6-1 • 197 lbs • Shoots: Left
Collingwood, Ontario • Carleton Place Canadians (CCHL)

SEASON	TEAM	GP	G.	A	Points	Shots	Shot%	Pen-Min	+/-	PPG	SHG	GWG	Blk	FOW	FOL	FO%
2019-20	CU	20	1	2	3	12	.083	1 - 2	7	0	0	0	5	50	59	.459
2021-22	CU	32	1	6	7	36	.028	4 - 8	-1	0	0	0	10	139	133	.511
2022-23	CU	31	6	5	11	66	.091	8 - 16	5	0	0	1	11	283	228	.554
TOTAL		83	8	13	21	114	.070	13 - 26	11	0	0	1	26	472	420	.529



TUPKER AT A GLANCE

Most Goals 2, vs. Yale (11/18/22)
Most Assists 1, (13x), Last: vs. Clarkson (3/10/23)
Most Points 2, (3x), Last: at Brown (2/24/23)

First Goal vs. Yale (11/9/19)
First Assist vs. Colgate (2/9/20)
Last Goal at Brown (2/24/23) - 3 games
Last Assist vs. Clarkson (3/10/23) - 1 game

Longest Point Streak 3, (2x), Last: 11/12/22 - 11/19/22
Longest Goal Streak 2 games (11/12/22 - 11/18/22)
Longest Assist Streak 3 games (1/7/22 - 1/15/22)



#22 KYLE PENNEY

Forward • Jr. • 6-1 • 204 lbs • Shoots: Left
Lawrencetown, Nova Scotia • Chilliwack Chiefs (BCHL)

SEASON	TEAM	GP	G.	A	Points	Shots	Shot%	Pen-Min	+/-	PPG	SHG	GWG	Blk	FOW	FOL	FO%
2021-22	CU	32	8	6	14	59	.136	4 - 8	3	0	0	0	23	25	36	.410
2022-23	CU	30	7	11	18	42	.167	2 - 4	10	1	0	1	11	44	59	.427
TOTAL		62	15	17	32	101	.149	6 - 12	13	1	0	1	34	69	95	.421



PENNEY AT A GLANCE

Most Goals 1, (13x), Last: at Yale (2/25/23)
Most Assists 2, (2x), Last: at Yale (2/25/23)
Most Points 3, (2x), Last: at Yale (2/25/23)

First Goal at Dartmouth (11/6/21)
First Assist vs. Boston University (11/27/21)
Last Goal at Yale (2/25/23) - 2 games
Last Assist vs. Clarkson (3/11/23)

Longest Point Streak 3 games (2/4/23 - 2/11/23)
Longest Goal Streak 2, (5x), Last: 2/4/23 - 2/10/23
Longest Assist Streak 2 games (2/24/23 - 2/25/23)



#23 WINTER WALLACE

Forward • Fr. • 6-3 • 215 lbs • Shoots: Right
Boulder, Colorado • Youngstown Phantoms (USHL)

SEASON	TEAM	GP	G.	A	Points	Shots	Shot%	Pen-Min	+/-	PPG	SHG	GWG	Blk	FOW	FOL	FO%
2022-23	CU	20	3	5	8	20	.150	7 - 14	7	0	0	0	3	0	0	.000
TOTAL		20	3	5	8	20	.150	7 - 14	7	0	0	0	3	0	0	.000



WALLACE AT A GLANCE

Most Goals 1, (3x), Last: at Yale (2/25/23)
Most Assists 1, (4x), Last: vs. Clarkson (2/17/23)
Most Points 1, (7x), Last: at Yale (2/25/23)

First Goal at Minnesota Duluth (10/28/22)
First Assist at Clarkson (11/12/22)
Last Goal at Yale (2/25/23) - 2 games
Last Assist vs. Clarkson (3/11/23)

Longest Point Streak 2, (2x), Last: (2/11/23 - 2/17/23)
Longest Goal Streak N/A
Longest Assist Streak N/A

2022-23 CORNELL BIG RED SKATER CAPSULES



#24 SAM MALINSKI

Defenseman • Sr. • 5-11 • 189 lbs • Shoots: Right
Lakeville, Minnesota • Bismarck Bobcats (NAHL)

SEASON	TEAM	GP	G.	A	Points	Shots	Shot%	Pen-Min	+/-	PPG	SHG	GWG	BK	FOW	FOL	FO%
2019-20	CU	25	4	12	16	61	.066	7-14	14	2	0	1	19	0	0	.000
2021-22	CU	32	5	18	23	81	.062	9-26	20	2	0	1	41	0	0	.000
2022-23	CU	31	8	18	26	77	.104	9-29	9	3	1	1	33	0	0	.000
TOTAL		88	17	48	65	219	.078	25-69	43	7	1	3	93	0	0	.000



MALINSKI AT A GLANCE

Most Goals 2, vs. Union (2/4/23)
Most Assists 3, (2x), Last: vs. Princeton (1/21/23)
Most Points 4, vs. Union (2/4/23)

First Goal at Michigan State (11/2/19)
First Assist at Michigan State (11/1/19)
Last Goal 2, vs. Union (2/4/23) - 8 games
Last Assist vs. Clarkson (3/10/23) - 1 game

Longest Point Streak 10 games (12/30/22 - 2/4/23)
Longest Goal Streak 4 games, 1/27/23 - 2/4/23
Longest Assist Streak 7 games (12/30/22 - 1/27/23)

PSENICKA AT A GLANCE

Most Goals 2, (2x), Last: vs. AIC (12/29/22)
Most Assists 2, at North Dakota (1/7/22)
Most Points 3, (2x), Last: vs. AIC (12/29/22)

First Goal vs. Alaska (10/29/21)
First Assist at Dartmouth (11/6/21)
Last Goal vs. Clarkson (3/11/23)
Last Assist at Yale (2/25/23) - 2 games

Longest Point Streak 4 games (3/11/22 - 10/28/22)
Longest Goal Streak 2, (4x), Last: 12/29/22 - 1/6/23
Longest Assist Streak 4 games (3/11/22 - 10/28/22)



#26 ONDREJ PSENICKA

Forward • So. • 6-6 • 211 lbs • Shoots: Left
Prague, Czechia • Waterloo Black Hawks (USHL)

SEASON	TEAM	GP	G.	A	Points	Shots	Shot%	Pen-Min	+/-	PPG	SHG	GWG	BK	FOW	FOL	FO%
2021-22	CU	32	12	9	21	68	.176	9-18	21	2	1	3	11	18	17	.514
2022-23	CU	31	8	7	15	55	.145	5-10	16	1	0	1	9	40	40	.500
TOTAL		63	20	16	36	123	.163	14-28	37	3	1	4	20	58	57	.504



SUDA AT A GLANCE

Most Goals 1, vs. Clarkson (3/10/23)
Most Assists 2, vs. Quinnipiac (1/20/23)
Most Points 2, vs. Quinnipiac (1/20/23)

First Goal vs. Clarkson (3/10/23)
First Assist at Minnesota Duluth (10/29/22)
Last Goal vs. Clarkson (3/10/23) - 1 game
Last Assist vs. RPI (2/3/23) - 9 games

Longest Point Streak N/A
Longest Goal Streak N/A
Longest Assist Streak N/A



#27 MICHAEL SUDA

Defenseman • So. • 6-1 • 180 lbs • Shoots: Left
Cheektowaga, New York • Fargo Force (USHL)

SEASON	TEAM	GP	G.	A	Points	Shots	Shot%	Pen-Min	+/-	PPG	SHG	GWG	BK	FOW	FOL	FO%
2021-22	CU	6	0	0	0	5	.000	0-0	-1	0	0	0	1	0	0	.000
2022-23	CU	30	1	6	7	26	.038	4-8	8	0	0	1	15	0	1	.000
TOTAL		36	1	6	7	31	.032	4-8	7	0	0	1	16	0	1	.000




DESANTIS AT A GLANCE

Most Goals 2, (2x), Last: vs. Union (2/4/23)
Most Assists 4, at RPI (1/7/23)
Most Points 4, at RPI (1/7/23)

First Goal at St. Lawrence (11/11/22)
First Assist vs. AIC (12/29/22)
Last Goal at Yale (2/25/23) - 2 games
Last Assist at Yale (2/25/23) - 2 games

Longest Point Streak 6 games (12/29/22 - 1/20/23)
Longest Goal Streak 2 games (12/29/22 - 12/30/22)
Longest Assist Streak 4 games (1/6/23 - 1/20/23)



#28 NICK DESANTIS

Forward • Fr. • 5-9 • 155 lbs • Shoots: Right
Collegeville, Pennsylvania • Madison Capitols (USHL)

SEASON	TEAM	GP	G.	A	Points	Shots	Shot%	Pen-Min	+/-	PPG	SHG	GWG	BK	FOW	FOL	FO%
2022-23	CU	27	9	11	20	36	.250	6-12	11	3	0	1	4	0	0	.000
TOTAL		27	9	11	20	36	.250	6-12	11	3	0	1	4	0	0	.000



BERARD AT A GLANCE

Most Goals 3, (2x), Last: at Dartmouth (11/6/21)
Most Assists 3, at RPI (1/7/23)
Most Points 4, at RPI (1/7/23)

First Goal vs. Princeton (11/23/19)
First Assist at Michigan State (11/2/19)
Last Goal at Yale (2/25/23) - 2 games
Last Assist at Yale (2/25/23) - 2 games

Longest Point Streak 6 games (12/30/22 - 1/14/23)
Longest Goal Streak 4 games (1/6/23 - 1/20/23)
Longest Assist Streak 4 games (12/30/22 - 1/7/23)



#29 BEN BERARD

Forward • Sr. • 6-0 • 191 lbs • Shoots: Left
Duncan, British Columbia • Powell River Kings (BCHL)

SEASON	TEAM	GP	G.	A	Points	Shots	Shot%	Pen-Min	+/-	PPG	SHG	GWG	BK	FOW	FOL	FO%
2019-20	CU	27	7	10	17	66	.106	2-4	8	4	0	1	4	5	9	.357
2021-22	CU	26	14	9	23	87	.161	3-6	11	5	0	3	10	0	0	.000
2022-23	CU	31	10	17	27	85	.118	3-6	3	1	0	1	19	0	0	.000
TOTAL		84	31	36	67	238	.130	8-16	22	10	0	5	33	5	9	.357



2022-23 CORNELL BIG RED GOALTENDER CAPSULES



#30 IAN SHANE

Goaltender • So. • 6-0 • 167 lbs • Catches: Left
 Manhattan Beach, California • Bismarck Bobcats (NAHL)

SEASON	TEAM	GP-GS	Minutes	GA	GAAvg	Saves	Save%	W	L	T	Sho	PPG	SHG
2021-22	CU	17 - 16	979.45	28	1.72	387	.933	7	6	3	3	10	0
2022-23	CU	30 - 28	1671.34	50	1.8	511	.911	19	8	1	4	17	0
TOTAL		47 - 44	2650.79	78	1.77	898	.920	26	14	4	7	27	0



SHANE AT A GLANCE

Most Saves 42, at Quinnipiac (2/25/22)
Assists N/A

First Game at Arizona State (1/2/22)
First Start at North Dakota (1/7/22)
First Shutout at Yale (1/15/22)

Last Shutout at Brown (2/24/23) - 3 games
Last Assist. N/A



#33 REMINGTON KEOPPLE

Goaltender • Fr. • 6-2 • 190 lbs • Catches: Left
 New Richmond, Wisconsin • Des Moines Buccaneers (USHL)

SEASON	TEAM	GP-GS	Minutes	GA	GAAvg	Saves	Save%	W	L	T	Sho	PPG	SHG
2022-23	CU	5 - 3	174.47	9	3.1	52	.852	1	1	1	0	2	1
TOTAL		5 - 3	174.47	9	3.1	52	.852	1	1	1	0	2	1



KEOPPLE AT A GLANCE

Most Saves 17, vs. Brown (11/19/22)
Assists N/A

First Game at Minnesota Duluth (10/29/22)
First Start at Minnesota Duluth (10/29/22)
First Shutout N/A

Last Shutout N/A
Last Assist. N/A



#34 RYAN MCINCHAK

Goaltender • Jr. • 6-0 • 175 lbs • Catches: Left
 Trenton, Michigan • American International College (AHA)

SEASON	TEAM	GP-GS	Minutes	GA	GAAvg	Saves	Save%	W	L	T	Sho	PPG	SHG
2020-21	AIC	2 - 1	99.55	0	0	37	1.000	1	0	0	1	0	0
2021-22	AIC	1 - 0	33.07	1	1.82	13	.929	0	1	0	0	0	0
2022-23	CU	2 - 0	11.35	1	5.29	2	.667	0	0	0	0	0	0
TOTAL FOR CU		2 - 0	11.35	1	5.29	2	.667	0	0	0	0	0	0
TOTAL		5 - 1	143.97	2	0.84	52	.963	1	1	0	1	0	0



MCINCHAK AT A GLANCE

Most Saves 20, vs. Holy Cross (1/30/21)
Assists N/A

First Game vs. Holy Cross (1/29/21)
First Start vs. Holy Cross (1/30/21)
First Shutout vs. Holy Cross (1/30/21)

Last Shutout vs. Holy Cross (1/30/21) - 4 games
Last Assist. N/A

CORNELL IN THE ECAC HOCKEY CHAMPIONSHIP

Tournaments: 53rd (52nd playing - DNP in 2020)
Record: 117-59-4 (.661)
Finals: 22 (12-10 — .545)
Last Final: 2019
Semifinals: 39 (23-15 — .605)
Last Semifinal: 2023

Overtime Games: 27 (16-8-3 — .648)
One-Goal Games: 45-20 (.692)
Games Decided by Two Goals or Less: 68-28-4 (.700)

Most Goals
Cornell: 12 (W, 12-2, vs. Boston College — 3/9/67)
Opponent: 10, (2x), Last: at Quinnipiac (L, 0-10 — 3/16/13)

Largest Margin of Victory:
Cornell: 10, (2x), Last: (W, 11-1, vs. Providence — 3/7/72)
Opponent: 10 (L, 0-10, at Quinnipiac — 3/16/13)
Consecutive Wins: 13 (1967-71)

Last 10 Games: 6-4 (.600)
Last 5 Games: 3-2 (.600)

DATE	OPPONENT (LOCATION)	ROUND	RESULT
3/9/65	Brown (Providence)	QF	L, 3-4 (OT)
3/8/66	Boston College (Ithaca)	QF	W, 9-0
3/11/66	Boston University (Boston)	SF	W, 8-1
3/12/66	Clarkson (Boston)	CG	L, 2-6
3/7/67	Brown (Ithaca)	QF	W, 11-2
3/9/67	Boston College (Boston)	SF	W, 12-2
3/11/67	Boston University (Boston)	CG	W, 4-3
3/5/68	Princeton (Ithaca)	QF	W, 6-1
3/8/68	Boston University (Boston)	SF	W, 7-2
3/9/68	Boston College (Boston)	CG	W, 6-3
3/4/69	St. Lawrence (Ithaca)	QF	W, 3-0
3/7/69	Boston University (Boston)	SF	W, 3-2 (OT)
3/8/69	Harvard (Boston)	CG	W, 4-2
3/10/70	St. Lawrence (Ithaca)	QF	W, 6-1
3/13/70	Harvard (Boston)	SF	W, 6-5
3/14/70	Clarkson (Boston)	CG	W, 3-2
3/9/71	Providence (Ithaca)	QF	W, 6-3
3/12/71	Clarkson (Boston)	SF	L, 1-4
3/13/71	Boston University (Boston)	3PG	L, 5-6
3/7/72	Providence (Ithaca)	QF	W, 11-1
3/10/72	New Hampshire (Boston)	SF	W, 6-3
3/11/72	Boston University (Boston)	CG	L, 1-4
3/6/73	RPI (Ithaca)	QF	W, 9-3
3/9/73	Clarkson (Boston)	SF	W, 9-4
3/10/73	Boston College (Boston)	CG	W, 3-2
3/5/74	St. Lawrence (Ithaca)	QF	W, 5-3
3/8/74	Boston University (Boston)	SF	L, 3-7
3/9/74	RPI (Boston)	3PG	W, 8-2
3/4/75	New Hampshire (Ithaca)	QF	W, 4-2
3/7/75	Harvard (Boston)	SF	L, 4-6
3/8/75	Vermont (Boston)	3PG	L, 3-7
3/9/76	Clarkson (Potsdam)	QF	W, 9-7
3/12/76	Brown (Boston)	SF	L, 2-6
3/13/76	Harvard (Boston)	3PG	W, 7-6
3/8/77	RPI (Ithaca)	QF	W, 7-5
3/11/77	New Hampshire (Boston)	SF	L, 9-10 (2OT)
3/12/77	Clarkson (Boston)	3PG	W, 5-4
3/7/78	Providence (Ithaca)	QF	L, 5-8
3/6/79	Providence (Ithaca)	QF	W, 6-5 (OT)
3/9/79	New Hampshire (Boston)	SF	L, 2-5
3/10/79	Boston University (Boston)	3PG	W, 7-4
3/11/80	Boston College (Chestnut Hill)	QF	W, 5-1
3/14/80	Providence (Boston)	SF	W, 6-5
3/15/80	Dartmouth (Boston)	CG	W, 5-1
3/10/81	Maine (Ithaca)	QF	W, 7-4
3/13/81	Colgate (Boston)	SF	W, 4-3
3/14/81	Providence (Boston)	CG	L, 4-8
3/8/85	Yale (Ithaca)	QF	W, 9-2
3/9/85	Yale (Ithaca)	QF	W, 4-2
3/15/85	RPI (Boston)	SF	L, 1-5
3/16/85	Clarkson (Boston)	3PG	W, 5-3
3/7/86	Vermont (Ithaca)	QF	W, 8-3
3/8/86	Vermont (Ithaca)	QF	T, 3-3 (OT)
3/14/86	Yale (Boston)	SF	W, 3-2 (2OT)
3/15/86	Clarkson (Boston)	CG	W, 3-2 (OT)
3/4/88	Clarkson (Ithaca)	QF	L, 3-4
3/5/88	Clarkson (Ithaca)	QF	W, 4-2
3/5/88	Clarkson (Ithaca)	QF	L, 0-1

RECORD BY ROUND
Preliminary Round: 2-0 (1.000)
First Round: 14-7-1 (.659)
Quarterfinals: 58-21-3 (.726)
Four-Five Game: 1-1 (.500)
Semifinals: 23-15 (.605)
Third-Place Game: 7-5 (.583)
Championship: 12-10 (.545)

RECORD BY SEED
No. 1: (10 Tournaments — Last: 2020; 6 Titles) 27-3 (.900)
No. 2: (9 Tournaments — Last: 2019; 3 Titles) 22-9-1 (.703)
No. 3: (10 Tournaments — Last: 2023; 1 Title) 21-11-1 (.643)
No. 4: (11 Tournaments — Last: 2022; 1 Title) 24-16 (.600)
No. 5: (5 Tournaments — Last: 2008) 10-7-1 (.583)
No. 6: Never
No. 7: (2 Tournaments — Last: 2015) 0-3-1 (.125)
No. 8: (4 Tournaments — Last: 2016; 1 Title) 9-6 (.600)
No. 9: (2 Tournaments — Last: 2013) 4-4 (.500)
No. 10: Never
No. 11: Never
No. 12: Never

DATE	OPPONENT (LOCATION)	ROUND	RESULT
3/3/89	Clarkson (Potsdam)	QF	W, 5-3
3/4/89	Clarkson (Potsdam)	QF	T, 0-0
3/10/89	St. Lawrence (Boston)	SF	L, 1-6
3/11/89	Harvard (Boston)	3PG	L, 3-6
3/2/90	Harvard (Ithaca)	QF	W, 6-2
3/3/90	Harvard (Ithaca)	QF	W, 4-2
3/10/90	RPI (Boston)	SF	L, 2-3
3/1/91	Colgate (Ithaca)	QF	W, 10-3
3/2/91	Colgate (Ithaca)	QF	W, 8-1
3/9/91	St. Lawrence (Boston)	SF	L, 3-4 (OT)
3/7/92	Yale (New Haven)	QF	W, 4-1
3/13/92	Clarkson (Boston)	SF	W, 4-3 (2OT)
3/14/92	St. Lawrence (Boston)	CG	L, 2-4
3/8/94	Princeton (Ithaca)	PR	W, 5-4 (OT)
3/11/94	Harvard (Cambridge)	QF	L, 4-5
3/12/94	Harvard (Cambridge)	QF	L, 3-5
3/7/95	St. Lawrence (Canton)	PR	W, 6-2
3/10/95	Clarkson (Potsdam)	1R	L, 2-6
3/11/95	Clarkson (Potsdam)	1R	L, 2-7
3/8/96	Colgate (Ithaca)	QF	W, 8-1
3/9/96	Colgate (Ithaca)	QF	W, 8-3
3/15/96	Clarkson (Lake Placid)	SF	W, 3-0
3/16/96	Harvard (Lake Placid)	CG	W, 2-1
3/7/97	Harvard (Ithaca)	QF	T, 2-2 (OT)
3/8/97	Harvard (Ithaca)	QF	W, 4-1
3/14/97	RPI (Lake Placid)	SF	W, 5-3
3/15/97	Clarkson (Lake Placid)	CG	W, 2-1
3/13/98	RPI (Troy)	FR	W, 5-4
3/14/98	RPI (Troy)	FR	L, 0-3
3/15/98	RPI (Troy)	FR	W, 5-4
3/19/98	Princeton (Lake Placid)	45G	L, 2-6
3/12/99	Princeton (Princeton)	FR	T, 4-4 (OT)
3/13/99	Princeton (Princeton)	FR	L, 5-6
3/10/00	Harvard (Ithaca)	FR	W, 4-3
3/11/00	Harvard (Ithaca)	FR	W, 4-3
3/16/00	Clarkson (Lake Placid)	45G	W, 4-2
3/17/00	St. Lawrence (Lake Placid)	SF	L, 2-3 (OT)
3/18/00	Colgate (Lake Placid)	3PG	L, 0-4
3/9/01	Princeton (Ithaca)	FR	W, 3-2 (OT)
3/10/01	Princeton (Ithaca)	FR	W, 2-1
3/16/01	Harvard (Lake Placid)	SF	W, 5-2
3/17/01	St. Lawrence (Lake Placid)	CG	L, 1-3
3/8/02	Yale (Ithaca)	FR	W, 2-1
3/9/02	Yale (Ithaca)	FR	W, 4-2
3/15/02	RPI (Lake Placid)	SF	W, 3-0
3/16/02	Harvard (Lake Placid)	CG	L, 3-4 (2OT)
3/14/03	RPI (Ithaca)	QF	W, 3-2
3/15/03	RPI (Ithaca)	QF	W, 4-0
3/21/03	Brown (Albany)	SF	W, 2-0
3/22/03	Harvard (Albany)	CG	W, 3-2 (OT)
3/12/04	Clarkson (Ithaca)	QF	W, 5-1
3/13/04	Clarkson (Ithaca)	QF	L, 4-5
3/14/04	Clarkson (Ithaca)	QF	L, 1-5
3/11/05	Clarkson (Ithaca)	QF	W, 5-0
3/12/05	Clarkson (Ithaca)	QF	W, 2-1 (OT)
3/18/05	Vermont (Albany)	SF	W, 3-0
3/19/05	Harvard (Albany)	CG	W, 3-1
3/10/06	Clarkson (Ithaca)	QF	W, 4-3 (2OT)
3/11/06	Clarkson (Ithaca)	QF	W, 3-2 (2OT)
3/17/06	Colgate (Albany)	SF	W, 2-0
3/18/06	Harvard (Albany)	CG	L, 2-6

BY TOURNAMENT OPPONENT
Non-active ECAC Hockey schools in italics
Boston College: 5-0 (1.000)
Boston University: 5-3 (.625)
Brown: 4-2 (.667)
Clarkson: 23-11-1 (.671)
Colgate: 9-3 (.750)
Dartmouth: 6-1 (.857)
Harvard: 14-9-1 (.604)
Maine: 1-0 (1.000)
New Hampshire: 2-2 (.500)
Princeton: 7-3-1 (.682)
Providence: 4-2 (.667)
Quinnipiac: 6-7 (.462)
RPI: 11-4 (.733)
St. Lawrence: 4-5 (.444)
Union: 8-4 (.667)
Vermont: 2-1-1 (.625)
Yale: 6-2 (.750)

DATE	OPPONENT (LOCATION)	ROUND	RESULT
3/9/07	Quinnipiac (Ithaca)	QF	L, 0-1 (OT)
3/10/07	Quinnipiac (Ithaca)	QF	L, 2-3
3/7/08	Dartmouth (Ithaca)	FR	W, 3-2
3/8/08	Dartmouth (Ithaca)	FR	L, 3-5
3/9/08	Dartmouth (Ithaca)	FR	W, 6-0
3/14/08	Union (Schenectady)	QF	W, 3-2
3/15/08	Union (Schenectady)	QF	W, 3-2
3/21/08	Harvard (Albany)	SF	L, 1-3
3/22/08	Colgate (Albany)	3PG	W, 4-2
3/13/09	RPI (Ithaca)	QF	L, 0-1
3/14/09	RPI (Ithaca)	QF	W, 4-0
3/15/09	RPI (Ithaca)	QF	W, 4-3
3/20/09	Princeton (Albany)	SF	W, 4-3 (2OT)
3/21/09	Yale (Albany)	CG	L, 0-5
3/12/10	Harvard (Ithaca)	QF	W, 5-1
3/13/10	Harvard (Ithaca)	QF	W, 3-0
3/19/10	Brown (Albany)	SF	W, 3-0
3/20/10	Union (Albany)	CG	W, 3-0
3/11/11	Quinnipiac (Ithaca)	QF	W, 2-1
3/12/11	Quinnipiac (Ithaca)	QF	L, 0-1
3/13/11	Quinnipiac (Ithaca)	QF	W, 3-2 (OT)
3/18/11	Dartmouth (Atlantic City)	SF	W, 3-0
3/19/11	Yale (Atlantic City)	CG	L, 0-6
3/9/12	Dartmouth (Ithaca)	QF	W, 4-3 (2OT)
3/10/12	Dartmouth (Ithaca)	QF	W, 3-1
3/16/12	Harvard (Atlantic City)	SF	L, 1-6
3/17/12	Colgate (Atlantic City)	3PG	W, 3-0
3/8/13	Princeton (Princeton)	FR	W, 4-0
3/9/13	Princeton (Princeton)	FR	W, 4-2
3/15/13	Quinnipiac (Hamden)	QF	W, 3-2
3/16/13	Quinnipiac (Hamden)	QF	L, 0-10
3/17/13	Quinnipiac (Hamden)	QF	L, 2-3 (2OT)
3/14/14	Clarkson (Ithaca)	QF	W, 2-1
3/15/14	Clarkson (Ithaca)	QF	L, 1-4
3/16/14	Clarkson (Ithaca)	QF	W, 1-0 (OT)
3/21/14	Union (Lake Placid)	SF	L, 2-5
3/6/15	Union (Ithaca)	FR	L, 2-4
3/7/15	Union (Ithaca)	FR	L, 0-7
3/4/16	Union (Ithaca)	FR	W, 1-0
3/5/16	Union (Ithaca)	FR	W, 2-1 (OT)
3/11/16	Quinnipiac (Hamden)	QF	L, 2-5
3/12/16	Quinnipiac (Hamden)	QF	W, 5-4
3/13/16	Quinnipiac (Hamden)	QF	L, 3-6
3/10/17	Clarkson (Ithaca)	QF	L, 2-6
3/11/17	Clarkson (Ithaca)	QF	W, 2-1
3/12/17	Clarkson (Ithaca)	QF	W, 2-1
3/17/17	Union (Lake Placid)	SF	W, 4-1
3/18/17	Harvard (Lake Placid)	3PG	L, 1-4
3/9/18	Quinnipiac (Ithaca)	QF	W, 9-1
3/10/18	Quinnipiac (Ithaca)	QF	W, 2-0
3/16/18	Princeton (Lake Placid)	SF	L, 1-4
3/15/19	Union (Ithaca)	QF	L, 2-3
3/16/19	Union (Ithaca)	QF	W, 4-0
3/17/19	Union (Ithaca)	QF	W, 4-2
3/22/19	Brown (Lake Placid)	SF	W, 6-0
3/23/19	Clarkson (Lake Placid)	CG	L, 2-3 (OT)
3/11/22	Colgate (Ithaca)	QF	W, 3-1
3/12/22	Colgate (Ithaca)	QF	L, 2-4
3/13/22	Colgate (Ithaca)	QF	L, 1-2
3/10/22	Clarkson (Ithaca)	QF	W, 2-1
3/11/22	Clarkson (Ithaca)	QF	W, 3-1

2022-23 GAME HIGHS

CORNELL HIGHS

POINTS	28	vs. Union (2/4/23)
GOALS	10	vs. Union (2/4/23)
ASSISTS	18	vs. Union (2/4/23)
SHOTS ON GOAL	47	at Brown (2/24/23)
SAVES	36	at Boston University (1/14/23)
PENALTIES	8	vs. RPI (1/7/23)
PIM	27	vs. RPI (1/7/23)

OPPONENT HIGHS

POINTS	16	at Harvard (1/28/23)
GOALS	6	at Harvard (1/28/23)
ASSISTS	10	at Harvard (1/28/23)
SHOTS ON GOAL	40	at Boston University (1/14/23)
SAVES	42	at Brown (2/24/23)
PENALTIES	8	vs. Clarkson (3/11/23)
PIM	25	at Clarkson (11/12/22)

CORNELL LOWS

POINTS	0	(2x), Last: vs. St. Lawrence (2/18/23)
GOALS	0	(2x), Last: vs. St. Lawrence (2/18/23)
ASSISTS	0	(2x), Last: vs. St. Lawrence (2/18/23)
SHOTS ON GOAL	9	at Quinnipiac (11/5/22)
SAVES	9	(2x), Last: vs. Union (2/4/23)
PENALTIES	0	at Dartmouth (1/27/22)
PIM	0	at Dartmouth (1/27/22)

OPPONENT LOWS

POINTS	0	(4x), Last: at Brown (2/24/23)
GOALS	0	(4x), Last: at Brown (2/24/23)
ASSISTS	0	(5x), Last: at Brown (2/24/23)
SHOTS ON GOAL	10	vs. Union (2/4/23)
SAVES	9	at Quinnipiac (11/5/22)
PENALTIES	0	vs. Harvard (12/2/22)
PIM	0	vs. Harvard (12/2/22)

FIVE-YEAR SITUATIONAL STATS

	2022-23	2021-22	2019-20	2018-19	2017-18	5-YR TOTAL
Overall...	20-9-2	18-10-4	23-2-4	21-11-4	25-6-2	107-38-16
ECAC Hockey games...	15-6-1	12-6-4	18-2-2	13-5-4	17-3-2	75-22-13
Ivy League games...	8-2-0	5-3-2	9-1-1	8-3-1	9-1-1	39-10-5
Non-conference games...	5-3-1	6-4-0	5-0-2	8-6-0	8-3-0	32-16-3
At home...	12-3-1	9-4-3	11-0-2	12-6-0	15-2-0	59-15-6
On the road...	7-6-1	8-6-1	10-2-1	7-2-4	9-2-2	41-18-9
At a neutral site...	1-0-0	1-0-0	2-0-1	2-3-0	1-2-0	7-5-1
Leading after the 1st...	14-2-1	10-3-3	15-0-0	15-3-1	13-2-0	67-10-5
Trailing after the 1st...	3-4-1	2-6-1	0-1-0	2-5-2	2-2-1	9-18-5
Tied after the 1st...	3-3-0	6-1-0	8-1-4	4-3-1	10-2-1	31-10-6
Leading after the 2nd...	18-0-0	12-0-1	20-0-0	20-2-2	19-0-0	89-2-3
Trailing after the 2nd...	1-6-1	3-8-1	0-2-3	0-8-0	1-4-1	5-28-6
Tied after the 2nd...	1-3-1	3-2-2	3-0-1	1-1-2	5-2-1	13-8-7
Outshooting opponent...	18-6-2	12-8-2	17-1-3	14-9-1	15-4-1	76-28-9
Being outshot...	2-2-0	5-1-2	3-1-1	7-2-3	9-2-1	26-8-7
Shots are even...	0-1-0	1-1-0	3-0-0	0-0-0	1-0-0	5-2-0
One-goal margin...	6-5	7-7	3-1	6-6	10-3	32-22
Two-goal margin...	4-2	3-1	7-0	7-1	6-1	27-5
Three-plus-goal margin...	10-2	8-2	13-1	8-4	9-2	48-11
Scoring first...	18-3-1	12-2-3	20-0-1	20-6-2	22-4-0	92-15-7
Opponent scores first...	2-6-1	6-8-1	3-2-3	1-5-2	3-2-1	15-23-8
In October...	0-2-0	2-0-0	0-0-0	0-2-0	2-0-0	4-4-0
In November...	6-2-0	6-1-0	9-0-0	5-3-0	7-1-0	33-7-0
In December...	2-1-1	1-0-1	1-1-0	1-0-0	2-1-0	7-3-2
In January...	5-2-0	4-3-2	4-1-4	6-1-1	7-0-1	26-7-8
In February...	5-2-1	4-4-1	9-0-0	4-2-2	5-2-1	27-10-5
In March...	2-0-0	1-2-0	0-0-0	5-3-1	2-2-0	10-7-1
On a Sunday...	0-0-0	0-2-0	1-0-0	1-1-0	0-0-0	2-3-0
On a Monday...	0-0-0	0-0-0	0-0-0	0-0-0	0-0-0	0-0-0
On a Tuesday...	1-0-0	0-1-0	0-0-0	0-0-0	1-0-0	2-1-0
On a Wednesday...	0-0-0	0-0-0	0-0-0	0-0-0	0-0-0	0-0-0
On a Thursday...	1-0-0	0-0-0	0-0-0	0-0-0	0-0-0	1-0-0
On a Friday...	10-3-1	7-5-1	11-1-1	10-5-1	12-2-1	50-16-5
On a Saturday...	8-6-1	11-2-3	11-1-3	10-5-3	13-4-0	53-18-10
First of back-to-back...	11-3-0	7-6-1	12-1-1	11-5-1	11-1-2	52-16-5
Second of back-to-back...	7-5-2	9-2-3	10-1-3	9-5-3	11-3-0	46-16-11
Third in three days...	0-0-0	0-1-0	0-0-0	1-0-0	0-0-0	1-1-0
In a single game...	2-1-0	2-1-0	1-0-0	0-1-0	3-2-0	8-5-0
In overtime...	0-1-2	4-1-4	0-0-4	0-0-4	0-3-4	4-5-18
In shootouts...	1-1	0-4	0-0	0-1	0-0	1-6
vs. ECAC Hockey opp...	17-6-1	13-8-4	18-2-2	16-8-4	19-4-2	82-29-13
vs. Atlantic Hockey opp...	2-0-1	0-0-0	0-0-0	0-0-0	2-0-0	4-0-1
vs. Hockey East opp...	1-1-0	1-0-0	1-0-1	1-1-0	1-1-0	5-3-1
vs. Big Ten opp...	0-0-0	0-0-0	3-0-0	0-2-0	0-0-0	3-2-0
vs. NCHC opp...	0-2-0	2-0-0	0-0-0	0-0-0	1-1-0	3-3-0
vs. WCHA opp...	0-0-0	0-0-0	1-0-1	2-0-0	2-0-0	5-0-1
vs. Independent opp...	0-0-0	2-2-0	0-0-0	2-0-0	0-0-0	4-2-0
Ranked in USA Today poll...	2-6-0	5-1-0	4-0-1	5-3-2	2-2-1	18-12-4
Ranked in USCHO.com poll...	2-6-0	5-1-1	6-1-3	7-3-2	6-3-1	26-14-7

2022-23 CORNELL TEAM AND PLAYER COMBINED STATISTICS

Team Results

Date	Opponent	Score	Att.
10/28/2022	at Minn. Duluth	L 2-3	4158
10/29/2022	at Minn. Duluth	L 2-4	4395
* 11/04/2022	at Princeton	W 3-1	2171
* 11/05/2022	at Quinnipiac	L 0-2	3439
* 11/11/2022	at St. Lawrence	W 5-1	1395
* 11/12/2022	at Clarkson	L 1-4	2782
* 11/18/2022	Yale	W 5-2	3717
* 11/19/2022	Brown	W 5-1	3695
11/22/2022	Sacred Heart	W 2-1	2772
11/26/2022	vs UConn	W 6-0	12247
* 12/02/2022	Harvard	Lot 1-2	4267
* 12/03/2022	Dartmouth	W 1-0	4267
12/29/2022	American Int'l	W 8-4	2927
12/30/2022	American Int'l	Tot 3-3	3024
* 01/06/2023	at Union (NY)	W 6-1	2185
* 01/07/2023	at Rensselaer	W 6-4	2724
01/14/2023	at Boston U.	L 3-4	5346
* 01/20/2023	Quinnipiac	W 4-0	3794
* 01/21/2023	Princeton	W 3-2	4267
* 01/27/2023	at Dartmouth	W 3-2	2001
* 01/28/2023	at Harvard	L 2-6	3095
* 02/03/2023	Rensselaer	W 3-1	3723
* 02/04/2023	Union (NY)	W 10-1	3903
* 02/10/2023	Colgate	W 3-2	4267
* 02/11/2023	at Colgate	Tot 4-4	2271
* 02/17/2023	Clarkson	L 3-4	3102
* 02/18/2023	St. Lawrence	L 0-1	4267
* 02/24/2023	at Brown	W 5-0	1177
* 02/25/2023	at Yale	W 5-1	2837
03/10/2023	Clarkson	W 2-1	3752
03/11/2023	Clarkson	W 3-1	3935

Game Records

Record	Overall	Home	Away	Neutral
ALL GAMES	20-9-2	12-3-1	7-6-1	1-0-0
CONFERENCE	15-6-1	8-3-0	7-3-1	0-0-0
NON-CONFERENCE	5-3-1	4-0-1	0-3-0	1-0-0

#	Player	GP	Shots				PEN-MIN	PP SH	BLK	Faceoffs				
			G	A	PTS	SH				SH%	FOW	FOL	FO%	
16	Seger, Gabriel	27	7	22	29	39	.179	4-19	5	0	4	267	155	.633
29	Berard, Ben	31	10	17	27	85	.118	3-6	1	0	19	0	0	.000
24	Malinski, Sam	31	8	18	26	77	.104	9-29	3	1	33	0	0	.000
15	Andreev, Max	28	6	15	21	53	.113	12-24	5	0	16	246	220	.528
28	DeSantis, Nick	27	9	11	20	36	.250	6-12	3	0	4	0	0	.000
17	Bancroft, Dalton	30	8	12	20	65	.123	7-14	5	0	15	1	3	.250
22	Penney, Kyle	30	7	11	18	42	.167	2-4	1	0	11	44	59	.427
10	Mitchell, Travis	31	6	12	18	59	.102	10-20	0	0	52	0	0	.000
13	Malone, Jack	31	8	9	17	65	.123	3-6	2	0	15	95	107	.470
26	Psenicka, Ondrej	31	8	7	15	55	.145	5-10	1	0	9	40	40	.500
9	O'Leary, Jack	26	5	10	15	27	.185	4-8	0	0	16	0	1	.000
21	Tupker, Zach	31	6	5	11	66	.091	8-16	0	0	11	283	228	.554
19	Mack, Sullivan	25	6	4	10	29	.207	4-8	0	0	13	0	0	.000
11	Donaldson, Sean	22	3	7	10	34	.088	0-0	1	0	3	0	0	.000
12	Rego, Tim	30	2	7	9	25	.080	8-16	0	0	29	0	0	.000
23	Wallace, Winter	20	3	5	8	20	.150	7-14	0	0	3	0	0	.000
27	Suda, Michael	30	1	6	7	26	.038	4-8	0	0	15	0	1	.000
20	Stienburg, Matt	15	2	4	6	37	.054	9-18	1	0	15	5	10	.333
5	Dirven, Sebastian	31	1	4	5	32	.031	6-23	0	0	19	0	0	.000
18	Kovich, Kyler	13	1	2	3	10	.100	2-4	0	0	1	0	0	.000
4	Kempf, Hank	28	1	1	2	24	.042	5-10	0	0	29	0	0	.000
8	Lagerstrom, Jack	7	1	1	2	10	.100	2-4	0	0	2	0	0	.000
3	O'Brien, Jack	1	0	0	0	1	.000	0-0	0	0	0	0	0	.000
34	McInchak, Ryan	2	0	0	0	0	.000	0-0	0	0	0	0	0	.000
33	Keopple, Remington	5	0	0	0	0	.000	0-0	0	0	0	0	0	.000
30	Shane, Ian	30	0	0	0	0	.000	1-2	0	0	0	0	0	.000
TM	TEAM	31	0	0	0	0	.000	3-6	0	0	0	0	0	.000
Totals		31	109	190	299	917	.119	124-281	28	1	334	981	824	.543
Opponents		31	63	105	168	628	.100	123-285	19	1	371	824	981	.457

Team Statistics

	CU	OPP
SHOT STATISTICS		
Goals-Shot attempts	109-917	63-628
Shot pct.	.119	.100
Goals/Game	3.52	2.03
Shots/Game	29.58	20.26
POWER PLAYS		
Goals-Power Plays	28-105	19-104
Conversion pct.	.267	.183
Shot Attempts	141	114
Shot pct.	.199	.167
SHORT-HANDED		
Goals-Shot attempts	1-25	1-12
Shot pct.	.040	.083
GOAL BREAKDOWN		
Power Play	28	19
Short-handed	1	1
Empty net	3	3
Penalty	1	0
Unassisted	5	3
Overtime	0	1
Delayed Penalty	0	1
Game winning	20	9
First Goal	21	10
Game Tying Goal	2	0
Extra Attacker	1	2
BLOCKS		
Blocks	334	371
Blocks/Game	10.77	11.97
PENALTIES		
Number	124	123
Minutes	281	285
Penalties/Game	4.00	3.97
Pen minutes/Game	9.06	9.19
FACEOFFS (W-L)		
Faceoff W-L pct.	.543	.457
SHOOTOUTS (Made-Att)		
	3-10	2-9

#	Player	GP	MIN	GA	GA AVG	SAVES	SAVES%	W-L-T-SHO
34	McInchak, Ryan	2	11:21	1	5.29	2	.667	0-0-0-0
33	Keopple, Remington	5	174:28	9	3.10	52	.852	1-1-1-0
30	Shane, Ian	30	1671:20	50	1.79	511	.911	19-8-1-4
TM	EMPTY NET	-	14:02	3	12.83	0	.000	0-0-0-0
Totals		31	1871:11	63	2.02	565	.900	20-9-2-4
Opponents		31	1871:11	109	3.50	808	.881	9-20-2-2

Attendance Summary

	CU	Opponents
Total	59679	39976
Dates/Avg Per Date	16 / 3730	14 / 2855
Neutral Site #/Avg	1 / 12247	

Goals by Periods

Team	1st	2nd	3rd	OT	TOTAL
CU	39	41	29	0	109
Opponents	20	21	21	1	63

Shots by Periods

Team	1st	2nd	3rd	OT	TOTAL
CU	315	323	273	6	917
Opponents	206	205	213	4	628

Saves by Periods

Team	1st	2nd	3rd	OT	TOTAL
CU	186	184	192	3	565
Opponents	276	282	244	6	808

THE LAST TIME ...

GAME NUMBERS FOR HOME, ROAD, NEUTRAL SITE, AND HOME-AND-HOME SERIES ARE BASED UPON THOSE TYPES OF GAMES

SCORING

Recorded a Hat Trick at Home (28 games)	11/13/21 at RPI (Max Andreev — 4 goals)
Recorded a Hat Trick on the Road (26 games)	12/3/21 at St. Lawrence (Matt Stienburg)
Recorded a Hat Trick at Neutral Site (0 games)	11/26/22 vs. UConn (Dalton Bancroft)
Allowed Hat Trick at Home (368 games)	3/5/99 vs. St. Lawrence (John Poapst)
Allowed Hat Trick on the Road (78 games)	11/5/16 at Harvard (Lewis Zerber-Gossage)
Allowed Hat Trick at Neutral Site (52 games)	3/21/09 vs. Yale (Sean Backman)
Scored Two Hat Tricks in a Game (939 games)	2/26/94 vs. Yale (Jake Karam & Vincent Auger)
Defenseman Scored Hat Trick (1,283 games)	2/20/82 vs. Maine (Joe Gallant)
Hat Trick in Consecutive Games (1,034 games)	1/22/91 at Colgate; 1/26/91 at Dartmouth (Doug Derraugh)
Hat Trick in 3+ Straight Games (1,407 games)	1/21/78 vs. Yale; 1/25/78 vs. Princeton; 1/28/78 vs. Penn (Brock Tredway)
Scored 4+ Goals in a Game (57 games)	11/13/21 vs. RPI (Max Andreev -- 4 goals)
Scored 5+ Goals in a Game (1,777 games)	1/13/65 vs. Hamilton (Doug Ferguson -- 6 goals)
Two Multi-Goal Scorers in a Game (8 games)	2/4/23 vs. Union (Dalton Bancroft, Nick DeSantis, Sam Malinski)
Three Multi-Goal Scorers in a Game (8 games)	2/4/23 vs. Union (Dalton Bancroft, Nick DeSantis, Sam Malinski)

SCORING MARGINS

Shut out Opponent at Home (8 games)	1/20/23 vs. Quinnipiac (Ian Shane, 21 saves)
Shut out Opponent on the Road (1 game)	2/24/23 at Brown (Ian Shane, 14 saves)
Shut out Opponent at Neutral Site (0 games)	11/26/22 vs. UConn (Ian Shane, 27 saves)
Were Shut out at Home (2 games)	2/18/23 vs. St. Lawrence (Emil Zetterquist, 28 saves)
Were Shut out on the Road (10 games)	11/5/22 at Quinnipiac (Yaniv Perets, 9 saves)
Were Shut out at Neutral Site (5 games)	3/31/19 vs. Providence (Hayden Hawkey, 19 saves)
Recorded Two Straight Shutouts (34 games)	2/25/22 at Quinnipiac (Ian Shane, 42 saves) 2/26/22 at Princeton (Ian Shane, 23 saves)
Recorded Three Straight Shutouts (64 games)	2/21/20 at Yale (Matthew Galajda, 17 saves) 2/22/20 at Brown (Matthew Galajda, 19 saves) 2/28/20 vs. St. Lawrence (Matthew Galajda, 26 saves)
Shut out in Two Straight Games (248 games)	12/28/14 vs. Lake Superior (Gordon Defiel, 39 saves) 12/29/14 vs. Miami (Jay Williams, 15 saves)
Shut out in Three Straight Games (1,875 games)	2/6/60 vs. Princeton (Clifford Michel, 14 saves) 2/12/60 at Dartmouth (Tom Wahman, 15 saves) 2/13/60 at Brown (Roderick McGarry, 26 saves)
Won 1-0 Game at Home (11 games)	12/3/22 vs. Dartmouth (Travis Mitchell)
Lost 1-0 Game at Home (2 games)	2/18/23 vs. St. Lawrence (Aleksi Peltonen)
Won 1-0 Game on Road (15 games)	2/25/22 at Quinnipiac (Jack Malone)
Lost 1-0 Game on Road (91 games)	1/15/16 at RPI (Chris Bradley)
Won 1-0 Game at Neutral Site (230 games)	12/30/67 vs. Toronto (Bob McGuinn)
Lost 1-0 Game at Neutral Site (63 games)	3/26/06 vs. Wisconsin (Jack Skille)
Won by 5+ Goals at Home (5 games)	2/4/23 vs. Union (W, 10-1)
Lost by 5+ Goals at Home (112 games)	3/7/15 vs. Union (L, 0-7)
Won by 5+ Goals on Road (1 game)	2/24/23 at Brown (W, 5-0)
Lost by 5+ Goals on Road (33 games)	1/31/20 at Quinnipiac (L, 0-5)
Won by 5+ Goals at Neutral Site (0 games)	11/26/22 vs. UConn (W, 6-0)
Lost by 5+ Goals at Neutral Site (13 games)	3/25/17 vs. UMass Lowell (L, 0-5)

OVERTIME GAMES

Won Home Game in Overtime (24 games)	1/22/22 vs. Quinnipiac (Ben Berard)
Lost Home Game in Overtime (12 games)	12/2/22 vs. Harvard (Sean Farrell)
Won Road Game in Overtime (94 games)	11/14/15 at Colgate (Anthony Angello)
Lost Road Game in Overtime (88 games)	1/30/16 at St. Lawrence (Joe Sullivan)
Won Neutral Site Game in Overtime (20 games)	12/28/15 vs. Providence (Jeff Kubiak)
Lost Neutral Site Game in Overtime (7 games)	3/23/19 vs. Clarkson (Chris Klack)

TEAM SCORING

Scored 10+ Goals at Home (5 games)	2/4/23 vs. Union (W, 10-1)
Allowed 10+ Goals at Home (533 games)	1/21/87 vs. Colgate (L, 4-10)
Scored 10+ Goals on Road (447 games)	2/18/89 at Brown (W, 10-3)
Allowed 10+ Goals on Road (121 games)	3/16/13 at Quinnipiac (L, 0-10)
Scored 10+ Goals at Neutral Site (150 games)	1/4/85 vs. McGill (T, 10-10)
Allowed 10+ Goals at Neutral Site (118 games)	12/27/95 vs. Colorado College (L, 0-11)
5-Goal Period at Home (5 games)	2/4/23 vs. Union (6 goals — 1st period)
5-Goal Period on Road (261 games)	11/15/02 at Vermont (5 goals — 1st period)
5-Goal Period at Neutral Site (148 games)	3/16/85 vs. Clarkson (5 goals — 3rd period)
Two Goals in One Minute or Less (8 games)	2/4/23 vs. Union (11 seconds)
Three Goals in Three Minutes or Less (8 games)	2/4/23 vs. Union (23 seconds)
Four Goals in Five Minutes or Less (8 games)	2/4/23 vs. Union (54 seconds)

SPECIAL TEAMS SCORING

Scored 3+ Power-Play Goals (8 games)	2/4/23 vs. Union (6 goals)
Allowed 3+ Power-Play Goals (15 games)	1/7/22 at Union (4 goals)
Scored 4+ Power-Play Goals (8 games)	2/4/23 vs. Union (6 goals)
Allowed 4+ Power-Play Goals (15 games)	1/7/22 at Union (4 goals)
Scored 5+ Power-Play Goals (8 games)	2/4/23 vs. Union (6 goals)
Allowed 5+ Power-Play Goals (535 games)	3/18/06 vs. Harvard (5 goals)
Scored a Short-Handed Goal (26 games)	11/11/22 at St. Lawrence (Sam Malinski)
Scored 2+ Short-Handed Goals (346 games)	1/13/12 at Quinnipiac (Sean Collins & Joel Lowry)
Allowed a Short-Handed Goal (23 games)	11/19/22 vs. Brown (Matt Sutton)
Allowed 2+ Short-Handed Goals (39 games)	2/11/22 at RPI (Jake Johnson & Jakob Lacka)
Scored a Short-Handed Goal in OT (256 games)	11/14/14 vs. Clarkson (Eric Freschi)
Scored SHG in Consecutive Games (508 games)	2/9/07 at Union (Mitch Carefoot) 2/10/07 at RPI (Mark McCutcheon)

EMPTY-NET GOALS

Scored Empty-Net Goal at Home (0 games)	3/11/23 vs. Clarkson (Jack Malone)
Scored Empty-Net Goal on Road (9 games)	11/11/22 at St. Lawrence (Sam Malinski)
Scored Empty-Net Goal at Neutral Site (3 games)	1/2/20 vs. Ohio State (Noah Bauld)
Allowed Empty-Net Goal at Home (25 games)	1/21/22 vs. Princeton (Ian Murphy)
Allowed Empty-Net Goal on Road (3 games)	1/28/23 at Harvard (Ryan Siedem)
Allowed Empty-Net Goal at Neutral Site (9 games)	11/24/18 vs. Harvard (Adam Fox)
Scored with an Extra Attacker (17 games)	12/30/22 vs. AIC (Ondrej Psenicka)

PENALTY SHOTS

Scored on a Penalty Shot (15 games)	1/7/23 at RPI (Zach Tupker)
Unsuccessful on a Penalty Shot (172 games)	2/11/17 vs. Yale (Trevor Yates)
Allowed a Goal on a Penalty Shot (242 games)	1/24/15 vs. Dartmouth (Eric Neiley)
Stopped Shooter on Penalty Shot (48 games)	1/8/22 at North Dakota (Mark Senden)

GOALTENDING FEATS

Scored a Goal (282 games)	11/26/13 vs. Niagara (Mitch Gillam)
Recorded a Point (95 games)	3/22/19 vs. Brown (Matthew Galajda — assist)
Made 40+ Saves (35 games)	2/25/22 at Quinnipiac (Ian Shane - 42 saves)
Made 50+ Saves (293 games)	3/17/13 at Quinnipiac (Andy Iles - 60 saves)
Made 60+ Saves (293 games)	3/17/13 at Quinnipiac (Andy Iles - 60 saves)

TEAM ACCOMPLISHMENTS

Won a National Championship	1969-70 (defeated Clarkson — W, 6-4)
Played in the Frozen Four	2002-03 — vs. New Hampshire, L, 3-2)
Won an NCAA Tournament Game	2018-19 — vs. Northeastern — W, 5-1)
Won Whitelaw Cup (ECAC Championship)	2009-10
Won Cleary Cup (ECAC Regular-Season Champion)	2019-20
Won Ivy League Championship	2022-23

2022-23 CORNELL BIG RED GAME-BY-GAME SCORING BREAKDOWN

Date	Opponent	Score	2 Muzyka	3 O'Brien	4 Kempf	5 Dirven	7 Rayhill	8 Lagerstrom	9 O'Leary	10 Mitchell	11 Donaldson	12 Rego	13 Malone	15 Andreev	16 Seger
10/28	at Minn. Duluth	L, 2-3	DND	DND	0-0-0	0-0-0	DND	0-0-0	1-0-1	0-0-0	0-0-0	0-0-0	0-0-0	0-0-0	0-0-0
10/29	at Minn. Duluth	L, 2-4	DND	DND	0-0-0	0-0-0	DND	0-0-0	DND	0-0-0	1-0-1	0-1-1	0-0-0	0-0-0	0-1-1
11/4	at Princeton	W, 3-1	DND	DND	0-0-0	0-0-0	DND	0-0-0	DND	1-0-1	0-0-0	1-0-1	0-0-0	0-2-2	1-0-1
11/5	at Quinnipiac	L, 0-2	DND	DND	0-0-0	0-0-0	DND	0-0-0	0-0-0	0-0-0	DND	0-0-0	0-0-0	0-0-0	0-0-0
11/11	at St. Lawrence	W, 5-1	DND	DND	0-1-1	0-1-1	DND	DND	0-0-0	0-1-1	0-0-0	0-0-0	0-0-0	2-1-3	0-2-2
11/12	at Clarkson	L, 1-4	DND	DND	0-0-0	0-0-0	DND	DND	DND	0-0-0	0-0-0	0-1-1	0-0-0	0-0-0	DND
11/18	Yale	W, 5-2	DND	DND	DND	0-0-0	DND	0-0-0	0-1-1	0-1-1	0-2-2	0-0-0	0-0-0	DND	1-0-1
11/19	Brown	W, 5-1	DND	DND	DND	0-0-0	DND	1-0-1	1-0-1	0-0-0	0-2-2	0-0-0	0-0-0	0-1-1	0-1-1
11/22	Sacred Heart	W, 2-1	DND	DND	DND	0-0-0	DND	0-1-1	0-1-1	0-0-0	0-1-1	0-0-0	0-0-0	0-0-0	DND
11/26	vs. UConn	W, 6-0	DND	DND	0-0-0	0-0-0	DND	DND	0-0-0	0-0-0	0-0-0	0-1-1	0-0-0	1-1-2	0-1-1
12/2	Harvard	L, 1-2 (OT)	DND	DND	0-0-0	0-0-0	DND	DND	DND	1-0-1	0-1-1	0-1-1	0-0-0	0-0-0	0-0-0
12/3	Dartmouth	W, 1-0	DND	DND	0-0-0	0-0-0	DND	DND	0-0-0	1-0-1	0-0-0	0-0-0	0-0-0	DND	0-1-1
12/29	AIC	W, 8-4	DND	DND	0-0-0	0-1-1	DND	DND	0-1-1	1-1-2	0-0-0	0-0-0	1-2-3	0-1-1	0-1-1
12/30	AIC	T, 3-3 (SOW)	DND	DND	0-0-0	0-0-0	DND	DND	0-0-0	0-0-0	0-1-1	0-0-0	0-0-0	0-0-0	0-1-1
1/6	at Union	W, 6-1	DND	DND	0-0-0	1-0-1	DND	DND	0-0-0	0-0-0	0-0-0	1-0-1	2-0-2	0-1-1	1-2-3
1/7	at RPI	W, 6-4	DND	DND	1-0-1	0-0-0	DND	DND	0-0-0	0-0-0	1-0-1	0-0-0	0-0-0	0-0-0	1-1-2
1/14	at Boston Univ.	L, 3-4	DND	DND	0-0-0	0-0-0	DND	DND	0-0-0	0-1-1	0-0-0	0-0-0	0-0-0	0-0-0	1-2-3
1/20	Quinnipiac	W, 4-0	DND	DND	0-0-0	0-1-1	DND	DND	1-0-1	0-0-0	0-0-0	0-0-0	0-1-1	0-1-1	0-0-0
1/21	Princeton	W, 3-2	DND	DND	0-0-0	0-0-0	DND	DND	0-0-0	0-0-0	1-0-1	0-0-0	0-0-0	0-1-1	1-0-1
1/27	at Dartmouth	W, 3-2	DND	DND	0-0-0	0-0-0	DND	DND	0-0-0	0-0-0	0-0-0	0-0-0	0-1-1	1-1-2	0-0-0
1/28	at Harvard	L, 2-6	DND	DND	0-0-0	0-0-0	DND	DND	0-1-1	0-1-1	0-0-0	0-0-0	0-1-1	0-0-0	0-0-0
2/3	RPI	W, 3-1	DND	DNP	0-0-0	0-0-0	DND	DND	0-0-0	2-0-2	DND	0-1-1	0-1-1	0-1-1	0-0-0
2/4	Union	W, 10-1	DND	0-0-0	0-0-0	0-0-0	DND	DND	0-1-1	0-3-3	DND	0-1-1	1-1-2	1-2-3	0-3-3
2/10	Colgate	W, 3-2	DND	DNP	0-0-0	0-0-0	DND	DND	0-1-1	0-0-0	DND	0-1-1	0-0-0	0-1-1	0-0-0
2/11	at Colgate	T, 4-4 (SOL)	DND	DNP	0-0-0	0-0-0	DND	DND	0-1-1	0-1-1	0-0-0	0-0-0	2-0-2	DND	0-2-2
2/17	Clarkson	L, 3-4	DND	DND	0-0-0	0-1-1	DND	DND	0-0-0	0-0-0	DNP	0-0-0	1-0-1	0-1-1	0-2-2
2/18	St. Lawrence	L, 0-1	DND	DND	0-0-0	0-0-0	DND	DND	0-0-0	0-0-0	0-0-0	0-0-0	0-0-0	0-0-0	0-0-0
2/24	at Brown	W, 5-0	DND	DND	0-0-0	0-0-0	DND	DND	1-0-1	0-1-1	0-0-0	0-0-0	0-1-1	0-0-0	DND
2/25	at Yale	W, 5-1	DND	DND	0-0-0	0-0-0	DND	DND	1-1-2	0-1-1	0-0-0	0-0-0	0-0-0	0-0-0	DND
3/10	Clarkson	W, 2-1	DND	DND	0-0-0	0-0-0	DND	DND	0-1-1	0-0-0	DND	0-0-0	0-0-0	0-0-0	1-0-1
3/11	Clarkson	W, 3-1	DND	DND	0-0-0	0-0-0	DND	DND	0-0-0	0-1-1	DND	0-0-0	1-1-2	1-0-1	0-1-1

Date	Opponent	Score	17 Bancroft	18 Kovich	19 Mack	20 Stienburg	21 Tupker	22 Penney	23 Wallace	24 Malinski	26 Psenicka	27 Suda	28 DeSantis	29 Berard
10/28	at Minn. Duluth	L, 2-3	0-1-1	DND	DND	0-0-0	0-1-1	0-1-1	1-0-1	0-0-0	0-1-1	0-0-0	DND	0-0-0
10/29	at Minn. Duluth	L, 2-4	0-0-0	0-0-0	DND	0-1-1	0-0-0	0-0-0	DND	0-0-0	0-0-0	0-1-1	0-0-0	1-0-1
11/4	at Princeton	W, 3-1	0-0-0	DND	DND	0-0-0	0-0-0	0-1-1	0-0-0	0-0-0	0-0-0	0-0-0	0-0-0	0-1-1
11/5	at Quinnipiac	L, 0-2	DND	0-0-0	DND	0-0-0	0-0-0	0-0-0	0-0-0	0-0-0	0-0-0	0-0-0	0-0-0	0-0-0
11/11	at St. Lawrence	W, 5-1	0-0-0	1-0-1	0-0-0	0-0-0	0-0-0	DND	DND	1-1-2	0-1-1	0-0-0	1-0-1	0-2-2
11/12	at Clarkson	L, 1-4	0-0-0	0-0-0	0-0-0	0-0-0	1-0-1	0-0-0	0-1-1	0-0-0	0-0-0	0-0-0	0-0-0	0-0-0
11/18	Yale	W, 5-2	1-1-2	0-0-0	0-1-1	0-1-1	2-0-2	0-0-0	DND	0-1-1	0-1-1	0-0-0	1-0-1	0-0-0
11/19	Brown	W, 5-1	0-1-1	DND	0-1-1	1-0-1	0-1-1	1-2-3	1-0-1	0-1-1	0-0-0	0-0-0	DND	0-0-0
11/22	Sacred Heart	W, 2-1	0-1-1	0-0-0	1-0-1	0-0-0	0-0-0	1-0-1	DND	0-0-0	0-0-0	0-0-0	0-0-0	0-0-0
11/26	vs. UConn	W, 6-0	3-0-3	DND	0-2-2	1-1-2	0-1-1	0-0-0	0-0-0	0-1-1	1-0-1	0-1-1	DND	0-1-1
12/2	Harvard	L, 1-2 (OT)	0-0-0	DND	0-0-0	0-0-0	0-0-0	0-0-0	0-0-0	0-0-0	0-0-0	0-0-0	0-0-0	0-0-0
12/3	Dartmouth	W, 1-0	0-0-0	DND	0-0-0	0-1-1	0-0-0	0-0-0	0-0-0	0-0-0	0-0-0	0-0-0	0-0-0	0-0-0
12/29	AIC	W, 8-4	0-0-0	DND	2-0-2	0-0-0	0-0-0	1-1-2	DND	0-0-0	2-1-3	0-1-1	1-1-2	0-2-2
12/30	AIC	T, 3-3 (SOW)	0-1-1	0-0-0	0-0-0	DND	0-0-0	0-0-0	DND	0-1-1	1-0-1	0-0-0	2-0-2	0-2-2
1/6	at Union	W, 6-1	0-1-1	DND	0-0-0	DND	0-0-0	0-1-1	0-0-0	0-2-2	0-0-0	0-0-0	0-1-1	1-1-2
1/7	at RPI	W, 6-4	0-0-0	0-0-0	0-0-0	DND	1-0-1	0-0-0	DND	1-0-1	0-0-0	0-0-0	0-4-4	1-3-4
1/14	at Boston Univ.	L, 3-4	0-0-0	DND	0-0-0	DND	0-0-0	0-0-0	0-0-0	1-2-3	0-0-0	0-0-0	0-1-1	1-0-1
1/20	Quinnipiac	W, 4-0	1-0-1	DND	0-0-0	DND	0-0-0	0-0-0	0-0-0	0-2-2	1-0-1	0-2-2	0-1-1	1-0-1
1/21	Princeton	W, 3-2	1-1-2	DND	0-0-0	DND	0-0-0	0-0-0	0-0-0	0-3-3	0-0-0	0-0-0	0-0-0	0-0-0
1/27	at Dartmouth	W, 3-2	0-2-2	0-0-0	0-0-0	DND	0-0-0	1-0-1	DND	1-1-2	0-0-0	0-0-0	0-0-0	0-0-0
1/28	at Harvard	L, 2-6	0-0-0	0-0-0	0-0-0	DND	0-0-0	0-0-0	DND	1-0-1	1-0-1	0-0-0	0-0-0	0-0-0
2/3	RPI	W, 3-1	0-0-0	DND	0-0-0	DND	0-0-0	0-0-0	0-0-0	1-0-1	0-0-0	0-1-1	0-0-0	0-0-0
2/4	Union	W, 10-1	2-1-3	DND	0-0-0	DND	0-0-0	1-0-1	0-1-1	2-2-4	1-1-2	0-0-0	2-0-2	0-2-2
2/10	Colgate	W, 3-2	0-0-0	DND	1-0-1	DND	1-0-1	1-0-1	0-0-0	0-0-0	0-0-0	0-0-0	0-0-0	0-0-0
2/11	at Colgate	T, 4-4 (SOL)	0-0-0	DND	0-0-0	DND	0-0-0	0-1-1	0-1-1	0-0-0	0-0-0	0-0-0	1-1-2	1-1-2
2/17	Clarkson	L, 3-4	0-0-0	DND	0-0-0	DND	0-0-0	0-0-0	0-1-1	0-0-0	0-0-0	0-0-0	0-0-0	2-0-2
2/18	St. Lawrence	L, 0-1	0-0-0	DND	0-0-0	DND	0-0-0	0-0-0	0-0-0	0-0-0	0-0-0	0-0-0	0-0-0	0-0-0
2/24	at Brown	W, 5-0	0-0-0	0-1-1	2-0-2	DND	1-1-2	0-1-1	0-0-0	0-0-0	0-1-1	0-0-0	0-1-1	1-0-1
2/25	at Yale	W, 5-1	0-0-0	0-1-1	0-0-0	DND	0-0-0	1-2-3	1-0-1	0-0-0	0-1-1	0-0-0	1-1-2	1-1-2
3/10	Clarkson	W, 2-1	0-1-1	DND	0-0-0	0-0-0	0-1-1	0-0-0	0-0-0	0-1-1	0-0-0	1-0-1	0-0-0	0-0-0
3/11	Clarkson	W, 3-1	0-1-1	0-0-0	DND	0-0-0	0-0-0	0-1-1	0-1-1	0-0-0	1-0-1	0-0-0	0-0-0	0-0-0

NOTE: SHADED DENOTES MULTI-GAME POINT STREAK

