



2023 BASEBALL GAME NOTES

CORNELLBIGRED.COM ▶ @CORNELLBASEBALL ▶ @CORNELLSPORTS ▶ @IVYLEAGUE ▶ #YELLCORNELL

GAMES 4-6 • VS. BALL STATE / PURDUE FORT WAYNE / AT WAKE FOREST • WINSTON-SALEM, N.C.

CORNELL BIG RED

0-3 OVERALL
0-0 IVY LEAGUE

DAN PEPICELLI
HEAD COACH, 19TH SEASON
75-123-1 (.379)
AT CORNELL, 8TH SEASON



BALL STATE CARDINALS

4-4 OVERALL
0-0 MAC

RICH MALONEY
HEAD COACH, 28TH SEASON
580-360-1 (.617)
AT BALL STATE, 18TH SEASON



PURDUE FORT WAYNE MASTADONS

1-7 OVERALL
0-0 HORIZON

DOUG SCHREIBER
HEAD COACH, 21ST SEASON
35-88 (.285)
AT PURDUE FORT WAYNE, 4TH SEASON



#5 WAKE FOREST DEMON DEACONS

10-0 OVERALL
0-0 ACC

TOM WALTER
HEAD COACH, 27TH SEASON
376-330-1 (.533)
AT WAKE FOREST, 14TH SEASON



PROBABLE PITCHING MATCHUPS

GAME 1

FRIDAY • 10 A.M.

LHP Noah Keller (0-1, 18.00)
RHP Casey Bargo (0-0, 9.00)

GAME 2

SATURDAY • 10 A.M.

RHP Ethan Hamill (0-1, 12.00)
LHP Jacob Myer (0-1, 6.75)

GAME 3

SUNDAY • 1 P.M.

RHP Von Baker (0-0, 1.59)
LHP Josh Hartle (2-0, 0.82)



FIRST PITCH

► The Cornell baseball team returns to action this weekend when it takes on Ball State, Purdue Fort Wayne, and No. 5-ranked Wake Forest at David F. Couch Ballpark in Winston-Salem, N.C.

LAST WEEKEND REWIND

- Cornell was swept in its three-game series with James Madison last weekend in Harrisonburg, Va.
- Junior catcher **NATHAN WAUGH** batted a team-best .333 (3-of-9) with a home run and two RBI. Sophomore outfielder **JAKOBI DAVIS**, junior infielders **MATT BARNHORST** and **RYAN ROSS**, and freshman infielder **TJ SWIDORSKI** all hit home runs for the Big Red.
- Fellow junior **VON BAKER** had a stellar start on the mound last Sunday for the Big Red, logging 5.2 innings of work while allowing four hits and one run in his outing. He walked three batters and matched his career high for strikeouts (6) in the outing.

NICE TO MEET YOU

- With its meetings against Ball State on Friday and Purdue Fort Wayne on Saturday, it will be the first time Cornell is playing both programs in its 152-year history.
- Friday morning's contest against the Cardinals will mark the first time Cornell is playing a member of the Mid-American Conference (MAC) since 2015 when the Big Red played Bowling Green in Auburndale, Fla., at the RussMatt Invitational.
- It's been a while since Cornell played a member from the Horizon League, as its last contest came against Milwaukee, also at a neutral site, in Homestead, Fla., on March 16, 2002.

TOURNAMENT TEAMS

- This year, Cornell will face four teams which played in last year's NCAA Division I Baseball Championship.
- Columbia, the Ivy League representative last year, nearly made an appearance at Super Regionals, but fell to Virginia Tech in the championship of the Blacksburg Regional.
- VCU also made the championship of its regional in Chapel Hill, N.C., but could not advance to the Super Regionals after losing twice to the host, North Carolina.
- Wake Forest went 1-2 in the College Park Regional and Binghamton lost both of its games at Stanford.

2023 SCHEDULE

DATE OPPONENT TV TIME/RESULT

FEBRUARY (0-3)

2/24	AT JAMES MADISON		L, 5-11
2/25	AT JAMES MADISON		L, 2-9
2/26	AT JAMES MADISON		L, 5-7

MARCH

3/3	VS. BALL STATE		10 A.M.
3/4	VS. PURDUE FORT WAYNE		10 A.M.
3/5	AT #5 WAKE FOREST	ACCN	1 P.M.
3/10	AT VCU	ESPN+	3 P.M.
3/11	AT VCU	ESPN+	2 P.M.
3/12	AT VCU	ESPN+	1 P.M.
3/18	AT GEORGE MASON (DH)		12 P.M.
3/18	AT GEORGE MASON (DH)		3 P.M.
3/19	AT GEORGE MASON		1 P.M.
3/25	AT YALE* (DH)	ESPN+	11:30 A.M.
3/25	AT YALE* (DH)	ESPN+	2:30 P.M.
3/26	AT YALE*	ESPN+	12 P.M.

APRIL

4/1	AT COLUMBIA* (DH)	ESPN+	11:30 A.M.
4/1	AT COLUMBIA* (DH)	ESPN+	2:30 P.M.
4/2	AT COLUMBIA*	ESPN+	12 P.M.
4/4	ITHACA	ESPN+	3:30 P.M.
4/8	BROWN* (DH)	ESPN+	11:30 A.M.
4/8	BROWN* (DH)	ESPN+	2:30 P.M.
4/9	BROWN*	ESPN+	12 P.M.
4/11	AT BINGHAMTON		6:30 P.M.
4/15	AT HARVARD* (DH)	ESPN+	11:30 A.M.
4/15	AT HARVARD* (DH)	ESPN+	2:30 P.M.
4/16	AT HARVARD*	ESPN+	12 P.M.
4/18	BINGHAMTON	ESPN+	3:30 P.M.
4/22	PRINCETON* (DH)	ESPN+	11:30 A.M.
4/22	PRINCETON* (DH)	ESPN+	2:30 P.M.
4/23	PRINCETON*	ESPN+	12 P.M.
4/29	PENN* (DH)	ESPN+	11:30 A.M.
4/29	PENN* (DH)	ESPN+	2:30 P.M.
4/30	PENN*	ESPN+	12 P.M.

MAY

5/2	AT BINGHAMTON		6:30 P.M.
5/6	AT DARTMOUTH* (DH)	ESPN+	11:30 A.M.
5/6	AT DARTMOUTH* (DH)	ESPN+	2:30 P.M.
5/7	AT DARTMOUTH*	ESPN+	12 P.M.

2023 IVY LEAGUE CHAMPIONSHIP SERIES

5/19 - 5/21	TBD	ESPN+	TBA
-------------	-----	-------	-----

* - Denotes Ivy League contest
 Bold Red CAPS denotes home game
 All game times Eastern, subject to change



MEDIA CONTACT

MARSHALL HAIM

Assistant Director of Athletic Communications

✉ mh2348@cornell.edu
 ☎ (716) 465-4945 (mobile)

POSITIONAL ROSTER

PITCHERS (13)

#	NAME	POS	HT	WT	YR	B/T	HOMETOWN	HIGH SCHOOL
5	Chris Ellison	RHP	6-0	190	So.	R/R	Howell, N.J.	Howell HS
9	Story Kimura	RHP	6-0	175	Jr.	R/R	Dallas, Texas	The Lawrenceville School (N.J.)
16	Will Long	RHP	6-0	170	So.	R/R	Great Falls, Va.	Langley HS
17	William Stephens	RHP	6-2	205	Jr.	R/R	Stone Mountain, Ga.	Marist HS
19	Noah Keller	LHP	6-1	210	Fr.	L/L	Goodrich, Mich.	Goodrich HS
20	Ethan Hamill	RHP	6-3	200	Fr.	R/R	Chester, Va.	Thomas Dale HS
26	Tom Clancy	RHP	6-1	190	So.	R/R	Westfield, N.J.	Newark Academy
28	Spencer Edwards	LHP	6-3	190	Sr.	L/L	Rancho Santa Margarita, Calif.	Santa Margarita Catholic
31	John Gerfen	LHP	6-0	195	Fr.	R/L	Brewster, N.Y.	Brewster HS
32	Carson Mayfield	RHP	6-5	200	Fr.	R/R	Annandale, Va.	Bishop O'Connell HS
34	Von Baker	RHP	6-7	235	Jr.	R/R	St. Johnsville, N.Y.	Oppenheim-Ephratah-St. Johnsville HS
42	Josh Shea	RHP	5-11	175	Fr.	R/R	Cortlandt Manor, N.Y.	Hendrick Hudson HS
45	August Biben	RHP	6-0	230	Sr.	R/R	New York, N.Y.	Riverdale County School

CATCHERS (3)

#	NAME	POS	HT	WT	YR	B/T	HOMETOWN	HIGH SCHOOL
1	John Quinlan	C/OF	5-9	180	So.	S/R	Menlo Park, Calif.	Menlo-Atherton HS
23	Braden Mack	C/RHP	6-2	210	Jr.	R/R	Woodbridge, Va.	Potomac HS
40	Nathan Waugh	C	6-5	230	Jr.	R/R	Placentia, Calif.	Yorba Linda HS

INFIELDERS (10)

#	NAME	POS	HT	WT	YR	B/T	HOMETOWN	HIGH SCHOOL
2	Matt Barnhorst	INF/OF	6-0	195	Jr.	R/R	Ponte Vedra Beach, Fla.	Ponte Vedra HS
3	Ryan Ross	INF	6-0	195	Sr.	R/R	Elmhurst, Ill.	York Community HS
7	Max Jensen	INF	6-2	190	So.	L/R	Burke, Va.	Lake Braddock Secondary
8	Franco Alonso	INF	6-2	195	Sr.	R/R	Pasadena, Calif.	Polytechnic School
12	Ryan Porter	INF	6-0	185	So.	R/R	Houston, Texas	Paetow HS
13	Shane Russell	1B	6-2	220	Sr.	R/R	Matthews, N.C.	Charlotte Christian School
18	TJ Swidorski	INF	6-0	185	Fr.	R/R	Woodbury, Minn.	East Ridge HS
25	Beck Urofsky	INF/RHP	6-4	225	Fr.	R/R	Silver Spring, Md.	Bethesda-Chevy Chase HS
30	Joe Hollerbach	INF	6-3	215	Sr.	R/R	Orinda, Calif.	Miramonte HS
37	William Jaun	1B/LHP	6-3	225	So.	L/L	Loveland, Ohio	St. Xavier HS

OUTFIELDERS (7)

#	NAME	POS	HT	WT	YR	B/T	HOMETOWN	HIGH SCHOOL
4	Caden Wildman	OF	6-3	215	Fr.	R/R	Woodbury, Minn.	East Ridge HS
6	Kyle Musser	OF	5-10	182	So.	R/R	Lititz, Pa.	Manheim Township HS
11	Wils Guy	OF	5-10	165	Sr.	R/R	San Luis Obispo, Calif.	San Luis Obispo HS
15	Sam Kaplan	OF	6-1	210	Sr.	R/R	Las Vegas, Nev.	The Meadows School
21	Elijah Diaz	OF	5-8	181	Sr.	L/L	Bronx, N.Y.	All Hallows HS
22	Jakobi Davis	OF	6-4	210	So.	L/L	Sarasota, Fla.	Sarasota Riverview HS
36	Matthew Walters	OF/RHP	5-11	195	Fr.	R/R	Granbury, Texas	Granbury HS

CORNELL COACHING AND SUPPORT STAFF

Ted Thoren Head Coach of Cornell Baseball: Dan Pepicelli (SUNY Cortland '94), 8th season
Associate Head Coach: Tom Ford (Ithaca '79), 33rd season with program; 15th in role
Assistant Coach (3rd Base Coach): John Toppa (UConn '19), 2nd season with program; 1st in role
Volunteer Assistant Coach (1st Base Coach): Justin Devoid (Colby-Sawyer '17), 1st season with program
Athletic Trainer: Grace DeStefano, 1st season with team

NUMERICAL ROSTER

#	NAME	POS	YR
1	John Quinlan	C/OF	So.
2	Matt Barnhorst	INF/OF	Jr.
3	Ryan Ross	INF	Sr.
4	Caden Wildman	OF	Fr.
5	Chris Ellison	RHP	So.
6	Kyle Musser	OF	So.
7	Max Jensen	INF	So.
8	Franco Alonso	INF	Sr.
9	Story Kimura	RHP	Jr.
11	Wils Guy	OF	Sr.
12	Ryan Porter	INF	So.
13	Shane Russell	1B	Sr.
14	Dan Pepicelli	HC	8th
15	Sam Kaplan	OF	Sr.
16	Will Long	RHP	So.
17	William Stephens	RHP	Jr.
18	TJ Swidorski	INF	Fr.
19	Noah Keller	LHP	Fr.
20	Ethan Hamill	RHP	Fr.
21	Elijah Diaz	OF	Sr.
22	Jakobi Davis	OF	So.
23	Braden Mack	C/RHP	Jr.
24	Tom Ford	AHC	33rd
25	Beck Urofsky	INF/RHP	Fr.
26	Tom Clancy	RHP	So.
27	John Toppa	AC	2nd
28	Spencer Edwards	LHP	Sr.
30	Joe Hollerbach	INF	Sr.
31	John Gerfen	LHP	Fr.
32	Carson Mayfield	RHP	Fr.
34	Von Baker	RHP	Jr.
36	Matthew Walters	OF/RHP	Fr.
37	William Jaun	1B/LHP	So.
40	Nathan Waugh	C	Jr.
42	Josh Shea	RHP	Fr.
44	Justin Devoid	VAC	1st
45	August Biben	RHP	Sr.

PRONUNCIATION GUIDE

#	NAME	PRONUNCIATION
6	Kyle Musser	MUSS-er
9	Story Kimura	kih-MURR-uh
15	Sam Kaplan	CAP-lynn
18	TJ Swidorski	swi-DOOR-skee
22	Jakobi Davis	juh-CO-bee
25	Beck Urofsky	YUHR-off-skee
30	Joe Hollerbach	HAHL-err-back
31	John Gerfen	guhr-fin
37	William Jaun	jon
40	Nathan Waugh	WAH
45	August Biben	BYE-bin
HC	Dan Pepicelli	pep-eye-SELL-ee
AC	John Toppa	TOE-puh
VAC	Justin Devoid	dih-VOID

FRIDAY'S PROBABLE STARTING PITCHER



NOAH KELLER LHP **#19**
2023 STATS: 0-1, 18.00 ERA, 3.0 IP, 5 BB, 1 SO

Height / Weight: 6-1 / 210 lbs.
Hometown: Goodrich, Mich.
High School: Goodrich HS

Bats/Throws: L/L
Year: Freshman

NEWS & NOTES ON KELLER

- Became first Cornell freshman pitcher to start the Big Red's season opener since right-hander **COREY PAPPEL** on Feb. 29, 2008 against Siena ... first left-handed pitcher to start the Big Red's season-opening contest since **ZACH McCULLEY** against Navy on March 1, 2014.
- Allowed four hits and six runs in three-plus innings of work in first collegiate start last Friday at James Madison ... struck out one and walked five during the outing.
- Four-year letterwinner in baseball at Goodrich HS ... three-time All-Conference selection (2019, 2021, 2022) ... two-time All-State selection (2021, 2022).
- Named to 2022 All-State Dream Team.

2023 GAME LOG (1 G/1 GS/0 QS)

Date	Dec.	IP	H	R	ER	HR	BB	SO	NP	ERA
2/24	L, 5-11	3.0	4	6	6	1	5	1	67	18.00

BIG RED RECORD IN STARTS: 0-1

CAREER STATS

	W-L	ERA	G	GS	IP	H	R	ER	HR	BB	SO
2023	0-1	18.00	1	1	3.0	4	6	6	1	5	1
CAREER	0-1	18.00	1	1	3.0	4	6	6	1	5	1

SATURDAY'S PROBABLE STARTING PITCHER



ETHAN HAMILL RHP **#20**
2023 STATS: 0-1, 12.00 ERA, 3.0 IP, 5 BB, 0 SO

Height / Weight: 6-3 / 200 lbs.
Hometown: Chester, Va.
High School: Thomas Dale HS

Bats/Throws: R/R
Year: Freshman

NEWS & NOTES ON HAMILL

- Made collegiate debut last Saturday against James Madison ... allowed four runs on three hits over three innings of work, while issuing five walks.
- Earned four letters in baseball at Thomas Dale HS ... named an All-Region and All-Metro selection in 2022 ... two-time district champion in 2021 and 2022.
- Awarded 2022 US Army Reserve National Scholar-Athlete Award.
- Nominated for 2022 Richmond Sports Backers Male Scholar-Athlete of the Year.

2023 GAME LOG (1 G/1 GS/0 QS)

Date	Dec.	IP	H	R	ER	HR	BB	SO	NP	ERA
2/25	L, 2-9	3.0	3	4	4	1	5	0	75	12.00

BIG RED RECORD IN STARTS: 0-1

CAREER STATS

	W-L	ERA	G	GS	IP	H	R	ER	HR	BB	SO
2023	0-1	12.00	1	1	3.0	3	4	4	1	5	0
CAREER	0-1	12.00	1	1	3.0	3	4	4	1	5	0

SUNDAY'S PROBABLE STARTING PITCHER



VON BAKER RHP **#34**
2023 STATS: 0-0, 1.59 ERA, 5.2 IP, 3 BB, 6 SO

Height / Weight: 6-7 / 235 lbs.
Hometown: St. Johnsville, N.Y.
High School: Oppenheim-Ephratah-St. Johnsville HS

Bats/Throws: R/R
Year: Junior

NEWS & NOTES ON BAKER

- Logged a stellar outing in his season debut, scattering four hits and allowing one run over 5.2 innings of work against James Madison last Sunday.
- His six strikeouts matched his career high initially accomplished on March 25, 2022, vs. Harvard - when he pitched a career-high 6.1 innings.
- Baker made 12 appearances (four starts) in first collegiate season last year after his freshman season in 2021 was canceled due to COVID-19 pandemic.

2023 GAME LOG (1 G/1 GS/0 QS)

Date	Dec.	IP	H	R	ER	HR	BB	SO	NP	ERA
2/26	ND, 5-7	5.2	4	1	1	0	3	6	92	1.59

BIG RED RECORD IN STARTS: 0-1

CAREER STATS

	W-L	ERA	G	GS	IP	H	R	ER	HR	BB	SO
2021	— NO SEASON (COVID-19 PANDEMIC) —										
2022	0-3	15.04	12	4	23.1	30	46	39	3	38	23
2023	0-0	1.59	1	1	5.2	4	1	1	0	3	6
CAREER	0-3	12.41	13	5	29.0	34	47	40	3	41	29

CORNELL QUICK FACTS

GENERAL INFORMATION

Location	Ithaca, N.Y.
Enrollment (2022 Fall Undergraduate)	15,735
Founded	1865
Nickname	Big Red
School Colors	Cornelian Red (Pantone 187) and White
Conference	The Ivy League
President	Martha E. Pollack
Meakam*Smith Director of Athletics	Dr. Nicki Moore
Athletics Website	CornellBigRed.com

HISTORY

Seasons of Baseball	152nd
First Season	1869
All-Time Record (Win %)	1740-1962-35 (.470)
Ivy League Regular-Season Titles (last)	6 (2012)
Ivy League Championship Titles (last)	1 (2012)
NCAA Tournament Appearances (last)	2 (2012)
NCAA Tournament Record (Win %)	2-4 (.333)
Most Consecutive NCAA Appearances	Never
College World Series Appearances (last)	Never
National Championships	None

HOY FIELD

Year Opened (Seasons)	1922 (101st)
Capacity	500
All-Time Record (Win %)	654-532-9 (.551)
Under Dan Pepicelli (Win %)	25-36-1 (.411)

BOOTH FIELD

Year Opened (Seasons)	2023 (1st)
Capacity	500
All-Time Record (Win %)	0-0 (.000)
Under Dan Pepicelli (Win %)	0-0 (.000)

COACHING STAFF

Head Coach	Dan Pepicelli (Cortland '90)
Record at Cornell	75-123-1 (.379)
Overall Record	296-300-3 (.497)
Associate Head Coach	Tom Ford (Ithaca '79)
Assistant Coach	John Toppa (UConn '19)
Volunteer Assistant	Justin Devold (Colby-Sawyer '17)

2022 IN REVIEW

Overall Record	11-25
Ivy League Record (Finish)	5-16 (7th)
Home Record	4-9
Road Record	7-15
Neutral Record	0-1
Ivy League Championship Series	Did not qualify
NCAA Tournament	Not selected

2023 TEAM INFORMATION

Returns / Lost	24 / 11
Newcomers	9
Fr / So / Jr / Sr	9 / 9 / 6 / 9

COMMUNICATIONS





Jeremy Hartigan	
Associate Director of Athletics for Communications	
Marshall Haim	
Assistant Director of Athletic Communications (BB)	
Phone	716.465.4945
Email	mh2348@cornell.edu
Matthew Jensen	
Assistant Director of Athletic Communications	
Aaron Kelly	
Communications Coordinator	

Mailing Address	Cornell University Athletics Teagle Hall, 512 Campus Road, Ithaca, N.Y., 14853
Twitter / Instagram	@CornellSports
Facebook	/CornellSports

#YELLCORNELL

SCOUTING REPORT

as of 3/1/23

				
BATTING AVG.	.212	.243	.220	.366
RUNS	4.00	4.75	4.50	13.00
DOUBLES	1.00	1.25	2.00	2.60
TRIPLES	0.00	0.13	0.25	0.00
HOME RUNS	1.67	1.25	0.38	2.60
RBI	4.00	4.63	4.00	12.00
ON-BASE PCT.	.325	.350	.306	.499
SLUGGING PCT.	.394	.416	.328	.654
SB-ATT	3-5	10-11	7-7	5-5
ERA	8.39	6.57	10.66	1.74
STRIKEOUTS	5.67	11.50	7.13	13.80
OPPONENT AVG.	.287	.215	.324	.169
WHIP	2.15	1.79	2.18	0.83
FIELDING PCT.	.935	.983	.941	.991

ABOUT BALL STATE

► The preseason favorite to win the Mid-American Conference (MAC), Ball State is off to a 4-4 start to the season.

► After going dropping three games to Charlotte in its season-opening series, the Cardinals went 3-1 at the Swig and Swine Classic in Charleston, S.C., defeating Merrimack, Rutgers, and Canisius.

ABOUT PURDUE FORT WAYNE

► Purdue Fort Wayne enters the weekend with a 1-7 record and having lost its last six games. The Mastodons dropped three of four to Alabama State before being swept by Bethune-Cookman in a four-game series last weekend in Daytona Beach, Fla.

ABOUT WAKE FOREST

► One of the more well-rounded teams in the country early on, No. 5-ranked Wake Forest boasts an offense averaging 13.00 runs per game, while holding its opponents to just two runs and a .169 batting average in its 10 wins to open the season.

► The Demon Deacons pitching staff has averaged 13.80 strikeouts per game and has registered a 0.83 WHIP.

ALL-IVY RETURNERS

► Sophomore infielder **MAX JENSEN** and senior outfielder **SAM KAPLAN** were the lone pair of Cornell players to garner All-Ivy honors last season. Both Jensen and Kaplan received All-Ivy Second Team honors following their successful 2022 campaigns.

► Jensen batted a Cornell-best .338 in his first collegiate season, recording 15 doubles, a pair of triples, three home runs and 26 RBI. He also registered an OPS of .957 (.403 on-base percentage and .554 slugging percentage).

► Kaplan hit .311 with six doubles, two triples, seven home runs, and 26 RBI. In addition to a team-leading 1.000 OPS, his seven home runs were the most by a Big Red batter last year. The 26 RBI by Kaplan was tied with Jensen for the team lead, while Kaplan's .656 slugging percentage was the sixth-highest in Cornell's modern era (since 1977).

BYE, BYE, BASEBALL!

► Cornell hit five home runs last weekend in its season-opening series at James Madison. It is the most homers hit by the Big Red in a series since hitting six against Dartmouth last year on April 23-24.

► The five home runs in the season-opening series are the most on record dating back to the 2003 season. It is the quickest Cornell has reached five homers in a season in that span (previous: eight HRs in five games in 2016).

WALK THIS WAY!

► Through games completed on Tuesday, junior catcher **NATHAN WAUGH** was tied with 14 other players for the 24th-highest walks per game average (1.33).

► Waugh's average is tied with Yale's Jimmy Chatfield for the Ivy League lead, as both players have drawn four walks over their three contests.

SEASON OUTLOOK

► Cornell returns nearly 86 percent of its offense from last season. Eight of the team's nine main starters from last year also return to the lineup, highlighted by the trio of Big Red batters to hit over .300 last year in sophomore infielder **MAX JENSEN** (.338), senior outfielder **SAM KAPLAN** (.311), and junior catcher **NATHAN WAUGH** (.310).

► On the rubber, Cornell will look to some new faces this season. Of the 36 starts made last year, 22 of them return, highlighted by senior left-hander **SPENCER EDWARDS**. The Big Red has just over 59 percent of its innings pitched returning for the 2023 season.

CORNELL HISTORY

HIGHEST SINGLE-SEASON SLUGGING PCT.
Cornell Modern Era (Since 1977)

PLAYER	SEASON	SLG%
Erik Rico	2002	.768
Jamie Blattstein	1992	.683
Erik Rico	2001	.676
Mike Kalfopoulos	1984	.667
Brian Kaufman	2006	.667
► Sam Kaplan	2022	.656
Gary Kaczor	1979	.655
Nathan Ford	2009	.630

2023 IVY LEAGUE STANDINGS / SCHEDULE

SCHOOL	IVY LEAGUE			OVERALL		HOME	AWAY	NEUTRAL	STREAK	RPI
	W-L	PCT	GB	W-L	PCT					
Brown	0-0	.000	—	0-4	.000	0-0	0-4	0-0	L4	—
Columbia	0-0	.000	—	0-3	.000	0-0	0-3	0-0	L3	—
Cornell	0-0	.000	—	0-3	.000	0-0	0-3	0-0	L3	—
Dartmouth	0-0	.000	—	0-3	.000	0-0	0-3	0-0	L3	—
Harvard	0-0	.000	—	1-3	.250	0-0	0-0	1-3	L2	—
Penn	0-0	.000	—	0-3	.000	0-0	0-3	0-0	L3	—
Princeton	0-0	.000	—	1-3	.250	0-0	1-3	0-0	W1	—
Yale	0-0	.000	—	1-2	.333	0-0	1-2	0-0	L2	—

LAST WEEK'S SCHEDULE

Friday, Feb. 24

James Madison 11, Cornell 5

Georgia State 11, Brown 3 (6 inn.)

Miami (Fla.) 9, Dartmouth 7

Pittsburgh 12, Harvard 10

South Carolina 7, Penn 4

Virginia 4-11, Columbia 1-3

Yale 9, Richmond 6

Saturday, Feb. 25

James Madison 9, Cornell 2

Georgia 12-9, Princeton 5-0

Georgia State 10, Brown 4

Harvard 8-3, Pittsburgh 4-11

Miami (Fla.) 6, Dartmouth 0

South Carolina 1, Penn 0

Yale at Richmond, ppd.

Sunday, Feb. 26

James Madison 7, Cornell 5

Georgia 12-11, Princeton 7-12

Georgia State 10-6, Brown 1-5

Miami (Fla.) 20, Dartmouth 2

Pittsburgh 17, Harvard 7

Richmond 11-16, Yale 7-6

Virginia 9, Columbia 1

South Carolina 6, Penn 5

THIS WEEK'S SCHEDULE

Friday, March 3

Cornell vs. Ball State, 10 a.m.

Dartmouth vs. Wagner, 1:00

Princeton at Duke, 4:00

Columbia at UNCW, 4:00

Harvard at Florida International, 6:30

Penn at Lamar, 7:00 ET

Brown at New Orleans, 7:30 ET

Saturday, March 4

Cornell vs. Purdue Fort Wayne, 4:00

Dartmouth vs. Holy Cross, 11 a.m.

Columbia at UNCW, 12:00 (DH)

Princeton at Duke, 1:00

Yale at Alabama State, 1:00 (DH)

Harvard at Florida International, 2:00 (DH)

Brown at New Orleans, 3:00 ET

Dartmouth vs. Penn State, 3:00

Penn at Lamar, 3:00 ET

Sunday, March 5

Cornell at #5 Wake Forest, 1:00

Dartmouth vs. Wagner, 10 a.m.

Yale at Alabama State, 12:00

Princeton at Duke, 1:00

Harvard at Florida International, 1:00

Columbia at UNCW, 1:00

Brown at New Orleans, 2:00 ET

Penn at Lamar, 2:00

Tuesday, March 7

Penn at Nicholls State, 7:30 ET

Wednesday, March 8

Penn at Nicholls State, 7:30 ET



AROUND THE IVY LEAGUE	
PLAYERS OF THE WEEK	
Award	PLAYER
Player	Scott Bandura
Feb. 27 Pitcher	Chris Clark
Rookie	William Lybrook

2023 IVY LEAGUE PRESEASON POLL	
SCHOOL (FIRST-PLACE VOTES)	PTS
1. Columbia (12)	124
2. Penn (3)	113
3. Dartmouth (1)	91
4. Harvard	75
5. Yale	68
6. Brown	45
7. Princeton	31
8. Cornell	29

IVY LEAGUE PRESEASON POLL

- ▶ Cornell was picked to finish eighth in the eight-team preseason poll, the Ivy League office announced last Friday, Feb. 17.
- ▶ Coming off its impressive 2022 campaign, Columbia finished with an Ivy League-leading 124 points after receiving 12 of the 16 first-place votes. Penn had three first-place votes and finished with a 113-point total, while Dartmouth had the other first-place vote and is slated to finish third after amassing with 91 points.
- ▶ Harvard (75), Yale (68), Brown (45), Princeton (31), and Cornell (29) rounded out the remainder of the poll.

IT'S BEEN 73 YEARS...

- ▶ Sunday's contest against Wake Forest will mark the first time the two programs are meeting on the baseball diamond in nearly 74 years.
- ▶ The contest will be the 10th all-time meeting between the two programs, and the first since March 31, 1949 when the Big Red fell, 7-3, to the Demon Deacons.
- ▶ Wake Forest has won all nine previous meetings against Cornell — all of which have come in Winston-Salem.
- ▶ Cornell previously played Wake Forest in single-games in 1937, 1938, 1940, and 1947. The two programs also played a pair of two-game series in 1939 and 1949.
- ▶ Sunday's contest will be the fourth time in the last five seasons that Cornell will be playing an ACC school. The Big Red played Virginia and Maryland last season and Duke in 2020 and 2018. A victory on Sunday would give Cornell its first win over an ACC school since defeating Virginia Tech on March 14, 2003 in Blacksburg, Va.

All-Time vs. Wake Forest	0-9
in Ithaca, N.Y.	0-0
in Winston-Salem, N.C.	0-9
LAST 5 GAMES VS. WAKE FOREST	
DATE	H/A W/L SCORE
4/4/40	A L 0-12
4/2/42	A L 1-11
4/8/47	A L 7-8
3/30/49	A L 5-11
3/31/49	A L 3-7

COLLEGIATE BASEBALL POLLS

D1 BASEBALL			BASEBALL AMERICA			NCBWA			COLLEGIATE BASEBALL			USA TODAY			PERFECT GAME		
Updated 2/27/23			Updated 2/27/23			Updated 2/27/23			Updated 2/27/23			Updated 2/27/23			Updated 2/27/23		
RK	SCHOOL	REC	RK	SCHOOL	REC	RK	SCHOOL	REC	RK	SCHOOL	REC	RK	SCHOOL	REC	RK	SCHOOL	REC
1.	LSU	6-1	1.	LSU	6-1	1.	LSU	6-1	1.	LSU	6-1	1.	LSU	6-1	1.	LSU	6-1
2.	Stanford	5-2	2.	Florida	7-1	2.	Florida	7-1	2.	Wake Forest	9-0	2.	Tennessee	6-2	2.	Stanford	5-2
3.	Tennessee	6-2	3.	Stanford	5-2	3.	Wake Forest	9-0	3.	Florida	7-1	3.	Wake Forest	9-0	3.	Arkansas	5-2
4.	Ole Miss	6-1	4.	Louisville	6-1	4.	Stanford	5-2	4.	Louisville	6-1	4.	Stanford	5-2	4.	Wake Forest	9-0
5.	Wake Forest	9-0	5.	Vanderbilt	5-3	5.	Ole Miss	6-1	5.	Miami (Fla.)	7-1	5.	Ole Miss	6-1	5.	Tennessee	6-2
6.	Florida	7-1	6.	Tennessee	6-2	6.	Tennessee	6-2	6.	Tennessee	6-2	6.	Florida	7-1	6.	Ole Miss	6-1
7.	Vanderbilt	5-3	7.	Wake Forest	9-0	7.	Arkansas	5-2	7.	Stanford	5-2	7.	Vanderbilt	5-3	7.	Florida	7-1
8.	Arkansas	5-2	8.	Ole Miss	6-1	8.	Vanderbilt	5-3	8.	Arkansas	5-2	8.	Arkansas	5-2	8.	Louisville	6-1
9.	East Carolina	5-1	9.	Arkansas	5-2	9.	East Carolina	5-1	9.	Vanderbilt	5-3	9.	East Carolina	5-1	9.	Miami (Fla.)	7-1
10.	TCU	4-3	10.	Miami (Fla.)	7-1	10.	Louisville	6-1	10.	UCLA	5-2	10.	Louisville	6-1	10.	Vanderbilt	5-3
11.	Virginia Tech	5-2	11.	TCU	4-3	11.	Virginia	7-0	11.	UC Santa Barbara	5-2	11.	Virginia Tech	5-2	11.	UCLA	5-2
12.	Oklahoma State	4-3	12.	Texas A&M	4-3	12.	TCU	4-3	12.	Virginia	7-0	12.	UCLA	5-2	12.	Texas Tech	8-0
13.	North Carolina	4-3	13.	Virginia Tech	5-2	13.	UCLA	5-2	13.	Texas Tech	8-0	13.	Oklahoma State	4-3	13.	Auburn	5-1
14.	Louisville	6-1	14.	UCLA	5-2	14.	Virginia Tech	5-2	14.	East Carolina	5-1	14.	Virginia	7-0	14.	Virginia	7-0
15.	Texas A&M	4-3	15.	Virginia	7-0	15.	Texas A&M	4-3	15.	Ole Miss	6-1	15.	Florida State	6-1	15.	Virginia Tech	5-2
16.	Florida State	6-1	16.	Florida State	6-1	16.	Texas Tech	8-0	16.	Georgia Tech	7-0	16.	Texas Tech	8-0	16.	TCU	4-3
17.	UCLA	5-2	17.	Maryland	3-4	17.	Miami (Fla.)	7-1	17.	Florida State	6-1	17.	TCU	4-3	17.	NC State	7-0
18.	Maryland	3-4	18.	Texas Tech	8-0	18.	Oklahoma State	4-3	18.	Oregon State	6-1	18.	Texas A&M	4-3	18.	East Carolina	5-1
19.	Virginia	7-0	19.	Oregon State	6-1	19.	North Carolina	4-3	19.	NC State	7-0	19.	Miami (Fla.)	7-1	19.	Florida State	6-1
20.	Alabama	8-0	20.	East Carolina	5-1	20.	NC State	7-0	20.	TCU	4-3	20.	NC State	7-0	20.	North Carolina	4-3
21.	NC State	7-0	21.	Oklahoma State	4-3	21.	Alabama	8-0	21.	North Carolina	4-3	21.	North Carolina	4-3	21.	Oregon State	6-1
22.	Miami (Fla.)	7-1	22.	North Carolina	4-3	22.	Southern Miss.	5-2	22.	Texas A&M	4-3	22.	Alabama	8-0	22.	Texas A&M	4-3
23.	South Carolina	8-0	23.	Auburn	5-1	23.	Florida State	6-1	23.	Oklahoma State	4-3	23.	South Carolina	8-0	23.	Southern Miss	5-2
24.	Texas Tech	8-0	24.	NC State	7-0	24.	South Carolina	8-0	24.	Iowa	5-1	24.	Oregon State	6-1	24.	Oklahoma State	4-3
25.	Southern Miss.	5-2	25.	Southern Miss.	5-2	25.	Maryland	3-4	25.	Southern Miss.	5-2	25.	Maryland	3-4	25.	UC Santa Barbara	5-2
Bold denotes 2023 Cornell opponent			Bold denotes 2023 Cornell opponent			Bold denotes 2023 Cornell opponent			Bold denotes 2023 Cornell opponent			Bold denotes 2023 Cornell opponent			Bold denotes 2023 Cornell opponent		

2023 BIG RED HOME RUNS																							
PLAYER	HR	vL	vR	HOME	ROAD	RUNNERS ON				OUTS			TIED GAME	GO AHEAD	DIRECTION					TEAM W-L	LAST HR		
						0	1	2	3	0	1	2			LF	LC	CF	RC	RF		DATE / OPP	PITCHER	AB SINCE
Franco Alonso	—	—	—	—	—	—	—	—	—	—	—	—	—	—	—	—	—	—	—	—	—	—	—
Matt Barnhorst	1	—	1	—	1	1	—	—	—	—	—	1	—	—	1	—	—	—	—	0-1	2/26/23 at JMU	Culkin	0
Jakobi Davis	1	1	—	—	1	—	1	—	—	—	1	—	—	—	—	—	—	—	1	0-1	2/26/23 at JMU	Kinsler	2
Elijah Diaz	—	—	—	—	—	—	—	—	—	—	—	—	—	—	—	—	—	—	—	—	—	—	
Wils Guy	—	—	—	—	—	—	—	—	—	—	—	—	—	—	—	—	—	—	—	—	5/8/22 at Brown	Fogell	9
Joe Hollerbach	—	—	—	—	—	—	—	—	—	—	—	—	—	—	—	—	—	—	—	—	3/13/22 at Georgetown	McCarthy	123
William Jaun	—	—	—	—	—	—	—	—	—	—	—	—	—	—	—	—	—	—	—	—	—	—	
Max Jensen	—	—	—	—	—	—	—	—	—	—	—	—	—	—	—	—	—	—	—	—	4/23/22 vs. Dartmouth	Skinner	46
Sam Kaplan	—	—	—	—	—	—	—	—	—	—	—	—	—	—	—	—	—	—	—	—	5/1/22 vs. Columbia	Yoo	28
Braden Mack	—	—	—	—	—	—	—	—	—	—	—	—	—	—	—	—	—	—	—	—	—	—	
Kyle Musser	—	—	—	—	—	—	—	—	—	—	—	—	—	—	—	—	—	—	—	—	—	—	
Ryan Porter	—	—	—	—	—	—	—	—	—	—	—	—	—	—	—	—	—	—	—	—	5/8/22 at Brown	Fogell	14
John Quinlan	—	—	—	—	—	—	—	—	—	—	—	—	—	—	—	—	—	—	—	—	—	—	
Ryan Ross	1	1	—	—	1	—	—	1	—	—	1	—	—	—	—	—	—	—	1	0-1	2/24/23 at JMU	Burke	5
Shane Russell	—	—	—	—	—	—	—	—	—	—	—	—	—	—	—	—	—	—	—	—	—	—	
TJ Swidorski	1	—	1	—	1	—	1	—	—	—	—	1	—	1	1	—	—	—	—	0-1	2/25/23 at JMU	Murphy	6
Beck Urofsky	—	—	—	—	—	—	—	—	—	—	—	—	—	—	—	—	—	—	—	—	—	—	
Matthew Walters	—	—	—	—	—	—	—	—	—	—	—	—	—	—	—	—	—	—	—	—	—	—	
Nathan Waugh	1	1	—	—	1	—	1	—	—	1	—	—	—	1	—	—	1	—	—	0-1	2/26/23 at JMU	Williams	2
Caden Wildman	—	—	—	—	—	—	—	—	—	—	—	—	—	—	—	—	—	—	—	—	—	—	

2-HR GAMES (0)		GRAND SLAMS (0)		LEADOFF HOME RUNS (0)		INSIDE-THE-PARK HR (0)	
PLAYER	DATE/OPP	PLAYER	DATE/OPP	PLAYER	DATE/OPP	PLAYER	DATE/OPP
—	—	—	—	—	—	—	—
3-HR GAMES (0)		PINCH-HIT HR (0)		WALK-OFF HR (0)		BACK-TO-BACK HR (0)	
PLAYER	DATE/OPP	PLAYER	DATE/OPP	PLAYER	DATE/OPP	PLAYER	DATE/OPP
—	—	—	—	—	—	—	—

BIG RED MISCELLANEOUS BATTING																				
PLAYER	MULTI-HIT GAMES						MULTI-RBI GAMES						HIT STREAKS						HITS	
	2	3	4	5+	TOTAL	CAREER	2	3	4	5+	TOTAL	CAREER	5-9	10-14	15+	ACTIVE	2023 HIGH	CAREER HIGH	INFIELD	BUNT
Franco Alonso	—	—	—	—	—	0	—	—	—	—	—	0	—	—	—	0		—	—	—
Matt Barnhorst	1	—	—	—	1	7	—	—	—	—	—	3	—	—	—	1	1 (Feb. 26)	5 games, 2022	—	—
Jakobi Davis	—	—	—	—	—	3	1	—	—	—	1	4	—	—	—	3	3 (Feb. 24-26)	3, 2023	—	—
Elijah Diaz	—	—	—	—	—	0	—	—	—	—	—	0	—	—	—	0		—	—	—
Wils Guy	—	—	—	—	—	11	—	—	—	—	—	6	—	—	—	0		6 games, 2022-23	—	—
Joe Hollerbach	—	—	—	—	—	14	—	—	—	—	—	5	—	—	—	0		8 games, 2022	—	—
William Jaun	—	—	—	—	—	—	—	—	—	—	—	—	—	—	—	—		—	—	—
Max Jensen	—	—	—	—	—	12	—	—	—	—	—	6	—	—	—	4	3 (Feb. 24-26)	8 games, 2022	—	—
Sam Kaplan	—	—	—	—	—	7	—	—	—	—	—	8	—	—	—	0		6, (2x), Last: 2022	—	—
Braden Mack	—	—	—	—	—	1	—	—	—	—	—	0	—	—	—	0		1, (3x), Last: 2022	—	—
Kyle Musser	—	—	—	—	—	0	—	—	—	—	—	0	—	—	—	0		1 game, 2022	—	—
Ryan Porter	—	—	—	—	—	6	—	—	—	—	—	6	—	—	—	4	3 (Feb. 24-26)	3, (2x), Last: 2022-23	1	—
John Quinlan	—	—	—	—	—	0	—	—	—	—	—	0	—	—	—	1	1 (Feb. 25)	3 games, 2022	1	—
Ryan Ross	—	—	—	—	—	3	—	1	—	—	1	5	—	—	—	0		3 games, 2022	—	—
Shane Russell	—	—	—	—	—	2	—	—	—	—	—	1	—	—	—	0		2 games, 2020	—	—
TJ Swidorski	—	—	—	—	—	—	1	—	—	—	1	1	—	—	—	2	2 (Feb. 25-26)	2 games, 2023	—	—
Beck Urofsky	—	—	—	—	—	—	—	—	—	—	—	0	—	—	—	0		—	—	—
Matthew Walters	—	—	—	—	—	—	—	—	—	—	—	—	—	—	—	—		—	—	—
Nathan Waugh	—	—	—	—	—	8	1	—	—	—	1	5	—	—	—	4	3 (Feb. 24-26)	4 games, 2022	—	—
Caden Wildman	—	—	—	—	—	0	—	—	—	—	—	0	—	—	—	0		—	—	—

BIG RED W-L RECORD BY LINEUP CARD

PLAYER	BATTING ORDER (STARTS)									BY POSITION (STARTS)								
	1ST	2ND	3RD	4TH	5TH	6TH	7TH	8TH	9TH	C	1B	2B	3B	SS	LF	CF	RF	DH
Franco Alonso	—	—	—	—	—	—	—	—	—	—	—	—	—	—	—	—	—	—
Matt Barnhorst	—	—	—	—	—	0-1	—	0-2	—	—	—	0-3	—	—	—	—	—	—
Jakobi Davis	0-3	—	—	—	—	—	—	—	—	—	—	—	—	—	—	0-3	—	—
Elijah Diaz	—	—	—	—	—	—	—	—	—	—	—	—	—	—	—	—	—	—
Wils Guy	—	0-1	—	—	—	—	—	—	0-1	—	—	—	—	—	0-2	—	—	—
Joe Hollerbach	—	0-1	—	—	—	—	—	—	—	—	—	—	0-1	—	—	—	—	—
William Jaun	—	—	—	—	—	—	—	—	—	—	—	—	—	—	—	—	—	—
Max Jensen	—	—	0-2	—	0-1	—	—	—	—	—	0-3	—	—	—	—	—	—	—
Sam Kaplan	—	—	—	0-1	0-2	—	—	—	—	—	—	—	—	—	—	—	0-3	—
Braden Mack	—	—	—	—	—	—	—	—	—	—	—	—	—	—	—	—	—	—
Kyle Musser	—	—	—	—	—	—	—	—	—	—	—	—	—	—	—	—	—	—
Ryan Porter	—	0-1	—	—	—	—	—	0-2	—	—	—	—	—	0-3	—	—	—	—
John Quinlan	—	—	—	—	—	—	—	—	—	—	—	—	—	—	—	—	—	—
Ryan Ross	—	—	—	—	—	0-2	—	—	—	—	—	—	—	—	—	—	—	0-2
Shane Russell	—	—	—	—	—	—	—	—	—	—	—	—	—	—	—	—	—	—
TJ Swidorski	—	—	—	—	—	—	—	—	0-2	—	—	—	0-2	—	—	—	—	—
Beck Urofsky	—	—	—	—	—	—	—	0-1	—	—	—	—	—	—	—	—	—	0-1
Matthew Walters	—	—	—	—	—	—	—	—	—	—	—	—	—	—	—	—	—	—
Nathan Waugh	—	—	0-1	0-2	—	—	—	—	—	0-3	—	—	—	—	—	—	—	—
Caden Wildman	—	—	—	—	—	—	0-1	—	—	—	—	—	—	—	0-1	—	—	—

BIG RED STARTING PITCHER RUN SUPPORT

PLAYER	RUN		RUN SUPPORT	TOTAL RUNS	TOTAL RUNS	TEAM	QUALITY
	GS	SUPPORT	PER 9 IP	IN STARTS	PER START	W-L	STARTS
Von Baker	1	5	7.94	5	5.0	0-1	0
Ethan Hamill	1	2	6.00	2	2.0	0-1	0
Noah Keller	1	5	15.00	5	5.0	0-1	0

RUNS BY INNING

	1	2	3	4	5	6	7	8	9	10	11	12	13	14	15	TOTAL
BIG RED	5	2	0	2	2	1	0	0	0	—	—	—	—	—	—	12
OPPONENTS	2	0	6	8	0	3	0	4	4	—	—	—	—	—	—	27

VICTORY MARGIN

	1	2	3	4	5	6	7	8	9	10	11	12	13	14	15
BIG RED	—	—	—	—	—	—	—	—	—	—	—	—	—	—	—
OPPONENTS	—	1	—	—	—	1	1	—	—	—	—	—	—	—	—

BIG RED MULTI-RUN INNINGS

	TIMES	LAST TIME
2 Runs	3	2/26 at James Madison (4th inn., 2 hits); 2/26 at James Madison (5th inn., 2 hits)
3 Runs	0	—
4 Runs	0	—
5 Runs	1	2/24 at James Madison (1st inning, 2 hits)
6 Runs	0	—
7 Runs	0	—
8 Runs	0	—
9 Runs	0	—
10 Runs	0	—

BIG RED GAME DELAYS

DATE	OPPONENT	DELAY	REASON
2/26	at James Madison	0:15, prior to first pitch	inclement weather

BIG RED 2023 PITCHING SPLITS

	W	L	SV	G	IP	H	R	ER	HR	BB	SO	ERA	AVG
Total	0	3	0	3	24.2	27	27	23	3	26	17	8.39	.287
Home	—	—	—	—	—	—	—	—	—	—	—	—	—
Away	0	3	0	3	24.2	27	27	23	3	26	17	8.39	.287
Neutral	—	—	—	—	—	—	—	—	—	—	—	—	—
Day	0	3	0	3	24.2	27	27	23	3	26	17	8.39	.287
Night	—	—	—	—	—	—	—	—	—	—	—	—	—
Starter	0	2	0	3	11.2	11	11	11	2	13	7	8.49	.275
Reliever	0	1	0	3	13.0	16	16	12	1	13	10	8.31	.296
February	0	3	0	3	24.2	27	27	23	3	26	17	8.39	.287
March	—	—	—	—	—	—	—	—	—	—	—	—	—
April	—	—	—	—	—	—	—	—	—	—	—	—	—
May	—	—	—	—	—	—	—	—	—	—	—	—	—

BIG RED 2023 BATTING SPLITS

	AB	R	H	2B	3B	HR	RBI	BB	SO	AVG	OBP	SLG
Total	99	12	21	3	0	5	12	14	29	.212	.325	.394
Home	—	—	—	—	—	—	—	—	—	—	—	—
Away	99	12	21	3	0	5	12	14	29	.212	.325	.394
Neutral	—	—	—	—	—	—	—	—	—	—	—	—
Day	99	12	21	3	0	5	12	14	29	.212	.325	.394
Night	—	—	—	—	—	—	—	—	—	—	—	—
February	99	12	21	3	0	5	12	14	29	.212	.325	.394
March	—	—	—	—	—	—	—	—	—	—	—	—
April	—	—	—	—	—	—	—	—	—	—	—	—
May	—	—	—	—	—	—	—	—	—	—	—	—

BIG RED LINEUP PRODUCTION

	AB	R	H	2B	3B	HR	RBI	BB	SO	AVG	OBP	SLG
1st	13	2	3	2	0	1	2	2	5	.231	.333	.615
2nd	14	1	1	0	0	0	0	0	4	.071	.133	.071
3rd	10	2	3	0	0	0	0	4	4	.300	.500	.300
4th	10	2	3	0	0	1	3	3	3	.300	.462	.600
5th	12	0	2	0	0	0	1	0	3	.167	.154	.167
6th	9	2	3	0	0	2	4	2	2	.333	.500	1.000
7th	11	1	2	1	0	0	0	1	5	.182	.250	.273
8th	10	0	1	0	0	0	0	1	1	.100	.250	.100
9th	10	2	3	0	0	1	2	1	2	.300	.364	.600

THE TED THOREN HEAD COACH OF CORNELL BASEBALL



DAN PEPICELLI

EIGHTH SEASON AS HEAD COACH

#24

Hometown: Schenectady, N.Y.
High School: Cicero-North Syracuse HS
College: SUNY Cortland '90

CORNELL • 2016 - PRESENT

► Entering his eighth season at the helm of the Cornell baseball program, Pepicelli is just the fourth Cornell head coach over the last 60 years, joining **TED THOREN** (1962-90), **TOM FORD** (1991-08), and **BILL WALKENBACH** (2009-15).

► His 75 career victories with the Big Red is already tied for the sixth-most in program history with **DANIEL COOGAN** (1907-12). With 13 wins in 2023, Pepicelli would be in sole possession of the fourth-most wins while on East Hill.

► Under his tutelage, Cornell has produced 19 All-Ivy League selections — including five First Team and six Second Team selections — and four selections in the Major League Baseball Amateur Draft.

► In Pepicelli's second season with the program in 2017, he helped guide the Big Red to its first winning season in four years, posting a 21-17 overall record. The Big Red finished 9-11 in Ivy League play.

► Cornell has won at least 14 games in all but one season, excluding the shortened 2020 season.

CLEMSON • 2010-15

► Following a successful nine-year tenure at St. John Fisher in suburban Rochester, N.Y., Pepicelli headed to Clemson, S.C., to join the Tigers staff.

► He was an assistant coach for one year, an assistant head coach for two years, and an associate head coach for three years. All six years on staff Pepicelli aided Clemson to an appearance in the NCAA Tournament.

► The Tigers had a 231-149 (.608) record in his time with the program. Pepicelli became the first pitching coach to lead a staff to the College World Series in his first season with the team.

► For four consecutive seasons from 2011-14, Pepicelli guided the Tigers to have a team ERA below 4.00. He recruited and developed **MATT CROWNOVER**, who earned freshman All-America accolades in 2013 and was named the ACC's Pitcher of the Year in 2015.

► Played instrumental in assembling *Baseball America's* ninth-ranked recruiting class in 2015.

► Ten Clemson pitchers were selected in the Major League Baseball's Amateur Draft during tenure.

ST. JOHN FISHER • 2001-09

► Spent nine seasons as the head coach and assistant athletic director at St. John Fisher from 2001-09. During his time with the Cardinals, he was a two-time Empire 8 Coach of the Year (2001 and 2007), with the latter coming during the Cardinals' first-ever run to the Division III College World Series.

► In final seven seasons with St. John Fisher, the Cardinals posted winning seasons leading to Pepicelli being the program's all-time winningest head coach at the time of his departure.

► Team garnered national recognition for sportsmanship in 2008 following the ECAC Championship, in which a line-drive foul ball struck the opposing team's third-base coach in the head. Despite St. John Fisher trailing in the ninth inning, Pepicelli and his team conceded the game, ending any hope of reaching the NCAA Tournament. The Committee on Sportsmanship and Ethical Conduct presented Pepicelli's team with the NCAA's All-Divisions Sportsmanship Award for its decision.

► In addition to serving as the team's head coach, Pepicelli was the head strength and conditioning coach, where he served on the NCAA Competitive Safeguards Committee. He is a certified Strength & Conditioning Specialist and is a member of the National Strength and Conditioning Association.

HARTWICK • 1996-00

► Opened collegiate coaching career at Hartwick, where he was an assistant coach for three years before being promoted to head coach for two seasons.

PERSONAL

► A native of Schenectady, N.Y., Pepicelli graduated from Cicero-North Syracuse HS, and played at three colleges in the Central New York region.

► Named an all-region selection in two seasons with Mohawk Valley Community College, Pepicelli then earned his bachelor of sciences degree in Economics and Management from SUNY Cortland after playing one year with the Red Dragons. He was also an all-conference selection in his one year at Oneonta State.

► Pepicelli is married to the former Robyn Molloy, who played for and served as an assistant coach with Syracuse's women's soccer team. She also earned national titles as a player and coach at Monroe Community College. The couple has a daughter, Mia, and a son, Owen.

PEPICELLI'S YEAR-BY-YEAR HEAD COACHING RECORD

YEAR	SCHOOL	OVERALL	NOTE
1999	Hartwick	9-22 (.290)	
2000	Hartwick	12-18 (.400)	
2001	St. John Fisher	19-14 (.576)	Set then-wins record in at SJFU
2002	St. John Fisher	15-19 (.441)	
2003	St. John Fisher	16-16 (.500)	
2004	St. John Fisher	27-14 (.659)	SJFU's first 20-win season
2005	St. John Fisher	22-15 (.595)	
2006	St. John Fisher	26-15 (.634)	Third straight 20-win season
2007	St. John Fisher	28-13 (.683)	NCAA Tournament appearance
2008	St. John Fisher	25-14-2 (.634)	NCAA Sportsmanship Award
2009	St. John Fisher	22-17 (.564)	
2016	Cornell	14-24 (.368)	
2017	Cornell	21-17 (.553)	CU's first 20-win year since '13
2018	Cornell	14-22-1 (.392)	
2019	Cornell	14-24 (.368)	
2020	Cornell	1-8 (.111)	Season cut short (pandemic)
2021	Cornell	— NO SEASON (COVID-19 PANDEMIC) —	
2022	Cornell	11-25 (.306)	Two All-Ivy selections
2023	Cornell	0-3 (.000)	
Hartwick (2 seasons)		21-40 (.344)	
St. John Fisher (9 seasons)		200-137-2 (.593)	
Cornell (8 seasons)		75-123-1 (.379)	
Career (20 seasons)		296-300-3 (.497)	

2023 CORNELL BASEBALL COACHING STAFF



TOM FORD

33RD SEASON AT CORNELL

#14

Years in Role: 15th season as Associate HC
Hometown: Trumansburg, N.Y.
College: Ithaca '79

► Ford enters his 33rd overall season with the Big Red and his 15th in his current role as an associate head coach.

► His time on East Hill began in 1991 when he took over for the legendary **TED THOREN** as head coach. He was head coach of the Big Red from 1991 until 2008, amassing a record of 264-440-2 during his tenure.



JOHN TOPPA

2ND SEASON AT CORNELL

#27

Years in Role: 1st season as Assistant Coach
Hometown: Portsmouth, R.I.
College: UConn '19

► Toppa, a former standout at UConn, enters his second season on the Cornell baseball coaching staff. This season will be his first as an assistant coach, after serving as a volunteer assistant in 2021.

► Helped guide **MAX JENSEN** and **SAM KAPLAN** each earn All-Ivy Second Team honors in 2022, following a nearly two-year hiatus from competition due to the COVID-19 pandemic.



JUSTIN DEVOID

1ST SEASON AT CORNELL

#44

Years in Role: 1st season as Volunteer Assistant
Hometown: Quechee, Vt.
College: Colby-Sawyer '17

► Devoid enters his first season with the Cornell baseball coaching staff after serving as an assistant coach at St. Lawrence, a northern New York-based Division III school, for the past two seasons.

► In final year with the Saints, aided program to a 19-16 overall mark which served as its first winning season since 2014.

THE LAST TIME...

A CORNELL TEAM SCORED...	
10+ Runs in a Game	10, at Binghamton (5/3/22 - W, 10-8)
15+ Runs in a Game	15, vs. Princeton (4/20/19 - G2 - W, 15-9)
20+ Runs in a Game	27, at Towson (4/5/17 - W, 27-14)
25+ Runs in a Game	27, at Towson (4/5/17 - W, 27-14)
5+ Runs in an Inning	5, at James Madison (2/24/23 - T1 - L, 5-11)
6+ Runs in an Inning	8, vs. Yale (4/2/22 - G2 - B7 - W, 12-9)
7+ Runs in an Inning	8, vs. Yale (4/2/22 - G2 - B7 - W, 12-9)
8+ Runs in an Inning	8, vs. Yale (4/2/22 - G2 - B7 - W, 12-9)
9+ Runs in an Inning	12, at Harvard (4/10/11 - G2 - T2 - W, 18-5)
10+ Runs in an Inning	12, at Harvard (4/10/11 - G2 - T2 - W, 18-5)
10+ Runs in Consecutive Games	10, vs. Binghamton (4/20/22 - W, 10-9 - 10 inn.) 12, vs. Dartmouth (4/23/22 - G1 - W, 12-7)
10+ Runs in 3+ Straight Games	15, at James Madison (3/15/14 - G1 - L, 15-16) 17, at James Madison (3/15/14 - G2 - W, 17-8) 14, at James Madison (3/16/14 - W, 14-8 - 10 inn.)
10+ Runs in 4+ Straight Games	16, at Virginia (4/7/1902 - W, 16-10) 10, at Navy (4/9/1902 - W, 10-6) 11, vs. Rochester (4/12/1902 - W, 11-1) 12, vs. Niagara (4/19/1902 - W, 12-4) 10, vs. Columbia (4/26/1902 - W, 10-7)

A CORNELL TEAM RECORDED...	
15+ Hits in a Game	15, at Coppin State (3/5/22 - G1 - W, 11-7)
20+ Hits in a Game	28, at Towson (4/5/17 - W, 27-14)
25+ Hits in a Game	28, at Towson (4/5/17 - W, 27-14)
5+ Doubles in a Game	5, vs. Columbia (4/30/22 - G2 - L, 2-5)
6+ Doubles in a Game	6, vs. Yale (4/2/22 - G2 - W, 12-9)
7+ Doubles in a Game	7, at George Mason (3/12/17 - W, 9-3)
8+ Doubles in a Game	9, at James Madison (3/15/14 - G1 - L, 15-16)
9+ Doubles in a Game	9, at James Madison (3/15/14 - G1 - L, 15-16)
2+ Triples in a Game	3, vs. Dartmouth (4/23/22 - G1 - W, 12-7)
3+ Triples in a Game	3, vs. Dartmouth (4/23/22 - G1 - W, 12-7)
4+ Triples in a Game	4, at Bucknell (3/4/00 - G2 - W, 8-6)
3+ Home Runs in a Game	3, at James Madison (2/26/23 - L, 5-7)
4+ Home Runs in a Game	4, vs. Dartmouth (4/23/22 - G1 - W, 12-7)
5+ Home Runs in a Game	5, at James Madison (3/15/14 - G1 - L, 15-16)
Leadoff Home Run	Adam Saks, at Harvard (4/13/19 - G2 - L, 1-7)
Back-to-Back Home Runs	Ryan Porter (2-run) & Matt Barnhorst (solo), vs. Harvard (3/25/22 - G2 - L, 5-11)
Back-to-Back-to-Back Home Runs	Chris Cruz (3-run), Spencer Scorza (solo), & Ryan Karl (solo), at James Madison (3/15/14 - G2 - W, 17-8)

Drew 10+ Walks in a Game	12, vs. Binghamton (4/20/22 - W, 10-9 - 10 inn.)
Drew 15+ Walks in a Game	16, at Bucknell (5/1/96 - G1 - W, 18-3)
Hit by 4+ Pitches in a Game	4, vs. Harvard (3/26/22 - L, 11-12)
Hit by 5+ Pitches in a Game	5, at Yale (4/5/14 - G2 - W, 6-4)
Hit by 6+ Pitches in a Game	7, at Penn (4/15/06 - G2 - W, 23-10)
Hit by 7+ Pitches in a Game	7, at Penn (4/15/06 - G2 - W, 23-10)
5+ Stolen Bases in a Game	5, vs. Dartmouth (4/24/22 - L, 8-10)
6+ Stolen Bases in a Game	7, at Coppin State (3/5/22 - G2 - W, 14-5)
7+ Stolen Bases in a Game	7, at Coppin State (3/5/22 - G2 - W, 14-5)
8+ Stolen Bases in a Game	9, at George Washington (3/9/14 - G2 - W, 8-1)
9+ Stolen Bases in a Game	9, at George Washington (3/9/14 - G2 - W, 8-1)
10+ Stolen Bases in a Game	10, vs. Sampson Air Force Base (1952)

A CORNELL PITCHING STAFF...	
Threw a No-Hitter	Connor Kaufmann, vs. Dartmouth (4/1/12 — W, 2-0)
Threw a Combined No-Hitter	Kerry Brooks (3 inn.), Rob Wilson (3 inn.), Doug Petillo (1 inn.), vs. Rochester (4/5/89 - G1 - W, 2-1)
Threw a Perfect Game	Gary Gronowski, vs. Oneonta (5/11/76 — W, 1-0)
Shutout an Opponent	at Brown (5/7/22 - G2 - W, 3-0)
Shutout an Ivy League Opponent	at Brown (5/7/22 - G2 - W, 3-0)
Posted Consecutive Shutouts	vs. Oneonta (5/2/86 - G1 - W, 4-0) vs. Oneonta (5/2/86 - G2 - W, 5-0)
Struck out 10+ Batters	11, at Penn (4/16/22 - G1 - L, 1-10)
Struck out 11+ Batters	11, at Penn (4/16/22 - G1 - L, 1-10)
Struck out 12+ Batters	14, vs. Niagara (2/29/20 - G2 - L, 6-8)
Struck out 13+ Batters	14, vs. Niagara (2/29/20 - G2 - L, 6-8)
Struck out 14+ Batters	14, vs. Niagara (2/29/20 - G2 - L, 6-8)
Struck out 15+ Batters	15, vs. Canisius (4/4/18 - W, 6-5)
Struck out 16+ Batters	18, at Princeton (4/29/09 - W, 9-0)
Struck out 17+ Batters	18, at Princeton (4/29/09 - W, 9-0)
Struck out 18+ Batters	18, at Princeton (4/29/09 - W, 9-0)

A CORNELL TEAM ALLOWED...	
10+ Runs in a Game	11, at James Madison (2/24/23 - L, 5-11)
15+ Runs in a Game	15, at Penn (4/17/22 - L, 6-15)
20+ Runs in a Game	21, at Coppin State (3/6/22 - L, 2-21)
25+ Runs in a Game	31, at UC Santa Barbara (3/25/04 - L, 3-31)
5+ Runs in an Inning	5, at James Madison (2/24/23 - B4 - L, 5-11)
6+ Runs in an Inning	11, at Penn (4/17/22 - L, 6-15)
7+ Runs in an Inning	11, at Penn (4/17/22 - L, 6-15)
8+ Runs in an Inning	11, at Penn (4/17/22 - L, 6-15)
9+ Runs in an Inning	11, at Penn (4/17/22 - L, 6-15)
10+ Runs in an Inning	11, at Penn (4/17/22 - L, 6-15)

A CORNELL TEAM DEFENSIVELY...	
Committed 5+ Errors in a Game	6, vs. Binghamton (4/20/22 - W, 10-9 - 10 inn.)
Committed 6+ Errors in a Game	6, vs. Binghamton (4/20/22 - W, 10-9 - 10 inn.)
Committed 7+ Errors in a Game	7, at Le Moyne (4/15/97 - L, 8-14)
Committed 8+ Errors in a Game	8, at Pacific (3/20/96 - L, 7-18)
Committed 9+ Errors in a Game	10, vs. Le Moyne (4/8/92 - G1 - L, 3-19)
Committed 10+ Errors in a Game	10, vs. Le Moyne (4/8/92 - G1 - L, 3-19)
Turned 3+ Double Plays in a Game	3, at Dartmouth (5/4/19 - G1 - W, 8-6)
Turned 4+ Double Plays in a Game	4, vs. Penn (4/24/11 - G2 - L, 2-10)
No Errors in 3+ Straight Games	4 games (5/3/22 - 5/8/22)
No Errors in 4+ Straight Games	4 games (5/3/22 - 5/8/22)

A CORNELL TEAM...	
Played an Extra-Inning Game	vs. Binghamton (4/20/22 - W, 10-9 - 10 inn.)
Played a Top-25 Team	at #24 Maryland (3/13/22 - L, 5-12)
Swept a Doubleheader	vs. Yale (4/2/22 - W, 2-1; W, 12-9)
Swept a 3-Game Series	at Villanova (3/22/13 - 3/24/13)
Swept a 3-Game Ivy League Series	Not on record
Swept a 4-Game Series	at Maryland Eastern Shore (3/2/12 - 3/4/12)
Swept a 4-Game Ivy League Series	vs. Penn (4/23/05 - 4/24/05)
Swept in Doubleheader	vs. Columbia (4/30/22 - L, 3-7; L, 2-5)
Swept in 3-Game Series	at James Madison (2/24/23 - 2/26/23)
Swept in 3-Game Ivy League Series	vs. Columbia (4/30/22 - 5/1/22)
Swept in 4-Game Series	at Columbia (4/18/15 - 4/19/15)
Swept in 4-Game Ivy League Series	at Columbia (4/18/15 - 4/19/15)

Bold denotes occurred during 2023 season

THE LAST TIME...

A CORNELL INDIVIDUAL...

Scored 4+ Runs in a Game	4, Sam Kaplan, vs. Dartmouth (4/23/22 - G1 - W, 12-7)
Scored 5+ Runs in a Game	5, Will Simoneit, at Towson (4/5/17 - W, 24-17)
Recorded 4+ Hits in a Game	4, Sam Kaplan, vs. Dartmouth (4/23/22 - G1 - W, 12-7)
Recorded 5+ Hits in a Game	5, Will Simoneit, at Army (4/3/19 - W, 4-1)
Recorded 6+ Hits in a Game	6, Trey Baur, at Towson (4/5/17 - W, 24-17)
Recorded 2+ Doubles in a Game	2, Max Jensen, at Princeton (4/10/22 - L, 6-10)
Recorded 3+ Doubles in a Game	3, Max Jensen, vs. Yale (4/2/22 - G2 - W, 12-9)
Recorded 2+ Triples in a Game	2, Sam Kaplan, vs. Dartmouth (4/23/22 - G1 - W, 12-7)
Recorded 3+ Triples in a Game	3, Steve Caputi, vs. Cortland (4/30/79 - W, 15-11)
Had a Multi-Home Run Game	2, Will Simoneit, vs. Penn (4/28/19 - W, 8-7)
Had a 3-Home Run Game	3, Dale Wickham, vs. Princeton (4/30/16 - W, 4-3)
Hit a Grand Slam	Ryan Ross, at Maryland (3/12/22 - L, 5-12)
Recorded 5+ RBI in a Game	5, Will Simoneit, vs. Penn (4/28/19 - W, 8-7)
Recorded 6+ RBI in a Game	6, Ellis Bitar, vs. Penn (4/21/18 - G1 - W, 10-9)
Recorded 7+ RBI in a Game	7, Adam Jacobs, at UNC Greensboro (3/20/07 - L, 12-13 - 10 inn.)
Recorded 8+ RBI in a Game	8, Ira Degenhardt, vs. Seton Hall (6/9/27 - W, 11-5)
Drew 3+ Walks in a Game	3, Ryan Ross, vs. Binghamton (4/20/22 - W, 10-9 - 10 inn.)
Drew 4+ Walks in a Game	4, Justin Taylor, at Baylor (2/23/19 - L, 3-10)
Drew 5+ Walks in a Game	5, Steve Caputi, at Hawai'i-Hilo (3/21/79 - W, 9-8)
Stole 2+ Bases in a Game	3, Ryan Porter, vs. Dartmouth (4/24/22 - L, 8-10)
Stole 3+ Bases in a Game	3, Ryan Porter, vs. Dartmouth (4/24/22 - L, 8-10)
Stole 4+ Bases in a Game	6, Tom D'Alessandro, at George Washington (3/9/14 - G2 - W, 8-1)
Stole 5+ Bases in a Game	6, Tom D'Alessandro, at George Washington (3/9/14 - G2 - W, 8-1)
Stole 6+ Bases in a Game	6, Tom D'Alessandro, at George Washington (3/9/14 - G2 - W, 8-1)
Hit by 2+ Pitches in a Game	2, Jason Apostle, vs. Columbia (4/30/22 - G2 - L, 2-5)
Hit by 3+ Pitches in a Game	3, Mickey Brodsky, vs. Harvard (4/8/08)
Recorded Walk-Off Win	Max Jensen (hit by pitch), vs. Binghamton (4/20/22 - W, 10-9 - 10 inn.)
Recorded Walk-Off Win on Batted Ball	Matt Barnhorst (sacrifice fly), vs. Yale (4/2/22 - G1 - W, 2-1)
Recorded Walk-Off Home Run	Will Simoneit (3-run), vs. Penn (4/28/19 - W, 8-7)
Recorded a 10-Game Hit Streak	11 games, Will Simoneit (2019)
Recorded a 15-Game Hit Streak	16 games, Brian Billigen (2012)
Recorded a 15-Game On-Base Streak	26 games, Adam Saks (2019)
Recorded a 20-Game On-Base Streak	26 games, Adam Saks (2019)
Recorded a 30-Game On-Base Streak	40 games, Nathan Ford (2009)
Recorded a 30-Game On-Base Streak	40 games, Nathan Ford (2009)

A CORNELL PITCHER...

Threw a 7-Inning No-Hitter	Connor Kaufmann, vs. Dartmouth (4/1/12 - W, 2-0)
Threw a 9-Inning No-Hitter	Larry Rafalski, vs. Hartwick (4/25/68 - W, 7-0)
Threw a Perfect Game	Gary Gronowski, vs. Oneonta (5/11/76 - W, 1-0) - 7-inning game
Threw a 7-Inning Complete Game	Tim Willittes, vs. Penn (4/22/17 - G1 - L, 0-5)
Threw a 7-Inning Complete Game Shutout	Brian McAfee, vs. Princeton (4/26/15 - G1 - W, 10-0)
Threw a 9-Inning Complete Game	Luke Yacinich, at Brown (5/7/22 - G1 - W, 3-0) - 111 pitches
Threw a 9-Inning Complete Game Shutout	Luke Yacinich, at Brown (5/7/22 - G1 - W, 3-0) - 111 pitches
Pitched 3+ Scoreless Innings of Relief	Kevin Cushing (4.1 IP), vs. Harvard (3/25/22 - G1 - L, 5-7) - 68 pitches
Pitched 3+ Hitless Innings of Relief	John Natoli (3.2 IP), at Columbia (3/24/19 - G1 - W, 4-3) - 50 pitches
Pitched 4+ Scoreless Innings of Relief	Kevin Cushing (4.1 IP), vs. Harvard (3/25/22 - G1 - L, 5-7) - 68 pitches
Struck out 10+ Batters	10, Justin Lewis, at Navy (3/4/17 - G2 - L, 7-8)
Struck out 11+ Batters	13, Tim Willittes, at Bucknell (3/19/16 - G2 - W, 5-2)
Struck out 12+ Batters	13, Tim Willittes, at Bucknell (3/19/16 - G2 - W, 5-2)
Struck out 13+ Batters	13, Tim Willittes, at Bucknell (3/19/16 - G2 - W, 5-2)
Struck out 14+ Batters	15, Chris Schutt, at Columbia (4/19/03)
Struck out 15+ Batters	15, Chris Schutt, at Columbia (4/19/03)

Bold denotes occurred during 2023 season

BIG RED TRENDS

CATEGORY	2023	UNDER PEPICELLI
Overall	0-3	75-123-1
Ivy League Opponents	0-0	38-65
Non-Conference Opponents	0-3	37-58-1
vs. Power 5 Opponent	0-0	2-20
vs. Non-Power 5 Opponent	0-3	35-38-1
Home	0-0	26-36-1
Away	0-3	45-83
Neutral	0-0	4-4
Day Games (before 5 p.m.)	0-3	72-117-1
Night Games (5 p.m. or later)	0-0	3-6
February	0-3	0-17
March	0-0	28-41
April	0-0	39-56-1
May	0-0	8-9
Scoring 0-2 Runs	0-1	7-59
Scoring 3-5 Runs	0-2	21-43-1
Scoring 6-9 Runs	0-0	26-20
Scoring 10-Plus Runs	0-0	21-1
Allowing 0-2 Runs	0-0	29-7
Allowing 3-5 Runs	0-0	28-26-1
Allowing 6-9 Runs	0-2	16-53
Allowing 10-Plus Runs	0-1	2-37
Leading after Six Innings	0-1	54-10
Trailing after Six Innings	0-2	17-105
Tied after Six Innings	0-0	4-8-1
Leading after Seven Innings	0-1	47-6
Trailing after Seven Innings	0-2	11-93
Tied after Seven Innings	0-0	6-6-1
Leading after Eight Innings	0-1	50-3
Trailing after Eight Innings	0-2	5-96
Tied after Eight Innings	0-0	7-6-1
Big Red with No Home Runs	0-0	36-81
Big Red Hit a Home Run	0-3	39-44-1
Hits One Home Run	0-2	26-35-1
Hits Multiple Home Runs	0-1	13-9
Big Red Are Errorless	0-0	26-30
Big Red Has an Error	0-3	49-93-1
Commits One Error	0-1	27-32-1
Commits Multiple Errors	0-2	22-61
Out-hit Opponent	0-0	58-15
Out-hit by Opponent	0-3	13-100-1
Hits are Equal	0-0	4-8
Big Red Scores First	0-2	48-40-1
Opponent Scores First	0-1	27-83
Extra-Inning Games	0-0	6-9-1
One-Run Games	0-0	21-25
Two-Run Games	0-1	13-21
Five-Plus-Run Games	0-2	17-57
Shutouts	0-0	6-15

Overall

0-3

Home

0-0

Away

0-3

Neutral

0-0

Ivy League

0-0

2023 CORNELL BATTING STATISTICS

PLAYER	AVG	GP	GS	AB	R	H	2B	3B	HR	RBI	TB	SLG%	BB	HBP	SO	GDP	OB%	SF	SH	SB	ATT
40 Nathan Waugh	.333	3	3	9	2	3	0	0	1	2	6	.667	4	0	3	0	.538	0	0	0	0
7 Max Jensen	.300	3	3	10	1	3	0	0	0	1	3	.300	2	0	1	0	.385	1	0	1	1
18 TJ Swidorski	.286	2	2	7	2	2	0	0	1	2	5	.714	0	0	2	0	.286	0	1	0	0
12 Ryan Porter	.250	3	3	12	1	3	1	0	0	0	4	.333	1	0	3	0	.308	0	0	1	1
22 Jakobi Davis	.231	3	3	13	2	3	2	0	1	2	8	.615	2	0	5	1	.333	0	0	0	1
2 Matt Barnhorst	.200	3	3	10	1	2	0	0	1	1	5	.500	0	1	2	0	.273	0	0	0	1
15 Sam Kaplan	.167	3	3	12	1	2	0	0	0	1	2	.167	1	0	5	0	.231	0	0	1	1
11 Wils Guy	.143	3	2	7	0	1	0	0	0	0	1	.143	1	0	1	0	.250	0	0	0	0
1 John Quinlan	.500	2	0	2	0	1	0	0	0	0	1	.500	0	0	0	0	.500	0	0	0	0
3 Ryan Ross	.167	2	2	6	1	1	0	0	1	3	4	.667	2	0	1	1	.375	0	0	0	0
4 Caden Wildman	.000	2	1	5	0	0	0	0	0	0	0	.000	0	0	4	0	.000	0	0	0	0
25 Beck Urofsky	.000	2	1	3	0	0	0	0	0	0	0	.000	1	1	0	0	.400	0	0	0	0
30 Joe Hollerbach	.000	1	1	2	1	0	0	0	0	0	0	.000	0	1	1	0	.333	0	0	0	0
13 Shane Russell	.000	1	0	1	0	0	0	0	0	0	0	.000	0	0	1	0	.000	0	0	0	0
TOTALS	.212	3	3	99	12	21	3	0	5	12	39	.394	14	3	29	2	.325	1	1	3	5
OPPONENTS	.287	3	3	94	27	27	4	0	3	25	40	.426	26	3	17	0	.452	1	2	10	13

2023 CORNELL PITCHING STATISTICS

PLAYER	ERA	W	L	APP	GS	CG	SHO	CBO	SV	IP	H	R	ER	BB	SO	2B	3B	HR	AB	BAA	WP	HBP	BK	SFA	SHA
32 Carson Mayfield	0.00	0	0	1	0	0	0	0	0	3.2	4	3	0	1	2	0	0	0	15	.267	0	0	0	1	1
34 Von Baker	1.59	0	0	1	1	0	0	0	0	5.2	4	1	1	3	6	1	0	0	18	.222	0	1	0	0	0
5 Chris Ellison	3.00	0	0	2	0	0	0	0	0	3.0	2	2	1	3	1	0	0	0	11	.182	0	0	0	0	0
20 Ethan Hamill	12.00	0	1	1	1	0	0	0	0	3.0	3	4	4	5	0	1	0	1	10	.300	0	1	0	0	0
28 Spencer Edwards	15.00	0	0	1	0	0	0	0	0	3.0	5	5	5	4	4	1	0	0	14	.357	0	0	0	0	0
19 Noah Keller	18.00	0	1	1	1	0	0	0	0	3.0	4	6	6	5	1	0	0	1	12	.333	0	0	0	0	0
45 August Biben	0.00	0	0	1	0	0	0	0	0	0.1	1	0	0	1	0	0	0	0	2	.500	0	1	2	0	0
25 Beck Urofsky	18.00	0	1	2	0	0	0	0	0	2.0	4	4	4	2	2	1	0	1	10	.400	0	0	0	0	0
16 Will Long	18.00	0	0	1	0	0	0	0	0	1.0	0	2	2	2	1	0	0	0	2	.000	1	0	0	0	1
Totals	8.39	0	3	3	3	0	0	0	0	24.2	27	27	23	26	17	4	0	3	94	.287	1	3	2	1	2
Opponents	4.00	3	0	3	3	0	0	0	0	27.0	21	12	12	14	29	3	0	5	99	.212	4	3	0	1	1

2023 INDIVIDUAL AND TEAM GAME HIGHS

INDIVIDUAL GAME HIGHS

BATTING

At-Bats	5, Jakobi Davis, at James Madison (2/26) 5, Ryan Porter, at James Madison (2/26)
Runs Scored	1, (12x), Last: Jakobi Davis, Max Jensen, Nathan Waugh, Matt Barnhorst, & TJ Swidorski, at James Madison (2/26)
Hits	2, Matt Barnhorst, at James Madison (2/26)
Runs Batted In	3, Ryan Ross, at James Madison (2/26)
Doubles	1, (3x), Last: Jakobi Davis, at James Madison (2/25)
Triples	—
Home Runs	1, (5x), Last: Jakobi Davis, Nathan Waugh, & Matt Barnhorst, at James Madison (2/26)
Walks Drawn	2, (2x), Last: Ryan Ross, at James Madison (2/25)
Strikeouts	4, Jakobi Davis, at James Madison (2/26)
Sacrifice Bunts	1, TJ Swidorski, at James Madison (2/26)
Sacrifice Flies	1, Max Jensen, at James Madison (2/24)
Stolen Bases	1, (3x), Last: Ryan Porter & Max Jensen, at James Madison (2/26)
Hit by Pitches	1, (3x), Last: Beck Urofsky & Matt Barnhorst, at James Madison (2/26)
Caught Stealing	1, (2x), Last: Matt Barnhorst, at James Madison (2/26)

PITCHING

Innings Pitched	5.2, Von Baker, at James Madison (2/26)
Runs Allowed	6, Noah Keller, at James Madison (2/24)
Earned Runs	6, Noah Keller, at James Madison (2/24)
Walks Issued	5, (2x), Last: Ethan Hamill, at James Madison (2/25)
Strikeouts	6, Von Baker, at James Madison (2/26)
Hits Allowed	5, Spencer Edwards, at James Madison (2/25)
Doubles Allowed	1, (4x), Last: Beck Urofsky, at James Madison (2/26)
Triples Allowed	—
Home Runs Allowed	1, (3x), Last: Beck Urofsky, at James Madison (2/26)
Wild Pitches	1, Will Long, at James Madison (2/24)
Hit Batsmen	1, (3x), Last: Von Baker, at James Madison (2/26)

FIELDING

Putouts	8, Max Jensen, at James Madison (2/24)
Assists	4, Joe Hollerbach, at James Madison (2/24)
Errors	1, (7x), Last: Ryan Porter, at James Madison (2/24)
Passed Balls	—

TEAM GAME HIGHS

BATTING

At-Bats	34, at James Madison (2/25)
Runs Scored	5, (2x), Last: at James Madison (2/26)
Hits	7, (3x), Last: at James Madison (2/26)
Runs Batted In	5, (2x), Last: at James Madison (2/26)
Doubles	2, at James Madison (2/24)
Triples	—
Home Runs	3, at James Madison (2/26)
Walks Drawn	6, at James Madison (2/24)
Strikeouts	13, at James Madison (2/26)
Sacrifice Bunts	1, at James Madison (2/26)
Sacrifice Flies	1, at James Madison (2/24)
Stolen Bases	2, at James Madison (2/26)
Hit by Pitches	2, at James Madison (2/26)
Caught Stealing	1, (2x), Last: at James Madison (2/26)
Hit into Double Plays	1, (2x), Last: at James Madison (2/25)
Runners Left on Base	10, at James Madison (2/25)





PITCHING

Innings Pitched	8.2, at James Madison (2/26)
Runs Allowed	11, at James Madison (2/24)
Earned Runs	9, at James Madison (2/25)
Walks Issued	10, at James Madison (2/25)
Strikeouts	7, at James Madison (2/26)
Hits Allowed	9, (3x), Last: at James Madison (2/26)
Doubles Allowed	2, (2x), Last: at James Madison (2/26)
Triples Allowed	—
Home Runs Allowed	1, (3x), Last: at James Madison (2/26)
Wild Pitches	1, at James Madison (2/24)
Hit Batsmen	1, (3x), Last: at James Madison (2/26)





FIELDING

Putouts	26, at James Madison (2/26)
Assists	11, at James Madison (2/24)
Errors	4, at James Madison (2/24)
Passed Balls	—
Double Plays Turned	—






































2023 GAME-BY-GAME BATTING STATISTICS

DATE	OPPONENT	AB	R	H	RBI	2B	3B	HR	TB	BB	IBB	SB	CS	HBP	SAC	SF	GDP	SO	PO	A	E	LOB	AVG
2/24	 at James Madison	33	5	7	5	2	0	1	9	6	0	1	0	1	0	1	1	8	24	11	4	9	.212
2/25	 at James Madison	34	2	7	2	1	0	1	11	5	0	0	1	0	0	0	1	8	24	8	2	10	.206
2/26	 at James Madison	32	5	7	5	0	0	3	11	3	0	2	1	2	1	0	0	13	26	7	1	6	.212
	TOTALS	99	12	21	12	3	0	5	31	14	0	3	2	3	1	1	2	29	74	26	7	25	

2023 GAME-BY-GAME PITCHING STATISTICS

DATE	OPPONENT	IP	H	R	ER	BB	SO	2B	3B	HR	WP	BK	HBP	DP	IBB	SCORE	W	L	SV	ERA	WHIP	BB/9	SO/9
2/24	 at James Madison	8.0	9	11	8	9	4	0	0	1	1	2	1	0	0	5-11	0	1	0	9.00	2.25	10.13	4.50
2/25	 at James Madison	8.0	9	9	9	10	6	2	0	1	0	0	1	0	0	2-9	0	2	0	10.13	2.31	10.69	5.63
2/26	 at James Madison	8.2	9	7	6	7	7	2	0	1	0	0	1	0	0	5-7	0	3	0	8.39	2.15	9.49	6.20
	TOTALS	24.2	27	27	23	26	17	4	0	3	1	2	3	0	0	12-27	0	3	0				

GAME-BY-GAME INFORMATION

DATE	OPPONENT	TIME/ RESULT	CORNELL				OPPONENTS										Win	Loss	Save	TIME	ATT
			R	H	E	LOB	R	H	E	LOB	REC	IVY	POS								
2/24	 at James Madison	L, 5-11	5	7	4	9	11	9	2	9	0-1	—	—	Scully (1-0)	Keller (0-1)	◀ —				2:53	413
2/25	 at James Madison	L, 2-9	2	7	2	10	9	9	2	8	0-2	—	—	Murphy (1-0)	Hamill (0-1)	◀ —				2:50	188
2/26	 at James Madison	L, 5-7	5	7	1	6	7	9	0	7	0-3	—	—	Kleinfelter (1-0)	Urofsky (0-1)	◀ —				2:46	473
3/3	 vs. Ball State	10 a.m.																			
3/4	 vs. Purdue Fort Wayne	10 a.m.																			
3/5	 at Wake Forest	1 p.m.																			
3/10	 at VCU	3 p.m.																			
3/11	 at VCU	2 p.m.																			
3/12	 at VCU	1 p.m.																			
3/18	 at George Mason	12 p.m.																			
3/18	 at George Mason	3 p.m.																			
3/19	 at George Mason	1 p.m.																			
3/25	 at Yale	11:30 a.m.																			
3/25	 at Yale	2:30 p.m.																			
3/26	 at Yale	12 p.m.																			
4/1	 at Columbia	11:30 a.m.																			
4/1	 at Columbia	2:30 p.m.																			
4/2	 at Columbia	12 p.m.																			
4/4	 ITHACA	3:30 p.m.																			
4/8	 BROWN	11:30 a.m.																			
4/8	 BROWN	2:30 p.m.																			
4/9	 BROWN	12 p.m.																			
4/11	 at Binghamton	6:30 p.m.																			
4/15	 at Harvard	11:30 a.m.																			
4/15	 at Harvard	2:30 p.m.																			
4/16	 at Harvard	12 p.m.																			
4/18	 BINGHAMTON	3:30 p.m.																			
4/22	 PRINCETON	11:30 a.m.																			
4/22	 PRINCETON	2:30 p.m.																			
4/23	 PRINCETON	12 p.m.																			
4/28	 PENN	11:30 a.m.																			
4/29	 PENN	2:30 p.m.																			
4/29	 PENN	12 p.m.																			
5/2	 at Binghamton	6:30 p.m.																			
5/6	 at Dartmouth	11:30 a.m.																			
5/6	 at Dartmouth	2:30 p.m.																			
5/7	 at Dartmouth	12 p.m.																			

2023 CORNELL BASEBALL TV / PHOTO ROSTER



1
JOHN QUINLAN
C/OF | R/R | So. | 5'9" | 180
Rancho Santa Margarita, Calif.



2
MATT BARNHORST
INF/OF | R/R | Jr. | 6'0" | 195
Ponte Vedra Beach, Fla.



3
RYAN ROSS
INF | R/R | Sr. | 6'0" | 195
Elmhurst, Ill.



4
CADEN WILDMAN
OF | R/R | Fr. | 6'3" | 215
Woodbury, Minn.



5
CHRIS ELLISON
RHP | R/R | So. | 6'0" | 190
Howell, N.J.



6
KYLE MUSSER
OF | R/R | So. | 5'10" | 182
Lititz, Pa.



7
MAX JENSEN
INF | L/R | So. | 6'2" | 190
Burke, Va.



8
FRANCO ALONSO
INF | R/R | Sr. | 6'2" | 195
Pasadena, Calif.



9
STORY KIMURA
RHP | R/R | Jr. | 6'0" | 175
Dallas, Texas



11
WILS GUY
OF | R/R | Sr. | 5'10" | 165
San Luis Obispo, Calif.



12
RYAN PORTER
INF | R/R | So. | 6'0" | 185
Houston, Texas



13
SHANE RUSSELL
1B | R/R | Sr. | 6'2" | 220
Matthews, N.C.



15
SAM KAPLAN
OF | R/R | Sr. | 6'1" | 210
Las Vegas, Nev.



16
WILL LONG
RHP | R/R | So. | 6'0" | 170
Great Falls, Va.



17
WILLIAM STEPHENS
RHP | R/R | Jr. | 6'2" | 205
Stone Mountain, Ga.



18
TJ SWIDORSKI
INF | R/R | Fr. | 6'0" | 185
Woodbury, Minn.



19
NOAH KELLER
LHP | L/L | Fr. | 6'1" | 210
Goodrich, Mich.



20
ETHAN HAMILL
RHP | R/R | Fr. | 6'3" | 200
Chester, Va.



21
ELIJAH DIAZ
OF | L/L | Sr. | 5'8" | 181
Bronx, N.Y.



22
JAKOBI DAVIS
OF | L/L | So. | 6'4" | 210
Sarasota, Fla.



23
BRADEN MACK
C/RHP | R/R | Jr. | 6'2" | 210
Woodbridge, Va.



25
BECK UROFSKY
INF/RHP | R/R | Fr. | 6'4" | 225
Silver Spring, Md.



26
TOM CLANCY
RHP | R/R | So. | 6'1" | 190
Westfield, N.J.



28
SPENCER EDWARDS
LHP | L/L | Sr. | 6'3" | 190
Rancho Santa Margarita, Calif.



30
JOE HOLLERBACH
INF | R/R | Sr. | 6'3" | 215
Orinda, Calif.



31
JOHN GERFEN
LHP | R/L | Fr. | 6'0" | 195
Brewster, N.Y.



32
CARSON MAYFIELD
RHP | R/R | Fr. | 6'5" | 200
Annandale, Va.



34
VON BAKER
RHP | R/R | Jr. | 6'7" | 235
St. Johnsville, N.Y.



36
MATTHEW WALTERS
OF/RHP | R/R | Fr. | 5'11" | 195
Granbury, Texas



37
WILLIAM JAUN
1B/LHP | L/L | So. | 6'3" | 225
Loveland, Ohio



40
NATHAN WAUGH
C | R/R | Jr. | 6'5" | 230
Placentia, Calif.



42
JOSH SHEA
RHP | R/R | Fr. | 5'11" | 175
Cortlandt Manor, N.Y.



45
AUGUST BIBEN
RHP | R/R | Sr. | 6'0" | 230
New York, N.Y.



24
DAN PEPICELLI
Head Coach
8th Season



14
TOM FORD
Associate Head Coach
15th Season



27
JOHN TOPPA
Assistant Coach
2nd Season



44
JUSTIN DEVOID
Volunteer Assistant Coach
1st Season