



MEN'S HOCKEY GAME NOTES

LYNAH RINK ▶ 536 CAMPUS ROAD, ITHACA, N.Y. 14853

CORNELLBIGRED.COM ▶ @CORNELLMHOCKEY ▶ @CORNELLSPORTS ▶ @ECACHOCKEY ▶ @IVYLEAGUE ▶ #YELLCORNELL



COLGATE

RECORD: 13-13-2 • 10-6-0 ECAC
USCHO: RV • USA TODAY: RV

FRI., FEB. 10, 2023 • 7:00 P.M. • LYNNAH RINK

GAME NO. 24 | TV: ESPN+ | RADIO: WHCU (870 AM, 97.7 FM)
165TH ALL-TIME MEETING • CORNELL LEADS, 87-61-16 (MORE INFO PG. 7)

CORNELL

RECORD: 15-7-1 • 12-4-0 ECAC
USCHO: 11 • USA TODAY: 11



CORNELL

RECORD: 15-7-1 • 12-4-0 ECAC
USCHO: 11 • USA TODAY: 11

SAT., FEB. 11, 2023 • 7:30 P.M. • CLASS OF 1965 ARENA

GAME NO. 25 | TV: ESPN+ | RADIO: WHCU (870 AM, 97.7 FM)
166TH ALL-TIME MEETING • CORNELL LEADS, 87-61-16 (MORE INFO PG. 7)

COLGATE

RECORD: 13-13-2 • 10-6-0 ECAC
USCHO: RV • USA TODAY: RV



2022-23 SCHEDULE

DATE	OPPONENT	TV	TIME/SCORE
OCTOBER (0-2-0)			
10/15	OTTAWA (EXH.)	ESPN+	W, 5-1
10/20	GUELPH (EXH.)	ESPN+	W, 8-1
10/28	AT #19 MINN. DULUTH	NCHC.tv	L, 2-3
10/29	AT #19 MINN. DULUTH	NCHC.tv	L, 2-4
NOVEMBER (6-2-0, 4-2-0 ECAC)			
11/4	AT PRINCETON*	ESPN+	W, 3-1
11/5	AT #7 QUINNIPIAC*	ESPN+	L, 0-2
11/11	AT ST. LAWRENCE*	ESPN+	W, 5-1
11/12	AT CLARKSON*	ESPN+	L, 1-4
11/18	YALE*	ESPN+	W, 5-2
11/19	BROWN*	ESPN+	W, 5-1
11/22	SHU SACRED HEART	ESPN+	W, 2-1
THE FROZEN APPLE (NEW YORK, N.Y.)			
11/26	VS. #6 UCONN	ESPN+	W, 6-0
DECEMBER (2-1-1, 1-1-0 ECAC)			
12/2	#7 HARVARD*	ESPN+	L, 1-2 (OT)
12/3	DARTMOUTH*	ESPN+	W, 1-0
12/29	AIC	ESPN+	W, 8-4
12/30	AIC	ESPN+	T, 3-3 (SOW)
JANUARY (5-2-0, 5-1-0 ECAC)			
1/6	AT UNION*	ESPN+	W, 6-1
1/7	RPI AT RPI*	ESPN+	W, 6-4
1/14	BU AT #7 BOSTON UNIV.	ESPN+	L, 3-4
1/20	#1 QUINNIPIAC*	ESPN+	W, 4-0
1/21	PRINCETON*	ESPN+	W, 3-2
1/27	AT DARTMOUTH*	ESPN+	W, 3-2
1/28	AT #10 HARVARD*	ESPN+	L, 2-6
FEBRUARY (2-0-0, 2-0-0 ECAC)			
2/3	RPI RPI*	ESPN+	W, 3-1
2/4	UNION*	ESPN+	W, 10-1
2/10	COLGATE*	ESPN+	7 P.M.
2/11	AT COLGATE*	ESPN+	7:30 P.M.
2/17	CLARKSON*	ESPN+	7 P.M.
2/18	ST. LAWRENCE*	ESPN+	7 P.M.
2/24	AT BROWN*	ESPN+	7 P.M.
2/25	AT YALE*	ESPN+	7 P.M.
MARCH			
ECAC HOCKEY CHAMPIONSHIPS (CAMPUS SITES)			
3/4	FIRST ROUND		TBD
3/10 - 3/12	QUARTERFINALS		TBD
ECAC HOCKEY CHAMPIONSHIPS (LAKE PLACID, N.Y.)			
3/17	SEMIFINALS		TBD
3/18	CHAMPIONSHIP		7:30 p.m.

* - Denotes ECAC Hockey contest
Bold Red CAPS denotes home game
All game times Eastern, subject to change

PUCK DROP

The No. 11-ranked Cornell men's hockey team squares off against its Central New York rival Colgate in a home-and-home series this weekend. Cornell will host the series opener on Friday at 7 p.m. before the series shifts to the Class of 1965 Arena in Hamilton, N.Y., for a 7:30 p.m. puck drop on Saturday.

WEEKEND REWIND

Cornell recorded its fourth ECAC weekend sweep of the season after outscoring RPI and Union by a combined score of 13-2. The Big Red defeated RPI, 3-1, before defeating Union, 10-1, to ensure the sweep. The nine-goal margin of victory against Union last Saturday was the program's largest since defeating Dartmouth, 12-2, 45 years to the date (Feb. 4, 1978) also at Lynah Rink. Senior defensemen **SAM MALINSKI** (3-2—5) and **TRAVIS MITCHELL** (2-3—5) each had five-point weekends for the Big Red, while senior forward **MAX ANDREEV** (1-3—4) and junior forward **GABRIEL SEGER** (0-4—4) each chipped in four points apiece.

WEEKLY AWARDS

Senior defenseman **SAM MALINSKI** and freshman **DALTON BANCROFT** were each honored by ECAC Hockey with weekly awards on Monday morning following their performances last weekend. Malinski was selected the conference's Defender of the Week for the second time in three weeks following his five-point weekend. In the 10-1 win over Union, Malinski had a career-high four points — highlighted by his first collegiate multi-goal game. Bancroft was named Rookie of the Week for the third time this season, and receiving his fourth overall weekly honor after being named Player of the Week on Nov. 28 following his hat trick at Madison Square Garden against UConn at The Frozen Apple.

SAM THE MAN

Senior defenseman **SAM MALINSKI**, who also was named ECAC Hockey's Defender of the Month on Wednesday, enters the weekend on a career-long 10-game point streak. Malinski had 14 points (4-10—14) over seven games in January while increasing his point streak to 10 games, which is tied with **MATT MOULSON** for the second-longest by a Cornell player in the **MIKE SCHAFER** era. With a point Friday, Malinski would match teammate **MATT STIENBURG**'s record for the longest point streak in the Schaffer era (11 games). Since 1990-91, Malinski's point streak is tied for the fourth-longest by a Big Red player. **DOUG DERRAUGH**, who opened the 1990-91 campaign with points in his first 20 games, **RYAN HUGHES** (19 games in 1990-91), and Stienburg had longer streaks. Among active point streaks, Malinski currently has the third-longest streak, trailing Colgate's Alex Young, who has points in his 12 games, and Boston University freshman defenseman Lane Hutson, who has an 11-game streak.

CORNELL HISTORY

LONGEST POINT STREAKS
Mike Schafer Era (Since 1995-96)

PLAYER	SEASON	GAMES	G	A	PTS
Matt Stienburg	2021-22	11	8	11	19
Matt Moulson	2005-06	10	6	7	13
Sam Malinski	2022-23	10	6	14	20
Kyle Knopp	1996-97	9	7	5	12
Matt Moulson	2003-04	9	7	6	13
Mike Knoepfli	2004-05	9	6	7	13
Topher Scott	2006-07	9	3	9	12

NCAA LEADERS

LONGEST ACTIVE POINT STREAKS
This Season (According to CollegeHockeyNews.com)

PLAYER	GAMES	G	A	PTS
C Alex Young	12	12	5	17
BU Lane Hutson	11	3	16	19
C Sam Malinski	10	7	13	20
M Adam Fantilli	8	6	13	19
C Cade Mason	8	2	12	14
C Matthew Wood	8	4	8	12

2022-23 CORNELL MEN'S HOCKEY ROSTER

NO	NAME (Pronunciation)	POS	YR	HT	WT	S/C	HOMETOWN	LAST TEAM	NHL
2	Peter Muzyka (<i>mew-ZEE-kuh</i>)	D	6-3	194	Sr.	L	Toronto, Ontario	New Mexico Ice Wolves (NAHL)	
3	Jack O'Brien	D	6-0	170	Fr.	L	White Rock, British Columbia	Nanaimo Clippers (BCHL)	
4	Hank Kempf (<i>KEHM-ph</i>)	D	6-2	200	So.	L	Wilmette, Ill.	Muskegon Lumberjacks (USHL)	NYR '21
5	Sebastian Dirven	D	6-3	205	Sr.	L	Bainsville, Ontario	Central Illinois Flying Aces (USHL)	
7	Jimmy Rayhill	D	5-9	175	So.	R	New Hartford, N.Y.	Odessa Jackalopes (NAHL)	
8	Jack Lagerstrom (<i>LAH-gher-strum</i>)	D	6-2	177	Jr.	R	Edina, Minn.	Tri-City Storm (USHL)	
9	Jack O'Leary	F	5-7	162	Jr.	R	St. James, N.Y.	Cedar Rapids RoughRiders (USHL)	
10	Travis Mitchell C	D	6-3	207	Sr.	L	South Lyon, Mich.	Omaha Lancers (USHL)	
11	Sean Donaldson	F	5-11	180	Fr.	L	Vancouver, British Columbia	Nanaimo Clippers (BCHL)	
12	Tim Rego (<i>REE-go</i>)	D	6-0	172	Jr.	R	Mansfield, Mass.	Brooks Bandits (AJHL)	
13	Jack Malone	F	6-1	193	Sr.	R	Madison, N.J.	Youngstown Phantoms (USHL)	VAN '19
15	Max Andreev A (<i>on-DRAY-ev</i>)	F	6-0	182	Sr.	L	Moscow, Russia	Central Illinois Flying Aces (USHL)	
16	Gabriel Seger (<i>SEE-gher</i>)	F	6-4	210	Jr.	L	Uppsala, Sweden	Union College (ECAC)	
17	Dalton Bancroft	F	6-3	200	Fr.	R	Madoc, Ontario	Trenton Golden Hawks (OJHL)	
18	Kyler Kovich	F	6-2	182	So.	L	Coquitlam, British Columbia	Tri-City Storm (USHL)	
19	Sullivan Mack	F	6-1	189	So.	L	Anchorage, Alaska	Salmon Arm Silverbacks (BCHL)	
20	Matt Stienburg A (<i>STINE-burg</i>)	F	6-2	195	Sr.	R	Halifax, Nova Scotia	St. Andrew's College (CISAA)	COL '19
21	Zach Tupker	F	6-1	197	Sr.	L	Collingwood, Ontario	Carleton Place Canadians (CCHL)	
22	Kyle Penney	F	6-1	204	Jr.	L	Lawrencetown, Nova Scotia	Chilliwack Chiefs (BCHL)	
23	Winter Wallace	F	6-3	215	Fr.	R	Boulder, Colo.	Youngstown Phantoms (USHL)	
24	Sam Malinski C (<i>muh-lin-skee</i>)	D	5-11	189	Sr.	R	Lakeville, Minn.	Bismarck Bobcats (NAHL)	
26	Ondrej Psenicka (<i>ON-dray zeh-NEET-skuh</i>)	F	6-6	211	So.	L	Praha, Czechia	Waterloo Black Hawks (USHL)	
27	Michael Suda (<i>SOO-duh</i>)	D	6-1	180	So.	L	Cheektowaga, N.Y.	Fargo Force (USHL)	
28	Nick DeSantis (<i>dih-san-TISS</i>)	F	5-9	155	Fr.	R	Collegeville, Pa.	Madison Capitols (USHL)	
29	Ben Berard	F	6-0	191	Sr.	L	Duncan, British Columbia	Powell River Kings (BCHL)	
30	Ian Shane	G	6-0	167	So.	L	Manhattan Beach, Calif.	Bismarck Bobcats (NAHL)	
33	Remington Keopple (<i>KEH-pull</i>)	G	6-2	190	Fr.	L	New Richmond, Wis.	Des Moines Buccaneers (USHL)	
34	Ryan McInchak (<i>mick-IN-chack</i>)	G	6-0	175	Jr.	L	Trenton, Mich.	American International College (AHA)	


















COACHING STAFF

Head Coach:	Mike Schafer (<i>SHAY-fur</i>)
Associate Head Coach:	Ben Syer (<i>SIGH-er</i>)
Assistant Coach:	Sean Flanagan
Volunteer Ast. Coach:	Mitch Stephens
Director of Hockey Ops:	Ben Russell
Athletic Trainer:	Ed Kelly
Equipment Manager:	Sean Schmidt

ROSTER BREAKDOWN BY CLASS

<u>FRESHMAN (6)</u>	<u>SOPHOMORE (7)</u>	<u>JUNIOR (6)</u>	<u>SENIOR (9)</u>
3 O'Brien	4 Kempf	8 Lagerstrom	2 Muzyka
11 Donaldson	6 Kovich	9 O'Leary	5 Dirven
17 Bancroft	7 Rayhill	12 Rego	10 Mitchell
23 Wallace	19 Mack	16 Seger	13 Malone
28 DeSantis	26 Psenicka	22 Penney	15 Andreev
33 Keopple	27 Suda	34 McInchak	20 Stienburg
	30 Shane		21 Tupker
			24 Malinski
			29 Berard

ROSTER BREAKDOWN BY STATE / PROVINCE / COUNTRY

 British Columbia	4	 Alaska	1	 New Jersey	1
 Ontario	4	 California	1	 Pennsylvania	1
 New York	3	 Colorado	1	 Russia	1
 Michigan	2	 Czechia	1	 Sweden	1
 Minnesota	2	 Illinois	1	 Wisconsin	1
 Nova Scotia	2	 Massachusetts	1		

CORNELL QUICK FACTS

GENERAL INFORMATION

Location	Ithaca, N.Y.
Enrollment (2021 Undergraduate)	15,503
Founded	1865
Nickname	Big Red
School Colors	Carnelian Red (Pantone 187) and White
Conference	Ivy League / ECAC Hockey
President	Martha E. Pollack
Meakam*Smith Director of Athletics	Dr. Nicki Moore
Athletics Website	CornellBigRed.com
Ticket Office Phone	607.255.4247
Ticket Office Website	BigRedTix.com

HISTORY

Seasons of Hockey	106th
First Season	1900-01
All-Time Record (Win %)	1203-752-153 (.607)
Cleary Cup (Regular-Season Titles) (last)	11 (2020)
Whitelaw Cup (ECAC Championships) (last)	12 (2010)
NCAA Tournament Appearances (last)	22 (2019)
Most Consecutive NCAA Appearances	4 (1967-70)
Frozen Four Appearances (last)	8 (2003)
National Championships	2 (1967, 1970)
NCAA Tournament Record (Win %)	19-25 (.432)

LYNAH RINK

Year Opened (Seasons)	1957
Capacity	4,267
All-Time Record (Win %)	599-227-70 (.708)
Under Mike Schafer (Win %)	270-102-45 (.701)

COACHING STAFF

Head Coach	Mike Schafer (Cornell '86)
Record at Cornell	514-278-104 (.632)
Overall Record	Same as above
Associate Head Coach	Ben Syer (Western Ontario '98)
Assistant Coach	Sean Flanagan (St. Lawrence '10)
Volunteer Assistant	Mitch Stephens (Geneseo '07)
Director of Hockey Operations	Ben Russell (Cornell '20)

2021-22 REVIEW

Overall Record	18-10-4
ECAC Hockey Record (Finish)	12-6-4 (4th)
Home Record	9-4-3
Road Record	8-6-1
Neutral Record	1-0-0
ECAC Hockey Championship	No. 4 seed / Quarterfinals
	Lost to Colgate in best-of-three series (2-1)
NCAA Tournament	Not selected
USCHO.com Poll Ranking (final)	Not ranked / RV
USA Today Poll Ranking (final)	Not ranked

2022-23 TEAM INFORMATION

Returners / Lost	20 / 10
Newcomers	8
Fr / So / Jr / Sr	6 / 7 / 6 / 9

COMMUNICATIONS



Jeremy Hartigan	
Associate Director of Athletics for Communications	
Marshall Haim	
Assistant Director of Athletic Communications (MIH)	
Phone	716.465.4945
Email	mh2348@cornell.edu
Matthew Jensen	
Assistant Director of Athletic Communications	
Aaron Kelly	
Communications Coordinator	

Mailing Address	Cornell University Athletics
	Teagle Hall, 512 Campus Road, Ithaca, N.Y., 14853
Twitter / Instagram	@CornellSports
Facebook	/CornellSports



#YELLCORNELL

TALE OF THE TAPE


as of 2/8/23


		
Overall Record	15-7-1	13-13-2
60-Minute Record	15-6-2	10-11-7
Overtime Record	0-1-1	3-2-2
Shootout Record	1-0	1-1
Team Offense	3.65	2.82
National Rank	6th	27th
Conf. Offense	3.63	3.44
Conf. Rank	3rd	4th
Team Defense	2.13	2.46
National Rank	3rd	14th
Conf. Defense	1.88	2.50
Conf. Rank	2nd	4th
Power Play Pct.	32.5%	21.1%
National Rank	1st	24th
Conf. Power Play Pct.	40.7%	24.2%
Conf. Rank	1st	2nd
Penalty Kill Pct.	82.7%	84.2%
National Rank	16th	12th
Conf. PK Pct.	78.6%	81.1%
Conf. Rank	9th	4th


Faceoff Percentages


	CORNELL (53.7%; 7th)	W	L	PCT
16	Gabriel Seger	207	124	62.5
21	Zach Tupker	207	156	57.0
15	Max Andreev	170	174	49.4
22	Kyle Penney	39	45	46.4
13	Jack Malone	59	73	44.7
	COLGATE (49.4%; 32nd)	W	L	PCT
28	Alex DiPaolo	239	185	56.4
13	Matt Verboon	62	49	55.9
21	Alex Young	124	111	52.8
19	Ryan McGuire	195	225	46.4
12	Colton Young	87	131	39.9

'SPECIAL' IN SPECIAL TEAMS


 In last Saturday's win over Union, Cornell scored six power-play goals, which was one off from tying the program record initially established on Nov. 18, 1977, against York.

 Of the six goals scored, five came in the first period, establishing a program record for the most power-play goals in a single period. Cornell previously had scored four power-play goals in a single period on four occasions, most recently on Feb. 8, 2003, against Vermont.


 Thanks for going 6-of-7 with the man advantage on Saturday, Cornell now boasts the nation's top power play with a 32.5 conversion rate (25-of-77). The Big Red are one of three teams nationally to have scored on at least 30 percent of its power plays, joined by North Dakota (32.4 percent) and UMass (30.0 percent).


 The Big Red has recorded a power-play goal in eight of its last 10 games while converting at a 47.2 percent clip during the span (17-of-36).

THAT WAS FAST...

 Freshman forward **DALTON BANCROFT**, sophomore forward **ONDREJ PSENICKA**, and fellow freshman forward **NICK DESANTIS** combined to score three goals in 23 seconds against Union last Saturday. The 23-second span is the quickest Cornell has scored three goals in the program's modern era, which dates back to the 1957-58 season.






 The previous record was accomplished in 24 seconds against Princeton on Feb. 28, 1976. **FRED TOMCZYK** had his tally bookended by goals from **MARK TRIVETT** in an 8-2 win over the Tigers.

 Cornell also scored four times in a 54-second span, which marked the first time on record in modern era (since 1957) that the Big Red scored four times in less than a minute. The previous record was 1:34 against Penn in a 13-1 win on March 4, 1961. **RUDY MATEKA** (16:34), **BOB MYERS** (17:28), **WEBB NICHOLS** (17:46), and Myers (18:08) were the goal scorers in the stretch.

 To put the record into perspective, the National Hockey League record for the quickest four goals scored by one team was done by the Boston Bruins against the New York Rangers on Jan. 21, 1945 in 1:20 (Bill Thoms — 6:34, Frank Mario — 7:08 and 7:27, and Ken Smith — 7:54).





CORNELL RECORD BOOK

MOST POWER-PLAY GOALS IN A PERIOD
Cornell Program History

OPPONENT	DATE	PPG	PERIOD
 Union	2/4/22	5	1st
 Guelph	1/2/71	4	2nd
 York	11/18/77	4	2nd
 Maine	1/26/80	4	3rd
 Vermont	2/8/03	4	2nd

NCAA LEADERS

TOP POWER PLAY PERCENTAGES
This Season (as of 2/8/23)

SCHOOL	PPG	PPA	PK%
 Cornell	25	77	32.5%
 North Dakota	36	111	32.4%
 UMass	21	70	30.0%
 Omaha	25	93	26.9%
 Minnesota State	32	122	26.2%

TOP-20 RANKINGS

DCU / USCHO.com Poll (as of 2/6/23)
 Bold denotes Cornell opponent in 2022-23

TEAM	Record	Last	Pts
1. Minnesota (36)	20-7-1	1	982
2. Quinnipiac (6)	22-3-3	2	928
3. Boston Univ. (8)	20-6-0	3	914
4. Denver	21-7-0	4	848
5. Michigan	18-9-1	6	823
6. St. Cloud State	18-8-2	5	713
7. Ohio State	17-10-1	7	638
8. Penn State	19-10-1	9	626
9. Western Michigan	19-10-1	10	619
10. Harvard	15-6-1	8	558
11. Cornell	15-7-1	11	505
12. Michigan Tech	20-7-4	12	472
13. UConn	17-8-3	14	409
14. Minnesota State	19-10-1	13	370
15. Michigan State	15-13-2	17	281
16. Omaha	14-10-2	19	164
17. UMass Lowell	15-10-2	16	121
18. RIT	19-8-1	18	117
19. Merrimack	16-12-1	15	101
20. Alaska	15-9-2	RV	95
Northeastern	13-10-3	RV	

Receiving votes: Notre Dame (37), North Dakota (29), Providence (23), Boston College (10), Sacred Heart (9), AIC (6), Bemidji State (3), Minnesota Duluth (3), Colgate (1)

USA Today/USA Hockey Magazine Poll (as of 2/6/23)
 Bold denotes Cornell opponent in 2022-23

TEAM	Record	Last	Pts
1. Minnesota (31)	20-7-1	1	677
2. Quinnipiac	22-3-3	2	630
3. Boston Univ. (3)	20-6-0	3	613
4. Denver	21-7-0	4	578
5. Michigan	18-9-1	6	548
6. St. Cloud State	18-8-2	5	479
7. Ohio State	17-10-1	7	455
8. Penn State	19-10-1	9	445
9. Western Michigan	19-10-1	10	418
10. Harvard	15-6-1	8	386
11. Cornell	15-7-1	11	334
12. Michigan Tech	20-7-4	12	332
13. Minnesota State	19-10-1	13	241
14. UConn	17-8-3	14	240
15. Michigan State	15-13-2	19	212
16. Omaha	14-10-2	16	130
17. Northeastern	13-10-3	20	89
18. RIT	19-8-1	RV	69
19. Merrimack	16-12-1	18	68
20. UMass Lowell	15-10-2	15	61

Receiving votes: Alaska (52), Notre Dame (30), North Dakota (24), UMass (10), Boston College (7), Providence (7), Bemidji State (4), Colgate (1)

LYNAH FAITHFUL

Cornell is in the midst of playing five of six games at the friendly confines of Lynah Rink, and history has shown playing in front of the Lynah Faithful has favored the Big Red.

Since **MIKE SCHAFER** '86 took over as head coach prior to the 1995-96 season, the Big Red has a 270-102-45 record at Lynah Rink (.701).

Per data compiled from CollegeHockeyNews.com's database, Cornell boasts the sixth-highest home win percentage since Schafer took over as head coach. Only Michigan (.753), Quinnipiac (.726), North Dakota (.723), Boston College (.708), and Denver (.706) have higher win percentages.

Cornell has been a hostile place to play since the beginning of the 2016-17 season as the Big Red's .787 win percentage at home (56-13-6) is second behind Minnesota State (.842).

Should Cornell win at home on Friday, Cornell would record its 600th victory at Lynah Rink.

RANKING IN THE TOP 10

Cornell is one of four programs currently ranking in the top 10 in both scoring offense and scoring defense.

Offensively, the Big Red has the sixth-most goals per game this season, scoring at a 3.65 clip. Western Michigan (4.17), Boston University (4.11), Michigan (4.11), Minnesota (4.11), and Quinnipiac (3.89) are those ahead of Cornell.

The Big Red's 2.13 goals allowed per game ranks third in the nation, trailing Quinnipiac (1.79) and Michigan Tech (2.00).

NONE SHALL PASS...

Cornell enters this weekend boasting one of the nation's top scoring defenses. The Big Red has yielded 49 goals allowed so far this year, the fewest allowed by a Division I program.

The Big Red's 2.13 goals allowed per game ranks third nationally and is second in ECAC Hockey (Quinnipiac — 1.79).

Historically, Cornell has boasted one of the stingiest defensive units in Division I hockey. The Big Red has ranked in the top 10 in scoring defense in the five seasons of competition.

Since the 2016-17 season, Cornell has yielded 372 goals against which stands as the fewest by a Division I team in the span. Harvard, the Big Red's bitter ECAC Hockey and Ivy League rival, is second in the category with 464 goals allowed.

The Big Red's 1.99 goals allowed per game average in the timeframe ranks second, only behind Minnesota State (1.84).

SHANE'S WORLD

Sophomore goaltender **IAN SHANE** has been strong between the pipes for Cornell so far this year, posting a 1.85 goals-against average, which ranks fourth nationally.

Shane is up for two award nominations, as he was named to the Mike Richter Award watch list on Jan. 12, and is Cornell's lone nominee for this year's Hobey Baker Memorial Award.

He is the first Cornell goaltender to be named to the Richter Award watch list in consecutive seasons since Michael Galajda in 2018-19 and 2019-20.

Over his last 15 games, he is 11-3-1 with a 1.83 goals-against average and .909 save percentage (270 saves on 297 shots).

During the stretch, Shane has recorded all three of his shutouts on the season, two of which came against opponents ranked that were ranked in the top 10 of the USCHO.com poll.

Shane is one of three active Division I goaltenders with a pair of shutouts over top-10 opponents this season, joining Wisconsin's Jared Moe and St. Cloud State's Jaxon Castor.

NCAA LEADERS

HIGHEST DIVISION I HOME WIN PERCENTAGE
 Since 1995-96 Season (as of 2/8/23)

School	W	L	T	W%
Michigan	376	112	34	.753
Quinnipiac	299	101	39	.726
North Dakota	379	128	55	.723
Boston College	301	112	41	.708
Denver	374	143	45	.706
Cornell	270	102	45	.701
Minnesota	372	155	49	.688
Boston University	293	134	54	.665
Maine	295	137	51	.664
Minnesota State	303	145	49	.659

NCAA LEADERS

TOP-10 SCORING OFFENSE AND DEFENSES
 This Season (as of 2/8/23)

SCHOOL	OFF	RK	DEF	RK
Quinnipiac	3.89	5	1.79	1
Cornell	3.65	6	2.13	3
Denver	3.64	7	2.14	5
Minnesota	4.11	T-3	2.39	10

TOP SCORING DEFENSES
 This Season (as of 2/8/23)

SCHOOL	GP	GA	AVG
Quinnipiac	28	50	1.79
Michigan Tech	31	62	2.00
Cornell	23	49	2.13
Minnesota State	30	64	2.13
Denver	28	60	2.14
St. Cloud State	28	61	2.18
UMass Lowell	27	59	2.19
Alaska	26	58	2.23
Providence	29	68	2.34
Minnesota	28	67	2.39

LOWEST GOALS-AGAINST AVERAGE
 This Season (as of 2/8/23)

GOALTENDER	MIN	GA	GAA
Yaniv Perets	1636:53	47	1.72
Luke Pearson	763:20	23	1.81
Simon Latkoczy	593:21	18	1.82
Ian Shane	1234:53	38	1.85
Blake Pietila	1697:17	53	1.87
Keenan Rancier	1238:53	40	1.94
Dominic Basse	842:39	28	1.99

MULTIPLE SHUTOUTS OVER TOP-10 OPPONENTS
 This Season

PLAYER	DATE	OPPONENT
Jared Moe	10/22/22	Minnesota Duluth
	1/20/23	Ohio State
Ian Shane	11/26/22	UConn
	1/21/23	Quinnipiac
Jaxon Castor	1/7/23	Minnesota
	1/21/23	Denver

PAIRWISE RANKINGS

NCAA PAIRWISE RANKINGS (as of 2/7/23)
 Bold denotes Cornell opponent in 2022-23

TEAM	Record	PWR	RPI
1. Minnesota	20-7-1	60	.6079
2. Quinnipiac	22-3-3	59	.5938
3. Boston University	20-7-0	58	.5805
4. Michigan	18-9-1	57	.5797
5. Penn State	19-10-1	56	.5761
6. Denver	21-7-0	55	.5720
7. St. Cloud State	18-8-2	54	.5701
8. Ohio State	17-10-1	52	.5632
8. Western Michigan	19-10-1	52	.5613
10. Michigan Tech	20-7-4	50	.5526
10. Harvard	16-6-1	50	.5518
12. Cornell	15-7-1	49	.5576
13. Minnesota State	19-10-1	48	.5424
14. Michigan State	15-13-2	47	.5406
15. Connecticut	17-8-3	46	.5374
16. Northeastern	14-10-3	44	.5378
16. Omaha	14-10-2	44	.5356
18. Notre Dame	13-14-3	43	.5338
19. RIT	19-8-1	42	.5338
20. Alaska	15-9-2	41	.5324
21. North Dakota	12-11-4	40	.5273
22. Merrimack	16-12-1	39	.5226
23. UMass Lowell	15-10-2	38	.5179
24. Providence	13-10-6	37	.5139
24. Minnesota Duluth	12-15-1	37	.5063
26. Boston College	9-11-6	35	.5051
27. Bowling Green	14-14-2	34	.5026
28. UMass	10-13-3	33	.4998
29. Sacred Heart	14-11-2	32	.4988
30. Maine	12-13-2	31	.4942
31. Ferris State	11-13-4	30	.4932
32. Bemidji State	11-12-5	28	.4905
32. Princeton	11-12-0	28	.4905
34. St. Lawrence	14-14-0	27	.4869
35. Colorado College	10-15-1	25	.4884
36. Colgate	13-13-2	24	.4864
36. AIC	14-11-5	24	.4861
38. Clarkson	12-13-3	23	.4853
39. Wisconsin	10-18-0	22	.4824
39. Union	11-15-2	22	.4817
41. Arizona State	13-18-0	21	.4813
42. Niagara	13-12-3	19	.4797
42. Northern Michigan	13-15-0	19	.4752
44. Miami	7-17-4	17	.4718
45. Brown	8-13-2	16	.4710
46. St. Thomas	8-18-2	15	.4691
47. New Hampshire	9-18-1	13	.4626
47. RPI	11-16-1	13	.4574
49. Holy Cross	10-15-3	12	.4569
50. LIU	5-15-1	11	.4543
50. Vermont	9-15-3	11	.4537
52. Mercyhurst	8-17-3	9	.4497
53. Canisius	9-14-3	8	.4480
54. Yale	5-14-4	6	.4399
55. Alaska Anchorage	4-16-0	5	.4374
55. Army	9-14-4	5	.4350
55. Air Force	10-16-2	5	.4349
58. Lake Superior State	6-22-2	3	.4312
58. Bentley	8-19-1	3	.4303
60. Lindenwood	5-17-0	1	.4280
60. Dartmouth	4-19-1	1	.4252

STANDINGS AND SCHEDULES

ECAC HOCKEY												OVERALL				
OPPONENT	PTS	GP	W	L	T	OW	OL	SW	GF	GA	GP	W	L	T	GF	GA
Quinnipiac	42	16	14	2	0	0	0	0	61	25	28	22	3	3	109	50
Cornell	37	16	12	4	0	0	1	0	58	30	23	15	7	1	84	49
Harvard	34	17	13	4	0	5	0	0	62	38	23	16	6	1	83	56
Colgate	28	16	10	6	0	3	1	0	55	40	28	13	13	2	79	69
St. Lawrence	27	16	9	7	0	1	1	0	43	42	28	14	14	0	70	79
Princeton	23	16	7	9	0	0	2	0	46	48	23	11	12	0	70	71
Clarkson	21	16	6	8	2	0	1	0	43	47	28	12	13	3	78	79
RPI	17	16	6	10	0	2	1	0	36	56	28	11	16	1	67	93
Union	17	16	5	10	1	0	0	1	32	55	28	11	15	2	69	98
Brown	16	16	4	10	2	0	1	1	31	49	23	8	13	2	54	66
Yale	16	16	4	10	2	0	1	1	22	43	23	5	14	4	38	65
Dartmouth	13	17	3	13	1	0	2	1	39	55	24	4	19	1	56	86

LAST WEEK'S SCHEDULE				THIS WEEK'S SCHEDULE			
Friday, Feb. 3				Saturday, Feb. 4			
#11 Cornell 3, RPI 1				#11 Cornell 10, Union 1			
#2 Quinnipiac 3, #8 Harvard 0 Princeton 7, Dartmouth 3				#2 Quinnipiac 4, Dartmouth 2 Clarkson 6, Brown 2			
St. Lawrence 6, Brown 0 Union 3, Colgate 1 Yale 4, Clarkson 0				RPI 2, Colgate 1 Yale 4, St. Lawrence 0			
				Monday, Feb. 6			
				#8 Harvard 4, Boston College 3 (OT)			
				Friday, Feb. 10			
				Colgate at #11 Cornell, 7:00			
				#2 Quinnipiac at Clarkson, 7:00 #10 Harvard at Dartmouth, 8:00			
				Brown at RPI, 7:00 Princeton at St. Lawrence, 7:00 Yale at Union, 7:00			
				Saturday, Feb. 11			
				#11 Cornell at Colgate, 7:30			
				#2 Quinnipiac at St. Lawrence, 7:00 Brown at Union, 4:00 Princeton at Clarkson, 7:00 Yale at RPI, 7:00			
				Monday, Feb. 12			
				#8 Harvard vs. #20 Northeastern, 7:30			

OFFENSIVE DOMINANCE

Cornell has excelled in the opening 40 minutes of games this season, outscoring its opponents 64-33, good for a plus-31 goal advantage.

In comparison, Cornell has only outscored its opponents by five goals, 20-15, in the final period of regulation.

Since the Big Red's 6-0 victory over UConn at the Frozen Apple on Nov. 26 at Madison Square Garden, the Big Red has outscored its opponents in the first two periods by a 47-20 margin.

Over the opening 40 minutes of play, Cornell has generated a plus-173 advantage in shots on goal (488-315). In the final period of regulation, the Big Red has a plus-32 advantage in shots (193-161).

SPREADING THE WEALTH

Cornell has been spreading the wealth offensively this season as 22 of the 23 skaters that have seen action this season have recorded at least one point this season.

The 22 players with a point is the most in a season since the 2019-20 team had 23 players register at least one point.

Of the 22 players with a point this season, 20 have scored at least one goal marking the seventh consecutive year at least 20 players have found the back of the net for the Big Red.

Additionally, 20 players have recorded an assist this year marking the eighth straight campaign the Big Red has had at least 20 players with at least one helper.

JOINING RARE COMPANY

With his penalty shot goal in the Big Red's victory over RPI on Jan. 7, senior forward **ZACH TUPKER** joined an rare group of Big Red players in scoring on a penalty shot while donning the Carnellian Red and White.

Tupker became the first Cornell player to score on a penalty shot since **ALEX RAUTER** on Nov. 26, 2016, against New Hampshire at Madison Square Garden.

The goal by Tupker marked just the third time a Cornell player has scored on penalty shot over the last 37 years, joining Rauter and **JOE NIEUWENDYK** (Feb. 27, 1987 vs. RPI).

STAT BREAKDOWN

GOALS SCORED BY PERIOD

This Season

TEAM	1ST	2ND	3RD
Cornell	32	32	20
Opponents	16	17	15

SHOTS ON GOAL BY PERIOD

This Season

TEAM	1ST	2ND	3RD
Cornell	239	249	193
Opponents	160	155	161

SCORING BREAKDOWN

This Season

CLASS	G	A	PTS	PCT
Freshman	20	27	47	20.3%
Sophomores	12	16	28	12.1%
Juniors	17	35	52	22.4%
Seniors	35	70	105	45.3%

POSITION	G	A	PTS	PCT
Forwards	65	106	171	73.7%
Defenseman	19	42	61	26.3%

CORNELL HISTORY

GOALS SCORED ON PENALTY SHOTS

Cornell Program History

PLAYER	DATE	OPPONENT
Carlo Ugolini	1/20/73	Toronto
Brock Tredway	1/17/79	Clarkson
Len Jankowski	2/24/79	Northeastern
RPI Joe Nieuwendyk	2/27/87	RPI
Alex Rauter	11/26/16	vs. UNH
RPI Zach Tupker	1/7/23	at RPI

SEASON RANKS



2022-23 TEAM STATISTICS (as of 2/8/23)

	STAT	NCAA	ECAC
FACEOFF WIN PCT	53.7%	7th	2nd
PENALTY KILL PCT	82.7%	16th	4th
POWER-PLAY PCT	32.5%	1st	1st
SCORING DEFENSE	2.13	3rd	2nd
SCORING MARGIN	+1.52	4th	2nd
SCORING OFFENSE	3.65	6th	2nd
TOTAL ASSISTS	148	16th	2nd
PIM PER GAME	8.96	50th	10th
TOTAL POINTS	232	20th	2nd
TOTAL PIM	206	57th	10th
POWER-PLAY GOALS	25	12th	2nd
SHORT-HANDED GOALS	1	43rd	7th
WIN PERCENTAGE	.674	9th	3rd

INDIVIDUAL LEADERS (as of 2/8/23)

	STAT	NCAA	ECAC
ASSISTS PER GAME			
Gabriel Seger	0.81	13th	3rd
Sam Malinski	0.74	23rd	6th
Ben Berard	0.65	45th	11th
GOALTENDER WIN PERCENTAGE			
Ian Shane	.690	9th	2nd
GOALS-AGAINST AVERAGE			
Ian Shane	1.85	4th	3rd
POINTS PER GAME			
Gabriel Seger	1.10	23rd	5th
Sam Malinski	1.09	25th	6th
POWER-PLAY GOALS			
Dalton Bancroft	5	28th	5th
SAVE PERCENTAGE			
Ian Shane	.912	36th	6th
SHUTOUTS			
Ian Shane	3	11th	3rd

IN THE RANKINGS

Date	Pairwise	USCHO	USA Today
Preseason	N/A	19 (118)	19 (85)
Sept. 26	N/A	—	19 (85)
Oct. 3	N/A	19 (106)	19 (96)
Oct. 10	N/A	19 (115)	19 (95)
Oct. 17	N/A	20 (87)	19 (101)
Oct. 24	N/A	20 (106)	20 (106)
Oct. 31	N/A	RV (12)	RV (13)
Nov. 7	N/A	RV (1)	RV (7)
Nov. 14	N/A	NR	NR
Nov. 21	N/A	RV (1)	NR
Nov. 28	N/A	RV (29)	RV (34)
Dec. 5	19	RV (41)	20 (42)
Dec. 12	18	RV (51)	20 (63)
Dec. 19	17	—	RV (53)
Jan. 2	17	18 (123)	17 (115)
Jan. 9	11	15 (311)	14 (258)
Jan. 16	14	16 (293)	12 (259)
Jan. 23	10	11 (441)	11 (365)
Jan. 30	11	11 (448)	11 (316)
Feb. 6	12	11 (505)	11 (334)

Pairwise not acknowledged until December due to small sample size

SCHAFFER REACHES MILESTONE

MIKE SCHAFFER '86, the Jay R. Bloom '77 Head Coach of Men's Hockey, reached a historic milestone on Nov. 4 in the Big Red's 3-1 win at Princeton.

Schafer logged his 500th career head coaching victory, becoming the 21st Division I hockey head coach to reach the 500-win plateau.

He is the eighth active head coach — the fourth at the Division I level — to register 500 career coaching victories.

The other Division I coaches include Rand Pecknold of Quinnipiac (603), Mercyhurst's Rick Gotkin (596), and Notre Dame's Jeff Jackson (571).

Schafer's 514 career wins are the most by a Cornell hockey head coach, and is the most by any active head coach of Cornell's 37 sports.

ON THIS DATE (FEB. 10)

Cornell will be playing on Feb. 10 for the 22nd time in program history on Friday, and the first time since 2018 when it defeated St. Lawrence, 1-0, at Appleton Arena.

The Big Red has an 11-8-2 record on Feb. 10, and has won its last three games on the date.

It will be the third time Cornell and Colgate are playing on Feb. 10 and will be the first time since 1946 when the Raiders posted a 9-1 victory.

ON THIS DATE (FEB. 11)

Saturday's game will also be Cornell's 22nd all-time game on Feb. 11. The Big Red has an 13-6-2 mark on the date, while going unbeaten in five of its last seven (3-2-2).

It will be the third meeting between Cornell and Colgate on Feb. 11, with the other instances coming in a 2-0 win in 1921 on Beebe Lake in Ithaca and in a 7-0 win at Starr Rink in Hamilton in 1969.

FRESH(MAN) HAT TRICK

With his hat trick against UConn at Madison Square Garden on Nov. 26, freshman **DALTON BANCROFT** became the 16th Cornell freshman to score at least three goals in a game since first-year players were eligible to play in 1975-76.

Bancroft joined **ROY KERLING** (1977-78), **BROCK TREDWAY** (1977-78), **DUANNE MOESER** (1982-83), **PETE NATYSHAK** (1982-83), **JOE NIEUWENDYK** (1984-85), **CHRIS GRENIER** (1985-86), **CASEY JONES** (1986-87), **TRENT ANDISON** (4 goals in 1987-88), **VINCENT AUGER** (1993-94), **RYAN SMART** (1994-95), **KYLE KNOPP** (1995-96), **MATT MOULSON** (2002-03), **JEFF MALOTT** (2016-17), **KYLE BETTS** (2017-18), and **BEN BERARD** (2019-20).

It was just the second hat trick by a Cornell player in program history at Madison Square Garden, joining **DICK BERTRAND** who did so against St. Lawrence on Dec. 23, 1969. Bertrand later became the head coach of the Big Red for 12 seasons from 1970-82, taking over for the legendary **NED HARKNESS**.

Should Bancroft record another hat trick this season, he would become the sixth Cornell freshman with multiple hat tricks in a season. The others include former NHLers **JOE NIEUWENDYK** and **BROCK TREDWAY**, along with **ROY KERLING**, **DUANNE MOESER**, and **RYAN SMART**.

ECAC PRESEASON POLL

ECAC Hockey announced Sept. 21 during its annual Media Day call that the Cornell hockey team was slated to finish fourth.

Finishing ahead of the Big Red was Quinnipiac, who was dubbed the preseason favorite after finishing with eight first-place votes and a 118-point total. Harvard received the remaining four first-place votes, finishing with 109 points. Clarkson was third with 105 points.

Behind Cornell was Clarkson with 90 points, while Colgate (77) and RPI (70) were picked to finish sixth and seventh, respectively.

St. Lawrence (57), Union (45), Dartmouth (43), Yale (32), Brown (26), and Princeton (20) rounded out the 11-team poll.

LEADERSHIP GROUP ANNOUNCED

Senior defensemen **SAM MALINSKI** and **TRAVIS MITCHELL** were named co-captains, and fifth-year forward **MAX ANDREEV** and senior forward **MATT STIENBURG** were tabbed co-alternate captains back on Sept. 29.

All four players are currently assuming leadership roles for the first time with the Cornell hockey program.

NCAA LEADERS

MOST CAREER HEAD COACHING VICTORIES

Active Division I Head Coaches (as of 2/8/23)

COACH	W	L	T	W%
Rand Pecknold	603	336	103	.628
Rick Gotkin	596	497	103	.541
Jeff Jackson	571	297	94	.642
Mike Schafer	514	278	104	.632
Frank Serratore	485	503	107	.492
Bob Daniels	484	575	112	.461
Don Vaughan	466	501	120	.484
Scott Sandelin	440	363	96	.543
Wayne Wilson	428	298	78	.581

SERIES HISTORY



ALL-TIME SERIES

CORNELL LEADS, 87-61-16

Ithaca, N.Y. (Lynah Rink) 45-23-10 (38-18-9)
 Hamilton, N.Y. (Class of 1965 Arena) 32-28-4 (4-1-0)
 Neutral Sites 10-10-2
 Under Mike Schafer 37-17-11

MOST GOALS - CORNELL

Ithaca 10 (twice)
 Last: COR, 10-3 (3/1/1991)
 Hamilton 10
 COR, 10-2 (12/3/1985)

MOST GOALS - COLGATE

Ithaca 10
 COL, 10-4 (1/21/1987)
 Hamilton 14 (twice)
 Last: COL, 14-1 (2-21/1948)

GAME-BY-GAME RESULTS (SCHAFFER ERA)

DATE	SITE	RESULT	SCORE
1/17/1996	Hamilton, N.Y.	L	3-4
1/20/1996	Ithaca, N.Y.	W	6-3
3/8/1996	Ithaca, N.Y.	W	8-1
3/9/1996	Ithaca, N.Y.	W	8-3
12/3/1996	Ithaca, N.Y.	W	3-1
1/14/1997	Hamilton, N.Y.	W	3-2
1/10/1998	Uniondale, N.Y.	T	2-2 (OT)
1/17/1998	Ithaca, N.Y.	L	2-3 (OT)
1/19/1998	Hamilton, N.Y.	W	3-2 (OT)
11/28/1998	Uniondale, N.Y.	L	2-3
1/22/1999	Ithaca, N.Y.	W	2-0
1/23/1999	Hamilton, N.Y.	T	1-1 (OT)
1/28/2000	Hamilton, N.Y.	L	0-4
1/29/2000	Ithaca, N.Y.	L	2-4
3/18/2000	Lake Placid, N.Y.	L	0-4
1/18/2001	Ithaca, N.Y.	T	2-2 (OT)
1/20/2001	Hamilton, N.Y.	W	4-3
1/18/2002	Ithaca, N.Y.	W	4-1
1/19/2002	Hamilton, N.Y.	W	3-2
1/30/2003	Hamilton, N.Y.	L	1-2 (OT)
2/1/2003	Ithaca, N.Y.	W	3-1
1/30/2004	Ithaca, N.Y.	L	0-2
1/31/2004	Hamilton, N.Y.	L	1-2
2/4/2005	Hamilton, N.Y.	W	1-0
2/5/2005	Ithaca, N.Y.	T	2-2 (OT)
2/3/2006	Ithaca, N.Y.	W	4-1
2/4/2006	Hamilton, N.Y.	W	3-2
3/17/2006	Albany, N.Y.	W	2-0
1/25/2007	Hamilton, N.Y.	L	2-4
1/27/2007	Ithaca, N.Y.	W	2-1
2/1/2008	Ithaca, N.Y.	W	2-1 (OT)
2/2/2008	Hamilton, N.Y.	W	3-1
3/22/2008	Albany, N.Y.	W	4-2
11/13/2008	Hamilton, N.Y.	W	4-1
11/15/2008	Ithaca, N.Y.	T	2-2 (OT)
12/28/2008	Estero, Fla.	T	2-2 (SOW)
11/24/2009	Ithaca, N.Y.	W	4-2
2/16/2010	Hamilton, N.Y.	W	6-2
11/27/2010	Newark, N.J.	W	4-3
1/21/2011	Hamilton, N.Y.	T	1-1 (OT)
1/22/2011	Ithaca, N.Y.	W	5-2
1/27/2012	Ithaca, N.Y.	L	1-2
1/28/2012	Hamilton, N.Y.	L	3-5
3/17/2012	Atlantic City, N.J.	W	3-0
11/2/2012	Hamilton, N.Y.	W	3-1
11/3/2012	Ithaca, N.Y.	T	2-2 (OT)
12/7/2013	Ithaca, N.Y.	T	2-2 (OT)
2/8/2014	Hamilton, N.Y.	L	1-6
1/30/2015	Hamilton, N.Y.	W	2-1 (OT)
1/31/2015	Ithaca, N.Y.	T	2-2 (OT)
11/13/2015	Ithaca, N.Y.	W	5-1
11/14/2015	Hamilton, N.Y.	W	3-2 (OT)
11/29/2016	Hamilton, N.Y.	W	3-2
2/7/2017	Ithaca, N.Y.	W	4-0
1/19/2018	Ithaca, N.Y.	W	2-0
1/20/2018	Hamilton, N.Y.	W	2-0
1/25/2019	Hamilton, N.Y.	W	3-2
1/26/2019	Ithaca, N.Y.	L	2-3 (OT)
2/8/2020	Hamilton, N.Y.	W	4-1
2/9/2020	Ithaca, N.Y.	W	5-3
2/4/2022	Hamilton, N.Y.	L	2-3
2/5/2022	Ithaca, N.Y.	T	2-2 (SOL)
3/11/2022	Ithaca, N.Y.	W	3-1
3/12/2022	Ithaca, N.Y.	L	2-4
3/13/2022	Ithaca, N.Y.	L	1-2

SCOUTING COLGATE

- Colgate enters this weekend's series with a 13-13-2 overall record and a 10-6-0 mark in ECAC Hockey play. The Raiders are currently holding onto the coveted fourth spot in the ECAC Hockey standings with 29 points, one point ahead of fifth-place St. Lawrence (28 points).
- Last weekend, Colgate was swept on home ice after falling to Union and RPI by respective 3-1 and 2-1 scores. It was the Raiders' first losing weekend since being swept on the road against Niagara back on Nov. 25-26.
- Alex Young paces Colgate's offense with a team- and ECAC Hockey-leading 17 goals. Young's 17 markers on the year are tied for fourth nationally, while his eight power-play goals leads ECAC Hockey and is tied for fifth nationally.
- Young also boasts an active Division I-leading 12-game point streak entering the home-and-home series. His 30 points are tied for the third-most by an ECAC Hockey player.
- Matt Verboon (12-14—26), Alex DiPaolo (8-14—22), and Ross Mitton (6-16—22) have all surpassed the 20-point plateau for the Raiders. Mitton and Nick Anderson (2-16—18) each have a team-high 16 assists.
- Carter Gylander, a seventh-round pick by Detroit in the 2019 NHL Entry Draft, has started 27 of Colgate's 28 games this season between the pipes. Gylander has a 2.29 goals-against average and a .921 save percentage on the year, while having a 13-12-2 record with a pair of shutouts.
- Colgate has the 12th-best penalty kill in the nation posting an 84.2 percent conversion rate so far on the year.

SERIES HISTORY

- This weekend will mark the 165th and 166th meetings between the two Central New York rivals. Cornell leads the all-time series, 87-61-16, despite having just one win in the last five meetings (1-3-1).
- Despite the recent blemishes, Cornell is unbeaten in 17 of the last 22 contests, posting a 13-5-4 record against the Raiders.
- Games between the two Empire State-based programs have been relatively close under Mike Schafer '86, as 50 of the 65 all-time meetings have been decided within two goals.
- Since the Class of 1965 Arena opened in 2016, Cornell is 4-1-0 all-time at the venue and all but one game has been decided within two goals.
- Cornell has won six of its last seven games in Hamilton, logging a 6-1-0 record since 2014-15.

CORNELL PLAYER STATS VS. COLGATE

Player	GP	G	A	PTS	SH	SH%	PIM	PPG	SHG	BLK	FOW	FOL	FO%
Ben Berard	5	3	3	6	25	12.0%	0	1	0	1	0	0	—
Matt Stienburg	7	4	1	5	14	28.6%	0	1	0	4	8	13	38.1%
Jack Malone	7	1	4	5	13	7.7%	0	0	0	6	1	4	20.0%
Ondrej Psenicka	5	1	3	4	12	8.3%	2	0	0	1	0	0	—
Kyle Penney	5	2	1	3	12	16.7%	2	0	0	1	5	6	45.5%
Max Andreev	5	1	2	3	10	10.0%	2	0	0	1	43	34	55.8%
Gabriel Seger	4	1	2	3	5	20.0%	4	0	0	3	28	38	42.4%
Travis Mitchell	7	0	2	2	13	0.0%	4	0	0	6	0	0	—
Sebastian Dirven	7	1	0	1	7	14.3%	2	0	0	6	0	0	—
Zach Tupker	7	0	1	1	7	0.0%	0	0	0	1	31	29	51.7%
Sam Malinski	5	0	1	1	18	0.0%	2	0	0	5	0	0	—
Hank Kempf	5	0	0	0	14	0.0%	2	0	0	2	0	0	—
Sullivan Mack	5	0	0	0	9	0.0%	2	0	0	0	0	0	—
Tim Rego	5	0	0	0	3	0.0%	2	0	0	4	0	0	—
Peter Muzyka	3	0	0	0	0	0.0%	15	0	0	3	0	0	—
Michael Suda	3	0	0	0	2	0.0%	0	0	0	1	0	0	—
Jack O'Leary	2	0	0	0	2	0.0%	2	0	0	0	0	0	—
Kyler Kovich	1	0	0	0	0	0.0%	0	0	0	0	0	0	—
Jack Lagerstrom	1	0	0	0	1	0.0%	2	0	0	0	0	0	—
TOTALS	89	14	20	34	167	8.4%	43	2	0	45	116	124	48.3%
Player	GP	GS	MIN	GA	GAA	SV	SV%	W	L	T	SHO	PPG	SHG
Ian Shane	5	5	267:14	11	2.47	81	.880	1	3	1	0	3	0



MIKE SCHAFER '86

Jay R. Bloom '77 Head Coach of Men's Ice Hockey
28th Season as Head Coach • 35th Season at Cornell

The longest-tenured head coach in Cornell men's hockey history, **MIKE SCHAFER '86**, enters his 28th season at the helm of the Cornell men's hockey program.

When Schafer returned to his alma mater in the summer of 1995 to become Cornell's 12th head coach in men's hockey history, Schafer's goal was to bring the Big Red to a position of national prominence.

Already the winningest head coach in Cornell men's hockey history, Schafer has accomplished that objective with his 512-278-104 record. His 512 wins rank fourth among active Division I coaches and his .631 win percentage is good for sixth among active Division I coaches.

Schafer has guided the Big Red to 12 NCAA Tournament appearances and a berth to the 2003 NCAA Frozen Four — the program's first since 1980. That year, Cornell set a school record for wins (30), finishing with one more victory than the 1969-70 national championship squad, who went undefeated (29-0-0). The 2002-03 team's 19-2-1 record in ECAC Hockey play was Cornell's best mark in league play since 1969-70 when Cornell was 21-0 in league action.

In 2020, Schafer was named a co-winner of the Spencer Penrose Award, given to the nation's top head coach. It was the first time Schafer won the award after being a finalist on five occasions after being named ECAC Hockey's Coach of the Year.

The Big Red have been regularly ranked among the nation's elite during Schafer's tenure, including being named No. 1 in both the USCHO.com and the USA Today/USA Hockey Magazine polls at the time the 2019-20 postseason was halted due to the COVID-19 pandemic.

Cornell has claimed five Whitelaw Cup (ECAC Hockey tournament titles), which surpassed the legendary **NED HARKNESS** for the most in program history. Schafer has also led the Big Red to three Cleary Cups (ECAC's top regular-season team) in three of the last four years of competition.

In 2002-03, Schafer led the Big Red to the NCAA Frozen Four, setting a school record with 30 wins, one better than the 1969-70 squad who went 29-0-0. Cornell's 19-2-1 mark in ECAC Hockey in 2002-03 was Cornell's best since the 1969-70 team went 21-0 in league play.

Over his career, Schafer has coached 10 different players to First Team All-America status 11 times, seven Ivy League Players of the Year, 5 ECAC Hockey Ken Dryden Award winners (league's best goaltender), five ECAC Hockey Rookies of the Year, and five Ivy Rookies of the Year, and three ECAC Hockey Players of the Year.

A native of Durham, Ontario, Schafer played junior hockey with the Guelph Jr. A Hooly Platers, who were finalists in the Centennial Cup for the National Championship in 1982.

Schafer and his wife, Diane, have two sons, Luke and John '18, and a daughter, Michelle.

SCHAFER FILE

COACHING EXPERIENCE

1995-Pres.	Cornell (Head Coach)
1994-95	Western Michigan (Associate HC)
1990-94	Western Michigan (Assistant Coach)
1986-90	Cornell (Assistant Coach)

PLAYING EXPERIENCE

1983-86	Cornell
---------	---------

EDUCATION

Cornell University

• B.A., Business Management & Marketing, 1986

NCAA COACHING CAREER

SEASON	OVERALL	W-L%	CONF.	W-L%
CORNELL (1995 - PRES.)				
1995-96	21-9-4	.676	14-4-4	.727
1996-97	21-9-5	.671	14-6-2	.682
1997-98	15-16-2	.485	9-12-1	.432
1998-99	12-15-4	.452	9-10-3	.477
1999-00	16-14-2	.531	10-9-1	.525
2000-01	16-12-5	.561	11-8-3	.568
2001-02	25-8-2	.743	17-3-2	.818
2002-03	30-5-1	.847	19-2-1	.886
2003-04	16-10-6	.594	13-6-3	.659
2004-05	27-5-3	.814	18-2-2	.864
2005-06	22-9-4	.686	13-6-3	.659
2006-07	14-13-4	.516	10-8-4	.545
2007-08	19-14-3	.569	12-9-1	.568
2008-09	22-10-4	.667	13-6-3	.659
2009-10	21-9-4	.676	14-5-3	.705
2010-11	16-15-3	.515	11-9-2	.545
2011-12	19-9-7	.643	12-4-6	.682
2012-13	15-16-3	.485	8-11-3	.432
2013-14	17-10-5	.609	11-7-4	.591
2014-15	11-14-6	.452	9-9-4	.500
2015-16	16-11-7	.574	8-8-6	.500
2016-17	21-9-5	.671	13-4-5	.705
2017-18	25-6-2	.788	17-3-2	.818
2018-19	21-11-4	.639	13-5-4	.682
2019-20	23-2-4	.862	18-2-2	.864
2020-21	-- NO SEASON (COVID-19 PANDEMIC) --			
2021-22	18-10-4	.625	12-6-4	.636
2022-23	15-7-1	.674	12-4-0	.750
TOTAL	514-278-104	.632	340-168-78	.647

SCHAFER'S STATISTICAL BREAKDOWN

CATEGORY	2022-23	UNDER SCHAFER	CATEGORY	2022-23	UNDER SCHAFER	CATEGORY	2022-23	UNDER SCHAFER
Overall	15-7-1	514-278-104	Scoring First	13-3-0	373-86-50	Leading after 1st period	11-2-0	265-46-24
ECAC Hockey	12-4-0	340-168-78	Opponent Scores First	2-4-1	141-192-47	Trailing after 1st period	2-4-1	63-143-28
Ivy League	6-2-0	186-91-30	When Shutout	0-2-0	0-47-7	Tied after 1st period	2-1-0	186-89-52
Non-Conference	3-3-1	174-110-26	Score One Goal	1-1-0	21-86-25	Leading after 2nd period	13-0-0	391-22-27
Home	9-1-1	270-102-45	Score Two Goals	1-3-0	81-86-38	Trailing after 2nd period	1-5-1	29-188-29
Away	5-6-0	185-123-50	Score Three Goals	4-1-1	138-40-26	Tied after 2nd period	1-2-0	94-68-48
Neutral	1-0-0	59-53-9	Score Four Goals	1-0-0	116-15-5	Outshooting Opponents	14-4-1	317-127-54
October	0-2-0	16-10-2	Score 5+ Goals	8-0-0	158-4-3	Outshot by Opponent	1-2-0	181-140-47
November	6-2-0	132-60-21	Shutout Opponent	3-0-0	106-0-7	Tied in Shots	0-1-0	16-11-3
December	2-1-1	52-30-17	Allows One Goal	7-0-0	176-14-25	In Overtime	0-1-1	49-41-104
January	5-2-0	106-61-34	Allows Two Goals	3-2-0	153-47-38	In Shootouts	1-0-0	5-7
February	2-0-0	123-63-27	Allows Three Goals	0-1-1	59-67-26	vs. Ranked Opponents	2-6-0	111-100-28
March	0-0-0	85-53-3	Allows Four Goals	2-3-0	19-66-5			
April	0-0-0	0-1-0	Allows 5+ Goals	0-1-0	1-84-3			



BEN SYER

**11th Season as Associate Head Coach; 12th Season at Cornell
Western Ontario '98**

Serving as the Big Red's recruiting director and manager of the team's vaunted defensive unit, **BEN SYER**'s efforts were perhaps no more celebrated than during the 2017-18 season. He helped Cornell lead the nation in team defense with a paltry 1.58 goals-against average and was named the winner of the American Hockey Coaches Association's 2018 Terry Flanagan Award.

One of the AHCA's major annual awards, the Terry Flanagan Award is presented to the assistant coach whose career body of work best honors that of the award's name sake.

"He can hold court with a group of assistant coaches on the road with the best of them," said **MIKE SCHAFFER**, adding that this is the first time he's nominated anyone for a major AHCA award in his 23-year tenure at the helm of the Big Red. "He knows the elder statesmen, but he also knows the young

guys like Terry did. He would make sure to say hello to everyone in the rink and lend a helping hand to young assistants. I admired Terry for this. He and his family are of the highest character, upfront and honest."

Syer joined Cornell in June 2011 as an assistant coach, then was promoted to associate head coach the following summer. He previously served as associate head coach during his 12 seasons at Quinnipiac under head coach Rand Pecknold. During that run, the Bobcats posted a 242-168-46 record with one NCAA tournament appearance (2002) and nine 20-win seasons.

A native of Kitchener, Ontario, Syer arrived at Quinnipiac after serving one season as an assistant coach at Ohio University. A 1998 graduate of Western Ontario, Syer earned a bachelor's degree in urban development. He earned his master's degree in physical education with a concentration in athletic administration in 2000.



SEAN FLANAGAN

**Seventh Season as Assistant Coach
St. Lawrence '10**

Flanagan enters his seventh season as an assistant coach on head coach **MIKE SCHAFFER**'s staff. During his previous six seasons, Flanagan helped guide the Big Red to post a 108-38-19 record, good for a .712 win percentage. In his first three years on Schaffer's staff, Flanagan aided Cornell in going 3-for-3 in advancing to the NCAA Tournament (and likely would have been 4-for-4, if the 2019-20 season had not ended prematurely). Prior to arriving on East Hill prior to the 2016-17 season, Flanagan made a couple of stops after his four-year playing career at St. Lawrence. After playing professionally in the ECHL with the Las Vegas Wranglers and Quad City Mallards, he became an assistant coach at Division III Hobart from 2012-15. While working under

former Cornell assistant coach Mark Taylor, he helped build a team who won the ECAC West titles in 2015 and 2016, leading the Statesmen to NCAA Tournament appearances. After Hobart, Flanagan spent one season as the Director of Hockey Operations at UMass Lowell, during the 2015-16 season. Flanagan is no stranger to ECAC Hockey, as he played 121 career games with St. Lawrence up to the 2010-11 season, where he racked up 12 goals and 40 assists for 52 points, helping the Saints advance to the league's championship weekend twice over his four years with the Saints. Flanagan graduated from St. Lawrence with a bachelor of arts degree in history with a minor in sports studies and exercise sciences in 2010 before receiving his master of education degree from St. Lawrence the following year.



MITCH STEPHENS

**Fourth Season as Volunteer
Assistant Coach; SUNY Geneseo '07**

Stephens returns to Cornell after serving as an assistant coach at Geneseo for five years. In his time behind the bench with his alma mater, Stephens helped the Knights win two SUNYAC conference championships (2016, 2018) and make three NCAA Tournament appearances (2014, 2016, and 2018), including two trips to the national semifinals. As a senior, Stephens was named runner-up for USCHO Division III Player of the Year, an AHCA Division III First Team, and All-America selection, while being a finalist for the AHCA Sid Watson Memorial Award as the NCAA Division III Player of the Year.



BEN RUSSELL

**First Season as Director of Hockey
Operations; Cornell '20**

Russell rejoined the Cornell men's hockey program in Aug. 2022 to serve as the team's Director of Hockey Operations, after spending the last two seasons as an assistant coach at St. Olaf College, a Minnesota-based Division III school. At St. Olaf, Russell helped the 2021-22 squad to a Minnesota Intercollegiate Athletic Conference (MIAC) tournament title and an NCAA Tournament appearance. While attending Cornell for his undergraduate studies, Russell served as an Assistant Director of Hockey Operations, helping coordinate video, analyzing film, and preparing scouting reports, while incorporating advanced analytics into game preparation.

CORNELLIANS IN THE NHL (AS OF FEB. 7)



MORGAN BARRON
C | Winnipeg | CU from 2018-20

2022-23 STATS			
GP	G	A	PTS
40	5	7	12

CAREER		
GP	G	PTS
72	8	18



JACOB MACDONALD

2022-23 STATS			
GP	G	A	PTS
35	0	2	2

CAREER		
GP	G	PTS
78	2	12

CORNELLIANS IN THE NHL



CORNELLIANS ACTIVELY IN THE NHL (2)

PLAYER	YEARS AT CORNELL	NHL SEASON	CURRENT TEAM
Morgan Barron	2018-20	3rd	Winnipeg
Jacob MacDonald	2011-15	4th	San Jose

NHLERS TO PLAY UNDER SCHAFFER AT CORNELL (28)

PLAYER	YEAR(S) COACHED	NHL CAREER	TEAM(S)
AS AN ASSISTANT COACH (4)			
Joe Nieuwendyk	1986-87	1987-07	CGY, DAL, NJ, TOR, FLA
Corrie D'Alessio	1987-90	1992-93	HFD
Dan Ratushny	1988-90	1992-93	VAN
Ryan Hughes	1989-90	1995-96	BOS

AS A HEAD COACH (24)			
Brad Chartrand	1995-96	1999-04	LAK
P.C. Drouin	1995-96	1996-97	BOS
Jean-Marc Pelletier	1995-97	1998-04	PHI, PHX
Matt Underhill	1998-02	2003-04	CHI
Douglas Murray	1999-03	2005-14	SJ, PIT, MTL
Ryan Vesce	2000-04	2008-10	SJ
Mike Iggulden	2001-05	2007-09	SJ, NYI
David LeNeveu	2001-03	2005-11	PHX, CBJ
Matt Moulson	2002-06	2007-18	LA, NYI, BUF, MIN
Ryan O'Byrne	2003-06	2007-13	MTL, COL, TOR
Byron Bitz	2003-07	2008-12	BOS, FLA, VAN
Raymond Sawada	2004-08	2008-11	DAL
Colin Greening	2006-10	2010-16	OTT, TOR
Brendon Nash	2006-10	2010-11	MTL
Ben Scrivens	2006-10	2011-16	TOR, LA, EDM, MTL
Riley Nash	2007-10	2011-21	CAR, BOS, CBJ, WPG, TB, ARI
Sean Collins	2008-12	2012-16	CBJ, WSH
Brian Ferlin	2011-14	2014-15	BOS
Joakim Ryan	2011-15	2017-21	SJ, LA, CAR
Jacob MacDonald	2011-15	2018-	FLA, COL, SJ
Cole Bardreau	2011-15	2019-22	NYI
Anthony Angello	2015-18	2019-21	PIT
Morgan Barron	2018-20	2020-	NYR, WPG
Jeff Malott	2016-20	2021-22	WPG

FORMER CORNELLIANS PLAYING PROFESSIONALLY

LAST UPDATED FEB. 7, 2022

UNITED STATES / CANADA

NHL (2)

- Morgan Barron (Winnipeg)
- Jacob MacDonald (San Jose)

AHL (10)

- Anthony Angello (Springfield)
- Cole Bardreau (Bridgeport)
- Kyle Betts (Belleville)
- Alex Green (Chicago)
- Yanni Kaldis (Bakersfield)
- Jeff Kubiak (Bridgeport)
- Jeff Malott (Manitoba)
- Tristan Mullin (Coachella Valley)
- Riley Nash (Charlotte)
- Michael Regush (Abbotsford)

ECHL (2)

- Matt Cairns (Cincinnati)
- Cody Haiskanen (Idaho)

INTERNATIONAL

AUSTRIA (1)

- Reece Wilcox (HC Pustertal)

GERMANY - DEL (1)

- Alec McCrea (Düsseldorfer EG)

GERMANY - DEL2 (2)

- Joel Lowry (EC Kassel)
- Jake Weidner (EC Kassel)

JAPAN (1)

- Alex Rauter (Yokohama Griets)

NORWAY (1)

- Mitch Gillam (Vålerenga)

RUSSIA - KHL (1)

- Kirill Gotovets (Dynamo Moskva)

SWEDEN - ALLSVENSKAN (1)

- Matthew Galajda (Djurgårdens IF)

SWEDEN - SHL (1)

- Joakim Ryan (Malmö)

SWITZERLAND - SL (1)

- Sean Collins (EHC Olten)

MACDONALD '15 BECOMES THIRD CORNELLIAN TO HOIST STANLEY CUP



Patrick Shanahan/Cornell Athletics

ITHACA, N.Y. (JUNE 26, 2022) — **JACOB MACDONALD '15** became the third player in Cornell history to lift the Stanley Cup when his Colorado Avalanche defeated the Tampa Bay Lightning, 2-1, in Game 6 of the 2022 Stanley Cup Playoffs at Amalie Arena in Tampa, Fla.

MacDonald joined six-time winner **KEN DRYDEN** and three-time champion **JOE NIEUWENDYK** in hoisting the oldest existing trophy awarded to a professional sports franchise in North America.

Since graduating from Cornell, MacDonald has played in the ECHL with the Elmira Jackals and Toledo Walleye, the AHL with the Springfield Falcons, Albany and Binghamton Devils, Springfield Thunderbirds and Colorado Eagles around NHL stints with the Florida Panthers in 2018-19 and the Avalanche in both 2020-21 and 2021-22.

He played eight regular-season games with Colorado this season and has two goals and eight assists in 43 regular season NHL games.

MacDonald was called up from Colorado of the AHL in early June to provide the Avalanche with some additional depth at the defenseman position.

The three-year starter for the Big Red accumulated four goals and 17 assists for 21 points in 104 career games. His plus-6 rating as a senior ranked second on the club.

CORNELLIAN NHLERS IN HOCKEY HALL OF FAME (2)



KEN DRYDEN

G | Montréal | CU from 1966-69

Career stats

GP	SV	GAA	SV%
397	10,213	2.24	.922



5-time Vezina Trophy winner; 6-time All-Star




JOE NIEUWENDYK

C | Calgary, Dallas, New Jersey, Toronto, Florida | CU from 1984-87

Career stats

GP	G	A	PTS
1,257	564	562	1,126



1988 Calder; 1995 Clancy; 1999 Conn Smythe

2022-23 CORNELL BIG RED SKATER CAPSULES



#2 PETER MUZYKA

Defenseman • Sr. • 6-3 • 194 lbs • Shoots: Left
 Toronto, Ontario • New Mexico Ice Wolves (NAHL)

SEASON	TEAM	GP	G	A	Points	Shots	Shot%	Pen-Min	+/-	PPG	SHG	GWG	Bk	FOW	FOL	FO%
2021-22	CU	6	0	0	0	0	.000	2 - 15	1	0	0	0	4	0	0	.000
TOTAL		6	0	0	0	0	.000	2 - 15	1	0	0	0	4	0	0	.000



MUZYKA AT A GLANCE

Most Goals N/A
 Most Assists N/A
 Most Points N/A
 First Goal N/A
 First Assist N/A
 Last Goal N/A
 Last Assist N/A
 Longest Point Streak N/A
 Longest Goal Streak N/A
 Longest Assist Streak N/A



#3 JACK O'BRIEN

Defenseman • Fr. • 6-0 • 170 lbs • Shoots: Left
 White Rock, British Columbia • Nanaimo Clippers (BCHL)

SEASON	TEAM	GP	G	A	Points	Shots	Shot%	Pen-Min	+/-	PPG	SHG	GWG	Bk	FOW	FOL	FO%
2022-23	CU	1	0	0	0	1	.000	0 - 0	0	0	0	0	0	0	0	.000
TOTAL		1	0	0	0	1	.000	0 - 0	0	0	0	0	0	0	0	.000



O'BRIEN AT A GLANCE

Most Goals N/A
 Most Assists N/A
 Most Points N/A
 First Goal N/A
 First Assist N/A
 Last Goal N/A
 Last Assist N/A
 Longest Point Streak N/A
 Longest Goal Streak N/A
 Longest Assist Streak N/A



#4 HANK KEMPF

Defenseman • So. • 6-2 • 200 lbs • Shoots: Left
 Wilmette, Illinois • Muskegon Lumberjacks (USHL)



SEASON	TEAM	GP	G	A	Points	Shots	Shot%	Pen-Min	+/-	PPG	SHG	GWG	Bk	FOW	FOL	FO%
2021-22	CU	32	0	8	8	54	.000	3 - 6	8	0	0	0	12	0	0	.000
2022-23	CU	20	1	1	2	16	.063	3 - 6	9	0	0	0	26	0	0	.000
TOTAL		52	1	9	10	70	.014	6 - 12	17	0	0	0	38	0	0	.000



KEMPF AT A GLANCE

Most Goals 1, at RPI (1/7/23)
 Most Assists 2, at Princeton (1/21/22)
 Most Points 2, at Princeton (1/21/22)
 First Goal at RPI (1/7/23)
 First Assist at Dartmouth (11/6/21)
 Last Goal at RPI (1/7/23) - 7 games
 Last Assist at St. Lawrence (11/11/22) - 15 games
 Longest Point Streak 4 games (11/6/21 - 11/19/21)
 Longest Goal Streak N/A
 Longest Assist Streak 4 games (11/6/21 - 11/19/21)



#5 SEBASTIAN DIRVEN

Defenseman • Sr. • 6-3 • 205 lbs • Shoots: Left
 Bainsville, Ontario • Central Illinois Flying Aces (USHL)

SEASON	TEAM	GP	G	A	Points	Shots	Shot%	Pen-Min	+/-	PPG	SHG	GWG	Bk	FOW	FOL	FO%
2019-20	CU	28	1	3	4	22	.045	9 - 18	10	0	0	0	17	0	0	.000
2021-22	CU	31	1	5	6	20	.050	11 - 33	5	0	0	0	24	0	0	.000
2022-23	CU	23	1	3	4	21	.048	6 - 23	8	0	0	0	14	0	0	.000
TOTAL		82	3	11	14	63	.048	26 - 74	23	0	0	0	55	0	0	.000



DIRVEN AT A GLANCE

Most Goals 1, (3x), Last: at Union (1/6/23)
 Most Assists 1, (11x), Last: vs. Quinnipiac (1/20/23)
 Most Points 1, (13x), Last: at Union (1/6/23)
 First Goal vs. Colgate (2/9/20)
 First Assist at Union (1/11/20)
 Last Goal at Union (1/6/23) - 8 games
 Last Assist vs. Quinnipiac (1/20/23) - 5 games
 Longest Point Streak 2, (3x), Last: 11/27/21 - 12/3/21
 Longest Goal Streak N/A
 Longest Assist Streak 2, (2x), Last: 11/27/21 - 12/3/21



#7 JIMMY RAYHILL

Defenseman • So. • 5-9 • 175 lbs • Shoots: Right
 New Hartford, New York • Odessa Jackalopes (NAHL)



RAYHILL AT A GLANCE

Most Goals N/A
 Most Assists N/A
 Most Points N/A
 First Goal N/A
 First Assist N/A
 Last Goal N/A
 Last Assist N/A
 Longest Point Streak N/A
 Longest Goal Streak N/A
 Longest Assist Streak N/A

2022-23 CORNELL BIG RED SKATER CAPSULES



#8 JACK LAGERSTROM

Defenseman • Jr. • 6-2 • 177 lbs • Shoots: Right
Edina, Minnesota • Tri-City Storm (USHL)

SEASON	TEAM	GP	G.	A	Points	Shots	Shot%	Pen-Min	+/-	PPG	SHG	GWG	Blk	FOW	FOL	FO%
2021-22	CU	14	0	0	0	16	.000	2-4	1	0	0	0	5	0	0	.000
2022-23	CU	7	1	1	2	10	.100	2-4	1	0	0	0	2	0	0	.000
TOTAL		21	1	1	2	26	.038	4-8	2	0	0	0	7	0	0	.000



LAGERSTROM AT A GLANCE

Most Goals 1, vs. Brown (11/19/22)
Most Assists 1, vs. Sacred Heart (11/22/22)
Most Points 1, (2x), Last: vs. Sacred Heart (11/22/22)

First Goal vs. Brown (11/19/22)
First Assist vs. Sacred Heart (11/22/22)
Last Goal vs. Brown (11/19/22) - 1 game
Last Assist vs. Sacred Heart (11/22/22)

Longest Point Streak 2 games (11/19/22 - Present)
Longest Goal Streak N/A
Longest Assist Streak N/A

O'LEARY AT A GLANCE

Most Goals 1, (4x), Last: vs. Quinnipiac (1/20/23)
Most Assists 1, (6x), Last: vs. Union (2/4/23)
Most Points 2, at North Dakota (1/7/22)

First Goal at North Dakota (1/7/22)
First Assist at North Dakota (1/7/22)
Last Goal vs. Quinnipiac (1/20/23) - 5 games
Last Assist vs. Union (2/4/23)

Longest Point Streak 3 games (11/18/22 - 11/22/22)
Longest Goal Streak N/A
Longest Assist Streak N/A



#9 JACK O'LEARY

Forward • Jr. • 5-7 • 162 lbs • Shoots: Right
St. James, New York • Cedar Rapids RoughRiders (USHL)

SEASON	TEAM	GP	G.	A	Points	Shots	Shot%	Pen-Min	+/-	PPG	SHG	GWG	Blk	FOW	FOL	FO%
2021-22	CU	11	1	1	2	9	.111	4-19	3	0	0	0	1	0	0	.000
2022-23	CU	18	3	5	8	19	.158	3-6	10	0	0	0	11	0	1	.000
TOTAL		29	4	6	10	28	.143	7-25	13	0	0	0	12	0	1	.000



MITCHELL AT A GLANCE

Most Goals 2, vs. RPI (2/3/23)
Most Assists 3, (2x), Last: vs. Union (2/4/23)
Most Points 3, (2x), Last: vs. Union (2/4/23)

First Goal at Clarkson (11/15/19)
First Assist at Michigan State (11/2/19)
Last Goal 2, vs. RPI (2/3/23) - 1 game
Last Assist 3, vs. Union (2/4/23)

Longest Point Streak 4 games (2/19/22 - 3/11/22)
Longest Goal Streak 3 games (12/2/22 - 12/30/22)
Longest Assist Streak 4 games (2/19/22 - 3/11/22)



#10 TRAVIS MITCHELL

Defenseman • Sr. • 6-3 • 207 lbs • Shoots: Left
South Lyon, Michigan • Omaha Lancers (USHL)

SEASON	TEAM	GP	G.	A	Points	Shots	Shot%	Pen-Min	+/-	PPG	SHG	GWG	Blk	FOW	FOL	FO%
2019-20	CU	29	2	10	12	36	.056	9-29	20	0	0	0	25	1	0	1.000
2021-22	CU	32	3	13	16	70	.043	12-40	14	1	0	0	38	0	0	.000
2022-23	CU	23	6	8	14	44	.136	8-16	10	0	0	1	41	0	0	.000
TOTAL		84	11	31	42	150	.073	29-85	44	1	0	1	104	1	0	1.000



DONALDSON AT A GLANCE

Most Goals 1, (3x), Last: vs. Princeton (1/21/23)
Most Assists 2, (2x), Last: vs. Brown (11/19/22)
Most Points 2, (2x), Last: vs. Brown (11/19/22)

First Goal at Minnesota Duluth (10/29/22)
First Assist 2, vs. Yale (11/18/22)
Last Goal vs. Princeton (1/21/23) - 2 games
Last Assist vs. AIC (12/30/22) - 7 games

Longest Point Streak 3 games (11/18/22 - 11/22/22)
Longest Goal Streak N/A
Longest Assist Streak 3 games (11/18/22 - 11/22/22)



#11 SEAN DONALDSON

Forward • Fr. • 5-11 • 180 lbs • Shoots: Left
Vancouver, British Columbia • Nanaimo Clippers (BCHL)

SEASON	TEAM	GP	G.	A	Points	Shots	Shot%	Pen-Min	+/-	PPG	SHG	GWG	Blk	FOW	FOL	FO%
2022-23	CU	19	3	7	10	32	.094	0-0	6	1	0	0	3	0	0	.000
TOTAL		19	3	7	10	32	.094	0-0	6	1	0	0	3	0	0	.000



REGO AT A GLANCE

Most Goals 2, vs. RPI (11/13/21)
Most Assists 2, at Harvard (11/5/21)
Most Points 3, vs. RPI (11/13/21)

First Goal 2, vs. RPI (11/13/21)
First Assist 2, at Harvard (11/5/21)
Last Goal at Union (1/6/23) - 8 games
Last Assist vs. Union (2/4/23)

Longest Point Streak 2, (4x), Last: 2/3/23 - Present
Longest Goal Streak N/A
Longest Assist Streak 2, (3x), Last: 2/3/23 - Present



#12 TIM REGO

Defenseman • Jr. • 6-0 • 172 lbs • Shoots: Right
Mansfield, Massachusetts • Brooks Bandits (AJHL)

SEASON	TEAM	GP	G.	A	Points	Shots	Shot%	Pen-Min	+/-	PPG	SHG	GWG	Blk	FOW	FOL	FO%
2021-22	CU	32	2	9	11	29	.069	3-6	4	0	0	0	22	0	0	.000
2022-23	CU	22	2	6	8	22	.091	5-10	8	0	0	2	21	0	0	.000
TOTAL		54	4	15	19	51	.078	8-16	12	0	0	2	43	0	0	.000



2022-23 CORNELL BIG RED SKATER CAPSULES



#13 JACK MALONE

Forward • Sr. • 6-1 • 193 lbs • Shoots: Right
Madison, New Jersey • Youngstown Phantoms (USHL)



SEASON	TEAM	GP	G.	A	Points	Shots	Shot%	Pen-Min	+/-	PPG	SHG	GWG	Blk	FOW	FOL	FO%
2019-20	CU	27	2	6	8	16	.125	2-4	11	1	0	0	7	9	5	.643
2021-22	CU	32	8	12	20	61	.131	9-26	2	2	0	1	17	18	23	.439
2022-23	CU	23	4	7	11	44	.091	2-4	2	2	0	1	13	59	73	.447
TOTAL		82	14	25	39	121	.116	13-34	15	5	0	2	37	86	101	.460



MALONE AT A GLANCE

Most Goals 2, at Union (1/6/23)
Most Assists 2, (3x), Last: vs. AIC (12/29/22)
Most Points 3, vs. AIC (12/29/22)

First Goal at Michigan State (11/19/19)
First Assist vs. Yale (11/9/19)
Last Goal vs. Union (2/4/23)
Last Assist vs. Union (2/4/23)

Longest Point Streak 6 games (2/19/22 - 3/13/22)
Longest Goal Streak 2, (2x), Last: 1/15/22 - 1/21/22
Longest Assist Streak 4, (2x), Last: 1/27/23 - Present



#15 MAX ANDREEV A

Forward • Sr. • 6-0 • 182 lbs • Shoots: Left
Moscow, Russia • Central Illinois Flying Aces (USHL)

SEASON	TEAM	GP	G.	A	Points	Shots	Shot%	Pen-Min	+/-	PPG	SHG	GWG	Blk	FOW	FOL	FO%
2018-19	CU	22	2	8	10	22	.091	5-10	4	0	0	0	5	121	92	.568
2019-20	CU	24	5	15	20	39	.128	6-12	11	2	0	3	6	119	128	.482
2021-22	CU	22	9	14	23	55	.164	10-23	17	3	0	0	10	228	184	.553
2022-23	CU	21	5	13	18	40	.125	9-18	5	4	0	2	12	170	174	.494
TOTAL		89	21	50	71	156	.135	30-63	37	9	0	5	33	638	578	.525



ANDREEV AT A GLANCE

Most Goals 4, vs. RPI (11/13/21)
Most Assists 2, (9x), Last: vs. Union (2/4/23)
Most Points 6, vs. RPI (11/13/21)

First Goal vs. Michigan State (10/26/18)
First Assist vs. Yale (1/2/18)
Last Goal vs. Union (2/4/23)
Last Assist 2, vs. Union (2/4/23)

Longest Point Streak 8 games (11/12/21 - 1/1/22)
Longest Goal Streak N/A
Longest Assist Streak 4 games (11/12/21 - 11/20/21)



#16 GABRIEL SEGER

Forward • Sr. • 6-4 • 210 lbs • Shoots: Left
Uppsala, Sweden • Union College (ECAC)

SEASON	TEAM	GP	G.	A	Points	Shots	Shot%	Pen-Min	+/-	PPG	SHG	GWG	Blk	FOW	FOL	FO%
2019-20	UNI	37	7	15	22	44	.159	4-8	-1	3	0	2	18	204	223	.478
2021-22	UNI	34	7	14	21	54	.130	5-21	-2	3	0	0	18	335	306	.523
2022-23	CU	21	6	17	23	32	.188	3-17	4	4	0	1	4	207	124	.625
TOTAL FOR CU		21	6	17	23	32	.188	3-17	4	4	0	1	4	207	124	.625
TOTAL		92	20	46	66	130	.154	12-46	1	10	0	3	40	746	653	.533



SEGER AT A GLANCE

Most Goals 1, (20x), Last: vs. Princeton (1/21/23)
Most Assists 3, (2x), Last: vs. Union (2/4/23)
Most Points 3, (5x), Last: vs. Union (2/4/23)

First Goal vs. RPI (10/25/19)
First Assist vs. Army (10/6/19)
Last Goal vs. Princeton (1/21/23) - 4 games
Last Assist 3, vs. Union (2/4/23)

Longest Point Streak 6 games (12/3/22 - 1/14/23)
Longest Goal Streak 3 games (1/6/23 - 1/14/23)
Longest Assist Streak 6 games (12/3/22 - 1/14/23)



#17 DALTON BANCROFT

Forward • Fr. • 6-3 • 200 lbs • Shoots: Right
Madoc, Ontario • Trenton Golden Hawks (OJHL)

SEASON	TEAM	GP	G.	A	Points	Shots	Shot%	Pen-Min	+/-	PPG	SHG	GWG	Blk	FOW	FOL	FO%
2022-23	CU	22	8	10	18	43	.186	5-10	5	5	0	2	11	1	3	.250
TOTAL		22	8	10	18	43	.186	5-10	5	5	0	2	11	1	3	.250



BANCROFT AT A GLANCE

Most Goals 3, vs. UConn (11/26/22)
Most Assists 2, at Dartmouth (1/27/23)
Most Points 3, (2x), Last: vs. Union (2/4/23)

First Goal vs. Yale (11/18/22)
First Assist at Minnesota Duluth (10/28/22)
Last Goal 2, vs. Union (2/4/23)
Last Assist vs. Union (2/4/23)

Longest Point Streak 4 games (11/18/22 - 11/26/22)
Longest Goal Streak 2 games (1/20/23 - 1/21/23)
Longest Assist Streak 3 games (11/18/22 - 11/22/22)



#18 KYLER KOVICH

Forward • So. • 6-2 • 182 lbs • Shoots: Left
Coquitlam, British Columbia • Tri-City Storm (USHL)

SEASON	TEAM	GP	G.	A	Points	Shots	Shot%	Pen-Min	+/-	PPG	SHG	GWG	Blk	FOW	FOL	FO%
2021-22	CU	19	3	1	4	13	.231	4-8	6	0	0	1	7	1	0	1.000
2022-23	CU	10	1	0	1	8	.125	1-2	0	0	0	0	1	0	0	.000
TOTAL		29	4	1	5	21	.190	5-10	6	0	0	1	8	1	0	1.000



KOVICH AT A GLANCE

Most Goals 1, (4x), Last: at St. Lawrence (11/11/22)
Most Assists 1, at Dartmouth (11/6/21)
Most Points 1, (5x), Last: at St. Lawrence (11/11/22)

First Goal vs. Boston University (11/27/21)
First Assist at Dartmouth (11/6/21)
Last Goal at St. Lawrence (11/11/22) - 7 games
Last Assist at Dartmouth (11/6/21) - 26 games

Longest Point Streak 2 games (1/7/22 - 1/8/22)
Longest Goal Streak 2 games (1/7/22 - 1/8/22)
Longest Assist Streak N/A

2022-23 CORNELL BIG RED SKATER CAPSULES



#19 SULLIVAN MACK

Forward • So. • 6-1 • 189 lbs • Shoots: Left
Anchorage, Alaska • Salmon Arm Silverbacks (BCHL)

SEASON	TEAM	GP	G.	A	Points	Shots	Shot%	Pen-Min	+/-	PPG	SHG	GWG	Blk	FOW	FOL	FO%
2021-22	CU	20	1	2	27	.037	2-4	-3	0	0	1	5	0	0	0	.000
2022-23	CU	18	3	4	16	.188	3-6	3	0	0	1	6	0	0	0	.000
TOTAL		38	4	5	9	.093	5-10	0	0	0	2	11	0	0	0	.000



MACK AT A GLANCE

Most Goals 2, vs. AIC (12/29/22)
Most Assists 2, vs. UConn (11/26/22)
Most Points 2, (2x), Last: vs. AIC (12/29/22)

First Goal at Princeton (2/26/22)
First Assist vs. RPI (11/13/21)
Last Goal 2, vs. AIC (12/29/22) - 10 games
Last Assist 2, vs. UConn (11/26/22) - 13 games

Longest Point Streak 4 games (11/18/22 - 11/26/22)
Longest Goal Streak N/A
Longest Assist Streak 2 games (11/18/22 - 11/19/22)



#20 MATT STIENBURG A

Forward • Sr. • 6-2 • 195 lbs • Shoots: Right
Halifax, Nova Scotia • St. Andrew's College



SEASON	TEAM	GP	G.	A	Points	Shots	Shot%	Pen-Min	+/-	PPG	SHG	GWG	Blk	FOW	FOL	FO%
2019-20	CU	27	5	5	10	31	.161	13-45	12	1	0	1	15	31	40	.437
2021-22	CU	28	13	16	29	63	.206	11-30	11	4	0	4	22	50	67	.427
2022-23	CU	13	2	4	6	34	.059	7-14	-3	1	0	1	13	2	8	.200
TOTAL		68	20	25	45	128	.156	31-89	20	6	0	6	50	83	115	.419



STIENBURG AT A GLANCE

Most Goals 3, at St. Lawrence (12/3/21)
Most Assists 3, vs. RPI (11/13/21)
Most Points 4, (2x), Last: at St. Lawrence (12/3/21)

First Goal vs. Ohio State (1/3/20)
First Assist vs. Yale (11/9/19)
Last Goal vs. UConn (11/26/22) - 3 games
Last Assist vs. Dartmouth (12/3/22) - 1 game

Longest Point Streak 11 games (10/30/21 - 1/1/22)
Longest Goal Streak 3 games (2/21/20 - 2/28/20)
Longest Assist Streak 5 games (11/20/21 - 1/1/22)



#21 ZACH TUPKER

Forward • Sr. • 6-1 • 197 lbs • Shoots: Left
Collingwood, Ontario • Carleton Place Canadians (CCHL)

SEASON	TEAM	GP	G.	A	Points	Shots	Shot%	Pen-Min	+/-	PPG	SHG	GWG	Blk	FOW	FOL	FO%
2019-20	CU	20	1	2	3	12	.083	1-2	7	0	0	0	5	50	59	.459
2021-22	CU	32	1	6	7	36	.028	4-8	-1	0	0	0	10	139	133	.511
2022-23	CU	23	4	3	7	50	.080	7-14	3	0	0	1	8	207	156	.570
TOTAL		75	6	11	17	98	.061	12-24	9	0	0	1	23	396	348	.532



TUPKER AT A GLANCE

Most Goals 2, vs. Yale (11/18/22)
Most Assists 1, (11x), Last: vs. UConn (11/26/22)
Most Points 2, (2x), Last: vs. Yale (11/18/22)

First Goal vs. Yale (11/9/19)
First Assist vs. Colgate (2/9/20)
Last Goal at RPI (1/7/23) - 7 games
Last Assist vs. UConn (11/26/22) - 13 games

Longest Point Streak 3, (2x), Last: 11/12/22 - 11/19/22
Longest Goal Streak 2 games (11/12/22 - 11/18/22)
Longest Assist Streak 3 games (1/7/22 - 1/15/22)



#22 KYLE PENNEY

Forward • Jr. • 6-1 • 204 lbs • Shoots: Left
Lawrencetown, Nova Scotia • Chilliwack Chiefs (BCHL)

SEASON	TEAM	GP	G.	A	Points	Shots	Shot%	Pen-Min	+/-	PPG	SHG	GWG	Blk	FOW	FOL	FO%
2021-22	CU	32	8	6	14	59	.136	4-8	3	0	0	0	23	25	36	.410
2022-23	CU	22	5	6	11	33	.152	2-4	7	1	0	0	7	39	45	.464
TOTAL		54	13	12	25	92	.141	6-12	10	1	0	0	30	64	81	.441



PENNEY AT A GLANCE

Most Goals 1, (11x), Last: vs. Union (2/4/23)
Most Assists 2, vs. Clarkson (2/19/22)
Most Points 3, vs. Brown (11/19/22)

First Goal at Dartmouth (11/6/21)
First Assist vs. Boston University (11/27/21)
Last Goal vs. Union (2/4/23)
Last Assist at Union (1/6/23) - 8 games

Longest Point Streak 2, (5x), Last: 11/19/22 - 11/22/22
Longest Goal Streak 2, (4x), Last: 11/19/22 - 11/22/22
Longest Assist Streak N/A



#23 WINTER WALLACE

Forward • Fr. • 6-3 • 215 lbs • Shoots: Right
Boulder, Colorado • Youngstown Phantoms (USHL)

SEASON	TEAM	GP	G.	A	Points	Shots	Shot%	Pen-Min	+/-	PPG	SHG	GWG	Blk	FOW	FOL	FO%
2022-23	CU	12	2	2	4	10	.200	6-12	6	0	0	0	3	0	0	.000
TOTAL		12	2	2	4	10	.200	6-12	6	0	0	0	3	0	0	.000



WALLACE AT A GLANCE

Most Goals 1, (2x), Last: vs. Brown (11/19/22)
Most Assists 1, (2x), Last: vs. Union (2/4/23)
Most Points 1, (4x), Last: vs. Brown (11/19/22)

First Goal at Minnesota Duluth (10/28/22)
First Assist at Clarkson (11/12/22)
Last Goal vs. Brown (11/19/22) - 8 games
Last Assist vs. Union (2/4/23)

Longest Point Streak 2 games (11/12/22 - 11/19/22)
Longest Goal Streak N/A
Longest Assist Streak N/A

2022-23 CORNELL BIG RED SKATER CAPSULES



#24 SAM MALINSKI

Defenseman • Sr. • 5-11 • 189 lbs • Shoots: Right
Lakeville, Minnesota • Bismarck Bobcats (NAHL)

SEASON	TEAM	GP	G.	A	Points	Shots	Shot%	Pen-Min	+/-	PPG	SHG	GWG	Bik	FOW	FOL	FO%
2019-20	CU	25	4	12	16	61	.066	7-14	14	2	0	1	19	0	0	.000
2021-22	CU	32	5	18	23	81	.062	9-26	20	2	0	1	41	0	0	.000
2022-23	CU	23	8	17	25	61	.131	5-10	6	3	1	1	26	0	0	.000
TOTAL		80	17	47	64	203	.084	21-50	40	7	1	3	86	0	0	.000



MALINSKI AT A GLANCE

Most Goals 2, vs. Union (2/4/23)
Most Assists 3, (2x), Last: vs. Princeton (1/21/23)
Most Points 4, vs. Union (2/4/23)

First Goal at Michigan State (11/2/19)
First Assist at Michigan State (11/1/19)
Last Goal 2, vs. Union (2/4/23)
Last Assist 2, vs. Union (2/4/23)

Longest Point Streak 10 games (12/30/22 - Present)
Longest Goal Streak 4 games, 1/27/23 - Present
Longest Assist Streak 7 games (12/30/22 - 1/27/23)

PSENICKA AT A GLANCE

Most Goals 2, (2x), Last: vs. AIC (12/29/22)
Most Assists 2, at North Dakota (1/7/22)
Most Points 3, (2x), Last: vs. AIC (12/29/22)

First Goal vs. Alaska (10/29/21)
First Assist at Dartmouth (11/6/21)
Last Goal vs. Union (2/4/23)
Last Assist vs. Union (2/4/23)

Longest Point Streak 4 games (3/11/22 - 10/28/22)
Longest Goal Streak 2, (4x), Last: 12/29/22 - 1/6/23
Longest Assist Streak 4 games (3/11/22 - 10/28/22)

SUDA AT A GLANCE

Most Goals N/A
Most Assists 2, vs. Quinnipiac (1/20/23)
Most Points 2, vs. Quinnipiac (1/20/23)

First Goal N/A
First Assist at Minnesota Duluth (10/29/22)
Last Goal N/A
Last Assist vs. RPI (2/3/23) - 1 game

Longest Point Streak N/A
Longest Goal Streak N/A
Longest Assist Streak N/A



#26 ONDREJ PSENICKA

Forward • So. • 6-6 • 211 lbs • Shoots: Left
Prague, Czechia • Waterloo Black Hawks (USHL)

SEASON	TEAM	GP	G.	A	Points	Shots	Shot%	Pen-Min	+/-	PPG	SHG	GWG	Bik	FOW	FOL	FO%
2021-22	CU	6	0	0	0	5	.000	0-0	-1	0	0	0	1	0	0	.000
2022-23	CU	23	7	5	12	45	.156	4-8	12	1	0	0	8	38	38	.500
TOTAL		55	19	14	33	113	.168	13-26	33	3	1	3	19	56	55	.505



DESANTIS AT A GLANCE

Most Goals 2, (2x), Last: vs. Union (2/4/23)
Most Assists 4, at RPI (1/7/23)
Most Points 4, at RPI (1/7/23)

First Goal at St. Lawrence (11/11/22)
First Assist vs. AIC (12/29/22)
Last Goal 2, vs. Union (2/4/23)
Last Assist vs. Quinnipiac (1/20/23) - 5 games

Longest Point Streak 6 games (12/29/22 - 1/20/23)
Longest Goal Streak 2 games (12/29/22 - 12/30/22)
Longest Assist Streak 4 games (1/6/23 - 1/20/23)

BERARD AT A GLANCE

Most Goals 3, (2x), Last: at Dartmouth (11/6/21)
Most Assists 3, at RPI (1/7/23)
Most Points 4, at RPI (1/7/23)

First Goal vs. Princeton (11/23/19)
First Assist at Michigan State (11/2/19)
Last Goal at Quinnipiac (1/20/23) - 5 games
Last Assist 2, vs. Union (2/4/23)

Longest Point Streak 6 games (12/30/22 - 1/14/23)
Longest Goal Streak 4 games (1/6/23 - 1/20/23)
Longest Assist Streak 4 games (12/30/22 - 1/7/23)



#27 MICHAEL SUDA

Defenseman • So. • 6-1 • 180 lbs • Shoots: Left
Cheektowaga, New York • Fargo Force (USHL)

SEASON	TEAM	GP	G.	A	Points	Shots	Shot%	Pen-Min	+/-	PPG	SHG	GWG	Bik	FOW	FOL	FO%
2021-22	CU	6	0	0	0	5	.000	0-0	-1	0	0	0	1	0	0	.000
2022-23	CU	22	0	6	6	18	.000	2-4	5	0	0	0	11	0	1	.000
TOTAL		28	0	6	6	23	.000	2-4	4	0	0	0	12	0	1	.000



#28 NICK DESANTIS

Forward • Fr. • 5-9 • 155 lbs • Shoots: Right
Collegeville, Pennsylvania • Madison Capitols (USHL)

SEASON	TEAM	GP	G.	A	Points	Shots	Shot%	Pen-Min	+/-	PPG	SHG	GWG	Bik	FOW	FOL	FO%
2022-23	CU	19	7	8	15	24	.292	3-6	7	3	0	1	3	0	0	.000
TOTAL		19	7	8	15	24	.292	3-6	7	3	0	1	3	0	0	.000



#29 BEN BERARD

Forward • Sr. • 6-0 • 191 lbs • Shoots: Left
Duncan, British Columbia • Powell River Kings (BCHL)

SEASON	TEAM	GP	G.	A	Points	Shots	Shot%	Pen-Min	+/-	PPG	SHG	GWG	Bik	FOW	FOL	FO%
2019-20	CU	27	7	10	17	66	.106	2-4	8	4	0	1	4	5	9	.357
2021-22	CU	26	14	9	23	87	.161	3-6	11	5	0	3	10	0	0	.000
2022-23	CU	23	5	15	20	61	.082	3-6	-1	0	0	1	15	0	0	.000
TOTAL		76	26	34	60	214	.121	8-16	18	9	0	5	29	5	9	.357



2022-23 CORNELL BIG RED GOALTENDER CAPSULES



#30 IAN SHANE

Goaltender • So. • 6-0 • 167 lbs • Catches: Left
 Manhattan Beach, California • Bismarck Bobcats (NAHL)

SEASON	TEAM	GP-GS	Minutes	GA	GAAvg	Saves	Save%	W	L	T	Sho	PPG	SHG
2021-22	CU	17 - 16	979.45	28	1.72	387	.933	7	6	3	3	10	0
2022-23	CU	22 - 20	1234.89	38	1.85	393	.912	14	6	1	3	13	0
TOTAL		39 - 36	2214.34	66	1.79	780	.922	21	12	4	6	23	0



SHANE AT A GLANCE

Most Saves 42, at Quinnipiac (2/25/22)
 Assists N/A

First Game at Arizona State (1/2/22)
 First Start at North Dakota (1/7/22)
 First Shutout at Yale (1/15/22)

Last Shutout vs. Quinnipiac (1/20/23) - 5 games
 Last Assist. N/A



#33 REMINGTON KEOPPLE

Goaltender • Fr. • 6-2 • 190 lbs • Catches: Left
 New Richmond, Wisconsin • Des Moines Buccaneers (USHL)

SEASON	TEAM	GP-GS	Minutes	GA	GAAvg	Saves	Save%	W	L	T	Sho	PPG	SHG
2022-23	CU	4 - 3	129.47	7	3.25	36	.837	1	1	0	0	1	1
TOTAL		4 - 3	129.47	7	3.25	36	.837	1	1	0	0	1	1



KEOPPLE AT A GLANCE

Most Saves 17, vs. Brown (11/19/22)
 Assists N/A

First Game at Minnesota Duluth (10/29/22)
 First Start at Minnesota Duluth (10/29/22)
 First Shutout N/A

Last Shutout N/A
 Last Assist. N/A



#34 RYAN MCINCHAK

Goaltender • Jr. • 6-0 • 175 lbs • Catches: Left
 Trenton, Michigan • American International College (AHA)

SEASON	TEAM	GP-GS	Minutes	GA	GAAvg	Saves	Save%	W	L	T	Sho	PPG	SHG
2020-21	AIC	2 - 1	99.55	0	0	37	1.000	1	0	0	1	0	0
2021-22	AIC	1 - 0	33.07	1	1.82	13	.929	0	1	0	0	0	0
2022-23	CU	2 - 0	11.35	1	5.29	2	.667	0	0	0	0	0	0
TOTAL FOR CU		2 - 0	11.35	1	5.29	2	.667	0	0	0	0	0	0
TOTAL		5 - 1	143.97	2	0.84	52	.963	1	1	0	1	0	0



MCINCHAK AT A GLANCE

Most Saves 20, vs. Holy Cross (1/30/21)
 Assists N/A

First Game vs. Holy Cross (1/29/21)
 First Start vs. Holy Cross (1/30/21)
 First Shutout vs. Holy Cross (1/30/21)

Last Shutout vs. Holy Cross (1/30/21) - 4 games
 Last Assist. N/A

2022-23 GAME HIGHS

CORNELL HIGHS

POINTS	28	vs. Union (2/4/23)
GOALS	10	vs. Union (2/4/23)
ASSISTS	18	vs. Union (2/4/23)
SHOTS ON GOAL	39	vs. Brown (11/19/22)
SAVES	36	at Boston University (1/14/23)
PENALTIES	8	vs. RPI (1/7/23)
PIM	27	vs. RPI (1/7/23)

OPPONENT HIGHS

POINTS	16	at Harvard (1/28/23)
GOALS	6	at Harvard (1/28/23)
ASSISTS	10	at Harvard (1/28/23)
SHOTS ON GOAL	40	at Boston University (1/14/23)
SAVES	35	vs. Dartmouth (1/27/23)
PENALTIES	7	at Clarkson (11/12/22)
PIM	25	at Clarkson (11/12/22)

CORNELL LOWS

POINTS	0	at Quinnipiac (11/5/22)
GOALS	0	at Quinnipiac (11/5/22)
ASSISTS	0	at Quinnipiac (11/5/22)
SHOTS ON GOAL	9	at Quinnipiac (11/5/22)
SAVES	9	(2x), Last: vs. Union (2/4/23)
PENALTIES	0	at Dartmouth (1/27/22)
PIM	0	at Dartmouth (1/27/22)

OPPONENT LOWS

POINTS	0	(3x), Last: vs. Quinnipiac (1/20/23)
GOALS	0	(3x), Last: vs. Quinnipiac (1/20/23)
ASSISTS	0	(4x), Last: vs. Quinnipiac (1/20/23)
SHOTS ON GOAL	10	vs. Union (2/4/23)
SAVES	9	at Quinnipiac (11/5/22)
PENALTIES	0	vs. Harvard (12/2/22)
PIM	0	vs. Harvard (12/2/22)

FIVE-YEAR SITUATIONAL STATS

	2022-23	2021-22	2019-20	2018-19	2017-18	5-YR TOTAL
Overall...	15-7-1	18-10-4	23-2-4	21-11-4	25-6-2	102-36-15
ECAC Hockey games...	12-4-0	12-6-4	18-2-2	13-5-4	17-3-2	72-20-12
Ivy League games...	6-2-0	5-3-2	9-1-1	8-3-1	9-1-1	37-10-5
Non-conference games...	3-3-1	6-4-0	5-0-2	8-6-0	8-3-0	30-16-3
At home...	9-1-1	9-4-3	11-0-2	12-6-0	15-2-0	56-13-6
On the road...	5-6-0	8-6-1	10-2-1	7-2-4	9-2-2	39-18-8
At a neutral site...	1-0-0	1-0-0	2-0-1	2-3-0	1-2-0	7-5-1
Leading after the 1st...	11-2-0	10-3-3	15-0-0	15-3-1	13-2-0	64-10-4
Trailing after the 1st...	2-4-1	2-6-1	0-1-0	2-5-2	2-2-1	8-18-5
Tied after the 1st...	2-1-0	6-1-0	8-1-4	4-3-1	10-2-1	30-8-6
Leading after the 2nd...	13-0-0	12-0-1	20-0-0	20-2-2	19-0-0	84-2-3
Trailing after the 2nd...	1-5-1	3-8-1	0-2-3	0-8-0	1-4-1	5-27-6
Tied after the 2nd...	1-2-0	3-2-2	3-0-1	1-1-2	5-2-1	13-7-6
Outshooting opponent...	14-4-1	12-8-2	17-1-3	14-9-1	15-4-1	72-26-8
Being outshot...	1-2-0	5-1-2	3-1-1	7-2-3	9-2-1	25-8-7
Shots are even...	0-1-0	1-1-0	3-0-0	0-0-0	1-0-0	5-2-0
One-goal margin...	4-3	7-7	3-1	6-6	10-3	30-20
Two-goal margin...	3-2	3-1	7-0	7-1	6-1	26-5
Three-plus-goal margin...	8-2	8-2	13-1	8-4	9-2	46-11
Scoring first...	13-3-0	12-2-3	20-0-1	20-6-2	22-4-0	87-15-6
Opponent scores first...	2-4-1	6-8-1	3-2-3	1-5-2	3-2-1	15-21-8
In October...	0-2-0	2-0-0	0-0-0	0-2-0	2-0-0	4-4-0
In November...	6-2-0	6-1-0	9-0-0	5-3-0	7-1-0	33-7-0
In December...	2-1-1	1-0-1	1-1-0	1-0-0	2-1-0	7-3-2
In January...	5-2-0	4-3-2	4-1-4	6-1-1	7-0-1	26-7-8
In February...	2-0-0	4-4-1	9-0-0	4-2-2	5-2-1	24-8-4
In March...	0-0-0	1-2-0	0-0-0	5-3-1	2-2-0	8-7-1
On a Sunday...	0-0-0	0-2-0	1-0-0	1-1-0	0-0-0	2-3-0
On a Monday...	0-0-0	0-0-0	0-0-0	0-0-0	0-0-0	0-0-0
On a Tuesday...	1-0-0	0-1-0	0-0-0	0-0-0	1-0-0	2-1-0
On a Wednesday...	0-0-0	0-0-0	0-0-0	0-0-0	0-0-0	0-0-0
On a Thursday...	1-0-0	0-0-0	0-0-0	0-0-0	0-0-0	1-0-0
On a Friday...	7-2-1	7-5-1	11-1-1	10-5-1	12-2-1	47-15-5
On a Saturday...	6-5-0	11-2-3	11-1-3	10-5-3	13-4-0	51-17-9
First of back-to-back...	8-2-0	7-6-1	12-1-1	11-5-1	11-1-2	49-15-5
Second of back-to-back...	5-4-1	9-2-3	10-1-3	9-5-3	11-3-0	44-15-10
Third in three days...	0-0-0	0-1-0	0-0-0	1-0-0	0-0-0	1-1-0
In a single game...	2-1-0	2-1-0	1-0-0	0-1-0	3-2-0	8-5-0
In overtime...	0-1-1	4-1-4	0-0-4	0-0-4	0-3-4	4-5-17
In shootouts...	1-0	0-4	0-0	0-1	0-0	1-5
vs. ECAC Hockey opp...	12-4-0	13-8-4	18-2-2	16-8-4	19-4-2	78-26-12
vs. Atlantic Hockey opp...	2-0-1	0-0-0	0-0-0	0-0-0	2-0-0	4-0-1
vs. Hockey East opp...	1-1-0	1-0-0	1-0-1	1-1-0	1-1-0	5-3-1
vs. Big Ten opp...	0-0-0	0-0-0	3-0-0	0-2-0	0-0-0	3-2-0
vs. NCHC opp...	0-2-0	2-0-0	0-0-0	0-0-0	1-1-0	3-3-0
vs. WCHA opp...	0-0-0	0-0-0	1-0-1	2-0-0	2-0-0	5-0-1
vs. Independent opp...	0-0-0	2-2-0	0-0-0	2-0-0	0-0-0	4-2-0
Ranked in USA Today poll...	2-6-0	5-1-0	4-0-1	5-3-2	2-2-1	18-12-4
Ranked in USCHO.com poll...	2-6-0	5-1-1	6-1-3	7-3-2	6-3-1	26-14-7

2022-23 CORNELL TEAM AND PLAYER COMBINED STATISTICS

Team Results

Date	Opponent	Score	Att.
10/28/2022	at Minn. Duluth	L 2-3	4158
10/29/2022	at Minn. Duluth	L 2-4	4395
* 11/04/2022	at Princeton	W 3-1	2171
* 11/05/2022	at Quinnipiac	L 0-2	3439
* 11/11/2022	at St. Lawrence	W 5-1	1395
* 11/12/2022	at Clarkson	L 1-4	2782
* 11/18/2022	Yale	W 5-2	3717
* 11/19/2022	Brown	W 5-1	3695
11/22/2022	Sacred Heart	W 2-1	2772
11/26/2022	vs UConn	W 6-0	12247
* 12/02/2022	Harvard	Lot 1-2	4267
* 12/03/2022	Dartmouth	W 1-0	4267
12/29/2022	American Int'l	W 8-4	2927
12/30/2022	American Int'l	Tot 3-3	3024
* 01/06/2023	at Union (NY)	W 6-1	2185
* 01/07/2023	at Rensselaer	W 6-4	2724
01/14/2023	at Boston U.	L 3-4	5346
* 01/20/2023	Quinnipiac	W 4-0	3794
* 01/21/2023	Princeton	W 3-2	4267
* 01/27/2023	at Dartmouth	W 3-2	2001
* 01/28/2023	at Harvard	L 2-6	3095
* 02/03/2023	Rensselaer	W 3-1	3723
* 02/04/2023	Union (NY)	W 10-1	3903

Game Records

Record	Overall	Home	Away	Neutral
ALL GAMES	15-7-1	9-1-1	5-6-0	1-0-0
CONFERENCE	12-4-0	7-1-0	5-3-0	0-0-0
NON-CONFERENCE	3-3-1	2-0-1	0-3-0	1-0-0

# Player	GP	Shots					PEN-MIN	PP SH	BLK	Faceoffs			
		G	A	PTS	SH	SH%				FOW	FOL	FO%	
24 Malinski, Sam	23	8	17	25	61	.131	5-10	3	1	26	0	0	.000
16 Seger, Gabriel	21	6	17	23	32	.188	3-17	4	0	4	207	124	.625
29 Berard, Ben	23	5	15	20	61	.082	3-6	0	0	15	0	0	.000
17 Bancroft, Dalton	22	8	10	18	43	.186	5-10	5	0	11	1	3	.250
15 Andreev, Max	21	5	13	18	40	.125	9-18	4	0	12	170	174	.494
28 DeSantis, Nick	19	7	8	15	24	.292	3-6	3	0	3	0	0	.000
10 Mitchell, Travis	23	6	8	14	44	.136	8-16	0	0	41	0	0	.000
26 Psenicka, Ondrej	23	7	5	12	45	.156	4-8	1	0	8	38	38	.500
22 Penney, Kyle	22	5	6	11	33	.152	2-4	1	0	7	39	45	.464
13 Malone, Jack	23	4	7	11	44	.091	2-4	2	0	13	59	73	.447
11 Donaldson, Sean	19	3	7	10	32	.094	0-0	1	0	3	0	0	.000
9 O'Leary, Jack	18	3	5	8	19	.158	3-6	0	0	11	0	1	.000
12 Rego, Tim	22	2	6	8	22	.091	5-10	0	0	21	0	0	.000
21 Tupker, Zach	23	4	3	7	50	.080	7-14	0	0	8	207	156	.570
19 Mack, Sullivan	18	3	4	7	16	.188	3-6	0	0	6	0	0	.000
20 Stienburg, Matt	13	2	4	6	34	.059	7-14	1	0	13	2	8	.200
27 Suda, Michael	22	0	6	6	18	.000	2-4	0	0	11	0	1	.000
23 Wallace, Winter	12	2	2	4	10	.200	6-12	0	0	3	0	0	.000
5 Dirven, Sebastian	23	1	3	4	21	.048	6-23	0	0	14	0	0	.000
4 Kempf, Hank	20	1	1	2	16	.063	3-6	0	0	26	0	0	.000
8 Lagerstrom, Jack	7	1	1	2	10	.100	2-4	0	0	2	0	0	.000
18 Kovich, Kyler	10	1	0	1	8	.125	1-2	0	0	1	0	0	.000
3 O'Brien, Jack	1	0	0	0	1	.000	0-0	0	0	0	0	0	.000
34 McInchak, Ryan	2	0	0	0	0	.000	0-0	0	0	0	0	0	.000
33 Keopple, Remington	4	0	0	0	0	.000	0-0	0	0	0	0	0	.000
30 Shane, Ian	22	0	0	0	0	.000	1-2	0	0	0	0	0	.000
TM TEAM	23	0	0	0	0	.000	2-4	0	0	0	0	0	.000
Totals	23	84	148	232	684	.123	92-206	25	1	259	723	623	.537
Opponents	23	49	79	128	480	.102	87-202	14	1	274	623	723	.463

Team Statistics

	CU	OPP
SHOT STATISTICS		
Goals-Shot attempts	84-684	49-480
Shot pct.	.123	.102
Goals/Game	3.65	2.13
Shots/Game	29.74	20.87
POWER PLAYS		
Goals-Power Plays	25-77	14-81
Conversion pct.	.325	.173
Shot Attempts	105	83
Shot pct.	.238	.169
SHORT-HANDED		
Goals-Shot attempts	1-24	1-9
Shot pct.	.042	.111
GOAL BREAKDOWN		
Power Play	25	14
Short-handed	1	1
Empty net	2	3
Penalty	1	0
Unassisted	3	3
Overtime	0	1
Delayed Penalty	0	0
Game winning	15	7
First Goal	16	7
Game Tying Goal	1	0
Extra Attacker	1	1
BLOCKS		
Blocks	259	274
Blocks/Game	11.26	11.91
PENALTIES		
Number	92	87
Minutes	206	202
Penalties/Game	4.00	3.78
Pen minutes/Game	8.96	8.78
FACEOFFS (W-L)		
Faceoff W-L pct.	723-623	623-723
	.537	.463
SHOOTOUTS (Made-Att)		
	2-3	0-2

# Player	GP	MIN	GA	GA AVG	SAVES	SAVES%	W-L-T-SHO
34 McInchak, Ryan	2	11:21	1	5.29	2	.667	0-0-0-0
33 Keopple, Remington	4	129:28	7	3.24	36	.837	1-1-0-0
30 Shane, Ian	22	1234:53	38	1.85	393	.912	14-6-1-3
TM EMPTY NET	-	10:29	3	17.17	0	.000	0-0-0-0
Totals	23	1386:11	49	2.12	431	.898	15-7-1-3
Opponents	23	1386:11	84	3.64	600	.877	7-15-1-1

Attendance Summary

	CU	Opponents
Total	40356	33691
Dates/Avg Per Date	11 / 3669	11 / 3063
Neutral Site #/Avg	1 / 12247	

Goals by Periods

Team	1st	2nd	3rd	OT	TOTAL
CU	32	32	20	0	84
Opponents	16	17	15	1	49

Shots by Periods

Team	1st	2nd	3rd	OT	TOTAL
CU	239	249	193	3	684
Opponents	160	155	161	4	480

Saves by Periods

Team	1st	2nd	3rd	OT	TOTAL
CU	144	138	146	3	431
Opponents	207	217	173	3	600

THE LAST TIME ...

GAME NUMBERS FOR HOME, ROAD, NEUTRAL SITE, AND HOME-AND-HOME SERIES ARE BASED UPON THOSE TYPES OF GAMES

SCORING

Recorded a Hat Trick at Home (23 games)	11/13/21 at RPI (Max Andreev — 4 goals)
Recorded a Hat Trick on the Road (23 games)	12/3/21 at St. Lawrence (Matt Stienburg)
Recorded a Hat Trick at Neutral Site (0 games)	11/26/22 vs. UConn (Dalton Bancroft)
Allowed Hat Trick at Home (363 games)	3/5/99 vs. St. Lawrence (John Poapst)
Allowed Hat Trick on the Road (75 games)	11/5/16 at Harvard (Lewis Zerber-Gossage)
Allowed Hat Trick at Neutral Site (52 games)	3/21/09 vs. Yale (Sean Backman)
Scored Two Hat Tricks in a Game (931 games)	2/26/94 vs. Yale (Jake Karam & Vincent Auger)
Defenseman Scored Hat Trick (1,275 games)	2/20/82 vs. Maine (Joe Gallant)
Hat Trick in Consecutive Games (1,026 games)	1/22/91 at Colgate; 1/26/91 at Dartmouth (Doug Derraugh)
Hat Trick in 3+ Straight Games (1,399 games)	1/21/78 vs. Yale; 1/25/78 vs. Princeton; 1/28/78 vs. Penn (Brock Tredway)
Scored 4+ Goals in a Game (49 games)	11/13/21 vs. RPI (Max Andreev -- 4 goals)
Scored 5+ Goals in a Game (1,769 games)	1/13/65 vs. Hamilton (Doug Ferguson -- 6 goals)
Two Multi-Goal Scorers in a Game (0 games)	2/4/23 vs. Union (Dalton Bancroft, Nick DeSantis, Sam Malinski)
Three Multi-Goal Scorers in a Game (0 games)	2/4/23 vs. Union (Dalton Bancroft, Nick DeSantis, Sam Malinski)

SCORING MARGINS

Shut out Opponent at Home (3 game)	1/20/23 vs. Quinnipiac (Ian Shane, 21 saves)
Shut out Opponent on the Road (11 games)	2/26/22 at Princeton (Ian Shane, 23 saves)
Shut out Opponent at Neutral Site (0 games)	11/26/22 vs. UConn (Ian Shane, 27 saves)
Were Shut out at Home (69 games)	11/18/17 vs. Clarkson (Jake Kielly, 15 saves)
Were Shut out on the Road (7 games)	11/5/22 at Quinnipiac (Yaniv Perets, 9 saves)
Were Shut out at Neutral Site (5 games)	3/31/19 vs. Providence (Hayden Hawkey, 19 saves)
Recorded Two Straight Shutouts (26 games)	2/25/22 at Quinnipiac (Ian Shane, 42 saves) 2/26/22 at Princeton (Ian Shane, 23 saves)
Recorded Three Straight Shutouts (56 games)	2/21/20 at Yale (Matthew Galajda, 17 saves) 2/22/20 at Brown (Matthew Galajda, 19 saves) 2/28/20 vs. St. Lawrence (Matthew Galajda, 26 saves)
Shut out in Two Straight Games (240 games)	12/28/14 vs. Lake Superior (Gordon Defiel, 39 saves) 12/29/14 vs. Miami (Jay Williams, 15 saves)
Shut out in Three Straight Games (1,867 games)	2/6/60 vs. Princeton (Clifford Michel, 14 saves) 2/12/60 at Dartmouth (Tom Wahman, 15 saves) 2/13/60 at Brown (Roderick McGarry, 26 saves)
Won 1-0 Game at Home (6 games)	12/3/22 vs. Dartmouth (Travis Mitchell)
Lost 1-0 Game at Home (112 games)	2/6/15 vs. Quinnipiac (Travis St. Denis)
Won 1-0 Game on Road (12 games)	2/25/22 at Quinnipiac (Jack Malone)
Lost 1-0 Game on Road (88 games)	1/15/16 at RPI (Chris Bradley)
Won 1-0 Game at Neutral Site (231 games)	12/30/67 vs. Toronto (Bob McGuinn)
Lost 1-0 Game at Neutral Site (63 games)	3/26/06 vs. Wisconsin (Jack Skille)
Won by 5+ Goals at Home (23 games)	11/13/21 vs. RPI (W, 11-3)
Lost by 5+ Goals at Home (107 games)	3/7/15 vs. Union (L, 0-7)
Won by 5+ Goals on Road (4 games)	1/6/23 at Union (W, 6-1)
Lost by 5+ Goals on Road (30 games)	1/31/20 at Quinnipiac (L, 0-5)
Won by 5+ Goals at Neutral Site (0 games)	11/26/22 vs. UConn (W, 6-0)
Lost by 5+ Goals at Neutral Site (13 games)	3/25/17 vs. UMass Lowell (L, 0-5)
Won Home Game in Overtime (19 games)	1/22/22 vs. Quinnipiac (Ben Berard)
Lost Home Game in Overtime (7 games)	12/2/22 vs. Harvard (Sean Farrell)
Won Road Game in Overtime (91 games)	11/14/15 at Colgate (Anthony Angello)
Lost Road Game in Overtime (85 games)	1/30/16 at St. Lawrence (Joe Sullivan)
Won Neutral Site Game in Overtime (20 games)	12/28/15 vs. Providence (Jeff Kubiak)
Lost Neutral Site Game in Overtime (7 games)	3/23/19 vs. Clarkson (Chris Klack)

TEAM SCORING

Scored 10+ Goals at Home (0 games)	2/4/23 vs. Union (W, 10-1)
Allowed 10+ Goals at Home (528 games)	1/21/87 vs. Colgate (L, 4-10)
Scored 10+ Goals on Road (443 games)	2/18/89 at Brown (W, 10-3)
Allowed 10+ Goals on Road (118 games)	3/16/13 at Quinnipiac (L, 0-10)
Scored 10+ Goals at Neutral Site (151 games)	1/4/85 vs. McGill (T, 10-10)
Allowed 10+ Goals at Neutral Site (119 games)	12/27/95 vs. Colorado College (L, 0-11)
5-Goal Period at Home (0 games)	2/4/23 vs. Union (6 goals — 1st period)
5-Goal Period on Road (258 games)	11/15/02 at Vermont (5 goals — 1st period)
5-Goal Period at Neutral Site (149 games)	3/16/85 vs. Clarkson (5 goals — 3rd period)
Two Goals in 30 Seconds or Less (0 games)	2/4/23 vs. Union (11 seconds)
Three Goals in One Minute or Less (0 games)	2/4/23 vs. Union (23 seconds)
Four Goals in Two Minutes or Less (0 games)	2/4/23 vs. Union (54 seconds)

SPECIAL TEAMS SCORING

Scored 3+ Power-Play Goals (0 games)	2/4/23 vs. Union (6 goals)
Allowed 3+ Power-Play Goals (8 games)	1/7/22 at Union (4 goals)
Scored 4+ Power-Play Goals (0 games)	2/4/23 vs. Union (6 goals)
Allowed 4+ Power-Play Goals (7 games)	1/7/22 at Union (4 goals)
Scored 5+ Power-Play Goals (0 games)	2/4/23 vs. Union (6 goals)
Allowed 5+ Power-Play Goals (527 games)	3/18/06 vs. Harvard (5 goals)
Scored a Short-Handed Goal (18 games)	11/11/22 at St. Lawrence (Sam Malinski)
Scored 2+ Short-Handed Goals (338 games)	1/13/12 at Quinnipiac (Sean Collins & Joel Lowry)
Allowed a Short-Handed Goal (15 games)	11/19/22 vs. Brown (Matt Sutton)
Allowed 2+ Short-Handed Goals (31 games)	2/11/22 at RPI (Jake Johnson & Jakob Lacka)
Scored a Short-Handed Goal in OT (248 games)	11/14/14 vs. Clarkson (Eric Freschi)
Scored SHG in Consecutive Games (500 games)	2/9/07 at Union (Mitch Carefoot) 2/10/07 at RPI (Mark McCutcheon)

EMPTY-NET GOALS

Scored Empty-Net Goal at Home (13 games)	3/11/22 vs. Clarkson (Kyle Penney)
Scored Empty-Net Goal on Road (6 games)	11/11/22 at St. Lawrence (Sam Malinski)
Scored Empty-Net Goal at Neutral Site (3 games)	1/2/20 vs. Ohio State (Noah Bauld)
Allowed Empty-Net Goal at Home (20 games)	1/21/22 vs. Princeton (Ian Murphy)
Allowed Empty-Net Goal on Road (0 games)	1/28/23 at Harvard (Ryan Siedem)
Allowed Empty-Net Goal at Neutral Site (9 games)	11/24/18 vs. Harvard (Adam Fox)
Scored with an Extra Attacker (8 games)	12/30/22 vs. AIC (Ondrej Psenicka)

PENALTY SHOTS

Scored on a Penalty Shot (7 games)	1/7/23 at RPI (Zach Tupker)
Unsuccessful on a Penalty Shot (164 games)	2/11/17 vs. Yale (Trevor Yates)
Allowed a Goal on a Penalty Shot (234 games)	1/24/15 vs. Dartmouth (Eric Neiley)
Stopped Shooter on Penalty Shot (40 games)	1/8/22 at North Dakota (Mark Senden)

GOALTENDING FEATS

Scored a Goal (274 games)	11/26/13 vs. Niagara (Mitch Gillam)
Recorded a Point (87 games)	3/22/19 vs. Brown (Matthew Galajda — assist)
Made 40+ Saves (27 games)	2/25/22 at Quinnipiac: Ian Shane (42 saves)
Made 50+ Saves (285 games)	3/17/13 at Quinnipiac: Andy Iles (60 saves)
Made 60+ Saves (285 games)	3/17/13 at Quinnipiac: Andy Iles (60 saves)

TEAM ACCOMPLISHMENTS

Won a National Championship	1969-70 (defeated Clarkson — W, 6-4)
Played in the Frozen Four	2002-03 — vs. New Hampshire, L, 3-2)
Won an NCAA Tournament Game	2018-19 — vs. Northeastern — W, 5-1)
Won Whitelaw Cup (ECAC Championship)	2009-10
Won Cleary Cup (ECAC Regular-Season Champion)	2019-20
Won Ivy League Championship	2019-20

2022-23 CORNELL BIG RED GAME-BY-GAME SCORING BREAKDOWN

Date	Opponent	Score	2 Muzyka	3 O'Brien	4 Kempf	5 Dirven	7 Rayhill	8 Lagerstrom	9 O'Leary	10 Mitchell	11 Donaldson	12 Rego	13 Malone	15 Andreev	16 Seger
10/28	at Minn. Duluth	L, 2-3	DND	DND	0-0-0	0-0-0	DND	0-0-0	1-0-1	0-0-0	0-0-0	0-0-0	0-0-0	0-0-0	0-0-0
10/29	at Minn. Duluth	L, 2-4	DND	DND	0-0-0	0-0-0	DND	0-0-0	DND	0-0-0	1-0-1	0-1-1	0-0-0	0-0-0	0-1-1
11/4	at Princeton	W, 3-1	DND	DND	0-0-0	0-0-0	DND	0-0-0	DND	1-0-1	0-0-0	1-0-1	0-0-0	0-2-2	1-0-1
11/5	at Quinnipiac	L, 0-2	DND	DND	0-0-0	0-0-0	DND	0-0-0	0-0-0	0-0-0	DND	0-0-0	0-0-0	0-0-0	0-0-0
11/11	at St. Lawrence	W, 5-1	DND	DND	0-1-1	0-1-1	DND	DND	0-0-0	0-1-1	0-0-0	0-0-0	0-0-0	2-1-3	0-2-2
11/12	at Clarkson	L, 1-4	DND	DND	0-0-0	0-0-0	DND	DND	DND	0-0-0	0-0-0	0-1-1	0-0-0	0-0-0	DND
11/18	Yale	W, 5-2	DND	DND	DND	0-0-0	DND	0-0-0	0-1-1	0-1-1	0-2-2	0-0-0	0-0-0	DND	1-0-1
11/19	Brown	W, 5-1	DND	DND	DND	0-0-0	DND	1-0-1	1-0-1	0-0-0	0-2-2	0-0-0	0-0-0	0-1-1	0-1-1
11/22	Sacred Heart	W, 2-1	DND	DND	DND	0-0-0	DND	0-1-1	0-1-1	0-0-0	0-1-1	0-0-0	0-0-0	0-0-0	DND
11/26	vs. UConn	W, 6-0	DND	DND	0-0-0	0-0-0	DND	DND	0-0-0	0-0-0	0-0-0	0-1-1	0-0-0	1-1-2	0-1-1
12/2	Harvard	L, 1-2 (OT)	DND	DND	0-0-0	0-0-0	DND	DND	DND	1-0-1	0-1-1	0-1-1	0-0-0	0-0-0	0-0-0
12/3	Dartmouth	W, 1-0	DND	DND	0-0-0	0-0-0	DND	DND	0-0-0	1-0-1	0-0-0	0-0-0	0-0-0	DND	0-1-1
12/29	AIC	W, 8-4	DND	DND	0-0-0	0-1-1	DND	DND	0-1-1	1-1-2	0-0-0	0-0-0	1-2-3	0-1-1	0-1-1
12/30	AIC	T, 3-3 (SOW)	DND	DND	0-0-0	0-0-0	DND	DND	0-0-0	0-0-0	0-1-1	0-0-0	0-0-0	0-0-0	0-1-1
1/6	at Union	W, 6-1	DND	DND	0-0-0	1-0-1	DND	DND	0-0-0	0-0-0	0-0-0	1-0-1	2-0-2	0-1-1	1-2-3
1/7	at RPI	W, 6-4	DND	DND	1-0-1	0-0-0	DND	DND	0-0-0	0-0-0	1-0-1	0-0-0	0-0-0	0-0-0	1-1-2
1/14	at Boston Univ.	L, 3-4	DND	DND	0-0-0	0-0-0	DND	DND	0-0-0	0-1-1	0-0-0	0-0-0	0-0-0	0-0-0	1-2-3
1/20	Quinnipiac	W, 4-0	DND	DND	0-0-0	0-1-1	DND	DND	1-0-1	0-0-0	0-0-0	0-0-0	0-1-1	0-1-1	0-0-0
1/21	Princeton	W, 3-2	DND	DND	0-0-0	0-0-0	DND	DND	0-0-0	0-0-0	1-0-1	0-0-0	0-0-0	0-1-1	1-0-1
1/27	at Dartmouth	W, 3-2	DND	DND	0-0-0	0-0-0	DND	DND	0-0-0	0-0-0	0-0-0	0-0-0	0-1-1	1-1-2	0-0-0
1/28	at Harvard	L, 2-6	DND	DND	0-0-0	0-0-0	DND	DND	0-1-1	0-1-1	0-0-0	0-0-0	0-1-1	0-0-0	0-0-0
2/3	RPI	W, 3-1	DND	DND	0-0-0	0-0-0	DND	DND	0-0-0	2-0-2	DND	0-1-1	0-1-1	0-1-1	0-0-0
2/4	Union	W, 10-1	DND	0-0-0	0-0-0	0-0-0	DND	DND	0-1-1	0-3-3	DND	0-1-1	1-1-2	1-2-3	0-3-3

Date	Opponent	Score	17 Bancroft	18 Kovich	19 Mack	20 Stienburg	21 Tupker	22 Penney	23 Wallace	24 Malinski	26 Psenicka	27 Suda	28 DeSantis	29 Berard
10/28	at Minn. Duluth	L, 2-3	0-1-1	DND	DND	0-0-0	0-1-1	0-1-1	1-0-1	0-0-0	0-1-1	0-0-0	DND	0-0-0
10/29	at Minn. Duluth	L, 2-4	0-0-0	0-0-0	DND	0-1-1	0-0-0	0-0-0	DND	0-0-0	0-0-0	0-1-1	0-0-0	1-0-1
11/4	at Princeton	W, 3-1	0-0-0	DND	DND	0-0-0	0-0-0	0-1-1	0-0-0	0-0-0	0-0-0	0-0-0	0-0-0	0-1-1
11/5	at Quinnipiac	L, 0-2	DND	0-0-0	DND	0-0-0	0-0-0	0-0-0	0-0-0	0-0-0	0-0-0	0-0-0	0-0-0	0-0-0
11/11	at St. Lawrence	W, 5-1	0-0-0	1-0-1	0-0-0	0-0-0	0-0-0	DND	DND	1-1-2	0-1-1	0-0-0	1-0-1	0-2-2
11/12	at Clarkson	L, 1-4	0-0-0	0-0-0	0-0-0	0-0-0	1-0-1	0-0-0	0-1-1	0-0-0	0-0-0	0-0-0	0-0-0	0-0-0
11/18	Yale	W, 5-2	1-1-2	0-0-0	0-1-1	0-1-1	2-0-2	0-0-0	DND	0-1-1	0-1-1	0-0-0	1-0-1	0-0-0
11/19	Brown	W, 5-1	0-1-1	DND	0-1-1	1-0-1	0-1-1	1-2-3	1-0-1	0-1-1	0-0-0	0-0-0	DND	0-0-0
11/22	Sacred Heart	W, 2-1	0-1-1	0-0-0	1-0-1	0-0-0	0-0-0	1-0-1	DND	0-0-0	0-0-0	0-0-0	0-0-0	0-0-0
11/26	vs. UConn	W, 6-0	3-0-3	DND	0-2-2	1-1-2	0-1-1	0-0-0	0-0-0	0-1-1	1-0-1	0-1-1	DND	0-1-1
12/2	Harvard	L, 1-2 (OT)	0-0-0	DND	0-0-0	0-0-0	0-0-0	0-0-0	0-0-0	0-0-0	0-0-0	0-0-0	0-0-0	0-0-0
12/3	Dartmouth	W, 1-0	0-0-0	DND	0-0-0	0-1-1	0-0-0	0-0-0	0-0-0	0-0-0	0-0-0	0-0-0	0-0-0	0-0-0
12/29	AIC	W, 8-4	0-0-0	DND	2-0-2	0-0-0	0-0-0	1-1-2	DND	0-0-0	2-1-3	0-1-1	1-1-2	0-2-2
12/30	AIC	T, 3-3 (SOW)	0-1-1	0-0-0	0-0-0	DND	0-0-0	0-0-0	DND	0-1-1	1-0-1	0-0-0	2-0-2	0-2-2
1/6	at Union	W, 6-1	0-1-1	DND	0-0-0	DND	0-0-0	0-1-1	0-0-0	0-2-2	0-0-0	0-0-0	0-1-1	1-1-2
1/7	at RPI	W, 6-4	0-0-0	0-0-0	0-0-0	DND	1-0-1	0-0-0	DND	1-0-1	0-0-0	0-0-0	0-4-4	1-3-4
1/14	at Boston Univ.	L, 3-4	0-0-0	DND	0-0-0	DND	0-0-0	0-0-0	0-0-0	1-2-3	0-0-0	0-0-0	0-1-1	1-0-1
1/20	Quinnipiac	W, 4-0	1-0-1	DND	0-0-0	DND	0-0-0	0-0-0	0-0-0	0-2-2	1-0-1	0-2-2	0-1-1	1-0-1
1/21	Princeton	W, 3-2	1-1-2	DND	0-0-0	DND	0-0-0	0-0-0	0-0-0	0-3-3	0-0-0	0-0-0	0-0-0	0-0-0
1/27	at Dartmouth	W, 3-2	0-2-2	0-0-0	0-0-0	DND	0-0-0	1-0-1	DND	1-1-2	0-0-0	0-0-0	0-0-0	0-0-0
1/28	at Harvard	L, 2-6	0-0-0	0-0-0	0-0-0	DND	0-0-0	0-0-0	DND	1-0-1	1-0-1	0-0-0	0-0-0	0-0-0
2/3	RPI	W, 3-1	0-0-0	DND	0-0-0	DND	0-0-0	0-0-0	0-0-0	1-0-1	0-0-0	0-1-1	0-0-0	0-0-0
2/4	Union	W, 10-1	2-1-3	DND	0-0-0	DND	0-0-0	1-0-1	0-1-1	2-2-4	1-1-2	0-0-0	2-0-2	0-2-2

NOTE: SHADED DENOTES MULTI-GAME POINT STREAK

CORNELL SPECIAL TEAMS GAME-BY-GAME BREAKDOWN

Key:

○ 5-on-4 killed; ● 5-on-4 goal; □ 4-on-3 killed; ■ 4-on-3 goal; ⊙ 5-on-4 major penalty killed; ⊕ 5-on-4 major penalty goal; ▣ 4-on-3 major penalty goal; ⊚ 5-on-3 killed; ⊛ 5-on-3 goal; ◇ 4-on-3 then 5-on-4 killed; ◆ 5-on-4 goal after 4-on-3 killed; ⊗ shorthanded goal; ⊞ 4-on-3 major penalty killed

Date	Opponent	1st Per. PPs	2nd Per. PPs	3rd Per. PPs	OT PPs	1st Per. PKs	2nd Per. PKs	3rd Per. PKs	OT PKs
10/28	at Minnesota Duluth	○	○	○		○○	○		
10/29	at Minnesota Duluth	○	○○	○⊚		○○○	●	○	
11/4	at Princeton	○	○●				○○	○●○	
11/5	at Quinnipiac		⊚	○○		○○	⊙	○○	
11/11	at St. Lawrence	○●	○●	○			○○	○⊗	
11/12	at Clarkson	○	○○	⊙○		●○	○●○		
11/18	Yale	○	●●					⊚○○	
11/19	Brown	⊗●		●		○	○	○	
11/22	Sacred Heart	○					○	○	
11/26	vs. UConn		○●	○		○	○	○○	
12/2	Harvard					○			
12/3	Dartmouth		○○			○○	○		
12/29	AIC	○	○	○		○	○		
12/30	AIC			○●○○			○⊚		
1/6	at Union		●●			○	○⊚	○	
1/7	at RPI	⊚	■			○	●●●○○	○●	
1/14	at Boston University	○		●○		○	⊚⊚	●	
1/20	Quinnipiac		●○			○○	○		
1/21	Princeton	●	○●	●			○●		
1/27	at Dartmouth	●	●	⊙○					
1/28	at Harvard		○	⊚⊚			●○		
2/3	RPI		○○	○○		●○	○	○	
2/4	Union	●●●○○⊙		●			○○●		

CORNELL SPECIAL TEAMS BREAKDOWN

	Last Friday vs. RPI				Last Saturday vs. Union				Season Totals			
Cornell PP	PPG	Opp.	Opp. Goals	PP Time	PPG	Opp.	Opp. Goals	PP Time	PPG/Opp.	Opp. Goals	Time	PP%
5-on-4	0	4	0	7:42	6	7	0	7:11	24/75	1	117:06	32.0%
5-on-3	—	—	—	—	—	—	—	—	0/4	0	2:06	0.0%
4-on-3	—	—	—	—	—	—	—	—	1/1	0	0:52	100.0%
Cornell PK	PPG	Opp.	CU Goals	PK Time	PPG	Opp.	CU Goals	PK Time	PPG/Opp.	CU Goals	Time	PK%
5-on-4	1	4	0	6:08	1	3	0	5:51	13/81	1	137:37	84.0%
5-on-3	—	—	—	—	—	—	—	—	1/5	0	5:11	80.0%
4-on-3	—	—	—	—	—	—	—	—	0/0	0	0:00	0.0%
Even Strength	CU Goals	Chances	Opp. Goals	Time	CU Goals	Chances	Opp. Goals	Time	CU Goals	Chances	Opp Goals	Time
4-on-4	0	1	0	0:18	—	—	—	—	0	14	0	18:49
3-on-3	—	—	—	—	—	—	—	—	0	0	0	0:00
Cornell Pulled Goalie	CU Goals	Chances	Opp. Goals	Time	CU Goals	Chances	Opp. Goals	Time	CU Goals	Chances	Opp Goals	Time
6-on-5	—	—	—	—	—	—	—	—	1	8	3	6:33
6-on-4	—	—	—	—	—	—	—	—	0	2	0	1:31
6-on-3	—	—	—	—	—	—	—	—	0	1	0	0:15
Opp. Pulled Goalie	CU Goals	Chances	Opp. Goals	Time	CU Goals	Chances	Opp. Goals	Time	CU Goals	Chances	Opp Goals	Time
6-on-5	0	1	0	0:48	—	—	—	—	1	7	1	8:07
6-on-4	0	1	0	2:00	—	—	—	—	1	2	0	0:09
6-on-3	—	—	—	—	—	—	—	—	0	0	0	0:00

Pulled Goalie situations does not include delayed penalty scenarios