



# MEN'S HOCKEY GAME NOTES

LYNAH RINK ► 536 CAMPUS ROAD, ITHACA, N.Y. 14853

CORNELLBIGRED.COM ► @CORNELLMHOCKEY ► @CORNELLSPORTS ► @ECACHOCKEY ► @IVYLEAGUE ► #YELLCORNELL



## CLARKSON

RECORD: 13-14-3 • 7-9-2 ECAC



## ST. LAWRENCE

RECORD: 15-15-0 • 10-8-0 ECAC

FRI., FEB. 17, 2023 • 7:00 P.M. • LYNNAH RINK

GAME NO. 26 | TV: ESPN+ | RADIO: WHCU (870 AM, 97.7 FM)  
147TH ALL-TIME MEETING • CORNELL LEADS, 70-57-19 (MORE INFO PG. 7)

## CORNELL

RECORD: 16-7-2 • 13-4-1 ECAC  
USCHO: 11 • USA TODAY: 11



SAT., FEB. 18, 2023 • 7:00 P.M. • LYNNAH RINK

GAME NO. 27 | TV: ESPN+ | RADIO: WHCU (870 AM, 97.7 FM)  
123RD ALL-TIME MEETING • CORNELL LEADS, 68-46-8 (MORE INFO PG. 8)

## 2022-23 SCHEDULE

DATE	OPPONENT	TV	TIME/SCORE
<b>OCTOBER (0-2-0)</b>			
10/15	OTTAWA (EXH.)	ESPN+	W, 5-1
10/20	GUELPH (EXH.)	ESPN+	W, 8-1
10/28	AT #19 MINN. DULUTH	NCHC.tv	L, 2-3
10/29	AT #19 MINN. DULUTH	NCHC.tv	L, 2-4
<b>NOVEMBER (6-2-0, 4-2-0 ECAC)</b>			
11/4	AT PRINCETON*	ESPN+	W, 3-1
11/5	AT #7 QUINNIPIAC*	ESPN+	L, 0-2
11/11	AT ST. LAWRENCE*	ESPN+	W, 5-1
11/12	AT CLARKSON*	ESPN+	L, 1-4
11/18	YALE*	ESPN+	W, 5-2
11/19	BROWN*	ESPN+	W, 5-1
11/22	SHU SACRED HEART	ESPN+	W, 2-1
<b>THE FROZEN APPLE (NEW YORK, N.Y.)</b>			
11/26	VS. #6 UCONN	ESPN+	W, 6-0
<b>DECEMBER (2-1-1, 1-1-0 ECAC)</b>			
12/2	#7 HARVARD*	ESPN+	L, 1-2 (OT)
12/3	DARTMOUTH*	ESPN+	W, 1-0
12/29	AIC	ESPN+	W, 8-4
12/30	AIC	ESPN+	T, 3-3 (SOW)
<b>JANUARY (5-2-0, 5-1-0 ECAC)</b>			
1/6	AT UNION*	ESPN+	W, 6-1
1/7	RPI AT RPI*	ESPN+	W, 6-4
1/14	BU AT #7 BOSTON UNIV.	ESPN+	L, 3-4
1/20	#1 QUINNIPIAC*	ESPN+	W, 4-0
1/21	PRINCETON*	ESPN+	W, 3-2
1/27	AT DARTMOUTH*	ESPN+	W, 3-2
1/28	AT #10 HARVARD*	ESPN+	L, 2-6
<b>FEBRUARY (3-0-1, 3-0-1 ECAC)</b>			
2/3	RPI RPI*	ESPN+	W, 3-1
2/4	UNION*	ESPN+	W, 10-1
2/10	COLGATE*	ESPN+	W, 3-2
2/11	AT COLGATE*	ESPN+	T, 4-4 (SOL)
2/17	CLARKSON*	ESPN+	7 P.M.
2/18	ST. LAWRENCE*	ESPN+	7 P.M.
2/24	AT BROWN*	ESPN+	7 P.M.
2/25	AT YALE*	ESPN+	7 P.M.
<b>MARCH</b>			
<b>ECAC HOCKEY CHAMPIONSHIPS (CAMPUS SITES)</b>			
3/3 - 3/4	FIRST ROUND	TBA	
3/10 - 3/12	QUARTERFINALS	TBA	
<b>ECAC HOCKEY CHAMPIONSHIPS (LAKE PLACID, N.Y.)</b>			
3/17	SEMIFINALS	ESPN+	TBD
3/18	CHAMPIONSHIP	ESPN+	7:30 p.m.

\* - Denotes ECAC Hockey contest  
Bold Red CAPS denotes home game  
All game times Eastern, subject to change

## PUCK DROP

The No. 11-ranked Cornell men's hockey team plays its final two regular-season home games this weekend when it hosts Clarkson and St. Lawrence at Lynah Rink.

Each game of the series will be a reunion for the 30th and 60th anniversaries of the 1973 and 2003 Cornell Frozen Four teams. The 1973 team will be recognized during Friday's game and the 2003 squad will be honored on Saturday.

In addition to the pair of reunions, the Cornell hockey senior class will be honored following Saturday's contest against St. Lawrence.

## WEEKEND REWIND

Cornell took four of a possible six points from Colgate last weekend in the annual home-and-home series between the Central New York rivals.

A three-goal burst in the opening three minutes of the second period guided the Big Red to a 3-2 victory over the Raiders at Lynah Rink. Senior forward **ZACH TUPKER**, junior forward **KYLE PENNEY**, and sophomore forward **SULLIVAN MACK** each scored in the span.

On Saturday in Hamilton, Cornell and Colgate played to a 4-4 tie at the Class of 1965 Arena in Hamilton. The Big Red scored the first three goals over the first 13-plus minutes before the Raiders responded with four unanswered goals. Senior forward **JACK MALONE** was one of four Big Red players with multi-point nights, scoring two goals for Cornell. Fellow senior forward **BEN BERARD** and freshman forward **NICK DESANTIS** each had a goal and an assist, while junior forward **GABRIEL SEGER** had a pair of helpers.

## DESANTIS TABBED TOP ROOKIE

For the second time this season, freshman forward **NICK DESANTIS** has been named ECAC Hockey's Rookie of the Week.

DeSantis recorded both of his points last weekend in the Big Red's 4-4 tie with Colgate on Saturday at the Class of 1965 Arena. He assisted on senior forward Ben Berard's game-opening tally 1:13 into the contest before scoring on a pass from Berard near the halfway point of the first period.

The weekly award marked the sixth time a Cornell freshman has earned Rookie of the Week honors, joined by three-time honoree **DALTON BANCROFT** and **SEAN DONALDSON**.

## LYNAH FAITHFUL

As Cornell concludes its stretch of five home games in a six-game stretch, history has shown that playing in front of the Lynah Faithful has favored the Big Red.

Since **MIKE SCHAFER** '86 took over as head coach prior to the 1995-96 season, the Big Red has a 271-102-45 record at Lynah Rink (.702).

Per data compiled from CollegeHockeyNews.com's database, Cornell boasts the sixth-highest home win percentage since Schafer took over as head coach. Only Michigan (.753), Quinnipiac (.726), North Dakota (.723), Boston College (.707), and Denver (.707) have higher win percentages.

Cornell has been hostile for opponents since 2016-17, as the Big Red's .789 win percentage at home (57-13-6) is second behind Minnesota State (.842).

## NCAA LEADERS

HIGHEST DIVISION I HOME WIN PERCENTAGE  
Since 1995-96 Season (as of 2/14/23)

School	W	L	T	W%
Michigan	376	112	34	.753
Quinnipiac	299	101	39	.726
North Dakota	379	128	55	.723
Boston College	301	113	41	.707
Denver	376	143	45	.707
Cornell	271	102	45	.702
Minnesota	372	155	49	.688
Boston University	293	134	54	.665
Maine	295	137	51	.664
Minnesota State	303	145	49	.659

# 2022-23 CORNELL MEN'S HOCKEY ROSTER

NO	NAME <small>(Pronunciation)</small>	POS	YR	HT	WT	S/C	HOMETOWN	LAST TEAM	NHL
2	Peter Muzyka <small>(mew-ZEE-kuh)</small>	D	6-3	194	Sr.	L	Toronto, Ontario	New Mexico Ice Wolves (NAHL)	
3	Jack O'Brien	D	6-0	170	Fr.	L	White Rock, British Columbia	Nanaimo Clippers (BCHL)	
4	Hank Kempf <small>(KEHM-ph)</small>	D	6-2	200	So.	L	Wilmette, Ill.	Muskegon Lumberjacks (USHL)	NYR '21
5	Sebastian Dirven	D	6-3	205	Sr.	L	Bainsville, Ontario	Central Illinois Flying Aces (USHL)	
7	Jimmy Rayhill	D	5-9	175	So.	R	New Hartford, N.Y.	Odessa Jackalopes (NAHL)	
8	Jack Lagerstrom <small>(LAH-gher-strum)</small>	D	6-2	177	Jr.	R	Edina, Minn.	Tri-City Storm (USHL)	
9	Jack O'Leary	F	5-7	162	Jr.	R	St. James, N.Y.	Cedar Rapids RoughRiders (USHL)	
10	Travis Mitchell <b>C</b>	D	6-3	207	Sr.	L	South Lyon, Mich.	Omaha Lancers (USHL)	
11	Sean Donaldson	F	5-11	180	Fr.	L	Vancouver, British Columbia	Nanaimo Clippers (BCHL)	
12	Tim Rego <small>(REE-go)</small>	D	6-0	172	Jr.	R	Mansfield, Mass.	Brooks Bandits (AJHL)	
13	Jack Malone	F	6-1	193	Sr.	R	Madison, N.J.	Youngstown Phantoms (USHL)	VAN '19
15	Max Andreev <b>A</b> <small>(on-DRAY-ev)</small>	F	6-0	182	Sr.	L	Moscow, Russia	Central Illinois Flying Aces (USHL)	
16	Gabriel Seger <small>(SEE-gher)</small>	F	6-4	210	Jr.	L	Uppsala, Sweden	Union College (ECAC)	
17	Dalton Bancroft	F	6-3	200	Fr.	R	Madoc, Ontario	Trenton Golden Hawks (OJHL)	
18	Kyler Kovich	F	6-2	182	So.	L	Coquitlam, British Columbia	Tri-City Storm (USHL)	
19	Sullivan Mack	F	6-1	189	So.	L	Anchorage, Alaska	Salmon Arm Silverbacks (BCHL)	
20	Matt Stienburg <b>A</b> <small>(STINE-burg)</small>	F	6-2	195	Sr.	R	Halifax, Nova Scotia	St. Andrew's College (CISAA)	COL '19
21	Zach Tupker	F	6-1	197	Sr.	L	Collingwood, Ontario	Carleton Place Canadians (CCHL)	
22	Kyle Penney	F	6-1	204	Jr.	L	Lawrencetown, Nova Scotia	Chilliwack Chiefs (BCHL)	
23	Winter Wallace	F	6-3	215	Fr.	R	Boulder, Colo.	Youngstown Phantoms (USHL)	
24	Sam Malinski <b>C</b> <small>(muh-lin-skee)</small>	D	5-11	189	Sr.	R	Lakeville, Minn.	Bismarck Bobcats (NAHL)	
26	Ondrej Psenicka <small>(ON-dray zeh-NEET-skuh)</small>	F	6-6	211	So.	L	Praha, Czechia	Waterloo Black Hawks (USHL)	
27	Michael Suda <small>(SOO-duh)</small>	D	6-1	180	So.	L	Cheektowaga, N.Y.	Fargo Force (USHL)	
28	Nick DeSantis <small>(dih-san-TISS)</small>	F	5-9	155	Fr.	R	Collegeville, Pa.	Madison Capitols (USHL)	
29	Ben Berard	F	6-0	191	Sr.	L	Duncan, British Columbia	Powell River Kings (BCHL)	
30	Ian Shane	G	6-0	167	So.	L	Manhattan Beach, Calif.	Bismarck Bobcats (NAHL)	
33	Remington Keopple <small>(KEH-pull)</small>	G	6-2	190	Fr.	L	New Richmond, Wis.	Des Moines Buccaneers (USHL)	
34	Ryan McInchak <small>(mick-IN-chack)</small>	G	6-0	175	Jr.	L	Trenton, Mich.	American International College (AHA)	


















## COACHING STAFF

Head Coach:	Mike Schafer <small>(SHAY-fur)</small>
Associate Head Coach:	Ben Syer <small>(SIGH-er)</small>
Assistant Coach:	Sean Flanagan
Volunteer Ast. Coach:	Mitch Stephens
Director of Hockey Ops:	Ben Russell
Athletic Trainer:	Ed Kelly
Equipment Manager:	Sean Schmidt

## ROSTER BREAKDOWN BY CLASS

FRESHMAN (6)	SOPHOMORE (7)	JUNIOR (6)	SENIOR (9)
3 O'Brien	4 Kempf	8 Lagerstrom	2 Muzyka
11 Donaldson	6 Kovich	9 O'Leary	5 Dirven
17 Bancroft	7 Rayhill	12 Rego	10 Mitchell
23 Wallace	19 Mack	16 Seger	13 Malone
28 DeSantis	26 Psenicka	22 Penney	15 Andreev
33 Keopple	27 Suda	34 McInchak	20 Stienburg
	30 Shane		21 Tupker
			24 Malinski
			29 Berard

## ROSTER BREAKDOWN BY STATE / PROVINCE / COUNTRY

 British Columbia	4	 Alaska	1	 New Jersey	1
 Ontario	4	 California	1	 Pennsylvania	1
 New York	3	 Colorado	1	 Russia	1
 Michigan	2	 Czechia	1	 Sweden	1
 Minnesota	2	 Illinois	1	 Wisconsin	1
 Nova Scotia	2	 Massachusetts	1		

## CORNELL QUICK FACTS

## GENERAL INFORMATION

Location	Ithaca, N.Y.
Enrollment (2021 Undergraduate)	15,503
Founded	1865
Nickname	Big Red
School Colors	Carnelian Red (Pantone 187) and White
Conference	Ivy League / ECAC Hockey
President	Martha E. Pollack
Meakam*Smith Director of Athletics	Dr. Nicki Moore
Athletics Website	CornellBigRed.com
Ticket Office Phone	607.255.4247
Ticket Office Website	BigRedTix.com

## HISTORY

Seasons of Hockey	106th
First Season	1900-01
All-Time Record (Win %)	1204-751-154 (.607)
Cleary Cup (ECAC Regular-Season Titles) (last)	11 (2020)
Ivy League Regular-Season Titles (last)	24 (2020)
Whitelaw Cup (ECAC Championships) (last)	12 (2010)
NCAA Tournament Appearances (last)	22 (2019)
Most Consecutive NCAA Appearances	4 (1967-70)
Frozen Four Appearances (last)	8 (2003)
National Championships	2 (1967, 1970)
NCAA Tournament Record (Win %)	19-25 (.432)

## LYNAH RINK

Year Opened (Seasons)	1957
Capacity	4,267
All-Time Record (Win %)	600-227-70 (.708)
Under Mike Schafer (Win %)	271-102-45 (.702)

## COACHING STAFF

Head Coach	Mike Schafer (Cornell '86)
Record at Cornell	515-277-105 (.633)
Overall Record	Same as above
Associate Head Coach	Ben Syer (Western Ontario '98)
Assistant Coach	Sean Flanagan (St. Lawrence '10)
Volunteer Assistant	Mitch Stephens (Geneseo '07)
Director of Hockey Operations	Ben Russell (Cornell '20)

## 2021-22 REVIEW

Overall Record	18-10-4
ECAC Hockey Record (Finish)	12-6-4 (4th)
Home Record	9-4-3
Road Record	8-6-1
Neutral Record	1-0-0
ECAC Hockey Championship	No. 4 seed / Quarterfinals
	Lost to Colgate in best-of-three series (2-1)
NCAA Tournament	Not selected
USCHO.com Poll Ranking (final)	Not ranked / RV
USA Today Poll Ranking (final)	Not ranked

## 2022-23 TEAM INFORMATION

Returners / Lost	20 / 10
Newcomers	8
Fr / So / Jr / Sr	6 / 7 / 6 / 9

## COMMUNICATIONS



Jeremy Hartigan	
Associate Director of Athletics for Communications	
Marshall Haim	
Assistant Director of Athletic Communications (MIH)	
Phone	716.465.4945
Email	mh2348@cornell.edu
Matthew Jensen	
Assistant Director of Athletic Communications	
Aaron Kelly	
Communications Coordinator	

Mailing Address	Cornell University Athletics
	Teagle Hall, 512 Campus Road, Ithaca, N.Y., 14853
Twitter / Instagram	@CornellSports
Facebook	/CornellSports

#YELLCORNELL

## TALE OF THE TAPE

as of 2/14/23

			
Overall Record	16-7-2	13-14-3	15-15-0
60-Minute Record	16-6-3	12-11-7	12-14-4
Overtime Record	0-1-2	1-3-3	3-1-0
Shootout Record	1-1	1-2	0-0
Team Offense	3.64	2.73	2.53
National Rank	T-7th	31st	42nd
Conf. Offense	3.61	2.61	2.72
Conf. Rank	3rd	7th	T-5th
Team Defense	2.20	2.77	2.87
National Rank	7th	28th	33rd
Conf. Defense	2.00	2.83	2.72
Conf. Rank	2nd	7th	5th
Power Play Pct.	30.5%	18.6%	15.9%
National Rank	1st	35th	48th
Conf. Power Play Pct.	37.3%	19.3%	16.9%
Conf. Rank	1st	8th	10th
Penalty Kill Pct.	80.7%	78.7%	80.3%
National Rank	27th	T-39th	30th
Conf. PK Pct.	76.2%	80.3%	82.2%
Conf. Rank	10th	6th	4th

## Faceoff Percentages

	CORNELL (53.5%; 7th)	W	L	PCT
16	Gabriel Seger	228	136	62.6
21	Zach Tupker	228	179	56.2
15	Max Andreev	184	183	50.1
22	Kyle Penney	40	50	44.4
13	Jack Malone	66	85	43.7
	CLARKSON (52.8%; 16th)	W	L	PCT
13	Mathieu Gosselin	337	246	57.8
14	Luke Mobley	114	89	56.2
44	Anthony Callin	187	153	55.0
19	Ellis Rickwood	72	81	47.1
26	Ryan Richardson	87	102	46.0
	ST. LAWRENCE (50.9%; 23rd)	W	L	PCT
28	Josh Boyer	272	224	54.8
19	Max Dorrington	245	210	53.8
21	Cameron Buhl	169	182	48.1
17	Reilly Moran	64	77	45.4
29	Jordan Steinmetz	38	55	40.9

## 2023 HAS BEEN KIND

Since the calendar flipped to 2023, Cornell has posted an 8-2-1 record. The Big Red's .773 win percentage in the calendar year currently stands as the eighth-best by a Division I program.

Minnesota State (.900), Western Michigan (.875), Quinnipiac (.818), Omaha (.813), Michigan Tech (.792), and New Hampshire (.778) are the programs that are ahead of the Big Red.

The lone pair of losses for the Big Red in 2023 came against opponents who were ranked inside the top 10 of the USCHO.com poll at the time of the contests (No. 7 Boston University, 4-3, on Jan. 14, and No. 10 Harvard, 6-2, on Jan. 28).

## 'SPECIAL' IN SPECIAL TEAMS

Cornell currently boasts the nation's top power play as the Big Red is converting at a 30.5 percent clip, which is just one-tenth of a percentage point ahead of second-place North Dakota (30.4 percent). The Big Red and Fighting Hawks are the lone two Division I programs to have a power play percentage north of 30 percent. UMass is third nationally, converting on 28.0 percent of its power plays.

Despite not scoring on any of its five power-play opportunities last weekend versus Colgate, the Big Red has scored a power-play goal in eight of its last 12 contests, going 17-of-41 in the span (41.5 percent).











Earlier this month against Union on Feb. 4, Cornell scored six power-play goals in its 10-1 victory over the Dutchmen. The six goals were one goal shy of matching the program record that was established on Nov. 18, 1977 against York. It was the most power-play goals in a Division I game since Jan. 30, 2015, when Boston University scored six against UMass.

Of the six power-play goals against Union, five came in the first period (four during a five-minute major penalty) to set Cornell's modern-era record for power-play goals in a period. The previous record (four) happened on four other occasions, most recently on Feb. 8, 2003, against Vermont.

## NCAA LEADERS











## BEST WIN PERCENTAGE IN 2023

This Season (as of 2/14/23)

SCHOOL	W	L	T	W%
 Minnesota State	9	1	0	.900
 Western Michigan	7	1	0	.875
 Quinnipiac	9	2	0	.818
 Omaha	6	1	1	.813
 Michigan	8	2	0	.800
 Michigan Tech	9	2	1	.792
 New Hampshire	7	2	0	.778
 Cornell	8	2	1	.773
 Harvard	9	3	1	.731
 Boston University	8	3	0	.727

## TOP DIVISION I POWER-PLAY PERCENTAGES

This Season (as of 2/14/23)

SCHOOL	PPG	PPA	PK%
 Cornell	25	82	30.5%
 North Dakota	38	125	30.4%
 UMass	21	75	28.0%
 Omaha	27	101	26.7%
 Minnesota State	32	122	26.2%
 Minnesota Duluth	23	90	25.6%
 Michigan	31	122	25.4%
 Minnesota	25	101	24.8%
 Harvard	22	89	24.7%
 Denver	34	139	24.5%



## TOP-20 RANKINGS

DCU / USCHO.com Poll (as of 2/13/23)

Bold denotes Cornell opponent in 2022-23

TEAM	Record	Last	Pts
1.  Quinnipiac (26)	24-3-3	2	971
2.  Minnesota (16)	21-8-1	1	947
3.  Denver (7)	23-7-0	4	898
4.  Michigan	20-9-1	5	845
5.  Boston Univ. (1)	20-7-0	3	829
6.  St. Cloud State	18-8-2	6	726
7.  Penn State	19-10-1	8	670
8.  Western Michigan	19-10-1	9	623
9.  Harvard	17-6-1	10	598
10.  Ohio State	17-11-2	7	583
11.  Cornell	16-7-2	11	518
12.  Michigan Tech	21-8-4	12	448
13.  Minnesota State	19-10-1	14	408
14.  UConn	17-10-3	13	274
15.  Omaha	15-10-3	16	246
16.  Northeastern	14-10-4	20	228
17.  Michigan State	15-15-2	15	215
18.  UMass Lowell	15-10-3	17	121
19.  Notre Dame	14-14-4	RV	104
20.  Merrimack	16-12-1	19	103

Receiving votes: Alaska (52), RIT (49), Providence (25), North Dakota (5), Colgate (4), Bemidji State (3), Bowling Green (3), Boston College (2), Sacred Heart (2)

USA Today/USA Hockey Magazine Poll (as of 2/13/23)

Bold denotes Cornell opponent in 2022-23

TEAM	Record	Last	Pts
1.  Quinnipiac (21)	24-3-3	2	663
2.  Minnesota (12)	21-8-1	1	642
3.  Denver (1)	23-7-0	4	607
4.  Michigan	20-9-1	5	583
5.  Boston University	20-7-0	3	558
6.  St. Cloud State	18-8-2	6	500
7.  Penn State	19-10-1	8	467
8.  Western Michigan	19-10-1	9	429
9.  Ohio State	17-11-2	7	398
10.  Harvard	17-6-1	10	396
11.  Cornell	16-7-2	11	354
12.  Minnesota State	19-10-1	13	293
13.  Michigan Tech	21-8-4	12	288
14.  Michigan State	15-15-2	15	178
15.  Omaha	15-10-3	16	166
16.  Northeastern	14-10-4	17	162
17.  UConn	17-10-3	14	141
18.  Notre Dame	14-14-4	RV	97
19.  UMass Lowell	15-10-3	20	73
20.  Merrimack	16-12-1	19	51

Receiving votes: RIT (40), Alaska (27), Providence (12), Colgate (6), North Dakota (6), Bemidji State (4)

## THAT WAS FAST...

Freshman forward **DALTON BANCROFT**, sophomore forward **ONDREJ PSENICKA**, and fellow freshman forward **NICK DESANTIS** combined to score three goals in 23 seconds against Union in the 10-1 win on Feb. 4.

The 23-second span is the quickest Cornell has scored three goals in the program's modern era, which dates back to reinstatement of the hockey program for the 1957-58 season following a 10-year hiatus.

Cornell's trio of goals in 23 seconds bested the previous record of 24 seconds from Feb. 28, 1976, against Princeton. **FRED TOMCZYK** had his tally bookended with goals from **MARK TRIVETT** in an 8-2 win.

In addition to the three goals in 23-second span, the Big Red scored four times in a 54-second span, which marked the first time in the modern era (since 1957-58) that Cornell scored four times in under a minute. The previous record of 1:34 was done against Penn in a 13-1 win on March 4, 1961. **RUDY MATEKA** (16:34), **BOB MYERS** (17:28), **WEBB NICHOLS** (17:46), and Myers (18:08) were the goal scorers in the stretch.

To put the record into perspective, the National Hockey League record for the quickest four goals scored by one team was done in 1:20 by the Boston Bruins against the New York Rangers on Jan. 21, 1945 (Bill Thoms — 6:34, Frank Mario — 7:08 and 7:27, and Ken Smith — 7:54).

## RANKING IN THE TOP 10

Cornell is one of four programs currently ranking in the top 10 in both scoring offense and scoring defense.

Offensively, the Big Red is tied with its bitter Ivy League rival Harvard for the seventh-most goals per game this season, scoring at a 3.64 clip.

The Big Red's 2.20 goals allowed per game ranks seventh in the nation, trailing Quinnipiac (1.79) and Michigan Tech (2.00).

## NONE SHALL PASS...

Cornell enters this weekend boasting one of the nation's top scoring defenses. The Big Red has yielded 55 goals allowed so far this year, which is the second-fewest allowed by a Division I program. Quinnipiac's 50 goals against paces the nation.

The Big Red's 2.20 goals allowed per game ranks seventh nationally and is second in ECAC Hockey (Quinnipiac — 1.67).

Historically, Cornell has boasted one of the stingiest defensive units in Division I hockey. The Big Red has ranked in the top 10 in scoring defense in the five seasons of competition.

Since the 2016-17 season, Cornell has yielded 378 goals against which stands as the fewest by a Division I team in the span. Harvard is second in the category with 475 goals allowed.

The Big Red's 1.99 goals allowed per game average in the timeframe ranks second, only behind Minnesota State (1.84).

## SHANE'S WORLD

Sophomore goaltender **IAN SHANE** has been strong between the pipes for Cornell this year, posting a goals-against average of 1.92 that ranks third nationally and is second in ECAC Hockey behind Quinnipiac's Yaniv Perets, who paces the nation with his 1.61 average. Omaha's Simon Latkoczy (1.83) is the only netminder separating Shane and Perets.

Shane is up for two award nominations, as he was named to the Mike Richter Award watch list on Jan. 12. He is also Cornell's lone nominee for this year's Hobey Baker Memorial Award.

He is the first Cornell goaltender to be named to the Richter Award watch list in consecutive seasons since **MATTHEW GALAJDA** in 2018-19 and 2019-20.

## BLANKING TOP-10 FOES

Sophomore goaltender Ian Shane is one of three Division I goaltenders to record a pair of shutouts against opponents ranked who were ranked in the top 10 of the USCHO.com poll at the time of the shutout.

Joining Shane in the rare feat this season is Wisconsin's Jared Moe and St. Cloud State's Jaxon Castor.

## NCAA LEADERS

## TOP-10 SCORING OFFENSE AND DEFENSES

This Season (as of 2/14/23)

SCHOOL	OFF	RK	DEF	RK
Quinnipiac	3.90	5	1.67	1
Cornell	3.64	T-7	2.20	7
Denver	3.73	6	2.17	5
Minnesota	4.00	4	2.37	T-9

## TOP SCORING DEFENSES

This Season (as of 2/14/23)

SCHOOL	GP	GA	AVG
Quinnipiac	30	50	1.67
Michigan Tech	33	69	2.09
Minnesota State	30	64	2.13
UMass Lowell	28	60	2.14
Denver	30	65	2.17
St. Cloud State	28	61	2.18
Cornell	25	55	2.20
Alaska	28	64	2.29
Minnesota	30	71	2.37
Ohio State	30	71	2.37
Providence	30	71	2.37

## LOWEST GOALS-AGAINST AVERAGE

This Season (as of 2/14/23)

GOALTENDER	MIN	GA	GAA
Yaniv Perets	1756:41	47	1.61
Simon Latkoczy	721:37	22	1.83
Ian Shane	1314:53	42	1.92
Keenan Rancier	1238:53	40	1.94
Blake Pietila	1817:17	60	1.98
Dominic Basse	842:39	28	1.99
Henry Welsch	683:14	23	2.02
Gustavs Davis Grigals	1008:23	34	2.02

## MULTIPLE SHUTOUTS OVER TOP-10 OPPONENTS

This Season

PLAYER	DATE	OPPONENT
Jared Moe	10/22/22	Minnesota Duluth
	1/20/23	Ohio State
Ian Shane	11/26/22	UConn
	1/21/23	Quinnipiac
Jaxon Castor	1/7/23	Minnesota
	1/21/23	Denver

PAIRWISE RANKINGS

NCAA PAIRWISE RANKINGS <small>(as of 2/14/23)</small>			
Bold denotes Cornell opponent in 2022-23			
TEAM	Record	PWR	RPI
1. Minnesota	21-8-1	60	.6012
2. <b>Quinnipiac</b>	<b>24-3-3</b>	<b>59</b>	<b>.5954</b>
3. Michigan	20-9-1	58	.5824
4. Denver	23-7-0	57	.5784
5. Penn State	19-10-1	56	.5728
6. <b>Boston University</b>	<b>20-8-0</b>	<b>55</b>	<b>.5716</b>
7. St. Cloud State	18-8-2	54	.5713
8. Western Michigan	19-10-1	53	.5622
9. Ohio State	17-11-2	51	.5583
10. <b>Cornell</b>	<b>16-7-2</b>	<b>50</b>	<b>.5551</b>
10. <b>Harvard</b>	<b>17-6-2</b>	<b>50</b>	<b>.5533</b>
12. Michigan Tech	21-8-4	49	.5467
13. Minnesota State	19-10-1	48	.5412
14. Michigan State	15-15-2	46	.5354
15. Northeastern	14-10-5	45	.5360
15. Notre Dame	14-14-4	45	.5352
17. Omaha	15-10-3	44	.5341
18. Alaska	16-10-2	43	.5293
18. <b>Connecticut</b>	<b>17-10-3</b>	<b>43</b>	<b>.5287</b>
20. RIT	19-10-1	41	.5236
21. Merrimack	16-12-1	40	.5225
22. North Dakota	12-13-4	39	.5204
23. UMass Lowell	15-10-3	38	.5170
24. Providence	13-10-7	37	.5147
25. <b>Minnesota Duluth</b>	<b>12-15-1</b>	<b>36</b>	<b>.5075</b>
26. Boston College	10-12-6	35	.5093
27. Bowling Green	15-15-2	34	.5055
27. Maine	13-13-3	34	.5020
29. Massachusetts	10-13-5	32	.4948
30. Colorado College	10-16-2	29	.4931
30. Niagara	15-12-3	29	.4919
30. Bemidji State	12-13-5	29	.4910
33. <b>St. Lawrence</b>	<b>15-15-0</b>	<b>28</b>	<b>.4906</b>
33. Ferris State	12-14-4	28	.4906
35. Wisconsin	11-19-0	26	.4879
36. <b>Union</b>	<b>13-15-2</b>	<b>25</b>	<b>.4878</b>
37. <b>Clarkson</b>	<b>13-14-3</b>	<b>23</b>	<b>.4869</b>
38. <b>Colgate</b>	<b>13-14-3</b>	<b>22</b>	<b>.4869</b>
38. <b>Sacred Heart</b>	<b>15-13-2</b>	<b>22</b>	<b>.4854</b>
38. Arizona State	13-18-0	22	.4823
41. <b>AIC</b>	<b>14-12-6</b>	<b>21</b>	<b>.4822</b>
42. <b>Princeton</b>	<b>11-14-0</b>	<b>20</b>	<b>.4821</b>
43. Northern Michigan	14-16-0	19	.4783
44. <b>Brown</b>	<b>9-14-2</b>	<b>17</b>	<b>.4741</b>
45. Miami	7-17-4	16	.4740
46. New Hampshire	11-18-1	15	.4717
47. St. Thomas	9-19-2	14	.4673
48. Vermont	9-15-5	13	.4607
49. Holy Cross	11-16-3	12	.4576
50. Canisius	11-15-3	11	.4572
51. <b>RPI</b>	<b>12-17-1</b>	<b>10</b>	<b>.4554</b>
52. LIU	6-16-1	9	.4550
53. Army	11-15-4	8	.4470
53. Air Force	12-17-2	7	.4467
54. Bentley	9-19-2	7	.4415
56. Mercyhurst	8-19-3	5	.4414
57. Alaska Anchorage	4-16-0	4	.4363
58. <b>Yale</b>	<b>5-16-4</b>	<b>2</b>	<b>.4333</b>
58. Lindenwood	5-17-0	2	.4321
60. Lake Superior State	6-22-2	1	.4316
60. <b>Dartmouth</b>	<b>4-20-1</b>	<b>1</b>	<b>.4241</b>

STANDINGS AND SCHEDULES

NOTE: x = Clinched top-4 seed in 2023 ECAC Hockey Championship																	
ECAC HOCKEY												OVERALL					
OPPONENT	PTS	GP	W	L	T	OW	OL	SW	GF	GA		GP	W	L	T	GF	GA
x-Quinnipiac	48	18	16	2	0	0	0	0	69	25		30	24	3	3	117	50
<b>Cornell</b>	<b>41</b>	<b>18</b>	<b>13</b>	<b>4</b>	<b>1</b>	<b>0</b>	<b>1</b>	<b>0</b>	<b>65</b>	<b>36</b>		<b>25</b>	<b>16</b>	<b>7</b>	<b>2</b>	<b>91</b>	<b>55</b>
Harvard	37	18	14	4	0	5	0	0	68	41		25	17	6	2	91	61
Colgate	30	18	10	7	1	3	1	1	61	47		30	13	14	3	85	76
St. Lawrence	30	18	10	8	0	1	1	0	49	49		30	15	15	0	76	86
Clarkson	24	18	7	9	2	0	1	0	47	51		30	13	14	3	82	83
Princeton	23	18	7	11	0	0	2	0	49	58		25	11	14	0	73	81
Union	23	18	7	10	1	0	0	1	38	57		30	13	15	2	75	100
RPI	20	18	7	11	0	2	1	0	42	61		30	12	17	1	73	98
Brown	19	18	5	11	2	0	1	1	35	54		25	9	14	2	58	71
Yale	16	18	4	12	2	0	1	1	25	50		25	5	16	4	41	72
Dartmouth	13	18	3	14	1	0	2	1	42	61		25	4	20	1	59	92

IVY LEAGUE												OVERALL					
OPPONENT	PTS	GP	W	L	T	OW	OL	SW	GF	GA		GP	W	L	T	GF	GA
Harvard	24	10	9	1	0	3	0	0	41	20		25	17	6	2	91	61
<b>Cornell</b>	<b>19</b>	<b>8</b>	<b>6</b>	<b>2</b>	<b>0</b>	<b>0</b>	<b>1</b>	<b>0</b>	<b>23</b>	<b>16</b>		<b>25</b>	<b>16</b>	<b>7</b>	<b>2</b>	<b>91</b>	<b>55</b>
Princeton	13	8	4	4	0	0	1	0	23	19		25	11	14	0	73	81
Dartmouth	11	10	3	6	1	0	0	1	28	31		25	4	20	1	59	92
Brown	7	8	2	5	1	0	0	0	13	22		25	9	14	2	58	71
Yale	4	8	1	7	0	0	1	0	8	28		25	5	16	4	41	72

LAST WEEK'S SCHEDULE						THIS WEEK'S SCHEDULE					
Friday, Feb. 10						Saturday, Feb. 11					
#11 Cornell 3, Colgate 2						#11 Cornell 4, Colgate 4 (SO)					
#2 Quinnipiac 3, Clarkson 0						#2 Quinnipiac 5, St. Lawrence 0					
#10 Harvard 6, Dartmouth 3						Union 3, Brown 1					
Brown 3, RPI 2						Clarkson 4, Princeton 1					
St. Lawrence 6, Princeton 2						RPI 4, Yale 2					
Union 3, Yale 1						<b>Monday, Feb. 12</b>					
						#9 Harvard 2, #16 Northeastern 2 (SO)					
						Friday, Feb. 17					
						Clarkson at #11 Cornell, 7:00					
						Yale at #1 Quinnipiac, 7:00					
						Union at #9 Harvard, 7:00					
						St. Lawrence at Colgate, 7:00					
						Brown at Princeton, 7:00					
						RPI at Dartmouth, 7:00					
						Saturday, Feb. 18					
						St. Lawrence at Cornell, 7:00					
						Brown at #1 Quinnipiac, 7:00					
						RPI at #9 Harvard, 7:00					
						Clarkson at Colgate, 7:00					
						Union at Dartmouth, 7:00					
						Yale at Princeton, 7:00					

OFFENSIVE DOMINANCE

- Cornell has excelled in the opening 40 minutes of games this season, outscoring its opponents 71-38, good for a plus-33 goal advantage.
- In comparison, Cornell has only outscored its opponents by four goals, 20-16, in the final period of regulation.
- Since the Big Red's 6-0 victory over UConn at the Frozen Apple on Nov. 26 at Madison Square Garden, the Big Red has outscored its opponents in the first two periods by a 54-25 margin.
- Over the opening 40 minutes of play, Cornell has generated a plus-186 advantage in shots on goal (529-343). In the final period of regulation, the Big Red has a plus-37 advantage in shots (209-172).

NOT THROWING AWAY OUR SHOTS

- The Big Red currently boasts the sixth-best Corsi percentage in Division I hockey with its 57.0 percent clip, according to CollegeHockeyNews.com.
- To achieve the Corsi-for number, one must divide the team's total shot attempts by its total and the amount of shot attempts allowed to its opponents.
- Minnesota State (62.0 percent), Quinnipiac (59.8 percent), Providence (59.1 percent), Ohio State (57.8 percent), and Penn State (57.2 percent) have higher averages than Cornell.
- At even strength, Cornell has a Corsi of 57.2 percent, which is fifth nationally, trailing Minnesota State (62.4%), Quinnipiac (59.6%), Providence (59.1%), and Ohio State (57.9%).

STAT BREAKDOWN

GOALS SCORED BY PERIOD				
This Season				
TEAM	1ST	2ND	3RD	
Cornell	35	36	20	
Opponents	19	19	16	+4

SHOTS ON GOAL BY PERIOD				
This Season				
TEAM	1ST	2ND	3RD	
Cornell	255	274	209	
Opponents	173	170	172	+37

NCAA LEADERS

HIGHEST CORSI PERCENTAGES				
This Season <small>(as of 2/14/23)</small>				
SCHOOL	SAT	SATA	DIFF.	CF%
Minnesota State	1979	1214	+765	62.0%
Quinnipiac	1928	1296	+632	59.8%
Providence	2035	1409	+626	59.1%
Ohio State	2016	1469	+547	57.8%
Penn State	2225	1664	+561	57.2%
<b>Cornell</b>	<b>1429</b>	<b>1080</b>	<b>+349</b>	<b>57.0%</b>
Denver	1875	1436	+439	56.6%
Harvard	1612	1269	+343	56.0%
UMass Lowell	1690	1375	+315	55.1%
Alaska	1669	1369	+300	54.9%

## SEASON RANKS



## 2022-23 TEAM STATISTICS (as of 2/14/23)

	STAT	NCAA	ECAC
FACEOFF WIN PCT	53.5%	7th	2nd
PENALTY KILL PCT	80.7%	27th	5th
POWER-PLAY PCT	30.5%	1st	1st
SCORING DEFENSE	2.20	7th	2nd
SCORING MARGIN	+1.44	5th	2nd
SCORING OFFENSE	3.64	7th	3rd
TOTAL ASSISTS	159	16th	2nd
PIM PER GAME	8.96	51st	10th
TOTAL POINTS	250	16th	2nd
TOTAL PIM	224	57th	10th
POWER-PLAY GOALS	25	16th	3rd
SHORT-HANDED GOALS	1	44th	8th
WIN PERCENTAGE	.680	8th	3rd

## INDIVIDUAL LEADERS (as of 2/14/23)

	STAT	NCAA	ECAC
ASSISTS PER GAME			
Gabriel Seger	0.83	11th	2nd
Sam Malinski	0.68	28th	7th
GOALTENDER WIN PERCENTAGE			
Ian Shane	.705	6th	2nd
GOALS-AGAINST AVERAGE			
Ian Shane	1.92	3rd	2nd
POINTS PER GAME			
Gabriel Seger	1.09	24th	5th
Sam Malinski	1.00	35th	8th
POWER-PLAY GOALS			
Dalton Bancroft	5	31st	5th
SAVE PERCENTAGE			
Ian Shane	.907	45th	6th
SHUTOUTS			
Ian Shane	3	11th	3rd

## IN THE RANKINGS

Date	Pairwise	USCHO	USA Today
Preseason	N/A	19 (118)	19 (85)
Sept. 26	N/A	—	19 (85)
Oct. 3	N/A	19 (106)	19 (96)
Oct. 10	N/A	19 (115)	19 (95)
Oct. 17	N/A	20 (87)	19 (101)
Oct. 24	N/A	20 (106)	20 (106)
Oct. 31	N/A	RV (12)	RV (13)
Nov. 7	N/A	RV (1)	RV (7)
Nov. 14	N/A	NR	NR
Nov. 21	N/A	RV (1)	NR
Nov. 28	N/A	RV (29)	RV (34)
Dec. 5	19	RV (41)	20 (42)
Dec. 12	18	RV (51)	20 (63)
Dec. 19	17	—	RV (53)
Jan. 2	17	18 (123)	17 (115)
Jan. 9	11	15 (311)	14 (258)
Jan. 16	14	16 (293)	12 (259)
Jan. 23	10	11 (441)	11 (365)
Jan. 30	11	11 (448)	11 (316)
Feb. 6	12	11 (505)	11 (334)
Feb. 13	10	11 (518)	11 (354)

Pairwise not acknowledged until December due to small sample size

## JOINING RARE COMPANY

With his penalty shot goal in the Big Red's victory over RPI on Jan. 7, senior forward **ZACH TUPKER** joined an rare group of Big Red players in scoring on a penalty shot while donning the Cornellian Red and White.

Tupker became the first Cornell player to score on a penalty shot since **ALEX RAUTER** on Nov. 26, 2016, against New Hampshire at Madison Square Garden.

The goal by Tupker marked just the third time a Cornell player has scored on penalty shot over the last 37 years, joining Rauter and **JOE NIEUWENDYK** (Feb. 27, 1987 vs. RPI).

## SCHAFER REACHES MILESTONE

**MIKE SCHAFER** '86, the Jay R. Bloom '77 Head Coach of Men's Hockey, reached a historic milestone on Nov. 4 in the Big Red's 3-1 win at Princeton.

Schafer logged his 500th career head coaching victory, becoming the 21st Division I hockey head coach to reach the 500-win plateau.

He is the eighth active head coach — the fourth at the Division I level — to register 500 career coaching victories.

The other Division I coaches include Rand Pecknold of Quinnipiac (603), Mercyhurst's Rick Gotkin (596), and Notre Dame's Jeff Jackson (571).

Schafer's 515 career wins are the fourth-most in Cornell history by a head coach in one sport. He trails **DICK BLOOD** (softball — 623), **TED THOREN** (baseball — 541), and **DAVE ELDREDGE** (women's polo — 518).

## FRESH(MAN) HAT TRICK

With his hat trick against UConn at Madison Square Garden on Nov. 26, freshman **DALTON BANCROFT** became the 16th Cornell freshman to score at least three goals in a game since first-year players were eligible to play in 1975-76.

Bancroft joined **ROY KERLING** (1977-78), **BROCK TREDWAY** (1977-78), **DUANNE MOESER** (1982-83), **PETE NATYSHAK** (1982-83), **JOE NIEUWENDYK** (1984-85), **CHRIS GRENIER** (1985-86), **CASEY JONES** (1986-87), **TRENT ANDISON** (4 goals in 1987-88), **VINCENT AUGER** (1993-94), **RYAN SMART** (1994-95), **KYLE KNOPP** (1995-96), **MATT MOULSON** (2002-03), **JEFF MALOTT** (2016-17), **KYLE BETTS** (2017-18), and **BEN BERARD** (2019-20).

It was just the second hat trick by a Cornell player in program history at Madison Square Garden, joining **DICK BERTRAND** who did so against St. Lawrence on Dec. 23, 1969. Bertrand later became the head coach of the Big Red for 12 seasons from 1970-82, taking over for the legendary **NED HARKNESS**.

Should Bancroft record another hat trick this season, he would become the sixth Cornell freshman with multiple hat tricks in a season. The others include former NHLers **JOE NIEUWENDYK** and **BROCK TREDWAY**, along with **ROY KERLING**, **DUANNE MOESER**, and **RYAN SMART**.

## ECAC PRESEASON POLL

ECAC Hockey announced Sept. 21 during its annual Media Day that Cornell was slated to finish fourth in its preseason poll.

Finishing ahead of the Big Red was Quinnipiac, who was dubbed the preseason favorite after finishing with eight first-place votes and a 118-point total. Harvard received the remaining four first-place votes, finishing with 109 points. Clarkson was the only other team ahead of Cornell with 105 points.

Cornell followed Clarkson with 90 points, while Colgate finished in fifth with 77 points. RPI (70), St. Lawrence (57), Union (45), Dartmouth (43), Yale (32), Brown (26), and Princeton (20) rounded out the poll.

## CORNELL HISTORY

## GOALS SCORED ON PENALTY SHOTS

Cornell Program History

PLAYER	DATE	OPPONENT
<b>Carlo Ugolini</b>	1/20/73	Toronto
<b>Brock Tredway</b>	1/17/79	Clarkson
<b>Len Jankowski</b>	2/24/79	Northeastern
<b>Joe Nieuwendyk</b>	2/27/87	RPI
<b>Alex Rauter</b>	11/26/16	vs. UNH
<b>Zach Tupker</b>	1/7/23	at RPI

## NCAA LEADERS

## MOST CAREER HEAD COACHING VICTORIES

Active Division I Head Coaches (as of 2/14/23)

COACH	W	L	T	W%
<b>Rand Pecknold</b>	605	336	103	.629
<b>Rick Gotkin</b>	596	499	103	.540
<b>Jeff Jackson</b>	572	297	95	.643
<b>Mike Schafer</b>	515	278	105	.632
<b>Frank Serratore</b>	487	504	107	.492
<b>Bob Daniels</b>	485	576	112	.461
<b>Don Vaughan</b>	466	502	121	.483
<b>Scott Sandelin</b>	440	363	96	.543
<b>Wayne Wilson</b>	428	300	78	.579

## HONOR ROLL

Date	Player	Award / Watch List
Nov. 21	Sean Donaldson	ECAC Rookie of the Week
Nov. 28	Dalton Bancroft	ECAC Forward of the Week
	Dalton Bancroft	ECAC Rookie of the Week
Dec. 5	Ian Shane	ECAC Goaltender of the Week
Jan. 9	Ben Berard	ECAC Forward of the Week
	Nick DeSantis	ECAC Rookie of the Week
Jan. 12	Ian Shane	2023 Mike Richter Award Watch List
Jan. 19	Ian Shane	2023 Hobey Baker Award Nominee

Date	Player	Award
Jan. 23	Sam Malinski	ECAC Defender of the Week
	Ian Shane	ECAC MAC Goaltender of the Week
	Dalton Bancroft	ECAC Rookie of the Week
Feb. 6	Sam Malinski	ECAC Defender of the Week
Feb. 8	Sam Malinski	ECAC Defender of the Month (Jan.)
	Dalton Bancroft	ECAC Rookie of the Week
Feb. 9	Dalton Bancroft	Tim Taylor Award Watch List
Feb. 15	Nick DeSantis	ECAC Rookie of the Week



## SERIES HISTORY



VS



## ALL-TIME SERIES

## CORNELL LEADS, 70-57-19

Ithaca, N.Y. (Lynah Rink)	40-24-6 (39-19-5)
Potsdam, N.Y. (Cheel Arena)	17-26-12 (9-15-9)
Under Mike Schafer	42-20-11

## MOST GOALS - CORNELL

Ithaca	11
COR, 11-8 (1/19/1977)	
Potsdam	10 (twice)
Last: COR, 10-2 (1/18/1978)	

## MOST GOALS - CLARKSON

Ithaca	10
CGK, 10-4 (1/17/1979)	
Potsdam	14
CGK, 14-6 (1/16/80)	

## GAME-BY-GAME RESULTS (SCHAFFER ERA)

DATE	SITE	RESULT	SCORE
1/6/1996	Ithaca, N.Y.	W	6-3
3/1/1996	Potsdam, N.Y.	L	1-2 (OT)
3/15/1996	Lake Placid, N.Y.	W	3-0
1/4/1997	Potsdam, N.Y.	L	2-5
2/28/1997	Ithaca, N.Y.	L	1-3
3/15/1997	Lake Placid, N.Y.	W	2-1
1/30/1998	Ithaca, N.Y.	W	2-1
3/7/1998	Potsdam, N.Y.	L	3-4 (OT)
1/2/1999	Potsdam, N.Y.	L	2-6
3/6/1999	Ithaca, N.Y.	L	1-4
11/20/1999	Ithaca, N.Y.	W	10-4
2/11/2000	Potsdam, N.Y.	W	8-3
3/16/2000	Lake Placid, N.Y.	W	4-2
11/25/2000	Syracuse, N.Y.	W	2-1
1/26/2001	Ithaca, N.Y.	W	2-1
2/24/2001	Potsdam, N.Y.	L	0-2
1/25/2002	Potsdam, N.Y.	W	1-0
2/23/2002	Ithaca, N.Y.	W	5-3
1/5/2003	Potsdam, N.Y.	W	3-2
1/24/2003	Ithaca, N.Y.	W	3-0
11/14/2003	Potsdam, N.Y.	T	2-2 (OT)
2/28/2004	Ithaca, N.Y.	W	2-1
3/12/2004	Ithaca, N.Y.	W	5-1
3/13/2004	Ithaca, N.Y.	L	4-5
3/14/2004	Ithaca, N.Y.	L	1-5
1/28/2005	Ithaca, N.Y.	W	4-2
2/26/2005	Potsdam, N.Y.	W	3-0
3/11/2005	Ithaca, N.Y.	W	5-0
3/12/2005	Ithaca, N.Y.	W	2-1 (OT)
1/21/2006	Ithaca, N.Y.	W	4-2
2/10/2006	Potsdam, N.Y.	L	1-3
3/10/2006	Ithaca, N.Y.	W	4-3 (2OT)
3/11/2006	Ithaca, N.Y.	W	3-2 (2OT)
1/13/2007	Potsdam, N.Y.	T	1-1 (OT)
2/2/2007	Ithaca, N.Y.	W	5-1
12/29/2007	Estero, Fla.	T	3-3 (SOW)
1/20/2008	Ithaca, N.Y.	L	2-4
2/8/2008	Potsdam, N.Y.	L	1-4
12/5/2008	Ithaca, N.Y.	W	4-1
1/31/2009	Potsdam, N.Y.	T	0-0 (OT)
1/15/2010	Potsdam, N.Y.	W	3-1
1/30/2010	Ithaca, N.Y.	W	5-3
1/6/2010	Potsdam, N.Y.	W	6-1
2/4/2011	Ithaca, N.Y.	W	5-2
12/3/2011	Ithaca, N.Y.	T	0-0 (OT)
12/30/2011	Estero, Fla.	W	5-3
2/17/2012	Potsdam, N.Y.	T	1-1 (OT)
11/30/2012	Ithaca, N.Y.	W	3-1
2/2/2013	Potsdam, N.Y.	L	3-6
11/15/2013	Potsdam, N.Y.	L	2-3
1/25/2014	Ithaca, N.Y.	W	3-2
3/14/2014	Ithaca, N.Y.	W	2-1
3/15/2014	Ithaca, N.Y.	L	1-4
3/16/2014	Ithaca, N.Y.	W	1-0 (OT)
11/14/2014	Ithaca, N.Y.	W	2-1 (OT)
1/10/2015	Potsdam, N.Y.	W	2-0
12/5/2015	Ithaca, N.Y.	W	5-2
1/29/2016	Potsdam, N.Y.	L	1-2 (OT)
1/20/2017	Ithaca, N.Y.	T	3-3 (OT)
2/18/2017	Potsdam, N.Y.	T	3-3 (OT)
3/10/2017	Ithaca, N.Y.	L	2-6
3/11/2017	Ithaca, N.Y.	W	2-1
3/12/2017	Ithaca, N.Y.	W	2-1
11/18/2017	Ithaca, N.Y.	L	0-4
2/9/2018	Potsdam, N.Y.	T	0-0 (OT)
2/8/2019	Ithaca, N.Y.	W	5-0
3/2/2019	Potsdam, N.Y.	T	2-2 (OT)
3/23/2019	Lake Placid, N.Y.	L	2-3 (OT)
11/15/2019	Potsdam, N.Y.	W	4-2
2/29/2020	Ithaca, N.Y.	W	5-1
12/4/2021	Potsdam, N.Y.	T	4-4 (SOL)
2/19/2022	Ithaca, N.Y.	W	6-2
11/12/2022	Potsdam, N.Y.	L	1-4

## SCOUTING CLARKSON

Clarkson enters this weekend with a 13-14-3 overall record and a 7-9-2 mark in ECAC Hockey play. The Golden Knights have split its last two ECAC Hockey weekends, including last weekend with its 3-0 shutout loss to Quinnipiac before defeating Princeton, 4-1, the following night.

Entering this weekend, Clarkson is narrowly holding onto sixth place in the ECAC Hockey standings with 23 points as Princeton and Union are right behind, tied for seventh, with 22 points.

The Golden Knights are six points out of a top-four seed with four games remaining. After this weekend's trip to Central New York, Clarkson will host Dartmouth and Harvard next weekend to close out the regular season.

Ayrton Martino has a Clarkson-leading 24 assists and 31 points this season, while Mathieu Gosselin (11-12—23) and Alex Campbell (11-7—18) are tied for the team lead with 11 goals. Anthony Callin (10-5—15) has also chipped in a double-digit goal total.

Ethan Haider has been a workhorse between the pipes for Clarkson this season, registering 1614:25 of action over 28 appearances (all of which were starts). Haider has a 13-13-2 record this year while posting a 2.64 goals-against average and a .904 save percentage.

## SERIES HISTORY

Friday will be the 147th all-time meeting between the two Empire State programs. Cornell has the advantage in the series, 70-57-19.

Cornell is unbeaten in nine of its last 12 meetings with Clarkson, posting a 6-3-3 record in the span. The Big Red has not lost consecutive meetings to the Golden Knights since falling in the last meeting of the 2012-13 season and the first contest between the ECAC Hockey rivals in 2013-14.

Home ice has been kind to the Big Red against the Golden Knights, as Cornell has a 21-4-2 record against Clarkson at Lynah Rink dating back to 2004-05. In the series, which dates back to the first meeting on Jan. 20, 1923, Cornell is 40-24-6 all-time at home against Clarkson, including a 39-19-5 ledger at Lynah Rink since its opening in 1957.

## JONES RETURNS TO LYNAB

Clarkson head coach **CASEY JONES** played on the Cornell men's hockey team for four years, spanning the 1986-90 seasons. During his time on East Hill, Jones amassed 112 points (30 goals, 82 assists) in 110 games. Following his playing career, Jones was an assistant coach on **BRIAN MCCUTCHEON**'s staff for two years (1991-93) before returning to Cornell to serve an associate head coach on **MIKE SCHAFFER**'s staff from 2008-11.

## CORNELL PLAYER STATS VS. CLARKSON

PLAYER	GP	G	A	PTS	SH	SH%	PIM	PPG	SHG	BLK	FOW	FOL	FO%
Ben Berard	5	4	3	7	20	20.0%	4	2	0	1	0	0	—
Gabriel Seger	6	2	3	5	8	25.0%	2	1	0	3	44	53	45.4%
Max Andreev	5	2	2	4	8	25.0%	6	1	0	0	28	16	63.6%
Sam Malinski	5	1	3	4	9	11.1%	0	1	0	5	0	0	—
Ondrej Psenicka	3	2	1	3	6	33.3%	6	1	1	4	9	13	40.9%
Travis Mitchell	5	1	2	3	3	33.3%	4	0	0	4	0	0	—
Matt Stienburg	5	1	2	3	7	14.3%	20	1	0	4	7	24	22.6%
Jack Malone	5	1	1	2	5	20.0%	2	0	0	4	0	0	—
Kyle Penney	3	0	2	2	4	0.0%	0	0	0	2	5	6	45.5%
Tim Rego	3	0	2	2	2	0.0%	0	0	0	3	0	0	—
Zach Tupker	5	1	0	1	6	16.7%	0	0	0	3	13	12	52.0%
Winter Wallace	1	0	1	1	0	0.0%	0	0	0	0	0	0	—
Sebastian Dirven	5	0	0	0	5	0.0%	8	0	0	6	0	0	—
Hank Kempf	3	0	0	0	2	0.0%	0	0	0	1	0	0	—
Kyler Kovich	2	0	0	0	2	0.0%	2	0	0	0	0	0	—
Sullivan Mack	2	0	0	0	0	0.0%	0	0	0	2	0	0	—
Dalton Bancroft	1	0	0	0	0	0.0%	0	0	0	0	0	0	—
Nick DeSantis	1	0	0	0	1	0.0%	0	0	0	0	0	0	—
Sean Donaldson	1	0	0	0	1	0.0%	0	0	0	0	0	0	—
Peter Muzyka	1	0	0	0	0	0.0%	0	0	0	1	0	0	—
Jack O'Leary	1	0	0	0	0	0.0%	0	0	0	0	0	0	—
Michael Suda	1	0	0	0	1	0.0%	0	0	0	1	0	0	—
TOTALS	69	15	22	37	90	16.7%	54	7	1	44	106	124	46.1%
PLAYER	GP	GS	MIN	GA	GAA	SV	SV%	W	L	T	SHO	PPG	SHG
Remington Keopple	1	0	25:46	0	0.00	6	1.000	0	0	0	0	0	0
Ian Shane	1	1	32:24	3	5.56	7	.700	0	1	0	0	2	0
TOTALS	2	1	58:10	3	3.09	13	.813	0	1	0	0	2	0

SERIES HISTORY



ALL-TIME SERIES

CORNELL LEADS, 68-46-8

Ithaca, N.Y. (Lynah Rink)	36-16-3 (35-14-3)
Canton, N.Y. (Appleton Arena)	26-23-5 (25-23-5)
Neutral Sites	6-7-0
Under Mike Schafer	30-19-6

MOST GOALS - CORNELL		MOST GOALS - ST. LAWRENCE	
Ithaca	10 (twice)	Ithaca	9
Last: COR, 10-4 (12/7/1976)		SLU, 9-8 (2/7/1987)	
Canton	9	Canton	8 (twice)
Last: COR, 9-7 (2/3/1976)		Last: SLU, 8-1 (1/30/2009)	

GAME-BY-GAME RESULTS (SCHAFFER ERA)

DATE	SITE	RESULT	SCORE
12/10/1995	Schenectady, N.Y.	T	5-5 (OT)
1/5/1996	Ithaca, N.Y.	L	4-5 (OT)
3/2/1996	Canton, N.Y.	W	5-4
1/3/1997	Canton, N.Y.	T	1-1 (OT)
3/1/1997	Ithaca, N.Y.	W	5-2
1/31/1998	Ithaca, N.Y.	L	3-4
3/6/1998	Canton, N.Y.	L	2-3 (OT)
1/3/1999	Canton, N.Y.	T	3-3 (OT)
3/5/1999	Ithaca, N.Y.	L	1-3
11/19/1999	Ithaca, N.Y.	W	4-0
2/12/2000	Canton, N.Y.	L	1-3
3/17/2000	Lake Placid, N.Y.	L	2-3 (OT)
1/27/2001	Ithaca, N.Y.	L	3-6
2/23/2001	Canton, N.Y.	L	2-3
3/17/2001	Lake Placid, N.Y.	L	1-3
1/26/2002	Canton, N.Y.	W	2-1
2/22/2002	Ithaca, N.Y.	T	2-2 (OT)
1/4/2003	Canton, N.Y.	W	3-2
1/25/2003	Ithaca, N.Y.	W	5-2
11/15/2003	Canton, N.Y.	W	2-1
2/27/2004	Ithaca, N.Y.	W	4-1
1/29/2005	Ithaca, N.Y.	W	1-0
2/25/2005	Canton, N.Y.	W	3-2 (OT)
1/20/2006	Ithaca, N.Y.	W	5-2
2/11/2006	Canton, N.Y.	T	4-4 (OT)
1/12/2007	Canton, N.Y.	L	1-4
2/3/2007	Ithaca, N.Y.	L	1-2
1/18/2008	Ithaca, N.Y.	W	3-1
2/9/2008	Canton, N.Y.	L	2-4
12/6/2008	Ithaca, N.Y.	W	1-0
1/30/2009	Canton, N.Y.	L	1-8
1/16/2010	Canton, N.Y.	T	1-1 (OT)
1/29/2010	Ithaca, N.Y.	W	2-1
11/5/2010	Canton, N.Y.	L	0-3
2/5/2011	Ithaca, N.Y.	W	4-3 (OT)
12/2/2011	Ithaca, N.Y.	W	1-0
2/18/2012	Canton, N.Y.	W	4-3 (OT)
12/1/2012	Ithaca, N.Y.	W	3-1
2/1/2013	Canton, N.Y.	L	2-4
11/16/2013	Canton, N.Y.	W	5-2
1/24/2014	Ithaca, N.Y.	T	4-4 (OT)
11/15/2014	Ithaca, N.Y.	L	2-4
1/9/2015	Canton, N.Y.	L	1-3
12/4/2015	Ithaca, N.Y.	W	2-1
1/30/2016	Canton, N.Y.	L	1-2 (OT)
1/21/2017	Ithaca, N.Y.	W	3-2
2/17/2017	Canton, N.Y.	W	4-2
11/17/2017	Ithaca, N.Y.	W	6-1
2/10/2018	Canton, N.Y.	W	1-0
2/9/2019	Ithaca, N.Y.	W	3-1
3/1/2019	Canton, N.Y.	W	4-2
11/16/2019	Canton, N.Y.	W	6-1
2/28/2020	Ithaca, N.Y.	W	5-0
12/3/2021	Canton, N.Y.	W	4-1
2/18/2022	Ithaca, N.Y.	L	1-2 (OT)
11/11/2022	Canton, N.Y.	W	5-1

SCOUTING ST. LAWRENCE

St. Lawrence enters this weekend at .500 overall with a 15-15-0 record and a 10-8-0 mark in ECAC Hockey action. The Skating Saints are tied with Colgate for the coveted fourth seed in the ECAC Hockey standings, but would be the No. 5 seed if the ECAC Hockey playoffs started today due to Colgate owning the head-to-head tiebreaker.

The Saints have won four of its last six games and have scored at least four goals in all four victories. In the other two games, St. Lawrence was held scoreless by Yale's Luke Pearson and Quinnipiac's Yaniv Perets.

Freshman defenseman Luc Salem paces St. Lawrence's offense with 24 points (10 goals, 14 assists). Salem is tied for the third-most game-winning goals this season with four. He is tied with fellow freshman blueliner, Lane Hutson of Boston University, for the most game-winners by a defenseman this season.

Emil Zetterquist has been St. Lawrence's go-to goaltender this season as the graduate student from Stockholm, Sweden, has logged 1739:13 of action this season, while posting a 2.69 goals-against average and a .898 save percentage.

SERIES HISTORY

Cornell and St. Lawrence will be meeting for the 123rd time on Saturday. The Big Red has a 68-46-8 lead over the Saints in the series that dates back to the first meeting on Feb. 19, 1927 on Beebe Lake in Ithaca, which St. Lawrence won 2-1. **PHILLIPS HOYT** '27 scored the lone goal for the Big Red.

The series has favored Cornell as of late, with the Big Red posting an 11-2-0 record in the last 13 meetings. Four of the last five victories in the series for Cornell have been by four-plus goals.

Over the last 20 meetings against St. Lawrence at Lynah Rink, Cornell has a 15-3-2 record.

Cornell has scored at least three goals in nine of the last 11 games, seven of which have featured the Big Red scoring four-plus goals. In the other two contests, Cornell has combined to score just twice.

ANOTHER REUNION

St. Lawrence head coach Brent Brekke returns to Lynah Rink on Saturday. Brekke spent eight seasons as an assistant coach at Cornell under **MIKE SCHAFFER** '86 from 1999-08. Saturday's contest will be Brekke's third time as a head coach at Lynah Rink.

CORNELL PLAYER STATS VS. ST. LAWRENCE

Player	GP	G	A	PTS	SH	SH%	PIM	PPG	SHG	BLK	FOW	FOL	FO%
Max Andreev	5	3	5	8	16	18.8%	4	2	0	3	43	32	57.3%
Gabriel Seger	5	1	5	6	9	11.1%	0	0	0	5	43	39	52.4%
Matt Stienburg	5	4	1	5	6	66.7%	2	1	0	1	8	7	53.3%
Sam Malinski	5	2	3	5	11	18.2%	2	1	1	3	0	0	—
Ben Berard	4	1	4	5	9	11.1%	2	0	0	2	0	0	—
Travis Mitchell	5	0	5	5	6	0.0%	2	0	0	11	0	0	—
Sebastian Dirven	5	0	2	2	4	0.0%	6	0	0	1	0	0	—
Kyler Kovich	3	1	0	1	1	100.0%	0	0	0	2	0	0	—
Nick DeSantis	1	1	0	1	1	100.0%	2	0	0	0	0	0	—
Jack Malone	5	0	1	1	5	0.0%	0	0	0	1	3	2	60.0%
Zach Tupker	5	0	1	1	4	0.0%	4	0	0	0	9	20	31.0%
Hank Kempf	3	0	1	1	2	0.0%	0	0	0	3	0	0	—
Ondrej Psenicka	3	0	1	1	5	0.0%	2	0	0	1	6	4	60.0%
Tim Rego	3	0	0	0	3	0.0%	0	0	0	3	0	0	—
Kyle Penney	2	0	0	0	1	0.0%	2	0	0	1	0	0	—
Michael Suda	2	0	0	0	0	0.0%	0	0	0	0	0	0	—
Dalton Bancroft	1	0	0	0	0	0.0%	0	0	0	0	0	0	—
Sean Donaldson	1	0	0	0	1	0.0%	0	0	0	0	0	0	—
Jack Lagerstrom	1	0	0	0	3	0.0%	0	0	0	0	0	0	—
Sullivan Mack	1	0	0	0	2	0.0%	2	0	0	1	0	0	—
Jack O'Leary	1	0	0	0	1	0.0%	0	0	0	1	0	0	—
TOTALS	66	13	29	42	90	14.4%	30	4	1	39	112	104	51.9%
Player	GP	GS	MIN	GA	GAA	SV	SV%	W	L	T	SHO	PPG	SHG
Ian Shane	2	2	121:54	3	1.48	49	.942	1	0	0	0	0	0





# MIKE SCHAFER '86

Jay R. Bloom '77 Head Coach of Men's Ice Hockey  
28th Season as Head Coach • 35th Season at Cornell

The longest-tenured head coach in Cornell men's hockey history, **MIKE SCHAFER** '86, enters his 28th season at the helm of the Cornell men's hockey program.

When Schafer returned to his alma mater in the summer of 1995 to become Cornell's 12th head coach in men's hockey history, Schafer's goal was to bring the Big Red to a position of national prominence.

Already the winningest head coach in Cornell men's hockey history, Schafer has accomplished that objective with his 515-278-105 record. His 515 wins rank fourth among active Division I coaches and his .632 win percentage is good for fifth among active Division I coaches.

Schafer has guided the Big Red to 12 NCAA Tournament appearances and a berth to the 2003 NCAA Frozen Four — the program's first since 1980. That year, Cornell set a school record for wins (30), finishing with one more victory than the 1969-70 national championship squad, who went undefeated (29-0-0). The 2002-03 team's 19-2-1 record in ECAC Hockey play was Cornell's best mark in league play since 1969-70 when Cornell was 21-0 in league action.

In 2020, Schafer was named a co-winner of the Spencer Penrose Award, given to the nation's top head coach. It was the first time Schafer won the award after being a finalist on five occasions after being named ECAC Hockey's Coach of the Year.

The Big Red have been regularly ranked among the nation's elite during Schafer's tenure, including being named No. 1 in both the USCHO.com and the USA Today/USA Hockey Magazine polls at the time the 2019-20 postseason was halted due to the COVID-19 pandemic.

Cornell has claimed five Whitelaw Cup (ECAC Hockey tournament titles), which surpassed the legendary **NED HARKNESS** for the most in program history. Schafer has also led the Big Red to three Cleary Cups (ECAC's top regular-season team) in three of the last four years of competition.

In 2002-03, Schafer led the Big Red to the NCAA Frozen Four, setting a school record with 30 wins, one better than the 1969-70 squad who went 29-0-0. Cornell's 19-2-1 mark in ECAC Hockey in 2002-03 was Cornell's best since the 1969-70 team went 21-0 in league play.

Over his career, Schafer has coached 10 different players to First Team All-America status 11 times, seven Ivy League Players of the Year, 5 ECAC Hockey Ken Dryden Award winners (league's best goaltender), five ECAC Hockey Rookies of the Year, and five Ivy Rookies of the Year, and three ECAC Hockey Players of the Year.

A native of Durham, Ontario, Schafer played junior hockey with the Guelph Jr. A Holody Platers, who were finalists in the Centennial Cup for the National Championship in 1982.

Schafer and his wife, Diane, have two sons, Luke and John '18, and a daughter, Michelle.

## SCHAFER FILE

### COACHING EXPERIENCE

1995-Pres.	Cornell (Head Coach)
1994-95	Western Michigan (Associate HC)
1990-94	Western Michigan (Assistant Coach)
1986-90	Cornell (Assistant Coach)

### PLAYING EXPERIENCE

1983-86	Cornell
---------	---------

### EDUCATION

#### Cornell University

• B.A., Business Management & Marketing, 1986

### NCAA COACHING CAREER

SEASON	OVERALL	W-L%	CONF.	W-L%
<b>CORNELL (1995 - PRES.)</b>				
1995-96	21-9-4	.676	14-4-4	.727
1996-97	21-9-5	.671	14-6-2	.682
1997-98	15-16-2	.485	9-12-1	.432
1998-99	12-15-4	.452	9-10-3	.477
1999-00	16-14-2	.531	10-9-1	.525
2000-01	16-12-5	.561	11-8-3	.568
2001-02	25-8-2	.743	17-3-2	.818
2002-03	30-5-1	.847	19-2-1	.886
2003-04	16-10-6	.594	13-6-3	.659
2004-05	27-5-3	.814	18-2-2	.864
2005-06	22-9-4	.686	13-6-3	.659
2006-07	14-13-4	.516	10-8-4	.545
2007-08	19-14-3	.569	12-9-1	.568
2008-09	22-10-4	.667	13-6-3	.659
2009-10	21-9-4	.676	14-5-3	.705
2010-11	16-15-3	.515	11-9-2	.545
2011-12	19-9-7	.643	12-4-6	.682
2012-13	15-16-3	.485	8-11-3	.432
2013-14	17-10-5	.609	11-7-4	.591
2014-15	11-14-6	.452	9-9-4	.500
2015-16	16-11-7	.574	8-8-6	.500
2016-17	21-9-5	.671	13-4-5	.705
2017-18	25-6-2	.788	17-3-2	.818
2018-19	21-11-4	.639	13-5-4	.682
2019-20	23-2-4	.862	18-2-2	.864
2020-21	-- NO SEASON (COVID-19 PANDEMIC) --			
2021-22	18-10-4	.625	12-6-4	.636
2022-23	16-7-2	.680	13-4-1	.750
<b>TOTAL</b>	<b>515-278-105</b>	<b>.632</b>	<b>341-168-79</b>	<b>.647</b>

## SCHAFER'S STATISTICAL BREAKDOWN

CATEGORY	2022-23	UNDER SCHAFER
Overall	16-7-2	515-278-105
ECAC Hockey	13-4-1	341-168-79
Ivy League	6-2-0	186-91-30
Non-Conference	3-3-1	174-110-26
Home	10-1-1	271-102-45
Away	5-6-1	185-123-51
Neutral	1-0-0	59-53-9
October	0-2-0	16-10-2
November	6-2-0	132-60-21
December	2-1-1	52-30-17
January	5-2-0	106-61-34
February	3-0-1	124-63-28
March	0-0-0	85-53-3
April	0-0-0	0-1-0

CATEGORY	2022-23	UNDER SCHAFER
Scoring First	14-3-1	374-86-51
Opponent Scores First	2-4-1	141-192-47
When Shutout	0-2-0	0-47-7
Score One Goal	1-1-0	21-86-25
Score Two Goals	1-3-0	81-86-38
Score Three Goals	5-1-1	139-40-26
Score Four Goals	1-0-1	116-15-6
Score 5+ Goals	8-0-0	158-4-3
Shutout Opponent	3-0-0	106-0-7
Allows One Goal	7-0-0	176-14-25
Allows Two Goals	4-2-0	154-47-38
Allows Three Goals	0-1-1	59-67-26
Allows Four Goals	2-3-1	19-66-6
Allows 5+ Goals	0-1-0	1-84-3

CATEGORY	2022-23	UNDER SCHAFER
Leading after 1st period	11-2-1	265-46-25
Trailing after 1st period	3-4-1	64-143-28
Tied after 1st period	2-1-0	186-89-52
Leading after 2nd period	14-0-0	392-22-27
Trailing after 2nd period	1-5-1	29-188-29
Tied after 2nd period	1-2-1	94-68-49
Outshooting Opponents	15-4-2	318-127-55
Outshot by Opponent	1-2-0	181-140-47
Tied in Shots	0-1-0	16-11-3
In Overtime	0-1-2	49-41-105
In Shootouts	1-0-1	5-8
vs. Ranked Opponents	2-6-0	111-100-28



## BEN SYER

### 11th Season as Associate Head Coach; 12th Season at Cornell *Western Ontario '98*

Serving as the Big Red's recruiting director and manager of the team's vaunted defensive unit, **BEN SYER**'s efforts were perhaps no more celebrated than during the 2017-18 season. He helped Cornell lead the nation in team defense with a paltry 1.58 goals-against average and was named the winner of the American Hockey Coaches Association's 2018 Terry Flanagan Award.

One of the AHCA's major annual awards, the Terry Flanagan Award is presented to the assistant coach whose career body of work best honors that of the award's name sake.

"He can hold court with a group of assistant coaches on the road with the best of them," said **MIKE SCHAFFER**, adding that this is the first time he's nominated anyone for a major AHCA award in his 23-year tenure at the helm of the Big Red. "He knows the elder statesmen, but he also knows the young

guys like Terry did. He would make sure to say hello to everyone in the rink and lend a helping hand to young assistants. I admired Terry for this. He and his family are of the highest character, upfront and honest."

Syer joined Cornell in June 2011 as an assistant coach, then was promoted to associate head coach the following summer. He previously served as associate head coach during his 12 seasons at Quinnipiac under head coach Rand Pecknold. During that run, the Bobcats posted a 242-168-46 record with one NCAA tournament appearance (2002) and nine 20-win seasons.

A native of Kitchener, Ontario, Syer arrived at Quinnipiac after serving one season as an assistant coach at Ohio University. A 1998 graduate of Western Ontario, Syer earned a bachelor's degree in urban development. He earned his master's degree in physical education with a concentration in athletic administration in 2000.



## SEAN FLANAGAN

### Seventh Season as Assistant Coach *St. Lawrence '10*

Flanagan enters his seventh season as an assistant coach on head coach **MIKE SCHAFFER**'s staff. During his previous six seasons, Flanagan helped guide the Big Red to post a 108-38-19 record, good for a .712 win percentage. In his first three years on Schaffer's staff, Flanagan aided Cornell in going 3-for-3 in advancing to the NCAA Tournament (and likely would have been 4-for-4, if the 2019-20 season had not ended prematurely). Prior to arriving on East Hill prior to the 2016-17 season, Flanagan made a couple of stops after his four-year playing career at St. Lawrence. After playing professionally in the ECHL with the Las Vegas Wranglers and Quad City Mallards, he became an assistant coach at Division III Hobart from 2012-15. While working under

former Cornell assistant coach Mark Taylor, he helped build a team who won the ECAC West titles in 2015 and 2016, leading the Statesmen to NCAA Tournament appearances. After Hobart, Flanagan spent one season as the Director of Hockey Operations at UMass Lowell, during the 2015-16 season. Flanagan is no stranger to ECAC Hockey, as he played 121 career games with St. Lawrence up to the 2010-11 season, where he racked up 12 goals and 40 assists for 52 points, helping the Saints advance to the league's championship weekend twice over his four years with the Saints. Flanagan graduated from St. Lawrence with a bachelor of arts degree in history with a minor in sports studies and exercise sciences in 2010 before receiving his master of education degree from St. Lawrence the following year.



## MITCH STEPHENS

### Fourth Season as Volunteer Assistant Coach; *SUNY Geneseo '07*

Stephens returns to Cornell after serving as an assistant coach at Geneseo for five years. In his time behind the bench with his alma mater, Stephens helped the Knights win two SUNYAC conference championships (2016, 2018) and make three NCAA Tournament appearances (2014, 2016, and 2018), including two trips to the national semifinals. As a senior, Stephens was named runner-up for USCHO Division III Player of the Year, an AHCA Division III First Team, and All-America selection, while being a finalist for the AHCA Sid Watson Memorial Award as the NCAA Division III Player of the Year.



## BEN RUSSELL

### First Season as Director of Hockey Operations; *Cornell '20*

Russell rejoined the Cornell men's hockey program in Aug. 2022 to serve as the team's Director of Hockey Operations, after spending the last two seasons as an assistant coach at St. Olaf College, a Minnesota-based Division III school. At St. Olaf, Russell helped the 2021-22 squad to a Minnesota Intercollegiate Athletic Conference (MIAC) tournament title and an NCAA Tournament appearance. While attending Cornell for his undergraduate studies, Russell served as an Assistant Director of Hockey Operations, helping coordinate video, analyzing film, and preparing scouting reports, while incorporating advanced analytics into game preparation.

## CORNELLIAN IN THE NHL (AS OF FEB. 14)



**MORGAN BARRON**  
C | Winnipeg | CU from 2018-20

2022-23 STATS			
GP	G	A	PTS
41	5	8	13

CAREER		
GP	G	PTS
73	8	19



**JACOB MacDONALD**  
D | San Jose | CU from 2011-15

2022-23 STATS			
GP	G	A	PTS
38	0	2	2

CAREER		
GP	G	PTS
81	2	12

## FORMER CORNELLIAN PLAYING PROFESSIONALLY

LAST UPDATED FEB. 14, 2022

## UNITED STATES / CANADA

## NHL (2)

- Morgan Barron (Winnipeg)
- Jacob MacDonald (San Jose)

## AHL (10)

- Anthony Angello (Springfield)
- Cole Bardreau (Bridgeport)
- Kyle Betts (Belleville)
- Alex Green (Chicago)
- Yanni Kaldis (Bakersfield)
- Jeff Kubiak (Bridgeport)
- Jeff Malott (Manitoba)
- Tristan Mullin (Coachella Valley)
- Riley Nash (Charlotte)
- Michael Regush (Abbotsford)

## ECHL (2)

- Matt Cairns (Cincinnati)
- Cody Haiskanen (Idaho)

## INTERNATIONAL

## AUSTRIA (1)

- Reece Wilcox (HC Pustertal)

## GERMANY - DEL (1)

- Alec McCrea (Düsseldorfer EG)

## GERMANY - DEL2 (2)

- Joel Lowry (EC Kassel)
- Jake Weidner (EC Kassel)

## JAPAN (1)

- Alex Rauter (Yokohama)

## NORWAY (1)

- Mitch Gillam (Vålerenga)

## RUSSIA - KHL (1)

- Kirill Gotovets (Dynamo Moskva)

## SWEDEN - ALLSVENSKAN (1)

- Matthew Galajda (Djurgårdens IF)

## SWEDEN - SHL (1)

- Joakim Ryan (Malmö)

## SWITZERLAND - SL (1)

- Sean Collins (EHC Olten)

## CORNELLIAN IN THE NHL



## CORNELLIAN ACTIVELY IN THE NHL (2)

PLAYER	YEARS AT CORNELL	NHL SEASON	CURRENT TEAM
Morgan Barron	2018-20	3rd	Winnipeg
Jacob MacDonald	2011-15	4th	San Jose

## NHLERS TO PLAY UNDER SCHAFFER AT CORNELL (28)

PLAYER	YEAR(S) COACHED	NHL CAREER	TEAM(S)
<b>AS AN ASSISTANT COACH (4)</b>			
Joe Nieuwendyk	1986-87	1987-07	CGY, DAL, NJ, TOR, FLA
Corrie D'Alessio	1987-90	1992-93	HFD
Dan Ratushny	1988-90	1992-93	VAN
Ryan Hughes	1989-90	1995-96	BOS

## AS A HEAD COACH (24)

Brad Chartrand	1995-96	1999-04	LAK
P.C. Drouin	1995-96	1996-97	BOS
Jean-Marc Pelletier	1995-97	1998-04	PHI, PHX
Matt Underhill	1998-02	2003-04	CHI
Douglas Murray	1999-03	2005-14	SJ, PIT, MTL
Ryan Vesce	2000-04	2008-10	SJ
Mike Iggulden	2001-05	2007-09	SJ, NYI
David LeNeveu	2001-03	2005-11	PHX, CBJ
Matt Moulson	2002-06	2007-18	LA, NYI, BUF, MIN
Ryan O'Byrne	2003-06	2007-13	MTL, COL, TOR
Byron Bitz	2003-07	2008-12	BOS, FLA, VAN
Raymond Sawada	2004-08	2008-11	DAL
Colin Greening	2006-10	2010-16	OTT, TOR
Brendon Nash	2006-10	2010-11	MTL
Ben Scrivens	2006-10	2011-16	TOR, LA, EDM, MTL
Riley Nash	2007-10	2011-21	CAR, BOS, CBJ, WPG, TB, ARI
Sean Collins	2008-12	2012-16	CBJ, WSH
Brian Ferlin	2011-14	2014-15	BOS
Joakim Ryan	2011-15	2017-21	SJ, LA, CAR
Jacob MacDonald	2011-15	2018-	FLA, COL, SJ
Cole Bardreau	2011-15	2019-22	NYI
Anthony Angello	2015-18	2019-21	PIT
Morgan Barron	2018-20	2020-	NYR, WPG
Jeff Malott	2016-20	2021-22	WPG

## CORNELLIAN NHLERS IN HOCKEY HALL OF FAME (2)

## KEN DRYDEN

G | Montréal | CU from 1966-69

## Career stats

GP	SV	GAA	SV%
397	10,213	2.24	.922



5-time Vezina Trophy winner; 6-time All-Star

## JOE NIEUWENDYK

C | Calgary, Dallas, New Jersey, Toronto, Florida | CU from 1984-87

## Career stats

GP	G	A	PTS
1,257	564	562	1,126



1988 Calder; 1995 Clancy; 1999 Conn Smythe



Patrick Shanahan/Cornell Athletics

ITHACA, N.Y. (JUNE 26, 2022) — **JACOB MacDONALD** '15 became the third player in Cornell history to lift the Stanley Cup when his Colorado Avalanche defeated the Tampa Bay Lightning, 2-1, in Game 6 of the 2022 Stanley Cup Playoffs at Amalie Arena in Tampa, Fla.

MacDonald joined six-time winner **KEN DRYDEN** and three-time champion **JOE NIEUWENDYK** in hoisting the oldest existing trophy awarded to a professional sports franchise in North America.

Since graduating from Cornell, MacDonald has played in the ECHL with the Elmira Jackals and Toledo Walleye, the AHL with the Springfield Falcons, Albany and Binghamton Devils, Springfield Thunderbirds and Colorado Eagles around NHL stints with the Florida Panthers in 2018-19 and the Avalanche in both 2020-21 and 2021-22.

He played eight regular-season games with Colorado this season and has two goals and eight assists in 43 regular season NHL games.

MacDonald was called up from Colorado of the AHL in early June to provide the Avalanche with some additional depth at the defenseman position.

The three-year starter for the Big Red accumulated four goals and 17 assists for 21 points in 104 career games. His plus-6 rating as a senior ranked second on the club.



## 2022-23 CORNELL BIG RED SKATER CAPSULES



## #2 PETER MUZYKA

Defenseman • Sr. • 6-3 • 194 lbs • Shoots: Left

Toronto, Ontario • New Mexico Ice Wolves (NAHL)

SEASON	TEAM	GP	G	A	Points	Shots	Shot%	Pen-Min	+/-	PPG	SHG	GWG	Blk	FOW	FOL	FO%
2021-22	CU	6	0	0	0	0	.000	2 - 15	1	0	0	0	4	0	0	.000
<b>TOTAL</b>		<b>6</b>	<b>0</b>	<b>0</b>	<b>0</b>	<b>0</b>	<b>.000</b>	<b>2 - 15</b>	<b>1</b>	<b>0</b>	<b>0</b>	<b>0</b>	<b>4</b>	<b>0</b>	<b>0</b>	<b>.000</b>

## MUZYKA AT A GLANCE

Most Goals . . . . . N/A  
 Most Assists . . . . . N/A  
 Most Points . . . . . N/A

First Goal . . . . . N/A  
 First Assist . . . . . N/A  
 Last Goal . . . . . N/A  
 Last Assist . . . . . N/A

Longest Point Streak . . . . . N/A  
 Longest Goal Streak . . . . . N/A  
 Longest Assist Streak . . . . . N/A



## #3 JACK O'BRIEN

Defenseman • Fr. • 6-0 • 170 lbs • Shoots: Left

White Rock, British Columbia • Nanaimo Clippers (BCHL)

SEASON	TEAM	GP	G	A	Points	Shots	Shot%	Pen-Min	+/-	PPG	SHG	GWG	Blk	FOW	FOL	FO%
2022-23	CU	1	0	0	0	1	.000	0 - 0	0	0	0	0	0	0	0	.000
<b>TOTAL</b>		<b>1</b>	<b>0</b>	<b>0</b>	<b>0</b>	<b>1</b>	<b>.000</b>	<b>0 - 0</b>	<b>0</b>	<b>0</b>	<b>0</b>	<b>0</b>	<b>0</b>	<b>0</b>	<b>0</b>	<b>.000</b>

## O'BRIEN AT A GLANCE

Most Goals . . . . . N/A  
 Most Assists . . . . . N/A  
 Most Points . . . . . N/A

First Goal . . . . . N/A  
 First Assist . . . . . N/A  
 Last Goal . . . . . N/A  
 Last Assist . . . . . N/A

Longest Point Streak . . . . . N/A  
 Longest Goal Streak . . . . . N/A  
 Longest Assist Streak . . . . . N/A



## #4 HANK KEMPf

Defenseman • So. • 6-2 • 200 lbs • Shoots: Left

Wilmette, Illinois • Muskegon Lumberjacks (USHL)



SEASON	TEAM	GP	G	A	Points	Shots	Shot%	Pen-Min	+/-	PPG	SHG	GWG	Blk	FOW	FOL	FO%
2021-22	CU	32	0	8	8	54	.000	3 - 6	8	0	0	0	12	0	0	.000
2022-23	CU	22	1	1	2	20	.050	5 - 10	10	0	0	0	26	0	0	.000
<b>TOTAL</b>		<b>54</b>	<b>1</b>	<b>9</b>	<b>10</b>	<b>74</b>	<b>.014</b>	<b>8 - 16</b>	<b>18</b>	<b>0</b>	<b>0</b>	<b>0</b>	<b>38</b>	<b>0</b>	<b>0</b>	<b>.000</b>

## KEMPf AT A GLANCE

Most Goals . . . . . 1, at RPI (1/7/23)  
 Most Assists . . . . . 2, at Princeton (1/21/22)  
 Most Points . . . . . 2, at Princeton (1/21/22)

First Goal . . . . . at RPI (1/7/23)  
 First Assist . . . . . at Dartmouth (11/6/21)  
 Last Goal . . . . . at RPI (1/7/23) - 9 games  
 Last Assist . . . . . at St. Lawrence (11/11/22) - 17 games

Longest Point Streak . . . . . 4 games (11/6/21 - 11/19/21)  
 Longest Goal Streak . . . . . N/A  
 Longest Assist Streak . . . . . 4 games (11/6/21 - 11/19/21)



## #5 SEBASTIAN DIRVEN

Defenseman • Sr. • 6-3 • 205 lbs • Shoots: Left

Bainville, Ontario • Central Illinois Flying Aces (USHL)

SEASON	TEAM	GP	G	A	Points	Shots	Shot%	Pen-Min	+/-	PPG	SHG	GWG	Blk	FOW	FOL	FO%
2019-20	CU	28	1	3	4	22	.045	9 - 18	10	0	0	0	17	0	0	.000
2021-22	CU	31	1	5	6	20	.050	11 - 33	5	0	0	0	24	0	0	.000
2022-23	CU	25	1	3	4	24	.042	6 - 23	7	0	0	0	16	0	0	.000
<b>TOTAL</b>		<b>84</b>	<b>3</b>	<b>11</b>	<b>14</b>	<b>66</b>	<b>.045</b>	<b>26 - 74</b>	<b>22</b>	<b>0</b>	<b>0</b>	<b>0</b>	<b>57</b>	<b>0</b>	<b>0</b>	<b>.000</b>

## DIRVEN AT A GLANCE

Most Goals . . . . . 1, (3x), Last: at Union (1/6/23)  
 Most Assists . . . . . 1, (11x), Last: vs. Quinnipiac (1/20/23)  
 Most Points . . . . . 1, (13x), Last: at Union (1/6/23)

First Goal . . . . . vs. Colgate (2/9/20)  
 First Assist . . . . . at Union (1/11/20)  
 Last Goal . . . . . at Union (1/6/23) - 10 games  
 Last Assist . . . . . vs. Quinnipiac (1/20/23) - 7 games

Longest Point Streak . . . . . 2, (3x), Last: 11/27/21 - 12/3/21  
 Longest Goal Streak . . . . . N/A  
 Longest Assist Streak . . . . . 2, (2x), Last: 11/27/21 - 12/3/21



## #7 JIMMY RAYHILL

Defenseman • So. • 5-9 • 175 lbs • Shoots: Right

New Hartford, New York • Odessa Jackalopes (NAHL)

## RAYHILL AT A GLANCE

Most Goals . . . . . N/A  
 Most Assists . . . . . N/A  
 Most Points . . . . . N/A

First Goal . . . . . N/A  
 First Assist . . . . . N/A  
 Last Goal . . . . . N/A  
 Last Assist . . . . . N/A

Longest Point Streak . . . . . N/A  
 Longest Goal Streak . . . . . N/A  
 Longest Assist Streak . . . . . N/A

## 2022-23 CORNELL BIG RED SKATER CAPSULES



## #8 JACK LAGERSTROM

Defenseman • Jr. • 6-2 • 177 lbs • Shoots: Right  
Edina, Minnesota • Tri-City Storm (USHL)

SEASON	TEAM	GP	G	A	Points	Shots	Shot%	Pen-Min	+/-	PPG	SHG	GWG	BLK	FOW	FOL	FO%
2021-22	CU	14	0	0	0	16	.000	2-4	1	0	0	0	5	0	0	.000
2022-23	CU	7	1	1	2	10	.100	2-4	1	0	0	0	2	0	0	.000
TOTAL		21	1	1	2	26	.038	4-8	2	0	0	0	7	0	0	.000

## LAGERSTROM AT A GLANCE

Most Goals . . . . . 1, vs. Brown (11/19/22)  
Most Assists . . . . . 1, vs. Sacred Heart (11/22/22)  
Most Points . . . . . 1, (2x), Last: vs. Sacred Heart (11/22/22)

First Goal . . . . . vs. Brown (11/19/22)  
First Assist . . . . . vs. Sacred Heart (11/22/22)  
Last Goal . . . . . vs. Brown (11/19/22) - 1 game  
Last Assist . . . . . vs. Sacred Heart (11/22/22)

Longest Point Streak . . . . . 2 games (11/19/22 - Present)  
Longest Goal Streak . . . . . N/A  
Longest Assist Streak . . . . . N/A

## O'LEARY AT A GLANCE

Most Goals . . . . . 1, (4x), Last: vs. Quinnipiac (1/20/23)  
Most Assists . . . . . 1, (8x), Last: at Colgate (2/11/23)  
Most Points . . . . . 2, at North Dakota (1/7/22)

First Goal . . . . . at North Dakota (1/7/22)  
First Assist . . . . . at North Dakota (1/7/22)  
Last Goal . . . . . vs. Quinnipiac (1/20/23) - 7 games  
Last Assist . . . . . at Colgate (2/11/23)

Longest Point Streak . . . . . 3, (2x), Last: 2/4/23 - Present  
Longest Goal Streak . . . . . N/A  
Longest Assist Streak . . . . . 3 games (2/4/23 - Present)

## MITCHELL AT A GLANCE

Most Goals . . . . . 2, vs. RPI (2/3/23)  
Most Assists . . . . . 3, (2x), Last: vs. Union (2/4/23)  
Most Points . . . . . 3, (2x), Last: vs. Union (2/4/23)

First Goal . . . . . at Clarkson (11/15/19)  
First Assist . . . . . at Michigan State (11/2/19)  
Last Goal . . . . . 2, vs. RPI (2/3/23) - 3 games  
Last Assist . . . . . at Colgate (2/11/23)

Longest Point Streak . . . . . 4 games (2/19/22 - 3/11/22)  
Longest Goal Streak . . . . . 3 games (12/2/22 - 12/30/22)  
Longest Assist Streak . . . . . 4 games (2/19/22 - 3/11/22)

## DONALDSON AT A GLANCE

Most Goals . . . . . 1, (3x), Last: vs. Princeton (1/21/23)  
Most Assists . . . . . 2, (2x), Last: vs. Brown (11/19/22)  
Most Points . . . . . 2, (2x), Last: vs. Brown (11/19/22)

First Goal . . . . . at Minnesota Duluth (10/29/22)  
First Assist . . . . . 2, vs. Yale (11/18/22)  
Last Goal . . . . . vs. Princeton (1/21/23) - 3 games  
Last Assist . . . . . vs. AIC (12/30/22) - 8 games

Longest Point Streak . . . . . 3 games (11/18/22 - 11/22/22)  
Longest Goal Streak . . . . . N/A  
Longest Assist Streak . . . . . 3 games (11/18/22 - 11/22/22)

## REGO AT A GLANCE

Most Goals . . . . . 2, vs. RPI (11/13/21)  
Most Assists . . . . . 2, at Harvard (11/5/21)  
Most Points . . . . . 3, vs. RPI (11/13/21)

First Goal . . . . . 2, vs. RPI (11/13/21)  
First Assist . . . . . 2, at Harvard (11/5/21)  
Last Goal . . . . . at Union (1/6/23) - 10 games  
Last Assist . . . . . vs. Colgate (2/10/23) - 1 game

Longest Point Streak . . . . . 3 games (2/3/23 - 2/10/23)  
Longest Goal Streak . . . . . N/A  
Longest Assist Streak . . . . . 3 games (2/3/23 - 2/10/23)



## #9 JACK O'LEARY

Forward • Jr. • 5-7 • 162 lbs • Shoots: Right  
St. James, New York • Cedar Rapids RoughRiders (USHL)

SEASON	TEAM	GP	G	A	Points	Shots	Shot%	Pen-Min	+/-	PPG	SHG	GWG	BLK	FOW	FOL	FO%
2021-22	CU	11	1	1	2	9	.111	4-19	3	0	0	0	1	0	0	.000
2022-23	CU	20	3	7	10	22	.136	4-8	11	0	0	0	13	0	1	.000
TOTAL		31	4	8	12	31	.129	8-27	14	0	0	0	14	0	1	.000



## #10 TRAVIS MITCHELL

Defenseman • Sr. • 6-3 • 207 lbs • Shoots: Left  
South Lyon, Michigan • Omaha Lancers (USHL)

SEASON	TEAM	GP	G	A	Points	Shots	Shot%	Pen-Min	+/-	PPG	SHG	GWG	BLK	FOW	FOL	FO%
2019-20	CU	29	2	10	12	36	.056	9-29	20	0	0	0	25	1	0	1.000
2021-22	CU	32	3	13	16	70	.043	12-40	14	1	0	0	38	0	0	.000
2022-23	CU	25	6	9	15	49	.122	8-16	12	0	0	1	44	0	0	.000
TOTAL		86	11	32	43	155	.071	29-85	46	1	0	1	107	1	0	1.000



## #11 SEAN DONALDSON

Forward • Fr. • 5-11 • 180 lbs • Shoots: Left  
Vancouver, British Columbia • Nanaimo Clippers (BCHL)

SEASON	TEAM	GP	G	A	Points	Shots	Shot%	Pen-Min	+/-	PPG	SHG	GWG	BLK	FOW	FOL	FO%
2022-23	CU	20	3	7	10	33	.091	0-0	4	1	0	0	3	0	0	.000
TOTAL		20	3	7	10	33	.091	0-0	4	1	0	0	3	0	0	.000



## #12 TIM REGO

Defenseman • Jr. • 6-0 • 172 lbs • Shoots: Right  
Mansfield, Massachusetts • Brooks Bandits (AJHL)

SEASON	TEAM	GP	G	A	Points	Shots	Shot%	Pen-Min	+/-	PPG	SHG	GWG	BLK	FOW	FOL	FO%
2021-22	CU	32	2	9	11	29	.069	3-6	4	0	0	0	22	0	0	.000
2022-23	CU	24	2	7	9	23	.087	6-12	12	0	0	2	22	0	0	.000
TOTAL		56	4	16	20	52	.077	9-18	16	0	0	2	44	0	0	.000

## 2022-23 CORNELL BIG RED SKATER CAPSULES



## #13 JACK MALONE

Forward • Sr. • 6-1 • 193 lbs • Shoots: Right

Madison, New Jersey • Youngstown Phantoms (USHL)



## MALONE AT A GLANCE

Most Goals . . . . . 2, (2x), Last: at Colgate (2/11/23)  
 Most Assists . . . . . 2, (3x), Last: vs. AIC (12/29/22)  
 Most Points . . . . . 3, vs. AIC (12/29/22)

First Goal . . . . . at Michigan State (11/19/19)  
 First Assist . . . . . vs. Yale (11/9/19)  
 Last Goal . . . . . 2, at Colgate (2/11/23)  
 Last Assist . . . . . vs. Union (2/4/23) - 2 games

Longest Point Streak . . . . . 6 games (2/19/22 - 3/13/22)  
 Longest Goal Streak . . . . . 2, (2x), Last: 1/15/22 - 1/21/22  
 Longest Assist Streak . . . . . 4, (2x), Last: 1/27/23 - 2/4/23

## ANDREEV AT A GLANCE

Most Goals . . . . . 4, vs. RPI (11/13/21)  
 Most Assists . . . . . 2, (9x), Last: vs. Union (2/4/23)  
 Most Points . . . . . 6, vs. RPI (11/13/21)

First Goal . . . . . vs. Michigan State (10/26/18)  
 First Assist . . . . . vs. Yale (11/2/18)  
 Last Goal . . . . . vs. Union (2/4/23) - 1 game  
 Last Assist . . . . . vs. Colgate (2/11/23)

Longest Point Streak . . . . . 8 games (11/12/21 - 1/1/22)  
 Longest Goal Streak . . . . . N/A  
 Longest Assist Streak . . . . . 4 games (11/12/21 - 11/20/21)

## SEGER AT A GLANCE

Most Goals . . . . . 1, (20x), Last: vs. Princeton (1/21/23)  
 Most Assists . . . . . 3, (2x), Last: vs. Union (2/4/23)  
 Most Points . . . . . 3, (5x), Last: vs. Union (2/4/23)

First Goal . . . . . vs. RPI (10/25/19)  
 First Assist . . . . . vs. Army (10/6/19)  
 Last Goal . . . . . vs. Princeton (1/21/23) - 6 games  
 Last Assist . . . . . 2, at Colgate (2/11/23)

Longest Point Streak . . . . . 6 games (12/3/22 - 1/14/23)  
 Longest Goal Streak . . . . . 3 games (1/6/23 - 1/14/23)  
 Longest Assist Streak . . . . . 6 games (12/3/22 - 1/14/23)

## BANCROFT AT A GLANCE

Most Goals . . . . . 3, vs. UConn (11/26/22)  
 Most Assists . . . . . 2, at Dartmouth (1/27/23)  
 Most Points . . . . . 3, (2x), Last: vs. Union (2/4/23)

First Goal . . . . . vs. Yale (11/18/22)  
 First Assist . . . . . at Minnesota Duluth (10/28/22)  
 Last Goal . . . . . 2, vs. Union (2/4/23) - 2 games  
 Last Assist . . . . . vs. Union (2/4/23) - 2 games

Longest Point Streak . . . . . 4 games (11/18/22 - 11/26/22)  
 Longest Goal Streak . . . . . 2 games (1/20/23 - 1/21/23)  
 Longest Assist Streak . . . . . 3 games (11/18/22 - 11/22/22)

## KOVICH AT A GLANCE

Most Goals . . . . . 1, (4x), Last: at St. Lawrence (11/11/22)  
 Most Assists . . . . . 1, at Dartmouth (11/6/21)  
 Most Points . . . . . 1, (5x), Last: at St. Lawrence (11/11/22)

First Goal . . . . . vs. Boston University (11/27/21)  
 First Assist . . . . . at Dartmouth (11/6/21)  
 Last Goal . . . . . at St. Lawrence (11/11/22) - 7 games  
 Last Assist . . . . . at Dartmouth (11/6/21) - 26 games

Longest Point Streak . . . . . 2 games (1/7/22 - 1/8/22)  
 Longest Goal Streak . . . . . 2 games (1/7/22 - 1/8/22)  
 Longest Assist Streak . . . . . N/A

#15 MAX ANDREEV **A**

Forward • Sr. • 6-0 • 182 lbs • Shoots: Left

Moscow, Russia • Central Illinois Flying Aces (USHL)



SEASON	TEAM	GP	G.	A	Points	Shots	Shot%	Pen-Min	+/-	PPG	SHG	GWG	BK	FOW	FOL	FO%
2018-19	CU	22	2	8	10	22	.091	5 - 10	4	0	0	0	5	121	92	.568
2019-20	CU	24	5	15	20	39	.128	6 - 12	11	2	0	3	6	119	128	.482
2021-22	CU	22	9	14	23	55	.164	10 - 23	17	3	0	0	10	228	184	.553
2022-23	CU	22	5	14	19	42	.119	9 - 18	6	4	0	2	13	184	183	.501
<b>TOTAL</b>		<b>90</b>	<b>21</b>	<b>51</b>	<b>72</b>	<b>158</b>	<b>.133</b>	<b>30 - 63</b>	<b>38</b>	<b>9</b>	<b>0</b>	<b>5</b>	<b>34</b>	<b>652</b>	<b>587</b>	<b>.526</b>



## #16 GABRIEL SEGER

Forward • Sr. • 6-4 • 210 lbs • Shoots: Left

Uppsala, Sweden • Union College (ECAC)



SEASON	TEAM	GP	G.	A	Points	Shots	Shot%	Pen-Min	+/-	PPG	SHG	GWG	BK	FOW	FOL	FO%
2019-20	UNI	37	7	15	22	44	.159	4 - 8	-1	3	0	2	18	204	223	.478
2021-22	UNI	34	7	14	21	54	.130	5 - 21	-2	3	0	0	18	335	306	.523
2022-23	CU	23	6	19	25	34	.176	3 - 17	5	4	0	1	4	228	136	.626
TOTAL FOR CU		23	6	19	25	34	.176	3 - 17	5	4	0	1	4	228	136	.626
TOTAL		94	20	48	68	132	.152	12 - 46	2	10	0	3	40	767	665	.536



## #17 DALTON BANCROFT

Forward • Fr. • 6-3 • 200 lbs • Shoots: Right

Madoc, Ontario • Trenton Golden Hawks (OJHL)



SEASON	TEAM	GP	G.	A	Points	Shots	Shot%	Pen-Min	+/-	PPG	SHG	GWG	BK	FOW	FOL	FO%
2022-23	CU	24	8	10	18	45	.178	6 - 12	7	5	0	2	13	1	3	.250
<b>TOTAL</b>		<b>24</b>	<b>8</b>	<b>10</b>	<b>18</b>	<b>45</b>	<b>.178</b>	<b>6 - 12</b>	<b>7</b>	<b>5</b>	<b>0</b>	<b>2</b>	<b>13</b>	<b>1</b>	<b>3</b>	<b>.250</b>



## #18 KYLER KOVICH

Forward • So. • 6-2 • 182 lbs • Shoots: Left

Coquitlam, British Columbia • Tri-City Storm (USHL)



SEASON	TEAM	GP	G.	A	Points	Shots	Shot%	Pen-Min	+/-	PPG	SHG	GWG	BK	FOW	FOL	FO%
2021-22	CU	19	3	1	4	13	.231	4 - 8	6	0	0	1	7	1	0	1.000
2022-23	CU	10	1	0	1	8	.125	1 - 2	0	0	0	0	1	0	0	.000
<b>TOTAL</b>		<b>29</b>	<b>4</b>	<b>1</b>	<b>5</b>	<b>21</b>	<b>.190</b>	<b>5 - 10</b>	<b>6</b>	<b>0</b>	<b>0</b>	<b>1</b>	<b>8</b>	<b>1</b>	<b>0</b>	<b>1.000</b>



## 2022-23 CORNELL BIG RED SKATER CAPSULES



## #19 SULLIVAN MACK

Forward • So. • 6-1 • 189 lbs • Shoots: Left

Anchorage, Alaska • Salmon Arm Silverbacks (BCHL)

SEASON	TEAM	GP	G	A	Points	Shots	Shot%	Pen-Min	+/-	PPG	SHG	GWG	BLK	FOW	FOL	FO%
2021-22	CU	20	1	1	2	27	.037	2 - 4	-3	0	0	1	5	0	0	.000
2022-23	CU	20	4	4	8	20	.200	4 - 8	5	0	0	2	9	0	0	.000
<b>TOTAL</b>		<b>40</b>	<b>5</b>	<b>5</b>	<b>10</b>	<b>47</b>	<b>.106</b>	<b>6 - 12</b>	<b>2</b>	<b>0</b>	<b>0</b>	<b>3</b>	<b>14</b>	<b>0</b>	<b>0</b>	<b>.000</b>



## MACK AT A GLANCE

Most Goals . . . . . 2, vs. AIC (12/29/22)  
 Most Assists . . . . . 2, vs. UConn (11/26/22)  
 Most Points . . . . . 2, (2x), Last: vs. AIC (12/29/22)

First Goal . . . . . at Princeton (2/26/22)  
 First Assist . . . . . vs. RPI (11/13/21)  
 Last Goal . . . . . vs. Colgate (2/10/23) - 1 game  
 Last Assist . . . . . 2, vs. UConn (11/26/22) - 15 games

Longest Point Streak . . . . 4 games (11/18/22 - 11/26/22)  
 Longest Goal Streak . . . . . N/A  
 Longest Assist Streak . . . . 2 games (11/18/22 - 11/19/22)



## #20 MATT STIENBURG A

Forward • Sr. • 6-2 • 195 lbs • Shoots: Right

Halifax, Nova Scotia • St. Andrew's College



SEASON	TEAM	GP	G	A	Points	Shots	Shot%	Pen-Min	+/-	PPG	SHG	GWG	BLK	FOW	FOL	FO%
2019-20	CU	27	5	5	10	31	.161	13 - 45	12	1	0	1	15	31	40	.437
2021-22	CU	28	13	16	29	63	.206	11 - 30	11	4	0	4	22	50	67	.427
2022-23	CU	13	2	4	6	34	.059	7 - 14	-3	1	0	1	13	2	8	.200
<b>TOTAL</b>		<b>68</b>	<b>20</b>	<b>25</b>	<b>45</b>	<b>128</b>	<b>.156</b>	<b>31 - 89</b>	<b>20</b>	<b>6</b>	<b>0</b>	<b>6</b>	<b>50</b>	<b>83</b>	<b>115</b>	<b>.419</b>



## STIENBURG AT A GLANCE

Most Goals . . . . . 3, at St. Lawrence (12/3/21)  
 Most Assists . . . . . 3, vs. RPI (11/13/21)  
 Most Points . . . . . 4, (2x), Last: at St. Lawrence (12/3/21)

First Goal . . . . . vs. Ohio State (1/3/20)  
 First Assist . . . . . vs. Yale (11/9/19)  
 Last Goal . . . . . vs. UConn (11/26/22) - 3 games  
 Last Assist . . . . . vs. Dartmouth (12/3/22) - 1 game

Longest Point Streak . . . . 11 games (10/30/21 - 1/1/22)  
 Longest Goal Streak . . . . 3 games (2/21/20 - 2/28/20)  
 Longest Assist Streak . . . . 5 games (11/20/21 - 1/1/22)



## #21 ZACH TUPKER

Forward • Sr. • 6-1 • 197 lbs • Shoots: Left

Collingwood, Ontario • Carleton Place Canadians (CCHL)

SEASON	TEAM	GP	G	A	Points	Shots	Shot%	Pen-Min	+/-	PPG	SHG	GWG	BLK	FOW	FOL	FO%
2019-20	CU	20	1	2	3	12	.083	1 - 2	7	0	0	0	5	50	59	.459
2021-22	CU	32	1	6	7	36	.028	4 - 8	-1	0	0	0	10	139	133	.511
2022-23	CU	25	5	3	8	55	.091	8 - 16	5	0	0	1	9	228	178	.562
<b>TOTAL</b>		<b>77</b>	<b>7</b>	<b>11</b>	<b>18</b>	<b>103</b>	<b>.068</b>	<b>13 - 26</b>	<b>11</b>	<b>0</b>	<b>0</b>	<b>1</b>	<b>24</b>	<b>417</b>	<b>370</b>	<b>.530</b>



## TUPKER AT A GLANCE

Most Goals . . . . . 2, vs. Yale (11/18/22)  
 Most Assists . . . . . 1, (11x), Last: vs. UConn (11/26/22)  
 Most Points . . . . . 2, (2x), Last: vs. Yale (11/18/22)

First Goal . . . . . vs. Yale (11/9/19)  
 First Assist . . . . . vs. Colgate (2/9/20)  
 Last Goal . . . . . vs. Colgate (2/10/23) - 1 game  
 Last Assist . . . . . vs. UConn (11/26/22) - 15 games

Longest Point Streak . . . . 3, (2x), Last: 11/12/22 - 11/19/22  
 Longest Goal Streak . . . . 2 games (11/12/22 - 11/18/22)  
 Longest Assist Streak . . . . 3 games (1/7/22 - 1/15/22)



## #22 KYLE PENNEY

Forward • Jr. • 6-1 • 204 lbs • Shoots: Left

Lawrencetown, Nova Scotia • Chilliwack Chiefs (BCHL)

SEASON	TEAM	GP	G	A	Points	Shots	Shot%	Pen-Min	+/-	PPG	SHG	GWG	BLK	FOW	FOL	FO%
2021-22	CU	32	8	6	14	59	.136	4 - 8	3	0	0	0	23	25	36	.410
2022-23	CU	24	6	7	13	36	.167	2 - 4	7	1	0	0	9	40	50	.444
<b>TOTAL</b>		<b>56</b>	<b>14</b>	<b>13</b>	<b>27</b>	<b>95</b>	<b>.147</b>	<b>6 - 12</b>	<b>10</b>	<b>1</b>	<b>0</b>	<b>0</b>	<b>32</b>	<b>65</b>	<b>86</b>	<b>.430</b>



## PENNEY AT A GLANCE

Most Goals . . . . . 1, (12x), Last: vs. Colgate (2/10/23)  
 Most Assists . . . . . 2, vs. Clarkson (2/19/22)  
 Most Points . . . . . 3, vs. Brown (11/19/22)

First Goal . . . . . at Dartmouth (11/6/21)  
 First Assist . . . . . vs. Boston University (11/27/21)  
 Last Goal . . . . . vs. Colgate (2/10/23) - 1 game  
 Last Assist . . . . . at Colgate (2/11/23)

Longest Point Streak . . . . 3 games (2/4/23 - Present)  
 Longest Goal Streak . . . . 2, (5x), Last: 2/4/23 - 2/10/23  
 Longest Assist Streak . . . . N/A



## #23 WINTER WALLACE

Forward • Fr. • 6-3 • 215 lbs • Shoots: Right

Boulder, Colorado • Youngstown Phantoms (USHL)

SEASON	TEAM	GP	G	A	Points	Shots	Shot%	Pen-Min	+/-	PPG	SHG	GWG	BLK	FOW	FOL	FO%
2022-23	CU	14	2	3	5	12	.167	6 - 12	7	0	0	0	3	0	0	.000
<b>TOTAL</b>		<b>14</b>	<b>2</b>	<b>3</b>	<b>5</b>	<b>12</b>	<b>.167</b>	<b>6 - 12</b>	<b>7</b>	<b>0</b>	<b>0</b>	<b>0</b>	<b>3</b>	<b>0</b>	<b>0</b>	<b>.000</b>



## WALLACE AT A GLANCE

Most Goals . . . . . 1, (2x), Last: vs. Brown (11/19/22)  
 Most Assists . . . . . 1, (3x), Last: at Colgate (2/11/23)  
 Most Points . . . . . 1, (5x), Last: at Colgate (2/11/23)

First Goal . . . . . at Minnesota Duluth (10/28/22)  
 First Assist . . . . . at Clarkson (11/12/22)  
 Last Goal . . . . . vs. Brown (11/19/22) - 10 games  
 Last Assist . . . . . at Colgate (2/11/23)

Longest Point Streak . . . . 2 games (11/12/22 - 11/19/22)  
 Longest Goal Streak . . . . . N/A  
 Longest Assist Streak . . . . . N/A

## 2022-23 CORNELL BIG RED SKATER CAPSULES



## #24 SAM MALINSKI C

Defenseman • Sr. • 5-11 • 189 lbs • Shoots: Right  
Lakeville, Minnesota • Bismarck Bobcats (NAHL)



SEASON	TEAM	GP	G.	A	Points	Shots	Shot%	Pen-Min	+/-	PPG	SHG	GWG	BK	FOW	FOL	FO%
2019-20	CU	25	4	12	16	61	.066	7 - 14	14	2	0	1	19	0	0	.000
2021-22	CU	32	5	18	23	81	.062	9 - 26	20	2	0	1	41	0	0	.000
2022-23	CU	25	8	17	25	66	.121	6 - 12	7	3	1	1	28	0	0	.000
<b>TOTAL</b>		<b>82</b>	<b>17</b>	<b>47</b>	<b>64</b>	<b>208</b>	<b>.082</b>	<b>22 - 52</b>	<b>41</b>	<b>7</b>	<b>1</b>	<b>3</b>	<b>88</b>	<b>0</b>	<b>0</b>	<b>.000</b>

## MALINSKI AT A GLANCE

Most Goals . . . . . 2, vs. Union (2/4/23)  
Most Assists . . . . . 3, (2x), Last: vs. Princeton (1/21/23)  
Most Points . . . . . 4, vs. Union (2/4/23)

First Goal . . . . . at Michigan State (11/2/19)  
First Assist . . . . . at Michigan State (11/1/19)  
Last Goal . . . . . 2, vs. Union (2/4/23) - 2 games  
Last Assist . . . . . 2, vs. Union (2/4/23) - 2 games

Longest Point Streak . . . . 10 games (12/30/22 - 2/4/23)  
Longest Goal Streak . . . . . 4 games, 1/27/23 - 2/4/23  
Longest Assist Streak . . . . 7 games (12/30/22 - 1/27/23)



## #26 ONDREJ PSENICKA

Forward • So. • 6-6 • 211 lbs • Shoots: Left  
Prague, Czechia • Waterloo Black Hawks (USHL)



SEASON	TEAM	GP	G.	A	Points	Shots	Shot%	Pen-Min	+/-	PPG	SHG	GWG	BK	FOW	FOL	FO%
2021-22	CU	32	12	9	21	68	.176	9 - 18	21	2	1	3	11	18	17	.514
2022-23	CU	25	7	5	12	48	.146	4 - 8	13	1	0	0	8	39	39	.500
<b>TOTAL</b>		<b>57</b>	<b>19</b>	<b>14</b>	<b>33</b>	<b>116</b>	<b>.164</b>	<b>13 - 26</b>	<b>34</b>	<b>3</b>	<b>1</b>	<b>3</b>	<b>19</b>	<b>57</b>	<b>56</b>	<b>.504</b>

## PSENICKA AT A GLANCE

Most Goals . . . . . 2, (2x), Last: vs. AIC (12/29/22)  
Most Assists . . . . . 2, at North Dakota (1/7/22)  
Most Points . . . . . 3, (2x), Last: vs. AIC (12/29/22)

First Goal . . . . . vs. Alaska (10/29/21)  
First Assist . . . . . at Dartmouth (11/6/21)  
Last Goal . . . . . vs. Union (2/4/23) - 2 games  
Last Assist . . . . . vs. Union (2/4/23) - 2 games

Longest Point Streak . . . . 4 games (3/11/22 - 10/28/22)  
Longest Goal Streak . . . . . 2, (4x), Last: 12/29/22 - 1/6/23  
Longest Assist Streak . . . . 4 games (3/11/22 - 10/28/22)



## #27 MICHAEL SUDA

Defenseman • So. • 6-1 • 180 lbs • Shoots: Left  
Cheektowaga, New York • Fargo Force (USHL)



SEASON	TEAM	GP	G.	A	Points	Shots	Shot%	Pen-Min	+/-	PPG	SHG	GWG	BK	FOW	FOL	FO%
2021-22	CU	6	0	0	0	5	.000	0 - 0	-1	0	0	0	1	0	0	.000
2022-23	CU	24	0	6	6	19	.000	2 - 4	6	0	0	0	12	0	1	.000
<b>TOTAL</b>		<b>30</b>	<b>0</b>	<b>6</b>	<b>6</b>	<b>24</b>	<b>.000</b>	<b>2 - 4</b>	<b>5</b>	<b>0</b>	<b>0</b>	<b>0</b>	<b>13</b>	<b>0</b>	<b>1</b>	<b>.000</b>

## SUDA AT A GLANCE

Most Goals . . . . . N/A  
Most Assists . . . . . 2, vs. Quinnipiac (1/20/23)  
Most Points . . . . . 2, vs. Quinnipiac (1/20/23)

First Goal . . . . . N/A  
First Assist . . . . . at Minnesota Duluth (10/29/22)  
Last Goal . . . . . N/A  
Last Assist . . . . . vs. RPI (2/3/23) - 3 games

Longest Point Streak . . . . . N/A  
Longest Goal Streak . . . . . N/A  
Longest Assist Streak . . . . . N/A



## #28 NICK DESANTIS

Forward • Fr. • 5-9 • 155 lbs • Shoots: Right  
Collegeville, Pennsylvania • Madison Capitols (USHL)



SEASON	TEAM	GP	G.	A	Points	Shots	Shot%	Pen-Min	+/-	PPG	SHG	GWG	BK	FOW	FOL	FO%
2022-23	CU	21	8	9	17	28	.286	4 - 8	9	3	0	1	3	0	0	.000
<b>TOTAL</b>		<b>21</b>	<b>8</b>	<b>9</b>	<b>17</b>	<b>28</b>	<b>.286</b>	<b>4 - 8</b>	<b>9</b>	<b>3</b>	<b>0</b>	<b>1</b>	<b>3</b>	<b>0</b>	<b>0</b>	<b>.000</b>

## DESANTIS AT A GLANCE

Most Goals . . . . . 2, (2x), Last: vs. Union (2/4/23)  
Most Assists . . . . . 4, at RPI (1/7/23)  
Most Points . . . . . 4, at RPI (1/7/23)

First Goal . . . . . at St. Lawrence (11/11/22)  
First Assist . . . . . vs. AIC (12/29/22)  
Last Goal . . . . . at Colgate (2/11/23)  
Last Assist . . . . . at Colgate (2/11/23)

Longest Point Streak . . . . 6 games (12/29/22 - 1/20/23)  
Longest Goal Streak . . . . 2 games (12/29/22 - 12/30/22)  
Longest Assist Streak . . . . 4 games (1/6/23 - 1/20/23)



## #29 BEN BERARD

Forward • Sr. • 6-0 • 191 lbs • Shoots: Left  
Duncan, British Columbia • Powell River Kings (BCHL)



SEASON	TEAM	GP	G.	A	Points	Shots	Shot%	Pen-Min	+/-	PPG	SHG	GWG	BK	FOW	FOL	FO%
2019-20	CU	27	7	10	17	66	.106	2 - 4	8	4	0	1	4	5	9	.357
2021-22	CU	26	14	9	23	87	.161	3 - 6	11	5	0	3	10	0	0	.000
2022-23	CU	25	6	16	22	68	.088	3 - 6	0	0	0	1	16	0	0	.000
<b>TOTAL</b>		<b>78</b>	<b>27</b>	<b>35</b>	<b>62</b>	<b>221</b>	<b>.122</b>	<b>8 - 16</b>	<b>19</b>	<b>9</b>	<b>0</b>	<b>5</b>	<b>30</b>	<b>5</b>	<b>9</b>	<b>.357</b>

## BERARD AT A GLANCE

Most Goals . . . . . 3, (2x), Last: at Dartmouth (11/6/21)  
Most Assists . . . . . 3, at RPI (1/7/23)  
Most Points . . . . . 4, at RPI (1/7/23)

First Goal . . . . . vs. Princeton (11/23/19)  
First Assist . . . . . at Michigan State (11/2/19)  
Last Goal . . . . . at Colgate (2/11/23)  
Last Assist . . . . . at Colgate (2/11/23)

Longest Point Streak . . . . 6 games (12/30/22 - 1/14/23)  
Longest Goal Streak . . . . 4 games (1/6/23 - 1/20/23)  
Longest Assist Streak . . . . 4 games (12/30/22 - 1/7/23)

2022-23 CORNELL BIG RED GOALTENDER CAPSULES



#30 IAN SHANE

Goaltender • So. • 6-0 • 167 lbs • Catches: Left  
Manhattan Beach, California • Bismarck Bobcats (NAHL)

SEASON	TEAM	GP-GS	Minutes	GA	GAAvg	Saves	Save%	W	L	T	Sho	PPG	SHG
2021-22	CU	17 - 16	979.45	28	1.72	387	.933	7	6	3	3	10	0
2022-23	CU	24 - 22	1314.89	42	1.92	410	.907	15	6	1	3	15	0
TOTAL		41 - 38	2294.34	70	1.84	797	.919	22	12	4	6	25	0

SHANE AT A GLANCE

Most Saves . . . . . 42, at Quinnipiac (2/25/22)  
Assists . . . . . N/A  
  
First Game . . . . . at Arizona State (1/2/22)  
First Start . . . . . at North Dakota (1/7/22)  
First Shutout . . . . . at Yale (1/15/22)  
  
Last Shutout . . . . . vs. Quinnipiac (1/20/23) - 7 games  
Last Assist. . . . . N/A



#33 REMINGTON KEOPPLE

Goaltender • Fr. • 6-2 • 190 lbs • Catches: Left  
New Richmond, Wisconsin • Des Moines Buccaneers (USHL)

SEASON	TEAM	GP-GS	Minutes	GA	GAAvg	Saves	Save%	W	L	T	Sho	PPG	SHG
2022-23	CU	5 - 3	174.47	9	3.1	52	.852	1	1	1	0	2	1
TOTAL		5 - 3	174.47	9	3.1	52	.852	1	1	1	0	2	1

KEOPPLE AT A GLANCE

Most Saves . . . . . 17, vs. Brown (11/19/22)  
Assists . . . . . N/A  
  
First Game . . . . . at Minnesota Duluth (10/29/22)  
First Start . . . . . at Minnesota Duluth (10/29/22)  
First Shutout . . . . . N/A  
  
Last Shutout . . . . . N/A  
Last Assist. . . . . N/A



#34 RYAN MCINCHAK

Goaltender • Jr. • 6-0 • 175 lbs • Catches: Left  
Trenton, Michigan • American International College (AHA)

SEASON	TEAM	GP-GS	Minutes	GA	GAAvg	Saves	Save%	W	L	T	Sho	PPG	SHG
2020-21	AIC	2 - 1	99.55	0	0	37	1.000	1	0	0	1	0	0
2021-22	AIC	1 - 0	33.07	1	1.82	13	.929	0	1	0	0	0	0
2022-23	CU	2 - 0	11.35	1	5.29	2	.667	0	0	0	0	0	0
TOTAL FOR CU		2 - 0	11.35	1	5.29	2	.667	0	0	0	0	0	0
TOTAL		5 - 1	143.97	2	0.84	52	.963	1	1	0	1	0	0

MCINCHAK AT A GLANCE

Most Saves . . . . . 20, vs. Holy Cross (1/30/21)  
Assists . . . . . N/A  
  
First Game . . . . . vs. Holy Cross (1/29/21)  
First Start . . . . . vs. Holy Cross (1/30/21)  
First Shutout . . . . . vs. Holy Cross (1/30/21)  
  
Last Shutout . . . . . vs. Holy Cross (1/30/21) - 4 games  
Last Assist. . . . . N/A



## 2022-23 GAME HIGHS

## CORNELL HIGHS

POINTS	28	vs. Union (2/4/23)
GOALS	10	vs. Union (2/4/23)
ASSISTS	18	vs. Union (2/4/23)
SHOTS ON GOAL	39	vs. Brown (11/19/22)
SAVES	36	at Boston University (1/14/23)
PENALTIES	8	vs. RPI (1/7/23)
PIM	27	vs. RPI (1/7/23)

## OPPONENT HIGHS

POINTS	16	at Harvard (1/28/23)
GOALS	6	at Harvard (1/28/23)
ASSISTS	10	at Harvard (1/28/23)
SHOTS ON GOAL	40	at Boston University (1/14/23)
SAVES	35	vs. Dartmouth (1/27/22)
PENALTIES	7	at Clarkson (11/12/22)
PIM	25	at Clarkson (11/12/22)

## CORNELL LOWS

POINTS	0	at Quinnipiac (11/5/22)
GOALS	0	at Quinnipiac (11/5/22)
ASSISTS	0	at Quinnipiac (11/5/22)
SHOTS ON GOAL	9	at Quinnipiac (11/5/22)
SAVES	9	(2x), Last: vs. Union (2/4/23)
PENALTIES	0	at Dartmouth (1/27/22)
PIM	0	at Dartmouth (1/27/22)

## OPPONENT LOWS

POINTS	0	(3x), Last: vs. Quinnipiac (1/20/23)
GOALS	0	(3x), Last: vs. Quinnipiac (1/20/23)
ASSISTS	0	(4x), Last: vs. Quinnipiac (1/20/23)
SHOTS ON GOAL	10	vs. Union (2/4/23)
SAVES	9	at Quinnipiac (11/5/22)
PENALTIES	0	vs. Harvard (12/2/22)
PIM	0	vs. Harvard (12/2/22)

## FIVE-YEAR SITUATIONAL STATS

	2022-23	2021-22	2019-20	2018-19	2017-18	5-YR TOTAL
Overall...	16-7-2	18-10-4	23-2-4	21-11-4	25-6-2	103-36-16
ECAC Hockey games...	13-4-1	12-6-4	18-2-2	13-5-4	17-3-2	73-20-13
Ivy League games...	6-2-0	5-3-2	9-1-1	8-3-1	9-1-1	37-10-5
Non-conference games...	3-3-1	6-4-0	5-0-2	8-6-0	8-3-0	30-16-3
At home...	10-1-1	9-4-3	11-0-2	12-6-0	15-2-0	57-13-6
On the road...	5-6-1	8-6-1	10-2-1	7-2-4	9-2-2	39-18-9
At a neutral site...	1-0-0	1-0-0	2-0-1	2-3-0	1-2-0	7-5-1
Leading after the 1st...	11-2-1	10-3-3	15-0-0	15-3-1	13-2-0	64-10-5
Trailing after the 1st...	3-4-1	2-6-1	0-1-0	2-5-2	2-2-1	9-18-5
Tied after the 1st...	2-1-0	6-1-0	8-1-4	4-3-1	10-2-1	30-8-6
Leading after the 2nd...	14-0-0	12-0-1	20-0-0	20-2-2	19-0-0	85-2-3
Trailing after the 2nd...	1-5-1	3-8-1	0-2-3	0-8-0	1-4-1	5-27-6
Tied after the 2nd...	1-2-1	3-2-2	3-0-1	1-1-2	5-2-1	13-7-7
Outshooting opponent...	15-4-2	12-8-2	17-1-3	14-9-1	15-4-1	73-26-9
Being outshot...	1-2-0	5-1-2	3-1-1	7-2-3	9-2-1	25-8-7
Shots are even...	0-1-0	1-1-0	3-0-0	0-0-0	1-0-0	5-2-0
One-goal margin...	5-3	7-7	3-1	6-6	10-3	31-20
Two-goal margin...	3-2	3-1	7-0	7-1	6-1	26-5
Three-plus-goal margin...	8-2	8-2	13-1	8-4	9-2	46-11
Scoring first...	14-3-1	12-2-3	20-0-1	20-6-2	22-4-0	88-15-7
Opponent scores first...	2-4-1	6-8-1	3-2-3	1-5-2	3-2-1	15-21-8
In October...	0-2-0	2-0-0	0-0-0	0-2-0	2-0-0	4-4-0
In November...	6-2-0	6-1-0	9-0-0	5-3-0	7-1-0	33-7-0
In December...	2-1-1	1-0-1	1-1-0	1-0-0	2-1-0	7-3-2
In January...	5-2-0	4-3-2	4-1-4	6-1-1	7-0-1	26-7-8
In February...	3-0-1	4-4-1	9-0-0	4-2-2	5-2-1	25-8-5
In March...	0-0-0	1-2-0	0-0-0	5-3-1	2-2-0	8-7-1
On a Sunday...	0-0-0	0-2-0	1-0-0	1-1-0	0-0-0	2-3-0
On a Monday...	0-0-0	0-0-0	0-0-0	0-0-0	0-0-0	0-0-0
On a Tuesday...	1-0-0	0-1-0	0-0-0	0-0-0	1-0-0	2-1-0
On a Wednesday...	0-0-0	0-0-0	0-0-0	0-0-0	0-0-0	0-0-0
On a Thursday...	1-0-0	0-0-0	0-0-0	0-0-0	0-0-0	1-0-0
On a Friday...	8-2-1	7-5-1	11-1-1	10-5-1	12-2-1	48-15-5
On a Saturday...	6-5-1	11-2-3	11-1-3	10-5-3	13-4-0	51-17-10
First of back-to-back...	9-2-0	7-6-1	12-1-1	11-5-1	11-1-2	50-15-5
Second of back-to-back...	5-4-2	9-2-3	10-1-3	9-5-3	11-3-0	44-15-11
Third in three days...	0-0-0	0-1-0	0-0-0	1-0-0	0-0-0	1-1-0
In a single game...	2-1-0	2-1-0	1-0-0	0-1-0	3-2-0	8-5-0
In overtime...	0-1-2	4-1-4	0-0-4	0-0-4	0-3-4	4-5-18
In shootouts...	1-1	0-4	0-0	0-1	0-0	1-6
vs. ECAC Hockey opp...	13-4-1	13-8-4	18-2-2	16-8-4	19-4-2	78-27-13
vs. Atlantic Hockey opp...	2-0-1	0-0-0	0-0-0	0-0-0	2-0-0	4-0-1
vs. Hockey East opp...	1-1-0	1-0-0	1-0-1	1-1-0	1-1-0	5-3-1
vs. Big Ten opp...	0-0-0	0-0-0	3-0-0	0-2-0	0-0-0	3-2-0
vs. NCHC opp...	0-2-0	2-0-0	0-0-0	0-0-0	1-1-0	3-3-0
vs. WCHA opp...	0-0-0	0-0-0	1-0-1	2-0-0	2-0-0	5-0-1
vs. Independent opp...	0-0-0	2-2-0	0-0-0	2-0-0	0-0-0	4-2-0
Ranked in USA Today poll...	2-6-0	5-1-0	4-0-1	5-3-2	2-2-1	18-12-4
Ranked in USCHO.com poll...	2-6-0	5-1-1	6-1-3	7-3-2	6-3-1	26-14-7

2022-23 CORNELL TEAM AND PLAYER COMBINED STATISTICS

Team Results

Date	Opponent	Score	Att.
10/28/2022	at Minn. Duluth	L 2-3	4158
10/29/2022	at Minn. Duluth	L 2-4	4395
11/04/2022	at Princeton	W 3-1	2171
11/05/2022	at Quinnipiac	L 0-2	3439
11/11/2022	at St. Lawrence	W 5-1	1395
11/12/2022	at Clarkson	L 1-4	2782
11/18/2022	Yale	W 5-2	3717
11/19/2022	Brown	W 5-1	3695
11/22/2022	Sacred Heart	W 2-1	2772
11/26/2022	vs UConn	W 6-0	12247
12/02/2022	Harvard	Lot 1-2	4267
12/03/2022	Dartmouth	W 1-0	4267
12/29/2022	American Int'l	W 8-4	2927
12/30/2022	American Int'l	Tot 3-3	3024
01/06/2023	at Union (NY)	W 6-1	2185
01/07/2023	at Rensselaer	W 6-4	2724
01/14/2023	at Boston U.	L 3-4	5346
01/20/2023	Quinnipiac	W 4-0	3794
01/21/2023	Princeton	W 3-2	4267
01/27/2023	at Dartmouth	W 3-2	2001
01/28/2023	at Harvard	L 2-6	3095
02/03/2023	Rensselaer	W 3-1	3723
02/04/2023	Union (NY)	W 10-1	3903
02/10/2023	Colgate	W 3-2	4267
02/11/2023	at Colgate	Tot 4-4	2271

Team Statistics

	CU	OPP
SHOT STATISTICS		
Goals-Shot attempts	91-744	55-519
Shot pct.	.122	.106
Goals/Game	3.64	2.20
Shots/Game	29.76	20.76
POWER PLAYS		
Goals-Power Plays	25-82	17-88
Conversion pct.	.305	.193
Shot Attempts	109	97
Shot pct.	.229	.175
SHORT-HANDED		
Goals-Shot attempts	1-24	1-9
Shot pct.	.042	.111
GOAL BREAKDOWN		
Power Play	25	17
Short-handed	1	3
Empty net	2	1
Penalty	1	0
Unassisted	4	3
Overtime	0	1
Delayed Penalty	0	0
Game winning	16	7
First Goal	17	8
Game Tying Goal	2	0
Extra Attacker	1	1
BLOCKS		
Blocks	280	297
Blocks/Game	11.20	11.88
PENALTIES		
Number	101	93
Minutes	224	214
Penalties/Game	4.04	3.72
Pen minutes/Game	8.96	8.56
FACEOFFS (W-L)		
Faceoff W-L pct.	.535	.465
SHOOTOUTS (Made-Att)	3-10	2-9

Game Records

Record	Overall	Home	Away	Neutral
ALL GAMES	16-7-2	10-1-1	5-6-1	1-0-0
CONFERENCE	13-4-1	8-1-0	5-3-1	0-0-0
NON-CONFERENCE	3-3-1	2-0-1	0-3-0	1-0-0

			Shots					Penalties	Goals	Blocks	Faceoffs			
#	Player	GP	G	A	PTS	SH	SH%	PEN-MIN	PP	SH	BLK	FOW	FOL	FO%
24	Malinski, Sam	25	8	17	25	66	.121	6-12	3	1	28	0	0	.000
16	Seger, Gabriel	23	6	19	25	34	.176	3-17	4	0	4	228	136	.626
29	Berard, Ben	25	6	16	22	68	.088	3-6	0	0	16	0	0	.000
15	Andreev, Max	22	5	14	19	42	.119	9-18	4	0	13	184	183	.50
17	Bancroft, Dalton	24	8	10	18	45	.178	6-12	5	0	13	1	3	.250
28	DeSantis, Nick	21	8	9	17	28	.286	4-8	3	0	3	0	0	.000
10	Mitchell, Travis	25	6	9	15	49	.122	8-16	0	0	44	0	0	.000
13	Malone, Jack	25	6	7	13	47	.128	2-4	2	0	13	66	85	.437
22	Penney, Kyle	24	6	7	13	36	.167	2-4	1	0	9	40	50	.444
26	Psenicka, Ondrej	25	7	5	12	48	.146	4-8	1	0	8	39	39	.500
11	Donaldson, Sean	20	3	7	10	33	.091	0-0	1	0	3	0	0	.000
9	O'Leary, Jack	20	3	7	10	22	.136	4-8	0	0	13	0	1	.000
12	Rego, Tim	24	2	7	9	23	.087	6-12	0	0	22	0	0	.000
21	Tupker, Zach	25	5	3	8	55	.091	8-16	0	0	9	228	178	.562
19	Mack, Sullivan	20	4	4	8	20	.200	4-8	0	0	9	0	0	.000
20	Stienburg, Matt	13	2	4	6	34	.059	7-14	1	0	13	2	8	.200
27	Suda, Michael	24	0	6	6	19	.000	2-4	0	0	12	0	1	.000
23	Wallace, Winter	14	2	3	5	12	.167	6-12	0	0	3	0	0	.000
5	Dirven, Sebastian	25	1	3	4	24	.042	6-23	0	0	16	0	0	.000
4	Kempf, Hank	22	1	1	2	20	.050	5-10	0	0	26	0	0	.000
8	Lagerstrom, Jack	7	1	1	2	10	.100	2-4	0	0	2	0	0	.000
18	Kovich, Kyler	10	1	0	1	8	.125	1-2	0	0	1	0	0	.000
3	O'Brien, Jack	1	0	0	0	1	.000	0-0	0	0	0	0	0	.000
34	McInchak, Ryan	2	0	0	0	0	.000	0-0	0	0	0	0	0	.000
33	Keopple, Remington	5	0	0	0	0	.000	0-0	0	0	0	0	0	.000
30	Shane, Ian	24	0	0	0	0	.000	1-2	0	0	0	0	0	.000
TM	TEAM	25	0	0	0	0	.000	2-4	0	0	0	0	0	.000
Totals		25	91	159	250	744	.122	101-224	25	1	280	788	684	.535
Opponents		25	55	90	145	519	.106	93-214	17	1	297	684	788	.465

#	Player	GP	MIN	GA	GA AVG	SAVES	SAVES%	W-L-T-SHO
34	McInchak, Ryan	2	11:21	1	5.29	2	.667	0-0-0-0
33	Keopple, Remington	5	174:28	9	3.10	52	.852	1-1-1-0
30	Shane, Ian	24	1314:53	42	1.92	410	.907	15-6-1-3
TM	EMPTY NET	-	10:29	3	17.17	0	.000	0-0-0-0
Totals		25	1511:11	55	2.18	464	.894	16-7-2-3
Opponents		25	1511:11	91	3.61	653	.878	7-16-2-1

Attendance Summary

	CU	Opponents
Total	44623	35962
Dates/Avg Per Date	12 / 3719	12 / 2997
Neutral Site #/Avg	1 / 12247	

Goals by Periods

Team	1st	2nd	3rd	OT	TOTAL
CU	35	36	20	0	91
Opponents	19	19	16	1	55

Shots by Periods

Team	1st	2nd	3rd	OT	TOTAL
CU	255	274	209	6	744
Opponents	173	170	172	4	519

Saves by Periods

Team	1st	2nd	3rd	OT	TOTAL
CU	154	151	156	3	464
Opponents	220	238	189	6	653

THE LAST TIME ...

GAME NUMBERS FOR HOME, ROAD, NEUTRAL SITE, AND HOME-AND-HOME SERIES ARE BASED UPON THOSE TYPES OF GAMES

SCORING

Recorded a Hat Trick at Home (24 games)	11/13/21 at RPI (Max Andreev — 4 goals)
Recorded a Hat Trick on the Road (24 games)	12/3/21 at St. Lawrence (Matt Stilenburg)
Recorded a Hat Trick at Neutral Site (0 games)	11/26/22 vs. UConn (Dalton Bancroft)
Allowed Hat Trick at Home (364 games)	3/5/99 vs. St. Lawrence (John Poapst)
Allowed Hat Trick on the Road (76 games)	11/5/16 at Harvard (Lewis Zerter-Gossage)
Allowed Hat Trick at Neutral Site (52 games)	3/21/09 vs. Yale (Sean Backman)
Scored Two Hat Tricks in a Game (933 games)	2/26/94 vs. Yale (Jake Karam & Vincent Auger)
Defenseman Scored Hat Trick (1,277 games)	2/20/82 vs. Maine (Joe Gallant)
Hat Trick in Consecutive Games (1,028 games)	1/22/91 at Colgate; 1/26/91 at Dartmouth (Doug Derraugh)
Hat Trick in 3+ Straight Games (1,401 games)	1/21/78 vs. Yale; 1/25/78 vs. Princeton; 1/28/78 vs. Penn (Brock Tredway)
Scored 4+ Goals in a Game (51 games)	11/13/21 vs. RPI (Max Andreev — 4 goals)
Scored 5+ Goals in a Game (1,771 games)	1/13/65 vs. Hamilton (Doug Ferguson -- 6 goals)
Two Multi-Goal Scorers in a Game (2 games)	2/4/23 vs. Union (Dalton Bancroft, Nick DeSantis, Sam Malinski)
Three Multi-Goal Scorers in a Game (2 games)	2/4/23 vs. Union (Dalton Bancroft, Nick DeSantis, Sam Malinski)

SCORING MARGINS

Shut out Opponent at Home (4 game)	1/20/23 vs. Quinnipiac (Ian Shane, 21 saves)
Shut out Opponent on the Road (12 games)	2/26/22 at Princeton (Ian Shane, 23 saves)
Shut out Opponent at Neutral Site (0 games)	11/26/22 vs. UConn (Ian Shane, 27 saves)
Were Shut out at Home (70 games)	11/18/17 vs. Clarkson (Jake Kielly, 15 saves)
Were Shut out on the Road (8 games)	11/5/22 at Quinnipiac (Yaniv Perets, 9 saves)
Were Shut out at Neutral Site (5 games)	3/31/19 vs. Providence (Hayden Hawkey, 19 saves)
Recorded Two Straight Shutouts (28 games)	2/25/22 at Quinnipiac (Ian Shane, 42 saves) 2/26/22 at Princeton (Ian Shane, 23 saves)
Recorded Three Straight Shutouts (58 games)	2/21/20 at Yale (Matthew Galajda, 17 saves) 2/22/20 at Brown (Matthew Galajda, 19 saves) 2/28/20 vs. St. Lawrence (Matthew Galajda, 26 saves)
Shut out in Two Straight Games (242 games)	12/28/14 vs. Lake Superior (Gordon Defiel, 39 saves) 12/29/14 vs. Miami (Jay Williams, 15 saves)
Shut out in Three Straight Games (1,869 games)	2/6/60 vs. Princeton (Clifford Michel, 14 saves) 2/12/60 at Dartmouth (Tom Wahman, 15 saves) 2/13/60 at Brown (Roderick McGarry, 26 saves)
Won 1-0 Game at Home (7 games)	12/3/22 vs. Dartmouth (Travis Mitchell)
Lost 1-0 Game at Home (112 games)	2/6/15 vs. Quinnipiac (Travis St. Denis)
Won 1-0 Game on Road (14 games)	2/25/22 at Quinnipiac (Jack Malone)
Lost 1-0 Game on Road (89 games)	1/15/16 at RPI (Chris Bradley)
Won 1-0 Game at Neutral Site (231 games)	12/30/67 vs. Toronto (Bob McGuinn)
Lost 1-0 Game at Neutral Site (63 games)	3/26/06 vs. Wisconsin (Jack Skille)
Won by 5+ Goals at Home (1 game)	2/4/23 vs. Union (W, 10-1)
Lost by 5+ Goals at Home (108 games)	3/7/15 vs. Union (L, 0-7)
Won by 5+ Goals on Road (5 games)	1/6/23 at Union (W, 6-1)
Lost by 5+ Goals on Road (31 games)	1/31/20 at Quinnipiac (L, 0-5)
Won by 5+ Goals at Neutral Site (0 games)	11/26/22 vs. UConn (W, 6-0)
Lost by 5+ Goals at Neutral Site (13 games)	3/25/17 vs. UMass Lowell (L, 0-5)
OVERTIME GAMES	
Won Home Game in Overtime (20 games)	1/22/22 vs. Quinnipiac (Ben Berard)
Lost Home Game in Overtime (8 games)	12/2/22 vs. Harvard (Sean Farrell)
Won Road Game in Overtime (92 games)	11/14/15 at Colgate (Anthony Angello)
Lost Road Game in Overtime (86 games)	1/30/16 at St. Lawrence (Joe Sullivan)
Won Neutral Site Game in Overtime (20 games)	12/28/15 vs. Providence (Jeff Kubiak)
Lost Neutral Site Game in Overtime (7 games)	3/23/19 vs. Clarkson (Chris Klack)

TEAM SCORING

Scored 10+ Goals at Home (1 game)	2/4/23 vs. Union (W, 10-1)
Allowed 10+ Goals at Home (529 games)	1/21/87 vs. Colgate (L, 4-10)
Scored 10+ Goals on Road (444 games)	2/18/89 at Brown (W, 10-3)
Allowed 10+ Goals on Road (119 games)	3/16/13 at Quinnipiac (L, 0-10)
Scored 10+ Goals at Neutral Site (151 games)	1/4/85 vs. McGill (T, 10-10)
Allowed 10+ Goals at Neutral Site (119 games)	12/27/95 vs. Colorado College (L, 0-11)
5-Goal Period at Home (1 game)	2/4/23 vs. Union (6 goals — 1st period)
5-Goal Period on Road (259 games)	11/15/02 at Vermont (5 goals — 1st period)
5-Goal Period at Neutral Site (149 games)	3/16/85 vs. Clarkson (5 goals — 3rd period)
Two Goals in 30 Seconds or Less (2 games)	2/4/23 vs. Union (11 seconds)
Three Goals in One Minute or Less (2 games)	2/4/23 vs. Union (23 seconds)
Four Goals in Two Minutes or Less (2 games)	2/4/23 vs. Union (54 seconds)

SPECIAL TEAMS SCORING

Scored 3+ Power-Play Goals (2 games)	2/4/23 vs. Union (6 goals)
Allowed 3+ Power-Play Goals (10 games)	1/7/22 at Union (4 goals)
Scored 4+ Power-Play Goals (2 games)	2/4/23 vs. Union (6 goals)
Allowed 4+ Power-Play Goals (9 games)	1/7/22 at Union (4 goals)
Scored 5+ Power-Play Goals (2 games)	2/4/23 vs. Union (6 goals)
Allowed 5+ Power-Play Goals (529 games)	3/18/06 vs. Harvard (5 goals)
Scored a Short-Handed Goal (20 games)	11/11/22 at St. Lawrence (Sam Malinski)
Scored 2+ Short-Handed Goals (340 games)	1/13/12 at Quinnipiac (Sean Collins & Joel Lowry)
Allowed a Short-Handed Goal (17 games)	11/19/22 vs. Brown (Matt Sutton)
Allowed 2+ Short-Handed Goals (33 games)	2/11/22 at RPI (Jake Johnson & Jakob Lacka)
Scored a Short-Handed Goal in OT (250 games)	11/14/14 vs. Clarkson (Eric Freschi)
Scored SHG in Consecutive Games (502 games)	2/9/07 at Union (Mitch Carefoot) 2/10/07 at RPI (Mark McCutcheon)

EMPTY-NET GOALS

Scored Empty-Net Goal at Home (14 games)	3/11/22 vs. Clarkson (Kyle Penney)
Scored Empty-Net Goal on Road (7 games)	11/11/22 at St. Lawrence (Sam Malinski)
Scored Empty-Net Goal at Neutral Site (3 games)	1/2/20 vs. Ohio State (Noah Bauld)
Allowed Empty-Net Goal at Home (21 games)	1/21/22 vs. Princeton (Ian Murphy)
Allowed Empty-Net Goal on Road (1 game)	1/28/23 at Harvard (Ryan Siedem)
Allowed Empty-Net Goal at Neutral Site (9 games)	11/24/18 vs. Harvard (Adam Fox)
Scored with an Extra Attacker (8 games)	12/30/22 vs. AIC (Ondrej Psenicka)

PENALTY SHOTS

Scored on a Penalty Shot (9 games)	1/7/23 at RPI (Zach Tupker)
Unsuccessful on a Penalty Shot (166 games)	2/11/17 vs. Yale (Trevor Yates)
Allowed a Goal on a Penalty Shot (236 games)	1/24/15 vs. Dartmouth (Eric Neiley)
Stopped Shooter on Penalty Shot (42 games)	1/8/22 at North Dakota (Mark Senden)

GOALTENDING FEATS

Scored a Goal (276 games)	11/26/13 vs. Niagara (Mitch Gillam)
Recorded a Point (89 games)	3/22/19 vs. Brown (Matthew Galajda — assist)
Made 40+ Saves (29 games)	2/25/22 at Quinnipiac: Ian Shane (42 saves)
Made 50+ Saves (287 games)	3/17/13 at Quinnipiac: Andy Iles (60 saves)
Made 60+ Saves (287 games)	3/17/13 at Quinnipiac: Andy Iles (60 saves)

TEAM ACCOMPLISHMENTS

Won a National Championship	1969-70 (defeated Clarkson — W, 6-4)
Played in the Frozen Four	2002-03 — vs. New Hampshire, L, 3-2)
Won an NCAA Tournament Game	2018-19 — vs. Northeastern — W, 5-1)
Won Whitelaw Cup (ECAC Championship)	2009-10
Won Cleary Cup (ECAC Regular-Season Champion)	2019-20
Won Ivy League Championship	2019-20



2022-23 CORNELL BIG RED GAME-BY-GAME SCORING BREAKDOWN

Date	Opponent	Score	2 Muzyka	3 O'Brien	4 Kempf	5 Dirven	7 Rayhill	8 Lagerstrom	9 O'Leary	10 Mitchell	11 Donaldson	12 Rego	13 Malone	15 Andreev	16 Seger
10/28	at Minn. Duluth	L, 2-3	DND	DND	0-0-0	0-0-0	DND	0-0-0	1-0-1	0-0-0	0-0-0	0-0-0	0-0-0	0-0-0	0-0-0
10/29	at Minn. Duluth	L, 2-4	DND	DND	0-0-0	0-0-0	DND	0-0-0	DND	0-0-0	1-0-1	0-1-1	0-0-0	0-0-0	0-1-1
11/4	at Princeton	W, 3-1	DND	DND	0-0-0	0-0-0	DND	0-0-0	DND	1-0-1	0-0-0	1-0-1	0-0-0	0-2-2	1-0-1
11/5	at Quinnipiac	L, 0-2	DND	DND	0-0-0	0-0-0	DND	0-0-0	0-0-0	0-0-0	DND	0-0-0	0-0-0	0-0-0	0-0-0
11/11	at St. Lawrence	W, 5-1	DND	DND	0-1-1	0-1-1	DND	DND	0-0-0	0-1-1	0-0-0	0-0-0	0-0-0	2-1-3	0-2-2
11/12	at Clarkson	L, 1-4	DND	DND	0-0-0	0-0-0	DND	DND	DND	0-0-0	0-0-0	0-1-1	0-0-0	0-0-0	DND
11/18	Yale	W, 5-2	DND	DND	DND	0-0-0	DND	0-0-0	0-1-1	0-1-1	0-2-2	0-0-0	0-0-0	DND	1-0-1
11/19	Brown	W, 5-1	DND	DND	DND	0-0-0	DND	1-0-1	1-0-1	0-0-0	0-2-2	0-0-0	0-0-0	0-1-1	0-1-1
11/22	Sacred Heart	W, 2-1	DND	DND	DND	0-0-0	DND	0-1-1	0-1-1	0-0-0	0-1-1	0-0-0	0-0-0	0-0-0	DND
11/26	vs. UConn	W, 6-0	DND	DND	0-0-0	0-0-0	DND	DND	0-0-0	0-0-0	0-0-0	0-1-1	0-0-0	1-1-2	0-1-1
12/2	Harvard	L, 1-2 (OT)	DND	DND	0-0-0	0-0-0	DND	DND	DND	1-0-1	0-1-1	0-1-1	0-0-0	0-0-0	0-0-0
12/3	Dartmouth	W, 1-0	DND	DND	0-0-0	0-0-0	DND	DND	0-0-0	1-0-1	0-0-0	0-0-0	0-0-0	DND	0-1-1
12/29	AIC	W, 8-4	DND	DND	0-0-0	0-1-1	DND	DND	0-1-1	1-1-2	0-0-0	0-0-0	1-2-3	0-1-1	0-1-1
12/30	AIC	T, 3-3 (SOW)	DND	DND	0-0-0	0-0-0	DND	DND	0-0-0	0-0-0	0-1-1	0-0-0	0-0-0	0-0-0	0-1-1
1/6	at Union	W, 6-1	DND	DND	0-0-0	1-0-1	DND	DND	0-0-0	0-0-0	0-0-0	1-0-1	2-0-2	0-1-1	1-2-3
1/7	at RPI	W, 6-4	DND	DND	1-0-1	0-0-0	DND	DND	0-0-0	0-0-0	1-0-1	0-0-0	0-0-0	0-0-0	1-1-2
1/14	at Boston Univ.	L, 3-4	DND	DND	0-0-0	0-0-0	DND	DND	0-0-0	0-1-1	0-0-0	0-0-0	0-0-0	0-0-0	1-2-3
1/20	Quinnipiac	W, 4-0	DND	DND	0-0-0	0-1-1	DND	DND	1-0-1	0-0-0	0-0-0	0-0-0	0-1-1	0-1-1	0-0-0
1/21	Princeton	W, 3-2	DND	DND	0-0-0	0-0-0	DND	DND	0-0-0	0-0-0	1-0-1	0-0-0	0-0-0	0-1-1	1-0-1
1/27	at Dartmouth	W, 3-2	DND	DND	0-0-0	0-0-0	DND	DND	0-0-0	0-0-0	0-0-0	0-0-0	0-1-1	1-1-2	0-0-0
1/28	at Harvard	L, 2-6	DND	DND	0-0-0	0-0-0	DND	DND	0-1-1	0-1-1	0-0-0	0-0-0	0-1-1	0-0-0	0-0-0
2/3	RPI	W, 3-1	DND	DNP	0-0-0	0-0-0	DND	DND	0-0-0	2-0-2	DND	0-1-1	0-1-1	0-1-1	0-0-0
2/4	Union	W, 10-1	DND	0-0-0	0-0-0	0-0-0	DND	DND	0-1-1	0-3-3	DND	0-1-1	1-1-2	1-2-3	0-3-3
2/10	Colgate	W, 3-2	DND	DNP	0-0-0	0-0-0	DND	DND	0-1-1	0-0-0	DND	0-1-1	0-0-0	0-1-1	0-0-0
2/11	at Colgate	T, 4-4 (SOL)	DND	DNP	0-0-0	0-0-0	DND	DND	0-1-1	0-1-1	0-0-0	0-0-0	2-0-2	DND	0-2-2

Date	Opponent	Score	17 Bancroft	18 Kovich	19 Mack	20 Stienburg	21 Tupker	22 Penney	23 Wallace	24 Malinski	26 Psenicka	27 Suda	28 DeSantis	29 Berard
10/28	at Minn. Duluth	L, 2-3	0-1-1	DND	DND	0-0-0	0-1-1	0-1-1	1-0-1	0-0-0	0-1-1	0-0-0	DND	0-0-0
10/29	at Minn. Duluth	L, 2-4	0-0-0	0-0-0	DND	0-1-1	0-0-0	0-0-0	DND	0-0-0	0-0-0	0-1-1	0-0-0	1-0-1
11/4	at Princeton	W, 3-1	0-0-0	DND	DND	0-0-0	0-0-0	0-1-1	0-0-0	0-0-0	0-0-0	0-0-0	0-0-0	0-1-1
11/5	at Quinnipiac	L, 0-2	DND	0-0-0	DND	0-0-0	0-0-0	0-0-0	0-0-0	0-0-0	0-0-0	0-0-0	0-0-0	0-0-0
11/11	at St. Lawrence	W, 5-1	0-0-0	1-0-1	0-0-0	0-0-0	0-0-0	DND	DND	1-1-2	0-1-1	0-0-0	1-0-1	0-2-2
11/12	at Clarkson	L, 1-4	0-0-0	0-0-0	0-0-0	0-0-0	1-0-1	0-0-0	0-1-1	0-0-0	0-0-0	0-0-0	0-0-0	0-0-0
11/18	Yale	W, 5-2	1-1-2	0-0-0	0-1-1	0-1-1	2-0-2	0-0-0	DND	0-1-1	0-1-1	0-0-0	1-0-1	0-0-0
11/19	Brown	W, 5-1	0-1-1	DND	0-1-1	1-0-1	0-1-1	1-2-3	1-0-1	0-1-1	0-0-0	0-0-0	DND	0-0-0
11/22	Sacred Heart	W, 2-1	0-1-1	0-0-0	1-0-1	0-0-0	0-0-0	1-0-1	DND	0-0-0	0-0-0	0-0-0	0-0-0	0-0-0
11/26	vs. UConn	W, 6-0	3-0-3	DND	0-2-2	1-1-2	0-1-1	0-0-0	0-0-0	0-1-1	1-0-1	0-1-1	DND	0-1-1
12/2	Harvard	L, 1-2 (OT)	0-0-0	DND	0-0-0	0-0-0	0-0-0	0-0-0	0-0-0	0-0-0	0-0-0	0-0-0	0-0-0	0-0-0
12/3	Dartmouth	W, 1-0	0-0-0	DND	0-0-0	0-1-1	0-0-0	0-0-0	0-0-0	0-0-0	0-0-0	0-0-0	0-0-0	0-0-0
12/29	AIC	W, 8-4	0-0-0	DND	2-0-2	0-0-0	0-0-0	1-1-2	DND	0-0-0	2-1-3	0-1-1	1-1-2	0-2-2
12/30	AIC	T, 3-3 (SOW)	0-1-1	0-0-0	0-0-0	DND	0-0-0	0-0-0	DND	0-1-1	1-0-1	0-0-0	2-0-2	0-2-2
1/6	at Union	W, 6-1	0-1-1	DND	0-0-0	DND	0-0-0	0-1-1	0-0-0	0-2-2	0-0-0	0-0-0	0-1-1	1-1-2
1/7	at RPI	W, 6-4	0-0-0	0-0-0	0-0-0	DND	1-0-1	0-0-0	DND	1-0-1	0-0-0	0-0-0	0-4-4	1-3-4
1/14	at Boston Univ.	L, 3-4	0-0-0	DND	0-0-0	DND	0-0-0	0-0-0	0-0-0	1-2-3	0-0-0	0-0-0	0-1-1	1-0-1
1/20	Quinnipiac	W, 4-0	1-0-1	DND	0-0-0	DND	0-0-0	0-0-0	0-0-0	0-2-2	1-0-1	0-2-2	0-1-1	1-0-1
1/21	Princeton	W, 3-2	1-1-2	DND	0-0-0	DND	0-0-0	0-0-0	0-0-0	0-3-3	0-0-0	0-0-0	0-0-0	0-0-0
1/27	at Dartmouth	W, 3-2	0-2-2	0-0-0	0-0-0	DND	0-0-0	1-0-1	DND	1-1-2	0-0-0	0-0-0	0-0-0	0-0-0
1/28	at Harvard	L, 2-6	0-0-0	0-0-0	0-0-0	DND	0-0-0	0-0-0	DND	1-0-1	1-0-1	0-0-0	0-0-0	0-0-0
2/3	RPI	W, 3-1	0-0-0	DND	0-0-0	DND	0-0-0	0-0-0	0-0-0	1-0-1	0-0-0	0-1-1	0-0-0	0-0-0
2/4	Union	W, 10-1	2-1-3	DND	0-0-0	DND	0-0-0	1-0-1	0-1-1	2-2-4	1-1-2	0-0-0	2-0-2	0-2-2
2/10	Colgate	W, 3-2	0-0-0	DND	1-0-1	DND	1-0-1	1-0-1	0-0-0	0-0-0	0-0-0	0-0-0	0-0-0	0-0-0
2/11	at Colgate	T, 4-4 (SOL)	0-0-0	DND	0-0-0	DND	0-0-0	0-1-1	0-1-1	0-0-0	0-0-0	0-0-0	1-1-2	1-1-2

NOTE: SHADED DENOTES MULTI-GAME POINT STREAK

CORNELL SPECIAL TEAMS GAME-BY-GAME BREAKDOWN

Key:  
○ 5-on-4 killed; ● 5-on-4 goal; □ 4-on-3 killed; ■ 4-on-3 goal; ⊙ 5-on-4 major penalty killed; ⊕ 5-on-4 major penalty goal; ▣ 4-on-3 major penalty goal;  
⊡ 5-on-3 killed; ⊕ 5-on-3 goal; ◇ 4-on-3 then 5-on-4 killed; ◆ 5-on-4 goal after 4-on-3 killed; ⊙ shorthanded goal; ▣ 4-on-3 major penalty killed

Date	Opponent	1st Per. PPs	2nd Per. PPs	3rd Per. PPs	OT PPs	1st Per. PKs	2nd Per. PKs	3rd Per. PKs	OT PKs
10/28	at Minnesota Duluth	○	○	○		○○	○		
10/29	at Minnesota Duluth	○	○○	○⊡		○○○	●	○	
11/4	at Princeton	○	○●				○○	○●○	
11/5	at Quinnipiac		⊡	○○		○○	⊙	○○	
11/11	at St. Lawrence	○●	○●	○			○○	○⊙	
11/12	at Clarkson	○	○○	○○		●○	○●○		
11/18	Yale	○	●●					⊡○○	
11/19	Brown	⊙●		●		○	○	○	
11/22	Sacred Heart	○					○	○	
11/26	vs. UConn		○●	○		○	○	○○	
12/2	Harvard					○			
12/3	Dartmouth		○○			○○	○		
12/29	AIC	○	○	○		○	○		
12/30	AIC			○○●○○			○⊡		
1/6	at Union		●●			○	○⊡	○	
1/7	at RPI	⊡	■			○	●●●○○	○●	
1/14	at Boston University	○		●○		○	⊡⊡	●	
1/20	Quinnipiac		●○			○○	○		
1/21	Princeton	●	○○	●			○●		
1/27	at Dartmouth	●	●	○○					
1/28	at Harvard		○	⊡⊡			●○		
2/3	RPI		○○	○○		●○	○	○	
2/4	Union	●●●○○⊙		●			○○●		
2/10	Colgate	○○○				⊡○	○	○	
2/11	at Colgate			○	○		●	○○	

CORNELL SPECIAL TEAMS BREAKDOWN

Last Friday vs. Colgate					Last Saturday at Colgate				Season Totals			
Cornell PP	PPG	Opp.	Opp. Goals	PP Time	PPG	Opp.	Opp. Goals	PP Time	PPG/Opp.	Opp. Goals	Time	PP%
5-on-4	0	3	0	6:00	0	2	0	2:13	24/80	1	125:19	30.0%
5-on-3	—	—	—	—	—	—	—	—	0/4	0	2:06	0.0%
4-on-3	—	—	—	—	0	1	0	1:24	1/2	0	2:16	50.0%
Cornell PK	PPG	Opp.	CU Goals	PK Time	PPG	Opp.	CU Goals	PK Time	PPG/Opp.	CU Goals	Time	PK%
5-on-4	1	4	0	4:51	1	3	0	4:47	15/88	1	147:15	83.0%
5-on-3	1	1	0	0:18	—	—	—	—	2/6	0	5:29	66.7%
4-on-3	—	—	—	—	—	—	—	—	0/0	0	0:00	0.0%
Even Strength	CU Goals	Chances	Opp. Goals	Time	CU Goals	Chances	Opp. Goals	Time	CU Goals	Chances	Opp Goals	Time
4-on-4	—	—	—	—	0	2	1	2:23	0	16	1	21:12
3-on-3	—	—	—	—	—	—	—	—	0	0	0	0:00
Cornell Pulled Goalie	CU Goals	Chances	Opp. Goals	Time	CU Goals	Chances	Opp. Goals	Time	CU Goals	Chances	Opp Goals	Time
6-on-5	—	—	—	—	—	—	—	—	1	8	3	6:33
6-on-4	—	—	—	—	—	—	—	—	0	2	0	1:31
6-on-3	—	—	—	—	—	—	—	—	0	1	0	0:15
Opp. Pulled Goalie	CU Goals	Chances	Opp. Goals	Time	CU Goals	Chances	Opp. Goals	Time	CU Goals	Chances	Opp Goals	Time
6-on-5	0	1	0	1:28	—	—	—	—	1	8	1	10:23
6-on-4	—	—	—	—	—	—	—	—	1	2	0	2:09
6-on-3	—	—	—	—	—	—	—	—	0	0	0	0:00

Pulled Goalie situations does not include delayed penalty scenarios