



# MEN'S HOCKEY GAME NOTES

LYNAH RINK ▶ 536 CAMPUS ROAD, ITHACA, N.Y. 14853

CORNELLBIGRED.COM ▶ @CORNELLHOCKEY ▶ @CORNELLSPORTS ▶ @ECACHOCKEY ▶ @IVYLEAGUE ▶ #YELLCORNELL



## CORNELL

RECORD: 8-5-1 • 5-3-0 ECAC  
USCHO: 18 • USA TODAY: 17

FRI., JAN. 6, 2023 • 7:00 P.M. • ACHILLES CENTER

GAME NO. 15 | TV: ESPN+ | RADIO: WHCU (870 AM, 97.7 FM)

79TH ALL-TIME MEETING • CORNELL LEADS, 46-22-10 (MORE INFO PG. 7)

SAT., JAN. 7, 2023 • 7:00 P.M. • HOUSTON FIELD HOUSE

GAME NO. 16 | TV: ESPN+ | RADIO: WHCU (870 AM, 97.7 FM)

117TH ALL-TIME MEETING • CORNELL LEADS, 66-39-11 (MORE INFO PG. 8)

## UNION

RECORD: 8-10-1 • 3-5-0 ECAC



## RPI

RECORD: 7-11-1 • 2-6-0 ECAC



## 2022-23 SCHEDULE

DATE	OPPONENT	TV	TIME/RESULT
<b>OCTOBER (0-2-0)</b>			
10/15	OTTAWA (EXH.)	ESPN+	W, 5-1
10/20	GUELPH (EXH.)	ESPN+	W, 8-1
10/28	AT #19 MINN. DULUTH	NCHC.tv	L, 2-3
10/29	AT #19 MINN. DULUTH	NCHC.tv	L, 2-4
<b>NOVEMBER (6-2-0)</b>			
11/4	AT PRINCETON*	ESPN+	W, 3-1
11/5	AT #7 QUINNIPIAC*	ESPN+	L, 0-2
11/11	AT ST. LAWRENCE*	ESPN+	W, 5-1
11/12	AT CLARKSON*	ESPN+	L, 1-4
11/18	YALE*	ESPN+	W, 5-2
11/19	BROWN*	ESPN+	W, 5-1
11/22	SACRED HEART	ESPN+	W, 2-1
<b>THE FROZEN APPLE (NEW YORK, N.Y.)</b>			
11/26	VS. #6 UCONN	ESPN+	W, 6-0
<b>DECEMBER (2-1-1)</b>			
12/2	#7 HARVARD*	ESPN+	L, 1-2 (OT)
12/3	DARTMOUTH*	ESPN+	W, 1-0
12/29	AIC	ESPN+	W, 8-4
12/30	AIC	ESPN+	T, 3-3 (SOW)
<b>JANUARY</b>			
1/6	U AT UNION*	ESPN+	7 P.M.
1/7	RPI AT RPI*	ESPN+	7 P.M.
1/14	BU AT BOSTON UNIVERSITY	ESPN+	4 P.M.
1/20	QUINNIPIAC*	ESPN+	7 P.M.
1/21	PRINCETON*	ESPN+	7 P.M.
1/27	D AT DARTMOUTH*	ESPN+	7 P.M.
1/28	H AT HARVARD*	ESPN+	7 P.M.
<b>FEBRUARY</b>			
2/3	RPI RPI*	ESPN+	7 P.M.
2/4	U UNION*	ESPN+	7 P.M.
2/10	C COLGATE*	ESPN+	7 P.M.
2/11	C AT COLGATE*	ESPN+	7:30 P.M.
2/17	CLARKSON*	ESPN+	7 P.M.
2/18	ST. LAWRENCE*	ESPN+	7 P.M.
2/24	B AT BROWN*	ESPN+	7 P.M.
2/25	Y AT YALE*	ESPN+	7 P.M.
<b>MARCH</b>			
<b>ECAC HOCKEY CHAMPIONSHIPS (CAMPUS SITES)</b>			
3/4 - 3/6	FIRST ROUND		TBD
3/11 - 3/13	QUARTERFINALS		TBD
<b>ECAC HOCKEY CHAMPIONSHIPS (LAKE PLACID, N.Y.)</b>			
3/18	SEMIFINALS		TBD
3/19	CHAMPIONSHIP		7:30 P.M.

\* - DENOTES ECAC HOCKEY CONTEST

**BOLD RED CAPS DENOTES HOME GAME**

ALL GAME TIMES EASTERN, SUBJECT TO CHANGE

## PUCK DROP

For the first time in 55 days, the Cornell men's hockey team will play a true road game when it takes on Union and RPI in the Capital Region this weekend.

## AIC RECAP

Cornell posted an 8-4 victory in the opening game of a two-game series with AIC. **JACK MALONE** (1+2-3) and **ONDREJ PSENICKA** (2-1-3) each registered three-point games in the victory for the Big Red. Sophomore **SULLIVAN MACK** (2-0-2) logged his first career multi-goal game in the win.

In the series finale, Cornell avenged a pair of two-goal deficits to post a 3-3 tie with AIC last Friday (Dec. 30). Freshman **NICK DeSANTIS** recorded a two-goal game and Psenicka tallied the game-tying goal during an extra-attacker situation.

## ON THE ROAD AGAIN...

Seven of Cornell's last eight games have been played at Lynah Rink. The lone game not played at the Big Red's home rink since its last true road game (Nov. 12 at Clarkson) was Nov. 26 at Madison Square Garden in The Frozen Apple when Cornell routed then-No. 6 UConn, 6-0, at the World's Most Famous Arena.

It is the longest stretch between road games since also going 55 days between road games in the 2015-16 season (Nov. 21, 2015 at Brown and Jan. 15, 2016 at RPI).

The 55 days in between Cornell road games is tied for the fifth-longest streak in program history. It trails a quartet of 62-day stretches that occurred during the 2005-06, 2010-11, 2013-14, and 2014-15 campaigns.

This is the seventh time Cornell has had a 55-day stretch in between road games. The other seasons include 2003-04, 2006-07, 2007-08, 2011-12, 2012-13, and 2015-16.

## NONE SHALL PASS...

Cornell enters this weekend boasting one of the nation's top scoring defenses. The Big Red has yielded 28 goals over 14 games.

The Big Red's 2.00 goals per game average ranks second in the nation, only behind ECAC Hockey counterpart Quinnipiac (1.84).

Dating back to the beginning of the 2016-17 season, Cornell has boasted one of the stingier defensive units in Division I hockey. Cornell has been ranked in the top 10 in scoring defense in five of the last six seasons, with the lone year being 2020-21, which was not played due to the pandemic.

Since 2016-17, Cornell has allowed an average of 1.96 goals per game, which ranks second nationally (Minnesota State - 1.85).

## CORNELL HISTORY

### LONGEST BREAKS BETWEEN ROAD GAMES During Same Season

Game	Game	Days
11/12/2005	1/13/2006	62
11/6/2010	1/7/2011	62
11/16/2013	1/17/2014	62
11/8/2014	1/9/2015	62
11/15/2003	1/9/2004	55
11/18/2006	1/12/2007	55
11/17/2007	1/11/2008	55
11/12/2011	1/6/2012	55
11/10/2012	1/4/2013	55
11/21/2015	1/15/2016	55
<b>11/12/2022</b>	<b>1/6/2023</b>	<b>55</b>

## NCAA LEADERS

### TOP SCORING DEFENSES This Season (as of 1/4/23)

School	GP	GA	AVG
Quinnipiac	19	35	1.84
<b>Cornell</b>	<b>14</b>	<b>28</b>	<b>2.00</b>
Alaska	20	41	2.05
Merrimack	19	39	2.05
St. Cloud State	18	37	2.06
UMass Lowell	19	40	2.11
Providence	20	44	2.20
Denver	20	45	2.25
Michigan Tech	21	49	2.33
Penn State	22	52	2.36

# 2022-23 CORNELL MEN'S HOCKEY ROSTER

NO	NAME (Pronunciation)	POS	YR	HT	WT	S/C	HOMETOWN	LAST TEAM	NHL
2	<b>Peter Muzyka</b> (mew-ZEE-kuh)	D	6-3	194	Sr.	L	Toronto, Ontario	New Mexico Ice Wolves (NAHL)	
3	<b>Jack O'Brien</b>	D	6-0	170	Fr.	L	White Rock, British Columbia	Nanaimo Clippers (BCHL)	
4	<b>Hank Kempf</b> (KEHM-ph)	D	6-2	200	So.	L	Wilmette, Ill.	Muskegon Lumberjacks (USHL)	NYR '21
5	<b>Sebastian Dirven</b>	D	6-3	205	Sr.	L	Bainville, Ontario	Central Illinois Flying Aces (USHL)	
7	<b>Jimmy Rayhill</b>	D	5-9	175	So.	R	New Hartford, N.Y.	Odessa Jackalopes (NAHL)	
8	<b>Jack Lagerstrom</b> (LAH-gher-strum)	D	6-2	177	Jr.	R	Edina, Minn.	Tri-City Storm (USHL)	
9	<b>Jack O'Leary</b>	F	5-7	162	Jr.	R	St. James, N.Y.	Cedar Rapids RoughRiders (USHL)	
10	<b>Travis Mitchell</b> <b>C</b>	D	6-3	207	Sr.	L	South Lyon, Mich.	Omaha Lancers (USHL)	
11	<b>Sean Donaldson</b>	F	5-11	180	Fr.	L	Vancouver, British Columbia	Nanaimo Clippers (BCHL)	
12	<b>Tim Rego</b> (REE-go)	D	6-0	172	Jr.	R	Mansfield, Mass.	Brooks Bandits (AJHL)	
13	<b>Jack Malone</b>	F	6-1	193	Sr.	R	Madison, N.J.	Youngstown Phantoms (USHL)	VAN '19
15	<b>Max Andreev</b> <b>A</b> (on-DRAY-ev)	F	6-0	182	Sr.	L	Moscow, Russia	Central Illinois Flying Aces (USHL)	
16	<b>Gabriel Seger</b> (SEE-gher)	F	6-4	210	Sr.	L	Uppsala, Sweden	Union College (ECAC)	
17	<b>Dalton Bancroft</b>	F	6-3	200	Fr.	R	Madoc, Ontario	Trenton Golden Hawks (OJHL)	
18	<b>Kyler Kovich</b>	F	6-2	182	So.	L	Coquitlam, British Columbia	Tri-City Storm (USHL)	
19	<b>Sullivan Mack</b>	F	6-1	189	So.	L	Anchorage, Alaska	Salmon Arm Silverbacks (BCHL)	
20	<b>Matt Stienburg</b> <b>A</b> (STINE-burg)	F	6-2	195	Sr.	R	Halifax, Nova Scotia	St. Andrew's College (CISAA)	COL '19
21	<b>Zach Tupker</b>	F	6-1	197	Sr.	L	Collingwood, Ontario	Carleton Place Canadians (CCHL)	
22	<b>Kyle Penney</b>	F	6-1	204	Jr.	L	Lawrencetown, Nova Scotia	Chilliwack Chiefs (BCHL)	
23	<b>Winter Wallace</b>	F	6-3	215	Fr.	R	Boulder, Colo.	Youngstown Phantoms (USHL)	
24	<b>Sam Malinski</b> <b>C</b> (muh-lin-skee)	D	5-11	189	Sr.	R	Lakeville, Minn.	Bismarck Bobcats (NAHL)	
26	<b>Ondrej Psenicka</b> (ON-dray zeh-NEET-skuh)	F	6-6	211	So.	L	Praha, Czechia	Waterloo Black Hawks (USHL)	
27	<b>Michael Suda</b> (SOO-duh)	D	6-1	180	So.	L	Cheektowaga, N.Y.	Fargo Force (USHL)	
28	<b>Nick DeSantis</b> (dih-san-TISS)	F	5-9	155	Fr.	R	Collegeville, Pa.	Madison Capitols (USHL)	
29	<b>Ben Berard</b>	F	6-0	191	Sr.	L	Duncan, British Columbia	Powell River Kings (BCHL)	
30	<b>Ian Shane</b>	G	6-0	167	So.	L	Manhattan Beach, Calif.	Bismarck Bobcats (NAHL)	
33	<b>Remington Keopple</b> (KEH-pull)	G	6-2	190	Fr.	L	New Richmond, Wis.	Des Moines Buccaneers (USHL)	
34	<b>Ryan McInchak</b> (mick-IN-chack)	G	6-0	175	Jr.	L	Trenton, Mich.	American International College (AHA)	




## COACHING STAFF

<b>Head Coach:</b>	Mike Schafer (SHAY-fur)
<b>Associate Head Coach:</b>	Ben Syer (SIGH-er)
<b>Assistant Coach:</b>	Sean Flanagan
<b>Volunteer Ast. Coach:</b>	Mitch Stephens
<b>Director of Hockey Ops:</b>	Ben Russell
<b>Athletic Trainer:</b>	Ed Kelly
<b>Equipment Manager:</b>	Sean Schmidt

## ROSTER BREAKDOWN BY CLASS

FRESHMAN (6)	SOPHOMORE (7)	JUNIOR (6)	SENIOR (9)
3 <b>O'Brien</b>	4 <b>Kempf</b>	8 <b>Lagerstrom</b>	2 <b>Muzyka</b>
11 <b>Donaldson</b>	6 <b>Kovich</b>	9 <b>O'Leary</b>	5 <b>Dirven</b>
17 <b>Bancroft</b>	7 <b>Rayhill</b>	12 <b>Rego</b>	10 <b>Mitchell</b>
23 <b>Wallace</b>	19 <b>Mack</b>	16 <b>Seger</b>	13 <b>Malone</b>
28 <b>DeSantis</b>	26 <b>Psenicka</b>	22 <b>Penney</b>	15 <b>Andreev</b>
33 <b>Keopple</b>	27 <b>Suda</b>	34 <b>McInchak</b>	20 <b>Stienburg</b>
	30 <b>Shane</b>		21 <b>Tupker</b>
			24 <b>Malinski</b>
			29 <b>Berard</b>

## ROSTER BREAKDOWN BY STATE / PROVINCE / COUNTRY

 British Columbia	4	 Alaska	1	 New Jersey	1
 Ontario	4	 California	1	 Pennsylvania	1
 New York	3	 Colorado	1	 Russia	1
 Michigan	2	 Czechia	1	 Sweden	1
 Minnesota	2	 Illinois	1	 Wisconsin	1
 Nova Scotia	2	 Massachusetts	1		

## 2022-23 QUICK FACTS

### GENERAL INFORMATION

Location	Ithaca, N.Y.
Enrollment (2021 Undergraduate)	15,503
Founded	1865
Nickname	Big Red
School Colors	Carnelian Red (Pantone 187) and White
Conference	Ivy League / ECAC Hockey
President	Martha E. Pollack
Meakam*Smith Director of Athletics	Andy Noel
Athletics Website	CornellBigRed.com
Ticket Office Phone	607.255.4247
Ticket Office Website	BigRedTix.com

### HISTORY

Seasons of Hockey	106th
First Season	1900-01
All-Time Record (Win %)	1196-750-153 (.606)
Cleary Cup (Regular-Season Titles) (last)	11 (2020)
Whitelaw Cup (ECAC Championships) (last)	12 (2010)
NCAA Tournament Appearances (last)	22 (2019)
Most Consecutive NCAA Appearances	4 (1967-70)
Frozen Four Appearances (last)	8 (2003)
National Championships	2 (1967, 1970)
NCAA Tournament Record (Win %)	19-25 (.432)

### LYNAH RINK

Year Opened (Seasons)	1957
Capacity	4,267
All-Time Record (Win %)	595-227-70 (.706)
Under Mike Schafer (Win %)	266-102-45 (.699)

### COACHING STAFF

Head Coach	Mike Schafer (Cornell '86)
Record at Cornell	507-276-104 (.630)
Overall Record	Same as above
Associate Head Coach	Ben Syer (Western Ontario '98)
Assistant Coach	Sean Flanagan (St. Lawrence '10)
Volunteer Assistant	Mitch Stephens (Geneseo '07)
Director of Hockey Operations	Ben Russell (Cornell '20)

### 2021-22 REVIEW

Overall Record	18-10-4
ECAC Hockey Record (Finish)	12-6-4 (4th)
Home Record	9-4-3
Road Record	8-6-1
Neutral Record	1-0-0
ECAC Hockey Championship	No. 4 seed / Quarters
	Lost to Colgate in best-of-three series (2-1)
NCAA Tournament	Not selected
USCHO.com Poll Ranking (final)	Not ranked / RV
USA Today Poll Ranking (final)	Not ranked

### 2022-23 TEAM INFORMATION

Letterwinners Returning / Lost	20 / 10
Newcomers	8
Fr / So / Jr / Sr	6 / 7 / 6 / 9




### COMMUNICATIONS

Jeremy Hartigan	Associate Director of Athletics for Communications
Marshall Haim	Assistant Director of Athletic Communications (MIH)
Phone	716.465.4945
Email	mh2348@cornell.edu
Matthew Jensen	Assistant Director of Athletic Communications
Aaron Kelly	Communications Coordinator


Mailing Address	Cornell University Athletics Teagle Hall, 512 Campus Road, Ithaca, N.Y., 14853
Twitter / Instagram	@CornellSports
Facebook	/CornellSports

#YELLCORNELL


## TALE OF THE TAPE

as of 1/4/23			
Overall Record	8-5-1	8-10-1	7-11-1
60-Minute Record	8-4-2	8-9-2	6-9-4
Overtime Record	0-1-1	0-1-1	1-2-1
Shootout Record	1-0	1-0	1-0
Team Offense	3.14	2.58	2.47
National Rank	T-18th	41st	T-44th
ECAC Offense	2.63	2.25	2.00
ECAC Rank	T-5th	8th	9th
Team Defense	2.00	3.53	3.26
National Rank	2nd	54th	46th
ECAC Defense	1.63	3.00	3.88
ECAC Rank	2nd	10th	12th
Power Play Pct.	20.0%	18.3%	19.4%
National Rank	29th	37th	32nd
ECAC Power Play Pct.	28.0%	22.7%	17.2%
ECAC Rank	2nd	6th	8th
Penalty Kill Pct.	89.6%	74.3%	77.0%
National Rank	3rd	57th	47th
ECAC PK Pct.	86.2%	85.3%	75.0%
ECAC Rank	T-3rd	5th	10th


### Faceoff Percentages

	CORNELL (53.3%; 11th)	W	L	PCT
21	Zach Tupker	108	70	60.7
16	Gabriel Seger	92	61	60.1
15	Max Andreev	87	93	48.3
26	Ondrej Psenicka	29	32	47.5
22	Kyle Penney	36	43	45.6


  


	UNION (48.8%; 39th)	W	L	PCT
25	Owen Farris	121	107	53.1
19	Liam Robertson	138	130	51.5
18	Ville Immonen	72	73	49.7
24	Nate Hanley	92	110	45.5
32	Ethan Benz	63	85	42.6


	RPI (48.6%; 40th)	W	L	PCT
22	Danny Ciccarello	36	32	52.9
18	Jakob Lee	179	161	52.6
19	Sutter Muzzatti	117	121	49.2
16	Rory Herman	70	74	48.6
17	John Beaton	114	140	44.9


### DeSANTIS NAMED ROOKIE OF THE WEEK


 Freshman forward **NICK DeSANTIS** has been named ECAC Hockey's Rookie of the Week, the conference office announced Wednesday morning.

 Last week, DeSantis recorded a trio of goals in the Big Red's two-game, non-conference series with AIC at Lynah Rink. DeSantis scored twice in the Big Red's 3-3 tie with the Yellow Jackets last Friday after registering his first career multi-point game in Cornell's 8-4 victory over AIC the previous night.


 DeSantis became the third different Cornell player to be named ECAC Hockey's top weekly newcomer, joining **SEAN DONALDSON** (Nov. 21) and **DALTON BANCROFT** (Nov. 28).


 The Collegeville, Pa., native currently leads Cornell in goal scoring with five goals. Bancroft, sophomore **ONDREJ PSENICKA**, and senior **TRAVIS MITCHELL** are right behind DeSantis with four goals apiece.


 Along with having the most goals scored, DeSantis has a shooting percentage of .385, which is the highest of any Big Red skater. Sophomore **SULLIVAN MACK** is the only other player with a shooting percentage north of 30 percent (.333).


 The weekly award marks the fourth consecutive time a Cornell player has received recognition from the conference office. Along with the freshman trio, **IAN SHANE** was tabbed ECAC Hockey's Goaltender of the Week on Dec. 5.


### SCHAFER REACHES MILESTONE

 **MIKE SCHAFER** '86, the Jay R. Bloom '77 Head Coach of Men's Hockey, reached a historic milestone Nov. 4 in the Big Red's 3-1 win at Princeton.

 Schafer logged his 500th career head coaching victory, becoming the 21st Division I hockey head coach to reach the 500-win plateau.

 He is the eighth active head coach – the fourth at the Division I level – to register 500 career coaching victories.










 The other Division I coaches include Rand Pecknold of Quinnipiac (596), Mercyhurst's Rick Gotkin (594), and Notre Dame's Jeff Jackson (567).

 Schafer's 507 career wins stand as the most by a Cornell hockey head coach in program history, and is the most by any active head coach of Cornell's 37 varsity sports.

### NCAA LEADERS

#### MOST CAREER HEAD COACHING VICTORIES

Active Division I Head Coaches (as of 1/4/23)

Coach	W	L	T	W%
 Rand Pecknold	596	334	103	.627
 Rick Gotkin	594	492	102	.543
 Jeff Jackson	567	292	93	.644
 Mike Schafer	507	276	104	.630
 Bob Daniels	482	571	110	.462
 Frank Serratore	481	497	107	.493
 Don Vaughan	462	497	120	.484
 Scott Sandelin	437	358	95	.544
 Wayne Wilson	421	296	77	.579

**NCAA TOP 25 RANKINGS**

DCU / USCHO.com Poll (as of 1/2/23)  
**Bold denotes Cornell opponent in 2022-23**

TEAM	Record	Last	Pts
1. <b>DU</b> Denver (29)	16-4-0	1	968
2. <b>Q</b> Quinnipiac (10)	15-1-3	2	951
3. <b>M</b> Minnesota (11)	15-5-0	3	929
4. <b>SCS</b> St. Cloud State	14-4-0	4	826
5. <b>P</b> Penn State	17-5-0	5	792
6. <b>BU</b> Boston University	12-5-0	8	730
7. <b>M</b> Michigan	12-7-1	7	693
8. <b>M</b> Merrimack	14-5-0	6	638
9. <b>UConn</b>	13-5-3	10	586
10. <b>H</b> Harvard	9-3-1	9	560
11. <b>P</b> Providence	11-4-5	12	535
12. <b>OS</b> Ohio State	12-7-1	14	437
13. <b>WM</b> Western Michigan	12-9-1	18	374
14. <b>MS</b> Michigan State	12-9-1	11	325
15. <b>UMass</b>	8-7-3	15	258
16. <b>MT</b> Michigan Tech	12-6-3	17	218
17. <b>UMass Lowell</b>	10-8-1	13	153
18. <b>C</b> Cornell	8-5-1	RV	123
19. <b>MS</b> Minnesota State	10-9-1	16	122
20. <b>ND</b> Notre Dame	9-9-2	19	100

Receiving votes: Bemidji State (55), RIT (32), Boston College (31), North Dakota (26), **Sacred Heart** (11), Niagara (7), Omaha (6), Arizona State (5), **AIC** (2), Colorado College (2), Alaska (1)

USA Today/USA Hockey Magazine Poll (as of 1/2/23)  
**Bold denotes Cornell opponent in 2022-23**

TEAM	Record	Last	Pts
1. <b>M</b> Minnesota (15)	15-5-0	1	648
2. <b>DU</b> Denver (14)	16-4-0	2	647
3. <b>Q</b> Quinnipiac (5)	15-1-3	3	639
4. <b>SCS</b> St. Cloud State	14-4-0	4	561
5. <b>P</b> Penn State	17-5-0	5	541
6. <b>BU</b> Boston University	12-5-0	7	497
7. <b>M</b> Michigan	12-7-1	8	453
8. <b>M</b> Merrimack	14-5-0	6	431
9. <b>H</b> Harvard	9-3-1	9	394
10. <b>UConn</b>	13-5-3	10	370
11. <b>P</b> Providence	11-4-5	12	351
12. <b>OS</b> Ohio State	12-7-1	14	326
13. <b>MS</b> Michigan State	12-9-1	11	244
14. <b>WM</b> Western Michigan	12-9-1	19	236
15. <b>UMass</b>	8-7-3	15	197
16. <b>MT</b> Michigan Tech	12-6-3	16	121
17. <b>C</b> Cornell	8-5-1	RV	115
18. <b>ND</b> Notre Dame	9-9-2	17	111
19. <b>UMass Lowell</b>	10-8-1	13	84
20. <b>B</b> Bemidji State	9-5-4	RV	38

Receiving votes: Minnesota State (34), Boston College (28), RIT (22), North Dakota (16), Alaska (10), **Sacred Heart** (10), Arizona State (8), Niagara (4), **AIC** (2), **Clarkson** (2)

**KILL, RED, KILL**

Over its last eight games, Cornell has successfully killed off its last 20 penalties, dating back to Nov. 18 against Yale. The Big Red have also killed off 90.0 percent (36-of-40) of its penalties since Nov. 4.

Thanks to a stingy penalty kill of late, Cornell ranks third nationally in penalty kill percentage (43-of-48 – 89.6 percent). The Big Red trails Ohio State (76-of-84 – 90.5 percent) and is right behind Dartmouth (44-of-49 – 89.8 percent).

Cornell has yielded just five power-play goals against this season, which is tied with fellow Ivy League foes Dartmouth and Harvard for the fewest by a Division I program this season.

**SHANE'S WORLD**

Sophomore goaltender **IAN SHANE** has been strong between the pipes for Cornell so far this year, posting a Division I-leading 1.53 goals-against average.

Shane also has a .926 save percentage, which ranks eighth nationally and is second amongst ECAC Hockey netminders (Harvard's Mitchell Gibson – .928).

Over Shane's last six games, he has posted a 4-1-1 record to go along with a 1.17 goals-against average and a .936 save percentage (102-of-109).

During the stretch, Shane has registered a pair of shutouts which came against then-No. 6 UConn on Nov. 26 at Madison Square Garden, and on Dec. 3 against Dartmouth.

**POINT SEGER**

**GABRIEL SEGER** has been having a knack for finding the scoresheet as of late, registering at least one point in nine of his 12 games played. He leads Cornell with 10 points (2-8-10), the lone Big Red player with a double-digit point total.

Seger has an assist in each of his last three games, which is a career-long assist streak for the native of Uppsala, Sweden. He previously had a quartet of two-game assist streaks, three of which came during his time with Union.

With a point in the weekend opener against Union, Seger will have points in four straight games for the second time this season, matching his career long streak (accomplished between Nov. 11 and Nov. 26).

**DOMINATING OFFENSIVELY**

Cornell has excelled in the second period this season, outscoring its opponents by 12 goals (18-6) in the frame.

In comparison, Cornell has outscored its opponents by just five goals 26-21 in the other two periods of action.

Along with its plus-12 goal differential in the second period, the Big Red have outshot its opponents by 73 shots in the period, 156-83.

In the opening 40 minutes of play, Cornell has a plus-103 advantage in shots on goal (287-184). The third period has not fared as well for the Big Red as Cornell has outshot its opponents by 18, 120-102.

**BLUE LINER LIGHTS THE LAMP**

Following his second-period goal against AIC last Thursday, **TRAVIS MITCHELL** became the fourth Cornell defenseman (fifth occurrence) since 1990-91 to score in three consecutive games.

Mitchell was the first Big Red blue liner since **NICK D'AGOSTINO** in 2010-11 to register a goal in three consecutive games. **DOUG MURRAY** (4-game streak in 2000-01; 3-game streak in 2001-02) and **MARK McRAE** (2000-01) are the others.

**NCAA LEADERS**

**PENALTY KILL LEADERS**  
 This Season (as of 1/4/23)

SCHOOL	PPG	PP	PK%
<b>OS</b> Ohio State	8	84	90.5%
<b>D</b> Dartmouth	5	49	89.8%
<b>C</b> Cornell	5	48	89.6%
<b>UConn</b>	10	92	89.1%
<b>UMass Lowell</b>	7	64	89.1%
<b>H</b> Harvard	5	36	86.1%
<b>MT</b> Michigan Tech	11	79	86.1%
<b>M</b> Mercyhurst	10	71	85.9%
<b>A</b> Alaska	12	83	85.5%
<b>RIT</b>	13	87	85.1%

**BEST GOALS-AGAINST AVERAGE**  
 This Season (as of 1/4/23)

GOALTENDER	MIN	GA	GAA
<b>Ian Shane</b>	705:13	18	1.53
<b>Yaniv Perets</b>	1114:11	33	1.78
<b>Dominic Basse</b>	536:18	16	1.79
<b>Gustavs Davis Grigals</b>	586:15	18	1.84
<b>Zachary Borgiel</b>	483:12	15	1.86
<b>Matt Radomsky</b>	1164:32	37	1.91
<b>Victor Ostman</b>	774:28	25	1.94
<b>Mattias Sholl</b>	861:09	28	1.95
<b>Hugo Ollas</b>	651:41	22	2.03
<b>Mitchell Gibson</b>	551:33	19	2.07

**CORNELL STAT BREAKDOWN**

**GOALS SCORED BY PERIOD**  
 This Season

Team	1st	2nd	3rd
<b>Cornell</b>	13	18	13
<b>Opponents</b>	0	6	8

**SHOTS ON GOAL BY PERIOD**  
 This Season

Team	1st	2nd	3rd
<b>Cornell</b>	131	156	120
<b>Opponents</b>	+30	83	+73

**CORNELL HISTORY**

**DEFENSEMEN WITH 3-GAME GOAL STREAKS**  
 Since 1990-91

Player	Season	Games
Doug Murray	2000-01	4
Mark McRae	2000-01	3
Doug Murray	2001-02	3
Nick D'Agostino	2010-11	3
<b>Travis Mitchell</b>	<b>2022-23</b>	<b>3</b>

PAIRWISE RANKINGS

NCAA PAIRWISE RANKINGS (as of 1/4/22)  
 Bold denotes Cornell opponent in 2022-23

TEAM	Record	PWR	RPI
1. Minnesota	15-5-0	61	.6229
2. <b>Quinnipiac</b>	<b>15-1-3</b>	<b>60</b>	<b>.6070</b>
3. Denver	16-4-0	59	.6051
4. Penn State	17-5-0	58	.5989
5. St. Cloud State	14-4-0	57	.5954
6. Merrimack	14-5-0	56	.5828
7. <b>Boston University</b>	<b>12-5-0</b>	<b>55</b>	<b>.5705</b>
8. Michigan	12-7-1	54	.5642
9. Ohio State	12-7-1	52	.5610
10. <b>Harvard</b>	<b>9-3-1</b>	<b>52</b>	<b>.5564</b>
11. <b>Connecticut</b>	<b>13-5-3</b>	<b>52</b>	<b>.5521</b>
12. Providence	11-4-5	50	.5507
13. Michigan State	12-9-1	48	.5498
14. Western Michigan	12-9-1	47	.5418
15. Massachusetts	9-7-3	47	.5385
16. Notre Dame	9-9-2	46	.5366
17. <b>Cornell</b>	<b>8-5-1</b>	<b>44</b>	<b>.5364</b>
18. North Dakota	7-8-4	44	.5319
19. Bemidji State	9-5-4	43	.5262
20. Michigan Tech	12-6-3	42	.5317
21. Boston College	7-6-4	41	.5235
22. Alaska	10-8-2	40	.5215
23. RIT	12-6-0	39	.5186
24. Minnesota State	10-9-1	37	.5175
25. Omaha	9-9-2	37	.5139
26. Arizona State	10-11-0	35	.5131
27. UMass Lowell	10-8-1	34	.5111
28. Niagara	10-6-2	34	.5039
29. <b>Sacred Heart</b>	<b>10-7-1</b>	<b>33</b>	<b>.5021</b>
30. Bowling Green	10-12-0	32	.4977
31. Colorado College	9-10-1	30	.4975
32. Northern Michigan	11-9-0	30	.4958
33. <b>Minnesota Duluth</b>	<b>8-10-0</b>	<b>29</b>	<b>.4941</b>
34. <b>Clarkson</b>	<b>9-8-2</b>	<b>29</b>	<b>.4932</b>
35. Wisconsin	8-12-0	28	.4930
36. Ferris State	9-9-2	28	.4923
37. <b>Colgate</b>	<b>9-9-2</b>	<b>25</b>	<b>.4894</b>
38. <b>AIC</b>	<b>10-8-5</b>	<b>24</b>	<b>.4893</b>
39. <b>St. Lawrence</b>	<b>9-9-0</b>	<b>24</b>	<b>.4881</b>
40. <b>Princeton</b>	<b>7-8-0</b>	<b>22</b>	<b>.4884</b>
41. <b>Union</b>	<b>8-10-1</b>	<b>21</b>	<b>.4887</b>
42. Miami	7-11-2	20	.4880
43. Maine	6-9-2	20	.4874
44. Northeastern	8-9-3	17	.4862
45. <b>Brown</b>	<b>4-10-2</b>	<b>17</b>	<b>.4613</b>
46. St. Thomas	5-14-1	16	.4531
47. <b>Rensselaer</b>	<b>7-11-1</b>	<b>15</b>	<b>.4493</b>
48. Mercyhurst	6-12-2	14	.4492
49. Vermont	7-12-1	13	.4474
50. Holy Cross	5-13-1	12	.4362
51. Air Force	6-10-2	11	.4316
52. Long Island	3-13-1	10	.4306
53. Canisius	5-11-2	9	.4303
54. Alaska Anchorage	4-12-0	9	.4293
55. Lindenwood	5-13-0	7	.4283
56. New Hampshire	4-16-1	6	.4276
57. Army	6-10-2	5	.4238
58. Lake Superior St.	3-15-2	4	.4200
59. Bentley	5-13-0	4	.4157
60. <b>Yale</b>	<b>2-10-1</b>	<b>2</b>	<b>.4045</b>
61. <b>Dartmouth</b>	<b>2-11-1</b>	<b>1</b>	<b>.4041</b>
62. Stonehill	0-1-0	0	.2999

STANDINGS AND SCHEDULES

Opponent	ECAC HOCKEY										OVERALL					
	PTS	GP	W	L	T	OW	OL	SW	GF	GA	GP	W	L	T	GF	GA
Quinnipiac	30	10	10	0	0	0	0	0	45	15	19	15	1	3	79	35
Harvard	19	8	7	1	0	2	0	0	32	16	13	9	3	1	49	31
Colgate	16	8	6	2	0	2	0	0	32	19	20	9	9	2	56	48
<b>Cornell</b>	<b>16</b>	<b>8</b>	<b>5</b>	<b>3</b>	<b>0</b>	<b>0</b>	<b>1</b>	<b>0</b>	<b>21</b>	<b>13</b>	<b>14</b>	<b>8</b>	<b>5</b>	<b>1</b>	<b>44</b>	<b>28</b>
Princeton	16	11	5	6	0	0	1	0	30	31	15	7	8	0	42	44
St. Lawrence	15	8	5	3	0	0	0	0	21	20	18	9	8	0	41	50
Clarkson	11	8	3	3	2	0	0	0	21	19	19	9	8	2	55	50
Union	9	8	3	5	0	0	0	0	18	24	19	8	10	1	49	67
RPI	7	8	2	6	0	0	1	0	16	31	19	7	11	1	47	62
Brown	7	10	1	7	2	0	1	1	14	29	16	4	10	2	31	44
Dartmouth	5	7	1	5	1	0	0	1	13	19	14	2	11	1	30	50
Yale	5	10	1	8	1	0	0	1	8	35	13	2	10	1	16	43

LAST WEEK'S SCHEDULE		THIS WEEK'S SCHEDULE	
<b>Wednesday, Dec. 28</b> Clarkson 6, UMass 3	<b>Friday, Dec. 30</b> <b>AIC 3, Cornell 3 (SO)</b> Boston Univ. 2, Harvard 1 (OT) Bowling Green 5, RPI 2	<b>Saturday, December 31</b> Dartmouth 4, Yale 3 Maine 1, Colgate 1 (OT) Omaha 5, St. Lawrence 2	<b>Thursday, Jan. 5</b> St. Lawrence at Niagara, 7:00
<b>Thursday, Dec. 29</b> <b>Cornell 8, AIC 4</b> Clarkson 3, Wisconsin 1 Bowling Green 3, RPI 1	Colgate 5, Maine 2 Colorado Coll. 7, Princeton 2 Merrimack 3, Dartmouth 2 (OT) Providence 3, Yale 0 Quinnipiac 4, Holy Cross 1 St. Lawrence 2, Omaha 1 (OT) Union 4, New Hampshire 3	<b>Sunday, January 1</b> Harvard 8, Northeastern 4	<b>Friday, Jan. 6</b> <b>Cornell at Union, 7:00</b> Yale at Merrimack, 7:00 Harvard at Princeton, 7:00 Dartmouth at Quinnipiac, 7:00 Colgate at RPI, 7:00
		<b>Monday, January 2</b> Yale 5, Army 1	
		<b>Tuesday, January 3</b> UMass 3, Brown 0	<b>Saturday, Jan. 7</b> <b>Cornell at RPI, 7:00</b> Clarkson at Holy Cross, 7:00 Brown at Merrimack, 7:00 Dartmouth at Princeton, 7:00 Harvard at Quinnipiac, 7:00 Niagara at St. Lawrence, 7:00 Colgate at Union, 7:00
			<b>Sunday, Jan. 8</b> Yale at Vermont, 4:00

ON THIS DATE (JAN. 6)

Cornell is playing on Jan. 6 for the 19th time in program history and for the first time since 2018. The Big Red is 11-6-1 all-time on the date and has won six of its last eight (6-1-1).  
 The only other time Cornell and Union met on Jan. 6 was back in 1995 when it defeated the Dutchmen, 4-1, at Messa Rink at Achilles Center.  
**ROB LEVASSEUR** (1989) and **JAKE KARAM** (1995) each recorded hat tricks on the date, coming against Brown and Yale, respectively.

ON THIS DATE (JAN. 7)

Cornell will be playing on Jan. 7 for the 17th time in program history. The Big Red is 10-3-3 all-time on Jan. 7 and is unbeaten over its last seven games on the date (5-0-2).  
 The Big Red and Engineers have only played on Jan. 7, which also came in 1995. RPI posted a 4-1 victory over the Big Red at Houston Field House.  
 It will be Cornell's first time playing an ECAC opponent on the date since squaring off against Princeton at Hobe Baker Memorial Rink in 2011. Cornell has played three games since then, squaring off against Colorado College in 2012, Merrimack in 2017, and North Dakota last year.

FRESH(MAN) HAT TRICK

With his hat trick against UConn at Madison Square Garden on Nov. 26, freshman **DALTON BANGROFT** became the 16th different Cornell freshman to score at least three goals in a game since first-year players were eligible to play beginning in the 1975-76 season.  
 Bancroft joins the likes of **ROY KERLING** (1977-78), **BROCK TREDWAY** (1977-78), **DUANNE MOESER** (1982-83), **PETE NATYSHAK** (1982-83), **JOE NIEUWENDYK** (1984-85), **CHRIS GRENIER** (1985-86), **CASEY JONES** (1986-87), **TRENT ANDISON** (4 goals in 1987-88), **VINGENT AUGER** (1993-94), **RYAN SMART** (1994-95), **KYLE KNOPP** (1995-96), **MATT MOULSON** (2002-03), **JEFF MALOTT** (2016-17), **KYLE BETTS** (2017-18), and **BEN BERARD** (2019-20).  
 It was just the second hat trick by a Cornell player in program history at Madison Square Garden, joining **DICK BERTRAND** who did so against St. Lawrence on Dec. 23, 1969. Bertrand later became the head coach of the Big Red for 12 seasons from 1970-82, taking over for the legendary **NED HARKNESS**.  
 Should Bancroft record another hat trick this season, he would become the sixth Cornell freshman with multiple hat tricks in a season, joining **ROY KERLING**, **BROCK TREDWAY**, **DUANNE MOESER**, **JOE NIEUWENDYK**, and **RYAN SMART**.

SEASON RANKS



2022-23 TEAM STATISTICS (as of 1/4/23)

	STAT	NCAA	ECAC
FACEOFF WIN PCT	53.3%	11th	3rd
PENALTY KILL PCT	89.6%	3rd	2nd
POWER-PLAY PCT	20.0%	29th	5th
SCORING DEFENSE	2.00	2nd	2nd
SCORING MARGIN	+1.14	10th	3rd
SCORING OFFENSE	3.14	18th	3rd
TOTAL ASSISTS	80	38th	5th
PIM PER GAME	8.93	47th	10th
TOTAL POINTS	124	44th	6th
TOTAL PIM	125	59th	11th
POWER-PLAY GOALS	9	47th	8th
SHORT-HANDED GOALS	1	30th	6th
WIN PERCENTAGE	.607	17th	3rd

INDIVIDUAL LEADERS (as of 1/4/23)

	STAT	NCAA	ECAC
<b>ASSISTS PER GAME</b>			
Gabriel Seger	0.67	40th	9th
<b>GOALTENDER WIN PERCENTAGE</b>			
Ian Shane	.625	20th	3rd
<b>GOALS-AGAINST AVERAGE</b>			
Ian Shane	1.53	1st	1st
<b>HAT TRICKS</b>			
Dalton Bancroft	1	2nd	1st
<b>SAVE PERCENTAGE</b>			
Ian Shane	.926	8th	2nd
<b>SHORT-HANDED GOALS</b>			
Sam Malinski	1	15th	2nd
<b>SHUTOUTS</b>			
Ian Shane	2	9th	3rd

IN THE RANKINGS

Date	Pairwise	USCHO	USA Today
Preseason	N/A	19 (118)	19 (85)
Sept. 26	N/A	—	19 (85)
Oct. 3	N/A	19 (106)	19 (96)
Oct. 10	N/A	19 (115)	19 (95)
Oct. 17	N/A	20 (87)	19 (101)
Oct. 24	N/A	20 (106)	20 (106)
Oct. 31	N/A	RV (12)	RV (13)
Nov. 7	N/A	RV (1)	RV (7)
Nov. 14	N/A	NR	NR
Nov. 21	N/A	RV (1)	NR
Nov. 28	N/A	RV (29)	RV (34)
Dec. 5	19	RV (41)	20 (42)
Dec. 12	18	RV (51)	20 (63)
Dec. 19	17	—	RV (53)
Jan. 2	17	18 (123)	17 (115)

Pairwise not acknowledged until December due to small sample size

SCHMIDT WITH TEAM USA

- Cornell equipment manager **SEAN SCHMIDT** is slated to be away from the Cornell men's hockey team for this weekend's series, but for a good cause.
- Schmidt, who is currently in his 13th season as the Big Red's equipment manager, has been serving as one of two equipment managers with Team USA at the 2023 IIHF World Junior Championships in Halifax, Nova Scotia, and Moncton, New Brunswick.
- This is Schmidt's first time working with Team USA's World Junior team, but he is no stranger to USA Hockey. Schmidt has worked multiple USA Hockey camps in Buffalo, N.Y., recently.

ECAC PRESEASON POLL

- ECAC Hockey announced Sept. 21 during its annual Media Day call that the Cornell hockey team was slated to finish fourth. Finishing ahead of the Big Red was Quinnipiac, who was dubbed the preseason favorite after finishing with eight first-place votes and a 118-point total. Harvard received the remaining four first-place votes, finishing with 109 points. Clarkson was third with 105 points.
- Cornell followed Clarkson with 90 points, while Colgate (77), RPI (70), St. Lawrence (57), Union (45), Dartmouth (43), Yale (32), Brown (26), and Princeton (20) rounded out the poll.

LEADERSHIP GROUP ANNOUNCED

- Senior defensemen **SAM MALINSKI** and **TRAVIS MITCHELL** were named co-captains, while fifth-year forward **MAX ANDREEV** and senior forward **MATT STIENBURG** were tabbed co-alternate captains on Sept. 29.
- All four players are assuming leadership roles for the first time with the Cornell hockey program.

FIRST TEAM RETURNERS

- Senior defender **SAM MALINSKI** is one of six returning players who have already received first-team honors from ECAC Hockey. Malinski is the lone Big Red representative on the list, while Clarkson's Alex Campbell and Mathieu Gosselin, Quinnipiac's Zach Metsa and Yaniv Perets, and St. Lawrence's Cameron Buhl (in 2020-21) are the others on the list.
- The six ECAC representatives are tied with Atlantic Hockey for the most returning first-team selections for their respective conferences. Three of the six Atlantic Hockey first-team players have since transferred to different programs

WELCOME BACK!

- Cornell returns 81 percent of its goals scored from last season, which was the eighth-highest percentage by a Division I program entering the 2022-23 season.
- Air Force led the nation, returning all of its scoring from the 2021-22 season. Penn State (93 percent) had the second-highest total, while Dartmouth (86 percent), Northeastern (85 percent), Sacred Heart and Yale (84 percent), and St. Lawrence (83 percent) were ahead of the Big Red.
- Colorado College and North Dakota round out the top 10 with their 80 percent totals.
- Of the seven programs ahead of Cornell, the Big Red are slated to play four of the teams this season (Dartmouth, Sacred Heart, St. Lawrence, and Yale).

TOWERING OVER THE COMPETITION

- According to CollegeHockeyInc.com's preseason media kit, Cornell entered the 2022-23 season tied for being the second-tallest Division I program.
- The Big Red's average 6-foot-1 height was tied with Lindenwood. Both programs trail Vermont, who edges the Big Red and Lions by a mere six inches.
- The Big Red have a two-inch advantage over Clarkson for the tallest ECAC Hockey program. The Golden Knights are tied with Boston University for the fourth-tallest Division I program.
- Sophomore forward **ONDREJ PSENICKA**, who stands at 6-foot-6, is tied with Harvard forward Ryan Drkulec, Quinnipiac goaltender Chase Clark, and RPI forward Sutter Muzzatti for being the third-tallest player in ECAC Hockey this season.

NCAA LEADERS

HIGHEST PERCENTAGE OF GOALS RETURNING  
Entering 2022-23 Season

School	PCT
Air Force	100%
Penn State	93%
Dartmouth	86%
Northeastern	85%
Sacred Heart	84%
Yale	84%
St. Lawrence	83%
<b>Cornell</b>	<b>81%</b>
Colorado College	80%
North Dakota	80%

TALLEST TEAMS BY AVERAGE HEIGHT

Data from CollegeHockeyInc.com

School	AVG HT.
Vermont	6'1.6"
<b>Cornell</b>	<b>6'1.0"</b>
Lindenwood	6'1.0"
Clarkson	6'0.9"
Boston University	6'0.9"
Lake Superior State	6'0.8"
North Dakota	6'0.8"
Bowling Green	6'0.7"
Western Michigan	6'0.6"

SERIES HISTORY



AT



ALL-TIME SERIES

CORNELL LEADS, 46-22-10

Ithaca, N.Y. (Lynah Rink) . . . . .	26-11-4 (22-11-3)
Schenectady, N.Y. (Achilles Rink) . . . . .	17-10-6 (17-10-6)
Neutral Sites . . . . .	2-1-0
ECAC Regular Season . . . . .	33-18-9
ECAC Playoffs . . . . .	8-4-0

HIGHEST SCORES - CORNELL

<b>Ithaca</b> . . . . .	10
COR, 10-1 (2/11/42)	
<b>Schenectady</b> . . . . .	8
COR, 8-1 (1/3/92)	
<b>Neutral Site</b> . . . . .	4
COR, 4-1 (3/17/17)	

HIGHEST SCORES - UNION

<b>Ithaca</b> . . . . .	7
UC, 7-0 (3/7/15)	
<b>Schenectady</b> . . . . .	7
UC, 7-1 (2/21/97)	
<b>Neutral Site</b> . . . . .	5
UC, 5-2 (3/21/14)	

COACHING RECORDS

<b>Mike Schafer vs. Union</b>	
Total . . . . .	37-18-9
at Cornell . . . . .	37-18-9
<b>Josh Hauge vs. Cornell</b>	
Total . . . . .	0-0-0
at Union . . . . .	0-0-0

GAME-BY-GAME (SCHAFFER ERA)

DATE	SITE	RESULT	SCORE	DATE	SITE	RESULT	SCORE
12/10/1995	Schenectady, N.Y.	T	5-5 (OT)	1/15/2011	Ithaca, N.Y.	L	1-5
2/23/1996	Ithaca, N.Y.	W	5-1	2/11/2011	Schenectady, N.Y.	L	0-4
12/7/1996	Ithaca, N.Y.	T	3-3 (OT)	2/4/2012	Schenectady, N.Y.	T	4-4 (OT)
2/21/1997	Schenectady, N.Y.	L	1-7	2/24/2012	Ithaca, N.Y.	W	3-2
12/5/1997	Schenectady, N.Y.	L	2-4	1/18/2013	Schenectady, N.Y.	W	3-2
2/28/1998	Ithaca, N.Y.	L	0-1	2/23/2013	Ithaca, N.Y.	W	4-2
12/4/1998	Ithaca, N.Y.	W	5-2	11/9/2013	Schenectady, N.Y.	L	0-3
2/27/1999	Schenectady, N.Y.	W	3-1	2/14/2014	Ithaca, N.Y.	L	1-4
11/6/1999	Schenectady, N.Y.	W	2-1 (OT)	3/21/2014	Lake Placid, N.Y.	L	2-5
2/18/2000	Ithaca, N.Y.	W	4-3	1/16/2015	Schenectady, N.Y.	W	5-1
11/10/2000	Schenectady, N.Y.	L	0-2	2/21/2015	Ithaca, N.Y.	W	2-1
3/3/2001	Schenectady, N.Y.	W	2-1	3/6/2015	Ithaca, N.Y.	L	2-4
11/9/2001	Ithaca, N.Y.	W	5-0	3/7/2015	Ithaca, N.Y.	L	0-7
3/2/2002	Schenectady, N.Y.	W	3-1	1/16/2016	Schenectady, N.Y.	T	3-3 (OT)
1/17/2003	Schenectady, N.Y.	W	6-0	2/26/2016	Ithaca, N.Y.	L	1-5
2/22/2003	Ithaca, N.Y.	W	3-1	3/4/2016	Ithaca, N.Y.	W	1-0
1/16/2004	Ithaca, N.Y.	T	1-1 (OT)	3/5/2016	Ithaca, N.Y.	W	2-1 (OT)
2/21/2004	Schenectady, N.Y.	L	0-3	2/3/2017	Schenectady, N.Y.	W	5-3
1/14/2005	Schenectady, N.Y.	W	2-1 (OT)	2/25/2017	Ithaca, N.Y.	T	3-3 (OT)
2/19/2005	Ithaca, N.Y.	W	4-1	3/17/2017	Lake Placid, N.Y.	W	4-1
11/18/2005	Ithaca, N.Y.	L	1-2	2/2/2018	Ithaca, N.Y.	W	4-3
2/25/2006	Schenectady, N.Y.	W	2-1	2/24/2018	Schenectady, N.Y.	L	3-4
12/2/2006	Ithaca, N.Y.	W	6-0	2/1/2019	Schenectady, N.Y.	W	4-0
2/9/2007	Schenectady, N.Y.	T	3-3 (OT)	2/23/2019	Ithaca, N.Y.	W	3-1
1/12/2008	Schenectady, N.Y.	L	1-2	3/15/2019	Ithaca, N.Y.	L	2-3
2/15/2008	Ithaca, N.Y.	L	2-3	3/16/2019	Ithaca, N.Y.	W	4-0
3/14/2008	Schenectady, N.Y.	W	3-2	3/17/2019	Ithaca, N.Y.	W	4-2
3/15/2008	Schenectady, N.Y.	W	3-2	1/11/2020	Schenectady, N.Y.	T	3-3 (OT)
1/16/2009	Schenectady, N.Y.	W	4-1	2/14/2020	Ithaca, N.Y.	W	5-2
2/21/2009	Ithaca, N.Y.	W	5-2	11/12/2021	Ithaca, N.Y.	W	4-1
12/5/2009	Schenectady, N.Y.	T	2-2 (OT)	2/12/2022	Schenectady, N.Y.	W	5-2
2/26/2010	Ithaca, N.Y.	W	4-1				
3/20/2010	Albany, N.Y.	W	3-0				

SCOUTING UNION

- Union enters this weekend's series with an 8-10-1 overall record and a 3-5-0 mark in ECAC Hockey action.
- The Dutchmen have been nearly unstoppable at home this year with its 7-1-0 home record.
- Last weekend, Union closed out the 2022 portion of the schedule with a pair of one-goal victories over New Hampshire, 4-3 and 3-2.
- Nate Hanley paces Union's offense (3-13-16), while John Prokop is the other player with 10-plus points (2-10-12).
- Connor Murphy has been Union's go-to goaltender, having starting 17 of the team's 19 games. Murphy is 7-8-1 with a 3.42 goals-against average and a .892 save percentage.

SERIES HISTORY

- Friday will be the 79th all-time meeting between the two Empire State programs. Cornell leads the series, 46-22-10, and is 5-0-1 over its last six games with the Dutchmen.
- Dating back to 2015-16, Cornell is unbeaten 12-3-3 against Union.
- Cornell has three-plus goals in 13 of its last 14 games against Union and multiple goals in each of its last 15.
- The Big Red has had its success at Messa Rink at Achilles Center recently, going 8-3-4 at the facility since 2007-08. The Big Red is 4-1-2 over its last seven games at the venue.

CORNELL - UNION CONNECTIONS

- REMINGTON KEOPPLE and John Prokop played on the Des Moines Buccaneers from 2020-22.
- RYAN McINCHAK and Connor Murphy were teammates on the Jersey Hitmen in 2017-18. McInchak also played with Chris Theodore at AIC from 2020-22.
- McInchak & HANK KEMPF played on the 2018-19 Muskegon Lumberjacks alongside Owen Farris. Kempf also played with John Prokop on the Musketeers in 2019-20.

- SEBASTIAN DIRVEN and Caden Villegas played on the Central Illinois Flying Aces in 2018-19.
- JACK LAGERSTROM & PETER MUZYKA played with Mason Snell on the Penticton Vees during the 2018-19 season.
- SAM MALINSKI and Carter Korpi were teammates on the 2018-19 Bismarck Bobcats.
- TRAVIS MITCHELL played with Owen Farris on the 2017-18 Muskegon Lumberjacks and with John Prokop on the 2018-19 Omaha Lancers.
- TIM REGO and Greg Japchen played on the 2019-20 Brooks Bandits.
- JACK O'LEARY played with Nate Hanley on the Cedar Rapids RoughRiders from 2018-20. MICHAEL SUDA also was on the 2019-20 team.
- JACK LAGERSTROM and Joe Sharib played on the 2019-20 Tri-City Storm.
- BEN BERARD played with Nathan Kelly on the Powell River Kings from 2017-19. KYLER KOVICH was also on the 2017-18 River Kings squad.
- NICK DeSANTIS and Josh Phillips played on the Sioux Falls Stampede in 2019-20.
- SEAN DONALDSON played with Michael Hodge in 2018-19 with the Trail Smoke Eaters and with Josh Phillips on the 2020-21 Sioux Falls Stampede.
- KYLER KOVICH and Caden Villegas played on the Tri-City Storm in 2020-21.
- JACK MALONE and Liam Robertson were teammates on the 2018-19 Youngstown Phantoms. Malone returned to the Phantoms in 2020-21 and played with WINTER WALLACE, Kyle Chauvette, and Nate Hanley. Wallace also played with Chauvette on the Phantoms in 2021-22.
- KYLE PENNEY and Trevor Adams were on the 2019-20 Chilliwack Chiefs.
- ZACH TUPKER and Connor Murphy were teammates on the Carleton Place Canadians during the 2018-19 season.

SERIES HISTORY



ALL-TIME SERIES

CORNELL LEADS, 66-39-11

Ithaca, N.Y. (Lynah Rink) . . . . .	32-14-8 (31-14-8)
Troy, N.Y. (Houston Field House) . . . . .	29-22-3 (28-22-3)
Neutral Sites . . . . .	5-3-0
ECAC Regular Season . . . . .	50-34-11
ECAC Playoffs . . . . .	11-4-0

HIGHEST SCORES - CORNELL

<b>Ithaca</b> . . . . .	13
. . . . . COR, 13-1 (2/16/24)	
<b>Troy</b> . . . . .	7
. . . . . COR, 7-2 (11/26/66)	
. . . . . COR, 7-4 (2/6/82)	
. . . . . COR, 7-6 (3/1/86)	
<b>Neutral Site</b> . . . . .	9
. . . . . COR, 9-0 (12/22/69)	

HIGHEST SCORES - RPI

<b>Ithaca</b> . . . . .	8
. . . . . RPI, 8-0 (12/18/63)	
<b>Troy</b> . . . . .	9
. . . . . RPI, 9-4 (2/13/80)	
. . . . . RPI, 9-1 (3/4/94)	
<b>Neutral Site</b> . . . . .	5
. . . . . RPI, 5-1 (3/16/85)	

COACHING RECORDS

Mike Schafer vs. RPI

Total . . . . .	34-19-9
at Cornell . . . . .	34-19-9

Dave Smith vs. Cornell

Total . . . . .	4-3-1
at RPI . . . . .	4-3-1

LARGEST WINNING MARGINS

<b>Cornell</b>	
Ithaca . . . . .	8
Troy . . . . .	5, (twice)

RPI

Ithaca . . . . .	2
Troy . . . . .	4

GAME-BY-GAME (SCHAFER ERA)

DATE	SITE	RESULT	SCORE	DATE	SITE	RESULT	SCORE
12/9/1995	Troy, N.Y.	L	3-5	1/11/2008	Troy, N.Y.	W	2-1
2/24/1996	Ithaca, N.Y.	W	4-0	2/16/2008	Ithaca, N.Y.	W	7-1
12/6/1996	Ithaca, N.Y.	L	2-4	1/17/2009	Troy, N.Y.	W	3-0
2/22/1997	Troy, N.Y.	W	5-2	2/20/2009	Ithaca, N.Y.	W	4-1
3/14/1997	Lake Placid, N.Y.	W	5-3	3/13/2009	Ithaca, N.Y.	L	0-1
12/6/1997	Troy, N.Y.	L	5-7	3/14/2009	Ithaca, N.Y.	W	4-0
2/27/1998	Ithaca, N.Y.	L	3-4	3/15/2009	Ithaca, N.Y.	W	4-3
3/13/1998	Troy, N.Y.	W	5-4	12/4/2009	Troy, N.Y.	W	2-1
3/14/1998	Troy, N.Y.	L	0-3	2/27/2010	Ithaca, N.Y.	T	1-1 (OT)
3/15/1998	Troy, N.Y.	W	5-4	1/14/2011	Ithaca, N.Y.	W	5-1
12/5/1998	Ithaca, N.Y.	T	3-3 (OT)	2/12/2011	Troy, N.Y.	W	3-2 (OT)
2/26/1999	Troy, N.Y.	L	5-7	2/3/2012	Troy, N.Y.	T	2-2 (OT)
11/5/1999	Troy, N.Y.	L	4-5 (OT)	2/25/2012	Ithaca, N.Y.	L	1-2 (OT)
2/19/2000	Ithaca, N.Y.	W	3-2	1/19/2013	Troy, N.Y.	L	2-3
11/11/2000	Troy, N.Y.	W	3-2	2/22/2013	Ithaca, N.Y.	W	4-1
3/2/2001	Troy, N.Y.	L	1-2	11/8/2013	Troy, N.Y.	T	3-3 (OT)
11/10/2001	Ithaca, N.Y.	W	4-1	2/15/2014	Ithaca, N.Y.	L	1-3
3/1/2002	Troy, N.Y.	W	2-1	1/17/2015	Troy, N.Y.	L	0-3
3/15/2002	Lake Placid, N.Y.	W	3-0	2/20/2015	Ithaca, N.Y.	T	2-2 (OT)
1/18/2003	Troy, N.Y.	W	3-2	1/15/2016	Troy, N.Y.	L	0-1
2/21/2003	Ithaca, N.Y.	W	5-0	2/27/2016	Ithaca, N.Y.	T	3-3 (OT)
3/14/2003	Ithaca, N.Y.	W	3-2	2/4/2017	Troy, N.Y.	W	4-3
3/15/2003	Ithaca, N.Y.	W	4-0	2/24/2017	Ithaca, N.Y.	W	2-0
1/17/2004	Ithaca, N.Y.	L	0-2	2/3/2018	Ithaca, N.Y.	L	1-2
2/20/2004	Troy, N.Y.	W	2-1	2/23/2018	Troy, N.Y.	W	4-2
1/15/2005	Troy, N.Y.	W	5-0	2/2/2019	Troy, N.Y.	T	1-1 (OT)
2/18/2005	Ithaca, N.Y.	W	3-0	2/22/2019	Ithaca, N.Y.	L	2-3 (OT)
11/19/2005	Ithaca, N.Y.	T	1-1 (OT)	1/10/2020	Troy, N.Y.	W	3-0
2/24/2006	Troy, N.Y.	L	0-2	2/15/2020	Ithaca, N.Y.	W	4-2
12/1/2006	Ithaca, N.Y.	T	3-3 (OT)	11/13/2021	Ithaca, N.Y.	W	11-3
2/10/2007	Troy, N.Y.	W	6-1	2/11/2022	Troy, N.Y.	L	2-6

SCOUTING RPI

- RPI enters this weekend series with a 7-11-1 overall record and a 2-6-0 mark in ECAC play.
- The Engineers have shined at Houston Field House, posting a 7-2-1 record on its home ice, compared to its 0-9-0 record away from Troy.
- As of late, RPI has struggled losing its last four games and being winless in seven of its last eight (1-6-1).
- Ryan Mahshie (9-3-12) and Jakob Lee (4-8-12) currently are tied for the team lead in points. Jake Gagnon (6-5-11) and Sutter Muzzatti (2-8-10) also have double-digit point totals.
- Jack Watson has been RPI's go-to goaltender, starting 18 of the Engineers' 19 games entering the weekend. Watson has a 2.93 GAA and a .899 save percentage.

SERIES HISTORY

- Cornell leads the all-time series, 66-39-11, against RPI, dating back to the first meeting between the two teams on Jan. 31, 1908, at Empire Rink in Albany.
- The Big Red has fared well against RPI as of late, going 6-3-1 against the Engineers, dating back to 2016-17.
- RPI and Cornell split last year's series, as the Big Red posted an 11-3 victory at Lynah Rink on Nov. 13, 2021, before falling to the Engineers, 6-2, at Houston Field House.

CORNELL - RPI CONNECTIONS

- RYAN McINCHAK and HANK KEMPF both played with James Mclsaac on the Muskegon Lumberjacks in 2018-19. Kempf played with Dylan Davies and Sutter Muzzatti in 2019-20 with Muskegon.
- JACK LAGERSTROM and PETER MUZYKA were teammates with Henri Schreifels on the Penticton Vees during the 2018-19 season.
- SAM MALINSKI was on the Cedar Rapids RoughRiders in 2017-18 with T.J. Walsh. JACK O'LEARY was on the RoughRiders in 2018-19 with Brett Miller and Jack Brackett.
- TIM REGO was on the 2019-20 Brooks Bandits with Jakob Lee and

James Mclsaac.

- JACK LAGERSTROM and Max Smolinski played on the Tri-City Storm during the 2019-20 season. KYLER KOVICH and Smolinski were teammates on the Storm the following year.
- NICK DeSANTIS was teammates with Mason Klee (2018-19), Dylan Davies (2019-20), and Austin Heidemann (2019-20) on the Sioux Falls Stampede.
- MICHAEL SUDA played with Nick Storm on the Fargo Force in 2020-21.
- SULLIVAN MACK and Danny Ciccarello were teammates on the Salmon Arm Silverbacks in the 2020-21 season.
- KYLE PENNEY played with Jack Agnew on the Chilliwack Chiefs in the 2019-20 season.
- GABRIEL SEGER and Louis Helsen played on the Amarillo Bulls in 2018-19.
- MATT STIENBURG was teammates with Jack Agnew at St. Andrew's College from 2017-19.

RPI'S NHL CONNECTIONS

- Mason Klee is the son of former NHLer Ken Klee, who played 934 games with Washington, Toronto, New Jersey, Colorado, Atlanta, Anaheim, and Phoenix from 1994-09.
- Max Smolinski is the son of former NHLer Bryan Smolinski, who played 1,055 NHL games with Boston, Pittsburgh, New York Islanders, Los Angeles, Ottawa, Chicago, and Vancouver from 1993-08.
- Sutter Muzzatti is the son of former NHLer Jason Muzzatti who played 62 games over five years with Calgary, Hartford, the New York Rangers, and San Jose from 1993-98. Jason is currently a development coach with the Carolina Hurricanes.





# MIKE SCHAFER '86

Jay R. Bloom '77 Head Coach of Men's Ice Hockey  
28th Season as Head Coach • 35th Season at Cornell

The longest-tenured head coach in Cornell men's hockey history, **MIKE SCHAFER '86**, enters his 28th season at the helm of the Cornell men's hockey program.

When Schafer returned to his alma mater in the summer of 1995 to become Cornell's 12th head coach in men's hockey history, Schafer's goal was to bring the Big Red to a position of national prominence.

Already the winningest head coach in Cornell men's hockey history, Schafer has accomplished that objective with his 505-275-103 record. His 505 wins rank fourth among active Division I coaches and his .630 win percentage is good for sixth among active Division I coaches.

Schafer has guided the Big Red to 12 NCAA Tournament appearances and a berth to the 2003 NCAA Frozen Four – the program's first since 1980. That year, Cornell set a school record for wins (30), finishing with one more victory than the 1969-70 national championship squad, who went undefeated (29-0-0). The 2002-03 team's 19-2-1 record in ECAC Hockey play was Cornell's best mark in league play since 1969-70 when Cornell was 21-0 in league action.

In 2020, Schafer was named a co-winner of the Spencer Penrose Award, given to the nation's top head coach. It was the first time Schafer won the award after being a finalist on five occasions after being named ECAC Hockey's Coach of the Year.

The Big Red have been regularly ranked among the nation's elite during Schafer's tenure, including being named No. 1 in both the USCHO.com and the USA Today/USA Hockey Magazine polls at the time the 2019-20 postseason was halted due to the COVID-19 pandemic.

Cornell has claimed five Whitelaw Cup (ECAC Hockey tournament titles), which surpassed the legendary **NED HARKNESS** for the most in program history. Schafer has also led the Big Red to three Cleary Cups (ECAC's top regular-season team) in three of the last four years of competition.

In 2002-03, Schafer led the Big Red to the NCAA Frozen Four, setting a school record with 30 wins, one better than the 1969-70 squad who went 29-0-0. Cornell's 19-2-1 mark in ECAC Hockey in 2002-03 was Cornell's best since the 1969-70 team went 21-0 in league play.

Over his career, Schafer has coached 10 different players to First Team All-America status 11 times, seven Ivy League Players of the Year, 5 ECAC Hockey Ken Dryden Award winners (league's best goaltender), five ECAC Hockey Rookies of the Year, and five Ivy Rookies of the Year, and three ECAC Hockey Players of the Year.

A native of Durham, Ontario, Schafer played junior hockey with the Guelph Jr. A Hoolody Platers, who were finalists in the Centennial Cup for the National Championship in 1982.

Schafer and his wife, Diane, have two sons, Luke and John '18, and a daughter, Michelle.

## SCHAFER FILE

### COACHING EXPERIENCE

1995-Pres.	Cornell (Head Coach)
1994-95	Western Michigan (Associate HC)
1990-94	Western Michigan (Assistant Coach)
1986-90	Cornell (Assistant Coach)

### PLAYING EXPERIENCE

1983-86	Cornell
---------	---------

### EDUCATION

#### Cornell University

• B.A., Business Management & Marketing, 1986

### NCAA COACHING CAREER

SEASON	OVERALL	W-L%	CONF.	W-L%
<b>CORNELL (1995 - PRES.)</b>				
1995-96	21-9-4	.676	14-4-4	.727
1996-97	21-9-5	.671	14-6-2	.682
1997-98	15-16-2	.485	9-12-1	.432
1998-99	12-15-4	.452	9-10-3	.477
1999-00	16-14-2	.531	10-9-1	.525
2000-01	16-12-5	.561	11-8-3	.568
2001-02	25-8-2	.743	17-3-2	.818
2002-03	30-5-1	.847	19-2-1	.886
2003-04	16-10-6	.594	13-6-3	.659
2004-05	27-5-3	.814	18-2-2	.864
2005-06	22-9-4	.686	13-6-3	.659
2006-07	14-13-4	.516	10-8-4	.545
2007-08	19-14-3	.569	12-9-1	.568
2008-09	22-10-4	.667	13-6-3	.659
2009-10	21-9-4	.676	14-5-3	.705
2010-11	16-15-3	.515	11-9-2	.545
2011-12	19-9-7	.643	12-4-6	.682
2012-13	15-16-3	.485	8-11-3	.432
2013-14	17-10-5	.609	11-7-4	.591
2014-15	11-14-6	.452	9-9-4	.500
2015-16	16-11-7	.574	8-8-6	.500
2016-17	21-9-5	.671	13-4-5	.705
2017-18	25-6-2	.788	17-3-2	.818
2018-19	21-11-4	.639	13-5-4	.682
2019-20	23-2-4	.862	18-2-2	.864
2020-21	-- NO SEASON (COVID-19 PANDEMIC) --			
2021-22	18-10-4	.625	12-6-4	.636
2022-23	8-5-1	.607	5-3-0	.625
<b>TOTAL</b>	<b>507-276-104</b>	<b>.630</b>	<b>333-167-78</b>	<b>.644</b>

## SCHAFER'S STATISTICAL BREAKDOWN

CATEGORY	2022-23	UNDER SCHAFER	CATEGORY	2022-23	UNDER SCHAFER	CATEGORY	2022-23	UNDER SCHAFER
Overall	8-5-1	507-276-104	Scoring First	6-1-0	366-84-50	Leading after 1st period	5-1-0	259-45-24
ECAC Hockey	5-3-0	333-167-78	Opponent Scores First	2-4-1	141-192-47	Trailing after 1st period	2-4-1	63-143-28
Ivy League	4-1-0	184-90-30	When Shutout	0-2-0	0-47-7	Tied after 1st period	1-0-0	185-88-52
Non-Conference	3-2-1	174-109-26	Score One Goal	1-1-0	21-86-25	Leading after 2nd period	7-0-0	385-22-27
Home	5-1-1	266-102-45	Score Two Goals	1-2-0	81-85-38	Trailing after 2nd period	1-4-1	29-187-29
Away	2-4-0	182-121-50	Score Three Goals	1-0-1	135-39-26	Tied after 2nd period	0-1-0	93-67-48
Neutral	1-0-0	59-53-9	Score Four Goals	0-0-0	115-15-5	Outshooting Opponents	8-3-1	311-126-54
October	0-2-0	16-10-2	Score 5+ Goals	5-0-0	155-4-3	Outshot by Opponent	0-1-0	180-139-47
November	6-2-0	132-60-21	Shutout Opponent	2-0-0	105-0-7	Tied in Shots	0-1-0	16-11-3
December	2-1-1	52-30-17	Allows One Goal	4-0-0	173-14-25	In Overtime	0-1-1	49-41-104
January	0-0-0	101-59-34	Allows Two Goals	1-2-0	151-47-38	In Shootouts	1-0-0	5-7
February	0-0-0	121-63-27	Allows Three Goals	0-1-1	59-67-26	vs. Ranked Opponents	1-4-0	110-98-28
March	0-0-0	85-53-3	Allows Four Goals	1-2-0	18-65-5			
April	0-0-0	0-1-0	Allows 5+ Goals	0-0-0	1-83-3			



## BEN SYER

### 11th Season as Associate Head Coach; 12th Season at Cornell Western Ontario '98

Serving as the Big Red's recruiting director and manager of the team's vaunted defensive unit, **BEN SYER**'s efforts were perhaps no more celebrated than during the 2017-18 season. He helped Cornell lead the nation in team defense with a paltry 1.58 goals-against average and was named the winner of the American Hockey Coaches Association's 2018 Terry Flanagan Award.

One of the AHCA's major annual awards, the Terry Flanagan Award is presented to the assistant coach whose career body of work best honors that of the award's name sake.

"He can hold court with a group of assistant coaches on the road with the best of them," said **MIKE SCHAFFER**, adding that this is the first time he's nominated anyone for a major AHCA award in his 23-year tenure at the helm of the Big Red. "He knows the elder statesmen, but he also knows the young guys like Terry did. He would make sure to say hello

to everyone in the rink and lend a helping hand to young assistants. I admired Terry for this. He and his family are of the highest character, upfront and honest."

Syer joined Cornell in June 2011 as an assistant coach, then was promoted to associate head coach the following summer. He previously served as associate head coach during his 12 seasons at Quinnipiac under head coach Rand Pecknold. During that run, the Bobcats posted a 242-168-46 record with one NCAA tournament appearance (2002) and nine 20-win seasons.

A native of Kitchener, Ontario, Syer arrived at Quinnipiac after serving one season as an assistant coach at Ohio University. A 1998 graduate of Western Ontario, Syer earned a bachelor's degree in urban development. He earned his master's degree in physical education with a concentration in athletic administration in 2000.



## SEAN FLANAGAN

### Seventh Season as Assistant Coach St. Lawrence '10

Flanagan enters his seventh season as an assistant coach on head coach **MIKE SCHAFFER**'s staff. During his previous six seasons, Flanagan helped guide the Big Red to post a 108-38-19 record, good for a .712 win percentage. In his first three years on Schaffer's staff, Flanagan aided Cornell in going 3-for-3 in advancing to the NCAA Tournament (and likely would have been 4-for-4, if the 2019-20 season had not ended prematurely). Prior to arriving on East Hill prior to the 2016-17 season, Flanagan made a couple of stops after his four-year playing career at St. Lawrence. After playing professionally in the ECHL with the Las Vegas Wranglers and Quad City Mallards, he became an assistant coach at Division III Hobart from 2012-15. While working under former Cornell assistant coach Mark Taylor, he helped

build a team who won the ECAC West titles in 2015 and 2016, leading the Statesmen to NCAA Tournament appearances. After Hobart, Flanagan spent one season as the Director of Hockey Operations at UMass Lowell, during the 2015-16 season. Flanagan is no stranger to ECAC Hockey, as he played 121 career games with St. Lawrence up to the 2010-11 season, where he racked up 12 goals and 40 assists for 52 points, helping the Saints advance to the league's championship weekend twice over his four years with the Saints. Flanagan graduated from St. Lawrence with a bachelor of arts degree in history with a minor in sports studies and exercise sciences in 2010 before receiving his master of education degree from St. Lawrence the following year.



## MITCH STEPHENS

### Fourth Season as Volunteer Assistant Coach; SUNY Geneseo '07

Stephens returns to Cornell after serving as an assistant coach at Geneseo for five years. In his time behind the bench with his alma mater, Stephens helped the Knights win two SUNYAC conference championships (2016, 2018) and make three NCAA Tournament appearances (2014, 2016, and 2018), including two trips to the national semifinals. As a senior, Stephens was named runner-up for USCHO Division III Player of the Year, an AHCA Division III First Team, and All-America selection, while being a finalist for the AHCA Sid Watson Memorial Award as the NCAA Division III Player of the Year.




## BEN RUSSELL

### First Season as Director of Hockey Operations; Cornell '20

Russell rejoined the Cornell men's hockey program in Aug. 2022 to serve as the team's Director of Hockey Operations, after spending the last two seasons as an assistant coach at St. Olaf College, a Minnesota-based Division III school. At St. Olaf, Russell helped the 2021-22 squad to a Minnesota Intercollegiate Athletic Conference (MIAC) tournament title and an NCAA Tournament appearance. While attending Cornell for his undergraduate studies, Russell served as an Assistant Director of Hockey Operations, helping coordinate video, analyzing film, and preparing scouting reports, while incorporating advanced analytics into game preparation.


**CORNELLIANS IN THE NHL (STATS AS OF JAN. 3)**



**MORGAN BARRON**  
C | Winnipeg | CU from 2018-20

2022-23 STATS			
GP	G	A	PTS
27	3	6	9

CAREER		
GP	G	PTS
59	6	15



**JACOB MacDONALD**  
D | Colorado | CU from 2011-15

2022-23 STATS			
GP	G	A	PTS
26	0	1	1

CAREER		
GP	G	PTS
69	2	11

**FORMER CORNELLIANS PLAYING PROFESSIONALLY**

LAST UPDATED DEC. 20, 2022

**UNITED STATES / CANADA**

**NHL (2)**

- Morgan Barron (Winnipeg)
- Jacob MacDonald (Colorado)

**AHL (9)**

- Anthony Angello (Springfield)
- Cole Bardreau (Bridgeport)
- Kyle Betts (Belleville)
- Alex Green (Chicago)
- Yann Kaldis (Bakersfield)
- Jeff Kubiak (Bridgeport)
- Jeff Malott (Manitoba)
- Riley Nash (Charlotte)
- Michael Regush (Abbotsford)

**ECHL (3)**

- Matt Cairns (Cincinnati)
- Cody Haiskanen (Idaho)
- Tristan Mullin (Kansas City)

**INTERNATIONAL**

**AUSTRIA (1)**

- Reece Wilcox (HC Pustertal)

**GERMANY - DEL (1)**

- Alec McCrea (Düsseldorfer EG)

**GERMANY - DEL2 (2)**

- Joel Lowry (EC Kassel)
- Jake Weidner (EC Kassel)

**JAPAN (1)**

- Alex Rauter (Yokohama Griffs)

**NORWAY (1)**

- Mitch Gillam (Manglerud)

**RUSSIA - KHL (1)**

- Kirill Gotovets (Dynamo Moskva)

**SWEDEN - ALLSVENSKAN (1)**

- Matthew Galajda (Djurgårdens IF)

**SWEDEN - SHL (1)**

- Joakim Ryan (Malmö)

**SWITZERLAND - SL (1)**

- Sean Collins (EHC Olten)

**MACDONALD '15 BECOMES THIRD CORNELLIAN TO HOIST STANLEY CUP**



Patrick Shanahan/Cornell Athletics

ITHACA, N.Y. (JUNE 26, 2022) – **JACOB MACDONALD '15** became the third player in Cornell history to lift the Stanley Cup when his Colorado Avalanche defeated the Tampa Bay Lightning, 2-1, in Game 6 of the 2022 Stanley Cup Playoffs at Amalie Arena in Tampa, Fla.

MacDonald joined six-time winner **KEN DRYDEN** and three-time champion **JOE NIEUWENDYK** in hoisting the oldest existing trophy awarded to a professional sports franchise in North America.

Since graduating from Cornell, MacDonald has played in the ECHL with the Elmira Jackals and Toledo Walleye, the AHL with the Springfield Falcons, Albany and Binghamton Devils, Springfield Thunderbirds and Colorado Eagles around NHL stints with

the Florida Panthers in 2018-19 and the Avalanche in both 2020-21 and 2021-22.

He played eight regular-season games with Colorado this season and has two goals and eight assists in 43 regular season NHL games.

MacDonald was called up from Colorado of the AHL in early June to provide the Avalanche with some additional depth at the defenseman position.

The three-year starter for the Big Red accumulated four goals and 17 assists for 21 points in 104 career games. His plus-6 rating as a senior ranked second on the club.

**CORNELLIANS IN THE NHL**



**CORNELLIANS ACTIVELY IN THE NHL (2)**

PLAYER	YEARS AT CORNELL	NHL SEASON	CURRENT TEAM
Morgan Barron	2018-20	3rd	Winnipeg
Jacob MacDonald	2011-15	4th	Colorado

**NHLERS TO PLAY UNDER SCHAFFER AT CORNELL (28)**

PLAYER	YEAR(S) COACHED	NHL CAREER	TEAM(S)
<b>AS AN ASSISTANT COACH (4)</b>			
Joe Nieuwendyk	1986-87	1987-07	CGY, DAL, NJ, TOR, FLA
Corrie D'Alessio	1987-90	1992-93	HFD
Dan Ratushny	1988-90	1992-93	VAN
Ryan Hughes	1989-90	1995-96	BOS

**AS A HEAD COACH (24)**

Brad Chartrand	1995-96	1999-04	LAK
P.C. Drouin	1995-96	1996-97	BOS
Jean-Marc Pelletier	1995-97	1998-04	PHI, PHX
Matt Underhill	1998-02	2003-04	CHI
Douglas Murray	1999-03	2005-14	SJ, PIT, MTL
Ryan Vesce	2000-04	2008-10	SJ
Mike Iggulden	2001-05	2007-09	SJ, NYI
David LeNeveu	2001-03	2005-11	PHX, CBJ
Matt Moulson	2002-06	2007-18	LA, NYI, BUF, MIN
Ryan O'Byrne	2003-06	2007-13	MTL, COL, TOR
Byron Bitz	2003-07	2008-12	BOS, FLA, VAN
Raymond Sawada	2004-08	2008-11	DAL
Colin Greening	2006-10	2010-16	OTT, TOR
Brendon Nash	2006-10	2010-11	MTL
Ben Scrivens	2006-10	2011-16	TOR, LA, EDM, MTL
Riley Nash	2007-10	2011-21	CAR, BOS, CBJ, WPG, TB, ARI
Sean Collins	2008-12	2012-16	CBJ, WSH
Brian Ferlin	2011-14	2014-15	BOS
Joakim Ryan	2011-15	2017-21	SJ, LA, CAR
<b>Jacob MacDonald</b>	<b>2011-15</b>	<b>2018-</b>	<b>FLA, COL</b>
Cole Bardreau	2011-15	2019-22	NYI
Anthony Angello	2015-18	2019-21	PIT
<b>Morgan Barron</b>	<b>2018-20</b>	<b>2020-</b>	<b>NYR, WPG</b>
Jeff Malott	2016-20	2021-22	WPG

**CORNELLIAN NHLERS IN HOCKEY HALL OF FAME (2)**

**KEN DRYDEN**

G | Montréal | CU from 1966-69

**CAREER STATS**

GP	SV	GAA	SV%
397	10,213	2.24	.922



5-time Vezina Trophy winner, 6-time All-Star



**JOE NIEUWENDYK**

C | Calgary, Dallas, New Jersey, Toronto, Florida | CU from 1984-87

**CAREER STATS**

GP	G	A	PTS
1,257	564	562	1,126



1988 Calder, 1995 Clancy, 1999 Conn Smythe



2022-23 CORNELL BIG RED SKATER CAPSULES



# #2 PETER MUZYKA

Defenseman • Sr. • 6-3 • 194 lbs • Shoots: Left  
 Toronto, Ontario • New Mexico Ice Wolves (NAHL)

SEASON	TEAM	GP	G	A	Points	Shots	Shot%	Pen-Min	+/-	PPG	SHG	GWG	Blk	FOW	FOL	FO%
2021-22	CU	6	0	0	0	0	.000	2-15	1	0	0	0	4	0	0	.000
<b>TOTAL</b>		<b>6</b>	<b>0</b>	<b>0</b>	<b>0</b>	<b>0</b>	<b>.000</b>	<b>2-15</b>	<b>1</b>	<b>0</b>	<b>0</b>	<b>0</b>	<b>4</b>	<b>0</b>	<b>0</b>	<b>.000</b>



**MUZYKA AT A GLANCE**

Most Goals . . . . . N/A  
 Most Assists . . . . . N/A  
 Most Points . . . . . N/A

First Goal . . . . . N/A  
 First Assist . . . . . N/A  
 Last Goal . . . . . N/A  
 Last Assist . . . . . N/A

Longest Point Streak . . . . . N/A  
 Longest Goal Streak . . . . . N/A  
 Longest Assist Streak . . . . . N/A



# #3 JACK O'BRIEN

Defenseman • Fr. • 6-0 • 170 lbs • Shoots: Left  
 White Rock, British Columbia • Nanaimo Clippers (BCHL)



**O'BRIEN AT A GLANCE**

Most Goals . . . . . N/A  
 Most Assists . . . . . N/A  
 Most Points . . . . . N/A

First Goal . . . . . N/A  
 First Assist . . . . . N/A  
 Last Goal . . . . . N/A  
 Last Assist . . . . . N/A

Longest Point Streak . . . . . N/A  
 Longest Goal Streak . . . . . N/A  
 Longest Assist Streak . . . . . N/A



# #4 HANK KEMPF

Defenseman • So. • 6-2 • 200 lbs • Shoots: Left  
 Wilmette, Illinois • Muskegon Lumberjacks (USHL)



SEASON	TEAM	GP	G	A	Points	Shots	Shot%	Pen-Min	+/-	PPG	SHG	GWG	Blk	FOW	FOL	FO%
2021-22	CU	32	0	8	8	54	.000	3-6	8	0	0	0	12	0	0	.000
2022-23	CU	11	0	1	1	7	.000	0-0	5	0	0	0	18	0	0	.000
<b>TOTAL</b>		<b>43</b>	<b>0</b>	<b>9</b>	<b>9</b>	<b>61</b>	<b>.000</b>	<b>3-6</b>	<b>13</b>	<b>0</b>	<b>0</b>	<b>0</b>	<b>30</b>	<b>0</b>	<b>0</b>	<b>.000</b>

**KEMPF AT A GLANCE**

Most Goals . . . . . N/A  
 Most Assists . . . . . 2, at Princeton (1/21/22)  
 Most Points . . . . . 2, at Princeton (1/21/22)

First Goal . . . . . N/A  
 First Assist . . . . . at Dartmouth (11/6/21)  
 Last Goal . . . . . N/A  
 Last Assist . . . . . at St. Lawrence (11/11/22) - 6 games

Longest Point Streak . . . 4 games (11/6/21 - 11/19/21)  
 Longest Goal Streak . . . . . N/A  
 Longest Assist Streak . . . 4 games (11/6/21 - 11/19/21)



# #5 SEBASTIAN DIRVEN

Defenseman • Sr. • 6-3 • 205 lbs • Shoots: Left  
 Bainsville, Ontario • Central Illinois Flying Aces (USHL)



SEASON	TEAM	GP	G	A	Points	Shots	Shot%	Pen-Min	+/-	PPG	SHG	GWG	Blk	FOW	FOL	FO%
2019-20	CU	28	1	3	4	22	.045	9-18	10	0	0	0	17	0	0	.000
2021-22	CU	31	1	5	6	20	.050	11-33	5	0	0	0	24	0	0	.000
2022-23	CU	14	0	2	2	16	.000	4-8	9	0	0	0	11	0	0	.000
<b>TOTAL</b>		<b>73</b>	<b>2</b>	<b>10</b>	<b>12</b>	<b>58</b>	<b>.034</b>	<b>24-59</b>	<b>24</b>	<b>0</b>	<b>0</b>	<b>0</b>	<b>52</b>	<b>0</b>	<b>0</b>	<b>.000</b>

**DIRVEN AT A GLANCE**

Most Goals . . . . . 1, (2x), Last: at Princeton (2/26/22)  
 Most Assists . . . . . 1, (10x), Last: vs. AIC (12/29/22)  
 Most Points . . . . . 1, (12x), Last: vs. AIC (12/29/22)

First Goal . . . . . vs. Colgate (2/9/20)  
 First Assist . . . . . at Union (1/11/20)  
 Last Goal . . . . . at Princeton (2/26/22) - 17 games  
 Last Assist . . . . . vs. AIC (12/29/22) - 1 game

Longest Point Streak . . . 2, (3x), Last: 11/27/21 - 12/3/21  
 Longest Goal Streak . . . . . N/A  
 Longest Assist Streak . . . 2, (2x), Last: 11/27/21 - 12/3/21



# #7 JIMMY RAYHILL

Defenseman • So. • 5-9 • 175 lbs • Shoots: Right  
 New Hartford, New York • Odessa Jackalopes (NAHL)



**RAYHILL AT A GLANCE**

Most Goals . . . . . N/A  
 Most Assists . . . . . N/A  
 Most Points . . . . . N/A

First Goal . . . . . N/A  
 First Assist . . . . . N/A  
 Last Goal . . . . . N/A  
 Last Assist . . . . . N/A

Longest Point Streak . . . . . N/A  
 Longest Goal Streak . . . . . N/A  
 Longest Assist Streak . . . . . N/A

2022-23 CORNELL BIG RED SKATER CAPSULES



# #8 JACK LAGERSTROM

Defenseman • Jr. • 6-2 • 177 lbs • Shoots: Right  
Edina, Minnesota • Tri-City Storm (USHL)

SEASON	TEAM	GP	G.	A	Points	Shots	Shot%	Pen-Min	+/-	PPG	SHG	GWG	Blk	FOW	FOL	FO%
2021-22	CU	14	0	0	0	16	.000	2-4	1	0	0	0	5	0	0	.000
2022-23	CU	7	1	1	2	10	.100	2-4	1	0	0	0	2	0	0	.000
<b>TOTAL</b>		<b>21</b>	<b>1</b>	<b>1</b>	<b>2</b>	<b>26</b>	<b>.038</b>	<b>4-8</b>	<b>2</b>	<b>0</b>	<b>0</b>	<b>0</b>	<b>7</b>	<b>0</b>	<b>0</b>	<b>.000</b>



**LAGERSTROM AT A GLANCE**

**Most Goals** . . . . . 1, vs. Brown (11/19/22)  
**Most Assists** . . . . . 1, vs. Sacred Heart (11/22/22)  
**Most Points** . . . . . 1, (2x), Last: vs. Sacred Heart (11/22/22)

**First Goal** . . . . . vs. Brown (11/19/22)  
**First Assist** . . . . . vs. Sacred Heart (11/22/22)  
**Last Goal** . . . . . vs. Brown (11/19/22) - 1 game  
**Last Assist** . . . . . vs. Sacred Heart (11/22/22)

**Longest Point Streak** . . . . . 2 games (11/19/22 - Present)  
**Longest Goal Streak** . . . . . N/A  
**Longest Assist Streak** . . . . . N/A



# #9 JACK O'LEARY

Forward • Jr. • 5-7 • 162 lbs • Shoots: Right  
St. James, New York • Cedar Rapids RoughRiders (USHL)

SEASON	TEAM	GP	G.	A	Points	Shots	Shot%	Pen-Min	+/-	PPG	SHG	GWG	Blk	FOW	FOL	FO%
2021-22	CU	11	1	1	2	9	.111	4-19	3	0	0	0	1	0	0	.000
2022-23	CU	9	2	3	5	8	.250	0-0	6	0	0	0	9	0	0	.000
<b>TOTAL</b>		<b>20</b>	<b>3</b>	<b>4</b>	<b>7</b>	<b>17</b>	<b>.176</b>	<b>4-19</b>	<b>9</b>	<b>0</b>	<b>0</b>	<b>0</b>	<b>10</b>	<b>0</b>	<b>0</b>	<b>.000</b>



**O'LEARY AT A GLANCE**

**Most Goals** . . . . . 1, (3x), Last: vs. Brown (11/19/22)  
**Most Assists** . . . . . 1, (4x), Last: vs. AIC (12/29/22)  
**Most Points** . . . . . 2, at North Dakota (1/7/22)

**First Goal** . . . . . at North Dakota (1/7/22)  
**First Assist** . . . . . at North Dakota (1/7/22)  
**Last Goal** . . . . . vs. Brown (11/19/22) - 5 games  
**Last Assist** . . . . . vs. AIC (12/29/22) - 1 game

**Longest Point Streak** . . . . . 3 games (11/18/22 - 11/22/22)  
**Longest Goal Streak** . . . . . N/A  
**Longest Assist Streak** . . . . . N/A



# #10 TRAVIS MITCHELL C

Defenseman • Sr. • 6-3 • 207 lbs • Shoots: Left  
South Lyon, Michigan • Omaha Lancers (USHL)

SEASON	TEAM	GP	G.	A	Points	Shots	Shot%	Pen-Min	+/-	PPG	SHG	GWG	Blk	FOW	FOL	FO%
2019-20	CU	29	2	10	12	36	.056	9-29	20	0	0	0	25	1	0	1.000
2021-22	CU	32	3	13	16	70	.043	12-40	14	1	0	0	38	0	0	.000
2022-23	CU	14	4	3	7	23	.174	5-10	6	0	0	1	23	0	0	.000
<b>TOTAL</b>		<b>75</b>	<b>9</b>	<b>26</b>	<b>35</b>	<b>129</b>	<b>.070</b>	<b>26-79</b>	<b>40</b>	<b>1</b>	<b>0</b>	<b>1</b>	<b>86</b>	<b>1</b>	<b>0</b>	<b>1.000</b>



**MITCHELL AT A GLANCE**

**Most Goals** . . . . . 1, (9x), Last: vs. AIC (12/29/22)  
**Most Assists** . . . . . 3, at St. Lawrence (12/3/21)  
**Most Points** . . . . . 3, at St. Lawrence (12/3/21)

**First Goal** . . . . . at Clarkson (11/15/19)  
**First Assist** . . . . . at Michigan State (11/2/19)  
**Last Goal** . . . . . vs. AIC (12/29/22) - 1 game  
**Last Assist** . . . . . vs. AIC (12/29/22) - 1 game

**Longest Point Streak** . . . . . 4 games (2/19/22 - 3/11/22)  
**Longest Goal Streak** . . . . . 3 games (12/2/22 - 12/30/22)  
**Longest Assist Streak** . . . . . 4 games (2/19/22 - 3/11/22)



# #11 SEAN DONALDSON

Forward • Fr. • 5-11 • 180 lbs • Shoots: Left  
Vancouver, British Columbia • Nanaimo Clippers (BCHL)

SEASON	TEAM	GP	G.	A	Points	Shots	Shot%	Pen-Min	+/-	PPG	SHG	GWG	Blk	FOW	FOL	FO%
2022-23	CU	13	1	7	8	28	.036	0-0	5	0	0	0	3	0	0	.000
<b>TOTAL</b>		<b>13</b>	<b>1</b>	<b>7</b>	<b>8</b>	<b>28</b>	<b>.036</b>	<b>0-0</b>	<b>5</b>	<b>0</b>	<b>0</b>	<b>0</b>	<b>3</b>	<b>0</b>	<b>0</b>	<b>.000</b>



**DONALDSON AT A GLANCE**

**Most Goals** . . . . . 1, at Minnesota Duluth (10/29/22)  
**Most Assists** . . . . . 2, (2x), Last: vs. Brown (11/19/22)  
**Most Points** . . . . . 2, (2x), Last: vs. Brown (11/19/22)

**First Goal** . . . . . at Minnesota Duluth (10/29/22)  
**First Assist** . . . . . 2, vs. Yale (11/18/22)  
**Last Goal** . . . . . at Minnesota Duluth (10/29/22) - 11 games  
**Last Assist** . . . . . vs. AIC (12/30/22)

**Longest Point Streak** . . . . . 3 games (11/18/22 - 11/22/22)  
**Longest Goal Streak** . . . . . N/A  
**Longest Assist Streak** . . . . . 3 games (11/18/22 - 11/22/22)



# #12 TIM REGO

Defenseman • Jr. • 6-0 • 172 lbs • Shoots: Right  
Mansfield, Massachusetts • Brooks Bandits (AJHL)

SEASON	TEAM	GP	G.	A	Points	Shots	Shot%	Pen-Min	+/-	PPG	SHG	GWG	Blk	FOW	FOL	FO%
2021-22	CU	32	2	9	11	29	.069	3-6	4	0	0	0	22	0	0	.000
2022-23	CU	14	1	4	5	10	.100	4-8	5	0	0	1	14	0	0	.000
<b>TOTAL</b>		<b>46</b>	<b>3</b>	<b>13</b>	<b>16</b>	<b>39</b>	<b>.077</b>	<b>7-14</b>	<b>9</b>	<b>0</b>	<b>0</b>	<b>1</b>	<b>36</b>	<b>0</b>	<b>0</b>	<b>.000</b>



**REGO AT A GLANCE**

**Most Goals** . . . . . 2, vs. RPI (11/13/21)  
**Most Assists** . . . . . 2, at Harvard (11/5/21)  
**Most Points** . . . . . 3, vs. RPI (11/13/21)

**First Goal** . . . . . 2, vs. RPI (11/13/21)  
**First Assist** . . . . . 2, at Harvard (11/5/21)  
**Last Goal** . . . . . at Princeton (11/4/22) - 11 games  
**Last Assist** . . . . . vs. Harvard (12/2/22) - 3 games

**Longest Point Streak** . . . . . 2, (3x), Last: 11/26/22 - 12/2/22  
**Longest Goal Streak** . . . . . N/A  
**Longest Assist Streak** . . . . . 2, (2x), Last: 11/26/22 - 12/2/22

2022-23 CORNELL BIG RED SKATER CAPSULES



# #13 JACK MALONE

Forward • Sr. • 6-1 • 193 lbs • Shoots: Right  
Madison, New Jersey • Youngstown Phantoms (USHL)



SEASON	TEAM	GP	G.	A	Points	Shots	Shot%	Pen-Min	+/-	PPG	SHG	GWG	Blk	FOW	FOL	FO%
2019-20	CU	27	2	6	8	16	.125	2-4	11	1	0	0	7	9	5	.643
2021-22	CU	32	8	12	20	61	.131	9-26	2	2	0	1	17	18	23	.439
2022-23	CU	14	1	2	3	24	.042	0-0	-1	0	0	1	9	29	31	.483
<b>TOTAL</b>		<b>73</b>	<b>11</b>	<b>20</b>	<b>31</b>	<b>101</b>	<b>.109</b>	<b>11-30</b>	<b>12</b>	<b>3</b>	<b>0</b>	<b>2</b>	<b>33</b>	<b>56</b>	<b>59</b>	<b>.487</b>

### MALONE AT A GLANCE

**Most Goals** . . . . . 1, (10x), Last: vs. AIC (12/29/22)  
**Most Assists** . . . . . 2, (3x), Last: vs. AIC (12/29/22)  
**Most Points** . . . . . 3, vs. AIC (12/29/22)

**First Goal** . . . . . at Michigan State (11/1/19)  
**First Assist** . . . . . vs. Yale (11/9/19)  
**Last Goal** . . . . . vs. AIC (12/29/22) - 1 game  
**Last Assist** . . . . . 2, vs. AIC (12/29/22) - 1 game

**Longest Point Streak** . . . . . 6 games (2/19/22 - 3/13/22)  
**Longest Goal Streak** . . . . . 2, (2x), Last: 1/15/22 - 1/21/22  
**Longest Assist Streak** . . . . . 4 games (2/26/22 - 3/13/22)



# #15 MAX ANDREEV A

Forward • Sr. • 6-0 • 182 lbs • Shoots: Left  
Moscow, Russia • Central Illinois Flying Aces (USHL)



SEASON	TEAM	GP	G.	A	Points	Shots	Shot%	Pen-Min	+/-	PPG	SHG	GWG	Blk	FOW	FOL	FO%
2018-19	CU	22	2	8	10	22	.091	5-10	4	0	0	0	5	121	92	.568
2019-20	CU	24	5	15	20	39	.128	6-12	11	2	0	3	6	119	128	.482
2021-22	CU	22	9	14	23	55	.164	10-23	17	3	0	0	10	228	184	.553
2022-23	CU	12	3	6	9	19	.158	6-12	5	2	0	0	9	102	105	.493
<b>TOTAL</b>		<b>80</b>	<b>19</b>	<b>43</b>	<b>62</b>	<b>135</b>	<b>.141</b>	<b>27-57</b>	<b>37</b>	<b>7</b>	<b>0</b>	<b>3</b>	<b>30</b>	<b>570</b>	<b>509</b>	<b>.528</b>

### ANDREEV AT A GLANCE

**Most Goals** . . . . . 4, vs. RPI (11/13/21)  
**Most Assists** . . . . . 2, (8x), Last: at Princeton (11/4/22)  
**Most Points** . . . . . 6, vs. RPI (11/13/21)

**First Goal** . . . . . vs. Michigan State (10/26/18)  
**First Assist** . . . . . vs. Yale (11/2/18)  
**Last Goal** . . . . . vs. UConn (11/26/22) - 3 games  
**Last Assist** . . . . . vs. AIC (12/29/22) - 1 game

**Longest Point Streak** . . . . . 8 games (11/12/21 - 1/1/22)  
**Longest Goal Streak** . . . . . N/A  
**Longest Assist Streak** . . . . . 4 games (11/12/21 - 11/20/21)



# #16 GABRIEL SEGER

Forward • Sr. • 6-4 • 210 lbs • Shoots: Left  
Uppsala, Sweden • Union College (ECAC)



SEASON	TEAM	GP	G.	A	Points	Shots	Shot%	Pen-Min	+/-	PPG	SHG	GWG	Blk	FOW	FOL	FO%
2019-20	UNI	37	7	15	22	44	.159	4-8	-1	3	0	2	18	204	223	.478
2021-22	UNI	34	7	14	21	54	.130	5-21	-2	3	0	0	18	335	306	.523
2022-23	CU	12	2	8	10	17	.118	2-15	0	1	0	0	4	112	76	.596
<b>TOTAL FOR CU</b>		<b>12</b>	<b>2</b>	<b>8</b>	<b>10</b>	<b>17</b>	<b>.118</b>	<b>2-15</b>	<b>0</b>	<b>1</b>	<b>0</b>	<b>0</b>	<b>4</b>	<b>112</b>	<b>76</b>	<b>.596</b>
<b>TOTAL</b>		<b>83</b>	<b>16</b>	<b>37</b>	<b>53</b>	<b>115</b>	<b>.139</b>	<b>11-44</b>	<b>-3</b>	<b>7</b>	<b>0</b>	<b>2</b>	<b>40</b>	<b>651</b>	<b>605</b>	<b>.518</b>

### SEGER AT A GLANCE

**Most Goals** . . . . . 1, (16x), Last: vs. Yale (11/18/22)  
**Most Assists** . . . . . 3, at St. Lawrence (1/3/20)  
**Most Points** . . . . . 3, (2x), Last: at Princeton (2/5/22)

**First Goal** . . . . . vs. RPI (10/25/19)  
**First Assist** . . . . . vs. Army (10/6/19)  
**Last Goal** . . . . . vs. Yale (11/18/22) - 6 games  
**Last Assist** . . . . . vs. AIC (12/30/22)

**Longest Point Streak** . . . . . 4 games (11/11/22 - 11/26/22)  
**Longest Goal Streak** . . . . . 2, (2x), Last: 2/5/21 - 2/11/21  
**Longest Assist Streak** . . . . . 3 games (12/3/22 - Present)



# #17 DALTON BANCROFT

Forward • Fr. • 6-3 • 200 lbs • Shoots: Right  
Madoc, Ontario • Trenton Golden Hawks (OJHL)




SEASON	TEAM	GP	G.	A	Points	Shots	Shot%	Pen-Min	+/-	PPG	SHG	GWG	Blk	FOW	FOL	FO%
2022-23	CU	13	4	5	9	23	.174	3-6	3	2	0	1	5	1	3	.250
<b>TOTAL</b>		<b>13</b>	<b>4</b>	<b>5</b>	<b>9</b>	<b>23</b>	<b>.174</b>	<b>3-6</b>	<b>3</b>	<b>2</b>	<b>0</b>	<b>1</b>	<b>5</b>	<b>1</b>	<b>3</b>	<b>.250</b>

### BANCROFT AT A GLANCE

**Most Goals** . . . . . 3, vs. UConn (11/26/22)  
**Most Assists** . . . . . 1, (5x), Last: vs. AIC (12/30/22)  
**Most Points** . . . . . 3, vs. UConn (11/26/22)

**First Goal** . . . . . vs. Yale (11/18/22)  
**First Assist** . . . . . at Minnesota Duluth (10/28/22)  
**Last Goal** . . . . . 3, vs. UConn (11/26/22) - 4 games  
**Last Assist** . . . . . vs. AIC (12/30/22)

**Longest Point Streak** . . . . . 4 games (11/18/22 - 11/26/22)  
**Longest Goal Streak** . . . . . N/A  
**Longest Assist Streak** . . . . . 3 games (11/18/22 - 11/22/22)



# #18 KYLER KOVICH

Forward • So. • 6-2 • 182 lbs • Shoots: Left  
Coquitlam, British Columbia • Tri-City Storm (USHL)



SEASON	TEAM	GP	G.	A	Points	Shots	Shot%	Pen-Min	+/-	PPG	SHG	GWG	Blk	FOW	FOL	FO%
2021-22	CU	19	3	1	4	13	.231	4-8	6	0	0	1	7	1	0	1.000
2022-23	CU	7	1	0	1	4	.250	1-2	0	0	0	0	1	0	0	.000
<b>TOTAL</b>		<b>26</b>	<b>4</b>	<b>1</b>	<b>5</b>	<b>17</b>	<b>.235</b>	<b>5-10</b>	<b>6</b>	<b>0</b>	<b>0</b>	<b>1</b>	<b>8</b>	<b>1</b>	<b>0</b>	<b>1.000</b>

### KOVICH AT A GLANCE

**Most Goals** . . . . . 1, (4x), Last: at St. Lawrence (11/11/22)  
**Most Assists** . . . . . 1, at Dartmouth (11/6/21)  
**Most Points** . . . . . 1, (5x), Last: at St. Lawrence (11/11/22)

**First Goal** . . . . . vs. Boston University (11/27/21)  
**First Assist** . . . . . at Dartmouth (11/6/21)  
**Last Goal** . . . . . at St. Lawrence (11/11/22) - 4 games  
**Last Assist** . . . . . at Dartmouth (11/6/21) - 23 games

**Longest Point Streak** . . . . . 2 games (1/7/22 - 1/8/22)  
**Longest Goal Streak** . . . . . 2 games (1/7/22 - 1/8/22)  
**Longest Assist Streak** . . . . . N/A

2022-23 CORNELL BIG RED SKATER CAPSULES



# #19 SULLIVAN MACK

Forward • So. • 6-1 • 189 lbs • Shoots: Left  
Anchorage, Alaska • Salmon Arm Silverbacks (BCHL)

SEASON	TEAM	GP	G.	A	Points	Shots	Shot%	Pen-Min	+/-	PPG	SHG	GWG	Blk	FOW	FOL	FO%
2021-22	CU	20	1	2	2	27	.037	2-4	-3	0	0	1	5	0	0	.000
2022-23	CU	9	3	4	7	9	.333	2-4	4	0	0	1	3	0	0	.000
<b>TOTAL</b>		<b>29</b>	<b>4</b>	<b>5</b>	<b>9</b>	<b>36</b>	<b>.111</b>	<b>4-8</b>	<b>1</b>	<b>0</b>	<b>0</b>	<b>2</b>	<b>8</b>	<b>0</b>	<b>0</b>	<b>.000</b>



**MACK AT A GLANCE**

**Most Goals** . . . . . 2, vs. AIC (12/29/22)  
**Most Assists** . . . . . 2, vs. UConn (11/26/22)  
**Most Points** . . . . . 2, (2x), Last: vs. AIC (12/29/22)

**First Goal** . . . . . at Princeton (2/26/22)  
**First Assist** . . . . . vs. RPI (11/13/21)  
**Last Goal** . . . . . 2, vs. AIC (12/29/22) - 1 game  
**Last Assist** . . . . . 2, vs. UConn (11/26/22) - 4 games

**Longest Point Streak** . . 4 games (11/18/22 - 11/26/22)  
**Longest Goal Streak** . . . . . N/A  
**Longest Assist Streak** . 2 games (11/18/22 - 11/19/22)



# #20 MATT STIENBURG A

Forward • Sr. • 6-2 • 195 lbs • Shoots: Right  
Halifax, Nova Scotia • St. Andrew's College



SEASON	TEAM	GP	G.	A	Points	Shots	Shot%	Pen-Min	+/-	PPG	SHG	GWG	Blk	FOW	FOL	FO%
2019-20	CU	27	5	5	10	31	.161	13-45	12	1	0	1	15	31	40	.437
2021-22	CU	28	13	16	29	63	.206	11-30	11	4	0	4	22	50	67	.427
2022-23	CU	13	2	4	6	34	.059	7-14	-3	1	0	1	13	2	8	.200
<b>TOTAL</b>		<b>68</b>	<b>20</b>	<b>25</b>	<b>45</b>	<b>128</b>	<b>.156</b>	<b>31-89</b>	<b>20</b>	<b>6</b>	<b>0</b>	<b>6</b>	<b>50</b>	<b>83</b>	<b>115</b>	<b>.419</b>



**STIENBURG AT A GLANCE**

**Most Goals** . . . . . 3, at St. Lawrence (12/3/21)  
**Most Assists** . . . . . 3, vs. RPI (11/13/21)  
**Most Points** . . . . . 4, (2x), Last: at St. Lawrence (12/3/21)

**First Goal** . . . . . vs. Ohio State (1/3/20)  
**First Assist** . . . . . vs. Yale (11/9/19)  
**Last Goal** . . . . . vs. UConn (11/26/22) - 3 games  
**Last Assist** . . . . . vs. Dartmouth (12/3/22) - 1 game

**Longest Point Streak** . . 11 games (10/30/21 - 1/1/22)  
**Longest Goal Streak** . . 3 games (2/21/20 - 2/28/20)  
**Longest Assist Streak** . 5 games (11/20/21 - 1/1/22)



# #21 ZACH TUPKER

Forward • Sr. • 6-1 • 197 lbs • Shoots: Left  
Collingwood, Ontario • Carleton Place Canadians (CCHL)

SEASON	TEAM	GP	G.	A	Points	Shots	Shot%	Pen-Min	+/-	PPG	SHG	GWG	Blk	FOW	FOL	FO%
2019-20	CU	20	1	2	3	12	.083	1-2	7	0	0	0	5	50	59	.459
2021-22	CU	32	1	6	7	36	.028	4-8	-1	0	0	0	10	139	133	.511
2022-23	CU	14	3	3	6	32	.094	6-12	3	0	0	1	6	127	84	.602
<b>TOTAL</b>		<b>66</b>	<b>5</b>	<b>11</b>	<b>16</b>	<b>80</b>	<b>.063</b>	<b>11-22</b>	<b>9</b>	<b>0</b>	<b>0</b>	<b>1</b>	<b>21</b>	<b>316</b>	<b>276</b>	<b>.534</b>



**TUPKER AT A GLANCE**

**Most Goals** . . . . . 2, vs. Yale (11/18/22)  
**Most Assists** . . . . . 1, (11x), Last: vs. UConn (11/26/22)  
**Most Points** . . . . . 2, (2x), Last: vs. Yale (11/18/22)

**First Goal** . . . . . vs. Yale (11/9/19)  
**First Assist** . . . . . vs. Colgate (2/9/20)  
**Last Goal** . . . . . 2, vs. Yale (11/18/22) - 7 games  
**Last Assist** . . . . . vs. UConn (11/26/22) - 4 games

**Longest Point Streak** . 3, (2x), Last: 11/12/22 - 11/19/22  
**Longest Goal Streak** . 2 games (11/12/22 - 11/18/22)  
**Longest Assist Streak** . 3 games (1/7/22 - 1/15/22)



# #22 KYLE PENNEY

Forward • Jr. • 6-1 • 204 lbs • Shoots: Left  
Lawrencetown, Nova Scotia • Chilliwack Chiefs (BCHL)

SEASON	TEAM	GP	G.	A	Points	Shots	Shot%	Pen-Min	+/-	PPG	SHG	GWG	Blk	FOW	FOL	FO%
2021-22	CU	32	8	6	14	59	.136	4-8	3	0	0	0	23	25	36	.410
2022-23	CU	13	3	5	8	15	.200	0-0	8	1	0	0	3	37	44	.457
<b>TOTAL</b>		<b>45</b>	<b>11</b>	<b>11</b>	<b>22</b>	<b>74</b>	<b>.149</b>	<b>4-8</b>	<b>11</b>	<b>1</b>	<b>0</b>	<b>0</b>	<b>26</b>	<b>62</b>	<b>80</b>	<b>.437</b>



**PENNEY AT A GLANCE**

**Most Goals** . . . . . 1, (9x), Last: vs. AIC (12/29/22)  
**Most Assists** . . . . . 2, vs. Clarkson (2/19/22)  
**Most Points** . . . . . 3, vs. Brown (11/19/22)

**First Goal** . . . . . at Dartmouth (11/6/21)  
**First Assist** . . . . . vs. Boston University (11/27/21)  
**Last Goal** . . . . . vs. AIC (12/29/22) - 1 game  
**Last Assist** . . . . . vs. AIC (12/29/22) - 1 game

**Longest Point Streak** . 2, (5x), Last: 11/19/22 - 11/22/22  
**Longest Goal Streak** . 2, (4x), Last: 11/19/22 - 11/22/22  
**Longest Assist Streak** . . . . . N/A



# #23 WINTER WALLACE

Forward • Fr. • 6-3 • 215 lbs • Shoots: Right  
Boulder, Colorado • Youngstown Phantoms (USHL)

SEASON	TEAM	GP	G.	A	Points	Shots	Shot%	Pen-Min	+/-	PPG	SHG	GWG	Blk	FOW	FOL	FO%
2022-23	CU	7	2	1	3	8	.250	5-10	3	0	0	0	3	0	0	.000
<b>TOTAL</b>		<b>7</b>	<b>2</b>	<b>1</b>	<b>3</b>	<b>8</b>	<b>.250</b>	<b>5-10</b>	<b>3</b>	<b>0</b>	<b>0</b>	<b>0</b>	<b>3</b>	<b>0</b>	<b>0</b>	<b>.000</b>



**WALLACE AT A GLANCE**

**Most Goals** . . . . . 1, (2x), Last: vs. Brown (11/19/22)  
**Most Assists** . . . . . 1, at Clarkson (11/12/22)  
**Most Points** . . . . . 1, (3x), Last: vs. Brown (11/19/22)

**First Goal** . . . . . at Minnesota Duluth (10/28/22)  
**First Assist** . . . . . at Clarkson (11/12/22)  
**Last Goal** . . . . . vs. Brown (11/19/22) - 2 games  
**Last Assist** . . . . . at Clarkson (11/12/22) - 3 games

**Longest Point Streak** . 2 games (11/12/22 - 11/19/22)  
**Longest Goal Streak** . . . . . N/A  
**Longest Assist Streak** . . . . . N/A

2022-23 CORNELL BIG RED SKATER CAPSULES



# #24 SAM MALINSKI G

Defenseman • Sr. • 5-11 • 189 lbs • Shoots: Right  
Lakeville, Minnesota • Bismarck Bobcats (NAHL)

SEASON	TEAM	GP	G.	A	Points	Shots	Shot%	Pen-Min	+/-	PPG	SHG	GWG	Bk	FOW	FOL	FO%
2019-20	CU	25	4	12	16	61	.066	7-14	14	2	0	1	19	0	0	.000
2021-22	CU	32	5	18	23	81	.062	9-26	20	2	0	1	41	0	0	.000
2022-23	CU	14	1	5	6	34	.029	1-2	-1	0	1	0	18	0	0	.000
<b>TOTAL</b>		<b>71</b>	<b>10</b>	<b>35</b>	<b>45</b>	<b>176</b>	<b>.057</b>	<b>17-42</b>	<b>33</b>	<b>4</b>	<b>1</b>	<b>2</b>	<b>78</b>	<b>0</b>	<b>0</b>	<b>.000</b>



### MALINSKI AT A GLANCE

**Most Goals** . . . 1, (10x), Last: at St. Lawrence (11/11/22)  
**Most Assists** . . . . . 3, vs. Princeton (1/21/22)  
**Most Points** . . . . . 3, (2x), Last: vs. Princeton (1/21/22)

**First Goal** . . . . . at Michigan State (11/2/19)  
**First Assist** . . . . . at Michigan State (11/1/19)  
**Last Goal** . . . . . at St. Lawrence (11/11/22) - 9 games  
**Last Assist** . . . . . vs. AIC (12/30/22)

**Longest Point Streak** . . . 4, (2x), Last: 2/22/20 - 10/29/21  
**Longest Goal Streak** . . . 2, (2x), Last: 2/22/20 - 2/28/20  
**Longest Assist Streak** . . . 4 games (11/1/19 - 11/9/19)

### PSENICKA AT A GLANCE

**Most Goals** . . . . . 2, (2x), Last: vs. AIC (12/29/22)  
**Most Assists** . . . . . 2, at North Dakota (1/7/22)  
**Most Points** . . . . . 3, (2x), Last: vs. AIC (12/29/22)

**First Goal** . . . . . vs. Alaska (10/29/21)  
**First Assist** . . . . . at Dartmouth (11/6/21)  
**Last Goal** . . . . . vs. AIC (12/30/22)  
**Last Assist** . . . . . vs. AIC (12/29/22) - 1 game

**Longest Point Streak** . . . 4 games (3/11/22 - 10/28/22)  
**Longest Goal Streak** . . . 2, (4x), Last: **12/29/22 - Present**  
**Longest Assist Streak** . . . 4 games (3/11/22 - 10/28/22)



# #26 ONDREJ PSENICKA

Forward • So. • 6-6 • 211 lbs • Shoots: Left  
Prague, Czechia • Waterloo Black Hawks (USHL)

SEASON	TEAM	GP	G.	A	Points	Shots	Shot%	Pen-Min	+/-	PPG	SHG	GWG	Bk	FOW	FOL	FO%
2021-22	CU	32	12	9	21	68	.176	9-18	21	2	1	3	11	18	17	.514
2022-23	CU	14	4	4	8	29	.138	3-6	6	0	0	0	6	31	34	.477
<b>TOTAL</b>		<b>46</b>	<b>16</b>	<b>13</b>	<b>29</b>	<b>97</b>	<b>.165</b>	<b>12-24</b>	<b>27</b>	<b>2</b>	<b>1</b>	<b>3</b>	<b>17</b>	<b>49</b>	<b>51</b>	<b>.490</b>



### SUDA AT A GLANCE

**Most Goals** . . . . . N/A  
**Most Assists** . . . . . 1, (3x), Last: vs. AIC (12/29/22)  
**Most Points** . . . . . 1, (3x), Last: vs. AIC (12/29/22)

**First Goal** . . . . . N/A  
**First Assist** . . . . . at Minnesota Duluth (10/29/22)  
**Last Goal** . . . . . N/A  
**Last Assist** . . . . . vs. AIC (12/29/22) - 1 game

**Longest Point Streak** . . . . . N/A  
**Longest Goal Streak** . . . . . N/A  
**Longest Assist Streak** . . . . . N/A



# #27 MICHAEL SUDA

Defenseman • So. • 6-1 • 180 lbs • Shoots: Left  
Cheektowaga, New York • Fargo Force (USHL)

SEASON	TEAM	GP	G.	A	Points	Shots	Shot%	Pen-Min	+/-	PPG	SHG	GWG	Bk	FOW	FOL	FO%
2021-22	CU	6	0	0	0	5	.000	0-0	-1	0	0	0	1	0	0	.000
2022-23	CU	13	0	3	3	8	.000	0-0	-2	0	0	0	9	0	1	.000
<b>TOTAL</b>		<b>19</b>	<b>0</b>	<b>3</b>	<b>3</b>	<b>13</b>	<b>.000</b>	<b>0-0</b>	<b>-3</b>	<b>0</b>	<b>0</b>	<b>0</b>	<b>10</b>	<b>0</b>	<b>1</b>	<b>.000</b>




### DESANTIS AT A GLANCE

**Most Goals** . . . . . 2, vs. AIC (12/30/22)  
**Most Assists** . . . . . 1, vs. AIC (12/29/22)  
**Most Points** . . . . . 2, (2x), Last: vs. AIC (12/30/22)

**First Goal** . . . . . at St. Lawrence (11/11/22)  
**First Assist** . . . . . vs. AIC (12/29/22)  
**Last Goal** . . . . . 2, vs. AIC (12/30/22)  
**Last Assist** . . . . . vs. AIC (12/29/22)

**Longest Point Streak** . . . 2 games (**12/29/22 - Present**)  
**Longest Goal Streak** . . . 2 games (**12/29/22 - Present**)  
**Longest Assist Streak** . . . . . N/A



# #28 NICK DESANTIS

Forward • Fr. • 5-9 • 155 lbs • Shoots: Right  
Collegeville, Pennsylvania • Madison Capitols (USHL)

SEASON	TEAM	GP	G.	A	Points	Shots	Shot%	Pen-Min	+/-	PPG	SHG	GWG	Bk	FOW	FOL	FO%
2022-23	CU	10	5	1	6	13	.385	3-6	2	2	0	1	2	0	0	.000
<b>TOTAL</b>		<b>10</b>	<b>5</b>	<b>1</b>	<b>6</b>	<b>13</b>	<b>.385</b>	<b>3-6</b>	<b>2</b>	<b>2</b>	<b>0</b>	<b>1</b>	<b>2</b>	<b>0</b>	<b>0</b>	<b>.000</b>



### BERARD AT A GLANCE

**Most Goals** . . . . . 3, (2x), Last: at Dartmouth (11/6/21)  
**Most Assists** . . . . . 2, (4x), Last: vs. AIC (12/30/22)  
**Most Points** . . . . . 3, (2x), Last: at Dartmouth (11/6/21)

**First Goal** . . . . . vs. Princeton (11/23/19)  
**First Assist** . . . . . at Michigan State (11/2/19)  
**Last Goal** . . . . . at Minnesota Duluth (10/29/22) - 11 games  
**Last Assist** . . . . . 2, vs. AIC (12/30/22)

**Longest Point Streak** . . . 5 games (11/15/19 - 11/30/19)  
**Longest Goal Streak** . . . 3 games (3/11/22 - 3/13/22)  
**Longest Assist Streak** . . . 3, (2x), Last: 2/8/20 - 2/14/20



# #29 BEN BERARD

Forward • Sr. • 6-0 • 191 lbs • Shoots: Left  
Duncan, British Columbia • Powell River Kings (BCHL)

SEASON	TEAM	GP	G.	A	Points	Shots	Shot%	Pen-Min	+/-	PPG	SHG	GWG	Bk	FOW	FOL	FO%
2019-20	CU	27	7	10	17	66	.106	2-4	8	4	0	1	4	5	9	.357
2021-22	CU	26	14	9	23	87	.161	3-6	11	5	0	3	10	0	0	.000
2022-23	CU	14	1	8	9	39	.026	2-4	-5	0	0	0	13	0	0	.000
<b>TOTAL</b>		<b>67</b>	<b>22</b>	<b>27</b>	<b>49</b>	<b>192</b>	<b>.115</b>	<b>7-14</b>	<b>14</b>	<b>9</b>	<b>0</b>	<b>4</b>	<b>27</b>	<b>5</b>	<b>9</b>	<b>.357</b>





2022-23 CORNELL BIG RED GOALTENDER CAPSULES



# #30 IAN SHANE

Goaltender • So. • 6-0 • 167 lbs • Catches: Left  
 Manhattan Beach, California • Bismarck Bobcats (NAHL)

SEASON	TEAM	GP-GS	Minutes	GA	GAAvg	Saves	Save%	W	L	T	Sho	PPG	SHG
2021-22	CU	17 - 16	979.45	28	1.72	387	.933	7	6	3	3	10	0
2022-23	CU	13 - 11	705.22	18	1.54	225	.926	7	4	1	2	4	0
<b>TOTAL</b>		<b>30 - 27</b>	<b>1684.67</b>	<b>46</b>	<b>1.64</b>	<b>612</b>	<b>.930</b>	<b>14</b>	<b>10</b>	<b>4</b>	<b>5</b>	<b>14</b>	<b>0</b>



**SHANE AT A GLANCE**

Most Saves . . . . . 42, at Quinnipiac (2/25/22)  
 Assists . . . . . N/A

First Game . . . . . at Arizona State (1/2/22)  
 First Start . . . . . at North Dakota (1/7/22)  
 First Shutout . . . . . at Yale (1/15/22)

Last Shutout . . . . . vs. Dartmouth (12/3/22) - 2 games  
 Last Assist . . . . . N/A



# #33 REMINGTON KEOPPLE

Goaltender • Fr. • 6-2 • 190 lbs • Catches: Left  
 New Richmond, Wisconsin • Des Moines Buccaneers (USHL)

SEASON	TEAM	GP-GS	Minutes	GA	GAAvg	Saves	Save%	W	L	T	Sho	PPG	SHG
2022-23	CU	4 - 3	129.47	7	3.25	36	.837	1	1	0	0	1	1
<b>TOTAL</b>		<b>4 - 3</b>	<b>129.47</b>	<b>7</b>	<b>3.25</b>	<b>36</b>	<b>.837</b>	<b>1</b>	<b>1</b>	<b>0</b>	<b>0</b>	<b>1</b>	<b>1</b>



**KEOPPLE AT A GLANCE**

Most Saves . . . . . 17, vs. Brown (11/19/22)  
 Assists . . . . . N/A

First Game . . . . . at Minnesota Duluth (10/29/22)  
 First Start . . . . . at Minnesota Duluth (10/29/22)  
 First Shutout . . . . . N/A

Last Shutout . . . . . N/A  
 Last Assist . . . . . N/A



# #34 RYAN MCINCHAK

Goaltender • Jr. • 6-0 • 175 lbs • Catches: Left  
 Trenton, Michigan • American International College (AHA)

SEASON	TEAM	GP-GS	Minutes	GA	GAAvg	Saves	Save%	W	L	T	Sho	PPG	SHG
2020-21	AIC	2 - 1	99.55	0	0	37	1.000	1	0	0	1	0	0
2021-22	AIC	1 - 0	33.07	1	1.82	13	.929	0	1	0	0	0	0
2022-23	CU	1 - 0	3.35	1	17.92	1	.500	0	0	0	0	0	0
<b>TOTAL FOR CU</b>		<b>1 - 0</b>	<b>3.35</b>	<b>1</b>	<b>17.92</b>	<b>1</b>	<b>.500</b>	<b>0</b>	<b>0</b>	<b>0</b>	<b>0</b>	<b>0</b>	<b>0</b>
<b>TOTAL</b>		<b>4 - 1</b>	<b>135.97</b>	<b>2</b>	<b>0.89</b>	<b>51</b>	<b>.962</b>	<b>1</b>	<b>1</b>	<b>0</b>	<b>1</b>	<b>0</b>	<b>0</b>



**MCINCHAK AT A GLANCE**

Most Saves . . . . . 20, vs. Holy Cross (1/30/21)  
 Assists . . . . . N/A

First Game . . . . . vs. Holy Cross (1/29/21)  
 First Start . . . . . vs. Holy Cross (1/30/21)  
 First Shutout . . . . . vs. Holy Cross (1/30/21)

Last Shutout . . . . . vs. Holy Cross (1/30/21) - 3 games  
 Last Assist . . . . . N/A

2022-23 GAME HIGHS

CORNELL HIGHS

POINTS	21	vs. AIC (12/29/22)
GOALS	8	vs. AIC (12/29/22)
ASSISTS	13	vs. AIC (12/29/22)
SHOTS ON GOAL	39	vs. Brown (11/19/22)
SAVES	29	at Minnesota Duluth (10/28/22)
PENALTIES	7	at Clarkson (11/12/22)
PIM	23	at Quinnipiac (11/5/22)

OPPONENT HIGHS

POINTS	10	vs. AIC (12/29/22)
GOALS	4	(3x), Last: vs. AIC (12/29/22)
ASSISTS	6	(2x), Last: vs. AIC (12/29/22)
SHOTS ON GOAL	32	at Minnesota Duluth (10/28/22)
SAVES	34	(2x), Last: at Princeton (11/4/22)
PENALTIES	7	at Clarkson (11/12/22)
PIM	25	at Clarkson (11/12/22)

CORNELL LOWS

POINTS	0	at Quinnipiac (11/5/22)
GOALS	0	at Quinnipiac (11/5/22)
ASSISTS	0	at Quinnipiac (11/5/22)
SHOTS ON GOAL	9	at Quinnipiac (11/5/22)
SAVES	9	vs. AIC (12/29/22)
PENALTIES	1	vs. Harvard (12/2/22)
PIM	2	vs. Harvard (12/2/22)

OPPONENT LOWS

POINTS	0	(2x), Last: vs. Dartmouth (12/3/22)
GOALS	0	(2x), Last: vs. Dartmouth (12/3/22)
ASSISTS	0	(3x), Last: vs. Dartmouth (12/3/22)
SHOTS ON GOAL	11	vs. Dartmouth (12/3/22)
SAVES	9	at Quinnipiac (11/5/22)
PENALTIES	0	vs. Harvard (12/2/22)
PIM	0	vs. Harvard (12/2/22)

FIVE-YEAR SITUATIONAL STATS

	2022-23	2021-22	2019-20	2018-19	2017-18	5-YR TOTAL
Overall...	8-5-1	18-10-4	23-2-4	21-11-4	25-6-2	95-34-15
ECAC Hockey games...	5-3-0	12-6-4	18-2-2	13-5-4	17-3-2	65-19-12
Ivy League games...	4-1-0	5-3-2	9-1-1	8-3-1	9-1-1	35-9-5
Non-conference games...	3-2-1	6-4-0	5-0-2	8-6-0	8-3-0	30-15-3
At home...	5-1-1	9-4-3	11-0-2	12-6-0	15-2-0	52-13-6
On the road...	2-4-0	8-6-1	10-2-1	7-2-4	9-2-2	36-16-8
At a neutral site...	1-0-0	1-0-0	2-0-1	2-3-0	1-2-0	7-5-1
Leading after the 1st...	5-1-0	10-3-3	15-0-0	15-3-1	13-2-0	58-9-4
Trailing after the 1st...	2-4-1	2-6-1	0-1-0	2-5-2	2-2-1	8-18-5
Tied after the 1st...	1-0-0	6-1-0	8-1-4	4-3-1	10-2-1	29-7-6
Leading after the 2nd...	7-0-0	12-0-1	20-0-0	20-2-2	19-0-0	78-2-3
Trailing after the 2nd...	1-4-1	3-8-1	0-2-3	0-8-0	1-4-1	5-26-6
Tied after the 2nd...	0-1-0	3-2-2	3-0-1	1-1-2	5-2-1	12-6-6
Outshooting opponent...	8-3-1	12-8-2	17-1-3	14-9-1	15-4-1	66-25-8
Being outshot...	0-1-0	5-1-2	3-1-1	7-2-3	9-2-1	24-7-7
Shots are even...	0-1-0	1-1-0	3-0-0	0-0-0	1-0-0	5-2-0
One-goal margin...	2-2	7-7	3-1	6-6	10-3	28-19
Two-goal margin...	1-2	3-1	7-0	7-1	6-1	24-5
Three-plus-goal margin...	5-1	8-2	13-1	8-4	9-2	43-10
Scoring first...	6-1-0	12-2-3	20-0-1	20-6-2	22-4-0	80-13-6
Opponent scores first...	2-4-1	6-8-1	3-2-3	1-5-2	3-2-1	15-21-8
In October...	0-2-0	2-0-0	0-0-0	0-2-0	2-0-0	4-4-0
In November...	6-2-0	6-1-0	9-0-0	5-3-0	7-1-0	33-7-0
In December...	2-1-1	1-0-1	1-1-0	1-0-0	2-1-0	7-3-2
In January...	0-0-0	4-3-2	4-1-4	6-1-1	7-0-1	21-5-8
In February...	0-0-0	4-4-1	9-0-0	4-2-2	5-2-1	22-8-4
In March...	0-0-0	1-2-0	0-0-0	5-3-1	2-2-0	8-7-1
On a Sunday...	0-0-0	0-2-0	1-0-0	1-1-0	0-0-0	2-3-0
On a Monday...	0-0-0	0-0-0	0-0-0	0-0-0	0-0-0	0-0-0
On a Tuesday...	1-0-0	0-1-0	0-0-0	0-0-0	1-0-0	2-1-0
On a Wednesday...	0-0-0	0-0-0	0-0-0	0-0-0	0-0-0	0-0-0
On a Thursday...	1-0-0	0-0-0	0-0-0	0-0-0	0-0-0	1-0-0
On a Friday...	3-2-1	7-5-1	11-1-1	10-5-1	12-2-1	43-15-5
On a Saturday...	3-3-0	11-2-3	11-1-3	10-5-3	13-4-0	48-15-9
First of back-to-back...	4-2-0	7-6-1	12-1-1	11-5-1	11-1-2	45-15-5
Second of back-to-back...	2-3-1	9-2-3	10-1-3	9-5-3	11-3-0	41-14-10
Third in three days...	0-0-0	0-1-0	0-0-0	1-0-0	0-0-0	1-1-0
In a single game...	2-0-0	2-1-0	1-0-0	0-1-0	3-2-0	8-4-0
In overtime...	0-1-1	4-1-4	0-0-4	0-0-4	0-3-4	4-5-17
In shootouts...	1-0	0-4	0-0	0-1	0-0	1-5
vs. ECAC Hockey opp...	5-3-0	13-8-4	18-2-2	16-8-4	19-4-2	71-25-12
vs. Atlantic Hockey opp...	2-0-1	0-0-0	0-0-0	0-0-0	2-0-0	4-0-1
vs. Hockey East opp...	1-0-0	1-0-0	1-0-1	1-1-0	1-1-0	5-2-1
vs. Big Ten opp...	0-0-0	0-0-0	3-0-0	0-2-0	0-0-0	3-2-0
vs. NCHC opp...	0-2-0	2-0-0	0-0-0	0-0-0	1-1-0	3-3-0
vs. WCHA opp...	0-0-0	0-0-0	1-0-1	2-0-0	2-0-0	5-0-1
vs. Independent opp...	0-0-0	2-2-0	0-0-0	2-0-0	0-0-0	4-2-0
Ranked in USA Today poll...	1-4-0	5-1-0	4-0-1	5-3-2	2-2-1	17-10-4
Ranked in USCHO.com poll...	1-4-0	5-1-1	6-1-3	7-3-2	6-3-1	25-12-7

## 2022-23 CORNELL TEAM AND PLAYER COMBINED STATISTICS

## Team Results

Date	Opponent	Score	Att.
10/28/2022	at Minn. Duluth	L 2-3	4158
10/29/2022	at Minn. Duluth	L 2-4	4395
* 11/04/2022	at Princeton	W 3-1	2171
* 11/05/2022	at Quinnipiac	L 0-2	3439
* 11/11/2022	at St. Lawrence	W 5-1	1395
* 11/12/2022	at Clarkson	L 1-4	2782
* 11/18/2022	Yale	W 5-2	3717
* 11/19/2022	Brown	W 5-1	3695
11/22/2022	Sacred Heart	W 2-1	2772
11/26/2022	vs UConn	W 6-0	12247
* 12/02/2022	Harvard	Lot 1-2	4267
* 12/03/2022	Dartmouth	W 1-0	4267
12/29/2022	American Int'l	W 8-4	2927
12/30/2022	American Int'l	Tot 3-3	3024

## Team Statistics

	CU	OPP
<b>SHOT STATISTICS</b>		
Goals-Shot attempts	44-410	28-290
Shot pct.	.107	.097
Goals/Game	3.14	2.00
Shots/Game	29.29	20.71
<b>POWER PLAYS</b>		
Goals-Power Plays	9-45	5-48
Conversion pct.	.200	.104
Shot Attempts	62	52
Shot pct.	.145	.096
<b>SHORT-HANDED</b>		
Goals-Shot attempts	1-13	1-5
Shot pct.	.077	.200
<b>GOAL BREAKDOWN</b>		
Power Play	9	5
Short-handed	1	1
Empty net	2	2
Penalty	0	0
Unassisted	1	3
Overtime	0	1
Delayed Penalty	0	0
Game winning	8	5
First Goal	7	7
Game Tying Goal	1	0
Extra Attacker	1	0
<b>BLOCKS</b>		
Blocks	184	175
Blocks/Game	13.14	12.50
<b>PENALTIES</b>		
Number	57	53
Minutes	125	117
Penalties/Game	4.07	3.79
Pen minutes/Game	8.93	8.36
<b>FACEOFFS (W-L)</b>		
Faceoff W-L pct.	.533	.467
<b>SHOOTOUTS (Made-Att)</b>		
	2-3	0-2

## Game Records

Record	Overall	Home	Away	Neutral
ALL GAMES	8-5-1	5-1-1	2-4-0	1-0-0
CONFERENCE	5-3-0	3-1-0	2-2-0	0-0-0
NON-CONFERENCE	3-2-1	2-0-1	0-2-0	1-0-0

#	Player	GP	Shots					PEN-MIN	PP/SH	BLK	Faceoffs			
			G	A	PTS	SH	SH%				FOW	FOL	FO%	
16	Seger, Gabriel	12	2	8	10	17	.118	2-15	1	0	4	112	76	.596
17	Bancroft, Dalton	13	4	5	9	23	.174	3-6	2	0	5	1	3	.250
15	Andreev, Max	12	3	6	9	19	.158	6-12	2	0	9	102	105	.493
29	Berard, Ben	14	1	8	9	39	.026	2-4	0	0	13	0	0	.000
26	Psenicka, Ondrej	14	4	4	8	29	.138	3-6	0	0	6	31	34	.477
22	Penney, Kyle	13	3	5	8	15	.200	0-0	1	0	3	37	44	.457
11	Donaldson, Sean	13	1	7	8	28	.036	0-0	0	0	3	0	0	.000
10	Mitchell, Travis	14	4	3	7	23	.174	5-10	0	0	23	0	0	.000
19	Mack, Sullivan	9	3	4	7	9	.333	2-4	0	0	3	0	0	.000
28	DeSantis, Nick	10	5	1	6	13	.385	3-6	2	0	2	0	0	.000
21	Tupker, Zach	14	3	3	6	32	.094	6-12	0	0	6	127	84	.602
20	Stienburg, Matt	13	2	4	6	34	.059	7-14	1	0	13	2	8	.200
24	Malinski, Sam	14	1	5	6	34	.029	1-2	0	1	18	0	0	.000
9	O'Leary, Jack	9	2	3	5	8	.250	0-0	0	0	9	0	0	.000
12	Rego, Tim	14	1	4	5	10	.100	4-8	0	0	14	0	0	.000
23	Wallace, Winter	7	2	1	3	8	.250	5-10	0	0	3	0	0	.000
13	Malone, Jack	14	1	2	3	24	.042	0-0	0	0	9	29	31	.483
27	Suda, Michael	13	0	3	3	8	.000	0-0	0	0	9	0	1	.000
8	Lagerstrom, Jack	7	1	1	2	10	.100	2-4	0	0	2	0	0	.000
5	Dirven, Sebastian	14	0	2	2	16	.000	4-8	0	0	11	0	0	.000
18	Kovich, Kyler	7	1	0	1	4	.250	1-2	0	0	1	0	0	.000
4	Kempf, Hank	11	0	1	1	7	.000	0-0	0	0	18	0	0	.000
34	McInchak, Ryan	1	0	0	0	0	.000	0-0	0	0	0	0	0	.000
30	Shane, Ian	13	0	0	0	0	.000	1-2	0	0	0	0	0	.000
33	Keopple, Remington	4	0	0	0	0	.000	0-0	0	0	0	0	0	.000
TM	TEAM	14	0	0	0	0	.000	0-0	0	0	0	0	0	.000
<b>Totals</b>		<b>14</b>	<b>44</b>	<b>80</b>	<b>124</b>	<b>410</b>	<b>.107</b>	<b>57-125</b>	<b>9</b>	<b>1</b>	<b>184</b>	<b>441</b>	<b>386</b>	<b>.533</b>
<b>Opponents</b>		<b>14</b>	<b>28</b>	<b>40</b>	<b>68</b>	<b>290</b>	<b>.097</b>	<b>53-117</b>	<b>5</b>	<b>1</b>	<b>175</b>	<b>386</b>	<b>441</b>	<b>.467</b>

#	Player	GP	MIN	GA	GA AVG	SAVES	SAVES%	W-L-T-SHO
34	McInchak, Ryan	1	03:21	1	17.91	1	.500	0-0-0-0
30	Shane, Ian	13	705:13	18	1.53	225	.926	7-4-1-2
33	Keopple, Remington	4	129:28	7	3.24	36	.837	1-1-0-0
TM	EMPTY NET	-	08:09	2	14.72	0	.000	0-0-0-0
<b>Totals</b>		<b>14</b>	<b>846:11</b>	<b>28</b>	<b>1.99</b>	<b>262</b>	<b>.903</b>	<b>8-5-1-2</b>
<b>Opponents</b>		<b>14</b>	<b>846:11</b>	<b>44</b>	<b>3.12</b>	<b>366</b>	<b>.893</b>	<b>5-8-1-1</b>

## Attendance Summary

	CU	Opponents
Total	24669	18340
Dates/Avg Per Date	7 / 3524	6 / 3057
Neutral Site #/Avg	1 / 12247	

## Goals by Periods

Team	1st	2nd	3rd	OT	TOTAL
CU	13	18	13	0	44
Opponents	13	6	8	1	28

## Shots by Periods

Team	1st	2nd	3rd	OT	TOTAL
CU	131	156	120	3	410
Opponents	101	83	102	4	290

## Saves by Periods

Team	1st	2nd	3rd	OT	TOTAL
CU	88	77	94	3	262
Opponents	118	138	107	3	366

## THE LAST TIME ...

GAME NUMBERS FOR HOME, ROAD, NEUTRAL SITE, AND HOME-AND-HOME SERIES ARE BASED UPON THOSE TYPES OF GAMES

## SCORING

Recorded a Hat Trick at Home (19 games)	11/13/21 at RPI (Max Andreev – 4 goals)
Recorded a Hat Trick on the Road (18 games)	12/3/21 at St. Lawrence (Matt Stienburg)
Recorded a Hat Trick at Neutral Site (0 games)	11/26/22 vs. UConn (Dalton Bancroft)
Allowed Hat Trick at Home (359 games)	3/5/99 vs. St. Lawrence (John Poapst)
Allowed Hat Trick on the Road (70 games)	11/5/16 at Harvard (Lewis Zerter-Gossage)
Allowed Hat Trick at Neutral Site (52 games)	3/21/09 vs. Yale (Sean Backman)
Scored Two Hat Tricks in a Game (922 games)	2/26/94 vs. Yale (Jake Karam & Vincent Auger)
Defenseman Scored Hat Trick (1,266 games)	2/20/82 vs. Maine (Joe Gallant)
Hat Trick in Consecutive Games (1,017 games)	1/22/91 at Colgate; 1/26/91 at Dartmouth (Doug Derraugh)
Hat Trick in 3+ Straight Games (1,390 games)	1/21/78 vs. Yale; 1/25/78 vs. Princeton; 1/28/78 vs. Penn (Brock Tredway)
Scored 4+ Goals in a Game (40 games)	11/13/21 vs. RPI (Max Andreev – 4 goals)
Scored 5+ Goals in a Game (1,760 games)	1/13/65 vs. Hamilton (Doug Ferguson – 6 goals)
Two Multi-Goal Scorers in a Game (1 game)	12/29/22 vs. AIC (Sullivan Mack and Ondrej Psenicka)
Three Multi-Goal Scorers in a Game (114 games)	3/9/18 vs. Quinnipiac (Alex Rauter, Beau Starrett & Mitch Vanderlaan)

## SCORING MARGINS

Shut out Opponent at Home (2 games)	12/3/22 vs. Dartmouth (Ian Shane, 11 saves)
Shut out Opponent on the Road (6 games)	2/26/22 at Princeton (Ian Shane, 23 saves)
Shut out Opponent at Neutral Site (0 games)	11/26/22 vs. UConn (Ian Shane, 27 saves)
Were Shut out at Home (65 games)	11/18/17 vs. Clarkson (Jake Kielly, 15 saves)
Were Shut out on the Road (2 games)	11/5/22 at Quinnipiac (Yaniv Perets, 9 saves)
Were Shut out at Neutral Site (5 games)	3/31/19 vs. Providence (Hayden Hawkey, 19 saves)
Recorded Two Straight Shutouts (17 games)	2/25/22 at Quinnipiac (Ian Shane, 42 saves) 2/26/22 at Princeton (Ian Shane, 23 saves)
Recorded Three Straight Shutouts (47 games)	2/21/20 at Yale (Matthew Galajda, 17 saves) 2/22/20 at Brown (Matthew Galajda, 19 saves) 2/28/20 vs. St. Lawrence (Matthew Galajda, 26 saves)
Shut out in Two Straight Games (231 games)	12/28/14 vs. Lake Superior St. (Gordon Defiel, 39 saves) 12/29/14 vs. Miami (Jay Williams, 15 saves)
Shut out in Three Straight Games (1,858 games)	2/6/60 vs. Princeton (Clifford Michel - 14 saves) 2/12/60 at Dartmouth (Tom Wahman - 15 saves) 2/13/60 at Brown (Roderick McGarry - 26 saves)
Won 1-0 Game at Home (2 games)	12/3/22 vs. Dartmouth (Travis Mitchell)
Lost 1-0 Game at Home (108 games)	2/6/15 vs. Quinnipiac (Travis St. Denis)
Won 1-0 Game on Road (7 games)	2/25/22 at Quinnipiac (Jack Malone)
Lost 1-0 Game on Road (83 games)	1/15/16 at RPI (Chris Bradley)
Won 1-0 Game at Neutral Site (231 games)	12/30/67 vs. Toronto (Bob McGuinn)
Lost 1-0 Game at Neutral Site (63 games)	3/26/06 vs. Wisconsin (Jack Skille)
Won by 5+ Goals at Home (19 games)	11/13/21 vs. RPI (W, 11-3)
Lost by 5+ Goals at Home (103 games)	3/7/15 vs. Union (L, 0-7)
Won by 5+ Goals on Road (30 games)	11/16/19 vs. St. Lawrence (W, 6-1)
Lost by 5+ Goals on Road (25 games)	1/31/20 at Quinnipiac (L, 0-5)
Won by 5+ Goals at Neutral Site (0 games)	11/26/22 vs. UConn (W, 6-0)
Lost by 5+ Goals at Neutral Site (13 games)	3/25/17 vs. UMass Lowell (L, 0-5)

## OVERTIME GAMES

Won Home Game in Overtime (15 games)	1/22/22 vs. Quinnipiac (Ben Berard)
Lost Home Game in Overtime (3 games)	12/2/22 vs. Harvard (Sean Farrell)
Won Road Game in Overtime (86 games)	11/14/15 at Colgate (Anthony Angello)
Lost Road Game in Overtime (80 games)	1/30/16 at St. Lawrence (Joe Sullivan)
Won Neutral Site Game in Overtime (20 games)	12/28/15 vs. Providence (Jeff Kubiak)
Lost Neutral Site Game in Overtime (7 games)	3/23/19 vs. Clarkson (Chris Klack)

## TEAM SCORING

Scored 10+ Goals at Home (19 games)	11/13/21 vs. RPI (W, 11-3)
Allowed 10+ Goals at Home (524 games)	1/21/87 vs. Colgate (L, 4-10)
Scored 10+ Goals on Road (438 games)	2/18/89 at Brown (W, 10-3)
Allowed 10+ Goals on Road (113 games)	3/16/13 at Quinnipiac (L, 0-10)
Scored 10+ Goals at Neutral Site (151 games)	1/4/85 vs. McGill (T, 10-10)
Allowed 10+ Goals at Neutral Site (119 games)	12/27/95 vs. Colorado College (L, 0-11)
5-Goal Period at Home (1 game)	12/29/22 vs. AIC (5 goals – 2nd period)
5-Goal Period on Road (253 games)	11/15/02 at Vermont (5 goals – 1st period)
5-Goal Period at Neutral Site (149 games)	3/16/85 vs. Clarkson (5 goals – 3rd period)
Scored 3+ Power-Play Goals (46 games)	2/29/20 vs. Clarkson (3 goals)
Allowed 3+ Power-Play Goals (54 games)	2/1/20 at Princeton (3 goals)
Scored 4+ Power-Play Goals (274 games)	10/26/13 at Omaha (4 goals)
Allowed 4+ Power-Play Goals (518 games)	3/18/06 vs. Harvard (5 goals)
Scored a Short-Handed Goal (9 games)	11/11/22 at St. Lawrence (Sam Malinski)
Scored 2+ Short-Handed Goals (329 games)	1/13/12 at Quinnipiac (Sean Collins & Joel Lowry)
Allowed a Short-Handed Goal (6 games)	11/19/22 vs. Brown (Matt Sutton)
Allowed 2+ Short-Handed Goals (22 games)	2/11/22 at RPI (Jake Johnson & Jakob Lacka)
Scored a Short-Handed Goal in OT (239 games)	11/14/14 vs. Clarkson (Eric Freschi)
Scored SHG in Consecutive Games (491 games)	2/9/07 at Union (Mitch Carefoot) 2/10/07 at RPI (Mark McCutcheon)

## EMPTY-NET GOALS

Scored Empty-Net Goal at Home (9 games)	3/11/22 vs. Clarkson (Kyle Penney)
Scored Empty-Net Goal on Road (1 game)	11/11/22 at St. Lawrence (Sam Malinski)
Scored Empty-Net Goal at Neutral Site (3 games)	1/2/20 vs. Ohio State (Noah Bauld)
Allowed Empty-Net Goal at Home (16 games)	1/21/22 vs. Princeton (Ian Murphy)
Allowed Empty-Net Goal on Road (0 games)	11/12/22 at Clarkson (Ayrton Martino)
Allowed Empty-Net Goal at Neutral Site (9 games)	11/24/18 vs. Harvard (Adam Fox)
Scored with an Extra Attacker (0 games)	12/30/22 vs. AIC (Ondrej Psenicka)

## PENALTY SHOTS

Scored on a Penalty Shot (171 games)	11/26/16 vs. New Hampshire (Alex Rauter)
Unsuccessful on a Penalty Shot (155 games)	2/11/17 vs. Yale (Trevor Yates)
Allowed a Goal on a Penalty Shot (225 games)	1/24/15 vs. Dartmouth (Eric Neiley)
Stopped Shooter on Penalty Shot (31 games)	1/8/22 at North Dakota (Mark Senden)

## GOALTENDING FEATS

Scored a Goal (265 games)	11/26/13 vs. Niagara (Mitch Gillam)
Recorded a Point (78 games)	3/22/19 vs. Brown (Matthew Galajda – assist)
Made 40+ Saves (18 games)	2/25/22 at Quinnipiac: Ian Shane (42 saves)
Made 50+ Saves (276 games)	3/17/13 at Quinnipiac: Andy Iles (60 saves)
Made 60+ Saves (276 games)	3/17/13 at Quinnipiac: Andy Iles (60 saves)

## TEAM ACCOMPLISHMENTS

Won a National Championship	1969-70 (defeated Clarkson – W, 6-4)
Played in the Frozen Four	2002-03 – vs. New Hampshire, L, 3-2)
Won an NCAA Tournament Game	2018-19 – vs. Northeastern – W, 5-1)
Won Whitelaw Cup (ECAC Championship)	2009-10
Won Cleary Cup (ECAC Regular-Season Champion)	2019-20
Won Ivy League Championship	2019-20

2022-23 CORNELL BIG RED GAME-BY-GAME SCORING BREAKDOWN

Date	Opponent	Score	2 Muzyka	3 O'Brien	4 Kempf	5 Dirven	7 Rayhill	8 Lagerstrom	9 O'Leary	10 Mitchell	11 Donaldson	12 Rego	13 Malone	15 Andreev	16 Seger
10/28	at Minn. Duluth	L, 2-3	DND	DND	0-0-0	0-0-0	DND	0-0-0	1-0-1	0-0-0	0-0-0	0-0-0	0-0-0	0-0-0	0-0-0
10/29	at Minn. Duluth	L, 2-4	DND	DND	0-0-0	0-0-0	DND	0-0-0	DND	0-0-0	1-0-1	0-1-1	0-0-0	0-0-0	0-1-1
11/4	at Princeton	W, 3-1	DND	DND	0-0-0	0-0-0	DND	0-0-0	DND	1-0-1	0-0-0	1-0-1	0-0-0	0-2-2	1-0-1
11/5	at Quinnipiac	L, 0-2	DND	DND	0-0-0	0-0-0	DND	0-0-0	0-0-0	0-0-0	DND	0-0-0	0-0-0	0-0-0	0-0-0
11/11	at St. Lawrence	W, 5-1	DND	DND	0-1-1	0-1-1	DND	DND	0-0-0	0-1-1	0-0-0	0-0-0	0-0-0	2-1-3	0-2-2
11/12	at Clarkson	L, 1-4	DND	DND	0-0-0	0-0-0	DND	DND	DND	0-0-0	0-0-0	0-1-1	0-0-0	0-0-0	DND
11/18	Yale	W, 5-2	DND	DND	DND	0-0-0	DND	0-0-0	0-1-1	0-1-1	0-2-2	0-0-0	0-0-0	DND	1-0-1
11/19	Brown	W, 5-1	DND	DND	DND	0-0-0	DND	1-0-1	1-0-1	0-0-0	0-2-2	0-0-0	0-0-0	0-1-1	0-1-1
11/22	Sacred Heart	W, 2-1	DND	DND	DND	0-0-0	DND	0-1-1	0-1-1	0-0-0	0-1-1	0-0-0	0-0-0	0-0-0	DND
11/26	vs. UConn	W, 6-0	DND	DND	0-0-0	0-0-0	DND	DND	0-0-0	0-0-0	0-0-0	0-1-1	0-0-0	1-1-2	0-1-1
12/2	Harvard	L, 1-2 (OT)	DND	DND	0-0-0	0-0-0	DND	DND	DND	1-0-1	0-1-1	0-1-1	0-0-0	0-0-0	0-0-0
12/3	Dartmouth	W, 1-0	DND	DND	0-0-0	0-0-0	DND	DND	0-0-0	1-0-1	0-0-0	0-0-0	0-0-0	DND	0-1-1
12/29	AIC	W, 8-4	DND	DND	0-0-0	0-1-1	DND	DND	0-1-1	1-1-2	0-0-0	0-0-0	1-2-3	0-1-1	0-1-1
12/30	AIC	T, 3-3 (SOW)	DND	DND	0-0-0	0-0-0	DND	DND	0-0-0	0-0-0	0-1-1	0-0-0	0-0-0	0-0-0	0-1-1

Date	Opponent	Score	17 Bancroft	18 Kovich	19 Mack	20 Stienburg	21 Tupker	22 Penney	23 Wallace	24 Malinski	26 Psenicka	27 Suda	28 DeSantis	29 Berard
10/28	at Minn. Duluth	L, 2-3	0-1-1	DND	DND	0-0-0	0-1-1	0-1-1	1-0-1	0-0-0	0-1-1	0-0-0	DND	0-0-0
10/29	at Minn. Duluth	L, 2-4	0-0-0	0-0-0	DND	0-1-1	0-0-0	0-0-0	DND	0-0-0	0-0-0	0-1-1	0-0-0	1-0-1
11/4	at Princeton	W, 3-1	0-0-0	DND	DND	0-0-0	0-0-0	0-1-1	0-0-0	0-0-0	0-0-0	0-0-0	0-0-0	0-1-1
11/5	at Quinnipiac	L, 0-2	DND	0-0-0	DND	0-0-0	0-0-0	0-0-0	0-0-0	0-0-0	0-0-0	0-0-0	0-0-0	0-0-0
11/11	at St. Lawrence	W, 5-1	0-0-0	1-0-1	0-0-0	0-0-0	0-0-0	DND	DND	1-1-2	0-1-1	0-0-0	1-0-1	0-2-2
11/12	at Clarkson	L, 1-4	0-0-0	0-0-0	0-0-0	0-0-0	1-0-1	0-0-0	0-1-1	0-0-0	0-0-0	0-0-0	0-0-0	0-0-0
11/18	Yale	W, 5-2	1-1-2	0-0-0	0-1-1	0-1-1	2-0-2	0-0-0	DND	0-1-1	0-1-1	0-0-0	1-0-1	0-0-0
11/19	Brown	W, 5-1	0-1-1	DND	0-1-1	1-0-1	0-1-1	1-2-3	1-0-1	0-1-1	0-0-0	0-0-0	DND	0-0-0
11/22	Sacred Heart	W, 2-1	0-1-1	0-0-0	1-0-1	0-0-0	0-0-0	1-0-1	DND	0-0-0	0-0-0	0-0-0	0-0-0	0-0-0
11/26	vs. UConn	W, 6-0	3-0-3	DND	0-2-2	1-1-2	0-1-1	0-0-0	0-0-0	0-1-1	1-0-1	0-1-1	DND	0-1-1
12/2	Harvard	L, 1-2 (OT)	0-0-0	DND	0-0-0	0-0-0	0-0-0	0-0-0	0-0-0	0-0-0	0-0-0	0-0-0	0-0-0	0-0-0
12/3	Dartmouth	W, 1-0	0-0-0	DND	0-0-0	0-1-1	0-0-0	0-0-0	0-0-0	0-0-0	0-0-0	0-0-0	0-0-0	0-0-0
12/29	AIC	W, 8-4	0-0-0	DND	2-0-2	0-0-0	0-0-0	1-1-2	DND	0-0-0	2-1-3	0-1-1	1-1-2	0-2-2
12/30	AIC	T, 3-3 (SOW)	0-1-1	0-0-0	0-0-0	DND	0-0-0	0-0-0	DND	0-1-1	1-0-1	0-0-0	2-0-2	0-2-2

NOTE: SHADED DENOTES MULTI-GAME POINT STREAK

**CORNELL SPECIAL TEAMS GAME-BY-GAME BREAKDOWN**

**Key:**

○ 5-on-4 killed; ● 5-on-4 goal; □ 4-on-3 killed; ■ 4-on-3 goal; ⊙ 5-on-4 major penalty killed; ⊚ 5-on-4 major penalty goal; ▣ 4-on-3 major penalty killed;  
 ⊗ 5-on-3 killed; ⊕ 5-on-3 goal; ◇ 4-on-3 then 5-on-4 killed; ◆ 5-on-4 goal after 4-on-3 killed; ⊕ 5-on-4 goal after 4-on-3 killed; ⊕ 4-on-3 major penalty killed

Date	Opponent	1st Per. PPs	2nd Per. PPs	3rd Per. PPs	OT PPs	1st Per. PKs	2nd Per. PKs	3rd Per. PKs	OT PKs
10/28	at Minnesota Duluth	○	○	○		○○	○		
10/29	at Minnesota Duluth	○	○○	○⊗		○○○	●	○	
11/4	at Princeton	○	○●				○○	○●○	
11/5	at Quinnipiac		⊗	○○		○○	⊙	○○	
11/11	at St. Lawrence	○●	●○	○			○○	○⊕	
11/12	at Clarkson	○○	○○	○		●○	○●○		
11/18	Yale	○	●●					⊗○○	
11/19	Brown	⊕●		●		○	○	○	
11/22	Sacred Heart	○					○○		
11/26	vs. UConn		○●	○		○	○	○○	
12/2	Harvard					○			
12/3	Dartmouth		○○			○○	○		
12/29	AIC	○	○	○		○	○		
12/30	AIC			○●○○			○⊗○		

**CORNELL SPECIAL TEAMS BREAKDOWN**

Cornell PP	Last Thursday vs. AIC				Last Friday vs. AIC				Season Totals			
	PPG	Opp.	(Opp Goals)	PP Time	PPG	Opp.	(Opp Goals)	PP Time	PPG/Opp.	(Opp Goals)	Time	PP%
5-on-4	0	3	0	6:00	1	4	0	6:52	9/45	1	73:12	20.0%
5-on-3	-	-	-	-	-	-	-	-	0/2	0	1:10	0.0%
4-on-3	-	-	-	-	-	-	-	-	0/0	0	0:00	0.0%
Cornell PK	PPG	Opp.	(CU Goals)	PK Time	PPG	Opp.	(CU Goals)	PK Time	PPG/Opp.	(CU Goals)	Time	PK%
5-on-4	0	2	0	4:00	0	3	0	5:26	4/48	1	86:12	91.7%
5-on-3	-	-	-	-	0	1	0	0:16	1/2	0	1:54	50.0%
4-on-3	-	-	-	-	-	-	-	-	0/0	0	0:00	0.0%
Even Strength	CU Goals	Chances	Opp Goals	Time	CU Goals	Chances	Opp Goals	Time	CU Goals	Chances	Opp Goals	Time
4-on-4	-	-	-	-	-	-	-	-	0	8	0	11:23
3-on-3	-	-	-	-	-	-	-	-	0	0	0	0:00
Cornell Pulled Goalie	CU Goals	Chances	Opp Goals	Time	CU Goals	Chances	Opp Goals	Time	CU Goals	Chances	Opp Goals	Time
6-on-5	-	-	-	-	1	2	0	1:06	1	6	2	5:06
6-on-4	-	-	-	-	-	-	-	-	0	2	0	1:31
6-on-3	-	-	-	-	-	-	-	-	0	1	0	0:15
Opp. Pulled Goalie	CU Goals	Chances	Opp Goals	Time	CU Goals	Chances	Opp Goals	Time	CU Goals	Chances	Opp Goals	Time
6-on-5	-	-	-	-	-	-	-	-	1	3	0	4:43
6-on-4	-	-	-	-	-	-	-	-	1	1	0	0:09
6-on-3	-	-	-	-	-	-	-	-	0	0	0	0:00

*Pulled Goalie situations does not include delayed penalty scenarios*