



MEN'S HOCKEY GAME NOTES

LYNAH RINK ► 536 CAMPUS ROAD, ITHACA, N.Y. 14853

CORNELLBIGRED.COM ► @CORNELLMHOCKEY ► @CORNELLSPORTS ► @ECACHOCKEY ► @IVYLEAGUE ► #YELLCORNELL

RPI

RPI

RECORD: 10-15-1 • 5-9-0 ECAC

U

UNION

RECORD: 10-14-2 • 4-9-1 ECAC

FRI., FEB. 3, 2023 • 7:00 P.M. • LYNAH RINK

GAME NO. 22 | TV: ESPN+ | RADIO: WHCU (870 AM, 97.7 FM)

118TH ALL-TIME MEETING • CORNELL LEADS, 67-39-11 (MORE INFO PG. 7)

FRI., FEB. 4, 2023 • 7:00 P.M. • LYNAH RINK

GAME NO. 23 | TV: ESPN+ | RADIO: WHCU (870 AM, 97.7 FM)

80TH ALL-TIME MEETING • CORNELL LEADS, 47-22-10 (MORE INFO PG. 8)

CORNELL

RECORD: 13-7-1 • 10-4-0 ECAC

USCHO: 11 • USA TODAY: 11



2022-23 SCHEDULE

DATE	OPPONENT	TV	TIME/SCORE
OCTOBER (0-2-0)			
10/15	OTTAWA (EXH.)	ESPN+	W, 5-1
10/20	GUELPH (EXH.)	ESPN+	W, 8-1
10/28	AT #19 MINN. DULUTH	NCHC tv	L, 2-3
10/29	AT #19 MINN. DULUTH	NCHC tv	L, 2-4
NOVEMBER (6-2-0, 4-2-0 ECAC)			
11/4	AT PRINCETON*	ESPN+	W, 3-1
11/5	AT #7 QUINNIPIAC*	ESPN+	L, 0-2
11/11	AT ST. LAWRENCE*	ESPN+	W, 5-1
11/12	AT CLARKSON*	ESPN+	L, 1-4
11/18	YALE*	ESPN+	W, 5-2
11/19	BROWN*	ESPN+	W, 5-1
11/22	SACRED HEART	ESPN+	W, 2-1
THE FROZEN APPLE (NEW YORK, N.Y.)			
11/26	VS. #6 UCONN	ESPN+	W, 6-0
DECEMBER (2-1-1, 1-1-0 ECAC)			
12/2	#7 HARVARD*	ESPN+	L, 1-2 (OT)
12/3	DARTMOUTH*	ESPN+	W, 1-0
12/29	AIC	ESPN+	W, 8-4
12/30	AIC	ESPN+	T, 3-3 (SOW)
JANUARY (5-2-0, 5-1-0 ECAC)			
1/6	AT UNION*	ESPN+	W, 6-1
1/7	RPI AT RPI*	ESPN+	W, 6-4
1/14	BU AT #7 BOSTON UNIV.	ESPN+	L, 3-4
1/20	#1 QUINNIPIAC*	ESPN+	W, 4-0
1/21	PRINCETON*	ESPN+	W, 3-2
1/27	AT DARTMOUTH*	ESPN+	W, 3-2
1/28	AT #10 HARVARD*	ESPN+	L, 2-6
FEBRUARY			
2/3	RPI RPI*	ESPN+	7 P.M.
2/4	U UNION*	ESPN+	7 P.M.
2/10	C COLGATE*	ESPN+	7 P.M.
2/11	C AT COLGATE*	ESPN+	7:30 P.M.
2/17	CLARKSON*	ESPN+	7 P.M.
2/18	ST. LAWRENCE*	ESPN+	7 P.M.
2/24	B AT BROWN*	ESPN+	7 P.M.
2/25	Y AT YALE*	ESPN+	7 P.M.
MARCH			
ECAC HOCKEY CHAMPIONSHIPS (CAMPUS SITES)			
3/4	FIRST ROUND		TBD
3/10 - 3/12	QUARTERFINALS		TBD
ECAC HOCKEY CHAMPIONSHIPS (LAKE PLACID, N.Y.)			
3/17	SEMIFINALS		TBD
3/18	CHAMPIONSHIP		7:30 p.m.

* - Denotes ECAC Hockey contest
Bold Red CAPS denotes home game
All game times Eastern, subject to change

PUCK DROP

The No. 11-ranked Cornell men's hockey team returns to action this weekend, opening a three-game homestand at Lynah Rink when its hosts RPI and Union. Puck drop for both games are scheduled for 7 p.m.

WEEKEND REWIND

Cornell split its trip to New England last weekend, posting a 3-2 victory over Dartmouth before falling to then No. 10-ranked Harvard, 6-2, at Bright-Landry Hockey Center.

Senior defenseman **SAM MALINSKI** had a team-high three points (two goals, one assist) on the weekend. Freshman forward **DALTON BANCROFT** and senior forward **MAX ANDREEV** chipped in two assists apiece.

SAM IS THE MAN

Senior defenseman **SAM MALINSKI** enters this weekend riding a career-long eight-game point streak.

Malinski's point streak matches the longest by a Cornell defenseman in the **MIKE SCHAFER** era, dating back to the 1995-96 season. **MARK MCRAE** (2002-03) and **PATRICK MCCARRON** (2016-17) were the other pair of blueliners to accomplish the feat previously.

With a point on Friday against RPI, Malinski would become the sixth Big Red player (seventh occurrence) to have a nine-game point streak under Schafer, joining **MATT STIENBURG** (11 games in 2021-22), **MATT MOULSON** (10 games in 2005-06 and 9 games in 2003-04), **RYAN KNOPP** (9 games in 1996-97), **MIKE KNOEPFLI** (9 games in 2004-05), and **TOPHER SCOTT** (9 games in 2006-07).

Among active streaks, Malinski has the second-longest point streak by a defenseman, trailing Boston University's freshman blueliner Lane Hutson (10 games).

LYNAH FAITHFUL

Five of Cornell's next six games will be played at the friendly confines of Lynah Rink, and history has shown playing in front of the Lynah Faithful has favored the Big Red.

Since **MIKE SCHAFER** '86 took over as head coach prior to the 1995-96 season, the Big Red have a 268-102-45 record at Lynah Rink (.700).

Per data compiled from CollegeHockeyNews.com's database, Cornell boasts the sixth-highest home win percentage since Schafer took over as head coach. Only Michigan (.752), Quinnipiac (.726), North Dakota (.723), Boston College (.708), and Denver (.706) have higher win percentages.

Cornell has been a hostile place to play over the last six-plus seasons, as the Big Red's .781 win percentage at home (54-13-6) is second behind Minnesota State (.850).

CORNELL HISTORY

LONGEST POINT STREAKS

Mike Schafer Era (Since 1995-96)

PLAYER	SEASON	GAMES	G	A	PTS
Matt Stienburg	2021-22	11	8	11	19
Matt Moulson	2005-06	10	6	7	13
Ryan Knopp	1996-97	9	7	5	12
Matt Moulson	2003-04	9	7	6	13
Mike Knoepfli	2004-05	9	6	7	13
Topher Scott	2006-07	9	3	9	12
Ryan Knopp	1997-98	8	2	7	9
Ryan Vesce	2000-01	8	2	11	13
Mark McRae	2002-03	8	3	9	12
Daniel Pegoraro	2004-05	8	3	5	8
Blake Gallagher	2008-09	8	3	8	11
Greg Miller	2011-12	8	2	8	10
Patrick McCarron	2016-17	8	2	8	10
Max Andreev	2021-22	8	7	9	16
Sam Malinski	2022-23	8	4	11	15

NCAA LEADERS

HIGHEST DIVISION I HOME WIN PERCENTAGE

Since 1995-96 Season (as of 1/30/23)

School	W	L	T	W%
Michigan	374	112	34	.752
Quinnipiac	299	101	39	.726
North Dakota	379	128	55	.723
Boston College	301	112	41	.708
Denver	374	143	45	.706
Cornell	268	102	45	.700
Minnesota	372	155	49	.688
Boston University	293	134	54	.665
Maine	294	136	51	.664
Minnesota State	303	144	49	.660

2022-23 CORNELL MEN'S HOCKEY ROSTER

NO	NAME (Pronunciation)	POS	HT	WT	YR	S/C	HOMETOWN	LAST TEAM	NHL
2	Peter Muzyka (<i>mew-ZEE-kuh</i>)	D	6-3	194	Sr.	L	Toronto, Ontario	New Mexico Ice Wolves (NAHL)	
3	Jack O'Brien	D	6-0	170	Fr.	L	White Rock, British Columbia	Nanaimo Clippers (BCHL)	
4	Hank Kempf (<i>KEHM-ph</i>)	D	6-2	200	So.	L	Wilmette, Ill.	Muskegon Lumberjacks (USHL)	NYR '21
5	Sebastian Dirven	D	6-3	205	Sr.	L	Bainsville, Ontario	Central Illinois Flying Aces (USHL)	
7	Jimmy Rayhill	D	5-9	175	So.	R	New Hartford, N.Y.	Odessa Jackalopes (NAHL)	
8	Jack Lagerstrom (<i>LAH-gher-strum</i>)	D	6-2	177	Jr.	R	Edina, Minn.	Tri-City Storm (USHL)	
9	Jack O'Leary	F	5-7	162	Jr.	R	St. James, N.Y.	Cedar Rapids RoughRiders (USHL)	
10	Travis Mitchell C	D	6-3	207	Sr.	L	South Lyon, Mich.	Omaha Lancers (USHL)	
11	Sean Donaldson	F	5-11	180	Fr.	L	Vancouver, British Columbia	Nanaimo Clippers (BCHL)	
12	Tim Rego (<i>REE-go</i>)	D	6-0	172	Jr.	R	Mansfield, Mass.	Brooks Bandits (AJHL)	
13	Jack Malone	F	6-1	193	Sr.	R	Madison, N.J.	Youngstown Phantoms (USHL)	VAN '19
15	Max Andreev A (<i>on-DRAY-ev</i>)	F	6-0	182	Sr.	L	Moscow, Russia	Central Illinois Flying Aces (USHL)	
16	Gabriel Seger (<i>SEE-gher</i>)	F	6-4	210	Sr.	L	Uppsala, Sweden	Union College (ECAC)	
17	Dalton Bancroft	F	6-3	200	Fr.	R	Madoc, Ontario	Trenton Golden Hawks (OJHL)	
18	Kyler Kovich	F	6-2	182	So.	L	Coquitlam, British Columbia	Tri-City Storm (USHL)	
19	Sullivan Mack	F	6-1	189	So.	L	Anchorage, Alaska	Salmon Arm Silverbacks (BCHL)	
20	Matt Stienburg A (<i>STINE-burg</i>)	F	6-2	195	Sr.	R	Halifax, Nova Scotia	St. Andrew's College (CISAA)	COL '19
21	Zach Tupker	F	6-1	197	Sr.	L	Collingwood, Ontario	Carleton Place Canadians (CCHL)	
22	Kyle Penney	F	6-1	204	Jr.	L	Lawrencetown, Nova Scotia	Chilliwack Chiefs (BCHL)	
23	Winter Wallace	F	6-3	215	Fr.	R	Boulder, Colo.	Youngstown Phantoms (USHL)	
24	Sam Malinski C (<i>muh-lin-skee</i>)	D	5-11	189	Sr.	R	Lakeville, Minn.	Bismarck Bobcats (NAHL)	
26	Ondrej Psenicka (<i>ON-dray zeh-NEET-skuh</i>)	F	6-6	211	So.	L	Praha, Czechia	Waterloo Black Hawks (USHL)	
27	Michael Suda (<i>SOO-duh</i>)	D	6-1	180	So.	L	Cheektowaga, N.Y.	Fargo Force (USHL)	
28	Nick DeSantis (<i>dih-san-TISS</i>)	F	5-9	155	Fr.	R	Collegeville, Pa.	Madison Capitols (USHL)	
29	Ben Berard	F	6-0	191	Sr.	L	Duncan, British Columbia	Powell River Kings (BCHL)	
30	Ian Shane	G	6-0	167	So.	L	Manhattan Beach, Calif.	Bismarck Bobcats (NAHL)	
33	Remington Keopple (<i>KEH-pull</i>)	G	6-2	190	Fr.	L	New Richmond, Wis.	Des Moines Buccaneers (USHL)	
34	Ryan McInchak (<i>mick-IN-chack</i>)	G	6-0	175	Jr.	L	Trenton, Mich.	American International College (AHA)	


















COACHING STAFF

Head Coach:	Mike Schafer (<i>SHAY-fur</i>)
Associate Head Coach:	Ben Syer (<i>SIGH-er</i>)
Assistant Coach:	Sean Flanagan
Volunteer Ast. Coach:	Mitch Stephens
Director of Hockey Ops:	Ben Russell
Athletic Trainer:	Ed Kelly
Equipment Manager:	Sean Schmidt

ROSTER BREAKDOWN BY CLASS

FRESHMAN (6)	SOPHOMORE (7)	JUNIOR (6)	SENIOR (9)
3 O'Brien	4 Kempf	8 Lagerstrom	2 Muzyka
11 Donaldson	6 Kovich	9 O'Leary	5 Dirven
17 Bancroft	7 Rayhill	12 Rego	10 Mitchell
23 Wallace	19 Mack	16 Seger	13 Malone
28 DeSantis	26 Psenicka	22 Penney	15 Andreev
33 Keopple	27 Suda	34 McInchak	20 Stienburg
	30 Shane		21 Tupker
			24 Malinski
			29 Berard

ROSTER BREAKDOWN BY STATE / PROVINCE / COUNTRY

 British Columbia	4	 Alaska	1	 New Jersey	1
 Ontario	4	 California	1	 Pennsylvania	1
 New York	3	 Colorado	1	 Russia	1
 Michigan	2	 Czechia	1	 Sweden	1
 Minnesota	2	 Illinois	1	 Wisconsin	1
 Nova Scotia	2	 Massachusetts	1		

CORNELL QUICK FACTS

GENERAL INFORMATION

Location	Ithaca, N.Y.
Enrollment (2021 Undergraduate)	15,503
Founded	1865
Nickname	Big Red
School Colors	Cornelian Red (Pantone 187) and White
Conference	Ivy League / ECAC Hockey
President	Martha E. Pollack
Meakam*Smith Director of Athletics	Dr. Nicki Moore
Athletics Website	CornellBigRed.com
Ticket Office Phone	607.255.4247
Ticket Office Website	BigRedTix.com

HISTORY

Seasons of Hockey	106th
First Season	1900-01
All-Time Record (Win %)	1201-752-153 (.607)
Clarey Cup (Regular-Season Titles) (last)	11 (2020)
Whitlaw Cup (ECAC Championships) (last)	12 (2010)
NCAA Tournament Appearances (last)	22 (2019)
Most Consecutive NCAA Appearances	4 (1967-70)
Frozen Four Appearances (last)	8 (2003)
National Championships	2 (1967, 1970)
NCAA Tournament Record (Win %)	19-25 (.432)

LYNAH RINK

Year Opened (Seasons)	1957
Capacity	4,267
All-Time Record (Win %)	597-227-70 (.707)
Under Mike Schafer (Win %)	268-102-45 (.700)

COACHING STAFF

Head Coach	Mike Schafer (Cornell '86)
Record at Cornell	512-278-104 (.631)
Overall Record	Same as above
Associate Head Coach	Ben Syer (Western Ontario '98)
Assistant Coach	Sean Flanagan (St. Lawrence '10)
Volunteer Assistant	Mitch Stephens (Geneseo '07)
Director of Hockey Operations	Ben Russell (Cornell '20)

2021-22 REVIEW

Overall Record	18-10-4
ECAC Hockey Record (Finish)	12-6-4 (4th)
Home Record	9-4-3
Road Record	8-6-1
Neutral Record	1-0-0
ECAC Hockey Championship	No. 4 seed / Quarterfinals
	Lost to Colgate in best-of-three series (2-1)
NCAA Tournament	Not selected
USCHO.com Poll Ranking (final)	Not ranked / RV
USA Today Poll Ranking (final)	Not ranked

2022-23 TEAM INFORMATION

Letterwinners Returning / Lost	20 / 10
Newcomers	8
Fr / So / Jr / Sr	6 / 7 / 6 / 9

COMMUNICATIONS




Jeremy Hartigan	
Associate Director of Athletics for Communications	
Marshall Haim	
Assistant Director of Athletic Communications (MIH)	
Phone	716.465.4945
Email	mh2348@cornell.edu
Matthew Jensen	
Assistant Director of Athletic Communications	
Aaron Kelly	
Communications Coordinator	

Mailing Address	Cornell University Athletics
	Teagle Hall, 512 Campus Road, Ithaca, N.Y., 14853
Twitter / Instagram	@CornellSports
Facebook	/CornellSports


#YELLCORNELL


TALE OF THE TAPE


as of 1/30/23

			
Overall Record	13-7-1	10-15-1	10-14-2
60-Minute Record	13-6-2	7-13-6	10-13-3
Overtime Record	0-1-1	3-2-1	0-1-2
Shootout Record	1-0	1-0	1-0
Team Offense	3.38	2.46	2.50
National Rank	13th	T-47th	T-43rd
Conf. Offense	3.21	2.36	2.00
Conf. Rank	4th	8th	11th
Team Defense	2.24	3.42	3.35
National Rank	7th	T-55th	50th
Conf. Defense	2.00	3.71	3.14
Conf. Rank	2nd	12th	11th
Power Play Pct.	28.8%	20.6%	16.9%
National Rank	3rd	27th	44th
Conf. Power Play Pct.	37.2%	21.7%	14.9%
Conf. Rank	1st	T-4th	10th
Penalty Kill Pct.	83.8%	75.9%	76.2%
National Rank	14th	53rd	52nd
Conf. PK Pct.	79.6%	76.2%	82.5%
Conf. Rank	7th	11th	5th


Faceoff Percentages


	CORNELL (53.8%; 7th)	W	L	PCT
16	Gabriel Seger	193	113	63.1
21	Zach Tupker	185	137	57.5
15	Max Andreev	160	164	49.4
22	Kyle Penney	39	45	46.4
13	Jack Malone	52	66	44.1


	RPI (48.0%; 46th)	W	L	PCT
22	Danny Ciccarello	67	58	53.6
18	Jakob Lee	199	181	52.4
16	Rory Herrman	70	74	48.6
19	Sutter Muzzatti	136	144	48.6
17	John Beaton	150	179	45.6


	UNION (49.0%; 36th)	W	L	PCT
19	Liam Robertson	201	182	52.5
25	Owen Farris	164	152	51.9
24	Nate Hanley	138	160	46.3
18	Ville Immonen	110	104	51.4
32	Ethan Benz	63	93	40.4

'SPECIAL' IN SPECIAL TEAMS


 Cornell had its streak of consecutive games with a power-play goal snapped at seven in last Saturday's loss to Harvard, going 0-for-3 on the man advantage.


 The Big Red has recorded a power-play goal in seven of its last eight games, converting 44.0 percent (11-of-25) of its opportunities in the span.


 Cornell has the third-best power play percentage in Division I hockey (19-of-66 — .288), trailing North Dakota (36-of-111 — .324) and UMass (20-of-67 — .299).

 Over its last seven games, Cornell has scored on six of its last nine power plays in the second period, and is 7-of-15 (.467) overall in the stretch.


KILL, RED, KILL


 Cornell has successfully killed 39 of its last 46 penalties (84.5 percent) over its last 15 games. Four of the seven power-play goals allowed by the Big Red since Nov. 18 came on Jan. 7 against RPI, with three of the four markers coming during a five-minute power play.


 Entering this weekend, Cornell ranks 14th nationally in penalty kill percentage (.838) and its 12 power-play goals against is tied with Michigan Tech, UMass Lowell, and Ohio State for the fourth-fewest by a Division I program this season. Harvard (8), Dartmouth and Sacred Heart (9 each) — all teams Cornell has played this season — have fewer totals.


 In the first period this season, Cornell has killed 19 of its opponent's 20 power plays in the opening 20 minutes. After allowing a power-play goal to Clarkson on Nov. 12, the Big Red has killed its last 11 penalties in the first period.

RARELY VISITING THE SIN BIN

 Cornell has only been called for four minor penalties over its last 10 periods, dating back to the third period of the Big Red's upset of then-No. 1 Quinnipiac at Lynah Rink on Jan. 20.

 The Big Red had a stretch of 92:26 in which it did not commit a penalty, including the entire duration of Cornell's 3-2 win over Dartmouth last Friday, before that streak ended at Harvard.











 Last Friday's game against Dartmouth was the first time Cornell did not commit a penalty in a game since Jan. 4, 2019, at Princeton, in which both teams did not incur a penalty.

 Over Cornell's last 11 games, the Big Red has had just four penalties called against them in the third period. After conceding a third-period power-play goal at Boston University on Jan. 14, Cornell has gone the last 88:10 of third-period action without having a penalty called.

NCAA LEADERS

TOP POWER PLAY PERCENTAGES

This Season (as of 1/23/23)

SCHOOL	PPG	PPA	PK%
 North Dakota	36	111	32.4%
 UMass	20	67	29.9%
 Cornell	19	66	28.8%
 Omaha	25	93	26.9%
 Minnesota Duluth	23	87	26.4%
 St. Cloud State	26	100	26.0%
 Quinnipiac	28	108	25.9%
 Minnesota State	29	112	25.9%
 Boston College	22	86	25.6%
 Minnesota	25	101	24.8%

TOP-20 RANKINGS

DCU / USCHO.com Poll (as of 1/30/23)

Bold denotes Cornell opponent in 2022-23

TEAM	Record	Last	Pts
1. Minnesota (38)	20-7-1	2	985
2. Quinnipiac (4)	20-3-3	3	922
3. Boston Univ. (7)	19-6-0	4	903
4. Denver (1)	20-7-0	5	833
5. St. Cloud State	18-8-0	1	814
6. Michigan	16-9-1	7	773
7. Ohio State	16-9-1	8	639
8. Harvard	15-5-1	10	628
9. Penn State	18-9-1	6	614
10. Western Michigan	17-10-1	9	562
11. Cornell	13-7-1	11	448
12. Michigan Tech	18-7-4	13	427
13. Minnesota State	18-9-1	14	409
14. UConn	16-8-3	12	400
15. Merrimack	16-10-1	16	203
16. UMass Lowell	15-9-1	18	201
17. Michigan State	13-13-2	15	162
18. RIT	18-7-1	19	126
19. Omaha	14-10-2	RV	115
20. Notre Dame	13-12-3	RV	96

Receiving votes: Northeastern (93), Providence (65), Alaska (26), North Dakota (25), Boston College (17), AIC (5), Bemidji State (3), Sacred Heart (3), Minnesota Duluth (2), Colgate (1)

USA Today/USA Hockey Magazine Poll (as of 1/30/23)

Bold denotes Cornell opponent in 2022-23

TEAM	Record	Last	Pts
1. Minnesota (27)	20-7-1	2	677
2. Quinnipiac (2)	20-3-3	4	622
3. Boston Univ. (3)	19-6-0	5	603
4. Denver (2)	20-7-0	3	576
5. St. Cloud State	18-8-0	1	543
6. Michigan	16-9-1	7	542
7. Ohio State	16-9-1	8	446
8. Harvard	15-5-1	10	423
9. Penn State	18-9-1	6	421
10. Western Michigan	17-10-1	9	389
11. Cornell	13-7-1	11	316
12. Michigan Tech	18-7-4	13	289
13. Minnesota State	18-9-1	14	285
14. UConn	16-8-3	12	241
15. UMass Lowell	15-9-1	19	108
16. Omaha	14-10-0	RV	99
17. Notre Dame	13-12-3	20	97
18. Merrimack	16-10-1	17	95
19. Michigan State	13-13-2	15	93
20. Northeastern	12-9-3	RV	89

Receiving votes: RIT (82), Providence (27), North Dakota (20), Alaska (18), Minnesota Duluth (12), UMass (10), Boston College (6), Bemidji State (4), Colgate (1)

NONE SHALL PASS

Cornell enters this weekend boasting one of the nation's top scoring defenses. The Big Red has yielded 47 goals allowed so far this year, the fewest allowed by a Division I program.

The Big Red's 2.24 goals allowed average ranks seventh in the nation, and is second in ECAC Hockey only behind Quinnipiac (1.85).

Historically, Cornell has boasted one of the stingiest defensive units in Division I hockey. The Big Red has ranked in the top 10 in scoring defense in five of the last six seasons. The lone year Cornell did not rank in the top 10 was 2020-21, the year the Big Red did not play due to the COVID-19 pandemic.

Since 2016-17, Cornell has allowed 370 goals which stands as the fewest by a Division I team in that span, and is 94 goals ahead of Harvard, who is in second with 464 goals allowed in the span. The Big Red's 1.99 goals allowed per game average since 2016-17 ranks second behind Minnesota State (1.84).

SHANE'S WORLD

Sophomore goaltender **IAN SHANE** has been strong between the pipes for Cornell so far this year, posting a 1.92 goals-against average, which ranks sixth nationally and is second in ECAC Hockey behind Quinnipiac's Yaniv Perets, who has a Division I-leading 1.78 figure.

Shane is currently up for two award nominations, as he was named to the Mike Richter Award watch list on Jan. 12, and is Cornell's lone nominee for this year's Hobey Baker Memorial Award.

He is the first Cornell goaltender to be named to the Richter Award watch list in consecutive seasons since Michael Galajda in 2018-19 and 2019-20.

Over Shane's last 13 games, he has garnered an 9-3-1 record with a 1.93 goals-against average and .909 save percentage (251 saves on 276 shots).

During the stretch, Shane has recorded all three of his shutouts this season, two of which have come against opponents ranked in the top 10 of the USCHO.com poll, including No. 6 UConn on Nov. 26 at Madison Square Garden, and last Friday against then-top-ranked Quinnipiac.

Recording a pair of shutouts against top-10 opposition has been a rare feat this season as Shane is one of three Division I players to do so, joining Wisconsin's Jared Moe and St. Cloud State's Jaxon Castor.

SECOND PERIOD DOMINANCE

Cornell has excelled in the second period this season, outscoring its opponents by 13 goals (29-16) in the frame and outshooting the opposition by 81, 228-147.

In comparison, Cornell has outscored its opponents by a combined 12 goals, 42-30, in the other two periods of action.

Over the opening 40 minutes of play, Cornell has generated a plus-144 advantage in shots on goal (444-300). In the final period of regulation, the Big Red has a plus-21 advantage in shots (175-154).

SPREADING THE WEALTH

Cornell has been spreading the wealth offensively this season as every single skater has recorded at least one point this season.

Of the 22 skaters who have played this season, every player has recorded at least one point. It is the most players with a point since the 2019-20 team had 23 players register at least one point.

The 20 different goal scorers this year marks the seventh consecutive year at least 20 players have scored a goal for the Big Red, and the 20 different players with an assist is the eighth straight season Cornell has had 20-plus players with at least one helper.

NCAA LEADERS

TOP SCORING DEFENSES

This Season (as of 1/30/23)

SCHOOL	GP	GA	AVG
Quinnipiac	26	48	1.85
Michigan Tech	29	60	2.07
UMass Lowell	25	52	2.08
Minnesota State	28	59	2.11
Denver	27	59	2.19
St. Cloud State	26	57	2.19
Cornell	21	47	2.24
Alaska	24	55	2.29
Ohio State	26	61	2.35
Providence	27	64	2.37

NCAA LEADERS

LOWEST GOALS-AGAINST AVERAGE

This Season (as of 1/30/23)

GOALTENDER	MIN	GA	GAA
Yaniv Perets	1516:57	45	1.78
Simon Latkoczy	593:21	18	1.82
Gustavs Davis Grigals	884:45	27	1.83
Keenan Rancier	1118:26	35	1.88
Alexandros Aslanidis	659:51	21	1.91
Ian Shane	1122:53	36	1.92
Blake Pietila	1577:21	51	1.94

MULTIPLE SHUTOUTS OVER TOP-10 OPPONENTS

This Season

PLAYER	DATE	OPPONENT
Jared Moe	10/22/22	Minnesota Duluth
	1/20/23	Ohio State
Ian Shane	11/26/22	UConn
	1/21/23	Quinnipiac
Jaxon Castor	1/7/23	Minnesota
	1/21/23	Denver

STAT BREAKDOWN

GOALS SCORED BY PERIOD

This Season

TEAM	1ST	2ND	3RD
Cornell	24	29	18
Opponents	15	16	15

SHOTS ON GOAL BY PERIOD

This Season

TEAM	1ST	2ND	3RD
Cornell	216	228	175
Opponents	153	147	154













PAIRWISE RANKINGS

NCAA PAIRWISE RANKINGS (as of 1/23/23)

Bold denotes Cornell opponent in 2022-23

TEAM	Record	PWR	RPI
1. Minnesota	20-7-1	60	.6138
2. Quinnipiac	20-3-3	59	.5888
3. Boston University	19-6-0	58	.5843
4. Michigan	16-9-1	57	.5803
5. St. Cloud State	18-8-0	56	.5790
6. Penn State	18-9-1	55	.5780
7. Denver	20-7-0	54	.5720
8. Ohio State	16-9-1	52	.5668
9. Harvard	15-5-1	52	.5584
10. Western Michigan	17-10-1	51	.5572
11. Cornell	13-7-1	49	.5522
11. Michigan Tech	18-7-4	49	.5472
13. Minnesota State	18-9-1	48	.5449
14. Notre Dame	13-12-3	47	.5430
15. RIT	18-7-1	46	.5348
16. Michigan State	13-13-2	45	.5347
17. Omaha	14-10-2	44	.5346
17. Connecticut	16-8-3	44	.5337
19. Northeastern	12-9-3	41	.5281
19. North Dakota	12-11-4	41	.5268
21. Merrimack	16-10-1	40	.5265
22. Alaska	13-9-2	39	.5250
23. UMass Lowell	15-9-1	38	.5247
24. Providence	12-9-6	37	.5160
24. Minnesota Duluth	12-13-1	37	.5145
26. Bowling Green	14-13-1	35	.5105
27. Boston College	9-9-5	34	.5074
28. Colgate	13-11-2	32	.5035
28. Bemidji State	11-10-5	32	.5020
30. Sacred Heart	13-10-2	31	.4993
31. Maine	11-12-2	30	.4965
32. Massachusetts	9-13-3	28	.4945
33. Colorado College	10-14-1	27	.4959
33. Wisconsin	10-16-0	27	.4918
35. Arizona State	13-16-0	26	.4879
35. St. Lawrence	13-13-0	26	.4872
37. Niagara	13-11-2	23	.4862
37. Clarkson	11-12-3	23	.4853
37. Princeton	10-12-0	23	.4851
40. Brown	8-11-2	21	.4850
40. AIC	13-10-5	21	.4839
42. Ferris State	10-13-3	19	.4823
42. Northern Michigan	12-14-0	19	.4799
44. Union	10-14-2	17	.4759
45. St. Thomas	7-17-2	16	.4649
46. Miami	7-17-2	15	.4617
47. Vermont	9-14-3	14	.4584
48. Mercyhurst	8-15-3	12	.4545
48. LIU	6-15-1	12	.4543
50. New Hampshire	7-18-1	11	.4533
50. Rensselaer	10-15-1	11	.4492
52. Holy Cross	8-15-3	9	.4471
53. Canisius	8-13-3	8	.4400
54. Bentley	8-17-1	7	.4333
55. Alaska Anchorage	4-16-0	6	.4358
56. Dartmouth	4-17-1	5	.4294
56. Air Force	8-16-2	5	.4282
58. Lindenwood	5-17-0	3	.4270
59. Lake Superior	5-21-2	2	.4265
60. Yale	3-14-4	1	.4262
61. Army	8-14-3	0	.4246

STANDINGS AND SCHEDULES

ECAC HOCKEY												OVERALL					
OPPONENT	PTS	GP	W	L	T	OW	OL	SW	GF	GA	GP	W	L	T	GF	GA	
 Quinnipiac	36	14	12	2	0	0	0	0	54	23	26	20	3	3	102	48	
 Harvard	34	16	13	3	0	5	0	0	62	35	21	15	5	1	79	50	
 Cornell	31	14	10	4	0	0	1	0	45	28	21	13	7	1	71	47	
 Colgate	28	14	10	4	0	3	1	0	53	35	26	13	11	2	77	64	
 St. Lawrence	24	14	8	6	0	1	1	0	37	38	27	13	13	0	61	71	
 Princeton	20	15	6	9	0	0	2	0	39	45	22	10	12	0	63	68	
 Clarkson	17	14	5	7	2	0	0	0	37	41	26	11	12	3	72	73	
 Brown	16	14	4	8	2	0	1	1	29	37	21	8	11	2	52	54	
 RPI	15	14	5	9	0	1	1	0	33	52	26	10	15	1	64	89	
 Union	14	14	4	9	1	0	0	1	28	44	26	10	14	2	65	87	
 Dartmouth	13	15	3	11	1	0	2	1	34	44	22	4	17	1	51	75	
 Yale	10	14	2	10	2	0	1	1	14	43	21	3	14	4	30	65	

LAST WEEK'S SCHEDULE		THIS WEEK'S SCHEDULE	
Friday, Jan. 27	Saturday, Jan. 28	Friday, Feb. 3	Saturday, Feb. 4
#16 Cornell 3, Dartmouth 2	#10 Harvard 6, #11 Cornell 2	RPI at #11 Cornell, 7:00	Union at #11 Cornell, 7:00
#3 Quinnipiac 5, Sacred Heart 0	#1 Quinnipiac 4, #12 UConn 3	#2 Quinnipiac at #8 Harvard, 7:00	#2 Quinnipiac at Dartmouth, 8:00
#10 Harvard 5, Colgate 4 (OT)	Colgate 4, Dartmouth 3 (OT)	Union at Colgate, 7:00	Clarkson at Brown, 7:00
#12 UConn 6, Yale 1	Long Island 6, Princeton 4	Clarkson at Yale, 7:00	RPI at Colgate, 7:00
St. Lawrence 4, Clarkson 2	Sacred Heart 4, Yale 3	St. Lawrence at Brown, 7:00	St. Lawrence at Yale, 7:00
	St. Lawrence 4, Clarkson 2	Princeton at Dartmouth, 8:00	
	Union 6, RPI 0		

SEASON RANKS



2022-23 TEAM STATISTICS (as of 1/30/23)

	STAT	NCAA	ECAC
FACEOFF WIN PCT	53.8%	7th	2nd
PENALTY KILL PCT	83.8%	14th	4th
POWER-PLAY PCT	28.8%	3rd	1st
SCORING DEFENSE	2.24	7th	2nd
SCORING MARGIN	+1.14	10th	3rd
SCORING OFFENSE	3.38	13th	3rd
TOTAL ASSISTS	124	28th	4th
PIM PER GAME	9.14	49th	11th
TOTAL POINTS	195	29th	4th
TOTAL PIM	192	58th	11th
POWER-PLAY GOALS	19	26th	4th
SHORT-HANDED GOALS	1	41st	7th
WIN PERCENTAGE	.643	12th	3rd

INDIVIDUAL LEADERS (as of 1/30/23)

	STAT	NCAA	ECAC
ASSISTS PER GAME			
Sam Malinski	0.71	27th	7th
Gabriel Seger	0.68	37th	8th
GOALTENDER WIN PERCENTAGE			
Ian Shane	.658	15th	3rd
GOALS-AGAINST AVERAGE			
Ian Shane	1.92	6th	2nd
HAT TRICKS			
Dalton Bancroft	1	4th	1st
POINTS PER GAME			
Gabriel Seger	1.00	36th	9th
Sam Malinski	0.95	48th	12th
SAVE PERCENTAGE			
Ian Shane	.912	38th	6th
SHORT-HANDED GOALS			
Sam Malinski	1	23rd	5th
SHUTOUTS			
Ian Shane	3	11th	3rd

IN THE RANKINGS

Date	Pairwise	USCHO	USA Today
Preseason	N/A	19 (118)	19 (85)
Sept. 26	N/A	—	19 (85)
Oct. 3	N/A	19 (106)	19 (96)
Oct. 10	N/A	19 (115)	19 (95)
Oct. 17	N/A	20 (87)	19 (101)
Oct. 24	N/A	20 (106)	20 (106)
Oct. 31	N/A	RV (12)	RV (13)
Nov. 7	N/A	RV (1)	RV (7)
Nov. 14	N/A	NR	NR
Nov. 21	N/A	RV (1)	NR
Nov. 28	N/A	RV (29)	RV (34)
Dec. 5	19	RV (41)	20 (42)
Dec. 12	18	RV (51)	20 (63)
Dec. 19	17	—	RV (53)
Jan. 2	17	18 (123)	17 (115)
Jan. 9	11	15 (311)	14 (258)
Jan. 16	14	16 (293)	12 (259)
Jan. 23	10	11 (441)	11 (365)
Jan. 30	11	11 (448)	11 (316)

Pairwise not acknowledged until December due to small sample size

ON THIS DATE (FEB. 3)

- Cornell will be playing on Feb. 3 for the 23rd time in program history on Friday, and the first time since 2018 when RPI defeated the Big Red 2-1 at Lynah Rink.
- The Big Red have a 12-8-2 record on Feb. 3, and has won six of its last nine games (6-2-1) on the date.
- It will be the fourth time Cornell and RPI are playing on Feb. 3. RPI is unbeaten in the contests, 2-0-1, claiming a 4-3 victory in 1984, along with the 2018 win. The two teams played to a 2-2 tie in 2012 at Houston Field House.
- Cornell's last win on Feb. 3 came in 2017 when it defeated No. 4-ranked Union, 5-3. **ANTHONY ANGELLO** scored twice, while **JEFF KUBIAK**, **TREVOR YATES**, and **JAKE WEIDNER** each logged two-point nights.

ON THIS DATE (FEB. 4)

- Saturday's game will be Cornell's 18th all-time game on Feb. 4. The Big Red have an 11-5-1 mark on the date, having won five of its last seven (5-1-1).
- It will be the second meeting between Union and Cornell on Feb. 4, with the other instance coming at Messa Rink in 2012 when the contest was played to a 4-4 tie. Future NHLer Shayne Gostisbehere factored in all four of Union's goals (one goal, three assist). **PATRICK MCCARRON** (two assists) and **MATHIEU BRISSON** (goal, assist) had multiple points for Cornell.
- Back in 1978, Cornell defeated Dartmouth, 12-2, at Lynah Rink behind six-point nights by **ROY KERLING** (two goals, four assists) and **MARK WEISS** (three goals, three assists). **LANCE NETHERY** and **BROCK TREDWAY** each chipped in with a goal and three helpers.
- Cornell is 5-1 all-time at Lynah Rink on Feb. 4, and 6-2 all-time at home. The Big Red defeated UMass, 4-0, in 1922, and lost to Williams, 4-2 in double overtime, in 1927 on Beebe Lake.

FRESH(MAN) HAT TRICK

- With his hat trick against UConn at Madison Square Garden on Nov. 26, freshman **DALTON BANCROFT** became the 16th Cornell freshman to score at least three goals in a game since first-year players were eligible to play in 1975-76.
- Bancroft joined **ROY KERLING** (1977-78), **BROCK TREDWAY** (1977-78), **DUANNE MOESER** (1982-83), **PETE NATYSHAK** (1982-83), **JOE NIEUWENDYK** (1984-85), **CHRIS GRENIER** (1985-86), **CASEY JONES** (1986-87), **TRENT ANDISON** (4 goals in 1987-88), **VINCENT AUGER** (1993-94), **RYAN SMART** (1994-95), **KYLE KNOPP** (1995-96), **MATT MOULSON** (2002-03), **JEFF MALOTT** (2016-17), **KYLE BETTS** (2017-18), and **BEN BERARD** (2019-20).
- It was just the second hat trick by a Cornell player in program history at Madison Square Garden, joining **DICK BERTRAND** who did so against St. Lawrence on Dec. 23, 1969. Bertrand later became the head coach of the Big Red for 12 seasons from 1970-82, taking over for the legendary **NED HARKNESS**.
- Should Bancroft record another hat trick this season, he would become the sixth Cornell freshman with multiple hat tricks in a season. The others include former NHLers **JOE NIEUWENDYK** and **BROCK TREDWAY**, along with **ROY KERLING**, **DUANNE MOESER**, and **RYAN SMART**.

ECAC PRESEASON POLL

- ECAC Hockey announced Sept. 21 during its annual Media Day call that the Cornell hockey team was slated to finish fourth.
- Finishing ahead of the Big Red was Quinnipiac, who was dubbed the preseason favorite after finishing with eight first-place votes and a 118-point total. Harvard received the remaining four first-place votes, finishing with 109 points. Clarkson was third with 105 points.
- Behind Cornell was Clarkson with 90 points, while Colgate (77) and RPI (70) were picked to finish sixth and seventh, respectively.
- St. Lawrence (57), Union (45), Dartmouth (43), Yale (32), Brown (26), and Princeton (20) rounded out the 11-team poll.

LEADERSHIP GROUP ANNOUNCED

- Senior defensemen **SAM MALINSKI** and **TRAVIS MITCHELL** were named co-captains, and fifth-year forward **MAX ANDREEV** and senior forward **MATT STIENBURG** were tabbed co-alternate captains back on Sept. 29.
- All four players are currently assuming leadership roles for the first time with the Cornell hockey program.

MEDIA INFORMATION

- The Jay R. Bloom '77 Head Coach of Men's Hockey, **MIKE SCHAFFER** '86, and requested student-athletes, will be available to the media after a required 10-minute "cooling-off" period following each game at Lynah Rink and on the road. The Big Red locker room is closed to all media members.
- All interviews with head coach **MIKE SCHAFFER** '86 and student-athletes must be requested in advance through Cornell's athletic communications office.

SERIES HISTORY



CORNELL LEADS, 67-39-11

Ithaca, N.Y. (Lynah Rink)	32-14-8 (31-14-8)
Troy, N.Y. (Houston Field House)	30-22-3 (29-22-3)
Neutral Sites	5-3-0
Under Mike Schafer	35-19-9

MOST GOALS - CORNELL

Ithaca	13
COR, 13-1 (2/16/1924)	
Troy	7 (thrice)
Last: COR, 7-6 (3/1/1986)	

MOST GOALS - RPI

Ithaca	8
RPI, 8-0 (12/18/1963)	
Troy	9 (twice)
Last: RPI, 9-1 (3/4/1994)	

GAME-BY-GAME RESULTS (SCHAFFER ERA)

DATE	SITE	RESULT	SCORE
12/9/1995	Troy, N.Y.	L	3-5
2/24/1996	Ithaca, N.Y.	W	4-0
12/6/1996	Ithaca, N.Y.	L	2-4
2/22/1997	Troy, N.Y.	W	5-2
3/14/1997	Lake Placid, N.Y.	W	5-3
12/6/1997	Troy, N.Y.	L	5-7
2/27/1998	Ithaca, N.Y.	L	3-4
3/13/1998	Troy, N.Y.	W	5-4
3/14/1998	Troy, N.Y.	L	0-3
3/15/1998	Troy, N.Y.	W	5-4
12/5/1998	Ithaca, N.Y.	T	3-3 (OT)
2/26/1999	Troy, N.Y.	L	5-7
11/5/1999	Troy, N.Y.	L	4-5 (OT)
2/19/2000	Ithaca, N.Y.	W	3-2
11/11/2000	Troy, N.Y.	W	3-2
3/2/2001	Troy, N.Y.	L	1-2
11/10/2001	Ithaca, N.Y.	W	4-1
3/1/2002	Troy, N.Y.	W	2-1
3/15/2002	Lake Placid, N.Y.	W	3-0
1/18/2003	Troy, N.Y.	W	3-2
2/21/2003	Ithaca, N.Y.	W	5-0
3/14/2003	Ithaca, N.Y.	W	3-2
3/15/2003	Ithaca, N.Y.	W	4-0
1/17/2004	Ithaca, N.Y.	L	0-2
2/20/2004	Troy, N.Y.	W	2-1
1/15/2005	Troy, N.Y.	W	5-0
2/18/2005	Ithaca, N.Y.	W	3-0
11/19/2005	Ithaca, N.Y.	T	1-1 (OT)
2/24/2006	Troy, N.Y.	L	0-2
12/1/2006	Ithaca, N.Y.	T	3-3 (OT)
2/10/2007	Troy, N.Y.	W	6-1
1/11/2008	Troy, N.Y.	W	2-1
2/16/2008	Ithaca, N.Y.	W	7-1
1/17/2009	Troy, N.Y.	W	3-0
2/20/2009	Ithaca, N.Y.	W	4-1
3/13/2009	Ithaca, N.Y.	L	0-1
3/14/2009	Ithaca, N.Y.	W	4-0
3/15/2009	Ithaca, N.Y.	W	4-3
12/4/2009	Troy, N.Y.	W	2-1
2/27/2010	Ithaca, N.Y.	T	1-1 (OT)
1/4/2011	Ithaca, N.Y.	W	5-1
2/12/2011	Troy, N.Y.	W	3-2 (OT)
2/3/2012	Troy, N.Y.	T	2-2 (OT)
2/25/2012	Ithaca, N.Y.	L	1-2 (OT)
1/19/2013	Troy, N.Y.	L	2-3
2/22/2013	Ithaca, N.Y.	W	4-1
11/8/2013	Troy, N.Y.	T	3-3 (OT)
2/15/2014	Ithaca, N.Y.	L	1-3
1/17/2015	Troy, N.Y.	L	0-3
2/20/2015	Ithaca, N.Y.	T	2-2 (OT)
1/15/2016	Troy, N.Y.	L	0-1
2/27/2016	Ithaca, N.Y.	T	3-3 (OT)
2/4/2017	Troy, N.Y.	W	4-3
2/24/2017	Ithaca, N.Y.	W	2-0
2/3/2018	Ithaca, N.Y.	L	1-2
2/23/2018	Troy, N.Y.	W	4-2
2/2/2019	Troy, N.Y.	T	1-1 (OT)
2/22/2019	Ithaca, N.Y.	L	2-3 (OT)
1/10/2020	Troy, N.Y.	W	3-0
2/15/2020	Ithaca, N.Y.	W	4-2
11/13/2021	Ithaca, N.Y.	W	11-3
2/11/2022	Troy, N.Y.	L	2-6
1/7/2023	Troy, N.Y.	W	6-4

SCOUTING RPI

- RPI enters this weekend with a 10-15-1 overall record and a 5-9-0 mark in ECAC Hockey play.
- In a tale of two venues, the Engineers have a 10-3-1 record on its home ice at Houston Field House this season, but is winless in its contests away from Troy (0-12-0).
- The Engineers are coming off a 6-0 loss to its Capital Region rival Union in the 10th annual Mayor's Cup at MVP Arena in Albany last Saturday.
- Sutter Muzzatti paces the Engineers offense with 17 points (six goals, 11 assists). Jakob Lee is right behind with 16 points (six goals, 10 assists). Ryan Mahshie has a team-leading 10 goals on the year.
- Jack Watson has started 23 of RPI's 26 games this season, logging a 3.20 goals-against average and an .888 save percentage.

SERIES HISTORY

- Friday will be the 118th all-time meeting between the two Empire State programs, which dates back to the first meeting back on Jan. 31, 1908 in Albany, N.Y., at Empire Rink.
- Cornell has a 67-39-11 advantage in the series, with the Big Red going unbeaten in nine of its last 11 against the Engineers (7-2-2).
- Home ice has favored the Big Red in the series as Cornell is 32-14-8 all-time at home against RPI. The lone contest not played at Lynah Rink was when the two programs played on Beebe Lake on Feb. 16, 1924, which Cornell prevailed 13-1.
- Of the last 14 games between the Big Red and Engineers, 11 of the contests have been decided by two goals or less.
- In RPI's last game at Lynah Rink in November 2021, **MAX ANDREEV** recorded Cornell's first four-goal game since **RYAN HUGHES** against Boston College on Jan. 29, 1991, as Andreev posted six points in an 11-3 victory for the Big Red.

LAST TIME AGAINST RPI

- Senior **BEN BERARD** and freshman **NICK DESANTIS** each registered four-point nights for Cornell in a 6-4 victory over RPI at Houston Field House on Jan. 6.
- All four of DeSantis' points came on assists, while Berard recorded a goal and three assists.
- Sophomore defenseman **HANK KEMPF** recorded his first collegiate goal, while senior blueliner **SAM MALINSKI**, and freshman **SEAN DONALDSON** also scored for the Big Red.
- Despite allowing four RPI power-play goals — three of which came on a five-minute major penalty — sophomore goaltender **IAN SHANE** made 10 saves for the Big Red.

CORNELL PLAYER STATS VS. RPI

Player	GP	G	A	PTS	SH	SH%	PIM	PPG	SHG	BLK	FOW	FOL	FO%
Max Andreev	5	5	3	8	14	35.7%	4	1	0	4	30	35	46.2%
Ben Berard	5	3	4	7	10	30.0%	0	1	0	1	0	1	0.0%
Matt Stienburg	4	1	4	5	8	12.5%	2	0	0	1	10	6	62.5%
Tim Rego	3	2	2	4	9	22.2%	0	0	0	4	0	0	—
Nick DeSantis	1	0	4	4	0	0.0%	0	0	0	0	0	0	—
Gabriel Seger	7	2	1	3	10	20.0%	4	2	0	2	50	30	62.5%
Zach Tupker	4	2	1	3	5	40.0%	0	0	0	0	19	23	45.2%
Sam Malinski	4	1	1	2	14	7.1%	2	0	0	3	0	0	—
Hank Kempf	3	1	1	2	4	25.0%	0	0	0	0	0	0	—
Ondrej Psenicka	3	1	1	2	7	14.3%	0	0	0	1	0	0	—
Travis Mitchell	5	0	2	2	8	0.0%	4	0	0	6	0	0	—
Sean Donaldson	1	1	0	1	1	100.0%	0	0	0	0	0	0	—
Sebastian Dirven	5	0	1	1	3	0.0%	15	0	0	0	0	0	—
Sullivan Mack	3	0	1	1	1	0.0%	0	0	0	1	0	0	—
Jack Malone	5	0	0	0	6	0.0%	4	0	0	1	7	8	46.7%
Kyle Penney	3	0	0	0	5	0.0%	2	0	0	3	0	0	—
Kyler Kovich	2	0	0	0	2	0.0%	0	0	0	0	0	0	—
Dalton Bancroft	1	0	0	0	1	0.0%	0	0	0	2	0	0	—
Jack Lagerstrom	1	0	0	0	2	0.0%	0	0	0	2	0	0	—
Jack O'Leary	1	0	0	0	3	0.0%	2	0	0	0	0	0	—
Michael Suda	1	0	0	0	1	0.0%	0	0	0	0	0	0	—
TOTALS	67	19	26	45	114	16.7%	39	4	0	31	116	103	53.0%
Player	GP	GS	MIN	GA	GAA	SV	SV%	W	L	T	SHO	PPG	SHG
Ian Shane	1	1	60:00	4	4.00	10	.714	1	0	0	0	4	0

SERIES HISTORY



ALL-TIME SERIES

CORNELL LEADS, 47-22-10

Ithaca, N.Y. (Lynah Rink)	26-11-4 (22-11-3)
Schenectady, N.Y. (Messa Rink)	19-10-6 (18-10-6)
Neutral Sites	2-1-0
Under Mike Schafer	38-18-9

MOST GOALS - CORNELL		MOST GOALS - UNION	
Ithaca	10	Ithaca	7
COR, 10-1 (2/11/1942)		UC, 7-0 (3/7/2015)	
Schenectady	8	Schenectady	7
COR, 8-1 (1/3/1992)		UC, 7-1 (2/21/1997)	

GAME-BY-GAME RESULTS (SCHAFFER ERA)

DATE	SITE	RESULT	SCORE
12/10/1995	Schenectady, N.Y.	T	5-5 (OT)
2/23/1996	Ithaca, N.Y.	W	5-1
12/7/1996	Ithaca, N.Y.	T	3-3 (OT)
2/21/1997	Schenectady, N.Y.	L	1-7
12/5/1997	Schenectady, N.Y.	L	2-4
2/28/1998	Ithaca, N.Y.	L	0-1
12/4/1998	Ithaca, N.Y.	W	5-2
2/27/1999	Schenectady, N.Y.	W	3-1
11/6/1999	Schenectady, N.Y.	W	2-1 (OT)
2/18/2000	Ithaca, N.Y.	W	4-3
11/10/2000	Schenectady, N.Y.	L	0-2
3/3/2001	Schenectady, N.Y.	W	2-1
11/9/2001	Ithaca, N.Y.	W	5-0
3/2/2002	Schenectady, N.Y.	W	3-1
1/17/2003	Schenectady, N.Y.	W	6-0
2/22/2003	Ithaca, N.Y.	W	3-1
1/16/2004	Ithaca, N.Y.	T	1-1 (OT)
2/21/2004	Schenectady, N.Y.	L	0-3
1/14/2005	Schenectady, N.Y.	W	2-1 (OT)
2/19/2005	Ithaca, N.Y.	W	4-1
11/18/2005	Ithaca, N.Y.	L	1-2
2/25/2006	Schenectady, N.Y.	W	2-1
12/2/2006	Ithaca, N.Y.	W	6-0
2/9/2007	Schenectady, N.Y.	T	3-3 (OT)
1/12/2008	Schenectady, N.Y.	L	1-2
2/15/2008	Ithaca, N.Y.	L	2-3
3/14/2008	Schenectady, N.Y.	W	3-2
3/15/2008	Schenectady, N.Y.	W	3-2
1/16/2009	Schenectady, N.Y.	W	4-1
2/21/2009	Ithaca, N.Y.	W	5-2
12/5/2009	Schenectady, N.Y.	T	2-2 (OT)
2/26/2010	Ithaca, N.Y.	W	4-1
3/20/2010	Albany, N.Y.	W	3-0
1/15/2011	Ithaca, N.Y.	L	1-5
2/11/2011	Schenectady, N.Y.	L	0-4
2/4/2012	Schenectady, N.Y.	T	4-4 (OT)
2/24/2012	Ithaca, N.Y.	W	3-2
1/18/2013	Schenectady, N.Y.	W	3-2
2/23/2013	Ithaca, N.Y.	W	4-2
11/9/2013	Schenectady, N.Y.	L	0-3
2/14/2014	Ithaca, N.Y.	L	1-4
3/21/2014	Lake Placid, N.Y.	L	2-5
1/16/2015	Schenectady, N.Y.	W	5-1
2/21/2015	Ithaca, N.Y.	W	2-1
3/6/2015	Ithaca, N.Y.	L	2-4
3/7/2015	Ithaca, N.Y.	L	0-7
1/16/2016	Schenectady, N.Y.	T	3-3 (OT)
2/26/2016	Ithaca, N.Y.	L	1-5
3/4/2016	Ithaca, N.Y.	W	1-0
3/5/2016	Ithaca, N.Y.	W	2-1 (OT)
2/3/2017	Schenectady, N.Y.	W	5-3
2/25/2017	Ithaca, N.Y.	T	3-3 (OT)
3/17/2017	Lake Placid, N.Y.	W	4-1
2/2/2018	Ithaca, N.Y.	W	4-3
2/24/2018	Schenectady, N.Y.	L	3-4
2/1/2019	Schenectady, N.Y.	W	4-0
2/23/2019	Ithaca, N.Y.	W	3-1
3/15/2019	Ithaca, N.Y.	L	2-3
3/16/2019	Ithaca, N.Y.	W	4-0
3/17/2019	Ithaca, N.Y.	W	4-2
1/11/2020	Schenectady, N.Y.	T	3-3 (OT)
2/14/2020	Ithaca, N.Y.	W	5-2
11/12/2021	Ithaca, N.Y.	W	4-1
2/12/2022	Schenectady, N.Y.	W	5-2
1/6/2023	Schenectady, N.Y.	W	6-1

SCOUTING UNION

- Union enters this weekend with a 10-14-2 overall record and a 4-9-1 mark in ECAC Hockey play. The Dutchmen have picked up points in three of its last four games (2-1-1). The Dutchmen have struggled on the road this season, posting a 1-10-2 record away from Messa Rink.
- Nate Hanley leads Union with 19 points (four goals, 15 assists), while John Prokop is right behind with 17 points (four goals, 13 assists). Tyler Watkins has a team-leading eight goals.
- Connor Murphy has started all 22 of his appearances this season, registering an 8-12-1 record along with a 3.54 goals-against average and a save percentage of .888.

SERIES HISTORY

- Saturday will be the 80th all-time meeting between the Big Red and Dutchmen, a series Cornell has a 47-22-10 advantage in.
- The series has been dominated by Cornell of late, as the Big Red is 13-2-2 over the last 17 meetings.
- Cornell is unbeaten in its last seven games against Union (6-0-1), outscoring Dutchmen 31-11, and posting an average margin of victory of 2.86.
- Since 2016-17, Cornell has scored at least three goals in 14 of the 15 games against Union. The Big Red have also scored at least four goals in 10 of the 15 meetings, including each of the last four.

LAST MEETING WITH UNION

- In his first game at Messa Rink since transferring from Union, junior forward **GABRIEL SEGER** posted his third career three-point game, aiding Cornell to a 6-1 victory over the Dutchmen on Jan. 6.
- Seeger scored a goal and logged a pair of assists to record his third career three-point game, while senior forward **JACK MALONE** registered his first career multi-goal game with his two tallies.
- Fellow seniors **SAM MALINSKI** (two assists) and **BEN BERARD** (one goal, one assist) also logged multi-point nights for Cornell.
- Sophomore goaltender **IAN SHANE** stopped 18 Union shots for the Big Red.

FAMILIAR FACES

- Along with Seeger squaring off against the team he spent the previous three years with, Union has a familiar face to many Cornell fans in **BEN TUPKER**, the twin brother of current Big Red forward **ZACH TUPKER**.
- BEN TUPKER** recorded nine points (five goals, four assists) in 34 career games with the Big Red from 2019-22.

CORNELL PLAYER STATS VS. UNION

Player	GP	G	A	PTS	SH	SH%	PIM	PPG	SHG	BLK	FOW	FOL	FO%
Sam Malinski	4	1	4	5	13	7.7%	6	0	0	2	0	0	—
Max Andreev	8	0	5	5	8	0.0%	4	0	0	0	31	68	31.3%
Jack Malone	5	4	0	4	10	40.0%	2	1	0	3	4	4	50.0%
Ben Berard	5	1	2	3	13	7.7%	2	0	0	2	1	1	50.0%
Sebastian Dirven	4	1	2	3	5	20.0%	2	0	0	4	0	0	—
Kyle Penney	3	1	2	3	4	25.0%	2	0	0	2	0	0	—
Gabriel Seeger	1	1	2	3	2	50.0%	0	1	0	0	14	4	77.8%
Matt Stienburg	4	0	3	3	6	0.0%	2	0	0	5	4	10	28.6%
Travis Mitchell	5	1	1	2	13	7.7%	2	0	0	4	0	0	—
Ondrej Psenicka	3	1	1	2	5	20.0%	2	0	0	0	0	0	—
Tim Rego	3	1	0	1	3	33.3%	0	0	0	1	0	0	—
Hank Kempf	3	0	1	1	2	0.0%	2	0	0	1	0	0	—
Dalton Bancroft	1	0	1	1	1	0.0%	0	0	0	0	0	0	—
Nick DeSantis	1	0	1	1	0	0.0%	0	0	0	0	0	0	—
Zach Tupker	4	0	0	0	3	0.0%	0	0	0	2	14	20	41.2%
Kyler Kovich	2	0	0	0	0	0.0%	0	0	0	0	0	0	—
Sullivan Mack	2	0	0	0	2	0.0%	0	0	0	0	0	0	—
Michael Suda	2	0	0	0	4	0.0%	4	0	0	1	0	0	—
Sean Donaldson	1	0	0	0	2	0.0%	0	0	0	0	0	0	—
Jack O'Leary	1	0	0	0	3	0.0%	0	0	0	0	0	0	—
Winter Wallace	1	0	0	0	0	0.0%	0	0	0	0	0	0	—
TOTALS	67	19	26	45	114	16.7%	39	4	0	31	116	103	53.0%
Player	GP	GS	MIN	GA	GAA	SV	SV%	W	L	T	SHO	PPG	SHG
Ian Shane	1	1	59:31	1	1.01	18	.947	1	0	0	0	0	0



MIKE SCHAFER '86

Jay R. Bloom '77 Head Coach of Men's Ice Hockey
28th Season as Head Coach • 35th Season at Cornell

The longest-tenured head coach in Cornell men's hockey history, **MIKE SCHAFER** '86, enters his 28th season at the helm of the Cornell men's hockey program.

When Schafer returned to his alma mater in the summer of 1995 to become Cornell's 12th head coach in men's hockey history, Schafer's goal was to bring the Big Red to a position of national prominence.

Already the winningest head coach in Cornell men's hockey history, Schafer has accomplished that objective with his 512-278-104 record. His 512 wins rank fourth among active Division I coaches and his .631 win percentage is good for sixth among active Division I coaches.

Schafer has guided the Big Red to 12 NCAA Tournament appearances and a berth to the 2003 NCAA Frozen Four — the program's first since 1980. That year, Cornell set a school record for wins (30), finishing with one more victory than the 1969-70 national championship squad, who went undefeated (29-0-0). The 2002-03 team's 19-2-1 record in ECAC Hockey play was Cornell's best mark in league play since 1969-70 when Cornell was 21-0 in league action.

In 2020, Schafer was named a co-winner of the Spencer Penrose Award, given to the nation's top head coach. It was the first time Schafer won the award after being a finalist on five occasions after being named ECAC Hockey's Coach of the Year.

The Big Red have been regularly ranked among the nation's elite during Schafer's tenure, including being named No. 1 in both the USCHO.com and the USA Today/USA Hockey Magazine polls at the time the 2019-20 postseason was halted due to the COVID-19 pandemic.

Cornell has claimed five Whitelaw Cup (ECAC Hockey tournament titles), which surpassed the legendary **NED HARKNESS** for the most in program history. Schafer has also led the Big Red to three Cleary Cups (ECAC's top regular-season team) in three of the last four years of competition.

In 2002-03, Schafer led the Big Red to the NCAA Frozen Four, setting a school record with 30 wins, one better than the 1969-70 squad who went 29-0-0. Cornell's 19-2-1 mark in ECAC Hockey in 2002-03 was Cornell's best since the 1969-70 team went 21-0 in league play.

Over his career, Schafer has coached 10 different players to First Team All-America status 11 times, seven Ivy League Players of the Year, 5 ECAC Hockey Ken Dryden Award winners (league's best goaltender), five ECAC Hockey Rookies of the Year, and five Ivy Rookies of the Year, and three ECAC Hockey Players of the Year.

A native of Durham, Ontario, Schafer played junior hockey with the Guelph Jr. A Holody Platers, who were finalists in the Centennial Cup for the National Championship in 1982.

Schafer and his wife, Diane, have two sons, Luke and John '18, and a daughter, Michelle.

SCHAFER FILE

COACHING EXPERIENCE

1995-Pres.	Cornell (Head Coach)
1994-95	Western Michigan (Associate HC)
1990-94	Western Michigan (Assistant Coach)
1986-90	Cornell (Assistant Coach)

PLAYING EXPERIENCE

1983-86	Cornell
---------	---------

EDUCATION

Cornell University

- B.A., Business Management & Marketing, 1986

NCAA COACHING CAREER

SEASON	OVERALL	W-L%	CONF.	W-L%
CORNELL (1995 - PRES.)				
1995-96	21-9-4	.676	14-4-4	.727
1996-97	21-9-5	.671	14-6-2	.682
1997-98	15-16-2	.485	9-12-1	.432
1998-99	12-15-4	.452	9-10-3	.477
1999-00	16-14-2	.531	10-9-1	.525
2000-01	16-12-5	.561	11-8-3	.568
2001-02	25-8-2	.743	17-3-2	.818
2002-03	30-5-1	.847	19-2-1	.886
2003-04	16-10-6	.594	13-6-3	.659
2004-05	27-5-3	.814	18-2-2	.864
2005-06	22-9-4	.686	13-6-3	.659
2006-07	14-13-4	.516	10-8-4	.545
2007-08	19-14-3	.569	12-9-1	.568
2008-09	22-10-4	.667	13-6-3	.659
2009-10	21-9-4	.676	14-5-3	.705
2010-11	16-15-3	.515	11-9-2	.545
2011-12	19-9-7	.643	12-4-6	.682
2012-13	15-16-3	.485	8-11-3	.432
2013-14	17-10-5	.609	11-7-4	.591
2014-15	11-14-6	.452	9-9-4	.500
2015-16	16-11-7	.574	8-8-6	.500
2016-17	21-9-5	.671	13-4-5	.705
2017-18	25-6-2	.788	17-3-2	.818
2018-19	21-11-4	.639	13-5-4	.682
2019-20	23-2-4	.862	18-2-2	.864
2020-21	-- NO SEASON (COVID-19 PANDEMIC) --			
2021-22	18-10-4	.625	12-6-4	.636
2022-23	13-7-1	.643	10-4-0	.714
TOTAL	512-278-104	.631	338-168-78	.646

SCHAFER'S STATISTICAL BREAKDOWN

CATEGORY	2022-23	UNDER SCHAFER
Overall	13-7-1	512-278-104
ECAC Hockey	10-4-0	338-168-78
Ivy League	6-2-0	186-91-30
Non-Conference	3-3-1	174-110-26
Home	7-1-1	268-102-45
Away	5-6-0	185-123-50
Neutral	1-0-0	59-53-9
October	0-2-0	16-10-2
November	6-2-0	132-60-21
December	2-1-1	52-30-17
January	5-2-0	106-61-34
February	0-0-0	121-63-27
March	0-0-0	85-53-3
April	0-0-0	0-1-0

CATEGORY	2022-23	UNDER SCHAFER
Scoring First	11-3-0	371-86-50
Opponent Scores First	2-4-1	141-192-47
When Shutout	0-2-0	0-47-7
Score One Goal	1-1-0	21-86-25
Score Two Goals	1-3-0	81-86-38
Score Three Goals	3-1-1	137-40-26
Score Four Goals	1-0-0	116-15-5
Score 5+ Goals	7-0-0	157-4-3
Shutout Opponent	3-0-0	106-0-7
Allows One Goal	5-0-0	174-14-25
Allows Two Goals	3-2-0	153-47-38
Allows Three Goals	0-1-1	59-67-26
Allows Four Goals	2-3-0	19-66-5
Allows 5+ Goals	0-1-0	1-84-3

CATEGORY	2022-23	UNDER SCHAFER
Leading after 1st period	9-2-0	263-46-24
Trailing after 1st period	2-4-1	63-143-28
Tied after 1st period	2-1-0	186-89-52
Leading after 2nd period	11-0-0	389-22-27
Trailing after 2nd period	1-5-1	29-188-29
Tied after 2nd period	1-2-0	94-68-48
Outshooting Opponents	12-4-1	315-127-54
Outshot by Opponent	1-2-0	181-140-47
Tied in Shots	0-1-0	16-11-3
In Overtime	0-1-1	49-41-104
In Shootouts	1-0-0	5-7
vs. Ranked Opponents	2-6-0	111-100-28



BEN SYER

11th Season as Associate Head Coach; 12th Season at Cornell
Western Ontario '98

Serving as the Big Red's recruiting director and manager of the team's vaunted defensive unit, **BEN SYER**'s efforts were perhaps no more celebrated than during the 2017-18 season. He helped Cornell lead the nation in team defense with a paltry 1.58 goals-against average and was named the winner of the American Hockey Coaches Association's 2018 Terry Flanagan Award.

One of the AHCA's major annual awards, the Terry Flanagan Award is presented to the assistant coach whose career body of work best honors that of the award's name sake.

"He can hold court with a group of assistant coaches on the road with the best of them," said **MIKE SCHAFFER**, adding that this is the first time he's nominated anyone for a major AHCA award in his 23-year tenure at the helm of the Big Red. "He knows the elder statesmen, but he also knows the young

guys like Terry did. He would make sure to say hello to everyone in the rink and lend a helping hand to young assistants. I admired Terry for this. He and his family are of the highest character, upfront and honest."

Syer joined Cornell in June 2011 as an assistant coach, then was promoted to associate head coach the following summer. He previously served as associate head coach during his 12 seasons at Quinnipiac under head coach Rand Pecknold. During that run, the Bobcats posted a 242-168-46 record with one NCAA tournament appearance (2002) and nine 20-win seasons.

A native of Kitchener, Ontario, Syer arrived at Quinnipiac after serving one season as an assistant coach at Ohio University. A 1998 graduate of Western Ontario, Syer earned a bachelor's degree in urban development. He earned his master's degree in physical education with a concentration in athletic administration in 2000.



SEAN FLANAGAN

Seventh Season as Assistant Coach
St. Lawrence '10

Flanagan enters his seventh season as an assistant coach on head coach **MIKE SCHAFFER**'s staff. During his previous six seasons, Flanagan helped guide the Big Red to post a 108-38-19 record, good for a .712 win percentage. In his first three years on Schaffer's staff, Flanagan aided Cornell in going 3-for-3 in advancing to the NCAA Tournament (and likely would have been 4-for-4, if the 2019-20 season had not ended prematurely). Prior to arriving on East Hill prior to the 2016-17 season, Flanagan made a couple of stops after his four-year playing career at St. Lawrence. After playing professionally in the ECHL with the Las Vegas Wranglers and Quad City Mallards, he became an assistant coach at Division III Hobart from 2012-15. While working under

former Cornell assistant coach Mark Taylor, he helped build a team who won the ECAC West titles in 2015 and 2016, leading the Statesmen to NCAA Tournament appearances. After Hobart, Flanagan spent one season as the Director of Hockey Operations at UMass Lowell, during the 2015-16 season. Flanagan is no stranger to ECAC Hockey, as he played 121 career games with St. Lawrence up to the 2010-11 season, where he racked up 12 goals and 40 assists for 52 points, helping the Saints advance to the league's championship weekend twice over his four years with the Saints. Flanagan graduated from St. Lawrence with a bachelor of arts degree in history with a minor in sports studies and exercise sciences in 2010 before receiving his master of education degree from St. Lawrence the following year.



MITCH STEPHENS

Fourth Season as Volunteer Assistant Coach; SUNY Geneseo '07

Stephens returns to Cornell after serving as an assistant coach at Geneseo for five years. In his time behind the bench with his alma mater, Stephens helped the Knights win two SUNYAC conference championships (2016, 2018) and make three NCAA Tournament appearances (2014, 2016, and 2018), including two trips to the national semifinals. As a senior, Stephens was named runner-up for USCHO Division III Player of the Year, an AHCA Division III First Team, and All-America selection, while being a finalist for the AHCA Sid Watson Memorial Award as the NCAA Division III Player of the Year.



BEN RUSSELL

First Season as Director of Hockey Operations; Cornell '20

Russell rejoined the Cornell men's hockey program in Aug. 2022 to serve as the team's Director of Hockey Operations, after spending the last two seasons as an assistant coach at St. Olaf College, a Minnesota-based Division III school. At St. Olaf, Russell helped the 2021-22 squad to a Minnesota Intercollegiate Athletic Conference (MIAC) tournament title and an NCAA Tournament appearance. While attending Cornell for his undergraduate studies, Russell served as an Assistant Director of Hockey Operations, helping coordinate video, analyzing film, and preparing scouting reports, while incorporating advanced analytics into game preparation.

CORNELLIAN IN THE NHL (AS OF JAN. 31)



MORGAN BARRON
C | Winnipeg | CU from 2018-20

2022-23 STATS			
GP	G	A	PTS
40	5	7	12

CAREER			
GP	G	A	PTS
72	8	18	



JACOB MACDONALD
D | San Jose | CU from 2011-15

2022-23 STATS			
GP	G	A	PTS
35	0	2	2

CAREER			
GP	G	A	PTS
78	2	12	

FORMER CORNELLIAN PLAYING PROFESSIONALLY

LAST UPDATED JAN. 23, 2022

UNITED STATES / CANADA

NHL (2)

- Morgan Barron (Winnipeg)
- Jacob MacDonald (San Jose)

AHL (10)

- Anthony Angello (Springfield)
- Cole Bardreau (Bridgeport)
- Kyle Betts (Belleville)
- Alex Green (Chicago)
- Yanni Kaldis (Bakersfield)
- Jeff Kubiak (Bridgeport)
- Jeff Malott (Manitoba)
- Tristan Mullin (Coachella Valley)
- Riley Nash (Charlotte)
- Michael Regush (Abbotsford)

ECHL (2)

- Matt Cairns (Cincinnati)
- Cody Haiskanen (Idaho)

INTERNATIONAL

AUSTRIA (1)

- Reece Wilcox (HC Pustertal)

GERMANY - DEL (1)

- Alec McCrea (Düsseldorfer EG)

GERMANY - DEL2 (2)

- Joel Lowry (EC Kassel)
- Jake Weidner (EC Kassel)

JAPAN (1)

- Alex Rauter (Yokohama Griets)

NORWAY (1)

- Mitch Gillam (Vålerenga)

RUSSIA - KHL (1)

- Kirill Gotovets (Dynamo Moskva)

SWEDEN - ALLSVENSKAN (1)

- Matthew Galajda (Djurgårdens IF)

SWEDEN - SHL (1)

- Joakim Ryan (Malmö)

SWITZERLAND - SL (1)

- Sean Collins (EHC Olten)

CORNELLIAN IN THE NHL



CORNELLIAN IN THE NHL (2)

PLAYER	YEARS AT CORNELL	NHL SEASON	CURRENT TEAM
Morgan Barron	2018-20	3rd	Winnipeg
Jacob MacDonald	2011-15	4th	San Jose

NHLERS TO PLAY UNDER SCHAFFER AT CORNELL (28)

PLAYER	YEAR(S) COACHED	NHL CAREER	TEAM(S)
AS AN ASSISTANT COACH (4)			
Joe Nieuwendyk	1986-87	1987-07	CGY, DAL, NJ, TOR, FLA
Corrie D'Alessio	1987-90	1992-93	HFD
Dan Ratushny	1988-90	1992-93	VAN
Ryan Hughes	1989-90	1995-96	BOS

AS A HEAD COACH (24)

Brad Chartrand	1995-96	1999-04	LAK
P.C. Drouin	1995-96	1996-97	BOS
Jean-Marc Pelletier	1995-97	1998-04	PHI, PHX
Matt Underhill	1998-02	2003-04	CHI
Douglas Murray	1999-03	2005-14	SJ, PIT, MTL
Ryan Vesce	2000-04	2008-10	SJ
Mike Iggulden	2001-05	2007-09	SJ, NYI
David LeNeveu	2001-03	2005-11	PHX, CBJ
Matt Moulson	2002-06	2007-18	LA, NYI, BUF, MIN
Ryan O'Byrne	2003-06	2007-13	MTL, COL, TOR
Byron Bitz	2003-07	2008-12	BOS, FLA, VAN
Raymond Sawada	2004-08	2008-11	DAL
Colin Greening	2006-10	2010-16	OTT, TOR
Brendon Nash	2006-10	2010-11	MTL
Ben Scrivens	2006-10	2011-16	TOR, LA, EDM, MTL
Riley Nash	2007-10	2011-21	CAR, BOS, CBJ, WPG, TB, ARI
Sean Collins	2008-12	2012-16	CBJ, WSH
Brian Ferlin	2011-14	2014-15	BOS
Joakim Ryan	2011-15	2017-21	SJ, LA, CAR
Jacob MacDonald	2011-15	2018-	FLA, COL, SJ
Cole Bardreau	2011-15	2019-22	NYI
Anthony Angello	2015-18	2019-21	PIT
Morgan Barron	2018-20	2020-	NYR, WPG
Jeff Malott	2016-20	2021-22	WPG

CORNELLIAN NHLERS IN HOCKEY HALL OF FAME (2)

KEN DRYDEN

G | Montréal | CU from 1966-69

Career stats

GP	SV	GAA	SV%
397	10,213	2.24	.922



5-time Vezina Trophy winner; 6-time All-Star

JOE NIEUWENDYK

C | Calgary, Dallas, New Jersey, Toronto, Florida | CU from 1984-87

Career stats

GP	G	A	PTS
1,257	564	562	1,126



1988 Calder; 1995 Clancy; 1999 Conn Smythe



Patrick Shanahan/Cornell Athletics

ITHACA, N.Y. (JUNE 26, 2022) — **JACOB MACDONALD** '15 became the third player in Cornell history to lift the Stanley Cup when his Colorado Avalanche defeated the Tampa Bay Lightning, 2-1, in Game 6 of the 2022 Stanley Cup Playoffs at Amalie Arena in Tampa, Fla.

MacDonald joined six-time winner **KEN DRYDEN** and three-time champion **JOE NIEUWENDYK** in hoisting the oldest existing trophy awarded to a professional sports franchise in North America.

Since graduating from Cornell, MacDonald has played in the ECHL with the Elmira Jackals and Toledo Walleye, the AHL with the Springfield Falcons, Albany and Binghamton Devils, Springfield Thunderbirds and Colorado Eagles around NHL stints with the Florida Panthers in 2018-19 and the Avalanche in both 2020-21 and 2021-22.

He played eight regular-season games with Colorado this season and has two goals and eight assists in 43 regular season NHL games.

MacDonald was called up from Colorado of the AHL in early June to provide the Avalanche with some additional depth at the defenseman position.

The three-year starter for the Big Red accumulated four goals and 17 assists for 21 points in 104 career games. His plus-6 rating as a senior ranked second on the club.

2022-23 CORNELL BIG RED SKATER CAPSULES



#2 PETER MUZYKA

Defenseman • Sr. • 6-3 • 194 lbs • Shoots: Left

Toronto, Ontario • New Mexico Ice Wolves (NAHL)

SEASON	TEAM	GP	G	A	Points	Shots	Shot%	Pen-Min	+/-	PPG	SHG	GWG	Blk	FOW	FOL	FO%
2021-22	CU	6	0	0	0	0	.000	2 - 15	1	0	0	0	4	0	0	.000
TOTAL		6	0	0	0	0	.000	2 - 15	1	0	0	0	4	0	0	.000

MUZYKA AT A GLANCE

Most Goals N/A
 Most Assists N/A
 Most Points N/A

First Goal N/A
 First Assist N/A
 Last Goal N/A
 Last Assist N/A

Longest Point Streak N/A
 Longest Goal Streak N/A
 Longest Assist Streak N/A



#3 JACK O'BRIEN

Defenseman • Fr. • 6-0 • 170 lbs • Shoots: Left

White Rock, British Columbia • Nanaimo Clippers (BCHL)

SEASON	TEAM	GP	G	A	Points	Shots	Shot%	Pen-Min	+/-	PPG	SHG	GWG	Blk	FOW	FOL	FO%
2021-22	CU	32	0	8	8	54	.000	3 - 6	8	0	0	0	12	0	0	.000
2022-23	CU	18	1	1	2	13	.077	3 - 6	7	0	0	0	26	0	0	.000
TOTAL		50	1	9	10	67	.015	6 - 12	15	0	0	0	38	0	0	.000

O'BRIEN AT A GLANCE

Most Goals N/A
 Most Assists N/A
 Most Points N/A

First Goal N/A
 First Assist N/A
 Last Goal N/A
 Last Assist N/A

Longest Point Streak N/A
 Longest Goal Streak N/A
 Longest Assist Streak N/A



#4 HANK KEMPf

Defenseman • So. • 6-2 • 200 lbs • Shoots: Left

Wilmette, Illinois • Muskegon Lumberjacks (USHL)



SEASON	TEAM	GP	G	A	Points	Shots	Shot%	Pen-Min	+/-	PPG	SHG	GWG	Blk	FOW	FOL	FO%
2021-22	CU	32	0	8	8	54	.000	3 - 6	8	0	0	0	12	0	0	.000
2022-23	CU	18	1	1	2	13	.077	3 - 6	7	0	0	0	26	0	0	.000
TOTAL		50	1	9	10	67	.015	6 - 12	15	0	0	0	38	0	0	.000

KEMPf AT A GLANCE

Most Goals 1, at RPI (1/7/23)
 Most Assists 2, at Princeton (1/21/22)
 Most Points 2, at Princeton (1/21/22)

First Goal at RPI (1/7/23)
 First Assist at Dartmouth (11/6/21)
 Last Goal at RPI (1/7/23) - 5 games
 Last Assist at St. Lawrence (11/11/22) - 13 games

Longest Point Streak 4 games (11/6/21 - 11/19/21)
 Longest Goal Streak N/A
 Longest Assist Streak 4 games (11/6/21 - 11/19/21)



#5 SEBASTIAN DIRVEN

Defenseman • Sr. • 6-3 • 205 lbs • Shoots: Left

Bainville, Ontario • Central Illinois Flying Aces (USHL)

SEASON	TEAM	GP	G	A	Points	Shots	Shot%	Pen-Min	+/-	PPG	SHG	GWG	Blk	FOW	FOL	FO%
2019-20	CU	28	1	3	4	22	.045	9 - 18	10	0	0	0	17	0	0	.000
2021-22	CU	31	1	5	6	20	.050	11 - 33	5	0	0	0	24	0	0	.000
2022-23	CU	21	1	3	4	19	.053	6 - 23	8	0	0	0	14	0	0	.000
TOTAL		80	3	11	14	61	.049	26 - 74	23	0	0	0	55	0	0	.000

DIRVEN AT A GLANCE

Most Goals 1, (3x), Last: at Union (1/6/23)
 Most Assists 1, (11x), Last: vs. Quinnipiac (1/20/23)
 Most Points 1, (13x), Last: at Union (1/6/23)

First Goal vs. Colgate (2/9/20)
 First Assist at Union (1/11/20)
 Last Goal at Union (1/6/23) - 6 games
 Last Assist vs. Quinnipiac (1/20/23) - 3 games

Longest Point Streak 2, (3x), Last: 11/27/21 - 12/3/21
 Longest Goal Streak N/A
 Longest Assist Streak 2, (2x), Last: 11/27/21 - 12/3/21



#7 JIMMY RAYHILL

Defenseman • So. • 5-9 • 175 lbs • Shoots: Right

New Hartford, New York • Odessa Jackalopes (NAHL)

SEASON	TEAM	GP	G	A	Points	Shots	Shot%	Pen-Min	+/-	PPG	SHG	GWG	Blk	FOW	FOL	FO%
2021-22	CU	31	1	5	6	20	.050	11 - 33	5	0	0	0	24	0	0	.000
2022-23	CU	21	1	3	4	19	.053	6 - 23	8	0	0	0	14	0	0	.000
TOTAL		52	2	8	10	39	.052	17 - 56	13	0	0	0	38	0	0	.000

RAYHILL AT A GLANCE

Most Goals N/A
 Most Assists N/A
 Most Points N/A

First Goal N/A
 First Assist N/A
 Last Goal N/A
 Last Assist N/A

Longest Point Streak N/A
 Longest Goal Streak N/A
 Longest Assist Streak N/A



2022-23 CORNELL BIG RED SKATER CAPSULES



#8 JACK LAGERSTROM

Defenseman • Jr. • 6-2 • 177 lbs • Shoots: Right
Edina, Minnesota • Tri-City Storm (USHL)

SEASON	TEAM	GP	G	A	Points	Shots	Shot%	Pen-Min	+/-	PPG	SHG	GWG	BLK	FOW	FOL	FO%
2021-22	CU	14	0	0	0	16	.000	2 - 4	1	0	0	0	5	0	0	.000
2022-23	CU	7	1	1	2	10	.100	2 - 4	1	0	0	0	2	0	0	.000
TOTAL		21	1	1	2	26	.038	4 - 8	2	0	0	0	7	0	0	.000

LAGERSTROM AT A GLANCE

Most Goals 1, vs. Brown (11/19/22)
Most Assists 1, vs. Sacred Heart (11/22/22)
Most Points 1, (2x), Last: vs. Sacred Heart (11/22/22)

First Goal vs. Brown (11/19/22)
First Assist vs. Sacred Heart (11/22/22)
Last Goal vs. Brown (11/19/22) - 1 game
Last Assist vs. Sacred Heart (11/22/22)

Longest Point Streak 2 games (11/19/22 - Present)
Longest Goal Streak N/A
Longest Assist Streak N/A

O'LEARY AT A GLANCE

Most Goals 1, (4x), Last: vs. Quinnipiac (1/20/23)
Most Assists 1, (5x), Last: at Harvard (1/28/23)
Most Points 2, at North Dakota (1/7/22)

First Goal at North Dakota (1/7/22)
First Assist at North Dakota (1/7/22)
Last Goal vs. Quinnipiac (1/20/23) - 3 games
Last Assist at Harvard (1/28/23)

Longest Point Streak 3 games (11/18/22 - 11/22/22)
Longest Goal Streak N/A
Longest Assist Streak N/A

MITCHELL AT A GLANCE

Most Goals 1, (9x), Last: vs. AIC (12/29/22)
Most Assists 3, at St. Lawrence (12/3/21)
Most Points 3, at St. Lawrence (12/3/21)

First Goal at Clarkson (11/15/19)
First Assist at Michigan State (11/2/19)
Last Goal vs. AIC (12/29/22) - 8 games
Last Assist at Harvard (1/28/23)

Longest Point Streak 4 games (2/19/22 - 3/11/22)
Longest Goal Streak 3 games (12/2/22 - 12/30/22)
Longest Assist Streak 4 games (2/19/22 - 3/11/22)

DONALDSON AT A GLANCE

Most Goals 1, (3x), Last: vs. Princeton (1/21/23)
Most Assists 2, (2x), Last: vs. Brown (11/19/22)
Most Points 2, (2x), Last: vs. Brown (11/19/22)

First Goal at Minnesota Duluth (10/29/22)
First Assist 2, vs. Yale (11/18/22)
Last Goal vs. Princeton (1/21/23) - 2 games
Last Assist vs. AIC (12/30/22) - 7 games

Longest Point Streak 3 games (11/18/22 - 11/22/22)
Longest Goal Streak N/A
Longest Assist Streak 3 games (11/18/22 - 11/22/22)

REGO AT A GLANCE

Most Goals 2, vs. RPI (11/13/21)
Most Assists 2, at Harvard (11/5/21)
Most Points 3, vs. RPI (11/13/21)

First Goal 2, vs. RPI (11/13/21)
First Assist 2, at Harvard (11/5/21)
Last Goal at Union (1/6/23) - 6 games
Last Assist vs. Harvard (12/2/22) - 10 games

Longest Point Streak 2, (3x), Last: 11/26/22 - 12/2/22
Longest Goal Streak N/A
Longest Assist Streak 2, (2x), Last: 11/26/22 - 12/2/22



#9 JACK O'LEARY

Forward • Jr. • 5-7 • 162 lbs • Shoots: Right
St. James, New York • Cedar Rapids RoughRiders (USHL)

SEASON	TEAM	GP	G	A	Points	Shots	Shot%	Pen-Min	+/-	PPG	SHG	GWG	BLK	FOW	FOL	FO%
2021-22	CU	11	1	1	2	9	.111	4 - 19	3	0	0	0	1	0	0	.000
2022-23	CU	16	3	4	7	18	.167	2 - 4	9	0	0	0	10	0	1	.000
TOTAL		27	4	5	9	27	.148	6 - 23	12	0	0	0	11	0	1	.000



#10 TRAVIS MITCHELL

Defenseman • Sr. • 6-3 • 207 lbs • Shoots: Left
South Lyon, Michigan • Omaha Lancers (USHL)

SEASON	TEAM	GP	G	A	Points	Shots	Shot%	Pen-Min	+/-	PPG	SHG	GWG	BLK	FOW	FOL	FO%
2019-20	CU	29	2	10	12	36	.056	9 - 29	20	0	0	0	25	1	0	1.000
2021-22	CU	32	3	13	16	70	.043	12 - 40	14	1	0	0	38	0	0	.000
2022-23	CU	21	4	5	9	40	.100	7 - 14	8	0	0	1	37	0	0	.000
TOTAL		82	9	28	37	146	.062	28 - 83	42	1	0	1	100	1	0	1.000



#11 SEAN DONALDSON

Forward • Fr. • 5-11 • 180 lbs • Shoots: Left
Vancouver, British Columbia • Nanaimo Clippers (BCHL)

SEASON	TEAM	GP	G	A	Points	Shots	Shot%	Pen-Min	+/-	PPG	SHG	GWG	BLK	FOW	FOL	FO%
2022-23	CU	19	3	7	10	32	.094	0 - 0	6	1	0	0	3	0	0	.000
TOTAL		19	3	7	10	32	.094	0 - 0	6	1	0	0	3	0	0	.000



#12 TIM REGO

Defenseman • Jr. • 6-0 • 172 lbs • Shoots: Right
Mansfield, Massachusetts • Brooks Bandits (AJHL)

SEASON	TEAM	GP	G	A	Points	Shots	Shot%	Pen-Min	+/-	PPG	SHG	GWG	BLK	FOW	FOL	FO%
2021-22	CU	32	2	9	11	29	.069	3 - 6	4	0	0	0	22	0	0	.000
2022-23	CU	20	2	4	6	19	.105	4 - 8	4	0	0	2	20	0	0	.000
TOTAL		52	4	13	17	48	.083	7 - 14	8	0	0	2	42	0	0	.000

2022-23 CORNELL BIG RED SKATER CAPSULES



#13 JACK MALONE

Forward • Sr. • 6-1 • 193 lbs • Shoots: Right

Madison, New Jersey • Youngstown Phantoms (USHL)



SEASON	TEAM	GP	G.	A	Points	Shots	Shot%	Pen-Min	+/-	PPG	SHG	GWG	BLK	FOW	FOL	FO%
2019-20	CU	27	2	6	8	16	.125	2 - 4	11	1	0	0	7	9	5	.643
2021-22	CU	32	8	12	20	61	.131	9 - 26	2	2	0	1	17	18	23	.439
2022-23	CU	21	3	5	8	43	.070	1 - 2	1	1	0	1	11	52	66	.441
TOTAL		80	13	23	36	120	.108	12 - 32	14	4	0	2	35	79	94	.457

MALONE AT A GLANCE

Most Goals 2, at Union (1/6/23)
 Most Assists 2, (3x), Last: vs. AIC (12/29/22)
 Most Points 3, vs. AIC (12/29/22)

First Goal at Michigan State (11/1/19)
 First Assist vs. Yale (11/9/19)
 Last Goal 2, at Union (1/6/23) - 5 games
 Last Assist at Harvard (1/28/23)

Longest Point Streak 6 games (2/19/22 - 3/13/22)
 Longest Goal Streak 2, (2x), Last: 1/15/22 - 1/21/22
 Longest Assist Streak 4 games (2/26/22 - 3/13/22)

#15 MAX ANDREEV **A**

Forward • Sr. • 6-0 • 182 lbs • Shoots: Left

Moscow, Russia • Central Illinois Flying Aces (USHL)



SEASON	TEAM	GP	G.	A	Points	Shots	Shot%	Pen-Min	+/-	PPG	SHG	GWG	BLK	FOW	FOL	FO%
2018-19	CU	22	2	8	10	22	.091	5 - 10	4	0	0	0	5	121	92	.568
2019-20	CU	24	5	15	20	39	.128	6 - 12	11	2	0	3	6	119	128	.482
2021-22	CU	22	9	14	23	55	.164	10 - 23	17	3	0	0	10	228	184	.553
2022-23	CU	19	4	10	14	36	.111	9 - 18	2	3	0	1	12	160	164	.494
TOTAL		87	20	47	67	152	.132	30 - 63	34	8	0	4	33	628	568	.525

ANDREEV AT A GLANCE

Most Goals 4, vs. RPI (11/13/21)
 Most Assists 2, (8x), Last: at Princeton (11/4/22)
 Most Points 6, vs. RPI (11/13/21)

First Goal vs. Michigan State (10/26/18)
 First Assist vs. Yale (11/2/18)
 Last Goal at Dartmouth (1/27/23) - 1 game
 Last Assist at Dartmouth (1/27/23) - 1 game

Longest Point Streak 8 games (11/12/21 - 1/1/22)
 Longest Goal Streak N/A
 Longest Assist Streak 4 games (11/12/21 - 11/20/21)



#16 GABRIEL SEGER

Forward • Sr. • 6-4 • 210 lbs • Shoots: Left

Uppsala, Sweden • Union College (ECAC)



SEASON	TEAM	GP	G.	A	Points	Shots	Shot%	Pen-Min	+/-	PPG	SHG	GWG	BLK	FOW	FOL	FO%
2019-20	UNI	37	7	15	22	44	.159	4 - 8	-1	3	0	2	18	204	223	.478
2021-22	UNI	34	7	14	21	54	.130	5 - 21	-2	3	0	0	18	335	306	.523
2022-23	CU	19	6	13	19	31	.194	2 - 15	2	4	0	1	4	193	113	.631
TOTAL FOR CU		19	6	13	19	31	.194	2 - 15	2	4	0	1	4	193	113	.631
TOTAL		90	20	42	62	129	.155	11 - 44	-1	10	0	3	40	732	642	.533

SEGER AT A GLANCE

Most Goals 1, (20x), Last: vs. Princeton (1/21/23)
 Most Assists 3, at St. Lawrence (1/3/20)
 Most Points 3, (4x), Last: at Boston Univ. (1/14/23)

First Goal vs. RPI (10/25/19)
 First Assist vs. Army (10/6/19)
 Last Goal vs. Princeton (1/21/23) - 2 games
 Last Assist 2, at Boston University (1/14/23) - 4 games

Longest Point Streak 6 games (12/3/22 - 1/14/23)
 Longest Goal Streak 3 games (1/6/23 - 1/14/23)
 Longest Assist Streak 6 games (12/3/22 - 1/14/23)



#17 DALTON BANCROFT

Forward • Fr. • 6-3 • 200 lbs • Shoots: Right

Madoc, Ontario • Trenton Golden Hawks (OJHL)



SEASON	TEAM	GP	G.	A	Points	Shots	Shot%	Pen-Min	+/-	PPG	SHG	GWG	BLK	FOW	FOL	FO%
2022-23	CU	20	6	9	15	38	.158	5 - 10	4	4	0	2	10	1	3	.250
TOTAL		20	6	9	15	38	.158	5 - 10	4	4	0	2	10	1	3	.250

BANCROFT AT A GLANCE

Most Goals 3, vs. UConn (11/26/22)
 Most Assists 2, at Dartmouth (1/27/23)
 Most Points 3, vs. UConn (11/26/22)

First Goal vs. Yale (11/18/22)
 First Assist at Minnesota Duluth (10/28/22)
 Last Goal vs. Princeton (1/21/23) - 2 games
 Last Assist 2, at Dartmouth (1/27/23) - 1 game

Longest Point Streak 4 games (11/18/22 - 11/26/22)
 Longest Goal Streak 2 games (1/20/23 - 1/21/23)
 Longest Assist Streak 3 games (11/18/22 - 11/22/22)



#18 KYLER KOVICH

Forward • So. • 6-2 • 182 lbs • Shoots: Left

Coquitlam, British Columbia • Tri-City Storm (USHL)



SEASON	TEAM	GP	G.	A	Points	Shots	Shot%	Pen-Min	+/-	PPG	SHG	GWG	BLK	FOW	FOL	FO%
2021-22	CU	19	3	1	4	13	.231	4 - 8	6	0	0	1	7	1	0	1.000
2022-23	CU	10	1	0	1	8	.125	1 - 2	0	0	0	0	1	0	0	.000
TOTAL		29	4	1	5	21	.190	5 - 10	6	0	0	1	8	1	0	1.000

KOVICH AT A GLANCE

Most Goals 1, (4x), Last: at St. Lawrence (11/11/22)
 Most Assists 1, at Dartmouth (11/6/21)
 Most Points 1, (5x), Last: at St. Lawrence (11/11/22)

First Goal vs. Boston University (11/27/21)
 First Assist at Dartmouth (11/6/21)
 Last Goal at St. Lawrence (11/11/22) - 7 games
 Last Assist at Dartmouth (11/6/21) - 26 games

Longest Point Streak 2 games (1/7/22 - 1/8/22)
 Longest Goal Streak 2 games (1/7/22 - 1/8/22)
 Longest Assist Streak N/A

2022-23 CORNELL BIG RED SKATER CAPSULES



#19 SULLIVAN MACK

Forward • So. • 6-1 • 189 lbs • Shoots: Left

Anchorage, Alaska • Salmon Arm Silverbacks (BCHL)

SEASON	TEAM	GP	G	A	Points	Shots	Shot%	Pen-Min	+/-	PPG	SHG	GWG	BLK	FOW	FOL	FO%
2021-22	CU	20	1	1	2	27	.037	2 - 4	-3	0	0	1	5	0	0	.000
2022-23	CU	16	3	4	7	14	.214	3 - 6	2	0	0	1	5	0	0	.000
TOTAL		36	4	5	9	41	.098	5 - 10	-1	0	0	2	10	0	0	.000



MACK AT A GLANCE

Most Goals 2, vs. AIC (12/29/22)
 Most Assists 2, vs. UConn (11/26/22)
 Most Points 2, (2x), Last: vs. AIC (12/29/22)

First Goal at Princeton (2/26/22)
 First Assist vs. RPI (11/13/21)
 Last Goal 2, vs. AIC (12/29/22) - 8 games
 Last Assist 2, vs. UConn (11/26/22) - 11 games

Longest Point Streak 4 games (11/18/22 - 11/26/22)
 Longest Goal Streak N/A
 Longest Assist Streak 2 games (11/18/22 - 11/19/22)



#20 MATT STIENBURG A

Forward • Sr. • 6-2 • 195 lbs • Shoots: Right

Halifax, Nova Scotia • St. Andrew's College



SEASON	TEAM	GP	G	A	Points	Shots	Shot%	Pen-Min	+/-	PPG	SHG	GWG	BLK	FOW	FOL	FO%
2019-20	CU	27	5	5	10	31	.161	13 - 45	12	1	0	1	15	31	40	.437
2021-22	CU	28	13	16	29	63	.206	11 - 30	11	4	0	4	22	50	67	.427
2022-23	CU	13	2	4	6	34	.059	7 - 14	-3	1	0	1	13	2	8	.200
TOTAL		68	20	25	45	128	.156	31 - 89	20	6	0	6	50	83	115	.419



STIENBURG AT A GLANCE

Most Goals 3, at St. Lawrence (12/3/21)
 Most Assists 3, vs. RPI (11/13/21)
 Most Points 4, (2x), Last: at St. Lawrence (12/3/21)

First Goal vs. Ohio State (1/3/20)
 First Assist vs. Yale (11/9/19)
 Last Goal vs. UConn (11/26/22) - 3 games
 Last Assist vs. Dartmouth (12/3/22) - 1 game

Longest Point Streak 11 games (10/30/21 - 1/1/22)
 Longest Goal Streak 3 games (2/21/20 - 2/28/20)
 Longest Assist Streak 5 games (11/20/21 - 1/1/22)



#21 ZACH TUPKER

Forward • Sr. • 6-1 • 197 lbs • Shoots: Left

Collingwood, Ontario • Carleton Place Canadians (CCHL)

SEASON	TEAM	GP	G	A	Points	Shots	Shot%	Pen-Min	+/-	PPG	SHG	GWG	BLK	FOW	FOL	FO%
2019-20	CU	20	1	2	3	12	.083	1 - 2	7	0	0	0	5	50	59	.459
2021-22	CU	32	1	6	7	36	.028	4 - 8	-1	0	0	0	10	139	133	.511
2022-23	CU	21	4	3	7	48	.083	7 - 14	2	0	0	1	8	185	136	.576
TOTAL		73	6	11	17	96	.063	12 - 24	8	0	0	1	23	374	328	.533



TUPKER AT A GLANCE

Most Goals 2, vs. Yale (11/18/22)
 Most Assists 1, (11x), Last: vs. UConn (11/26/22)
 Most Points 2, (2x), Last: vs. Yale (11/18/22)

First Goal vs. Yale (11/9/19)
 First Assist vs. Colgate (2/9/20)
 Last Goal at RPI (1/7/23) - 5 games
 Last Assist vs. UConn (11/26/22) - 11 games

Longest Point Streak 3, (2x), Last: 11/12/22 - 11/19/22
 Longest Goal Streak 2 games (11/12/22 - 11/18/22)
 Longest Assist Streak 3 games (1/7/22 - 1/15/22)



#22 KYLE PENNEY

Forward • Jr. • 6-1 • 204 lbs • Shoots: Left

Lawrencetown, Nova Scotia • Chilliwack Chiefs (BCHL)

SEASON	TEAM	GP	G	A	Points	Shots	Shot%	Pen-Min	+/-	PPG	SHG	GWG	BLK	FOW	FOL	FO%
2021-22	CU	32	8	6	14	59	.136	4 - 8	3	0	0	0	23	25	36	.410
2022-23	CU	20	4	6	10	27	.148	2 - 4	6	1	0	0	7	39	45	.464
TOTAL		52	12	12	24	86	.140	6 - 12	9	1	0	0	30	64	81	.441



PENNEY AT A GLANCE

Most Goals 1, (10x), Last: at Dartmouth (1/27/23)
 Most Assists 2, vs. Clarkson (2/19/22)
 Most Points 3, vs. Brown (11/19/22)

First Goal at Dartmouth (11/6/21)
 First Assist vs. Boston University (11/27/21)
 Last Goal at Dartmouth (1/27/23) - 1 game
 Last Assist at Union (1/6/23) - 6 games

Longest Point Streak 2, (5x), Last: 11/19/22 - 11/22/22
 Longest Goal Streak 2, (4x), Last: 11/19/22 - 11/22/22
 Longest Assist Streak N/A



#23 WINTER WALLACE

Forward • Fr. • 6-3 • 215 lbs • Shoots: Right

Boulder, Colorado • Youngstown Phantoms (USHL)

SEASON	TEAM	GP	G	A	Points	Shots	Shot%	Pen-Min	+/-	PPG	SHG	GWG	BLK	FOW	FOL	FO%
2022-23	CU	10	2	1	3	8	.250	6 - 12	3	0	0	0	3	0	0	.000
TOTAL		10	2	1	3	8	.250	6 - 12	3	0	0	0	3	0	0	.000



WALLACE AT A GLANCE

Most Goals 1, (2x), Last: vs. Brown (11/19/22)
 Most Assists 1, at Clarkson (11/12/22)
 Most Points 1, (3x), Last: vs. Brown (11/19/22)

First Goal at Minnesota Duluth (10/28/22)
 First Assist at Clarkson (11/12/22)
 Last Goal vs. Brown (11/19/22) - 6 games
 Last Assist at Clarkson (11/12/22) - 7 games

Longest Point Streak 2 games (11/12/22 - 11/19/22)
 Longest Goal Streak N/A
 Longest Assist Streak N/A

2022-23 CORNELL BIG RED SKATER CAPSULES



#24 SAM MALINSKI C

Defenseman • Sr. • 5-11 • 189 lbs • Shoots: Right
Lakeville, Minnesota • Bismarck Bobcats (NAHL)



SEASON	TEAM	GP	G.	A	Points	Shots	Shot%	Pen-Min	+/-	PPG	SHG	GWG	BK	FOW	FOL	FO%
2019-20	CU	25	4	12	16	61	.066	7 - 14	14	2	0	1	19	0	0	.000
2021-22	CU	32	5	18	23	81	.062	9 - 26	20	2	0	1	41	0	0	.000
2022-23	CU	21	5	15	20	54	.093	4 - 8	4	2	1	0	24	0	0	.000
TOTAL		78	14	45	59	196	.071	20 - 48	38	6	1	2	84	0	0	.000

MALINSKI AT A GLANCE

Most Goals 1, (12x), Last: at Boston Univ. (1/14/23)
Most Assists 3, (2x), Last: vs. Princeton (1/21/23)
Most Points 3, (3x), Last: at Boston Univ. (1/14/23)

First Goal at Michigan State (11/2/19)
First Assist at Michigan State (11/1/19)
Last Goal at Harvard (1/28/23)
Last Assist at Dartmouth (1/27/23) - 1 game

Longest Point Streak 8 games (12/30/22 - Present)
Longest Goal Streak 2, (3x), Last: (1/7/23 - 1/14/23)
Longest Assist Streak 7 games (12/30/22 - 1/27/23)



#26 ONDREJ PSENICKA

Forward • So. • 6-6 • 211 lbs • Shoots: Left
Prague, Czechia • Waterloo Black Hawks (USHL)



SEASON	TEAM	GP	G.	A	Points	Shots	Shot%	Pen-Min	+/-	PPG	SHG	GWG	BK	FOW	FOL	FO%
2021-22	CU	32	12	9	21	68	.176	9 - 18	21	2	1	3	11	18	17	.514
2022-23	CU	21	6	4	10	40	.150	3 - 6	9	0	0	0	8	35	36	.493
TOTAL		53	18	13	31	108	.167	12 - 24	30	2	1	3	19	53	53	.500

PSENICKA AT A GLANCE

Most Goals 2, (2x), Last: vs. AIC (12/29/22)
Most Assists 2, at North Dakota (1/7/22)
Most Points 3, (2x), Last: vs. AIC (12/29/22)

First Goal vs. Alaska (10/29/21)
First Assist at Dartmouth (11/6/21)
Last Goal at Harvard (1/28/23)
Last Assist vs. AIC (12/29/22) - 8 games

Longest Point Streak 4 games (3/11/22 - 10/28/22)
Longest Goal Streak 2, (4x), Last: 12/29/22 - 1/6/23
Longest Assist Streak 4 games (3/11/22 - 10/28/22)



#27 MICHAEL SUDA

Defenseman • So. • 6-1 • 180 lbs • Shoots: Left
Cheektowaga, New York • Fargo Force (USHL)



SEASON	TEAM	GP	G.	A	Points	Shots	Shot%	Pen-Min	+/-	PPG	SHG	GWG	BK	FOW	FOL	FO%
2021-22	CU	6	0	0	0	5	.000	0 - 0	-1	0	0	0	1	0	0	.000
2022-23	CU	20	0	5	5	15	.000	2 - 4	1	0	0	0	11	0	1	.000
TOTAL		26	0	5	5	20	.000	2 - 4	0	0	0	0	12	0	1	.000

SUDA AT A GLANCE

Most Goals N/A
Most Assists 2, vs. Quinnipiac (1/20/23)
Most Points 2, vs. Quinnipiac (1/20/23)

First Goal N/A
First Assist at Minnesota Duluth (10/29/22)
Last Goal N/A
Last Assist 2, vs. Quinnipiac (1/20/23) - 3 games

Longest Point Streak N/A
Longest Goal Streak N/A
Longest Assist Streak N/A



#28 NICK DESANTIS

Forward • Fr. • 5-9 • 155 lbs • Shoots: Right
Collegeville, Pennsylvania • Madison Capitols (USHL)



SEASON	TEAM	GP	G.	A	Points	Shots	Shot%	Pen-Min	+/-	PPG	SHG	GWG	BK	FOW	FOL	FO%
2022-23	CU	17	5	8	13	19	.263	3 - 6	5	2	0	1	2	0	0	.000
TOTAL		17	5	8	13	19	.263	3 - 6	5	2	0	1	2	0	0	.000

DESANTIS AT A GLANCE

Most Goals 2, vs. AIC (12/30/22)
Most Assists 4, at RPI (1/7/23)
Most Points 4, at RPI (1/7/23)

First Goal at St. Lawrence (11/11/22)
First Assist vs. AIC (12/29/22)
Last Goal 2, vs. AIC (12/30/22) - 7 games
Last Assist vs. Quinnipiac (1/20/23) - 3 games

Longest Point Streak 6 games (12/29/22 - 1/20/23)
Longest Goal Streak 2 games (12/29/22 - 12/30/22)
Longest Assist Streak 4 games (1/6/23 - 1/20/23)



#29 BEN BERARD

Forward • Sr. • 6-0 • 191 lbs • Shoots: Left
Duncan, British Columbia • Powell River Kings (BCHL)



SEASON	TEAM	GP	G.	A	Points	Shots	Shot%	Pen-Min	+/-	PPG	SHG	GWG	BK	FOW	FOL	FO%
2019-20	CU	27	7	10	17	66	.106	2 - 4	8	4	0	1	4	5	9	.357
2021-22	CU	26	14	9	23	87	.161	3 - 6	11	5	0	3	10	0	0	.000
2022-23	CU	21	5	12	17	56	.089	3 - 6	-3	0	0	1	13	0	0	.000
TOTAL		74	26	31	57	209	.124	8 - 16	16	9	0	5	27	5	9	.357

BERARD AT A GLANCE

Most Goals 3, (2x), Last: at Dartmouth (11/6/21)
Most Assists 3, at RPI (1/7/23)
Most Points 4, at RPI (1/7/23)

First Goal vs. Princeton (11/23/19)
First Assist at Michigan State (11/2/19)
Last Goal at Quinnipiac (1/20/23) - 3 games
Last Assist 3, at RPI (1/7/23) - 5 games

Longest Point Streak 6 games (12/30/22 - 1/14/23)
Longest Goal Streak 4 games (1/6/23 - 1/20/23)
Longest Assist Streak 4 games (12/30/22 - 1/7/23)

2022-23 CORNELL BIG RED GOALTENDER CAPSULES



#30 IAN SHANE

Goaltender • So. • 6-0 • 167 lbs • Catches: Left

Manhattan Beach, California • Bismarck Bobcats (NAHL)

SEASON	TEAM	GP-GS	Minutes	GA	GAAvg	Saves	Save%	W	L	T	Sho	PPG	SHG
2021-22	CU	17 - 16	979.45	28	1.72	387	.933	7	6	3	3	10	0
2022-23	CU	20 - 18	1122.89	36	1.93	374	.912	12	6	1	3	11	0
TOTAL		37 - 34	2102.34	64	1.83	761	.922	19	12	4	6	21	0



SHANE AT A GLANCE

Most Saves 42, at Quinnipiac (2/25/22)
 Assists N/A

First Game at Arizona State (1/2/22)
 First Start at North Dakota (1/7/22)
 First Shutout at Yale (1/15/22)

Last Shutout vs. Quinnipiac (1/20/23) - 3 games
 Last Assist. N/A



#33 REMINGTON KEOPPLE

Goaltender • Fr. • 6-2 • 190 lbs • Catches: Left

New Richmond, Wisconsin • Des Moines Buccaneers (USHL)

SEASON	TEAM	GP-GS	Minutes	GA	GAAvg	Saves	Save%	W	L	T	Sho	PPG	SHG
2022-23	CU	4 - 3	129.47	7	3.25	36	.837	1	1	0	0	1	1
TOTAL		4 - 3	129.47	7	3.25	36	.837	1	1	0	0	1	1



KEOPPLE AT A GLANCE

Most Saves 17, vs. Brown (11/19/22)
 Assists N/A

First Game at Minnesota Duluth (10/29/22)
 First Start at Minnesota Duluth (10/29/22)
 First Shutout N/A

Last Shutout N/A
 Last Assist. N/A



#34 RYAN MCINCHAK

Goaltender • Jr. • 6-0 • 175 lbs • Catches: Left

Trenton, Michigan • American International College (AHA)

SEASON	TEAM	GP-GS	Minutes	GA	GAAvg	Saves	Save%	W	L	T	Sho	PPG	SHG
2020-21	AIC	2 - 1	99.55	0	0	37	1.000	1	0	0	1	0	0
2021-22	AIC	1 - 0	33.07	1	1.82	13	.929	0	1	0	0	0	0
2022-23	CU	1 - 0	3.35	1	17.92	1	.500	0	0	0	0	0	0
TOTAL FOR CU		1 - 0	3.35	1	17.92	1	.500	0	0	0	0	0	0
TOTAL		4 - 1	135.97	2	0.89	51	.962	1	1	0	1	0	0



MCINCHAK AT A GLANCE

Most Saves 20, vs. Holy Cross (1/30/21)
 Assists N/A

First Game vs. Holy Cross (1/29/21)
 First Start vs. Holy Cross (1/30/21)
 First Shutout vs. Holy Cross (1/30/21)

Last Shutout vs. Holy Cross (1/30/21) - 3 games
 Last Assist. N/A

2022-23 GAME HIGHS

CORNELL HIGHS

POINTS	21	vs. AIC (12/29/22)
GOALS	8	vs. AIC (12/29/22)
ASSISTS	13	vs. AIC (12/29/22)
SHOTS ON GOAL	39	vs. Brown (11/19/22)
SAVES	36	at Boston University (1/14/23)
PENALTIES	7	at Clarkson (11/12/22)
PIM	23	at Quinnipiac (11/5/22)

OPPONENT HIGHS

POINTS	16	at Harvard (1/28/23)
GOALS	6	at Harvard (1/28/23)
ASSISTS	10	at Harvard (1/28/23)
SHOTS ON GOAL	40	at Boston University (1/14/23)
SAVES	34	(3x), Last: vs. Brown (11/19/22)
PENALTIES	7	at Clarkson (11/12/22)
PIM	25	at Clarkson (11/12/22)

CORNELL LOWS

POINTS	0	at Quinnipiac (11/5/22)
GOALS	0	at Quinnipiac (11/5/22)
ASSISTS	0	at Quinnipiac (11/5/22)
SHOTS ON GOAL	9	at Quinnipiac (11/5/22)
SAVES	9	vs. AIC (12/29/22)
PENALTIES	0	at Dartmouth (1/27/22)
PIM	0	at Dartmouth (1/27/22)

OPPONENT LOWS

POINTS	0	(3x), Last: vs. Quinnipiac (1/20/23)
GOALS	0	(3x), Last: vs. Quinnipiac (1/20/23)
ASSISTS	0	(4x), Last: vs. Quinnipiac (1/20/23)
SHOTS ON GOAL	11	vs. Dartmouth (12/3/22)
SAVES	9	at Quinnipiac (11/5/22)
PENALTIES	0	vs. Harvard (12/2/22)
PIM	0	vs. Harvard (12/2/22)

FIVE-YEAR SITUATIONAL STATS

	2022-23	2021-22	2019-20	2018-19	2017-18	5-YR TOTAL
Overall...	13-7-1	18-10-4	23-2-4	21-11-4	25-6-2	100-36-15
ECAC Hockey games...	10-4-0	12-6-4	18-2-2	13-5-4	17-3-2	70-20-12
Ivy League games...	6-2-0	5-3-2	9-1-1	8-3-1	9-1-1	37-10-5
Non-conference games...	3-3-1	6-4-0	5-0-2	8-6-0	8-3-0	30-16-3
At home...	7-1-1	9-4-3	11-0-2	12-6-0	15-2-0	54-13-6
On the road...	5-6-0	8-6-1	10-2-1	7-2-4	9-2-2	39-18-8
At a neutral site...	1-0-0	1-0-0	2-0-1	2-3-0	1-2-0	7-5-1
Leading after the 1st...	9-2-0	10-3-3	15-0-0	15-3-1	13-2-0	62-10-4
Trailing after the 1st...	2-4-1	2-6-1	0-1-0	2-5-2	2-2-1	8-18-5
Tied after the 1st...	2-1-0	6-1-0	8-1-4	4-3-1	10-2-1	30-8-6
Leading after the 2nd...	11-0-0	12-0-1	20-0-0	20-2-2	19-0-0	82-2-3
Trailing after the 2nd...	1-5-1	3-8-1	0-2-3	0-8-0	1-4-1	5-27-6
Tied after the 2nd...	1-2-0	3-2-2	3-0-1	1-1-2	5-2-1	13-7-6
Outshooting opponent...	12-4-1	12-8-2	17-1-3	14-9-1	15-4-1	70-26-8
Being outshot...	1-2-0	5-1-2	3-1-1	7-2-3	9-2-1	25-8-7
Shots are even...	0-1-0	1-1-0	3-0-0	0-0-0	1-0-0	5-2-0
One-goal margin...	4-3	7-7	3-1	6-6	10-3	30-20
Two-goal margin...	2-2	3-1	7-0	7-1	6-1	25-5
Three-plus-goal margin...	7-2	8-2	13-1	8-4	9-2	45-11
Scoring first...	11-3-0	12-2-3	20-0-1	20-6-2	22-4-0	85-15-6
Opponent scores first...	2-4-1	6-8-1	3-2-3	1-5-2	3-2-1	15-21-8
In October...	0-2-0	2-0-0	0-0-0	0-2-0	2-0-0	4-4-0
In November...	6-2-0	6-1-0	9-0-0	5-3-0	7-1-0	33-7-0
In December...	2-1-1	1-0-1	1-1-0	1-0-0	2-1-0	7-3-2
In January...	5-2-0	4-3-2	4-1-4	6-1-1	7-0-1	26-7-8
In February...	0-0-0	4-4-1	9-0-0	4-2-2	5-2-1	22-8-4
In March...	0-0-0	1-2-0	0-0-0	5-3-1	2-2-0	8-7-1
On a Sunday...	0-0-0	0-2-0	1-0-0	1-1-0	0-0-0	2-3-0
On a Monday...	0-0-0	0-0-0	0-0-0	0-0-0	0-0-0	0-0-0
On a Tuesday...	1-0-0	0-1-0	0-0-0	0-0-0	1-0-0	2-1-0
On a Wednesday...	0-0-0	0-0-0	0-0-0	0-0-0	0-0-0	0-0-0
On a Thursday...	1-0-0	0-0-0	0-0-0	0-0-0	0-0-0	1-0-0
On a Friday...	6-2-1	7-5-1	11-1-1	10-5-1	12-2-1	46-15-5
On a Saturday...	5-5-0	11-2-3	11-1-3	10-5-3	13-4-0	50-17-9
First of back-to-back...	7-2-0	7-6-1	12-1-1	11-5-1	11-1-2	48-15-5
Second of back-to-back...	4-4-1	9-2-3	10-1-3	9-5-3	11-3-0	43-15-10
Third in three days...	0-0-0	0-1-0	0-0-0	1-0-0	0-0-0	1-1-0
In a single game...	2-1-0	2-1-0	1-0-0	0-1-0	3-2-0	8-5-0
In overtime...	0-1-1	4-1-4	0-0-4	0-0-4	0-3-4	4-5-17
In shootouts...	1-0	0-4	0-0	0-1	0-0	1-5
vs. ECAC Hockey opp...	10-4-0	13-8-4	18-2-2	16-8-4	19-4-2	76-26-12
vs. Atlantic Hockey opp...	2-0-1	0-0-0	0-0-0	0-0-0	2-0-0	4-0-1
vs. Hockey East opp...	1-1-0	1-0-0	1-0-1	1-1-0	1-1-0	5-3-1
vs. Big Ten opp...	0-0-0	0-0-0	3-0-0	0-2-0	0-0-0	3-2-0
vs. NCHC opp...	0-2-0	2-0-0	0-0-0	0-0-0	1-1-0	3-3-0
vs. WCHA opp...	0-0-0	0-0-0	1-0-1	2-0-0	2-0-0	5-0-1
vs. Independent opp...	0-0-0	2-2-0	0-0-0	2-0-0	0-0-0	4-2-0
Ranked in USA Today poll...	2-6-0	5-1-0	4-0-1	5-3-2	2-2-1	18-12-4
Ranked in USCHO.com poll...	2-6-0	5-1-1	6-1-3	7-3-2	6-3-1	26-14-7

2022-23 CORNELL TEAM AND PLAYER COMBINED STATISTICS

Team Results

Date	Opponent		Score	Att.
10/28/2022	at Minn. Duluth	L	2-3	4158
10/29/2022	at Minn. Duluth	L	2-4	4395
* 11/04/2022	at Princeton	W	3-1	2171
* 11/05/2022	at Quinnipiac	L	0-2	3439
* 11/11/2022	at St. Lawrence	W	5-1	1395
* 11/12/2022	at Clarkson	L	1-4	2782
* 11/18/2022	Yale	W	5-2	3717
* 11/19/2022	Brown	W	5-1	3695
11/22/2022	Sacred Heart	W	2-1	2772
11/26/2022	vs UConn	W	6-0	12247
* 12/02/2022	Harvard	Lot	1-2	4267
* 12/03/2022	Dartmouth	W	1-0	4267
12/29/2022	American Int'l	W	8-4	2927
12/30/2022	American Int'l	Tot	3-3	3024
* 01/06/2023	at Union (NY)	W	6-1	2185
* 01/07/2023	at Rensselaer	W	6-4	2724
01/14/2023	at Boston U.	L	3-4	5346
* 01/20/2023	Quinnipiac	W	4-0	3794
* 01/21/2023	Princeton	W	3-2	4267
* 01/27/2023	at Dartmouth	W	3-2	2001
* 01/28/2023	at Harvard	L	2-6	3095

Team Statistics

	CU	OPP
SHOT STATISTICS		
Goals-Shot attempts	71-622	47-458
Shot pct.	.114	.103
Goals/Game	3.38	2.24
Shots/Game	29.62	21.81
POWER PLAYS		
Goals-Power Plays	19-66	12-74
Conversion pct.	.288	.162
Shot Attempts	94	79
Shot pct.	.202	.152
SHORT-HANDED		
Goals-Shot attempts	1-21	1-7
Shot pct.	.048	.143
GOAL BREAKDOWN		
Power Play	19	12
Short-handed	1	1
Empty net	2	3
Penalty	1	0
Unassisted	3	3
Overtime	0	1
Delayed Penalty	0	0
Game winning	13	7
First Goal	14	7
Game Tying Goal	1	0
Extra Attacker	1	1
BLOCKS		
Blocks	244	249
Blocks/Game	11.62	11.86
PENALTIES		
Number	85	80
Minutes	192	185
Penalties/Game	4.05	3.81
Pen minutes/Game	9.14	8.81
FACEOFFS (W-L)		
Faceoff W-L pct.	.538	.462
SHOOTOUTS (Made-Att)		
	2-3	0-2

Game Records

Record	Overall	Home	Away	Neutral
ALL GAMES	13-7-1	7-1-1	5-6-0	1-0-0
CONFERENCE	10-4-0	5-1-0	5-3-0	0-0-0
NON-CONFERENCE	3-3-1	2-0-1	0-3-0	1-0-0

			Shots					Penalties	Goals	Blocks	Faceoffs			
#	Player	GP	G	A	PTS	SH	SH%	PEN-MIN	PP	SH	BLK	FOW	FOL	FO%
24	Malinski, Sam	21	5	15	20	54	.093	4-8	2	1	24	0	0	.000
16	Seger, Gabriel	19	6	13	19	31	.194	2-15	4	0	4	193	113	.631
29	Berard, Ben	21	5	12	17	56	.089	3-6	0	0	13	0	0	.000
17	Bancroft, Dalton	20	6	9	15	38	.158	5-10	4	0	10	1	3	.250
15	Andreev, Max	19	4	10	14	36	.111	9-18	3	0	12	160	164	.494
28	DeSantis, Nick	17	5	8	13	19	.263	3-6	2	0	2	0	0	.000
26	Psenicka, Ondrej	21	6	4	10	40	.150	3-6	0	0	8	35	36	.493
22	Penney, Kyle	20	4	6	10	27	.148	2-4	1	0	7	39	45	.464
11	Donaldson, Sean	19	3	7	10	32	.094	0-0	1	0	3	0	0	.000
10	Mitchell, Travis	21	4	5	9	40	.100	7-14	0	0	37	0	0	.000
13	Malone, Jack	21	3	5	8	43	.070	1-2	1	0	11	52	66	.441
21	Tupker, Zach	21	4	3	7	48	.083	7-14	0	0	8	185	136	.576
9	O'Leary, Jack	16	3	4	7	18	.167	2-4	0	0	10	0	1	.000
19	Mack, Sullivan	16	3	4	7	14	.214	3-6	0	0	5	0	0	.000
20	Stienburg, Matt	13	2	4	6	34	.059	7-14	1	0	13	2	8	.200
12	Rego, Tim	20	2	4	6	19	.105	4-8	0	0	20	0	0	.000
27	Suda, Michael	20	0	5	5	15	.000	2-4	0	0	11	0	1	.000
5	Dirven, Sebastian	21	1	3	4	19	.053	6-23	0	0	14	0	0	.000
23	Wallace, Winter	10	2	1	3	8	.250	6-12	0	0	3	0	0	.000
4	Kempf, Hank	18	1	1	2	13	.077	3-6	0	0	26	0	0	.000
8	Lagerstrom, Jack	7	1	1	2	10	.100	2-4	0	0	2	0	0	.000
18	Kovich, Kyler	10	1	0	1	8	.125	1-2	0	0	1	0	0	.000
34	McInchak, Ryan	1	0	0	0	0	.000	0-0	0	0	0	0	0	.000
30	Shane, Ian	20	0	0	0	0	.000	1-2	0	0	0	0	0	.000
33	Keopple, Remington	4	0	0	0	0	.000	0-0	0	0	0	0	0	.000
TM	TEAM	21	0	0	0	0	.000	2-4	0	0	0	0	0	.000
Totals		21	71	124	195	622	.114	85-192	19	1	244	667	573	.538
Opponents		21	47	75	122	458	.103	80-185	12	1	249	573	667	.462

#	Player	GP	MIN	GA	GA AVG	SAVES	SAVES%	W-L-T-SHO
34	McInchak, Ryan	1	03:21	1	17.91	1	.500	0-0-0-0
30	Shane, Ian	20	1122:53	36	1.92	374	.912	12-6-1-3
33	Keopple, Remington	4	129:28	7	3.24	36	.837	1-1-0-0
TM	EMPTY NET	-	10:29	3	17.17	0	.000	0-0-0-0
Totals		21	1266:11	47	2.23	411	.897	13-7-1-3
Opponents		21	1266:11	71	3.36	551	.886	7-13-1-1

Attendance Summary

	CU	Opponents
Total	32730	33691
Dates/Avg Per Date	9 / 3637	11 / 3063
Neutral Site #/Avg	1 / 12247	

Goals by Periods

Team	1st	2nd	3rd	OT	TOTAL
CU	24	29	18	0	71
Opponents	15	16	15	1	47

Shots by Periods

Team	1st	2nd	3rd	OT	TOTAL
CU	216	228	175	3	622
Opponents	153	147	154	4	458

Saves by Periods

Team	1st	2nd	3rd	OT	TOTAL
CU	138	131	139	3	411
Opponents	192	199	157	3	551

THE LAST TIME ...

GAME NUMBERS FOR HOME, ROAD, NEUTRAL SITE, AND HOME-AND-HOME SERIES ARE BASED UPON THOSE TYPES OF GAMES

SCORING

Recorded a Hat Trick at Home (21 games)	11/13/21 at RPI (Max Andreev — 4 goals)
Recorded a Hat Trick on the Road (23 games)	12/3/21 at St. Lawrence (Matt Stienburg)
Recorded a Hat Trick at Neutral Site (0 games)	11/26/22 vs. UConn (Dalton Bancroft)
Allowed Hat Trick at Home (361 games)	3/5/99 vs. St. Lawrence (John Poapst)
Allowed Hat Trick on the Road (75 games)	11/5/16 at Harvard (Lewis Zerber-Gossage)
Allowed Hat Trick at Neutral Site (52 games)	3/21/09 vs. Yale (Sean Backman)
Scored Two Hat Tricks in a Game (929 games)	2/26/94 vs. Yale (Jake Karam & Vincent Auger)
Defenseman Scored Hat Trick (1,273 games)	2/20/82 vs. Maine (Joe Gallant)
Hat Trick in Consecutive Games (1,024 games)	1/22/91 at Colgate; 1/26/91 at Dartmouth (Doug Derraugh)
Hat Trick in 3+ Straight Games (1,397 games)	1/21/78 vs. Yale; 1/25/78 vs. Princeton; 1/28/78 vs. Penn (Brock Tredway)
Scored 4+ Goals in a Game (47 games)	11/13/21 vs. RPI (Max Andreev — 4 goals)
Scored 5+ Goals in a Game (1,767 games)	1/13/65 vs. Hamilton (Doug Ferguson — 6 goals)
Two Multi-Goal Scorers in a Game (8 games)	12/29/22 vs. AIC (Sullivan Mack and Ondrej Psenicka)
Three Multi-Goal Scorers in a Game (121 games)	3/9/18 vs. Quinnipiac (Alex Rauter, Beau Starrett & Mitch Vanderlaan)

SCORING MARGINS

Shut out Opponent at Home (1 game)	1/20/23 vs. Quinnipiac (Ian Shane, 21 saves)
Shut out Opponent on the Road (11 games)	2/26/22 at Princeton (Ian Shane, 23 saves)
Shut out Opponent at Neutral Site (0 games)	11/26/22 vs. UConn (Ian Shane, 27 saves)
Were Shut out at Home (67 games)	11/18/17 vs. Clarkson (Jake Kielly, 15 saves)
Were Shut out on the Road (7 games)	11/5/22 at Quinnipiac (Yaniv Perets, 9 saves)
Were Shut out at Neutral Site (5 games)	3/31/19 vs. Providence (Hayden Hawkey, 19 saves)
Recorded Two Straight Shutouts (24 games)	2/25/22 at Quinnipiac (Ian Shane, 42 saves) 2/26/22 at Princeton (Ian Shane, 23 saves)
Recorded Three Straight Shutouts (54 games)	2/21/20 at Yale (Matthew Galajda, 17 saves) 2/22/20 at Brown (Matthew Galajda, 19 saves) 2/28/20 vs. St. Lawrence (Matthew Galajda, 26 saves)
Shut out in Two Straight Games (238 games)	12/28/14 vs. Lake Superior (Gordon Defiel, 39 saves) 12/29/14 vs. Miami (Jay Williams, 15 saves)
Shut out in Three Straight Games (1,865 games)	2/6/60 vs. Princeton (Clifford Michel - 14 saves) 2/12/60 at Dartmouth (Tom Wahman - 15 saves) 2/13/60 at Brown (Roderick McGarry - 26 saves)

Won 1-0 Game at Home (4 games)	12/3/22 vs. Dartmouth (Travis Mitchell)
Lost 1-0 Game at Home (110 games)	2/6/15 vs. Quinnipiac (Travis St. Denis)
Won 1-0 Game on Road (12 games)	2/25/22 at Quinnipiac (Jack Malone)
Lost 1-0 Game on Road (88 games)	1/15/16 at RPI (Chris Bradley)
Won 1-0 Game at Neutral Site (231 games)	12/30/67 vs. Toronto (Bob McGuinn)
Lost 1-0 Game at Neutral Site (63 games)	3/26/06 vs. Wisconsin (Jack Skille)
Won by 5+ Goals at Home (21 games)	11/13/21 vs. RPI (W, 11-3)
Lost by 5+ Goals at Home (105 games)	3/7/15 vs. Union (L, 0-7)
Won by 5+ Goals on Road (4 games)	1/6/23 at Union (W, 6-1)
Lost by 5+ Goals on Road (30 games)	1/31/20 at Quinnipiac (L, 0-5)
Won by 5+ Goals at Neutral Site (0 games)	11/26/22 vs. UConn (W, 6-0)
Lost by 5+ Goals at Neutral Site (13 games)	3/25/17 vs. UMass Lowell (L, 0-5)

OVERTIME GAMES

Won Home Game in Overtime (17 games)	1/22/22 vs. Quinnipiac (Ben Berard)
Lost Home Game in Overtime (5 games)	12/2/22 vs. Harvard (Sean Farrell)
Won Road Game in Overtime (91 games)	11/14/15 at Colgate (Anthony Angello)
Lost Road Game in Overtime (85 games)	1/30/16 at St. Lawrence (Joe Sullivan)
Won Neutral Site Game in Overtime (20 games)	12/28/15 vs. Providence (Jeff Kubiak)
Lost Neutral Site Game in Overtime (7 games)	3/23/19 vs. Clarkson (Chris Klack)

TEAM SCORING

Scored 10+ Goals at Home (21 games)	11/13/21 vs. RPI (W, 11-3)
Allowed 10+ Goals at Home (526 games)	1/21/87 vs. Colgate (L, 4-10)
Scored 10+ Goals on Road (443 games)	2/18/89 at Brown (W, 10-3)
Allowed 10+ Goals on Road (118 games)	3/16/13 at Quinnipiac (L, 0-10)
Scored 10+ Goals at Neutral Site (151 games)	1/4/85 vs. McGill (T, 10-10)
Allowed 10+ Goals at Neutral Site (119 games)	12/27/95 vs. Colorado College (L, 0-11)
5-Goal Period at Home (3 games)	12/29/22 vs. AIC (5 goals — 2nd period)
5-Goal Period on Road (258 games)	11/15/02 at Vermont (5 goals -- 1st period)
5-Goal Period at Neutral Site (149 games)	3/16/85 vs. Clarkson (5 goals -- 3rd period)

SPECIAL TEAMS SCORING

Scored 3+ Power-Play Goals (2 games)	1/21/23 vs. Princeton (3 goals)
Allowed 3+ Power-Play Goals (6 games)	1/7/22 at Union (4 goals)
Scored 4+ Power-Play Goals (281 games)	10/26/13 at Omaha (4 goals)
Allowed 4+ Power-Play Goals (5 games)	1/7/22 at Union (4 goals)
Scored a Short-Handed Goal (16 games)	11/11/22 at St. Lawrence (Sam Malinski)
Scored 2+ Short-Handed Goals (336 games)	1/13/12 at Quinnipiac (Sean Collins & Joel Lowry)
Allowed a Short-Handed Goal (13 games)	11/19/22 vs. Brown (Matt Sutton)
Allowed 2+ Short-Handed Goals (29 games)	2/11/22 at RPI (Jake Johnson & Jakob Lacka)
Scored a Short-Handed Goal in OT (246 games)	11/14/14 vs. Clarkson (Eric Freschi)

Scored SHG in Consecutive Games (498 games)

EMPTY-NET GOALS

Scored Empty-Net Goal at Home (11 games)	3/11/22 vs. Clarkson (Kyle Penney)
Scored Empty-Net Goal on Road (6 games)	11/11/22 at St. Lawrence (Sam Malinski)
Scored Empty-Net Goal at Neutral Site (3 games)	1/2/20 vs. Ohio State (Noah Bauld)
Allowed Empty-Net Goal at Home (18 games)	1/21/22 vs. Princeton (Ian Murphy)
Allowed Empty-Net Goal on Road (0 games)	1/28/23 at Harvard (Ryan Siedem)
Allowed Empty-Net Goal at Neutral Site (9 games)	11/24/18 vs. Harvard (Adam Fox)
Scored with an Extra Attacker (5 games)	12/30/22 vs. AIC (Ondrej Psenicka)

PENALTY SHOTS

Scored on a Penalty Shot (5 games)	1/7/23 at RPI (Zach Tupker)
Unsuccessful on a Penalty Shot (162 games)	2/11/17 vs. Yale (Trevor Yates)
Allowed a Goal on a Penalty Shot (232 games)	1/24/15 vs. Dartmouth (Eric Neiley)
Stopped Shooter on Penalty Shot (38 games)	1/8/22 at North Dakota (Mark Senden)

GOALTENDING FEATS

Scored a Goal (272 games)	11/26/13 vs. Niagara (Mitch Gillam)
Recorded a Point (85 games)	3/22/19 vs. Brown (Matthew Galajda — assist)
Made 40+ Saves (25 games)	2/25/22 at Quinnipiac: Ian Shane (42 saves)
Made 50+ Saves (283 games)	3/17/13 at Quinnipiac: Andy Iles (60 saves)
Made 60+ Saves (283 games)	3/17/13 at Quinnipiac: Andy Iles (60 saves)

TEAM ACCOMPLISHMENTS

Won a National Championship	1969-70 (defeated Clarkson — W, 6-4)
Played in the Frozen Four	2002-03 — vs. New Hampshire, L, 3-2)
Won an NCAA Tournament Game	2018-19 — vs. Northeastern — W, 5-1)
Won Whitelaw Cup (ECAC Championship)	2009-10
Won Cleary Cup (ECAC Regular-Season Champion)	2019-20
Won Ivy League Championship	2019-20

2022-23 CORNELL BIG RED GAME-BY-GAME SCORING BREAKDOWN

Date	Opponent	Score	2 Muzyka	3 O'Brien	4 Kempf	5 Dirven	7 Rayhill	8 Lagerstrom	9 O'Leary	10 Mitchell	11 Donaldson	12 Rego	13 Malone	15 Andreev	16 Seger
10/28	at Minn. Duluth	L, 2-3	DND	DND	0-0-0	0-0-0	DND	0-0-0	1-0-1	0-0-0	0-0-0	0-0-0	0-0-0	0-0-0	0-0-0
10/29	at Minn. Duluth	L, 2-4	DND	DND	0-0-0	0-0-0	DND	0-0-0	DND	0-0-0	1-0-1	0-1-1	0-0-0	0-0-0	0-1-1
11/4	at Princeton	W, 3-1	DND	DND	0-0-0	0-0-0	DND	0-0-0	DND	1-0-1	0-0-0	1-0-1	0-0-0	0-2-2	1-0-1
11/5	at Quinnipiac	L, 0-2	DND	DND	0-0-0	0-0-0	DND	0-0-0	0-0-0	0-0-0	DND	0-0-0	0-0-0	0-0-0	0-0-0
11/11	at St. Lawrence	W, 5-1	DND	DND	0-1-1	0-1-1	DND	DND	0-0-0	0-1-1	0-0-0	0-0-0	0-0-0	2-1-3	0-2-2
11/12	at Clarkson	L, 1-4	DND	DND	0-0-0	0-0-0	DND	DND	DND	0-0-0	0-0-0	0-1-1	0-0-0	0-0-0	DND
11/18	Yale	W, 5-2	DND	DND	DND	0-0-0	DND	0-0-0	0-1-1	0-1-1	0-2-2	0-0-0	0-0-0	DND	1-0-1
11/19	Brown	W, 5-1	DND	DND	DND	0-0-0	DND	1-0-1	1-0-1	0-0-0	0-2-2	0-0-0	0-0-0	0-1-1	0-1-1
11/22	Sacred Heart	W, 2-1	DND	DND	DND	0-0-0	DND	0-1-1	0-1-1	0-0-0	0-1-1	0-0-0	0-0-0	0-0-0	DND
11/26	vs. UConn	W, 6-0	DND	DND	0-0-0	0-0-0	DND	DND	0-0-0	0-0-0	0-0-0	0-1-1	0-0-0	1-1-2	0-1-1
12/2	Harvard	L, 1-2 (OT)	DND	DND	0-0-0	0-0-0	DND	DND	DND	1-0-1	0-1-1	0-1-1	0-0-0	0-0-0	0-0-0
12/3	Dartmouth	W, 1-0	DND	DND	0-0-0	0-0-0	DND	DND	0-0-0	1-0-1	0-0-0	0-0-0	0-0-0	DND	0-1-1
12/29	AIC	W, 8-4	DND	DND	0-0-0	0-1-1	DND	DND	0-1-1	1-1-2	0-0-0	0-0-0	1-2-3	0-1-1	0-1-1
12/30	AIC	T, 3-3 (SOW)	DND	DND	0-0-0	0-0-0	DND	DND	0-0-0	0-0-0	0-1-1	0-0-0	0-0-0	0-0-0	0-1-1
1/6	at Union	W, 6-1	DND	DND	0-0-0	1-0-1	DND	DND	0-0-0	0-0-0	0-0-0	1-0-1	2-0-2	0-1-1	1-2-3
1/7	at RPI	W, 6-4	DND	DND	1-0-1	0-0-0	DND	DND	0-0-0	0-0-0	1-0-1	0-0-0	0-0-0	0-0-0	1-1-2
1/14	at Boston Univ.	L, 3-4	DND	DND	0-0-0	0-0-0	DND	DND	0-0-0	0-1-1	0-0-0	0-0-0	0-0-0	0-0-0	1-2-3
1/20	Quinnipiac	W, 4-0	DND	DND	0-0-0	0-1-1	DND	DND	1-0-1	0-0-0	0-0-0	0-0-0	0-1-1	0-1-1	0-0-0
1/21	Princeton	W, 3-2	DND	DND	0-0-0	0-0-0	DND	DND	0-0-0	0-0-0	1-0-1	0-0-0	0-0-0	0-1-1	1-0-1
1/27	at Dartmouth	W, 3-2	DND	DND	0-0-0	0-0-0	DND	DND	0-0-0	0-0-0	0-0-0	0-0-0	0-1-1	1-1-2	0-0-0
1/28	at Harvard	L, 2-6	DND	DND	0-0-0	0-0-0	DND	DND	0-1-1	0-1-1	0-0-0	0-0-0	0-1-1	0-0-0	0-0-0

Date	Opponent	Score	17 Bancroft	18 Kovich	19 Mack	20 Stienburg	21 Tupker	22 Penney	23 Wallace	24 Malinski	26 Psenicka	27 Suda	28 DeSantis	29 Berard
10/28	at Minn. Duluth	L, 2-3	0-1-1	DND	DND	0-0-0	0-1-1	0-1-1	1-0-1	0-0-0	0-1-1	0-0-0	DND	0-0-0
10/29	at Minn. Duluth	L, 2-4	0-0-0	0-0-0	DND	0-1-1	0-0-0	0-0-0	DND	0-0-0	0-0-0	0-1-1	0-0-0	1-0-1
11/4	at Princeton	W, 3-1	0-0-0	DND	DND	0-0-0	0-0-0	0-1-1	0-0-0	0-0-0	0-0-0	0-0-0	0-0-0	0-1-1
11/5	at Quinnipiac	L, 0-2	DND	0-0-0	DND	0-0-0	0-0-0	0-0-0	0-0-0	0-0-0	0-0-0	0-0-0	0-0-0	0-0-0
11/11	at St. Lawrence	W, 5-1	0-0-0	1-0-1	0-0-0	0-0-0	0-0-0	DND	DND	1-1-2	0-1-1	0-0-0	1-0-1	0-2-2
11/12	at Clarkson	L, 1-4	0-0-0	0-0-0	0-0-0	0-0-0	1-0-1	0-0-0	0-1-1	0-0-0	0-0-0	0-0-0	0-0-0	0-0-0
11/18	Yale	W, 5-2	1-1-2	0-0-0	0-1-1	0-1-1	2-0-2	0-0-0	DND	0-1-1	0-1-1	0-0-0	1-0-1	0-0-0
11/19	Brown	W, 5-1	0-1-1	DND	0-1-1	1-0-1	0-1-1	1-2-3	1-0-1	0-1-1	0-0-0	0-0-0	DND	0-0-0
11/22	Sacred Heart	W, 2-1	0-1-1	0-0-0	1-0-1	0-0-0	0-0-0	1-0-1	DND	0-0-0	0-0-0	0-0-0	0-0-0	0-0-0
11/26	vs. UConn	W, 6-0	3-0-3	DND	0-2-2	1-1-2	0-1-1	0-0-0	0-0-0	0-1-1	1-0-1	0-1-1	DND	0-1-1
12/2	Harvard	L, 1-2 (OT)	0-0-0	DND	0-0-0	0-0-0	0-0-0	0-0-0	0-0-0	0-0-0	0-0-0	0-0-0	0-0-0	0-0-0
12/3	Dartmouth	W, 1-0	0-0-0	DND	0-0-0	0-1-1	0-0-0	0-0-0	0-0-0	0-0-0	0-0-0	0-0-0	0-0-0	0-0-0
12/29	AIC	W, 8-4	0-0-0	DND	2-0-2	0-0-0	0-0-0	1-1-2	DND	0-0-0	2-1-3	0-1-1	1-1-2	0-2-2
12/30	AIC	T, 3-3 (SOW)	0-1-1	0-0-0	0-0-0	DND	0-0-0	0-0-0	DND	0-1-1	1-0-1	0-0-0	2-0-2	0-2-2
1/6	at Union	W, 6-1	0-1-1	DND	0-0-0	DND	0-0-0	0-1-1	0-0-0	0-2-2	0-0-0	0-0-0	0-1-1	1-1-2
1/7	at RPI	W, 6-4	0-0-0	0-0-0	0-0-0	DND	1-0-1	0-0-0	DND	1-0-1	0-0-0	0-0-0	0-4-4	1-3-4
1/14	at Boston Univ.	L, 3-4	0-0-0	DND	0-0-0	DND	0-0-0	0-0-0	0-0-0	1-2-3	0-0-0	0-0-0	0-1-1	1-0-1
1/20	Quinnipiac	W, 4-0	1-0-1	DND	0-0-0	DND	0-0-0	0-0-0	0-0-0	0-2-2	1-0-1	0-2-2	0-1-1	1-0-1
1/21	Princeton	W, 3-2	1-1-2	DND	0-0-0	DND	0-0-0	0-0-0	0-0-0	0-3-3	0-0-0	0-0-0	0-0-0	0-0-0
1/27	at Dartmouth	W, 3-2	0-2-2	0-0-0	0-0-0	DND	0-0-0	1-0-1	DND	1-1-2	0-0-0	0-0-0	0-0-0	0-0-0
1/28	at Harvard	L, 2-6	0-0-0	0-0-0	0-0-0	DND	0-0-0	0-0-0	DND	1-0-1	1-0-1	0-0-0	0-0-0	0-0-0

NOTE: SHADED DENOTES MULTI-GAME POINT STREAK

CORNELL SPECIAL TEAMS GAME-BY-GAME BREAKDOWN

Key:
○ 5-on-4 killed; ● 5-on-4 goal; □ 4-on-3 killed; ■ 4-on-3 goal; ⊙ 5-on-4 major penalty killed; ⊕ 5-on-4 major penalty goal; ▣ 4-on-3 major penalty goal;
⊡ 5-on-3 killed; ⊕ 5-on-3 goal; ◇ 4-on-3 then 5-on-4 killed; ◆ 5-on-4 goal after 4-on-3 killed; ⊙ shorthanded goal; ▣ 4-on-3 major penalty killed

Date	Opponent	1st Per. PPs	2nd Per. PPs	3rd Per. PPs	OT PPs	1st Per. PKs	2nd Per. PKs	3rd Per. PKs	OT PKs
10/28	at Minnesota Duluth	○	○	○		○○	○		
10/29	at Minnesota Duluth	○	○○	○⊡		○○○	●	○	
11/4	at Princeton	○	○●				○○	○●○	
11/5	at Quinnipiac		⊡	○○		○○	⊙	○○	
11/11	at St. Lawrence	○●	○●	○			○○	○⊙	
11/12	at Clarkson	○	○○	⊙○		●○	○●○		
11/18	Yale	○	●●					⊡○○	
11/19	Brown	⊙●		●		○	○	○	
11/22	Sacred Heart	○					○	○	
11/26	vs. UConn		○●	○		○	○	○○	
12/2	Harvard					○			
12/3	Dartmouth		○○			○○	○		
12/29	AIC	○	○	○		○	○		
12/30	AIC			○●○○			○⊡		
1/6	at Union		●●			○	○⊡	○	
1/7	at RPI	⊡	■			○	●●○○○	○●	
1/14	at Boston University	○		●○		○	⊡⊡	●	
1/20	Quinnipiac		●○			○○	○		
1/21	Princeton	●	○○	●			○●		
1/27	at Dartmouth	●	●	⊙○					
1/28	at Harvard		○	⊡○			●○		

CORNELL SPECIAL TEAMS BREAKDOWN

Last Friday at Dartmouth					Last Saturday at Harvard				Season Totals			
Cornell PP	PPG	Opp.	(Opp Goals)	PP Time	PPG	Opp.	(Opp Goals)	PP Time	PPG/Opp.	(Opp Goals)	Time	PP%
5-on-4	2	4	0	9:35	0	1	0	2:00	18/64	1	102:13	28.1%
5-on-3	—	—	—	—	0	1	0	0:30	0/4	0	2:06	0.0%
4-on-3	—	—	—	—	—	—	—	—	1/1	0	0:52	100.0%
Cornell PK	PPG	Opp.	(CU Goals)	PK Time	PPG	Opp.	(CU Goals)	PK Time	PPG/Opp.	(CU Goals)	Time	PK%
5-on-4	—	—	—	—	1	2	0	3:40	11/74	1	125:38	85.1%
5-on-3	—	—	—	—	—	—	—	—	1/5	0	5:11	80.0%
4-on-3	—	—	—	—	—	—	—	—	0/0	0	0:00	0.0%
Even Strength	CU Goals	Chances	Opp Goals	Time	CU Goals	Chances	Opp Goals	Time	CU Goals	Chances	Opp Goals	Time
4-on-4	—	—	—	—	—	—	—	—	0	13	0	18:31
3-on-3	—	—	—	—	—	—	—	—	0	0	0	0:00
Cornell Pulled Goalie	CU Goals	Chances	Opp Goals	Time	CU Goals	Chances	Opp Goals	Time	CU Goals	Chances	Opp Goals	Time
6-on-5	—	—	—	—	0	1	1	1:24	1	8	3	6:33
6-on-4	—	—	—	—	—	—	—	—	0	2	0	1:31
6-on-3	—	—	—	—	—	—	—	—	0	1	0	0:15
Opp. Pulled Goalie	CU Goals	Chances	Opp Goals	Time	CU Goals	Chances	Opp Goals	Time	CU Goals	Chances	Opp Goals	Time
6-on-5	0	2	1	1:38	—	—	—	—	1	6	1	8:07
6-on-4	—	—	—	—	—	—	—	—	1	1	0	0:09
6-on-3	—	—	—	—	—	—	—	—	0	0	0	0:00

Pulled Goalie situations does not include delayed penalty scenarios