



MEN'S HOCKEY GAME NOTES

LYNAH RINK ► 536 CAMPUS ROAD, ITHACA, N.Y. 14853

CORNELLBIGRED.COM ► @CORNELLMHOCKEY ► @CORNELLSPORTS ► @ECACHOCKEY ► @IVYLEAGUE ► #YELLCORNELL



CORNELL

RECORD: 12-6-1 • 9-3-0 ECAC
USCHO: 11 • USA TODAY: 11

FRI., JAN. 27, 2023 • 7:00 P.M. • THOMPSON ARENA
GAME NO. 20 | TV: ESPN+ | RADIO: WHCU (870 AM, 97.7 FM)
144TH ALL-TIME MEETING • CORNELL LEADS, 86-50-7 (MORE INFO PG. 7)

SAT., JAN. 28, 2023 • 7:00 P.M. • BRIGHT-LANDRY CENTER
GAME NO. 21 | TV: ESPN+ / TSN.CA | RADIO: WHCU (870 AM, 97.7 FM)
161ST ALL-TIME MEETING • CORNELL LEADS, 79-68-13 (MORE INFO PG. 8)

DARTMOUTH
RECORD: 4-15-1 • 3-9-1 ECAC



HARVARD
RECORD: 13-5-1 • 11-3-0 ECAC
USCHO: 10 • USA TODAY: 10



2022-23 SCHEDULE

DATE	OPPONENT	TV	TIME/SCORE
OCTOBER (0-2-0)			
10/15	OTTAWA (EXH.)	ESPN+	W, 5-1
10/20	GUELPH (EXH.)	ESPN+	W, 8-1
10/28	AT #19 MINN. DULUTH	NCHC.TV	L, 2-3
10/29	AT #19 MINN. DULUTH	NCHC.TV	L, 2-4
NOVEMBER (6-2-0, 4-2-0 ECAC)			
11/4	AT PRINCETON*	ESPN+	W, 3-1
11/5	AT #7 QUINNIPIAC*	ESPN+	L, 0-2
11/11	AT ST. LAWRENCE*	ESPN+	W, 5-1
11/12	AT CLARKSON*	ESPN+	L, 1-4
11/18	YALE*	ESPN+	W, 5-2
11/19	BROWN*	ESPN+	W, 5-1
11/22	SHU SACRED HEART	ESPN+	W, 2-1
THE FROZEN APPLE (NEW YORK, N.Y.)			
11/26	VS. #6 UCONN	ESPN+	W, 6-0
DECEMBER (2-1-1, 1-1-0 ECAC)			
12/2	#7 HARVARD*	ESPN+	L, 1-2 (OT)
12/3	DARTMOUTH*	ESPN+	W, 1-0
12/29	AIC	ESPN+	W, 8-4
12/30	AIC	ESPN+	T, 3-3 (SOW)
JANUARY (4-1-0, 4-0-0 ECAC)			
1/6	AT UNION*	ESPN+	W, 6-1
1/7	RPI AT RPI*	ESPN+	W, 6-4
1/14	BU AT #7 BOSTON UNIV.	ESPN+	L, 3-4
1/20	#1 QUINNIPIAC*	ESPN+	W, 4-0
1/21	PRINCETON*	ESPN+	W, 3-2
1/27	AT DARTMOUTH*	ESPN+	7 P.M.
1/28	AT #10 HARVARD*	ESPN+	7 P.M.
FEBRUARY			
2/3	RPI RPI*	ESPN+	7 P.M.
2/4	U UNION*	ESPN+	7 P.M.
2/10	C COLGATE*	ESPN+	7 P.M.
2/11	C AT COLGATE*	ESPN+	7:30 P.M.
2/17	CLARKSON*	ESPN+	7 P.M.
2/18	ST. LAWRENCE*	ESPN+	7 P.M.
2/24	B AT BROWN*	ESPN+	7 P.M.
2/25	Y AT YALE*	ESPN+	7 P.M.
MARCH			
ECAC HOCKEY CHAMPIONSHIPS (CAMPUS SITES)			
3/4	FIRST ROUND		TBD
3/10 - 3/12	QUARTERFINALS		TBD
ECAC HOCKEY CHAMPIONSHIPS (LAKE PLACID, N.Y.)			
3/17	SEMIFINALS		TBD
3/18	CHAMPIONSHIP		7:30 p.m.

* - Denotes ECAC Hockey contest
Bold Red CAPS denotes home game
All game times Eastern, subject to change

PUCK DROP

The No. 11-ranked Cornell men's hockey team looks to go 6-0 in ECAC Hockey action in January when it makes its annual trip to New England as the Big Red will square off against Ivy League rivals Dartmouth and Harvard.

WEEKEND REWIND

Cornell posted a pair of victories last weekend at Lynah Rink, shutting out then-top-ranked Quinnipiac, 4-0, before using three power-play goals to power past Princeton, 3-2.

Senior defenseman **SAM MALINSKI** assisted on five of Cornell's seven goals on the weekend, earning him ECAC Hockey Defender of the Week honors.

Sophomore goaltender **IAN SHANE** stopped 49 of 51 shots on the weekend, leading to his second ECAC Hockey MAC Goaltender of the Week award.

Freshman forward **DALTON BANCROFT** also earned a weekly award, being tabbed the top newcomer after registering three points, two of which coming on power-play goals.

SHUTOUT SHANE

Sophomore goaltender **IAN SHANE** recorded his third shutout of the season last Friday, logging 21 saves in the Big Red's 4-0 victory over Quinnipiac.

Shane's shutout of the Bobcats was his second against a top-10 opponent. He previously made 27 saves in the Big Red's 6-0 victory over then-No. 6 UConn at The Frozen Apple on Nov. 26 at Madison Square Garden.

Recording a pair of shutouts against top-10 opposition has been a rare feat this season as Shane is one of three Division I players to do so, joining Wisconsin's Jared Moe and St. Cloud State's Jaxon Castor.

SAM IS THE MAN

Senior defenseman **SAM MALINSKI** enters this weekend riding a career-long six-game point streak. During the stretch, Malinski has recorded 12 points (two goals, 10 assists).

The point streak is the longest by a Cornell defenseman since **ALEX GREEN** also had a six-game streak early in the 2019-20 season.

With a point against Dartmouth, Malinski would record a point for a seventh consecutive game, marking the longest point streak by a Big Red defenseman since **PATRICK MCCARRON** had recorded points in eight straight games in 2016-17, registering two goals and eight assists in the span.

Malinski is the seventh Cornell blueliner since **MIKE SCHAFER** became head coach prior to the 1995-96 season to record a six-game point streak, joining **MARK MCRAE** (8 games in 2002-03), McCarron (8 games in 2016-17), **CHARLIE COOK** (7 games in 2003-04), **JEFF BURGGOYNE** (6 games in 1998-99), **YANNI KALDIS** (6 games in 2018-19), and **ALEX GREEN** (6 games in 2019-20).

NCAA LEADERS

MULTIPLE SHUTOUTS OVER TOP-10 OPPONENTS This Season

PLAYER	DATE	OPPONENT
Jared Moe	10/22/22	Minnesota Duluth
	1/20/23	Ohio State
Ian Shane	11/26/22	UConn
	1/21/23	Quinnipiac
Jaxon Castor	1/7/23	Minnesota
	1/21/23	Denver

CORNELL HISTORY

LONGEST POINT STREAKS BY A DEFENSEMAN Mike Schafer Era (Since 1995-96)

PLAYER	SEASON	GP	G	A	PTS
Mark McRae	2002-03	8	3	9	12
Patrick McCarron	2016-17	8	2	8	10
Charlie Cook	2003-04	7	0	9	9
Jeff Burgoyne	1998-99	6	2	7	9
Yanni Kaldis	2018-19	6	0	7	7
Alex Green	2019-20	6	3	5	8
Sam Malinski	2022-23	6	2	10	12

2022-23 CORNELL MEN'S HOCKEY ROSTER

NO	NAME <small>(Pronunciation)</small>	POS	YR	HT	WT	S/C	HOMETOWN	LAST TEAM	NHL
2	Peter Muzyka <small>(mew-ZEE-kuh)</small>	D	6-3	194	Sr.	L	Toronto, Ontario	New Mexico Ice Wolves (NAHL)	
3	Jack O'Brien	D	6-0	170	Fr.	L	White Rock, British Columbia	Nanaimo Clippers (BCHL)	
4	Hank Kempf <small>(KEHM-ph)</small>	D	6-2	200	So.	L	Wilmette, Ill.	Muskegon Lumberjacks (USHL)	NYR '21
5	Sebastian Dirven	D	6-3	205	Sr.	L	Bainsville, Ontario	Central Illinois Flying Aces (USHL)	
7	Jimmy Rayhill	D	5-9	175	So.	R	New Hartford, N.Y.	Odessa Jackalopes (NAHL)	
8	Jack Lagerstrom <small>(LAH-gher-strum)</small>	D	6-2	177	Jr.	R	Edina, Minn.	Tri-City Storm (USHL)	
9	Jack O'Leary	F	5-7	162	Jr.	R	St. James, N.Y.	Cedar Rapids RoughRiders (USHL)	
10	Travis Mitchell C	D	6-3	207	Sr.	L	South Lyon, Mich.	Omaha Lancers (USHL)	
11	Sean Donaldson	F	5-11	180	Fr.	L	Vancouver, British Columbia	Nanaimo Clippers (BCHL)	
12	Tim Rego <small>(REE-go)</small>	D	6-0	172	Jr.	R	Mansfield, Mass.	Brooks Bandits (AJHL)	
13	Jack Malone	F	6-1	193	Sr.	R	Madison, N.J.	Youngstown Phantoms (USHL)	VAN '19
15	Max Andreev A <small>(on-DRAY-ev)</small>	F	6-0	182	Sr.	L	Moscow, Russia	Central Illinois Flying Aces (USHL)	
16	Gabriel Seger <small>(SEE-gher)</small>	F	6-4	210	Sr.	L	Uppsala, Sweden	Union College (ECAC)	
17	Dalton Bancroft	F	6-3	200	Fr.	R	Madoc, Ontario	Trenton Golden Hawks (OJHL)	
18	Kyler Kovich	F	6-2	182	So.	L	Coquitlam, British Columbia	Tri-City Storm (USHL)	
19	Sullivan Mack	F	6-1	189	So.	L	Anchorage, Alaska	Salmon Arm Silverbacks (BCHL)	
20	Matt Stienburg A <small>(STINE-burg)</small>	F	6-2	195	Sr.	R	Halifax, Nova Scotia	St. Andrew's College (CISAA)	COL '19
21	Zach Tupker	F	6-1	197	Sr.	L	Collingwood, Ontario	Carleton Place Canadians (CCHL)	
22	Kyle Penney	F	6-1	204	Jr.	L	Lawrencetown, Nova Scotia	Chilliwack Chiefs (BCHL)	
23	Winter Wallace	F	6-3	215	Fr.	R	Boulder, Colo.	Youngstown Phantoms (USHL)	
24	Sam Malinski C <small>(muh-lin-skee)</small>	D	5-11	189	Sr.	R	Lakeville, Minn.	Bismarck Bobcats (NAHL)	
26	Ondrej Psenicka <small>(ON-dray zeh-NEET-skuh)</small>	F	6-6	211	So.	L	Praha, Czechia	Waterloo Black Hawks (USHL)	
27	Michael Suda <small>(SOO-duh)</small>	D	6-1	180	So.	L	Cheektowaga, N.Y.	Fargo Force (USHL)	
28	Nick DeSantis <small>(dih-san-TISS)</small>	F	5-9	155	Fr.	R	Collegeville, Pa.	Madison Capitols (USHL)	
29	Ben Berard	F	6-0	191	Sr.	L	Duncan, British Columbia	Powell River Kings (BCHL)	
30	Ian Shane	G	6-0	167	So.	L	Manhattan Beach, Calif.	Bismarck Bobcats (NAHL)	
33	Remington Keopple <small>(KEH-pull)</small>	G	6-2	190	Fr.	L	New Richmond, Wis.	Des Moines Buccaneers (USHL)	
34	Ryan McInchak <small>(mick-IN-chack)</small>	G	6-0	175	Jr.	L	Trenton, Mich.	American International College (AHA)	


















COACHING STAFF

Head Coach:	Mike Schafer <small>(SHAY-fur)</small>
Associate Head Coach:	Ben Syer <small>(SIGH-er)</small>
Assistant Coach:	Sean Flanagan
Volunteer Ast. Coach:	Mitch Stephens
Director of Hockey Ops:	Ben Russell
Athletic Trainer:	Ed Kelly
Equipment Manager:	Sean Schmidt

ROSTER BREAKDOWN BY CLASS

FRESHMAN (6)	SOPHOMORE (7)	JUNIOR (6)	SENIOR (9)
3 O'Brien	4 Kempf	8 Lagerstrom	2 Muzyka
11 Donaldson	6 Kovich	9 O'Leary	5 Dirven
17 Bancroft	7 Rayhill	12 Rego	10 Mitchell
23 Wallace	19 Mack	16 Seger	13 Malone
28 DeSantis	26 Psenicka	22 Penney	15 Andreev
33 Keopple	27 Suda	34 McInchak	20 Stienburg
	30 Shane		21 Tupker
			24 Malinski
			29 Berard

ROSTER BREAKDOWN BY STATE / PROVINCE / COUNTRY

 British Columbia	4	 Alaska	1	 New Jersey	1
 Ontario	4	 California	1	 Pennsylvania	1
 New York	3	 Colorado	1	 Russia	1
 Michigan	2	 Czechia	1	 Sweden	1
 Minnesota	2	 Illinois	1	 Wisconsin	1
 Nova Scotia	2	 Massachusetts	1		

CORNELL QUICK FACTS

GENERAL INFORMATION

Location	Ithaca, N.Y.
Enrollment (2021 Undergraduate)	15,503
Founded	1865
Nickname	Big Red
School Colors	Carnelian Red (Pantone 187) and White
Conference	Ivy League / ECAC Hockey
President	Martha E. Pollack
Meakam*Smith Director of Athletics	Dr. Nicki Moore
Athletics Website	CornellBigRed.com
Ticket Office Phone	607.255.4247
Ticket Office Website	BigRedTix.com

HISTORY

Seasons of Hockey	106th
First Season	1900-01
All-Time Record (Win %)	1200-751-153 (.607)
Cleary Cup (Regular-Season Titles) (last)	11 (2020)
Whitlaw Cup (ECAC Championships) (last)	12 (2010)
NCAA Tournament Appearances (last)	22 (2019)
Most Consecutive NCAA Appearances	4 (1967-70)
Frozen Four Appearances (last)	8 (2003)
National Championships	2 (1967, 1970)
NCAA Tournament Record (Win %)	19-25 (.432)

LYNAH RINK

Year Opened (Seasons)	1957
Capacity	4,267
All-Time Record (Win %)	597-227-70 (.707)
Under Mike Schafer (Win %)	268-102-45 (.700)

COACHING STAFF

Head Coach	Mike Schafer (Cornell '86)
Record at Cornell	511-277-104 (.631)
Overall Record	Same as above
Associate Head Coach	Ben Syer (Western Ontario '98)
Assistant Coach	Sean Flanagan (St. Lawrence '10)
Volunteer Assistant	Mitch Stephens (Geneseo '07)
Director of Hockey Operations	Ben Russell (Cornell '20)

2021-22 REVIEW

Overall Record	18-10-4
ECAC Hockey Record (Finish)	12-6-4 (4th)
Home Record	9-4-3
Road Record	8-6-1
Neutral Record	1-0-0
ECAC Hockey Championship	No. 4 seed / Quarterfinals
	Lost to Colgate in best-of-three series (2-1)
NCAA Tournament	Not selected
USCHO.com Poll Ranking (final)	Not ranked / RV
USA Today Poll Ranking (final)	Not ranked

2022-23 TEAM INFORMATION

Letterwinners Returning / Lost	20 / 10
Newcomers	8
Fr / So / Jr / Sr	6 / 7 / 6 / 9

COMMUNICATIONS




Jeremy Hartigan	Associate Director of Athletics for Communications
Marshall Haim	Assistant Director of Athletic Communications (MIH)
Phone	716.465.4945
Email	mh2348@cornell.edu
Matthew Jensen	Assistant Director of Athletic Communications
Aaron Kelly	Communications Coordinator

Mailing Address	Cornell University Athletics
	Teagle Hall, 512 Campus Road, Ithaca, N.Y., 14853
Twitter / Instagram	@CornellSports
Facebook	/CornellSports


#YELLCORNELL


TALE OF THE TAPE


as of 1/23/23

			
Overall Record	12-6-1	4-15-1	13-5-1
60-Minute Record	12-5-2	4-12-4	9-4-6
Overtime Record	0-1-1	0-3-1	4-1-1
Shootout Record	1-0	1-0	0-0
Team Offense	3.47	2.30	3.58
National Rank	12th	52nd	6th
Conf. Offense	3.33	2.23	3.64
Conf. Rank	4th	9th	3rd
Team Defense	2.05	3.40	2.32
National Rank	3rd	54th	10th
Conf. Defense	1.67	2.85	2.07
Conf. Rank	2nd	8th	3rd
Power Play Pct.	28.8%	16.7%	21.9%
National Rank	3rd	40th	23rd
Conf. Power Play Pct.	38.9%	17.4%	21.4%
Conf. Rank	1st	9th	6th
Penalty Kill Pct.	84.7%	90.8%	84.9%
National Rank	11th	1st	9th
Conf. PK Pct.	80.9%	86.5%	85.0%
Conf. Rank	6th	2nd	3rd


Faceoff Percentages


		CORNELL (53.5%; 10th)	W	L	PCT
16 Gabriel Seger			166	103	61.7
21 Zach Tupker			167	119	58.4
15 Max Andreev			144	147	49.5
22 Kyle Penney			39	45	46.4
13 Jack Malone			43	56	43.4


		DARTMOUTH (47.6%; 49th)	W	L	PCT
16 Tyler Campbell			81	73	52.6
19 Sean Chisholm			209	210	49.9
28 Luke Haymes			76	88	46.3
21 Matt Hubbarde			105	129	44.9
14 Steven Townley			73	97	42.9


		HARVARD (52.5%; 18th)	W	L	PCT
25 John Farinacci			47	35	57.3
23 Baker Shore			131	101	56.5
59 Zakary Karpa			114	94	54.8
19 Matthew Coronato			199	178	52.8
7 Philip Tresca			74	76	49.3


PUTTING 'SPECIAL' IN SPECIAL TEAMS

 Cornell has recorded a power-play goal in each of its last six games, going 9-of-17 (.529) during the stretch.


 Since **MIKE SCHAFER** took over the program prior to the 1995-96 season, the team's current streak is the 13th time the Big Red has registered a power-play goal in at least six straight games.


 With a power-play goal against Dartmouth on Friday night, Cornell will score on the power play in its last seven games. The streak would be the program's longest since opening the 2019-20 season with a power-play goal in its first seven contests.


 Should Cornell score on the power play in both games this weekend, the Big Red will have its scored on the power play in eight straight games for the fourth time under Schafer (1996-97, 2005-06, 2007-08).


 After scoring on four of its six power-play opportunities last weekend, Cornell has jumped up to third nationally in power-play percentage. The Big Red's .288 clip (17-of-59) trails UMass (.308 — 20-of-65) and North Dakota (.307 — 31-of-101).


KILL, RED, KILL

 Over its last 13 games, Cornell has successfully killed 38 of its last 44 penalties (86.4 percent).

 Four of the six power-play goals allowed by the Big Red since Nov. 18 came on Jan. 7 at RPI, with three of the four markers came during a five-minute power play.

 Entering this weekend, Cornell ranks 11th nationally in penalty kill percentage (61-of-72 — 84.7 percent).

 The Big Red's mark is the third-highest in ECAC Hockey, trailing this weekend's opponents, Dartmouth (90.8 percent — 1st) and Harvard (85.2 percent — 9th).

 Cornell's 11 power-play goals allowed are currently the fourth-fewest conceded by a Division I program this season. Dartmouth (6), Sacred Heart (8), and Harvard (8) — all teams Cornell has played — have fewer.

CORNELL HISTORY

LONGEST STREAK OF POWER-PLAY GOALS












Mike Schafer Era (Since 1995-96)

SEASON	GAMES	PPG	PPA	PP%
1996-97	8	14	45	31.1%
2005-06	8	11	58	19.0%
2007-08	8	12	46	26.1%
1995-96	7	17	48	35.4%
2000-01	7	10	38	26.3%
2006-07	7	12	66	18.2%
2007-08	7	10	38	26.3%
2019-20	7	12	30	40.0%
2001-02	6	13	32	40.6%
2009-10	6	11	32	34.4%
2000-01	6	11	28	39.3%
2018-19	6	9	29	31.0%
2022-23	6	9	17	52.9%

NCAA LEADERS

TOP PENALTY KILL PERCENTAGES

This Season (as of 1/23/23)

SCHOOL	PPG	PPA	PK%
 Dartmouth	6	65	90.8%
 Ohio State	12	104	88.5%
 Sacred Heart	8	67	88.1%
 Michigan Tech	12	98	87.8%
 UConn	13	103	87.4%
 RIT	16	118	86.4%
 UMass Lowell	12	85	85.9%
 Mercyhurst	12	84	85.7%
 Harvard	8	54	85.2%
 Northeastern	14	93	84.9%
 Cornell	11	72	84.7%

TOP-20 RANKINGS

DCU / USCHO.com Poll (as of 1/23/23)

Bold denotes Cornell opponent in 2022-23

TEAM	Record	Last	Pts
1. St. Cloud State (33)	18-6-0	4	979
2. Minnesota (13)	18-7-1	2	951
3. Quinnipiac (2)	18-3-3	1	855
4. Boston Univ. (2)	17-6-0	5	849
5. Denver	19-7-0	3	810
6. Penn State	18-7-1	6	709
7. Michigan	14-9-1	8	689
8. Ohio State	16-9-1	7	640
9. Western Michigan	16-9-1	10	638
10. Harvard	13-5-1	9	539
11. Cornell	12-6-1	16	441
12. UConn	15-7-3	13	433
13. Michigan Tech	16-7-4	14	373
14. Minnesota State	16-9-1	17	305
15. Michigan State	13-11-2	15	263
16. Merrimack	15-9-1	11	261
17. Providence	12-7-6	12	249
18. UMass Lowell	14-9-1	19	137
19. RIT	17-6-1	20	130
20. Northeastern	12-9-3	RV	89

Receiving votes: Omaha (60), Boston College (41), Notre Dame (36), Alaska (7), UMass (4), **AIC (3)**, Bemidji State (3), **Sacred Heart (3)**, North Dakota (2), Bowling Green (1)

USA Today/USA Hockey Magazine Poll (as of 1/23/23)

Bold denotes Cornell opponent in 2022-23

TEAM	Record	Last	Pts
1. St. Cloud State (21)	18-6-0	4	706
2. Minnesota (12)	18-7-1	2	694
3. Denver	19-7-0	3	601
4. Quinnipiac	18-3-3	1	600
5. Boston Univ. (1)	17-6-0	5	578
6. Penn State	18-7-1	6	538
7. Michigan	14-9-1	7	506
8. Ohio State	16-9-1	8	468
9. Western Michigan	16-9-1	10	438
10. Harvard	13-5-1	9	398
11. Cornell	12-6-1	12	365
12. UConn	15-7-3	16	280
13. Michigan Tech	16-7-4	14	273
14. Minnesota State	16-9-1	17	228
15. Michigan State	13-11-2	15	220
16. Providence	12-7-6	13	165
17. Merrimack	15-9-1	11	145
18. RIT	17-6-1	19	103
19. UMass Lowell	14-9-1	20	64
20. Notre Dame	11-12-3	NR	60

Receiving votes: Northeastern (52), Omaha (32), Boston College (28), Bemidji State (7), Alaska (4), UMass (3), North Dakota (3), **Colgate (2)**

NONE SHALL PASS

Cornell enters this weekend boasting one of the nation's top scoring defenses. The Big Red has yielded 39 goals allowed so far this year, which ranks as the fewest by a Division I program.

The Big Red's 2.05 goals allowed average ranks third in the nation, trailing Quinnipiac (1.88) and St. Cloud State (1.92).

Historically, Cornell has boasted one of the stingiest defensive units in Division I hockey. The Big Red has ranked in the top 10 in scoring defense in five of the last six seasons. The lone year Cornell did not rank in the top 10 was 2020-21, the year the Big Red did not play due to the COVID-19 pandemic.

Since 2016-17, Cornell has allowed 362 goals which stands as the fewest by a Division I team in that span and the Big Red are 96 goals ahead of Harvard, who is in second with 458 goals allowed in the span. The Big Red has a 1.97 goals allowed per game average since 2016-17, ranking second behind Minnesota State (1.84).

SHANE'S WORLD

Sophomore goaltender **IAN SHANE** has been strong between the pipes for Cornell so far this year, posting a 1.73 goals-against average, which ranks second nationally behind Yale's Luke Pearson (1.69), a fellow ECAC Hockey counterpart.

Over Shane's last 11 games, he has garnered an 8-2-1 record with a 1.64 goals-against average and .923 save percentage (215 saves on 233 shots).

During the stretch, Shane has recorded all three of his shutouts this season, two of which have come against opponents ranked in the top 10 of the USCHO.com poll, including No. 6 UConn on Nov. 26 at Madison Square Garden, and last Friday against then-top-ranked Quinnipiac.

For his career, Shane has been stellar between the pipes for the Big Red, currently holding onto a .927 career save percentage, which ranks fifth among active Division I goaltenders with at least 500 saves.

Ahead of Shane is Northeastern's Devon Levi (.941), Quinnipiac's Yaniv Perets (.930), Yale's Luke Pearson (.930), and Ohio State's Jakub Dobes (.929).

SECOND PERIOD DOMINANCE

Cornell has excelled in the second period this season, outscoring its opponents by 14 goals (27-13) in the frame and outshooting the opposition 203-136.

In comparison, Cornell has outscored its opponents by a combined 14 goals, 39-25, in the other two periods of action.

Over the opening 40 minutes of play, Cornell has generated a plus-119 advantage in shots on goal (391-272). In the final period of regulation, the Big Red have a plus-19 advantage in shots (157-138).

WIN NO. 1200

Cornell's win over Princeton last Saturday marked the 1200th all-time victory for the Cornell men's hockey program. The Big Red became the 17th college program to reach the 1200-win plateau.

With last Saturday's victory, the Big Red became the 17th different Division I program to amass 1,200 victories, joining Minnesota, Michigan, Boston College, Boston University, North Dakota, Denver, Clarkson, Harvard, Michigan State, Michigan Tech, Wisconsin, Yale, New Hampshire, Colorado College, Minnesota Duluth, and Army.

There was 1,776 days spent between the program's 1,100th and 1,200th all-time victories. It was the quickest Cornell went between milestone victories since going 1,463 days between the program's 800th (Jan. 18, 2002) and 900th victories (Jan. 20, 2006).

Head coach **MIKE SCHAFER** has now been at the helm of the Big Red program for its last six milestone victories (700th, 800th, 900th, 1,000th, 1,100th, and 1,200th victories).

NCAA LEADERS

TOP SCORING DEFENSES

This Season (as of 1/18/23)

SCHOOL	GP	GA	AVG
Quinnipiac	24	45	1.88
St. Cloud State	24	46	1.92
Cornell	19	39	2.05
UMass Lowell	24	52	2.17
Michigan Tech	27	59	2.19
Minnesota State	26	57	2.19
Alaska	22	49	2.23
Denver	26	59	2.27
Harvard	19	44	2.32
Providence	25	58	2.32

NCAA LEADERS

LOWEST GOALS-AGAINST AVERAGE

This Season (as of 1/23/23)

GOALTENDER	MIN	GA	GAA
Luke Pearson	603:22	17	1.69
Ian Shane	1004:41	29	1.73
Dominic Basse	656:18	19	1.74
Yaniv Perets	1397:03	42	1.80
Jaxon Castor	777:41	24	1.85

HIGHEST SAVE PERCENTAGE

Division I Active Leaders

GOALTENDER	GA	SV	SV%
Devon Levi	103	1639	.941
Yaniv Perets	78	1038	.930
Luke Pearson	38	502	.930
Jakub Dobes	132	1728	.929
Ian Shane	57	725	.927

STAT BREAKDOWN

GOALS SCORED BY PERIOD

This Season

TEAM	1ST	2ND	3RD
Cornell	21	27	18
Opponents	14	13	11

SHOTS ON GOAL BY PERIOD

This Season

TEAM	1ST	2ND	3RD
Cornell	188	203	157
Opponents	136	136	138

PAIRWISE RANKINGS

NCAA PAIRWISE RANKINGS (as of 1/23/23)			
Bold denotes Cornell opponent in 2022-23			
TEAM	Record	PWR	RPI
1. Minnesota	18-7-1	61	.6093
2. St. Cloud State	18-6-0	60	.5968
3. Penn State	18-7-1	59	.5916
4. Quinnipiac	18-3-3	58	.5824
5. Denver	19-7-0	57	.5757
6. Boston University	17-6-0	56	.5736
7. Ohio State	16-9-1	54	.5700
8. Michigan	14-9-1	54	.5676
9. Western Michigan	16-9-1	53	.5607
10. Cornell	12-6-1	51	.5543
11. Harvard	13-5-1	51	.5525
12. Michigan Tech	16-7-4	50	.5440
13. Michigan State	13-11-2	49	.5430
14. Minnesota State	16-9-1	48	.5404
15. Notre Dame	11-12-3	47	.5397
16. Connecticut	15-7-3	47	.5361
17. RIT	17-6-1	45	.5350
18. Merrimack	15-9-1	44	.5301
19. Providence	12-7-6	43	.5279
20. Omaha	13-9-2	42	.5278
21. Alaska	11-9-2	41	.5277
22. UMass Lowell	14-9-1	39	.5191
23. Northeastern	12-9-3	38	.5263
24. North Dakota	10-11-4	38	.5154
25. Boston College	9-7-5	38	.5147
26. Bowling Green	14-13-1	36	.5127
27. Bemidji State	10-9-5	35	.5054
28. Massachusetts	9-12-3	34	.5012
29. Colgate	12-10-2	32	.5000
30. Sacred Heart	12-9-2	32	.4997
31. Minnesota Duluth	10-13-1	31	.4983
32. Wisconsin	10-14-0	29	.4977
33. Colorado College	10-13-1	28	.4981
34. Princeton	10-11-0	28	.4947
35. Clarkson	11-10-3	27	.4977
36. Ferris State	10-11-3	26	.4912
37. Northern Michigan	12-12-0	26	.4896
38. Brown	8-11-2	24	.4859
39. Niagara	12-10-2	22	.4848
40. AIC	13-10-5	22	.4834
41. Maine	9-12-2	22	.4831
42. Arizona State	11-16-0	21	.4830
43. St. Lawrence	11-13-0	20	.4758
44. Union	9-14-2	18	.4718
45. St. Thomas	7-15-2	17	.4713
46. Miami	7-15-2	16	.4703
47. Mercyhurst	7-14-3	14	.4578
48. Vermont	8-13-3	14	.4573
49. RPI	10-14-1	14	.4556
50. New Hampshire	7-18-1	12	.4537
51. Holy Cross	7-14-3	11	.4456
52. Long Island	5-15-1	10	.4418
53. Canisius	7-12-3	9	.4395
54. Alaska Anchorage	4-14-0	7	.4339
55. Dartmouth	4-15-1	7	.4304
56. Yale	3-12-4	6	.4306
57. Army	7-13-3	5	.4279
58. Bentley	7-16-1	5	.4257
59. Lindenwood	5-17-0	3	.4244
60. Lake Superior State	4-20-2	2	.4231
61. Air Force	7-15-2	2	.4220
62. Stonehill	0-1-0	0	.3174

STANDINGS AND SCHEDULES

ECAC HOCKEY												OVERALL					
OPPONENT	PTS	GP	W	L	T	OW	OL	SW	GF	GA		GP	W	L	T	GF	GA
Quinnipiac	36	14	12	2	0	0	0	0	54	23		24	18	3	3	93	45
Harvard	29	13	11	2	0	4	0	0	49	26		18	13	4	1	66	41
Cornell	28	12	9	3	0	0	1	0	40	20		19	12	6	1	66	39
Colgate	25	12	9	3	0	2	0	0	45	27		24	12	10	2	69	56
Princeton	20	14	6	8	0	0	2	0	37	42		20	10	10	0	57	59
St. Lawrence	18	12	6	6	0	1	1	0	29	34		25	11	13	0	53	67
Clarkson	18	12	5	5	2	0	1	0	33	33		24	11	10	3	68	66
Brown	16	14	4	8	2	0	1	1	29	37		21	8	11	2	52	54
RPI	14	14	5	9	0	2	1	0	33	52		26	10	14	1	64	83
Union	14	14	4	9	1	0	0	1	28	44		25	9	14	2	59	87
Dartmouth	12	13	3	9	1	0	1	1	29	37		20	4	15	1	46	68
Yale	10	14	2	10	2	0	1	1	14	43		19	3	12	4	26	55

LAST WEEK'S SCHEDULE				THIS WEEK'S SCHEDULE			
Friday, Jan. 20		Saturday, Jan. 20		Friday, Jan. 27		Saturday, Jan. 28	
#16 Cornell 4, #1 Quinnipiac 0		#16 Cornell 3, Princeton 2		#16 Cornell at Dartmouth, 7:00		#16 Cornell at #9 Harvard, 7:00	
#9 Harvard 3, Yale 2 (OT)		Colgate 3, #1 Quinnipiac 2		#1 Quinnipiac vs. Sacred Heart, 7:00		#1 Quinnipiac vs. TBD, TBD	
Colgate 5, Princeton 0		Brown 3, #9 Harvard 2		Colgate at #9 Harvard, 7:00		Yale vs. TBD, TBD	
Dartmouth 4, Brown 3		Clarkson 4, Union 3		#13 UConn vs. Yale, 4:00		RPI vs. Union, 6:00	
RPI 3, Clarkson 2 (OT)		RPI 4, St. Lawrence 3 (OT)		Clarkson at St. Lawrence, 7:00		St. Lawrence at Clarkson, 7:00	
Union 3, St. Lawrence 2		Dartmouth 4, Yale 0				Colgate at Dartmouth, 7:00	
						Long Island at Princeton, 7:00	

JOINING RARE COMPANY

With his penalty shot goal in the Big Red's victory over RPI on Jan. 7, senior forward **ZACH TUPKER** joined an rare group of Big Red players in scoring on a penalty shot while donning the Carnellian Red and White.

Tupker became the first Cornell player to score on a penalty shot since **ALEX RAUTER** on Nov. 26, 2016, against New Hampshire at Madison Square Garden.

Being awarded a penalty shot has been a relatively rare feat for Cornell, as Tupker was the first Big Red player to attempt a penalty shot since **TREVOR YATES** on Feb. 11, 2017, against Yale.

The goal by Tupker marked just the third time a Cornell player has scored on penalty shot over the last 37 years, joining Rauter and **JOE NIEUWENDYK** (Feb. 27, 1987 vs. RPI).

SCHAFER REACHES MILESTONE

MIKE SCHAFER '86, the Jay R. Bloom '77 Head Coach of Men's Hockey, reached a historic milestone on Nov. 4 in the Big Red's 3-1 win at Princeton.

Schafer logged his 500th career head coaching victory, becoming the 21st Division I hockey head coach to reach the 500-win plateau.

He is the eighth active head coach — the fourth at the Division I level — to register 500 career coaching victories.

The other Division I coaches include Rand Pecknold of Quinnipiac (598), Mercyhurst's Rick Gotkin (594), and Notre Dame's Jeff Jackson (568).

Schafer's 507 career wins are the most by a Cornell hockey head coach, and is the most by any active head coach of Cornell's 37 sports.

ON THIS DATE (JAN. 27)

Cornell is 9-7-0 all-time on January 27 and is 2-0-0 against Dartmouth on the date. The Big Red defeated its Ancient Eight rival in 1973 at Lynah Rink, 5-3, before posting a 3-1 victory at Thompson Arena in 2018.

In 1968, the Big Red posted its second-largest margin of victory in program history with a 19-1 win over Yale at Ingalls Rink in New Haven, Conn. Cornell led 4-1 after the first before netting 15 unanswered goals to defeat its Ivy League rival. Eleven players registered multi-point days, highlighted by **STEVE GIULIANI**'s six-point day (1-5—6) and five-point days by **GARTH RYAN** (2-3—5) and **PETE TUFFORD** (3-2—5).

CORNELL HISTORY

GOALS SCORED ON PENALTY SHOTS
Cornell Program History

PLAYER	DATE	OPPONENT
Carlo Ugolini	1/20/73	Toronto
Brock Tredway	1/17/79	Clarkson
Len Jankowski	2/24/79	Northeastern
RPI Joe Nieuwendyk	2/27/87	RPI
Alex Rauter	11/26/16	vs. UNH
RPI Zach Tupker	1/7/23	at RPI

NCAA LEADERS

MOST CAREER HEAD COACHING VICTORIES
Active Division I Head Coaches (as of 1/23/23)

COACH	W	L	T	W%
Rand Pecknold	599	336	103	.627
Rick Gotkin	595	494	103	.542
Jeff Jackson	569	295	94	.643
Mike Schafer	511	277	104	.631
Bob Daniels	483	573	111	.461
Frank Serratore	482	502	107	.491
Don Vaughan	465	498	120	.485
Scott Sandelin	438	361	96	.543
Wayne Wilson	426	296	78	.581

SEASON RANKS



2022-23 TEAM STATISTICS (as of 1/23/23)

	STAT	NCAA	ECAC
FACEOFF WIN PCT	53.5%	10th	2nd
PENALTY KILL PCT	84.7%	11th	3rd
POWER-PLAY PCT	28.8%	3rd	1st
SCORING DEFENSE	2.05	3rd	2nd
SCORING MARGIN	+1.42	7th	2nd
SCORING OFFENSE	3.47	12th	3rd
TOTAL ASSISTS	116	27th	4th
PIM PER GAME	9.89	37th	9th
TOTAL POINTS	182	30th	5th
TOTAL PIM	188	56th	10th
POWER-PLAY GOALS	17	26th	4th
SHORT-HANDED GOALS	1	37th	7th
WIN PERCENTAGE	.658	11th	3rd

INDIVIDUAL LEADERS (as of 1/23/23)

	STAT	NCAA	ECAC
ASSISTS PER GAME			
Gabriel Seger	0.76	16th	6th
Sam Malinski	0.74	25th	7th
GOALTENDER WIN PERCENTAGE			
Ian Shane	.676	13th	2nd
GOALS-AGAINST AVERAGE			
Ian Shane	1.73	2nd	2nd
HAT TRICKS			
Dalton Bancroft	1	3rd	1st
POINTS PER GAME			
Gabriel Seger	1.12	21st	4th
POWER-PLAY GOALS			
Gabriel Seger	4	41st	5th
Dalton Bancroft	4	41st	5th
SAVE PERCENTAGE			
Ian Shane	.921	21st	4th
SHORT-HANDED GOALS			
Sam Malinski	1	21st	4th
SHUTOUTS			
Ian Shane	3	9th	3rd

IN THE RANKINGS

Date	Pairwise	USCHO	USA Today
Preseason	N/A	19 (118)	19 (85)
Sept. 26	N/A	—	19 (85)
Oct. 3	N/A	19 (106)	19 (96)
Oct. 10	N/A	19 (115)	19 (95)
Oct. 17	N/A	20 (87)	19 (101)
Oct. 24	N/A	20 (106)	20 (106)
Oct. 31	N/A	RV (12)	RV (13)
Nov. 7	N/A	RV (1)	RV (7)
Nov. 14	N/A	NR	NR
Nov. 21	N/A	RV (1)	NR
Nov. 28	N/A	RV (29)	RV (34)
Dec. 5	19	RV (41)	20 (42)
Dec. 12	18	RV (51)	20 (63)
Dec. 19	17	—	RV (53)
Jan. 2	17	18 (123)	17 (115)
Jan. 9	11	15 (311)	14 (258)
Jan. 16	14	16 (293)	12 (259)
Jan. 23	10	11 (441)	11 (365)

Pairwise not acknowledged until December due to small sample size

ON THIS DATE (JAN. 28)

Cornell is 8-6-4 all-time on January 28, and is winless in its last five on the date (0-2-3). The program's last win on January 28 was against Clarkson in 2005.

Saturday will be the second time Cornell and Harvard are playing each other on January 28. The meeting will be the first time the two rivals are playing on the date since the Big Red posted a 3-2 win over the Crimson at Boston Arena in 1911.

FRESH(MAN) HAT TRICK

With his hat trick against UConn at Madison Square Garden on Nov. 26, freshman **DALTON BANCROFT** became the 16th Cornell freshman to score at least three goals in a game since first-year players were eligible to play in 1975-76.

Bancroft joined **ROY KERLING** (1977-78), **BROCK TREDWAY** (1977-78), **DUANNE MOESER** (1982-83), **PETE NATYSHAK** (1982-83), **JOE NIEUWENDYK** (1984-85), **CHRIS GRENIER** (1985-86), **CASEY JONES** (1986-87), **TRENT ANDISON** (4 goals in 1987-88), **VINCENT AUGER** (1993-94), **RYAN SMART** (1994-95), **KYLE KNOPP** (1995-96), **MATT MOULSON** (2002-03), **JEFF MALOTT** (2016-17), **KYLE BETTS** (2017-18), and **BEN BERARD** (2019-20).

It was just the second hat trick by a Cornell player in program history at Madison Square Garden, joining **DICK BERTRAND** who did so against St. Lawrence on Dec. 23, 1969. Bertrand later became the head coach of the Big Red for 12 seasons from 1970-82, taking over for the legendary **NED HARKNESS**.

Should Bancroft record another hat trick this season, he would become the sixth Cornell freshman with multiple hat tricks in a season. The others include former NHLers **JOE NIEUWENDYK** and **BROCK TREDWAY**, along with **ROY KERLING**, **DUANNE MOESER**, and **RYAN SMART**.

ECAC PRESEASON POLL

ECAC Hockey announced Sept. 21 during its annual Media Day call that the Cornell hockey team was slated to finish fourth.

Finishing ahead of the Big Red was Quinnipiac, who was dubbed the preseason favorite after finishing with eight first-place votes and a 118-point total. Harvard received the remaining four first-place votes, finishing with 109 points. Clarkson was third with 105 points.

Behind Cornell was Clarkson with 90 points, while Colgate (77) and RPI (70) were picked to finish sixth and seventh, respectively.

St. Lawrence (57), Union (45), Dartmouth (43), Yale (32), Brown (26), and Princeton (20) rounded out the 11-team poll.

WELCOME BACK!

Cornell returns 81 percent of its goals scored from last season, which was the eighth-highest percentage by a Division I program entering the 2022-23 season.

Air Force leads the nation, returning all of its scoring from last year. Penn State (93 percent) has the second-highest total, while Dartmouth (86 percent), Northeastern (85 percent), Sacred Heart and Yale (84 percent), and St. Lawrence (83 percent) were ahead of the Big Red.

Of the seven programs ahead of Cornell, the Big Red are slated to play four of the teams this season (Dartmouth, Sacred Heart, St. Lawrence, and Yale).

TOWERING OVER THE COMPETITION

According to CollegeHockeyInc.com's preseason media kit, Cornell entered the 2022-23 season tied for being the second-tallest Division I program.

The Big Red's average 6-foot-1 height was tied with Lindenwood. Both programs trail Vermont, who edges the Big Red and Lions by a mere six inches.

The Big Red have a two-inch advantage over Clarkson for the tallest ECAC Hockey program. The Golden Knights are tied with Boston University for the fourth-tallest Division I program.

Sophomore forward **ONDREJ PSENICKA**, who stands at 6-foot-6, is tied with Harvard forward Ryan Drkulec, Quinnipiac goaltender Chase Clark, and RPI forward Sutter Muzzatti for being the third-tallest player in ECAC Hockey this season.

NCAA LEADERS

HIGHEST PERCENTAGE OF GOALS RETURNING
Entering 2022-23 Season

School	PCT
Air Force	100%
Penn State	93%
Dartmouth	86%
Northeastern	85%
Sacred Heart	84%
Yale	84%
St. Lawrence	83%
Cornell	81%
Colorado College	80%
North Dakota	80%

TALLEST TEAMS BY AVERAGE HEIGHT

Data from CollegeHockeyInc.com

School	AVG HT.
Vermont	6'1.6"
Cornell	6'1.0"
Lindenwood	6'1.0"
Clarkson	6'0.9"
Boston University	6'0.9"
Lake Superior State	6'0.8"
North Dakota	6'0.8"
Bowling Green	6'0.7"
Western Michigan	6'0.6"

SERIES HISTORY



AT



ALL-TIME SERIES

CORNELL LEADS, 86-50-7

Ithaca, N.Y. (Lynah Rink)	49-19-4 (49-16-4)
Hanover, N.H. (Thompson Arena)	33-29-3 (22-21-3)
Neutral Sites	4-2-0
Under Mike Schafer	30-23-6

MOST GOALS - CORNELL

Ithaca	14, (twice)
Last: COR, 14-0 (3/4/70)	
Hanover	11
COR, 11-2 (2/1/69)	

MOST GOALS - DARTMOUTH

Ithaca	12
DART, 12-0 (1/23/60)	
Hanover	14
DART, 14-2 (2/14/59)	

GAME-BY-GAME RESULTS (SCHAFFER ERA)

DATE	SITE	RESULT	SCORE
11/18/1995	Hanover, N.H.	W	4-3 (OT)
2/9/1996	Ithaca, N.Y.	W	4-2
11/16/1996	Ithaca, N.Y.	W	6-3
2/7/1997	Hanover, N.H.	W	5-3
11/14/1997	Hanover, N.H.	W	4-1
2/14/1998	Ithaca, N.Y.	L	2-5
11/20/1998	Ithaca, N.Y.	W	3-1
2/13/1999	Hanover, N.H.	L	2-3
1/24/2000	Ithaca, N.Y.	L	2-3
2/27/2000	Hanover, N.H.	L	2-3
1/13/2001	Hanover, N.H.	L	1-4
2/16/2001	Ithaca, N.Y.	T	1-1 (OT)
1/12/2002	Ithaca, N.Y.	L	3-5
2/15/2002	Hanover, N.H.	L	0-1 (OT)
11/16/2002	Hanover, N.H.	L	2-5
2/7/2003	Ithaca, N.Y.	W	6-1
1/24/2004	Ithaca, N.Y.	L	1-2
2/6/2004	Hanover, N.H.	W	4-2
11/20/2004	Hanover, N.H.	L	1-2 (OT)
1/21/2005	Ithaca, N.Y.	W	3-1
11/12/2005	Hanover, N.H.	L	1-6
2/17/2006	Ithaca, N.Y.	W	3-1
11/11/2006	Ithaca, N.Y.	L	2-3
2/23/2007	Hanover, N.H.	L	1-5
11/17/2007	Hanover, N.H.	W	4-1
2/29/2008	Ithaca, N.Y.	W	6-0
3/7/2008	Ithaca, N.Y.	W	3-2
3/8/2008	Ithaca, N.Y.	L	3-5
3/9/2008	Ithaca, N.Y.	W	6-0
11/22/2008	Ithaca, N.Y.	W	3-1
2/13/2009	Hanover, N.H.	L	4-5 (OT)
11/6/2009	Ithaca, N.Y.	W	5-1
2/20/2010	Hanover, N.H.	L	4-5
1/28/2011	Hanover, N.H.	T	2-2 (OT)
2/19/2011	Ithaca, N.Y.	W	3-2 (OT)
3/18/2011	Atlantic City, N.J.	W	3-0
11/12/2011	Hanover, N.H.	W	3-2
1/20/2012	Ithaca, N.Y.	W	4-3 (OT)
3/9/2012	Ithaca, N.Y.	W	4-3 (2OT)
3/10/2012	Ithaca, N.Y.	W	3-1
11/17/2012	Ithaca, N.Y.	T	1-1 (OT)
2/15/2013	Hanover, N.H.	W	4-2
1/18/2014	Hanover, N.H.	T	1-1 (OT)
2/28/2014	Ithaca, N.Y.	L	0-1
1/24/2015	Ithaca, N.Y.	L	2-5
2/13/2015	Hanover, N.H.	L	2-3
1/22/2016	Ithaca, N.Y.	L	0-3
2/20/2016	Hanover, N.H.	W	1-0
11/4/2016	Hanover, N.H.	T	1-1 (OT)
1/28/2017	Ithaca, N.Y.	L	2-4
11/10/2017	Ithaca, N.Y.	W	3-0
1/27/2018	Hanover, N.H.	W	3-1
11/30/2018	Hanover, N.H.	L	2-3
1/19/2019	Ithaca, N.Y.	W	5-1
12/7/2019	Hanover, N.H.	L	1-2
1/24/2020	Ithaca, N.Y.	W	3-2
11/6/2021	Hanover, N.H.	W	5-4
1/28/2022	Ithaca, N.Y.	T	2-2 (SOL)
12/3/2022	Ithaca, N.Y.	W	1-0

SCOUTING DARTMOUTH

Dartmouth (4-15-1, 3-9-1 ECAC) enters the weekend on a two-game win streak, sweeping its road trip to Brown and Yale by respective 4-3 and 4-0 scores.

Each of the last six games played by the Big Green at Thompson Arena have been decided by one goal or less, with Dartmouth having a 1-4-1 record in that span. Three of the last six home games for Dartmouth have gone to overtime.

Matt Hubbarde is the reigning ECAC Hockey Forward of the Week after posting a goal and four assists last weekend, while factoring in all four Big Green goals against Yale last Saturday.

Hubbarde (5-9—14) and Tanner Palocsik (3-11—14) are tied for the team lead in points. Luke Haymes (8-2—10), Cooper Flinton (5-5—10), Braiden Dorfman (4-6—10), and John Fusco (3-7—10) also have at least 10 points this year.

Cooper Black has started all 20 games for the Big Green this season, registering a 2.86 goals-against average and a .903 save percentage.

SERIES HISTORY

Friday will be the 144th all-time meeting between the two Ivy League foes. Cornell has the lead in the series, 86-50-7, while being unbeaten in nine of its last 12 against the Big Green (7-3-2).

Games have been fairly close between the two Ancient Eight opponents, as the last five games, six of the last seven, and 15 of the last 23 have been decided by one goal or less.

Eleven of the last 13 games at Thompson Arena between Cornell and Dartmouth have been decided by one goal or less, and all 13 contests have been decided within two goals.

CORNELL - DARTMOUTH CONNECTIONS

RYAN MCINCHAK played on the Jersey Hitmen alongside Tanner Palocsik from 2017-19.

HANK KEMPF and Ryan Sorkin played on the Muskegon Lumberjacks during the 2019-20.

TRAVIS MITCHELL and Joey Musa were teammates on the 2018-19 Omaha Lancers squad.

PETER MUZYKA was on the 2017-18 North York Rangers with Matt Hubbarde.

JACK O'BRIEN and SEAN DONALDSON were teammates with Cooper Black on the Nanaimo Clippers last year.

JIMMY RAYHILL played with Cooper Black and Joey Musa on the Odessa Jackalopes in 2020-21.

TIM REGO was teammates with Sean Chisholm on the Brooks Bandits from 2019-21.

DALTON BANCROFT and Matt Hubbarde played on the Trenton Golden Hawks in 2018-19.

BEN BERARD and KYLER KOVICH were teammates with Cameron MacDonald on the Powell River Kings during the 2017-18 season.

SULLIVAN MACK played with Nate Morgan on 2020-21 Salmon Arm Silverbacks.

NICK DESANTIS and Dartmouth's Josh Waters are both from Collegeville, Pa.

CORNELL PLAYER STATS VS. DARTMOUTH

Player	GP	G	A	PTS	SH	SH%	PIM	PPG	SHG	BLK	FOW	FOL	FO%
Gabriel Seger	5	1	4	5	12	8.3%	2	0	0	1	52	46	53.1%
Ben Berard	4	3	1	4	15	20.0%	0	0	0	3	0	0	—
Matt Stienburg	4	0	4	4	5	0.0%	2	0	0	4	10	9	52.6%
Travis Mitchell	5	1	2	3	14	7.1%	2	0	0	4	0	0	—
Jack Malone	5	2	0	2	12	16.7%	0	2	0	1	3	8	27.3%
Ondrej Psenicka	3	1	1	2	4	25.0%	2	0	0	1	0	0	—
Kyle Penney	3	1	0	1	6	16.7%	0	0	0	0	8	8	50.0%
Sam Malinski	5	0	1	1	13	0.0%	0	0	0	7	0	0	—
Zach Tupker	5	0	1	1	6	0.0%	2	0	0	2	21	19	52.5%
Max Andreev	3	0	1	1	8	0.0%	0	0	0	1	20	14	58.8%
Hank Kempf	3	0	1	1	7	0.0%	0	0	0	4	0	0	—
Kyler Kovich	1	0	1	1	1	0.0%	0	0	0	0	0	0	—
Sebastian Dirven	5	0	0	0	4	0.0%	0	0	0	2	0	0	—
Sullivan Mack	3	0	0	0	2	0.0%	0	0	0	1	0	0	—
Tim Rego	3	0	0	0	2	0.0%	0	0	0	1	0	0	—
Jack O'Leary	2	0	0	0	0	0.0%	0	0	0	0	0	0	—
Dalton Bancroft	1	0	0	0	1	0.0%	2	0	0	2	0	0	—
Nick DeSantis	1	0	0	0	0	0.0%	2	0	0	0	0	0	—
Sean Donaldson	1	0	0	0	5	0.0%	0	0	0	0	0	0	—
Michael Suda	1	0	0	0	0	0.0%	0	0	0	0	0	0	—
Winter Wallace	1	0	0	0	0	0.0%	4	0	0	1	0	0	—
TOTALS	64	9	17	26	117	7.7%	18	2	0	35	114	104	52.3%
Player	GP	GS	MIN	GA	GAA	SV	SV%	W	L	T	SHO	PPG	SHG
Ian Shane	2	2	125:00	2	0.96	22	.917	1	0	1	1	1	0

SERIES HISTORY



ALL-TIME SERIES

CORNELL LEADS, 79-68-13

Ithaca, N.Y. (Lynah Rink)	39-25-8 (39-25-8)
Cambridge, Mass. (Bright-Landry Center)	31-33-5 (19-22-4)
Neutral Sites	9-10-0
Under Mike Schafer	39-22-8

MOST GOALS - CORNELL		MOST GOALS - HARVARD	
Ithaca	11	Ithaca	13
COR, 11-3 (2/21/79)		HARV, 13-0 (2/23/59)	
Cambridge	9	Cambridge	18
COR, 9-0 (12/18/67)		HARV, 18-0 (1/10/59)	

GAME-BY-GAME RESULTS (LAST 60 GAMES)

DATE	SITE	RESULT	SCORE
11/13/1998	Cambridge, Mass.	W	7-2
2/20/1999	Ithaca, N.Y.	L	3-5
11/13/1999	Ithaca, N.Y.	L	1-2
2/4/2000	Cambridge, Mass.	W	6-2
3/10/2000	Ithaca, N.Y.	W	4-3
3/11/2000	Ithaca, N.Y.	W	4-3
11/17/2000	Ithaca, N.Y.	T	1-1 (OT)
2/3/2001	Cambridge, Mass.	W	2-1
3/16/2001	Lake Placid, N.Y.	W	5-2
11/16/2001	Cambridge, Mass.	L	3-4 (OT)
2/1/2002	Ithaca, N.Y.	W	6-3
3/16/2002	Lake Placid, N.Y.	L	3-4 (2OT)
11/22/2002	Ithaca, N.Y.	W	5-2
2/15/2003	Cambridge, Mass.	W	4-3
3/22/2003	Albany, N.Y.	W	3-2 (OT)
12/6/2003	Ithaca, N.Y.	W	1-0
1/9/2004	Cambridge, Mass.	W	5-3
11/5/2004	Ithaca, N.Y.	W	2-0
1/8/2005	Cambridge, Mass.	L	0-1
3/19/2005	Albany, N.Y.	W	3-1
11/11/2005	Cambridge, Mass.	W	4-3
2/18/2006	Ithaca, N.Y.	L	3-4
3/18/2006	Albany, N.Y.	L	2-6
11/10/2006	Ithaca, N.Y.	W	3-2
2/24/2007	Cambridge, Mass.	L	1-3
11/16/2007	Cambridge, Mass.	L	1-2
3/1/2008	Ithaca, N.Y.	L	1-3
3/21/2008	Albany, N.Y.	L	1-3
11/21/2008	Ithaca, N.Y.	W	2-1
2/14/2009	Cambridge, Mass.	L	2-4
11/7/2009	Ithaca, N.Y.	W	6-3
2/19/2010	Cambridge, Mass.	W	3-0
3/12/2010	Ithaca, N.Y.	W	5-1
3/13/2010	Ithaca, N.Y.	W	3-0
1/29/2011	Cambridge, Mass.	W	2-1
2/18/2011	Ithaca, N.Y.	L	3-4
11/11/2011	Cambridge, Mass.	W	4-2
1/21/2012	Ithaca, N.Y.	T	2-2 (OT)
3/16/2012	Atlantic City, N.J.	L	1-6
11/16/2012	Ithaca, N.Y.	L	1-4
2/16/2013	Cambridge, Mass.	T	2-2 (OT)
1/17/2014	Cambridge, Mass.	W	3-2
3/1/2014	Ithaca, N.Y.	W	3-2 (OT)
1/23/2015	Ithaca, N.Y.	W	3-2
2/14/2015	Cambridge, Mass.	T	3-3 (OT)
1/23/2016	Ithaca, N.Y.	L	2-6
2/19/2016	Cambridge, Mass.	T	2-2 (OT)
11/5/2016	Cambridge, Mass.	L	3-4
1/27/2017	Ithaca, N.Y.	L	1-4
3/18/2017	Lake Placid, N.Y.	L	1-4
11/11/2017	Ithaca, N.Y.	W	3-2
1/26/2018	Cambridge, Mass.	W	3-0
11/24/2018	New York, N.Y.	L	1-4
12/1/2018	Cambridge, Mass.	W	2-1
1/18/2019	Ithaca, N.Y.	W	2-0
12/6/2019	Cambridge, Mass.	W	3-1
1/25/2020	Ithaca, N.Y.	T	1-1 (OT)
11/5/2021	Cambridge, Mass.	L	2-3
1/29/2022	Ithaca, N.Y.	T	2-2 (SOL)
12/2/2022	Ithaca, N.Y.	L	1-2 (OT)

SCOUTING HARVARD

- No. 10-ranked Harvard (13-5-1, 11-3-0 ECAC) enters the weekend splitting its trip to Yale and Brown. The Crimson are 7-0-0 at home this year, and have won 13 of its last 14 home games.
- Sean Farrell (12 goals, 17 assists) paces Harvard's offense with a team-high 29 points. Alex Laferriere (10-13—23), and Matthew Coronato (11-10—21) also have surpassed the 20-point plateau.
- Mitchell Gibson has started in all 13 of his appearances for the Crimson this season, logging an 8-4-1 record with a 2.26 goals-against average and a .918 save percentage.

SERIES HISTORY

- Saturday will be the 161st all-time meeting between the two bitter Ivy League rivals. Cornell leads the series, 79-68-13, despite being winless in its last four over the Crimson (0-2-2).
- Of the last 20 meetings between the two teams, 13 have been decided by one goal or less. Dating back to 2000-01, 19 of the last 21 games at Bright-Landry Hockey Center have been decided by two goals.

CORNELL - HARVARD CONNECTIONS

- REMINGTON KEOPPLE** played on the Des Moines Buccaneers in 2020-21 with Derek Mullahy, Zakary Karpa, and Alex Laferriere. Keopple was also on this the 2022 U.S. World Juniors team with Matt Coronato.
- RYAN MCINCHAK**, John Farinacci, and Alex Gaffney played on the 2018-19 Muskegon Lumberjacks. **HANK KEMPF** also played on the 2018-19 Lumberjacks squad with Keopple, Farinacci, and Gaffney. Kempf and Farinacci reunited in 2020-21, along with Kyle Aucoin (2020-21) and Philip Tresca (2020-22).
- IAN SHANE** played on the Chicago Steel from 2019-21 with Matt Coronato and Sean Farrell. Shane also played with Joe Miller and Jack Bar (2020-21) on the Steel.
- SEBASTIAN DIRVEN** was teammates with Mitchell Gibson and Ryan Siedem on the 2018-19 Central Illinois Flying Aces.
- TRAVIS MITCHELL** and John Farinacci played on the Muskegon Lumberjacks in 2017-18.
- MATT STIENBURG** played at St. Andrew's College from 2017-19 with Jack Bar. Stienburg also played on the Sioux City Musketeers with Christian Jimenez during the 2018-19 season.
- MICHAEL SUDA** and **JACK O'LEARY** played on the Cedar Rapids RoughRiders in 2019-20 with Derek Mullahy. Suda also played with Ryan Siedem and Austin Wong in 2020-21 with the Fargo Force.
- JACK LAGERSTROM** and Kyle Aucoin were teammates on the 2019-20 Tri-City Storm. **KYLER KOVICH** was teammates with Aucoin on the Storm in 2020-21.
- NICK DESANTIS** played on the Sioux Falls Stampede with Tommy Lyons in 2019-20. DeSantis also played alongside Casey Severo on the Madison Capitols last year.
- SEAN DONALDSON** and Ryan Healey were teammates from 2020-22 on the Sioux Falls Stampede.
- KYLE PENNEY** played on the Chilliwack Chiefs during the 2019-20 season with Tommy Lyons.

CORNELL PLAYER STATS VS. HARVARD

Player	GP	G	A	PTS	SH	SH%	PIM	PPG	SHG	BLK	FOW	FOL	FO%
Sam Malinski	5	1	3	4	9	11.1%	2	0	0	6	0	0	—
Gabriel Seger	4	1	3	4	3	33.3%	0	0	0	3	28	33	45.9%
Travis Mitchell	5	2	1	3	15	13.3%	2	0	0	9	0	0	—
Tim Rego	3	0	3	3	3	0.0%	0	0	0	1	0	0	—
Matt Stienburg	4	2	0	2	13	15.4%	0	1	0	5	2	4	33.3%
Ben Berard	5	0	2	2	14	0.0%	0	0	0	6	0	1	0.0%
Jack Malone	5	0	2	2	8	0.0%	2	0	0	2	3	5	37.5%
Sebastian Dirven	5	0	1	1	3	0.0%	0	0	0	2	0	0	—
Sean Donaldson	1	0	1	1	0	0.0%	0	0	0	1	0	0	—
Max Andreev	5	0	0	0	6	0.0%	4	0	0	3	37	35	51.4%
Zach Tupker	5	0	0	0	3	0.0%	2	0	0	1	18	20	47.4%
Hank Kempf	3	0	0	0	5	0.0%	2	0	0	1	0	0	—
Sullivan Mack	3	0	0	0	3	0.0%	0	0	0	0	0	0	—
Kyle Penney	3	0	0	0	2	0.0%	0	0	0	1	13	12	52.0%
Ondrej Psenicka	3	0	0	0	7	0.0%	2	0	0	1	0	1	0.0%
Dalton Bancroft	1	0	0	0	2	0.0%	0	0	0	0	0	0	—
Nick DeSantis	1	0	0	0	0	0.0%	0	0	0	1	0	0	—
Kyler Kovich	1	0	0	0	0	0.0%	0	0	0	0	0	0	—
Jack O'Leary	1	0	0	0	0	0.0%	0	0	0	0	0	0	—
Michael Suda	1	0	0	0	0	0.0%	0	0	0	2	0	0	—
Winter Wallace	1	0	0	0	1	0.0%	2	0	0	0	0	0	—
TOTALS													
Player	GP	GS	MIN	GA	GAA	SV	SV%	W	L	T	SHO	PPG	SHG
Ian Shane	2	2	125:55	4	1.91	55	.932	0	1	1	0	1	0



MIKE SCHAFER '86

Jay R. Bloom '77 Head Coach of Men's Ice Hockey
28th Season as Head Coach • 35th Season at Cornell

The longest-tenured head coach in Cornell men's hockey history, **MIKE SCHAFER** '86, enters his 28th season at the helm of the Cornell men's hockey program.

When Schafer returned to his alma mater in the summer of 1995 to become Cornell's 12th head coach in men's hockey history, Schafer's goal was to bring the Big Red to a position of national prominence.

Already the winningest head coach in Cornell men's hockey history, Schafer has accomplished that objective with his 509-277-104 record. His 509 wins rank fourth among active Division I coaches and his .630 win percentage is good for sixth among active Division I coaches.

Schafer has guided the Big Red to 12 NCAA Tournament appearances and a berth to the 2003 NCAA Frozen Four — the program's first since 1980. That year, Cornell set a school record for wins (30), finishing with one more victory than the 1969-70 national championship squad, who went undefeated (29-0-0). The 2002-03 team's 19-2-1 record in ECAC Hockey play was Cornell's best mark in league play since 1969-70 when Cornell was 21-0 in league action.

In 2020, Schafer was named a co-winner of the Spencer Penrose Award, given to the nation's top head coach. It was the first time Schafer won the award after being a finalist on five occasions after being named ECAC Hockey's Coach of the Year.

The Big Red have been regularly ranked among the nation's elite during Schafer's tenure, including being named No. 1 in both the USCHO.com and the USA Today/USA Hockey Magazine polls at the time the 2019-20 postseason was halted due to the COVID-19 pandemic.

Cornell has claimed five Whitelaw Cup (ECAC Hockey tournament titles), which surpassed the legendary **NED HARKNESS** for the most in program history. Schafer has also led the Big Red to three Cleary Cups (ECAC's top regular-season team) in three of the last four years of competition.

In 2002-03, Schafer led the Big Red to the NCAA Frozen Four, setting a school record with 30 wins, one better than the 1969-70 squad who went 29-0-0. Cornell's 19-2-1 mark in ECAC Hockey in 2002-03 was Cornell's best since the 1969-70 team went 21-0 in league play.

Over his career, Schafer has coached 10 different players to First Team All-America status 11 times, seven Ivy League Players of the Year, 5 ECAC Hockey Ken Dryden Award winners (league's best goaltender), five ECAC Hockey Rookies of the Year, and five Ivy Rookies of the Year, and three ECAC Hockey Players of the Year.

A native of Durham, Ontario, Schafer played junior hockey with the Guelph Jr. A Holody Platers, who were finalists in the Centennial Cup for the National Championship in 1982.

Schafer and his wife, Diane, have two sons, Luke and John '18, and a daughter, Michelle.

SCHAFER FILE

COACHING EXPERIENCE

1995-Pres.	Cornell (Head Coach)
1994-95	Western Michigan (Associate HC)
1990-94	Western Michigan (Assistant Coach)
1986-90	Cornell (Assistant Coach)

PLAYING EXPERIENCE

1983-86	Cornell
---------	---------

EDUCATION

Cornell University

- B.A., Business Management & Marketing, 1986

NCAA COACHING CAREER

SEASON	OVERALL	W-L%	CONF.	W-L%
CORNELL (1995 - PRES.)				
1995-96	21-9-4	.676	14-4-4	.727
1996-97	21-9-5	.671	14-6-2	.682
1997-98	15-16-2	.485	9-12-1	.432
1998-99	12-15-4	.452	9-10-3	.477
1999-00	16-14-2	.531	10-9-1	.525
2000-01	16-12-5	.561	11-8-3	.568
2001-02	25-8-2	.743	17-3-2	.818
2002-03	30-5-1	.847	19-2-1	.886
2003-04	16-10-6	.594	13-6-3	.659
2004-05	27-5-3	.814	18-2-2	.864
2005-06	22-9-4	.686	13-6-3	.659
2006-07	14-13-4	.516	10-8-4	.545
2007-08	19-14-3	.569	12-9-1	.568
2008-09	22-10-4	.667	13-6-3	.659
2009-10	21-9-4	.676	14-5-3	.705
2010-11	16-15-3	.515	11-9-2	.545
2011-12	19-9-7	.643	12-4-6	.682
2012-13	15-16-3	.485	8-11-3	.432
2013-14	17-10-5	.609	11-7-4	.591
2014-15	11-14-6	.452	9-9-4	.500
2015-16	16-11-7	.574	8-8-6	.500
2016-17	21-9-5	.671	13-4-5	.705
2017-18	25-6-2	.788	17-3-2	.818
2018-19	21-11-4	.639	13-5-4	.682
2019-20	23-2-4	.862	18-2-2	.864
2020-21	-- NO SEASON (COVID-19 PANDEMIC) --			
2021-22	18-10-4	.625	12-6-4	.636
2022-23	12-6-1	.658	9-3-0	.750
TOTAL	511-277-104	.631	337-167-78	.646

SCHAFER'S STATISTICAL BREAKDOWN

CATEGORY	2022-23	UNDER SCHAFER	CATEGORY	2022-23	UNDER SCHAFER	CATEGORY	2022-23	UNDER SCHAFER
Overall	12-6-1	511-277-104	Scoring First	10-2-0	370-85-50	Leading after 1st period	8-2-0	262-46-24
ECAC Hockey	9-3-0	337-167-78	Opponent Scores First	2-4-1	141-192-47	Trailing after 1st period	2-4-1	63-143-28
Ivy League	5-1-0	185-90-30	When Shutout	0-2-0	0-47-7	Tied after 1st period	2-0-0	186-88-52
Non-Conference	3-3-1	174-110-26	Score One Goal	1-1-0	21-86-25	Leading after 2nd period	10-0-0	388-22-27
Home	7-1-1	268-102-45	Score Two Goals	1-2-0	81-85-38	Trailing after 2nd period	1-4-1	29-187-29
Away	4-5-0	184-122-50	Score Three Goals	2-1-1	136-40-26	Tied after 2nd period	1-2-0	94-68-48
Neutral	1-0-0	59-53-9	Score Four Goals	1-0-0	116-15-5	Outshooting Opponents	11-3-1	314-126-54
October	0-2-0	16-10-2	Score 5+ Goals	7-0-0	157-4-3	Outshot by Opponent	1-2-0	181-140-47
November	6-2-0	132-60-21	Shutout Opponent	3-0-0	106-0-7	Tied in Shots	0-1-0	16-11-3
December	2-1-1	52-30-17	Allows One Goal	5-0-0	174-14-25	In Overtime	0-1-1	49-41-104
January	4-1-0	105-60-34	Allows Two Goals	2-2-0	152-47-38	In Shootouts	1-0-0	5-7
February	0-0-0	121-63-27	Allows Three Goals	0-1-1	59-67-26	vs. Ranked Opponents	2-5-0	111-99-28
March	0-0-0	85-53-3	Allows Four Goals	2-3-0	19-66-5			
April	0-0-0	0-1-0	Allows 5+ Goals	0-0-0	1-83-3			



BEN SYER

11th Season as Associate Head Coach; 12th Season at Cornell
Western Ontario '98

Serving as the Big Red's recruiting director and manager of the team's vaunted defensive unit, **BEN SYER**'s efforts were perhaps no more celebrated than during the 2017-18 season. He helped Cornell lead the nation in team defense with a paltry 1.58 goals-against average and was named the winner of the American Hockey Coaches Association's 2018 Terry Flanagan Award.

One of the AHCA's major annual awards, the Terry Flanagan Award is presented to the assistant coach whose career body of work best honors that of the award's name sake.

"He can hold court with a group of assistant coaches on the road with the best of them," said **MIKE SCHAFFER**, adding that this is the first time he's nominated anyone for a major AHCA award in his 23-year tenure at the helm of the Big Red. "He knows the elder statesmen, but he also knows the young

guys like Terry did. He would make sure to say hello to everyone in the rink and lend a helping hand to young assistants. I admired Terry for this. He and his family are of the highest character, upfront and honest."

Syer joined Cornell in June 2011 as an assistant coach, then was promoted to associate head coach the following summer. He previously served as associate head coach during his 12 seasons at Quinnipiac under head coach Rand Pecknold. During that run, the Bobcats posted a 242-168-46 record with one NCAA tournament appearance (2002) and nine 20-win seasons.

A native of Kitchener, Ontario, Syer arrived at Quinnipiac after serving one season as an assistant coach at Ohio University. A 1998 graduate of Western Ontario, Syer earned a bachelor's degree in urban development. He earned his master's degree in physical education with a concentration in athletic administration in 2000.



SEAN FLANAGAN

Seventh Season as Assistant Coach
St. Lawrence '10

Flanagan enters his seventh season as an assistant coach on head coach **MIKE SCHAFFER**'s staff. During his previous six seasons, Flanagan helped guide the Big Red to post a 108-38-19 record, good for a .712 win percentage. In his first three years on Schaffer's staff, Flanagan aided Cornell in going 3-for-3 in advancing to the NCAA Tournament (and likely would have been 4-for-4, if the 2019-20 season had not ended prematurely). Prior to arriving on East Hill prior to the 2016-17 season, Flanagan made a couple of stops after his four-year playing career at St. Lawrence. After playing professionally in the ECHL with the Las Vegas Wranglers and Quad City Mallards, he became an assistant coach at Division III Hobart from 2012-15. While working under

former Cornell assistant coach Mark Taylor, he helped build a team who won the ECAC West titles in 2015 and 2016, leading the Statesmen to NCAA Tournament appearances. After Hobart, Flanagan spent one season as the Director of Hockey Operations at UMass Lowell, during the 2015-16 season. Flanagan is no stranger to ECAC Hockey, as he played 121 career games with St. Lawrence up to the 2010-11 season, where he racked up 12 goals and 40 assists for 52 points, helping the Saints advance to the league's championship weekend twice over his four years with the Saints. Flanagan graduated from St. Lawrence with a bachelor of arts degree in history with a minor in sports studies and exercise sciences in 2010 before receiving his master of education degree from St. Lawrence the following year.



MITCH STEPHENS

Fourth Season as Volunteer Assistant Coach; SUNY Geneseo '07

Stephens returns to Cornell after serving as an assistant coach at Geneseo for five years. In his time behind the bench with his alma mater, Stephens helped the Knights win two SUNYAC conference championships (2016, 2018) and make three NCAA Tournament appearances (2014, 2016, and 2018), including two trips to the national semifinals. As a senior, Stephens was named runner-up for USCHO Division III Player of the Year, an AHCA Division III First Team, and All-America selection, while being a finalist for the AHCA Sid Watson Memorial Award as the NCAA Division III Player of the Year.



BEN RUSSELL

First Season as Director of Hockey Operations; Cornell '20

Russell rejoined the Cornell men's hockey program in Aug. 2022 to serve as the team's Director of Hockey Operations, after spending the last two seasons as an assistant coach at St. Olaf College, a Minnesota-based Division III school. At St. Olaf, Russell helped the 2021-22 squad to a Minnesota Intercollegiate Athletic Conference (MIAC) tournament title and an NCAA Tournament appearance. While attending Cornell for his undergraduate studies, Russell served as an Assistant Director of Hockey Operations, helping coordinate video, analyzing film, and preparing scouting reports, while incorporating advanced analytics into game preparation.

CORNELLIAN IN THE NHL (AS OF JAN. 23)



MORGAN BARRON
C | Winnipeg | CU from 2018-20

2022-23 STATS			
GP	G	A	PTS
36	5	6	11

CAREER		
GP	G	PTS
68	8	17



JACOB MACDONALD
D | Colorado | CU from 2011-15

2022-23 STATS			
GP	G	A	PTS
32	0	2	2

CAREER		
GP	G	PTS
75	2	12

FORMER CORNELLIAN PLAYING PROFESSIONALLY

LAST UPDATED JAN. 23, 2022

UNITED STATES / CANADA

NHL (2)

- Morgan Barron (Winnipeg)
- Jacob MacDonald (Colorado)

AHL (10)

- Anthony Angello (Springfield)
- Cole Bardreau (Bridgeport)
- Kyle Betts (Belleville)
- Alex Green (Chicago)
- Yanni Kaldis (Bakersfield)
- Jeff Kubiak (Bridgeport)
- Jeff Malott (Manitoba)
- Tristan Mullin (Coachella Valley)
- Riley Nash (Charlotte)
- Michael Regush (Abbotsford)

ECHL (2)

- Matt Cairns (Cincinnati)
- Cody Haiskanen (Idaho)

INTERNATIONAL

AUSTRIA (1)

- Reece Wilcox (HC Pustertal)

GERMANY - DEL (1)

- Alec McCrea (Düsseldorfer EG)

GERMANY - DEL2 (2)

- Joel Lowry (EC Kassel)
- Jake Weidner (EC Kassel)

JAPAN (1)

- Alex Rauter (Yokohama Griets)

NORWAY (1)

- Mitch Gillam (Vålerenga)

RUSSIA - KHL (1)

- Kirill Gotovets (Dynamo Moskva)

SWEDEN - ALLSVENSKAN (1)

- Matthew Galajda (Djurgårdens IF)

SWEDEN - SHL (1)

- Joakim Ryan (Malmö)

SWITZERLAND - SL (1)

- Sean Collins (EHC Olten)

CORNELLIAN IN THE NHL



CORNELLIAN ACTIVELY IN THE NHL (2)

PLAYER	YEARS AT CORNELL	NHL SEASON	CURRENT TEAM
Morgan Barron	2018-20	3rd	Winnipeg
Jacob MacDonald	2011-15	4th	Colorado

NHLERS TO PLAY UNDER SCHAFFER AT CORNELL (28)

PLAYER	YEAR(S) COACHED	NHL CAREER	TEAM(S)
AS AN ASSISTANT COACH (4)			
Joe Nieuwendyk	1986-87	1987-07	CGY, DAL, NJ, TOR, FLA
Corrie D'Alessio	1987-90	1992-93	HFD
Dan Ratushny	1988-90	1992-93	VAN
Ryan Hughes	1989-90	1995-96	BOS

AS A HEAD COACH (24)

Brad Chartrand	1995-96	1999-04	LAK
P.C. Drouin	1995-96	1996-97	BOS
Jean-Marc Pelletier	1995-97	1998-04	PHI, PHX
Matt Underhill	1998-02	2003-04	CHI
Douglas Murray	1999-03	2005-14	SJ, PIT, MTL
Ryan Vesce	2000-04	2008-10	SJ
Mike Iggulden	2001-05	2007-09	SJ, NYI
David LeNeveu	2001-03	2005-11	PHX, CBJ
Matt Moulson	2002-06	2007-18	LA, NYI, BUF, MIN
Ryan O'Byrne	2003-06	2007-13	MTL, COL, TOR
Byron Bitz	2003-07	2008-12	BOS, FLA, VAN
Raymond Sawada	2004-08	2008-11	DAL
Colin Greening	2006-10	2010-16	OTT, TOR
Brendon Nash	2006-10	2010-11	MTL
Ben Scrivens	2006-10	2011-16	TOR, LA, EDM, MTL
Riley Nash	2007-10	2011-21	CAR, BOS, CBJ, WPG, TB, ARI
Sean Collins	2008-12	2012-16	CBJ, WSH
Brian Ferlin	2011-14	2014-15	BOS
Joakim Ryan	2011-15	2017-21	SJ, LA, CAR
Jacob MacDonald	2011-15	2018-	FLA, COL
Cole Bardreau	2011-15	2019-22	NYI
Anthony Angello	2015-18	2019-21	PIT
Morgan Barron	2018-20	2020-	NYR, WPG
Jeff Malott	2016-20	2021-22	WPG

CORNELLIAN NHLERS IN HOCKEY HALL OF FAME (2)

KEN DRYDEN

G | Montréal | CU from 1966-69

Career stats

GP	SV	GAA	SV%
397	10,213	2.24	.922



5-time Vezina Trophy winner; 6-time All-Star

JOE NIEUWENDYK

C | Calgary, Dallas, New Jersey, Toronto, Florida | CU from 1984-87

Career stats

GP	G	A	PTS
1,257	564	562	1,126



1988 Calder; 1995 Clancy; 1999 Conn Smythe



Patrick Shanahan/Cornell Athletics

ITHACA, N.Y. (JUNE 26, 2022) — **JACOB MACDONALD** '15 became the third player in Cornell history to lift the Stanley Cup when his Colorado Avalanche defeated the Tampa Bay Lightning, 2-1, in Game 6 of the 2022 Stanley Cup Playoffs at Amalie Arena in Tampa, Fla.

MacDonald joined six-time winner **KEN DRYDEN** and three-time champion **JOE NIEUWENDYK** in hoisting the oldest existing trophy awarded to a professional sports franchise in North America.


Since graduating from Cornell, MacDonald has played in the ECHL with the Elmira Jackals and Toledo Walleye, the AHL with the Springfield Falcons, Albany and Binghamton Devils, Springfield Thunderbirds and Colorado Eagles around NHL stints with the Florida Panthers in 2018-19 and the Avalanche in both 2020-21 and 2021-22.

He played eight regular-season games with Colorado this season and has two goals and eight assists in 43 regular season NHL games.

MacDonald was called up from Colorado of the AHL in early June to provide the Avalanche with some additional depth at the defenseman position.

The three-year starter for the Big Red accumulated four goals and 17 assists for 21 points in 104 career games. His plus-6 rating as a senior ranked second on the club.

2022-23 CORNELL BIG RED SKATER CAPSULES



#2 PETER MUZYKA

Defenseman • Sr. • 6-3 • 194 lbs • Shoots: Left

Toronto, Ontario • New Mexico Ice Wolves (NAHL)

SEASON	TEAM	GP	G	A	Points	Shots	Shot%	Pen-Min	+/-	PPG	SHG	GWG	Blk	FOW	FOL	FO%
2021-22	CU	6	0	0	0	0	.000	2 - 15	1	0	0	0	4	0	0	.000
TOTAL		6	0	0	0	0	.000	2 - 15	1	0	0	0	4	0	0	.000



MUZYKA AT A GLANCE

Most Goals N/A
 Most Assists N/A
 Most Points N/A

First Goal N/A
 First Assist N/A
 Last Goal N/A
 Last Assist N/A

Longest Point Streak N/A
 Longest Goal Streak N/A
 Longest Assist Streak N/A



#3 JACK O'BRIEN

Defenseman • Fr. • 6-0 • 170 lbs • Shoots: Left

White Rock, British Columbia • Nanaimo Clippers (BCHL)



O'BRIEN AT A GLANCE

Most Goals N/A
 Most Assists N/A
 Most Points N/A

First Goal N/A
 First Assist N/A
 Last Goal N/A
 Last Assist N/A

Longest Point Streak N/A
 Longest Goal Streak N/A
 Longest Assist Streak N/A



#4 HANK KEMPF

Defenseman • So. • 6-2 • 200 lbs • Shoots: Left

Wilmette, Illinois • Muskegon Lumberjacks (USHL)



SEASON	TEAM	GP	G	A	Points	Shots	Shot%	Pen-Min	+/-	PPG	SHG	GWG	Blk	FOW	FOL	FO%
2021-22	CU	32	0	8	8	54	.000	3 - 6	8	0	0	0	12	0	0	.000
2022-23	CU	16	1	1	2	10	.100	3 - 6	9	0	0	0	24	0	0	.000
TOTAL		48	1	9	10	64	.016	6 - 12	17	0	0	0	36	0	0	.000




KEMPF AT A GLANCE

Most Goals 1, at RPI (1/7/23)
 Most Assists 2, at Princeton (1/21/22)
 Most Points 2, at Princeton (1/21/22)

First Goal at RPI (1/7/23)
 First Assist at Dartmouth (11/6/21)
 Last Goal at RPI (1/7/23) - 3 games
 Last Assist at St. Lawrence (11/11/22) - 11 games

Longest Point Streak 4 games (11/6/21 - 11/19/21)
 Longest Goal Streak N/A
 Longest Assist Streak 4 games (11/6/21 - 11/19/21)



#5 SEBASTIAN DIRVEN

Defenseman • Sr. • 6-3 • 205 lbs • Shoots: Left

Bainville, Ontario • Central Illinois Flying Aces (USHL)



DIRVEN AT A GLANCE

Most Goals 1, (3x), Last: at Union (1/6/23)
 Most Assists 1, (11x), Last: vs. Quinnipiac (1/20/23)
 Most Points 1, (13x), Last: at Union (1/6/23)

First Goal vs. Colgate (2/9/20)
 First Assist at Union (1/11/20)
 Last Goal at Union (1/6/23) - 4 games
 Last Assist vs. Quinnipiac (1/20/23) - 1 game

Longest Point Streak 2, (3x), Last: 11/27/21 - 12/3/21
 Longest Goal Streak N/A
 Longest Assist Streak 2, (2x), Last: 11/27/21 - 12/3/21



#7 JIMMY RAYHILL

Defenseman • So. • 5-9 • 175 lbs • Shoots: Right

New Hartford, New York • Odessa Jackalopes (NAHL)



RAYHILL AT A GLANCE

Most Goals N/A
 Most Assists N/A
 Most Points N/A

First Goal N/A
 First Assist N/A
 Last Goal N/A
 Last Assist N/A

Longest Point Streak N/A
 Longest Goal Streak N/A
 Longest Assist Streak N/A

2022-23 CORNELL BIG RED SKATER CAPSULES



#8 JACK LAGERSTROM

Defenseman • Jr. • 6-2 • 177 lbs • Shoots: Right
Edina, Minnesota • Tri-City Storm (USHL)

SEASON	TEAM	GP	G	A	Points	Shots	Shot%	Pen-Min	+/-	PPG	SHG	GWG	BLK	FOW	FOL	FO%
2021-22	CU	14	0	0	0	16	.000	2 - 4	1	0	0	0	5	0	0	.000
2022-23	CU	7	1	1	2	10	.100	2 - 4	1	0	0	0	2	0	0	.000
TOTAL		21	1	1	2	26	.038	4 - 8	2	0	0	0	7	0	0	.000

LAGERSTROM AT A GLANCE

Most Goals 1, vs. Brown (11/19/22)
Most Assists 1, vs. Sacred Heart (11/22/22)
Most Points 1, (2x), Last: vs. Sacred Heart (11/22/22)

First Goal vs. Brown (11/19/22)
First Assist vs. Sacred Heart (11/22/22)
Last Goal vs. Brown (11/19/22) - 1 game
Last Assist vs. Sacred Heart (11/22/22)

Longest Point Streak 2 games (11/19/22 - Present)
Longest Goal Streak N/A
Longest Assist Streak N/A



#9 JACK O'LEARY

Forward • Jr. • 5-7 • 162 lbs • Shoots: Right
St. James, New York • Cedar Rapids RoughRiders (USHL)

SEASON	TEAM	GP	G	A	Points	Shots	Shot%	Pen-Min	+/-	PPG	SHG	GWG	BLK	FOW	FOL	FO%
2021-22	CU	11	1	1	2	9	.111	4 - 19	3	0	0	0	1	0	0	.000
2022-23	CU	14	3	3	6	17	.176	2 - 4	8	0	0	0	9	0	1	.000
TOTAL		25	4	4	8	26	.154	6 - 23	11	0	0	0	10	0	1	.000

O'LEARY AT A GLANCE

Most Goals 1, (4x), Last: vs. Quinnipiac (1/20/23)
Most Assists 1, (4x), Last: vs. AIC (12/29/22)
Most Points 2, at North Dakota (1/7/22)

First Goal at North Dakota (1/7/22)
First Assist at North Dakota (1/7/22)
Last Goal vs. Quinnipiac (1/20/23) - 1 game
Last Assist vs. AIC (12/29/22) - 6 games

Longest Point Streak 3 games (11/18/22 - 11/22/22)
Longest Goal Streak N/A
Longest Assist Streak N/A



#10 TRAVIS MITCHELL

Defenseman • Sr. • 6-3 • 207 lbs • Shoots: Left
South Lyon, Michigan • Omaha Lancers (USHL)

SEASON	TEAM	GP	G	A	Points	Shots	Shot%	Pen-Min	+/-	PPG	SHG	GWG	BLK	FOW	FOL	FO%
2019-20	CU	29	2	10	12	36	.056	9 - 29	20	0	0	0	25	1	0	1.000
2021-22	CU	32	3	13	16	70	.043	12 - 40	14	1	0	0	38	0	0	.000
2022-23	CU	19	4	4	8	37	.108	6 - 12	9	0	0	1	34	0	0	.000
TOTAL		80	9	27	36	143	.063	27 - 81	43	1	0	1	97	1	0	1.000

MITCHELL AT A GLANCE

Most Goals 1, (9x), Last: vs. AIC (12/29/22)
Most Assists 3, at St. Lawrence (12/3/21)
Most Points 3, at St. Lawrence (12/3/21)

First Goal at Clarkson (11/15/19)
First Assist at Michigan State (11/2/19)
Last Goal vs. AIC (12/29/22) - 6 games
Last Assist at Boston University (1/14/23) - 2 games

Longest Point Streak 4 games (2/19/22 - 3/11/22)
Longest Goal Streak 3 games (12/2/22 - 12/30/22)
Longest Assist Streak 4 games (2/19/22 - 3/11/22)



#11 SEAN DONALDSON

Forward • Fr. • 5-11 • 180 lbs • Shoots: Left
Vancouver, British Columbia • Nanaimo Clippers (BCHL)

SEASON	TEAM	GP	G	A	Points	Shots	Shot%	Pen-Min	+/-	PPG	SHG	GWG	BLK	FOW	FOL	FO%
2021-22	CU	17	3	7	10	32	.094	0 - 0	6	1	0	0	3	0	0	.000
TOTAL		17	3	7	10	32	.094	0 - 0	6	1	0	0	3	0	0	.000

DONALDSON AT A GLANCE

Most Goals 1, (3x), Last: vs. Princeton (1/21/23)
Most Assists 2, (2x), Last: vs. Brown (11/19/22)
Most Points 2, (2x), Last: vs. Brown (11/19/22)

First Goal at Minnesota Duluth (10/29/22)
First Assist 2, vs. Yale (11/18/22)
Last Goal vs. Princeton (1/21/23)
Last Assist vs. AIC (12/30/22) - 5 games

Longest Point Streak 3 games (11/18/22 - 11/22/22)
Longest Goal Streak N/A
Longest Assist Streak 3 games (11/18/22 - 11/22/22)



#12 TIM REGO

Defenseman • Jr. • 6-0 • 172 lbs • Shoots: Right
Mansfield, Massachusetts • Brooks Bandits (AJHL)

SEASON	TEAM	GP	G	A	Points	Shots	Shot%	Pen-Min	+/-	PPG	SHG	GWG	BLK	FOW	FOL	FO%
2021-22	CU	32	2	9	11	29	.069	3 - 6	4	0	0	0	22	0	0	.000
2022-23	CU	18	2	4	6	17	.118	4 - 8	6	0	0	2	20	0	0	.000
TOTAL		50	4	13	17	46	.087	7 - 14	10	0	0	2	42	0	0	.000

REGO AT A GLANCE

Most Goals 2, vs. RPI (11/13/21)
Most Assists 2, at Harvard (11/5/21)
Most Points 3, vs. RPI (11/13/21)

First Goal 2, vs. RPI (11/13/21)
First Assist 2, at Harvard (11/5/21)
Last Goal at Union (1/6/23) - 4 games
Last Assist vs. Harvard (12/2/22) - 8 games

Longest Point Streak 2, (3x), Last: 11/26/22 - 12/2/22
Longest Goal Streak N/A
Longest Assist Streak 2, (2x), Last: 11/26/22 - 12/2/22

2022-23 CORNELL BIG RED SKATER CAPSULES



#13 JACK MALONE

Forward • Sr. • 6-1 • 193 lbs • Shoots: Right

Madison, New Jersey • Youngstown Phantoms (USHL)



MALONE AT A GLANCE

Most Goals 2, at Union (1/6/23)
 Most Assists 2, (3x), Last: vs. AIC (12/29/22)
 Most Points 3, vs. AIC (12/29/22)

First Goal at Michigan State (11/19/19)
 First Assist vs. Yale (11/9/19)
 Last Goal 2, at Union (1/6/23) - 4 games
 Last Assist vs. Quinnipiac (1/20/23) - 1 game

Longest Point Streak 6 games (2/19/22 - 3/13/22)
 Longest Goal Streak 2, (2x), Last: 1/15/22 - 1/21/22
 Longest Assist Streak 4 games (2/26/22 - 3/13/22)

ANDREEV AT A GLANCE

Most Goals 4, vs. RPI (11/13/21)
 Most Assists 2, (8x), Last: at Princeton (11/4/22)
 Most Points 6, vs. RPI (11/13/21)

First Goal vs. Michigan State (10/26/18)
 First Assist vs. Yale (11/2/18)
 Last Goal vs. UConn (11/26/22) - 8 games
 Last Assist vs. Princeton (1/21/23)

Longest Point Streak 8 games (11/12/21 - 1/1/22)
 Longest Goal Streak N/A
 Longest Assist Streak 4 games (11/12/21 - 11/20/21)

SEGER AT A GLANCE

Most Goals 1, (20x), Last: vs. Princeton (1/21/23)
 Most Assists 3, at St. Lawrence (1/3/20)
 Most Points 3, (4x), Last: at Boston Univ. (1/14/23)

First Goal vs. RPI (10/25/19)
 First Assist vs. Army (10/6/19)
 Last Goal vs. Princeton (1/21/23)
 Last Assist 2, at Boston University (1/14/23) - 2 games

Longest Point Streak 6 games (12/3/22 - 1/14/23)
 Longest Goal Streak 3 games (1/6/23 - 1/14/23)
 Longest Assist Streak 6 games (12/3/22 - 1/14/23)

BANCROFT AT A GLANCE

Most Goals 3, vs. UConn (11/26/22)
 Most Assists 1, (7x), Last: vs. Princeton (1/21/23)
 Most Points 3, vs. UConn (11/26/22)

First Goal vs. Yale (11/18/22)
 First Assist at Minnesota Duluth (10/28/22)
 Last Goal vs. Princeton (1/21/23)
 Last Assist vs. Princeton (1/21/23)

Longest Point Streak 4 games (11/18/22 - 11/26/22)
 Longest Goal Streak 2 games (1/20/23 - Present)
 Longest Assist Streak 3 games (11/18/22 - 11/22/22)

KOVICH AT A GLANCE

Most Goals 1, (4x), Last: at St. Lawrence (11/11/22)
 Most Assists 1, at Dartmouth (11/6/21)
 Most Points 1, (5x), Last: at St. Lawrence (11/11/22)

First Goal vs. Boston University (11/27/21)
 First Assist at Dartmouth (11/6/21)
 Last Goal at St. Lawrence (11/11/22) - 5 games
 Last Assist at Dartmouth (11/6/21) - 24 games

Longest Point Streak 2 games (1/7/22 - 1/8/22)
 Longest Goal Streak 2 games (1/7/22 - 1/8/22)
 Longest Assist Streak N/A

#15 MAX ANDREEV **A**

Forward • Sr. • 6-0 • 182 lbs • Shoots: Left

Moscow, Russia • Central Illinois Flying Aces (USHL)



SEASON	TEAM	GP	G.	A	Points	Shots	Shot%	Pen-Min	+/-	PPG	SHG	GWG	Blk	FOW	FOL	FO%
2018-19	CU	22	2	8	10	22	.091	5-10	4	0	0	0	5	121	92	.568
2019-20	CU	24	5	15	20	39	.128	6-12	11	2	0	3	6	119	128	.482
2021-22	CU	22	9	14	23	55	.164	10-23	17	3	0	0	10	228	184	.553
2022-23	CU	17	3	9	12	28	.107	9-18	4	2	0	0	12	144	147	.495
TOTAL		85	19	46	65	144	.132	30-63	36	7	0	3	33	612	551	.526



#16 GABRIEL SEGER

Forward • Sr. • 6-4 • 210 lbs • Shoots: Left

Uppsala, Sweden • Union College (ECAC)



SEASON	TEAM	GP	G.	A	Points	Shots	Shot%	Pen-Min	+/-	PPG	SHG	GWG	Blk	FOW	FOL	FO%
2019-20	UNI	37	7	15	22	44	.159	4-8	-1	3	0	2	18	204	223	.478
2021-22	UNI	34	7	14	21	54	.130	5-21	-2	3	0	0	18	335	306	.523
2022-23	CU	17	6	13	19	26	.231	2-15	6	4	0	1	4	166	103	.617
TOTAL FOR CU		17	6	13	19	26	.231	2-15	6	4	0	1	4	166	103	.617
TOTAL		88	20	42	62	124	.161	11-44	3	10	0	3	40	705	632	.527



#17 DALTON BANCROFT

Forward • Fr. • 6-3 • 200 lbs • Shoots: Right

Madoc, Ontario • Trenton Golden Hawks (OJHL)



SEASON	TEAM	GP	G.	A	Points	Shots	Shot%	Pen-Min	+/-	PPG	SHG	GWG	Blk	FOW	FOL	FO%
2022-23	CU	18	6	7	13	34	.176	5-10	4	4	0	2	10	1	3	.250
TOTAL		18	6	7	13	34	.176	5-10	4	4	0	2	10	1	3	.250



#18 KYLER KOVICH

Forward • So. • 6-2 • 182 lbs • Shoots: Left

Coquitlam, British Columbia • Tri-City Storm (USHL)



SEASON	TEAM	GP	G.	A	Points	Shots	Shot%	Pen-Min	+/-	PPG	SHG	GWG	Blk	FOW	FOL	FO%
2021-22	CU	19	3	1	4	13	.231	4-8	6	0	0	1	7	1	0	1.000
2022-23	CU	8	1	0	1	5	.200	1-2	0	0	0	0	1	0	0	.000
TOTAL		27	4	1	5	18	.222	5-10	6	0	0	1	8	1	0	1.000

2022-23 CORNELL BIG RED SKATER CAPSULES



#19 SULLIVAN MACK

Forward • So. • 6-1 • 189 lbs • Shoots: Left

Anchorage, Alaska • Salmon Arm Silverbacks (BCHL)

SEASON	TEAM	GP	G	A	Points	Shots	Shot%	Pen-Min	+/-	PPG	SHG	GWG	BK	FOW	FOL	FO%
2021-22	CU	20	1	1	2	27	.037	2 - 4	-3	0	0	1	5	0	0	.000
2022-23	CU	14	3	4	7	13	.231	3 - 6	4	0	0	1	4	0	0	.000
TOTAL		34	4	5	9	40	.100	5 - 10	1	0	0	2	9	0	0	.000



MACK AT A GLANCE

Most Goals 2, vs. AIC (12/29/22)
 Most Assists 2, vs. UConn (11/26/22)
 Most Points 2, (2x), Last: vs. AIC (12/29/22)

First Goal at Princeton (2/26/22)
 First Assist vs. RPI (11/13/21)
 Last Goal 2, vs. AIC (12/29/22) - 6 games
 Last Assist 2, vs. UConn (11/26/22) - 9 games

Longest Point Streak 4 games (11/18/22 - 11/26/22)
 Longest Goal Streak N/A
 Longest Assist Streak 2 games (11/18/22 - 11/19/22)



#20 MATT STIENBURG A

Forward • Sr. • 6-2 • 195 lbs • Shoots: Right

Halifax, Nova Scotia • St. Andrew's College



SEASON	TEAM	GP	G	A	Points	Shots	Shot%	Pen-Min	+/-	PPG	SHG	GWG	BK	FOW	FOL	FO%
2019-20	CU	27	5	5	10	31	.161	13 - 45	12	1	0	1	15	31	40	.437
2021-22	CU	28	13	16	29	63	.206	11 - 30	11	4	0	4	22	50	67	.427
2022-23	CU	13	2	4	6	34	.059	7 - 14	-3	1	0	1	13	2	8	.200
TOTAL		68	20	25	45	128	.156	31 - 89	20	6	0	6	50	83	115	.419



STIENBURG AT A GLANCE

Most Goals 3, at St. Lawrence (12/3/21)
 Most Assists 3, vs. RPI (11/13/21)
 Most Points 4, (2x), Last: at St. Lawrence (12/3/21)

First Goal vs. Ohio State (1/3/20)
 First Assist vs. Yale (11/9/19)
 Last Goal vs. UConn (11/26/22) - 3 games
 Last Assist vs. Dartmouth (12/3/22) - 1 game

Longest Point Streak 11 games (10/30/21 - 1/1/22)
 Longest Goal Streak 3 games (2/21/20 - 2/28/20)
 Longest Assist Streak 5 games (11/20/21 - 1/1/22)



#21 ZACH TUPKER

Forward • Sr. • 6-1 • 197 lbs • Shoots: Left

Collingwood, Ontario • Carleton Place Canadians (CCHL)

SEASON	TEAM	GP	G	A	Points	Shots	Shot%	Pen-Min	+/-	PPG	SHG	GWG	BK	FOW	FOL	FO%
2019-20	CU	20	1	2	3	12	.083	1 - 2	7	0	0	0	5	50	59	.459
2021-22	CU	32	1	6	7	36	.028	4 - 8	-1	0	0	0	10	139	133	.511
2022-23	CU	19	4	3	7	44	.091	7 - 14	3	0	0	1	6	167	119	.584
TOTAL		71	6	11	17	92	.065	12 - 24	9	0	0	1	21	356	311	.534



TUPKER AT A GLANCE

Most Goals 2, vs. Yale (11/18/22)
 Most Assists 1, (11x), Last: vs. UConn (11/26/22)
 Most Points 2, (2x), Last: vs. Yale (11/18/22)

First Goal vs. Yale (11/9/19)
 First Assist vs. Colgate (2/9/20)
 Last Goal at RPI (1/7/23) - 3 games
 Last Assist vs. UConn (11/26/22) - 9 games

Longest Point Streak 3, (2x), Last: 11/12/22 - 11/19/22
 Longest Goal Streak 2 games (11/12/22 - 11/18/22)
 Longest Assist Streak 3 games (1/7/22 - 1/15/22)



#22 KYLE PENNEY

Forward • Jr. • 6-1 • 204 lbs • Shoots: Left

Lawrencetown, Nova Scotia • Chilliwack Chiefs (BCHL)

SEASON	TEAM	GP	G	A	Points	Shots	Shot%	Pen-Min	+/-	PPG	SHG	GWG	BK	FOW	FOL	FO%
2021-22	CU	32	8	6	14	59	.136	4 - 8	3	0	0	0	23	25	36	.410
2022-23	CU	18	3	6	9	23	.130	2 - 4	7	1	0	0	7	39	45	.464
TOTAL		50	11	12	23	82	.134	6 - 12	10	1	0	0	30	64	81	.441



PENNEY AT A GLANCE

Most Goals 1, (9x), Last: vs. AIC (12/29/22)
 Most Assists 2, vs. Clarkson (2/19/22)
 Most Points 3, vs. Brown (11/19/22)

First Goal at Dartmouth (11/6/21)
 First Assist vs. Boston University (11/27/21)
 Last Goal vs. AIC (12/29/22) - 6 games
 Last Assist at Union (1/6/23) - 4 games

Longest Point Streak 2, (5x), Last: 11/19/22 - 11/22/22
 Longest Goal Streak 2, (4x), Last: 11/19/22 - 11/22/22
 Longest Assist Streak N/A



#23 WINTER WALLACE

Forward • Fr. • 6-3 • 215 lbs • Shoots: Right

Boulder, Colorado • Youngstown Phantoms (USHL)

SEASON	TEAM	GP	G	A	Points	Shots	Shot%	Pen-Min	+/-	PPG	SHG	GWG	BK	FOW	FOL	FO%
2022-23	CU	10	2	1	3	8	.250	6 - 12	3	0	0	0	3	0	0	.000
TOTAL		10	2	1	3	8	.250	6 - 12	3	0	0	0	3	0	0	.000



WALLACE AT A GLANCE

Most Goals 1, (2x), Last: vs. Brown (11/19/22)
 Most Assists 1, at Clarkson (11/12/22)
 Most Points 1, (3x), Last: vs. Brown (11/19/22)

First Goal at Minnesota Duluth (10/28/22)
 First Assist at Clarkson (11/12/22)
 Last Goal vs. Brown (11/19/22) - 6 games
 Last Assist at Clarkson (11/12/22) - 7 games

Longest Point Streak 2 games (11/12/22 - 11/19/22)
 Longest Goal Streak N/A
 Longest Assist Streak N/A

2022-23 CORNELL BIG RED SKATER CAPSULES



#24 SAM MALINSKI C

Defenseman • Sr. • 5-11 • 189 lbs • Shoots: Right
Lakeville, Minnesota • Bismarck Bobcats (NAHL)



SEASON	TEAM	GP	G.	A	Points	Shots	Shot%	Pen-Min	+/-	PPG	SHG	GWG	BK	FOW	FOL	FO%
2019-20	CU	25	4	12	16	61	.066	7 - 14	14	2	0	1	19	0	0	.000
2021-22	CU	32	5	18	23	81	.062	9 - 26	20	2	0	1	41	0	0	.000
2022-23	CU	19	3	14	17	43	.070	4 - 8	4	1	1	0	23	0	0	.000
TOTAL		76	12	44	56	185	.065	20 - 48	38	5	1	2	83	0	0	.000

MALINSKI AT A GLANCE

Most Goals 1, (12x), Last: at Boston Univ. (1/14/23)
Most Assists 3, (2x), Last: vs. Princeton (1/21/23)
Most Points 3, (3x), Last: at Boston Univ. (1/14/23)

First Goal at Michigan State (11/2/19)
First Assist at Michigan State (11/1/19)
Last Goal at Boston Univ. (1/14/23) - 2 games
Last Assist 3, vs. Princeton (1/21/23)

Longest Point Streak 6 games (12/30/22 - Present)
Longest Goal Streak 2, (3x), Last: (1/7/23 - 1/14/23)
Longest Assist Streak 6 games (12/30/22 - Present)



#26 ONDREJ PSENICKA

Forward • So. • 6-6 • 211 lbs • Shoots: Left
Prague, Czechia • Waterloo Black Hawks (USHL)



SEASON	TEAM	GP	G.	A	Points	Shots	Shot%	Pen-Min	+/-	PPG	SHG	GWG	BK	FOW	FOL	FO%
2021-22	CU	32	12	9	21	68	.176	9 - 18	21	2	1	3	11	18	17	.514
2022-23	CU	19	5	4	9	36	.139	3 - 6	9	0	0	0	8	33	35	.485
TOTAL		51	17	13	30	104	.163	12 - 24	30	2	1	3	19	51	52	.495

PSENICKA AT A GLANCE

Most Goals 2, (2x), Last: vs. AIC (12/29/22)
Most Assists 2, at North Dakota (1/7/22)
Most Points 3, (2x), Last: vs. AIC (12/29/22)

First Goal vs. Alaska (10/29/21)
First Assist at Dartmouth (11/6/21)
Last Goal vs. Quinnipiac (1/20/23) - 1 game
Last Assist vs. AIC (12/29/22) - 6 games

Longest Point Streak 4 games (3/11/22 - 10/28/22)
Longest Goal Streak 2, (4x), Last: 12/29/22 - 1/6/23
Longest Assist Streak 4 games (3/11/22 - 10/28/22)



#27 MICHAEL SUDA

Defenseman • So. • 6-1 • 180 lbs • Shoots: Left
Cheektowaga, New York • Fargo Force (USHL)



SEASON	TEAM	GP	G.	A	Points	Shots	Shot%	Pen-Min	+/-	PPG	SHG	GWG	BK	FOW	FOL	FO%
2021-22	CU	6	0	0	0	5	.000	0 - 0	-1	0	0	0	1	0	0	.000
2022-23	CU	18	0	5	5	13	.000	2 - 4	0	0	0	0	10	0	1	.000
TOTAL		24	0	5	5	18	.000	2 - 4	-1	0	0	0	11	0	1	.000

SUDA AT A GLANCE

Most Goals N/A
Most Assists 2, vs. Quinnipiac (1/20/23)
Most Points 2, vs. Quinnipiac (1/20/23)

First Goal N/A
First Assist at Minnesota Duluth (10/29/22)
Last Goal N/A
Last Assist 2, vs. Quinnipiac (1/20/23) - 1 game

Longest Point Streak N/A
Longest Goal Streak N/A
Longest Assist Streak N/A



#28 NICK DESANTIS

Forward • Fr. • 5-9 • 155 lbs • Shoots: Right
Collegeville, Pennsylvania • Madison Capitols (USHL)



SEASON	TEAM	GP	G.	A	Points	Shots	Shot%	Pen-Min	+/-	PPG	SHG	GWG	BK	FOW	FOL	FO%
2022-23	CU	15	5	8	13	16	.313	3 - 6	8	2	0	1	2	0	0	.000
TOTAL		15	5	8	13	16	.313	3 - 6	8	2	0	1	2	0	0	.000

DESANTIS AT A GLANCE

Most Goals 2, vs. AIC (12/30/22)
Most Assists 4, at RPI (1/7/23)
Most Points 4, at RPI (1/7/23)

First Goal at St. Lawrence (11/11/22)
First Assist vs. AIC (12/29/22)
Last Goal 2, vs. AIC (12/30/22) - 5 games
Last Assist vs. Quinnipiac (1/20/23) - 1 game

Longest Point Streak 6 games (12/29/22 - 1/20/23)
Longest Goal Streak 2 games (12/29/22 - 12/30/22)
Longest Assist Streak 4 games (1/6/23 - 1/20/23)



#29 BEN BERARD

Forward • Sr. • 6-0 • 191 lbs • Shoots: Left
Duncan, British Columbia • Powell River Kings (BCHL)



SEASON	TEAM	GP	G.	A	Points	Shots	Shot%	Pen-Min	+/-	PPG	SHG	GWG	BK	FOW	FOL	FO%
2019-20	CU	27	7	10	17	66	.106	2 - 4	8	4	0	1	4	5	9	.357
2021-22	CU	26	14	9	23	87	.161	3 - 6	11	5	0	3	10	0	0	.000
2022-23	CU	19	5	12	17	48	.104	3 - 6	1	0	0	1	13	0	0	.000
TOTAL		72	26	31	57	201	.129	8 - 16	20	9	0	5	27	5	9	.357

BERARD AT A GLANCE

Most Goals 3, (2x), Last: at Dartmouth (11/6/21)
Most Assists 3, at RPI (1/7/23)
Most Points 4, at RPI (1/7/23)

First Goal vs. Princeton (11/23/19)
First Assist at Michigan State (11/2/19)
Last Goal at Quinnipiac (1/20/23)
Last Assist 3, at RPI (1/7/23) - 2 games

Longest Point Streak 6 games (12/30/22 - 1/14/23)
Longest Goal Streak 4 games (1/6/23 - 1/20/23)
Longest Assist Streak 4 games (12/30/22 - 1/7/23)

2022-23 CORNELL BIG RED GOALTENDER CAPSULES



#30 IAN SHANE

Goaltender • So. • 6-0 • 167 lbs • Catches: Left

Manhattan Beach, California • Bismarck Bobcats (NAHL)

SEASON	TEAM	GP-GS	Minutes	GA	GAAvg	Saves	Save%	W	L	T	Sho	PPG	SHG
2021-22	CU	17 - 16	979.45	28	1.72	387	.933	7	6	3	3	10	0
2022-23	CU	18 - 16	1004.69	29	1.74	338	.921	11	5	1	3	10	0
TOTAL		35 - 32	1984.14	57	1.73	725	.927	18	11	4	6	20	0



SHANE AT A GLANCE

Most Saves 42, at Quinnipiac (2/25/22)
 Assists N/A

First Game at Arizona State (1/2/22)
 First Start at North Dakota (1/7/22)
 First Shutout at Yale (1/15/22)

Last Shutout vs. Quinnipiac (1/20/23) - 1 game
 Last Assist. N/A



#33 REMINGTON KEOPPLE

Goaltender • Fr. • 6-2 • 190 lbs • Catches: Left

New Richmond, Wisconsin • Des Moines Buccaneers (USHL)

SEASON	TEAM	GP-GS	Minutes	GA	GAAvg	Saves	Save%	W	L	T	Sho	PPG	SHG
2022-23	CU	4 - 3	129.47	7	3.25	36	.837	1	1	0	0	1	1
TOTAL		4 - 3	129.47	7	3.25	36	.837	1	1	0	0	1	1



KEOPPLE AT A GLANCE

Most Saves 17, vs. Brown (11/19/22)
 Assists N/A

First Game at Minnesota Duluth (10/29/22)
 First Start at Minnesota Duluth (10/29/22)
 First Shutout N/A

Last Shutout N/A
 Last Assist. N/A



#34 RYAN MCINCHAK

Goaltender • Jr. • 6-0 • 175 lbs • Catches: Left

Trenton, Michigan • American International College (AHA)

SEASON	TEAM	GP-GS	Minutes	GA	GAAvg	Saves	Save%	W	L	T	Sho	PPG	SHG
2020-21	AIC	2 - 1	99.55	0	0	37	1.000	1	0	0	1	0	0
2021-22	AIC	1 - 0	33.07	1	1.82	13	.929	0	1	0	0	0	0
2022-23	CU	1 - 0	3.35	1	17.92	1	.500	0	0	0	0	0	0
TOTAL FOR CU		1 - 0	3.35	1	17.92	1	.500	0	0	0	0	0	0
TOTAL		4 - 1	135.97	2	0.89	51	.962	1	1	0	1	0	0



MCINCHAK AT A GLANCE

Most Saves 20, vs. Holy Cross (1/30/21)
 Assists N/A

First Game vs. Holy Cross (1/29/21)
 First Start vs. Holy Cross (1/30/21)
 First Shutout vs. Holy Cross (1/30/21)

Last Shutout vs. Holy Cross (1/30/21) - 3 games
 Last Assist. N/A

2022-23 GAME HIGHS

CORNELL HIGHS

POINTS	21	vs. AIC (12/29/22)
GOALS	8	vs. AIC (12/29/22)
ASSISTS	13	vs. AIC (12/29/22)
SHOTS ON GOAL	39	vs. Brown (11/19/22)
SAVES	36	at Boston University (1/14/23)
PENALTIES	7	at Clarkson (11/12/22)
PIM	23	at Quinnipiac (11/5/22)

OPPONENT HIGHS

POINTS	12	(2x), Last: at Boston Univ. (1/14/23)
GOALS	4	(5x), Last: at Boston Univ. (1/14/23)
ASSISTS	8	(2x), Last: at Boston Univ. (1/14/23)
SHOTS ON GOAL	40	at Boston University (1/14/23)
SAVES	34	(3x), Last: vs. Brown (11/19/22)
PENALTIES	7	at Clarkson (11/12/22)
PIM	25	at Clarkson (11/12/22)

CORNELL LOWS

POINTS	0	at Quinnipiac (11/5/22)
GOALS	0	at Quinnipiac (11/5/22)
ASSISTS	0	at Quinnipiac (11/5/22)
SHOTS ON GOAL	9	at Quinnipiac (11/5/22)
SAVES	9	vs. AIC (12/29/22)
PENALTIES	1	vs. Harvard (12/2/22)
PIM	2	vs. Harvard (12/2/22)

OPPONENT LOWS

POINTS	0	(3x), Last: vs. Quinnipiac (1/20/23)
GOALS	0	(3x), Last: vs. Quinnipiac (1/20/23)
ASSISTS	0	(4x), Last: vs. Quinnipiac (1/20/23)
SHOTS ON GOAL	11	vs. Dartmouth (12/3/22)
SAVES	9	at Quinnipiac (11/5/22)
PENALTIES	0	vs. Harvard (12/2/22)
PIM	0	vs. Harvard (12/2/22)

FIVE-YEAR SITUATIONAL STATS

	2022-23	2021-22	2019-20	2018-19	2017-18	5-YR TOTAL
Overall...	12-6-1	18-10-4	23-2-4	21-11-4	25-6-2	99-35-15
ECAC Hockey games...	9-3-0	12-6-4	18-2-2	13-5-4	17-3-2	69-19-12
Ivy League games...	5-1-0	5-3-2	9-1-1	8-3-1	9-1-1	36-9-5
Non-conference games...	3-3-1	6-4-0	5-0-2	8-6-0	8-3-0	30-16-3
At home...	7-1-1	9-4-3	11-0-2	12-6-0	15-2-0	54-13-6
On the road...	4-5-0	8-6-1	10-2-1	7-2-4	9-2-2	38-17-8
At a neutral site...	1-0-0	1-0-0	2-0-1	2-3-0	1-2-0	7-5-1
Leading after the 1st...	8-2-0	10-3-3	15-0-0	15-3-1	13-2-0	61-10-4
Trailing after the 1st...	2-4-1	2-6-1	0-1-0	2-5-2	2-2-1	8-18-5
Tied after the 1st...	2-0-0	6-1-0	8-1-4	4-3-1	10-2-1	30-7-6
Leading after the 2nd...	10-0-0	12-0-1	20-0-0	20-2-2	19-0-0	81-2-3
Trailing after the 2nd...	1-4-1	3-8-1	0-2-3	0-8-0	1-4-1	5-26-6
Tied after the 2nd...	1-2-0	3-2-2	3-0-1	1-1-2	5-2-1	13-7-6
Outshooting opponent...	11-3-1	12-8-2	17-1-3	14-9-1	15-4-1	69-25-8
Being outshot...	1-2-0	5-1-2	3-1-1	7-2-3	9-2-1	25-8-7
Shots are even...	0-1-0	1-1-0	3-0-0	0-0-0	1-0-0	5-2-0
One-goal margin...	3-3	7-7	3-1	6-6	10-3	29-20
Two-goal margin...	2-2	3-1	7-0	7-1	6-1	25-5
Three-plus-goal margin...	7-1	8-2	13-1	8-4	9-2	45-10
Scoring first...	10-2-0	12-2-3	20-0-1	20-6-2	22-4-0	84-14-6
Opponent scores first...	2-4-1	6-8-1	3-2-3	1-5-2	3-2-1	15-21-8
In October...	0-2-0	2-0-0	0-0-0	0-2-0	2-0-0	4-4-0
In November...	6-2-0	6-1-0	9-0-0	5-3-0	7-1-0	33-7-0
In December...	2-1-1	1-0-1	1-1-0	1-0-0	2-1-0	7-3-2
In January...	4-1-0	4-3-2	4-1-4	6-1-1	7-0-1	25-6-8
In February...	0-0-0	4-4-1	9-0-0	4-2-2	5-2-1	22-8-4
In March...	0-0-0	1-2-0	0-0-0	5-3-1	2-2-0	8-7-1
On a Sunday...	0-0-0	0-2-0	1-0-0	1-1-0	0-0-0	2-3-0
On a Monday...	0-0-0	0-0-0	0-0-0	0-0-0	0-0-0	0-0-0
On a Tuesday...	1-0-0	0-1-0	0-0-0	0-0-0	1-0-0	2-1-0
On a Wednesday...	0-0-0	0-0-0	0-0-0	0-0-0	0-0-0	0-0-0
On a Thursday...	1-0-0	0-0-0	0-0-0	0-0-0	0-0-0	1-0-0
On a Friday...	5-2-1	7-5-1	11-1-1	10-5-1	12-2-1	45-15-5
On a Saturday...	5-4-0	11-2-3	11-1-3	10-5-3	13-4-0	50-16-9
First of back-to-back...	6-2-0	7-6-1	12-1-1	11-5-1	11-1-2	47-15-5
Second of back-to-back...	4-3-1	9-2-3	10-1-3	9-5-3	11-3-0	43-14-10
Third in three days...	0-0-0	0-1-0	0-0-0	1-0-0	0-0-0	1-1-0
In a single game...	2-1-0	2-1-0	1-0-0	0-1-0	3-2-0	8-5-0
In overtime...	0-1-1	4-1-4	0-0-4	0-0-4	0-3-4	4-5-17
In shootouts...	1-0	0-4	0-0	0-1	0-0	1-5
vs. ECAC Hockey opp...	9-3-0	13-8-4	18-2-2	16-8-4	19-4-2	75-25-12
vs. Atlantic Hockey opp...	2-0-1	0-0-0	0-0-0	0-0-0	2-0-0	4-0-1
vs. Hockey East opp...	1-1-0	1-0-0	1-0-1	1-1-0	1-1-0	5-3-1
vs. Big Ten opp...	0-0-0	0-0-0	3-0-0	0-2-0	0-0-0	3-2-0
vs. NCHC opp...	0-2-0	2-0-0	0-0-0	0-0-0	1-1-0	3-3-0
vs. WCHA opp...	0-0-0	0-0-0	1-0-1	2-0-0	2-0-0	5-0-1
vs. Independent opp...	0-0-0	2-2-0	0-0-0	2-0-0	0-0-0	4-2-0
Ranked in USA Today poll...	2-5-0	5-1-0	4-0-1	5-3-2	2-2-1	18-11-4
Ranked in USCHO.com poll...	2-5-0	5-1-1	6-1-3	7-3-2	6-3-1	26-13-7

2022-23 CORNELL TEAM AND PLAYER COMBINED STATISTICS

Team Results

Date	Opponent	Score	Att.
10/28/2022	at Minn. Duluth	L 2-3	4158
10/29/2022	at Minn. Duluth	L 2-4	4395
* 11/04/2022	at Princeton	W 3-1	2171
* 11/05/2022	at Quinnipiac	L 0-2	3439
* 11/11/2022	at St. Lawrence	W 5-1	1395
* 11/12/2022	at Clarkson	L 1-4	2782
* 11/18/2022	Yale	W 5-2	3717
* 11/19/2022	Brown	W 5-1	3695
11/22/2022	Sacred Heart	W 2-1	2772
11/26/2022	vs UConn	W 6-0	12247
* 12/02/2022	Harvard	Lot 1-2	4267
* 12/03/2022	Dartmouth	W 1-0	4267
12/29/2022	American Int'l	W 8-4	2927
12/30/2022	American Int'l	Tot 3-3	3024
* 01/06/2023	at Union (NY)	W 6-1	2185
* 01/07/2023	at Rensselaer	W 6-4	2724
01/14/2023	at Boston U.	L 3-4	5346
* 01/20/2023	Quinnipiac	W 4-0	3794
* 01/21/2023	Princeton	W 3-2	4267

Team Statistics

	CU	OPP
SHOT STATISTICS		
Goals-Shot attempts	66-551	39-414
Shot pct.	.120	.094
Goals/Game	3.47	2.05
Shots/Game	29.00	21.79
POWER PLAYS		
Goals-Power Plays	17-59	11-72
Conversion pct.	.288	.153
Shot Attempts	82	77
Shot pct.	.207	.143
SHORT-HANDED		
Goals-Shot attempts	1-20	1-6
Shot pct.	.050	.167
GOAL BREAKDOWN		
Power Play	17	11
Short-handed	1	1
Empty net	2	2
Penalty	1	0
Unassisted	3	3
Overtime	0	1
Delayed Penalty	0	0
Game winning	12	6
First Goal	12	7
Game Tying Goal	1	0
Extra Attacker	1	0
BLOCKS		
Blocks	232	225
Blocks/Game	12.21	11.84
PENALTIES		
Number	83	72
Minutes	188	155
Penalties/Game	4.37	3.79
Pen minutes/Game	9.89	8.16
FACEOFFS (W-L)		
Faceoff W-L pct.	595-518	518-595
	.535	.465
SHOOTOUTS (Made-Att)		
	2-3	0-2

Game Records

Record	Overall	Home	Away	Neutral
ALL GAMES	12-6-1	7-1-1	4-5-0	1-0-0
CONFERENCE	9-3-0	5-1-0	4-2-0	0-0-0
NON-CONFERENCE	3-3-1	2-0-1	0-3-0	1-0-0

		Shots						Penalties	Goals	Blocks	Faceoffs		
#	Player	GP	G	A	PTS	SH	SH%	PEN-MIN	PP SH	BLK	FOW	FOL	FO%
16	Seeger, Gabriel	17	6	13	19	26	.231	2-15	4 0	4	166	103	.617
29	Berard, Ben	19	5	12	17	48	.104	3-6	0 0	13	0	0	.000
24	Malinski, Sam	19	3	14	17	43	.070	4-8	1 1	23	0	0	.000
17	Bancroft, Dalton	18	6	7	13	34	.176	5-10	4 0	10	1	3	.250
28	DeSantis, Nick	15	5	8	13	16	.313	3-6	2 0	2	0	0	.000
15	Andreev, Max	17	3	9	12	28	.107	9-18	2 0	12	144	147	.495
11	Donaldson, Sean	17	3	7	10	32	.094	0-0	1 0	3	0	0	.000
26	Psenicka, Ondrej	19	5	4	9	36	.139	3-6	0 0	8	33	35	.485
22	Penney, Kyle	18	3	6	9	23	.130	2-4	1 0	7	39	45	.464
10	Mitchell, Travis	19	4	4	8	37	.108	6-12	0 0	34	0	0	.000
21	Tupker, Zach	19	4	3	7	44	.091	7-14	0 0	6	167	119	.584
19	Mack, Sullivan	14	3	4	7	13	.231	3-6	0 0	4	0	0	.000
13	Malone, Jack	19	3	3	6	39	.077	1-2	1 0	11	43	56	.434
9	O'Leary, Jack	14	3	3	6	17	.176	2-4	0 0	9	0	1	.000
20	Stienburg, Matt	13	2	4	6	34	.059	7-14	1 0	13	2	8	.200
12	Rego, Tim	18	2	4	6	17	.118	4-8	0 0	20	0	0	.000
27	Suda, Michael	18	0	5	5	13	.000	2-4	0 0	10	0	1	.000
5	Dirven, Sebastian	19	1	3	4	18	.056	6-23	0 0	13	0	0	.000
23	Wallace, Winter	10	2	1	3	8	.250	6-12	0 0	3	0	0	.000
8	Lagerstrom, Jack	7	1	1	2	10	.100	2-4	0 0	2	0	0	.000
4	Kempf, Hank	16	1	1	2	10	.100	3-6	0 0	24	0	0	.000
18	Kovich, Kyler	8	1	0	1	5	.200	1-2	0 0	1	0	0	.000
34	McInchak, Ryan	1	0	0	0	0	.000	0-0	0 0	0	0	0	.000
30	Shane, Ian	18	0	0	0	0	.000	1-2	0 0	0	0	0	.000
33	Keopple, Remington	4	0	0	0	0	.000	0-0	0 0	0	0	0	.000
TM	TEAM	19	0	0	0	0	.000	1-2	0 0	0	0	0	.000
Totals		19	66	116	182	551	.120	83-188	17 1	232	595	518	.535
Opponents		19	39	62	101	414	.094	72-155	11 1	225	518	595	.465

#	Player	GP	MIN	GA	GA AVG	SAVES	SAVES%	W-L-T-SHO
34	McInchak, Ryan	1	03:21	1	17.91	1	.500	0-0-0-0
30	Shane, Ian	18	1004:41	29	1.73	338	.921	11-5-1-3
33	Keopple, Remington	4	129:28	7	3.24	36	.837	1-1-0-0
TM	EMPTY NET	-	08:41	2	13.82	0	.000	0-0-0-0
Totals		19	1146:11	39	2.04	375	.906	12-6-1-3
Opponents		19	1146:11	66	3.45	485	.880	6-12-1-1

Attendance Summary

	CU	Opponents
Total	32730	28595
Dates/Avg Per Date	9 / 3637	9 / 3177
Neutral Site #/Avg	1 / 12247	

Goals by Periods

Team	1st	2nd	3rd	OT	TOTAL
CU	21	27	18	0	66
Opponents	14	13	11	1	39

Shots by Periods

Team	1st	2nd	3rd	OT	TOTAL
CU	188	203	157	3	551
Opponents	136	136	138	4	414

Saves by Periods

Team	1st	2nd	3rd	OT	TOTAL
CU	122	123	127	3	375
Opponents	167	176	139	3	485

THE LAST TIME ...

GAME NUMBERS FOR HOME, ROAD, NEUTRAL SITE, AND HOME-AND-HOME SERIES ARE BASED UPON THOSE TYPES OF GAMES

SCORING	
Recorded a Hat Trick at Home (21 games)	11/13/21 at RPI (Max Andreev — 4 goals)
Recorded a Hat Trick on the Road (21 games)	12/3/21 at St. Lawrence (Matt Stienburg)
Recorded a Hat Trick at Neutral Site (0 games)	11/26/22 vs. UConn (Dalton Bancroft)
Allowed Hat Trick at Home (361 games)	3/5/99 vs. St. Lawrence (John Poapst)
Allowed Hat Trick on the Road (73 games)	11/5/16 at Harvard (Lewis Zerber-Gossage)
Allowed Hat Trick at Neutral Site (52 games)	3/21/09 vs. Yale (Sean Backman)
Scored Two Hat Tricks in a Game (927 games)	2/26/94 vs. Yale (Jake Karam & Vincent Auger)
Defenseman Scored Hat Trick (1,271 games)	2/20/82 vs. Maine (Joe Gallant)
Hat Trick in Consecutive Games (1,022 games)	1/22/91 at Colgate; 1/26/91 at Dartmouth (Doug Derraugh)
Hat Trick in 3+ Straight Games (1,395 games)	1/21/78 vs. Yale; 1/25/78 vs. Princeton; 1/28/78 vs. Penn (Brock Tredway)
Scored 4+ Goals in a Game (45 games)	11/13/21 vs. RPI (Max Andreev -- 4 goals)
Scored 5+ Goals in a Game (1,765 games)	1/13/65 vs. Hamilton (Doug Ferguson -- 6 goals)
Two Multi-Goal Scorers in a Game (6 games)	12/29/22 vs. AIC (Sullivan Mack and Ondrej Psenicka)
Three Multi-Goal Scorers in a Game (119 games)	3/9/18 vs. Quinnipiac (Alex Rauter, Beau Starrett & Mitch Vanderlaan)
SCORING MARGINS	
Shut out Opponent at Home (1 game)	1/20/23 vs. Quinnipiac (Ian Shane, 21 saves)
Shut out Opponent on the Road (9 games)	2/26/22 at Princeton (Ian Shane, 23 saves)
Shut out Opponent at Neutral Site (0 games)	11/26/22 vs. UConn (Ian Shane, 27 saves)
Were Shut out at Home (67 games)	11/18/17 vs. Clarkson (Jake Kielly, 15 saves)
Were Shut out on the Road (5 games)	11/5/22 at Quinnipiac (Yaniv Perets, 9 saves)
Were Shut out at Neutral Site (5 games)	3/31/19 vs. Providence (Hayden Hawkey, 19 saves)
Recorded Two Straight Shutouts (22 games)	2/25/22 at Quinnipiac (Ian Shane, 42 saves) 2/26/22 at Princeton (Ian Shane, 23 saves)
Recorded Three Straight Shutouts (52 games)	2/21/20 at Yale (Matthew Galajda, 17 saves) 2/22/20 at Brown (Matthew Galajda, 19 saves) 2/28/20 vs. St. Lawrence (Matthew Galajda, 26 saves)
Shut out in Two Straight Games (236 games)	12/28/14 vs. Lake Superior (Gordon Defiel, 39 saves) 12/29/14 vs. Miami (Jay Williams, 15 saves)
Shut out in Three Straight Games (1,863 games)	2/6/60 vs. Princeton (Clifford Michel - 14 saves) 2/12/60 at Dartmouth (Tom Wahman - 15 saves) 2/13/60 at Brown (Roderick McGarry - 26 saves)
Won 1-0 Game at Home (4 games)	12/3/22 vs. Dartmouth (Travis Mitchell)
Lost 1-0 Game at Home (110 games)	2/6/15 vs. Quinnipiac (Travis St. Denis)
Won 1-0 Game on Road (10 games)	2/25/22 at Quinnipiac (Jack Malone)
Lost 1-0 Game on Road (86 games)	1/15/16 at RPI (Chris Bradley)
Won 1-0 Game at Neutral Site (231 games)	12/30/67 vs. Toronto (Bob McGuinn)
Lost 1-0 Game at Neutral Site (63 games)	3/26/06 vs. Wisconsin (Jack Skille)
Won by 5+ Goals at Home (21 games)	11/13/21 vs. RPI (W, 11-3)
Lost by 5+ Goals at Home (105 games)	3/7/15 vs. Union (L, 0-7)
Won by 5+ Goals on Road (2 games)	1/6/23 at Union (W, 6-1)
Lost by 5+ Goals on Road (28 games)	1/31/20 at Quinnipiac (L, 0-5)
Won by 5+ Goals at Neutral Site (0 games)	11/26/22 vs. UConn (W, 6-0)
Lost by 5+ Goals at Neutral Site (13 games)	3/25/17 vs. UMass Lowell (L, 0-5)
OVERTIME GAMES	
Won Home Game in Overtime (17 games)	1/22/22 vs. Quinnipiac (Ben Berard)
Lost Home Game in Overtime (5 games)	12/2/22 vs. Harvard (Sean Farrell)
Won Road Game in Overtime (89 games)	11/14/15 at Colgate (Anthony Angello)
Lost Road Game in Overtime (83 games)	1/30/16 at St. Lawrence (Joe Sullivan)
Won Neutral Site Game in Overtime (20 games)	12/28/15 vs. Providence (Jeff Kubiak)
Lost Neutral Site Game in Overtime (7 games)	3/23/19 vs. Clarkson (Chris Klack)

TEAM SCORING	
Scored 10+ Goals at Home (21 games)	11/13/21 vs. RPI (W, 11-3)
Allowed 10+ Goals at Home (526 games)	1/21/87 vs. Colgate (L, 4-10)
Scored 10+ Goals on Road (441 games)	2/18/89 at Brown (W, 10-3)
Allowed 10+ Goals on Road (116 games)	3/16/13 at Quinnipiac (L, 0-10)
Scored 10+ Goals at Neutral Site (151 games)	1/4/85 vs. McGill (T, 10-10)
Allowed 10+ Goals at Neutral Site (119 games)	12/27/95 vs. Colorado College (L, 0-11)
5-Goal Period at Home (3 games)	12/29/22 vs. AIC (5 goals — 2nd period)
5-Goal Period on Road (256 games)	11/15/02 at Vermont (5 goals -- 1st period)
5-Goal Period at Neutral Site (149 games)	3/16/85 vs. Clarkson (5 goals -- 3rd period)
SPECIAL TEAMS SCORING	
Scored 3+ Power-Play Goals (0 games)	1/21/23 vs. Princeton (3 goals)
Allowed 3+ Power-Play Goals (4 games)	1/7/22 at Union (4 goals)
Scored 4+ Power-Play Goals (279 games)	10/26/13 at Omaha (4 goals)
Allowed 4+ Power-Play Goals (3 games)	1/7/22 at Union (4 goals)
Scored a Short-Handed Goal (14 games)	11/11/22 at St. Lawrence (Sam Malinski)
Scored 2+ Short-Handed Goals (334 games)	1/13/12 at Quinnipiac (Sean Collins & Joel Lowry)
Allowed a Short-Handed Goal (11 games)	11/19/22 vs. Brown (Matt Sutton)
Allowed 2+ Short-Handed Goals (27 games)	2/11/22 at RPI (Jake Johnson & Jakob Lacka)
Scored a Short-Handed Goal in OT (244 games)	11/14/14 vs. Clarkson (Eric Freschi)
Scored SHG in Consecutive Games (496 games)	2/9/07 at Union (Mitch Carefoot) 2/10/07 at RPI (Mark McCutcheon)
EMPTY-NET GOALS	
Scored Empty-Net Goal at Home (11 games)	3/11/22 vs. Clarkson (Kyle Penney)
Scored Empty-Net Goal on Road (4 games)	11/11/22 at St. Lawrence (Sam Malinski)
Scored Empty-Net Goal at Neutral Site (3 games)	1/2/20 vs. Ohio State (Noah Bauld)
Allowed Empty-Net Goal at Home (18 games)	1/21/22 vs. Princeton (Ian Murphy)
Allowed Empty-Net Goal on Road (3 games)	11/12/22 at Clarkson (Ayrton Martino)
Allowed Empty-Net Goal at Neutral Site (9 games)	11/24/18 vs. Harvard (Adam Fox)
Scored with an Extra Attacker (5 games)	12/30/22 vs. AIC (Ondrej Psenicka)
PENALTY SHOTS	
Scored on a Penalty Shot (3 games)	1/7/23 at RPI (Zach Tupker)
Unsuccessful on a Penalty Shot (160 games)	2/11/17 vs. Yale (Trevor Yates)
Allowed a Goal on a Penalty Shot (230 games)	1/24/15 vs. Dartmouth (Eric Neiley)
Stopped Shooter on Penalty Shot (36 games)	1/8/22 at North Dakota (Mark Senden)
GOALTENDING FEATS	
Scored a Goal (270 games)	11/26/13 vs. Niagara (Mitch Gillam)
Recorded a Point (83 games)	3/22/19 vs. Brown (Matthew Galajda — assist)
Made 40+ Saves (23 games)	2/25/22 at Quinnipiac: Ian Shane (42 saves)
Made 50+ Saves (281 games)	3/17/13 at Quinnipiac: Andy Iles (60 saves)
Made 60+ Saves (281 games)	3/17/13 at Quinnipiac: Andy Iles (60 saves)
TEAM ACCOMPLISHMENTS	
Won a National Championship	1969-70 (defeated Clarkson — W, 6-4)
Played in the Frozen Four	2002-03 — vs. New Hampshire, L, 3-2)
Won an NCAA Tournament Game	2018-19 — vs. Northeastern — W, 5-1)
Won Whitelaw Cup (ECAC Championship)	2009-10
Won Cleary Cup (ECAC Regular-Season Champion)	2019-20
Won Ivy League Championship	2019-20

2022-23 CORNELL BIG RED GAME-BY-GAME SCORING BREAKDOWN

Date	Opponent	Score	2 Muzyka	3 O'Brien	4 Kempf	5 Dirven	7 Rayhill	8 Lagerstrom	9 O'Leary	10 Mitchell	11 Donaldson	12 Rego	13 Malone	15 Andreev	16 Seger
10/28	at Minn. Duluth	L, 2-3	DND	DND	0-0-0	0-0-0	DND	0-0-0	1-0-1	0-0-0	0-0-0	0-0-0	0-0-0	0-0-0	0-0-0
10/29	at Minn. Duluth	L, 2-4	DND	DND	0-0-0	0-0-0	DND	0-0-0	DND	0-0-0	1-0-1	0-1-1	0-0-0	0-0-0	0-1-1
11/4	at Princeton	W, 3-1	DND	DND	0-0-0	0-0-0	DND	0-0-0	DND	1-0-1	0-0-0	1-0-1	0-0-0	0-2-2	1-0-1
11/5	at Quinnipiac	L, 0-2	DND	DND	0-0-0	0-0-0	DND	0-0-0	0-0-0	0-0-0	DND	0-0-0	0-0-0	0-0-0	0-0-0
11/11	at St. Lawrence	W, 5-1	DND	DND	0-1-1	0-1-1	DND	DND	0-0-0	0-1-1	0-0-0	0-0-0	0-0-0	2-1-3	0-2-2
11/12	at Clarkson	L, 1-4	DND	DND	0-0-0	0-0-0	DND	DND	DND	0-0-0	0-0-0	0-1-1	0-0-0	0-0-0	DND
11/18	Yale	W, 5-2	DND	DND	DND	0-0-0	DND	0-0-0	0-1-1	0-1-1	0-2-2	0-0-0	0-0-0	DND	1-0-1
11/19	Brown	W, 5-1	DND	DND	DND	0-0-0	DND	1-0-1	1-0-1	0-0-0	0-2-2	0-0-0	0-0-0	0-1-1	0-1-1
11/22	Sacred Heart	W, 2-1	DND	DND	DND	0-0-0	DND	0-1-1	0-1-1	0-0-0	0-1-1	0-0-0	0-0-0	0-0-0	DND
11/26	vs. UConn	W, 6-0	DND	DND	0-0-0	0-0-0	DND	DND	0-0-0	0-0-0	0-0-0	0-1-1	0-0-0	1-1-2	0-1-1
12/2	Harvard	L, 1-2 (OT)	DND	DND	0-0-0	0-0-0	DND	DND	DND	1-0-1	0-1-1	0-1-1	0-0-0	0-0-0	0-0-0
12/3	Dartmouth	W, 1-0	DND	DND	0-0-0	0-0-0	DND	DND	0-0-0	1-0-1	0-0-0	0-0-0	0-0-0	DND	0-1-1
12/29	AIC	W, 8-4	DND	DND	0-0-0	0-1-1	DND	DND	0-1-1	1-1-2	0-0-0	0-0-0	1-2-3	0-1-1	0-1-1
12/30	AIC	T, 3-3 (SOW)	DND	DND	0-0-0	0-0-0	DND	DND	0-0-0	0-0-0	0-1-1	0-0-0	0-0-0	0-0-0	0-1-1
1/6	at Union	W, 6-1	DND	DND	0-0-0	1-0-1	DND	DND	0-0-0	0-0-0	0-0-0	1-0-1	2-0-2	0-1-1	1-2-3
1/7	at RPI	W, 6-4	DND	DND	1-0-1	0-0-0	DND	DND	0-0-0	0-0-0	1-0-1	0-0-0	0-0-0	0-0-0	1-1-2
1/14	at Boston Univ.	L, 3-4	DND	DND	0-0-0	0-0-0	DND	DND	0-0-0	0-1-1	0-0-0	0-0-0	0-0-0	0-0-0	1-2-3
1/20	Quinnipiac	W, 4-0	DND	DND	0-0-0	0-1-1	DND	DND	1-0-1	0-0-0	0-0-0	0-0-0	0-1-1	0-1-1	0-0-0
1/21	Princeton	W, 3-2	DND	DND	0-0-0	0-0-0	DND	DND	0-0-0	0-0-0	1-0-1	0-0-0	0-0-0	0-1-1	1-0-1

Date	Opponent	Score	17 Bancroft	18 Kovich	19 Mack	20 Stienburg	21 Tupker	22 Penney	23 Wallace	24 Malinski	26 Psenicka	27 Suda	28 DeSantis	29 Berard
10/28	at Minn. Duluth	L, 2-3	0-1-1	DND	DND	0-0-0	0-1-1	0-1-1	1-0-1	0-0-0	0-1-1	0-0-0	DND	0-0-0
10/29	at Minn. Duluth	L, 2-4	0-0-0	0-0-0	DND	0-1-1	0-0-0	0-0-0	DND	0-0-0	0-0-0	0-1-1	0-0-0	1-0-1
11/4	at Princeton	W, 3-1	0-0-0	DND	DND	0-0-0	0-0-0	0-1-1	0-0-0	0-0-0	0-0-0	0-0-0	0-0-0	0-1-1
11/5	at Quinnipiac	L, 0-2	DND	0-0-0	DND	0-0-0	0-0-0	0-0-0	0-0-0	0-0-0	0-0-0	0-0-0	0-0-0	0-0-0
11/11	at St. Lawrence	W, 5-1	0-0-0	1-0-1	0-0-0	0-0-0	0-0-0	DND	DND	1-1-2	0-1-1	0-0-0	1-0-1	0-2-2
11/12	at Clarkson	L, 1-4	0-0-0	0-0-0	0-0-0	0-0-0	1-0-1	0-0-0	0-1-1	0-0-0	0-0-0	0-0-0	0-0-0	0-0-0
11/18	Yale	W, 5-2	1-1-2	0-0-0	0-1-1	0-1-1	2-0-2	0-0-0	DND	0-1-1	0-1-1	0-0-0	1-0-1	0-0-0
11/19	Brown	W, 5-1	0-1-1	DND	0-1-1	1-0-1	0-1-1	1-2-3	1-0-1	0-1-1	0-0-0	0-0-0	DND	0-0-0
11/22	Sacred Heart	W, 2-1	0-1-1	0-0-0	1-0-1	0-0-0	0-0-0	1-0-1	DND	0-0-0	0-0-0	0-0-0	0-0-0	0-0-0
11/26	vs. UConn	W, 6-0	3-0-3	DND	0-2-2	1-1-2	0-1-1	0-0-0	0-0-0	0-1-1	1-0-1	0-1-1	DND	0-1-1
12/2	Harvard	L, 1-2 (OT)	0-0-0	DND	0-0-0	0-0-0	0-0-0	0-0-0	0-0-0	0-0-0	0-0-0	0-0-0	0-0-0	0-0-0
12/3	Dartmouth	W, 1-0	0-0-0	DND	0-0-0	0-1-1	0-0-0	0-0-0	0-0-0	0-0-0	0-0-0	0-0-0	0-0-0	0-0-0
12/29	AIC	W, 8-4	0-0-0	DND	2-0-2	0-0-0	0-0-0	1-1-2	DND	0-0-0	2-1-3	0-1-1	1-1-2	0-2-2
12/30	AIC	T, 3-3 (SOW)	0-1-1	0-0-0	0-0-0	DND	0-0-0	0-0-0	DND	0-1-1	1-0-1	0-0-0	2-0-2	0-2-2
1/6	at Union	W, 6-1	0-1-1	DND	0-0-0	DND	0-0-0	0-1-1	0-0-0	0-2-2	0-0-0	0-0-0	0-1-1	1-1-2
1/7	at RPI	W, 6-4	0-0-0	0-0-0	0-0-0	DND	1-0-1	0-0-0	DND	1-0-1	0-0-0	0-0-0	0-4-4	1-3-4
1/14	at Boston Univ.	L, 3-4	0-0-0	DND	0-0-0	DND	0-0-0	0-0-0	0-0-0	1-2-3	0-0-0	0-0-0	0-1-1	1-0-1
1/20	Quinnipiac	W, 4-0	1-0-1	DND	0-0-0	DND	0-0-0	0-0-0	0-0-0	0-2-2	1-0-1	0-2-2	0-1-1	1-0-1
1/21	Princeton	W, 3-2	1-1-2	DND	0-0-0	DND	0-0-0	0-0-0	0-0-0	0-3-3	0-0-0	0-0-0	0-0-0	0-0-0

NOTE: SHADED DENOTES MULTI-GAME POINT STREAK

CORNELL SPECIAL TEAMS GAME-BY-GAME BREAKDOWN

Key:
○ 5-on-4 killed; ● 5-on-4 goal; □ 4-on-3 killed; ■ 4-on-3 goal; ⊙ 5-on-4 major penalty killed; ⊕ 5-on-4 major penalty goal; ▣ 4-on-3 major penalty goal;
⊡ 5-on-3 killed; ⊕ 5-on-3 goal; ◇ 4-on-3 then 5-on-4 killed; ◆ 5-on-4 goal after 4-on-3 killed; ⊙ shorthanded goal; ▣ 4-on-3 major penalty killed

Date	Opponent	1st Per. PPs	2nd Per. PPs	3rd Per. PPs	OT PPs	1st Per. PKs	2nd Per. PKs	3rd Per. PKs	OT PKs
10/28	at Minnesota Duluth	○	○	○		○○	○		
10/29	at Minnesota Duluth	○	○○	○⊡		○○○	●	○	
11/4	at Princeton	○	○●				○○	○●○	
11/5	at Quinnipiac		⊡	○○		○○	⊙	○○	
11/11	at St. Lawrence	○●	●○	○			○○	○⊕	
11/12	at Clarkson	○	○○	⊙○		●○	○●○		
11/18	Yale	○	●●					⊡○○	
11/19	Brown	⊕●		●		○	○	○	
11/22	Sacred Heart	○					○	○	
11/26	vs. UConn		○●	○		○	○	○○	
12/2	Harvard					○			
12/3	Dartmouth		○○			○○	○		
12/29	AIC	○	○	○		○	○		
12/30	AIC			○●○○			○⊡		
1/6	at Union		●●			○	○⊡	○	
1/7	at RPI	⊡	■			○	●●●○○	○●	
1/14	at Boston University	○		●○		○	⊡⊡	●	
1/20	Quinnipiac		●○			○○	○		
1/21	Princeton	●	○○	●			○●		

CORNELL SPECIAL TEAMS BREAKDOWN

Last Friday vs. Quinnipiac					Last Saturday vs. Princeton				Season Totals			
Cornell PP	PPG	Opp.	(Opp Goals)	PP Time	PPG	Opp.	(Opp Goals)	PP Time	PPG/Opp.	(Opp Goals)	Time	PP%
5-on-4	1	2	0	2:44	3	4	0	4:51	16/59	1	90:38	27.1%
5-on-3	—	—	—	—	—	—	—	—	0/3	0	1:36	0.0%
4-on-3	—	—	—	—	—	—	—	—	1/1	0	0:52	100.0%
Cornell PK	PPG	Opp.	(CU Goals)	PK Time	PPG	Opp.	(CU Goals)	PK Time	PPG/Opp.	(CU Goals)	Time	PK%
5-on-4	0	3	0	6:00	1	2	0	3:45	10/72	1	121:58	86.1%
5-on-3	—	—	—	—	—	—	—	—	1/5	0	5:11	80.0%
4-on-3	—	—	—	—	—	—	—	—	0/0	0	0:00	0.0%
Even Strength	CU Goals	Chances	Opp Goals	Time	CU Goals	Chances	Opp Goals	Time	CU Goals	Chances	Opp Goals	Time
4-on-4	0	1	0	2:00	0	1	0	2:00	0	13	0	18:31
3-on-3	—	—	—	—	—	—	—	—	0	0	0	0:00
Cornell Pulled Goalie	CU Goals	Chances	Opp Goals	Time	CU Goals	Chances	Opp Goals	Time	CU Goals	Chances	Opp Goals	Time
6-on-5	—	—	—	—	—	—	—	—	1	7	2	5:09
6-on-4	—	—	—	—	—	—	—	—	0	2	0	1:31
6-on-3	—	—	—	—	—	—	—	—	0	1	0	0:15
Opp. Pulled Goalie	CU Goals	Chances	Opp Goals	Time	CU Goals	Chances	Opp Goals	Time	CU Goals	Chances	Opp Goals	Time
6-on-5	—	—	—	—	0	1	0	1:45	1	4	0	6:29
6-on-4	—	—	—	—	—	—	—	—	1	1	0	0:09
6-on-3	—	—	—	—	—	—	—	—	0	0	0	0:00

Pulled Goalie situations does not include delayed penalty scenarios