



MEN'S HOCKEY GAME NOTES

LYNAH RINK ► 536 CAMPUS ROAD, ITHACA, N.Y. 14853

CORNELLBIGRED.COM ► @CORNELLMHOCKEY ► @CORNELLSPORTS ► @ECACHOCKEY ► @IVYLEAGUE ► #YELLCORNELL



QUINNIPIAC

RECORD: 18-1-3 • 12-0-0 ECAC
USCHO: 1 • USA TODAY: 1



PRINCETON

RECORD: 10-9-0 • 6-7-0 ECAC

FRI., JAN. 20, 2023 • 7:00 P.M. • LYNNAH RINK

GAME NO. 18 | TV: ESPN+ | RADIO: WHCU (870 AM, 97.7 FM)
49TH ALL-TIME MEETING • CORNELL LEADS, 25-19-4 (MORE INFO PG. 7)

CORNELL

RECORD: 10-6-1 • 7-3-0 ECAC
USCHO: 16 • USA TODAY: 12



SAT., JAN. 21, 2023 • 7:00 P.M. • LYNNAH RINK

GAME NO. 19 | TV: ESPN+ | RADIO: WHCU (870 AM, 97.7 FM)
160TH ALL-TIME MEETING • CORNELL LEADS, 98-53-8 (MORE INFO PG. 8)

2022-23 SCHEDULE

DATE	OPPONENT	TV	TIME/SCORE
OCTOBER (0-2-0)			
10/15	OTTAWA (EXH.)	ESPN+	W, 5-1
10/20	GUELPH (EXH.)	ESPN+	W, 8-1
10/28	AT #19 MINN. DULUTH	NCHC.TV	L, 2-3
10/29	AT #19 MINN. DULUTH	NCHC.TV	L, 2-4
NOVEMBER (6-2-0, 4-2-0 ECAC)			
11/4	AT PRINCETON*	ESPN+	W, 3-1
11/5	AT #7 QUINNIPIAC*	ESPN+	L, 0-2
11/11	AT ST. LAWRENCE*	ESPN+	W, 5-1
11/12	AT CLARKSON*	ESPN+	L, 1-4
11/18	YALE*	ESPN+	W, 5-2
11/19	BROWN*	ESPN+	W, 5-1
11/22	SACRED HEART	ESPN+	W, 2-1
THE FROZEN APPLE (NEW YORK, N.Y.)			
11/26	VS. #6 UCONN	ESPN+	W, 6-0
DECEMBER (2-1-1, 1-1-0 ECAC)			
12/2	#7 HARVARD*	ESPN+	L, 1-2 (OT)
12/3	DARTMOUTH*	ESPN+	W, 1-0
12/29	AIC	ESPN+	W, 8-4
12/30	AIC	ESPN+	T, 3-3 (SOW)
JANUARY (2-1-0, 2-0-0 ECAC)			
1/6	AT UNION*	ESPN+	W, 6-1
1/7	AT RPI*	ESPN+	W, 6-4
1/14	AT #7 BOSTON UNIV.	ESPN+	L, 3-4
1/20	#1 QUINNIPIAC*	ESPN+	7 P.M.
1/21	PRINCETON*	ESPN+	7 P.M.
1/27	AT DARTMOUTH*	ESPN+	7 P.M.
1/28	AT HARVARD*	ESPN+	7 P.M.
FEBRUARY			
2/3	RPI*	ESPN+	7 P.M.
2/4	UNION*	ESPN+	7 P.M.
2/10	COLGATE*	ESPN+	7 P.M.
2/11	AT COLGATE*	ESPN+	7:30 P.M.
2/17	CLARKSON*	ESPN+	7 P.M.
2/18	ST. LAWRENCE*	ESPN+	7 P.M.
2/24	AT BROWN*	ESPN+	7 P.M.
2/25	AT YALE*	ESPN+	7 P.M.
MARCH			
ECAC HOCKEY CHAMPIONSHIPS (CAMPUS SITES)			
3/4 - 3/6	FIRST ROUND		TBD
3/11 - 3/13	QUARTERFINALS		TBD
ECAC HOCKEY CHAMPIONSHIPS (LAKE PLACID, N.Y.)			
3/18	SEMIFINALS		TBD
3/19	CHAMPIONSHIP		7:30 p.m.

* - Denotes ECAC Hockey contest
Bold Red CAPS denotes home game
All game times Eastern, subject to change

PUCK DROP

The No. 16-ranked Cornell men's hockey team returns to Lynah Rink this weekend for its first pair of home contests in the 2023 portion of the season, when it hosts top-ranked Quinnipiac and Princeton in a pair of ECAC Hockey contests.

LAST TIME OUT

Cornell, who was ranked No. 15 in last week's USCHO.com poll, fell to then-No. 7 Boston University last Saturday at Agganis Arena, 4-3, in the Big Red's final non-conference game of the season.

Boston University freshman defender Lane Hutson scored with 3.9 seconds left to lift the Terriers over the visiting Big Red. Sophomore goaltender **IAN SHANE** made a season-high 36 saves in the setback for Cornell.

Shane's 36 saves were the most by the Big Red netminder since he registered a 42-save shutout over Quinnipiac last year in Hamden on Feb. 25, 2022.

Senior defenseman **SAM MALINSKI** and junior forward **GABRIEL SEGER** each had a goal and two assists in the loss.

LYNAH FAITHFUL

Playing in front of the Lynah Faithful has heavily favored Cornell since **MIKE SCHAFER** took over as head coach prior to the 1995-96 season.

Under Schafer, the Big Red is 266-102-45 at Lynah Rink (.698). According to data from CollegeHockeyNews.com's database, Cornell has the sixth-best home win percentage in that span. Only Michigan (.751), Quinnipiac (.724), North Dakota (.724), Boston College (.712), and Denver (.705) have higher win percentages at their respective home rinks.

Cornell has been a hostile place to play college hockey dating back to 2017-18, as the Big Red is 52-13-6 (.775) at Lynah Rink in the span, which trails Minnesota State's .847 clip (90-15-3).

SEEING DOUBLE

Senior forward **BEN BERARD** was held to one point in the Big Red's loss to Boston University last Saturday, snapping his streak of games with multiple points at four.

As one streak ends, another one could potentially begin. With a multi-point game on Friday, junior forward **GABRIEL SEGER** would join Berard and five others with the second-longest streak of consecutive multi-point games.

Should Seger log multiple points against Quinnipiac, he and Berard would be the second pair of Cornell teammates under head coach **MIKE SCHAFER** to have at least four consecutive games with multiple points. **MARK SCOLLAN** (2-7—9) and **MATT COONEY** (3-5—8) each had four-game point streaks in 1995-96, which was Schafer's first as the Big Red's head coach.

NCAA LEADERS

HIGHEST DIVISION I HOME WIN PERCENTAGE
Since 2017-18 Season (as of 1/18/23)

School	W	L	T	W%
Minnesota State	90	15	3	.847
Cornell	52	13	6	.775
Denver	72	18	9	.773
St. Cloud State	67	18	8	.763
Harvard	47	16	5	.728
Clarkson	61	20	13	.718
North Dakota	69	25	9	.714
UMass	68	27	4	.707
Quinnipiac	66	27	4	.701

CORNELL HISTORY

MULTI-POINT GAME STREAKS OF 4+ GAMES
Mike Schafer Era (Since 1995-96)

Player	Season	Games	G	A	PTS
Morgan Barron	2018-19	5	3	7	10
Riley Nash	2009-10	4	4	6	10
Morgan Barron	2019-20	4	5	5	10
Ben Berard	2022-23	4	2	8	10
Mark Scollan	1995-96	4	2	7	9
Stephen Băby	2000-01	4	4	5	9
Matt Cooney	1995-96	4	3	5	8

2022-23 CORNELL MEN'S HOCKEY ROSTER

NO	NAME (Pronunciation)	POS	YR	HT	WT	S/C	HOMETOWN	LAST TEAM	NHL
2	Peter Muzyka (<i>mew-ZEE-kuh</i>)	D	6-3	194	Sr.	L	Toronto, Ontario	New Mexico Ice Wolves (NAHL)	
3	Jack O'Brien	D	6-0	170	Fr.	L	White Rock, British Columbia	Nanaimo Clippers (BCHL)	
4	Hank Kempf (<i>KEHM-ph</i>)	D	6-2	200	So.	L	Wilmette, Ill.	Muskegon Lumberjacks (USHL)	NYR '21
5	Sebastian Dirven	D	6-3	205	Sr.	L	Bainsville, Ontario	Central Illinois Flying Aces (USHL)	
7	Jimmy Rayhill	D	5-9	175	So.	R	New Hartford, N.Y.	Odessa Jackalopes (NAHL)	
8	Jack Lagerstrom (<i>LAH-gher-strum</i>)	D	6-2	177	Jr.	R	Edina, Minn.	Tri-City Storm (USHL)	
9	Jack O'Leary	F	5-7	162	Jr.	R	St. James, N.Y.	Cedar Rapids RoughRiders (USHL)	
10	Travis Mitchell C	D	6-3	207	Sr.	L	South Lyon, Mich.	Omaha Lancers (USHL)	
11	Sean Donaldson	F	5-11	180	Fr.	L	Vancouver, British Columbia	Nanaimo Clippers (BCHL)	
12	Tim Rego (<i>REE-go</i>)	D	6-0	172	Jr.	R	Mansfield, Mass.	Brooks Bandits (AJHL)	
13	Jack Malone	F	6-1	193	Sr.	R	Madison, N.J.	Youngstown Phantoms (USHL)	VAN '19
15	Max Andreev A (<i>on-DRAY-ev</i>)	F	6-0	182	Sr.	L	Moscow, Russia	Central Illinois Flying Aces (USHL)	
16	Gabriel Seger (<i>SEE-gher</i>)	F	6-4	210	Sr.	L	Uppsala, Sweden	Union College (ECAC)	
17	Dalton Bancroft	F	6-3	200	Fr.	R	Madoc, Ontario	Trenton Golden Hawks (OJHL)	
18	Kyler Kovich	F	6-2	182	So.	L	Coquitlam, British Columbia	Tri-City Storm (USHL)	
19	Sullivan Mack	F	6-1	189	So.	L	Anchorage, Alaska	Salmon Arm Silverbacks (BCHL)	
20	Matt Stienburg A (<i>STINE-burg</i>)	F	6-2	195	Sr.	R	Halifax, Nova Scotia	St. Andrew's College (CISAA)	COL '19
21	Zach Tupker	F	6-1	197	Sr.	L	Collingwood, Ontario	Carleton Place Canadians (CCHL)	
22	Kyle Penney	F	6-1	204	Jr.	L	Lawrencetown, Nova Scotia	Chilliwack Chiefs (BCHL)	
23	Winter Wallace	F	6-3	215	Fr.	R	Boulder, Colo.	Youngstown Phantoms (USHL)	
24	Sam Malinski C (<i>muh-lin-skee</i>)	D	5-11	189	Sr.	R	Lakeville, Minn.	Bismarck Bobcats (NAHL)	
26	Ondrej Psenicka (<i>ON-dray zeh-NEET-skuh</i>)	F	6-6	211	So.	L	Praha, Czechia	Waterloo Black Hawks (USHL)	
27	Michael Suda (<i>SOO-duh</i>)	D	6-1	180	So.	L	Cheektowaga, N.Y.	Fargo Force (USHL)	
28	Nick DeSantis (<i>dih-san-TISS</i>)	F	5-9	155	Fr.	R	Collegeville, Pa.	Madison Capitols (USHL)	
29	Ben Berard	F	6-0	191	Sr.	L	Duncan, British Columbia	Powell River Kings (BCHL)	
30	Ian Shane	G	6-0	167	So.	L	Manhattan Beach, Calif.	Bismarck Bobcats (NAHL)	
33	Remington Keopple (<i>KEH-pull</i>)	G	6-2	190	Fr.	L	New Richmond, Wis.	Des Moines Buccaneers (USHL)	
34	Ryan McInchak (<i>mick-IN-chack</i>)	G	6-0	175	Jr.	L	Trenton, Mich.	American International College (AHA)	


















COACHING STAFF

Head Coach:	Mike Schafer (<i>SHAY-fur</i>)
Associate Head Coach:	Ben Syer (<i>SIGH-er</i>)
Assistant Coach:	Sean Flanagan
Volunteer Ast. Coach:	Mitch Stephens
Director of Hockey Ops:	Ben Russell
Athletic Trainer:	Ed Kelly
Equipment Manager:	Sean Schmidt

ROSTER BREAKDOWN BY CLASS

FRESHMAN (6)	SOPHOMORE (7)	JUNIOR (6)	SENIOR (9)
3 O'Brien	4 Kempf	8 Lagerstrom	2 Muzyka
11 Donaldson	6 Kovich	9 O'Leary	5 Dirven
17 Bancroft	7 Rayhill	12 Rego	10 Mitchell
23 Wallace	19 Mack	16 Seger	13 Malone
28 DeSantis	26 Psenicka	22 Penney	15 Andreev
33 Keopple	27 Suda	34 McInchak	20 Stienburg
	30 Shane		21 Tupker
			24 Malinski
			29 Berard

ROSTER BREAKDOWN BY STATE / PROVINCE / COUNTRY

 British Columbia	4	 Alaska	1	 New Jersey	1
 Ontario	4	 California	1	 Pennsylvania	1
 New York	3	 Colorado	1	 Russia	1
 Michigan	2	 Czechia	1	 Sweden	1
 Minnesota	2	 Illinois	1	 Wisconsin	1
 Nova Scotia	2	 Massachusetts	1		

CORNELL QUICK FACTS

GENERAL INFORMATION

Location	Ithaca, N.Y.
Enrollment (2021 Undergraduate)	15,503
Founded	1865
Nickname	Big Red
School Colors	Carmelian Red (Pantone 187) and White
Conference	Ivy League / ECAC Hockey
President	Martha E. Pollack
Meakam*Smith Director of Athletics	Dr. Nicki Moore
Athletics Website	CornellBigRed.com
Ticket Office Phone	607.255.4247
Ticket Office Website	BigRedTix.com

HISTORY

Seasons of Hockey	106th
First Season	1900-01
All-Time Record (Win %)	1198-751-153 (.606)
Cleary Cup (Regular-Season Titles) (last)	11 (2020)
Whitlaw Cup (ECAC Championships) (last)	12 (2010)
NCAA Tournament Appearances (last)	22 (2019)
Most Consecutive NCAA Appearances	4 (1967-70)
Frozen Four Appearances (last)	8 (2003)
National Championships	2 (1967, 1970)
NCAA Tournament Record (Win %)	19-25 (.432)

LYNAH RINK

Year Opened (Seasons)	1957
Capacity	4,267
All-Time Record (Win %)	595-227-70 (.706)
Under Mike Schafer (Win %)	266-102-45 (.699)

COACHING STAFF

Head Coach	Mike Schafer (Cornell '86)
Record at Cornell	509-277-104 (.630)
Overall Record	Same as above
Associate Head Coach	Ben Syer (Western Ontario '98)
Assistant Coach	Sean Flanagan (St. Lawrence '10)
Volunteer Assistant	Mitch Stephens (Geneseo '07)
Director of Hockey Operations	Ben Russell (Cornell '20)

2021-22 REVIEW

Overall Record	18-10-4
ECAC Hockey Record (Finish)	12-6-4 (4th)
Home Record	9-4-3
Road Record	8-6-1
Neutral Record	1-0-0
ECAC Hockey Championship	No. 4 seed / Quarterfinals
	Lost to Colgate in best-of-three series (2-1)
NCAA Tournament	Not selected
USCHO.com Poll Ranking (final)	Not ranked / RV
USA Today Poll Ranking (final)	Not ranked

2022-23 TEAM INFORMATION

Letterwinners Returning / Lost	20 / 10
Newcomers	8
Fr / So / Jr / Sr	6 / 7 / 6 / 9

COMMUNICATIONS

Jeremy Hartigan	
Associate Director of Athletics for Communications	
Marshall Haim	
Assistant Director of Athletic Communications (MIH)	
Phone	716.465.4945
Email	mh2348@cornell.edu
Matthew Jensen	
Assistant Director of Athletic Communications	
Aaron Kelly	
Communications Coordinator	

Mailing Address	Cornell University Athletics
	Teagle Hall, 512 Campus Road, Ithaca, N.Y., 14853
Twitter / Instagram	@CornellSports
Facebook	/CornellSports


#YELLCORNELL


TALE OF THE TAPE


as of 1/18/23

			
Overall Record	10-6-1	18-1-3	10-9-0
60-Minute Record	10-5-2	18-1-3	8-7-4
Overtime Record	0-1-1	0-0-3	2-2-0
Shootout Record	1-0	2-1	0-0
Team Offense	3.47	4.14	3.00
National Rank	10th	2nd	T-25th
Conf. Offense	3.30	4.33	2.85
Conf. Rank	4th	1st	5th
Team Defense	2.18	1.73	2.84
National Rank	4th	1st	34th
Conf. Defense	1.80	1.33	2.85
Conf. Rank	2nd	1st	8th
Power Play Pct.	24.5%	26.3%	17.6%
National Rank	14th	4th	39th
Conf. Power Play Pct.	33.3%	26.4%	20.0%
Conf. Rank	1st	4th	7th
Penalty Kill Pct.	85.1%	82.5%	80.2%
National Rank	10th	18th	32nd
Conf. PK Pct.	81.0%	91.2%	74.5%
Conf. Rank	6th	1st	12th


Faceoff Percentages


	CORNELL (53.7%; 7th)	W	L	PCT
16	Gabriel Seger	149	88	62.9
21	Zach Tupker	148	108	57.8
15	Max Andreev	126	130	49.2
22	Kyle Penney	38	45	45.8
13	Jack Malone	37	44	45.7


	QUINNIPIAC (56.7%; 2nd)	W	L	PCT
19	TJ Friedmann	196	139	58.5
22	Skyler Brind'Amour	267	195	57.8
16	Jacob Guillan	76	57	57.1
27	Desi Burgart	91	69	56.9
14	Victor Czerneckianair	74	69	51.7

	PRINCETON (51.5%; 23rd)	W	L	PCT
15	Spencer Kersten	193	132	59.4
14	Liam Gorman	39	33	54.2
17	Adam Robbins	215	21	50.5
20	Kevin Anderson	24	25	49.0
16	Brendan Gorman	88	106	45.4


POINT SEGER


 Junior forward **GABRIEL SEGER** has had a knack for finding the scoresheet this season, registering at least one point in 12 of the 15 games he has played this year.


 He enters this weekend game with points in his last six games, a career-long streak for the native of Uppsala, Sweden. During his point streak, Seger has recorded an assist in each game, while posting 11 points (three goals, eight assists).


 Seger (5-13—18) paces the Big Red offense with his 18 points, and is one of six players with a double-digit point total. The others with 10-plus points this year include senior **BEN BERARD** (4-12—16), freshman **NICK DESANTIS** (5-7—12), senior **SAM MALINSKI** (3-9—12), freshman **DALTON BANCROFT** (4-6—10), and senior **MAX ANDREEV** (3-7—10).

FRESH(MAN) POINT STREAK


 Freshman forward **NICK DESANTIS** has registered a point in each of his last five games, which is the first instance since **BEN BERARD** in 2019-20.


 DeSantis is the 10th different freshman (12th occurrence) under head coach **MIKE SCHAFER** that a freshman has had a five-game point streak.


 With a point against Quinnipiac on Friday, DeSantis would become the third Cornell freshman to have a six-game point streak, joining the likes of **RYAN VESCE** (eight-game streak in 2000-01) and **MORGAN BARRON** (seven-game streak in 2017-18).

 The five-game point streak is tied with **KYLE KNOPP** (1995-96), **RYAN MOYNIHAN** (1996-97), **DENIS LADOUER** (1998-99), **TOPHER SCOTT** (twice in 2004-05), **RILEY NASH** (twice in 2007-08), **JOEL LOWRY** (2012-13), and Berard (2019-20).

BLUELINE + GOALS = RED

 Senior defenseman **SAM MALINSKI** enters the weekend riding a four-game point streak, which is the third time the Lakeville, Minn., native has had points in four consecutive games.

 With a point in his next game, Malinski would be the first Cornell defenseman with a five-game point streak since **YANNI KALDIS** had a five-game streak during the 2019-20 season.

 Should Malinski have a point in both games this weekend, he would be the first Cornell blueliner with a six-game point streak since **ALEX GREEN** early on in 2019-20.

CORNELL HISTORY

LONGEST POINT STREAKS BY A FRESHMAN

Mike Schafer Era (Since 1995-96)

Player	Season	Games	G	A	PTS
Ryan Vesce	2000-01	8	2	11	13
Morgan Barron	2017-18	7	3	4	7
Kyle Knopp	1995-96	5	5	4	9
Ryan Moynihan	1996-97	5	1	5	6
Denis Ladouer	1998-99	5	5	2	7
Topher Scott	2004-05	5	1	6	7
		5	2	5	7
Riley Nash	2007-08	5	3	5	8
		5	2	5	7
Joel Lowry	2012-13	5	2	3	5
Ben Berard	2019-20	5	1	5	6
Nick DeSantis	2022-23	5	3	7	10

TOP-20 RANKINGS

DCU / USCHO.com Poll (as of 1/16/23)

Bold denotes Cornell opponent in 2022-23

TEAM	Record	Last	Pts
1. Quinnipiac (39)	18-1-3	1	987
2. Minnesota (6)	17-6-1	2	935
3. Denver (4)	19-5-0	4	920
4. St. Cloud State (1)	16-6-0	3	826
5. Boston University	15-6-0	7	780
6. Penn State	17-6-1	5	723
7. Ohio State	15-8-1	8	672
8. Michigan	13-8-1	6	666
9. Harvard	12-4-1	9	642
10. Western Michigan	14-9-1	12	562
11. Merrimack	15-7-1	10	447
12. Providence	12-6-6	14	360
13. UConn	13-7-3	11	345
14. Michigan Tech	15-7-3	13	331
15. Michigan State	13-11-2	T-17	299
16. Cornell	10-6-1	15	293
17. Minnesota State	14-9-1	T-17	282
18. Boston College	9-6-4	20	134
19. UMass Lowell	12-9-1	16	113
20. RIT	15-6-1	RV	65

Receiving votes: Notre Dame (27), Omaha (26), Northeastern (19), UMass (17), Alaska (12), Bowling Green (4), AIC (3), Bemidji State (3), Colorado College (3), North Dakota (3), Sacred Heart (1)

USA Today/USA Hockey Magazine Poll (as of 1/16/23)

Bold denotes Cornell opponent in 2022-23

TEAM	Record	Last	Pts
1. Quinnipiac (29)	18-1-3	1	674
2. Minnesota (4)	17-6-1	2	635
3. Denver	19-5-0	3	618
4. St. Cloud State (1)	16-6-0	4	565
5. Boston University	15-6-0	7	524
6. Penn State	17-6-1	5	500
7. Michigan	13-8-1	6	464
8. Ohio State	15-8-1	8	454
9. Harvard	12-4-1	9	414
10. Western Michigan	14-9-1	12	376
11. Merrimack	15-7-1	10	316
12. Cornell	10-6-1	14	259
13. Providence	12-6-6	15	226
14. Michigan Tech	15-7-3	13	224
15. Michigan State	13-11-2	16	217
16. UConn	13-7-3	11	192
17. Minnesota State	14-9-1	18	188
18. Boston College	9-6-4	19	111
19. RIT	15-6-1	RV	43
20. UMass Lowell	12-9-1	20	42

Receiving votes: UMass (16), Northeastern (14), Omaha (13), Alaska (9), Bemidji State (7), North Dakota (4), Long Island (1)

SHARING THE WEALTH

Cornell, so far this year, has had 21 players score at least one goal this season. This marks the sixth consecutive year that the Big Red has had at least 20 goal-scorers in a season.

All 22 skaters who have played for Cornell this season have registered a point, which is the most since the 2019-20 season (23).

NONE SHALL PASS

Cornell enters this weekend boasting one of the nation's top scoring defenses. The Big Red has yielded 37 goals allowed so far this year, which ranks as the fewest by a Division I program.

The Big Red's 2.18 goals per game average ranks fourth in the nation, trailing Quinnipiac (1.73), St. Cloud State (1.95), and Denver (2.08).

Historically, Cornell has boasted one of the stingier defensive units in Division I hockey. The Big Red has ranked in the top 10 in scoring defense in five of the last six seasons. The lone year was 2020-21, which the Big Red did not play due to the COVID-19 pandemic.

Since 2016-17, Cornell has allowed 360 goals which stands as the fewest by a Division I team in that span. The Big Red has averaged 1.98 goals allowed per game during the stretch, ranking second nationally, only behind Minnesota State (1.85).

WELCOMING THE TOP 'CAT

Friday's game against top-ranked Quinnipiac will mark just the second time in program history since 1997-98 that Cornell will be hosting the No. 1 team in the nation.

Since the introduction of the USCHO.com poll prior to the 1997-98 season, Cornell has played the top-ranked team on 10 occasions. Eight of those 10 instances have come against Quinnipiac, with the first seven happening on the Bobcats' home ice.

Over the previous 10 meetings against the top-ranked team in the country, Cornell has a 4-5-1 record. Four of the last seven games have gone to overtime, including a double-overtime contest on March 17, 2013, in the final game of a best-of-three series in the quarterfinals of the ECAC Hockey Championship.

The last time Cornell played the No. 1 team in the country came nearly one year ago to the date, Jan. 22, 2022, when it hosted a top-ranked Quinnipiac squad. **BEN BERARD** lifted Cornell to a 2-1 victory over the Bobcats thanks to a pair of power-play goals, with the latter coming with 16 seconds left in overtime.

KILL, RED, KILL

Over its last 11 games, Cornell has successfully killed off 34 of its last 39 penalties (87.1 percent).

Four of the five power-play goals allowed by the Big Red since Nov. 18 came on Jan. 7 at RPI. Three of the four markers came during a five-minute power play.

Cornell currently ranks 10th nationally in penalty kill percentage (57-of-67 — 85.1 percent). The Big Red's mark is third in ECAC Hockey, only behind Dartmouth (91.5 percent) and Harvard (85.7 percent).

SHANE'S WORLD

Sophomore goaltender **IAN SHANE** has been strong between the pipes for Cornell so far this year, posting a 1.83 goals-against average, which ranks fourth nationally.

Shane trails a pair of ECAC Hockey counterparts in Yale's Luke Pearson (1.25) and Quinnipiac's Yaniv Perets (1.67). St. Cloud State's Dominic Basse is between the two ECAC players with a 1.61 clip.

Over Shane's last 10 games, he is 7-2-1 with a 1.81 goals-against average and a .910 save percentage (182 saves on 200 shots).

During the stretch, Shane has a pair of shutouts which came against then-No. 6 UConn on Nov. 26 at Madison Square Garden, and Dec. 3 against Dartmouth.

NCAA LEADERS

FEWEST GOALS ALLOWED IN DIVISION I

This Season (as of 1/18/23)

School	GP	GA	AVG
Cornell	17	37	2.18
Quinnipiac	22	38	1.73
Harvard	17	39	2.29
St. Cloud State	22	43	1.95
UMass Lowell	22	48	2.18
Brown	19	48	2.53
Yale	17	48	2.82
Alaska	22	49	2.23
Denver	24	50	2.08
Maine	21	50	2.38

CORNELL HISTORY

CORNELL VS. NO. 1 TEAM IN USCHO.COM POLL

Since Introduction of Poll in 1997-98

Opponent	Date	Result	Score
vs. New Hampshire	3/24/02	L	3-4
at Quinnipiac	3/15/13	W	3-2
at Quinnipiac	3/16/13	L	0-10
at Quinnipiac	3/17/13	L	2-3 (2OT)
vs. Providence	12/28/15	W	2-1 (OT)
at Quinnipiac	2/5/16	T	2-2 (OT)
at Quinnipiac	3/11/16	L	2-5
at Quinnipiac	3/12/16	W	5-4
at Quinnipiac	3/13/16	L	3-6
Quinnipiac	1/22/22	W	2-1 (OT)

NCAA LEADERS

BEST GOALS-AGAINST AVERAGE













This Season (as of 1/18/23)

GOALTENDER	MIN	GA	GAA
Y Luke Pearson	478:41	10	1.25
SCS Dominic Basse	596:18	16	1.61
Yaniv Perets	1293:50	36	1.67
C Ian Shane	884:41	27	1.83
Victor Ostman	1014:55	33	1.95
Gustavs Davis Grigals	764:51	25	1.96
Justen Close	1217:58	40	1.97

PAIRWISE RANKINGS

NCAA PAIRWISE RANKINGS <small>(as of 1/18/23)</small>			
Bold denotes Cornell opponent in 2022-23			
TEAM	Record	PWR	RPI
1. Minnesota	17-6-1	61	.6142
2. Quinnipiac	18-1-3	60	.6069
3. Penn State	17-6-1	59	.5937
4. Denver	19-5-0	58	.5889
5. St. Cloud	16-6-0	57	.5882
6. Ohio State	15-8-1	55	.5725
7. Boston University	15-6-0	55	.5657
8. Michigan	13-8-1	54	.5607
9. Harvard	12-4-1	53	.5650
10. Western Michigan	14-9-1	52	.5541
11. Merrimack	15-7-1	51	.5470
12. Michigan State	13-11-2	49	.5447
13. Michigan Tech	15-7-3	49	.5422
14. Cornell	10-6-1	47	.5415
15. Minnesota State	14-9-1	47	.5411
16. Providence	12-7-6	46	.5332
17. Boston College	9-6-4	45	.5329
18. Notre Dame	10-11-3	44	.5321
19. Connecticut	13-7-3	44	.5286
20. Alaska	11-9-2	42	.5264
21. RIT	15-6-1	41	.5241
22. Omaha	11-9-2	39	.5235
23. North Dakota	9-10-4	39	.5195
24. Bowling Green	14-12-0	38	.5160
25. UMass Lowell	12-9-1	37	.5152
26. Northeastern	10-9-3	35	.5131
27. UMass	9-10-3	35	.5105
28. Bemidji State	9-8-5	33	.5087
29. Colorado College	10-11-1	32	.5092
30. Princeton	10-9-0	32	.5046
31. Sacred Heart	11-9-1	31	.4973
32. Arizona State	11-14-0	30	.4956
33. Ferris State	10-10-2	30	.4955
34. Wisconsin	9-13-0	28	.4953
35. Clarkson	10-9-3	27	.4931
36. Minnesota Duluth	9-12-1	26	.4923
37. Brown	7-10-2	25	.4935
38. Niagara	11-9-2	24	.4896
39. Colgate	10-10-2	23	.4878
40. Northern Michigan	11-11-0	23	.4863
41. St. Lawrence	11-11-0	23	.4835
42. Maine	9-10-2	20	.4833
43. AIC	12-9-5	20	.4831
44. Miami	7-13-2	18	.4781
45. Union	8-13-2	17	.4708
46. St. Thomas	6-15-1	16	.4624
47. New Hampshire	7-16-1	14	.4608
48. Rensselaer	8-14-1	14	.4489
49. Mercyhurst	6-13-3	13	.4505
50. Holy Cross	7-13-2	12	.4436
51. Vermont	7-13-2	12	.4390
52. Yale	3-10-4	10	.4387
53. LIU	3-15-1	9	.4362
54. Bentley	7-15-0	9	.4320
55. Alaska Anchorage	4-14-0	6	.4318
56. Army	7-13-3	6	.4286
57. Lindenwood	5-15-0	5	.4267
58. Canisius	6-12-2	4	.4255
59. Air Force	6-14-2	4	.4189
60. Lake Superior	4-18-2	2	.4174
61. Dartmouth	2-15-1	1	.4080
62. Stonehill	0-1-0	0	.3169

STANDINGS AND SCHEDULES

ECAC HOCKEY												OVERALL					
Opponent	PTS	GP	W	L	T	OW	OL	SW	GF	GA	GP	W	L	T	GF	GA	
 Quinnipiac	36	12	12	0	0	0	0	0	52	16	22	18	1	3	91	38	
 Harvard	27	12	10	2	0	3	0	0	46	24	17	12	4	1	63	39	
 Cornell	22	10	7	3	0	0	1	0	33	18	17	10	6	1	59	37	
 Princeton	20	13	6	7	0	0	2	0	37	37	19	10	9	0	57	54	
 Colgate	19	10	7	3	0	2	0	0	37	25	22	10	10	2	61	54	
 St. Lawrence	17	10	6	4	0	1	0	0	24	27	23	11	11	0	48	60	
 Clarkson	14	10	4	4	2	0	0	0	27	27	22	10	9	3	62	59	
 Brown	13	12	3	7	2	0	1	1	23	31	19	7	10	2	46	48	
 Union	11	12	3	8	1	0	0	1	22	38	23	8	13	2	53	81	
 RPI	10	12	3	9	0	0	1	0	26	47	24	8	14	1	57	78	
 Yale	9	12	2	8	2	0	0	1	12	36	17	3	10	4	24	48	
 Dartmouth	6	11	1	9	1	0	1	1	21	34	18	2	15	1	38	65	

LAST WEEK'S SCHEDULE		THIS WEEK'S SCHEDULE	
Friday, Jan. 13	Saturday, Jan. 14	Friday, Jan. 20	Saturday, Jan. 20
#9 Harvard 4, Clarkson 1	#7 Boston Univ. 4, #15 Cornell 3	#1 Quinnipiac at #16 Cornell, 7:00	Princeton at #16 Cornell, 7:00
Brown 6, Union 2	#1 Quinnipiac 5, Long Island 2	#9 Harvard at Yale, 7:00	#1 Quinnipiac at Colgate, 7:00
Princeton 5, Long Island 2	#9 Harvard 5, St. Lawrence 0	Dartmouth at Brown, 7:00	#9 Harvard at Brown, 7:00
St. Lawrence 3, Dartmouth 2 (OT)	Brown 3, RPI 0	Princeton at Colgate, 7:00	Clarkson at Union, 4:00
Yale 4, RPI 1	Clarkson 5, Dartmouth 4	Clarkson at RPI, 7:00	St. Lawrence at RPI, 7:00
	Union 0, Yale 0 (SO)	St. Lawrence at Union, 7:00	Dartmouth at Yale, 7:00
	Tuesday, Jan. 17		
	Princeton 3, #12 Providence 2 (OT)		

NOT THROWING AWAY OUR SHOTS

Following the completion of games on Tuesday, according to advanced team statistics on CollegeHockeyNews.com, Cornell ranks seventh in Fenwick percentage.

The Fenwick statistic is similar to Corsi, but Fenwick removes every shot attempt that is blocked by an opponent.

Quinnipiac paces all Division I programs with its 61.5 clip. Minnesota State is behind the Bobcats with a 60.5 percentage.

Cornell currently has a 57.2 Fenwick percentage, thanks to having 750 shot attempts compared to its opponent's 562 figure.

The Big Red rank seventh nationally and second among ECAC Hockey programs. Harvard is the other ECAC program ranking in the top 10 in Fenwick (9th — 56.2 percent).

SECOND PERIOD DOMINANCE

Cornell has excelled in the second period this season, outscoring its opponents by 13 goals (25-12) in the frame.

In comparison, Cornell has outscored its opponents by 10 goals, 34-24, in the other two periods of action.

Along with its plus-13 goal differential in the second period, the Big Red have outshot its opponents by 70 shots in the period, 187-117.

In the opening 40 minutes of play, Cornell has a plus-120 advantage in shots on goal (356-236). In the final period of regulation, the Big Red has a plus-19 advantage (142-123).

BRONZE MEDAL REUNION

Cornell equipment manager **SEAN SCHMIDT** and Quinnipiac equipment manager Rob Kennedy are reuniting for the first time since winning a bronze medal with Team USA at the 2023 IIHF World Junior Championships in Halifax, Nova Scotia, on Jan. 5.

Along with the equipment managers, Quinnipiac head coach Rand Pecknold and its director of hockey operations, Shawn Roche, also worked with Team USA, who defeated Sweden, 8-7, in overtime to win bronze.

Schmidt, Kennedy, Pecknold, and Roche were four of nine coaching and support staff members for Team USA at the World Junior Championship that work full-time with a Division I hockey program. Along with Quinnipiac and Cornell, Dartmouth, Western Michigan, Michigan State, Sacred Heart, and Notre Dame were the other Division I programs represented on Team USA.

NCAA LEADERS

DIVISION I FENWICK LEADERS

This Season (as of 1/18/23)

SCHOOL	SA	SAA	FF%
Quinnipiac	1113	696	61.5%
Minnesota State	1202	785	60.5%
Providence	1281	871	59.5%
Penn State	1393	1016	57.8%
Boston University	1111	817	57.6%
Denver	1184	875	57.5%
Cornell	750	562	57.2%
Ohio State	1230	933	56.9%
Harvard	892	696	56.2%
Western Michigan	1074	849	55.9%

STAT BREAKDOWN

GOALS SCORED BY PERIOD

This Season

Team	1st	2nd	3rd
Cornell	19	25	15
Opponents	13	12	11

SHOTS ON GOAL BY PERIOD

This Season

Team	1st	2nd	3rd
Cornell	169	187	142
Opponents	119	117	123

SEASON RANKS



2022-23 TEAM STATISTICS (as of 1/18/23)

	STAT	NCAA	ECAC
FACEOFF WIN PCT	53.7%	7th	2nd
PENALTY KILL PCT	85.1%	10th	3rd
POWER-PLAY PCT	24.5%	14th	3rd
SCORING DEFENSE	2.18	4th	2nd
SCORING MARGIN	+1.29	8th	3rd
SCORING OFFENSE	3.47	10th	3rd
TOTAL ASSISTS	103	32nd	5th
PIM PER GAME	10.24	36th	9th
TOTAL POINTS	162	32nd	5th
TOTAL PIM	174	55th	10th
POWER-PLAY GOALS	13	42nd	7th
SHORT-HANDED GOALS	1	37th	7th
WIN PERCENTAGE	.618	13th	3rd

INDIVIDUAL LEADERS (as of 1/18/23)

	STAT	NCAA	ECAC
ASSISTS PER GAME			
Gabriel Seger	0.87	10th	4th
Ben Berard	0.71	28th	8th
GOALTENDER WIN PERCENTAGE			
Ian Shane	.633	17th	3rd
GOALS-AGAINST AVERAGE			
Ian Shane	1.83	4th	3rd
HAT TRICKS			
Dalton Bancroft	1	3rd	1st
POINTS PER GAME			
Gabriel Seger	1.20	15th	4th
Ben Berard	0.94	57th	12th
Nick DeSantis	0.92	59th	14th
SAVE PERCENTAGE			
Ian Shane	.915	32nd	7th
SHORT-HANDED GOALS			
Sam Malinski	1	21st	4th
SHUTOUTS			
Ian Shane	2	14th	3rd

IN THE RANKINGS

Date	Pairwise	USCHO	USA Today
Preseason	N/A	19 (118)	19 (85)
Sept. 26	N/A	—	19 (85)
Oct. 3	N/A	19 (106)	19 (96)
Oct. 10	N/A	19 (115)	19 (95)
Oct. 17	N/A	20 (87)	19 (101)
Oct. 24	N/A	20 (106)	20 (106)
Oct. 31	N/A	RV (12)	RV (13)
Nov. 7	N/A	RV (1)	RV (7)
Nov. 14	N/A	NR	NR
Nov. 21	N/A	RV (1)	NR
Nov. 28	N/A	RV (29)	RV (34)
Dec. 5	19	RV (41)	20 (42)
Dec. 12	18	RV (51)	20 (63)
Dec. 19	17	—	RV (53)
Jan. 2	17	18 (123)	17 (115)
Jan. 9	11	15 (311)	14 (258)
Jan. 16	14	16 (293)	12 (259)

Pairwise not acknowledged until December
due to small sample size

JOINING RARE COMPANY

With his successful penalty shot in the Big Red's victory over RPI on Jan. 7, senior forward **ZACH TUPKER** joined an esteemed group of Big Red players in recording a penalty shot goal while donning the Cornellian Red and White.

Tupker became the first Cornell player to score on a penalty shot since **ALEX RAUTER** on Nov. 26, 2016, against New Hampshire at Madison Square Garden in third implementation of the biennial Frozen Apple game.

Being awarded a penalty shot has been a relatively rare feat as of late, as Tupker was the first Cornell player to attempt a penalty shot since **TREVOR YATES** on Feb. 11, 2017, against Yale.

The goal by Tupker marked just the third time a Cornell player has scored on penalty shot over the last 37 years, joining Rauter and **JOE NIEUWENDYK** (Feb. 27, 1987 vs. RPI).

There have only been six converted penalty shots in Cornell program history. Along with Nieuwendyk and Rauter, Tupker joins the likes of **CARLO UGOLINI** (Jan. 20, 1973 vs. Toronto), **BROCK TREDWAY** (Jan. 17, 1979 vs. Clarkson), and **LEN JANKOWSKI** (Feb. 24, 1979 vs. Northeastern).

SCHAFER REACHES MILESTONE

MIKE SCHAFER '86, the Jay R. Bloom '77 Head Coach of Men's Hockey, reached a historic milestone on Nov. 4 in the Big Red's 3-1 win at Princeton.

Schafer logged his 500th career head coaching victory, becoming the 21st Division I hockey head coach to reach the 500-win plateau.

He is the eighth active head coach — the fourth at the Division I level — to register 500 career coaching victories.

The other Division I coaches include Rand Pecknold of Quinnipiac (598), Mercyhurst's Rick Gotkin (594), and Notre Dame's Jeff Jackson (568).

Schafer's 507 career wins are the most by a Cornell hockey head coach, and is the most by any active head coach of Cornell's 37 sports.

FRESH(MAN) HAT TRICK

With his hat trick against UConn at Madison Square Garden on Nov. 26, freshman **DALTON BANCROFT** became the 16th different Cornell freshman to score at least three goals in a game since first-year players were eligible to play beginning in the 1975-76 season.

Bancroft joins the likes of **ROY KERLING** (1977-78), **BROCK TREDWAY** (1977-78), **DUANNE MOESER** (1982-83), **PETE NATYSHAK** (1982-83), **JOE NIEUWENDYK** (1984-85), **CHRIS GRENIER** (1985-86), **CASEY JONES** (1986-87), **TRENT ANDISON** (4 goals in 1987-88), **VINCENT AUGER** (1993-94), **RYAN SMART** (1994-95), **KYLE KNOPP** (1995-96), **MATT MOULSON** (2002-03), **JEFF MALOTT** (2016-17), **KYLE BETTS** (2017-18), and **BEN BERARD** (2019-20).

It was just the second hat trick by a Cornell player in program history at Madison Square Garden, joining **DICK BERTRAND** who did so against St. Lawrence on Dec. 23, 1969. Bertrand later became the head coach of the Big Red for 12 seasons from 1970-82, taking over for the legendary **NED HARKNESS**.

Should Bancroft record another hat trick this season, he would become the sixth Cornell freshman with multiple hat tricks in a season. The others include former NHLers **JOE NIEUWENDYK** and **BROCK TREDWAY**, along with **ROY KERLING**, **DUANNE MOESER**, and **RYAN SMART**.

ECAC PRESEASON POLL

ECAC Hockey announced Sept. 21 during its annual Media Day call that the Cornell hockey team was slated to finish fourth.

Finishing ahead of the Big Red was Quinnipiac, who was dubbed the preseason favorite after finishing with eight first-place votes and a 118-point total. Harvard received the remaining four first-place votes, finishing with 109 points. Clarkson was third with 105 points.

Behind Cornell was Clarkson with 90 points, while Colgate (77) and RPI (70) were picked to finish sixth and seventh, respectively.

St. Lawrence (57), Union (45), Dartmouth (43), Yale (32), Brown (26), and Princeton (20) rounded out the 11-team poll.

CORNELL HISTORY

GOALS SCORED ON PENALTY SHOTS

Cornell Program History

Player	Date	Opponent
Carlo Ugolini	1/20/73	Toronto
Brock Tredway	1/17/79	Clarkson
Len Jankowski	2/24/79	Northeastern
Joe Nieuwendyk	2/27/87	RPI
Alex Rauter	11/26/16	vs. UNH
Zach Tupker	1/7/23	at RPI

NCAA LEADERS

MOST CAREER HEAD COACHING VICTORIES

Active Division I Head Coaches (as of 1/18/23)

Coach	W	L	T	W%
Rand Pecknold	599	334	103	.628
Rick Gotkin	594	493	103	.542
Jeff Jackson	568	294	94	.643
Mike Schafer	509	277	104	.630
Bob Daniels	483	572	110	.462
Frank Serratore	481	501	107	.491
Don Vaughan	463	498	120	.484
Scott Sandelin	437	360	96	.543
Wayne Wilson	424	296	78	.580

SERIES HISTORY



AT



ALL-TIME SERIES

CORNELL LEADS, 25-19-4

Ithaca, N.Y. (Lynah Rink)	13-10-1 (13-10-1)
Hamden, Conn. (M&T Bank Arena)	11-9-3 (10-8-3)
Neutral Sites	1-0-0
Under Mike Schafer	25-19-4

MOST GOALS - CORNELL

Ithaca	9
COR, 9-1 (3/9/18)	
Hamden	6
COR, 6-0 (1/13/06)	

MOST GOALS - QUINNIPIAC

Ithaca	5
QU, 5-4 (OT) (11/7/15)	
Hamden	10
QU, 10-0 (3/16/13)	

GAME-BY-GAME RESULTS

DATE	SITE	RESULT	SCORE
1/6/2001	Ithaca, N.Y.	T	2-2 (OT)
3/23/2002	Worcester, Mass.	W	6-1
12/3/2005	Ithaca, N.Y.	W	2-1
1/13/2006	New Haven, Conn.	W	6-0
11/18/2006	New Haven, Conn.	L	2-5
2/16/2007	Ithaca, N.Y.	W	2-0
3/9/2007	Ithaca, N.Y.	L	0-1 (OT)
3/10/2007	Ithaca, N.Y.	L	2-3
11/3/2007	Ithaca, N.Y.	W	5-3
2/22/2008	Hamden, Conn.	W	3-2 (OT)
11/8/2008	Hamden, Conn.	T	0-0 (OT)
2/6/2009	Ithaca, N.Y.	W	2-1 (OT)
11/21/2009	Ithaca, N.Y.	L	2-3
2/5/2010	Hamden, Conn.	W	2-0
11/12/2010	Ithaca, N.Y.	W	4-1
1/8/2011	Hamden, Conn.	W	3-2 (OT)
3/11/2011	Ithaca, N.Y.	W	2-1
3/12/2011	Ithaca, N.Y.	L	0-1
3/13/2011	Ithaca, N.Y.	W	3-2 (OT)
11/19/2011	Ithaca, N.Y.	W	4-0
1/13/2012	Hamden, Conn.	W	3-2
11/10/2012	Hamden, Conn.	L	1-4
2/8/2013	Ithaca, N.Y.	L	1-4
3/15/2013	Hamden, Conn.	W	3-2
3/16/2013	Hamden, Conn.	L	0-10
3/17/2013	Hamden, Conn.	L	2-3 (2OT)
11/2/2013	Ithaca, N.Y.	L	0-3
2/21/2014	Hamden, Conn.	W	2-1
11/8/2014	Hamden, Conn.	L	0-1
2/6/2015	Ithaca, N.Y.	L	0-1 (OT)
11/7/2015	Ithaca, N.Y.	L	4-5 (OT)
2/5/2016	Hamden, Conn.	T	2-2 (OT)
3/11/2016	Hamden, Conn.	L	2-5
3/12/2016	Hamden, Conn.	W	5-4
3/13/2016	Hamden, Conn.	L	3-6
11/18/2016	Ithaca, N.Y.	L	1-3
1/14/2017	Hamden, Conn.	W	2-1
11/3/2017	Hamden, Conn.	W	2-1
1/6/2018	Ithaca, N.Y.	W	1-0
3/9/2018	Ithaca, N.Y.	W	9-1
3/10/2018	Ithaca, N.Y.	W	2-0
11/16/2018	Ithaca, N.Y.	L	2-4
1/5/2019	Hamden, Conn.	T	2-2 (OT)
11/22/2019	Ithaca, N.Y.	W	2-1
1/31/2020	Hamden, Conn.	L	0-5
1/22/2022	Ithaca, N.Y.	W	2-1 (OT)
2/25/2022	Hamden, Conn.	W	1-0
11/5/2022	Hamden, Conn.	L	0-2

SCOUTING QUINNIPIAC

Quinnipiac enters this weekend riding a 17-game unbeaten streak (16-0-1). The top-ranked Bobcats have won its last eight games since playing to a 2-2 tie against UMass on Nov. 26 in the Friendship Four in Belfast, Northern Ireland.

Colin Graf has powered the Bobcats offense this season with 33 points (11+22) in 22 games. Graf's 11 goals are tied with Jacob Quillan for the team lead. Seven Bobcat players have at least 10 assists so far.

Yaniv Perets has started all 22 games for Quinnipiac, logging a 1.67 goals-against average and a .922 save percentage over 1293:50 minutes of action.

SERIES HISTORY

Friday marks be the 49th all-time meeting between Cornell and Quinnipiac. Cornell holds onto a 25-19-4 lead in the series and is 8-3-1 over its last 12 meetings against the Bobcats.

Cornell has won five of its last six home games against Quinnipiac. During the span, the Big Red has outscored its ECAC Hockey rival at Lynah Rink, 18-7.

Quinnipiac has stymied Cornell's offense recently, holding the Big Red to two goals or less in 12 of the last 13 meetings.

CORNELL - QUINNIPIAC CONNECTIONS

BEN BERARD played with Jayden Lee on the Powell River Kings in 2018-19.

SEBASTIAN DIRVEN and **MAX ANDREEV** played with Zach Metsa in 2017-18 on the Central Illinois Flying Aces.

HANK KEMPF spent time with Charles-Alexis Legault, Iivari Räsänen, and Christophe Fillion on the Muskegon Lumberjacks from 2019-21. Cristophe Tellier also was on the Lumberjacks in 2020-21.

JACK LAGERSTROM was on the Tri-City Storm with Joey Cipollone and Victor Czerneckianair in 2019-20. **KYLER KOVICH** played on the Storm in 2020-21 with Chase Clark and Czerneckianair.

SAM MALINSKI and Jake Johnson were teammates on the Cedar Rapids RoughRiders in 2017-18.

PETER MUZYKA and **JACK MALONE** played on the Youngstown Phantoms with Zach Metsa for the 2017-18 season.

JACK O'LEARY and **WINTER WALLACE** played on the 2020-21 Lincoln Stars with Charles-Alexis Legault.

TIM REGO and Anthony Cipollone were teammates on the Brooks Bandits for the 2020-21 season.

GABRIEL SEGER and Collin Graf were teammates at Union last season.

IAN SHANE and Samuel Lipkin were teammates on the Chicago Steel from 2019-21. Shane was also teammates with Noah Altman on the Bismarck Bobcats during the 2020-21 season.

MATT STIENBURG and Alex Power played at St. Andrew's College for two seasons from 2017-19.

CORNELL PLAYER STATS VS. QUINNIPIAC

Player	GP	G	A	PTS	SH	SH%	PIM	PPG	SHG	BLK	FOW	FOL	FO%
Ben Berard	5	2	1	3	5	40.0%	2	0	0	2	0	2	0.0%
Jack Malone	5	1	2	3	2	50.0%	12	0	0	2	0	1	0.0%
Sam Malinski	5	0	2	2	5	0.0%	14	0	0	10	0	0	—
Max Andreev	5	0	1	1	2	0.0%	0	0	0	0	24	35	40.7%
Travis Mitchell	5	0	1	1	5	0.0%	14	0	0	7	0	0	—
Tim Rego	3	0	1	1	1	0.0%	0	0	0	3	0	0	—
Sebastian Dirven	5	0	0	0	4	0.0%	2	0	0	6	0	0	—
Gabriel Seger	5	0	0	0	2	0.0%	15	0	0	2	23	44	34.3%
Matt Stienburg	4	0	0	0	4	0.0%	18	0	0	9	3	11	21.4%
Zach Tupker	4	0	0	0	3	0.0%	0	0	0	1	18	14	56.3%
Hank Kempf	3	0	0	0	2	0.0%	0	0	0	6	0	0	—
Kyle Penney	3	0	0	0	3	0.0%	0	0	0	4	1	5	16.7%
Ondrej Psenicka	3	0	0	0	8	0.0%	0	0	0	5	9	8	52.9%
Kyler Kovich	2	0	0	0	1	0.0%	2	0	0	0	0	0	—
Jack Lagerstrom	2	0	0	0	1	0.0%	2	0	0	0	0	0	—
Sullivan Mack	2	0	0	0	2	0.0%	0	0	0	2	0	0	—
Jack O'Leary	2	0	0	0	0	0.0%	0	0	0	1	0	0	—
Nick DeSantis	1	0	0	0	1	0.0%	0	0	0	0	0	0	—
Peter Muzyka	1	0	0	0	0	0.0%	0	0	0	0	0	0	—
Michael Suda	1	0	0	0	0	0.0%	0	0	0	1	0	0	—
Winter Wallace	1	0	0	0	0	0.0%	2	0	0	1	0	0	—
TOTALS	67	3	8	11	51	5.9%	83	0	0	62	78	120	39.4%
Player	GP	GS	MIN	GA	GAA	SV	SV%	W	L	T	SHO	PPG	SHG
Ian Shane	3	3	182:34	2	0.66	101	.981	2	1	0	1	0	0

SERIES HISTORY



ALL-TIME SERIES

CORNELL LEADS, 98-53-8

Ithaca, N.Y. (Lynah Rink)	50-15-3 (50-14-3)
Princeton, N.J. (Hobey Baker Rink)	43-27-5 (43-27-5)
Neutral Sites	5-11-0
Under Mike Schafer	43-17-3

MOST GOALS - CORNELL

Ithaca	11
COR, 11-0 (1/27/77)	
Princeton	12
COR, 12-1 (2/26/72)	

MOST GOALS - PRINCETON

Ithaca	13
PRIN, 13-1 (12/19/57)	
Princeton	14
PRIN, 14-1 (1/21/28)	

GAME-BY-GAME RESULTS (SCHAFFER ERA)

DATE	SITE	RESULT	SCORE
12/2/1995	Ithaca, N.Y.	T	5-5 (OT)
2/2/1996	Princeton, N.J.	W	3-2 (OT)
11/23/1996	Princeton, N.J.	W	3-1
1/31/1997	Ithaca, N.Y.	W	4-2
11/21/1997	Ithaca, N.Y.	W	2-1
2/7/1998	Princeton, N.J.	W	4-1
3/19/1998	Lake Placid, N.Y.	L	2-6
1/29/1999	Princeton, N.J.	L	2-3
2/6/1999	Ithaca, N.Y.	W	8-4
3/12/1999	Princeton, N.J.	T	4-4 (OT)
3/13/1999	Princeton, N.J.	L	5-6
12/3/1999	Princeton, N.J.	L	2-5
3/4/2000	Ithaca, N.Y.	W	5-3
12/2/2000	Ithaca, N.Y.	W	3-0
2/9/2001	Princeton, N.J.	L	1-4
3/9/2001	Ithaca, N.Y.	W	3-2 (OT)
3/10/2001	Ithaca, N.Y.	W	2-1
12/1/2001	Princeton, N.J.	W	4-0
2/8/2002	Ithaca, N.Y.	W	5-1
11/9/2002	Ithaca, N.Y.	W	3-0
2/28/2003	Princeton, N.J.	W	2-1
11/8/2003	Princeton, N.J.	W	7-0
2/13/2004	Ithaca, N.Y.	W	6-1
12/4/2004	Ithaca, N.Y.	W	5-3
2/11/2005	Princeton, N.J.	W	5-0
12/2/2005	Ithaca, N.Y.	W	4-1
1/14/2006	Princeton, N.J.	L	0-3
11/17/2006	Princeton, N.J.	W	3-2
2/17/2007	Ithaca, N.Y.	W	8-4
11/2/2007	Ithaca, N.Y.	L	2-3
2/23/2008	Princeton, N.J.	L	1-2
11/7/2008	Princeton, N.J.	W	1-0
2/7/2009	Ithaca, N.Y.	L	1-2
3/20/2009	Albany, N.Y.	W	4-3 (2OT)
11/20/2009	Ithaca, N.Y.	W	5-2
12/30/2009	Estero, Fla.	L	2-3
2/6/2010	Princeton, N.J.	L	3-5
11/13/2010	Ithaca, N.Y.	L	1-2 (OT)
1/7/2011	Princeton, N.J.	W	2-1
11/18/2011	Ithaca, N.Y.	W	4-0
1/14/2012	Princeton, N.J.	T	3-3 (OT)
11/9/2012	Princeton, N.J.	L	3-5
2/9/2013	Ithaca, N.Y.	L	0-1
3/8/2013	Princeton, N.J.	W	4-0
3/9/2013	Princeton, N.J.	W	4-2
11/1/2013	Ithaca, N.Y.	W	4-2
2/22/2014	Princeton, N.J.	W	4-1
11/7/2014	Princeton, N.J.	L	1-2
2/7/2015	Ithaca, N.Y.	W	4-2
11/6/2015	Ithaca, N.Y.	W	4-3
2/6/2016	Princeton, N.J.	W	1-0
11/19/2016	Ithaca, N.Y.	W	4-2
1/13/2017	Princeton, N.J.	W	5-1
11/4/2017	Princeton, N.J.	W	5-4
1/5/2018	Ithaca, N.Y.	W	7-1
3/16/2018	Lake Placid, N.Y.	L	1-4
11/17/2018	Ithaca, N.Y.	W	5-1
1/4/2019	Princeton, N.J.	W	3-2
11/23/2019	Ithaca, N.Y.	W	5-1
2/1/2020	Princeton, N.J.	W	5-3
1/21/2022	Ithaca, N.Y.	L	4-5
2/26/2022	Princeton, N.J.	W	4-0
11/4/2022	Princeton, N.J.	W	3-1

SCOUTING PRINCETON

- Princeton is coming off a 3-2 overtime victory over No. 12 Providence at Hobey Baker Memorial Rink on Tuesday night.
- Jack Cronin scored the game-winner for the Tigers at the 3:07 mark of the extra period. David Ma and Pito Walton each registered two assists for the victors.
- The Tigers have won eight of its last 11 games, posting a 8-3-0 record since Nov. 26. Princeton enters the weekend having won its last three games over Dartmouth, Long Island, and Providence.
- Liam Gorman (10-6—16), Ian Murphy (6-10—16), and Walton (4-12—16) pace Princeton's offense this season, which has eight players with 10-plus points this year.
- Ethan Pearson has started 16 of Princeton's 19 games this season, logging a 10-6-0 record with a 2.32 goals-against average and a .918 save percentage.

SERIES HISTORY

- Saturday will be the 160th meeting between the Big Red and Tigers in a series that dates back to 1900-01. Cornell holds onto the series lead, 98-53-8.
- The series has heavily favored the Big Red recently, as Cornell is 17-3-0 over its last 20 against Princeton.
- Cornell is 22-5-1 over its last 28 games played against Princeton at Lynah Rink since MIKE SCHAFFER took over the Big Red program. In the last meeting in Ithaca between the Ancient Eight programs, Princeton snapped Cornell's seven-game win streak in front of the Lynah Faithful, 5-4, on Jan. 21.

CORNELL - PRINCETON CONNECTIONS

- IAN SHANE played on the Chicago Steel with David Ma for two seasons from 2019-21. Shane also played with Adam Robbins during the 2020-21 campaign.
- HANK KEMPF and Alex Konovalov played on the Muskegon Lumberjacks in 2019-20.
- TRAVIS MITCHELL and Joe Berg spent the 2017-18 season playing together on the Omaha Lancers.
- JACK O'BRIEN and KYLER KOVICH played on the Nanaimo Clippers alongside Mackenzie Merriman for two seasons from 2018-20. SEAN DONALDSON and Mike Kennedy were also on the Clippers in 2019-20.
- JIMMY RAYHILL was on the same Odessa Jackalopes team from 2020-21 which featured Alex Konovalov.
- JACK LAGERSTROM played on the Tri-City Storm with Joe Berg and Ian Murphy in 2019-20.
- SEAN DONALDSON played on the Prince George Spruce Kings in 2018-19 with Brendan Wang.

CORNELL PLAYER STATS VS. PRINCETON

Player	GP	G	A	PTS	SH	SH%	PIM	PPG	SHG	BLK	FOW	FOL	FO%
Gabriel Seger	8	4	3	7	10	40.0%	15	1	0	5	63	43	59.4%
Max Andreev	5	1	5	6	7	14.3%	8	0	0	4	28	19	59.6%
Sam Malinski	5	0	6	6	13	0.0%	2	0	0	1	0	0	—
Ben Berard	5	0	2	2	12	0.0%	0	1	0	4	1	1	50.0%
Travis Mitchell	5	0	2	2	9	0.0%	4	0	0	6	0	0	—
Hank Kempf	3	0	2	2	5	0.0%	0	0	0	2	0	0	—
Matt Stienburg	5	0	1	1	6	0.0%	6	0	0	3	1	5	16.7%
Jack Malone	3	0	1	1	7	0.0%	2	0	0	0	0	6	0.0%
Kyle Penney	3	0	1	1	7	0.0%	0	0	0	0	6	5	54.5%
Tim Rego	3	0	1	1	6	0.0%	2	0	0	5	0	0	—
Sebastian Dirven	4	0	0	0	5	0.0%	4	0	0	3	0	0	—
Zach Tupker	4	0	0	0	9	0.0%	4	0	0	1	19	15	55.9%
Ondrej Psenicka	3	0	0	0	5	0.0%	2	0	0	1	11	10	52.4%
Sullivan Mack	2	0	0	0	7	0.0%	2	0	0	0	0	0	—
Dalton Bancroft	1	0	0	0	0	0.0%	0	0	0	0	0	1	0.0%
Nick DeSantis	1	0	0	0	0	0.0%	0	0	0	0	0	0	—
Sean Donaldson	1	0	0	0	2	0.0%	0	0	0	0	0	0	—
Kyler Kovich	1	0	0	0	0	0.0%	0	0	0	0	0	0	—
Jack Lagerstrom	1	0	0	0	1	0.0%	0	0	0	0	0	0	—
Peter Muzyka	1	0	0	0	0	0.0%	0	0	0	0	0	0	—
Jack O'Leary	1	0	0	0	0	0.0%	0	0	0	0	0	0	—
Michael Suda	1	0	0	0	0	0.0%	0	0	0	0	0	0	—
Winter Wallace	1	0	0	0	5	0.0%	2	0	0	1	0	0	—
TOTALS	67	5	24	29	116	4.3%	53	2	0	36	129	105	55.1%
Player	GP	GS	MIN	GA	GAA	SV	SV%	W	L	T	SHO	PPG	SHG
Ian Shane	3	3	179:06	5	1.68	56	.918	2	1	0	1	1	0



MIKE SCHAFER '86

Jay R. Bloom '77 Head Coach of Men's Ice Hockey
28th Season as Head Coach • 35th Season at Cornell

The longest-tenured head coach in Cornell men's hockey history, **MIKE SCHAFER** '86, enters his 28th season at the helm of the Cornell men's hockey program.

When Schafer returned to his alma mater in the summer of 1995 to become Cornell's 12th head coach in men's hockey history, Schafer's goal was to bring the Big Red to a position of national prominence.

Already the winningest head coach in Cornell men's hockey history, Schafer has accomplished that objective with his 509-277-104 record. His 509 wins rank fourth among active Division I coaches and his .630 win percentage is good for sixth among active Division I coaches.

Schafer has guided the Big Red to 12 NCAA Tournament appearances and a berth to the 2003 NCAA Frozen Four — the program's first since 1980. That year, Cornell set a school record for wins (30), finishing with one more victory than the 1969-70 national championship squad, who went undefeated (29-0-0). The 2002-03 team's 19-2-1 record in ECAC Hockey play was Cornell's best mark in league play since 1969-70 when Cornell was 21-0 in league action.

In 2020, Schafer was named a co-winner of the Spencer Penrose Award, given to the nation's top head coach. It was the first time Schafer won the award after being a finalist on five occasions after being named ECAC Hockey's Coach of the Year.

The Big Red have been regularly ranked among the nation's elite during Schafer's tenure, including being named No. 1 in both the USCHO.com and the USA Today/USA Hockey Magazine polls at the time the 2019-20 postseason was halted due to the COVID-19 pandemic.

Cornell has claimed five Whitelaw Cup (ECAC Hockey tournament titles), which surpassed the legendary **NED HARKNESS** for the most in program history. Schafer has also led the Big Red to three Cleary Cups (ECAC's top regular-season team) in three of the last four years of competition.

In 2002-03, Schafer led the Big Red to the NCAA Frozen Four, setting a school record with 30 wins, one better than the 1969-70 squad who went 29-0-0. Cornell's 19-2-1 mark in ECAC Hockey in 2002-03 was Cornell's best since the 1969-70 team went 21-0 in league play.

Over his career, Schafer has coached 10 different players to First Team All-America status 11 times, seven Ivy League Players of the Year, 5 ECAC Hockey Ken Dryden Award winners (league's best goaltender), five ECAC Hockey Rookies of the Year, and five Ivy Rookies of the Year, and three ECAC Hockey Players of the Year.

A native of Durham, Ontario, Schafer played junior hockey with the Guelph Jr. A Holody Platers, who were finalists in the Centennial Cup for the National Championship in 1982.

Schafer and his wife, Diane, have two sons, Luke and John '18, and a daughter, Michelle.

SCHAFER FILE

COACHING EXPERIENCE

1995-Pres.	Cornell (Head Coach)
1994-95	Western Michigan (Associate HC)
1990-94	Western Michigan (Assistant Coach)
1986-90	Cornell (Assistant Coach)

PLAYING EXPERIENCE

1983-86	Cornell
---------	---------

EDUCATION

Cornell University

- B.A., Business Management & Marketing, 1986

NCAA COACHING CAREER

SEASON	OVERALL	W-L%	CONF.	W-L%
CORNELL (1995 - PRES.)				
1995-96	21-9-4	.676	14-4-4	.727
1996-97	21-9-5	.671	14-6-2	.682
1997-98	15-16-2	.485	9-12-1	.432
1998-99	12-15-4	.452	9-10-3	.477
1999-00	16-14-2	.531	10-9-1	.525
2000-01	16-12-5	.561	11-8-3	.568
2001-02	25-8-2	.743	17-3-2	.818
2002-03	30-5-1	.847	19-2-1	.886
2003-04	16-10-6	.594	13-6-3	.659
2004-05	27-5-3	.814	18-2-2	.864
2005-06	22-9-4	.686	13-6-3	.659
2006-07	14-13-4	.516	10-8-4	.545
2007-08	19-14-3	.569	12-9-1	.568
2008-09	22-10-4	.667	13-6-3	.659
2009-10	21-9-4	.676	14-5-3	.705
2010-11	16-15-3	.515	11-9-2	.545
2011-12	19-9-7	.643	12-4-6	.682
2012-13	15-16-3	.485	8-11-3	.432
2013-14	17-10-5	.609	11-7-4	.591
2014-15	11-14-6	.452	9-9-4	.500
2015-16	16-11-7	.574	8-8-6	.500
2016-17	21-9-5	.671	13-4-5	.705
2017-18	25-6-2	.788	17-3-2	.818
2018-19	21-11-4	.639	13-5-4	.682
2019-20	23-2-4	.862	18-2-2	.864
2020-21	-- NO SEASON (COVID-19 PANDEMIC) --			
2021-22	18-10-4	.625	12-6-4	.636
2022-23	10-6-1	.618	7-3-0	.700
TOTAL	509-277-104	.630	335-167-78	.645

SCHAFER'S STATISTICAL BREAKDOWN

CATEGORY	2022-23	UNDER SCHAFER	CATEGORY	2022-23	UNDER SCHAFER	CATEGORY	2022-23	UNDER SCHAFER
Overall	10-6-1	509-277-104	Scoring First	8-2-0	368-85-50	Leading after 1st period	7-2-0	261-46-24
ECAC Hockey	7-3-0	335-167-78	Opponent Scores First	2-4-1	141-192-47	Trailing after 1st period	2-4-1	63-143-28
Ivy League	4-1-0	184-90-30	When Shutout	0-2-0	0-47-7	Tied after 1st period	1-0-0	185-88-52
Non-Conference	3-3-1	174-110-26	Score One Goal	1-1-0	21-86-25	Leading after 2nd period	9-0-0	387-22-27
Home	5-1-1	266-102-45	Score Two Goals	1-2-0	81-85-38	Trailing after 2nd period	1-4-1	29-187-29
Away	4-5-0	184-122-50	Score Three Goals	1-1-1	135-40-26	Tied after 2nd period	0-2-0	93-68-48
Neutral	1-0-0	59-53-9	Score Four Goals	0-0-0	115-15-5	Outshooting Opponents	10-3-1	313-126-54
October	0-2-0	16-10-2	Score 5+ Goals	7-0-0	157-4-3	Outshot by Opponent	0-2-0	180-140-47
November	6-2-0	132-60-21	Shutout Opponent	2-0-0	105-0-7	Tied in Shots	0-1-0	16-11-3
December	2-1-1	52-30-17	Allows One Goal	5-0-0	174-14-25	In Overtime	0-1-1	49-41-104
January	2-1-0	103-60-34	Allows Two Goals	1-2-0	151-47-38	In Shootouts	1-0-0	5-7
February	0-0-0	121-63-27	Allows Three Goals	0-1-1	59-67-26	vs. Ranked Opponents	1-5-0	110-99-28
March	0-0-0	85-53-3	Allows Four Goals	2-3-0	19-66-5			
April	0-0-0	0-1-0	Allows 5+ Goals	0-0-0	1-83-3			



BEN SYER

11th Season as Associate Head Coach; 12th Season at Cornell
Western Ontario '98

Serving as the Big Red's recruiting director and manager of the team's vaunted defensive unit, **BEN SYER**'s efforts were perhaps no more celebrated than during the 2017-18 season. He helped Cornell lead the nation in team defense with a paltry 1.58 goals-against average and was named the winner of the American Hockey Coaches Association's 2018 Terry Flanagan Award.

One of the AHCA's major annual awards, the Terry Flanagan Award is presented to the assistant coach whose career body of work best honors that of the award's name sake.

"He can hold court with a group of assistant coaches on the road with the best of them," said **MIKE SCHAFER**, adding that this is the first time he's nominated anyone for a major AHCA award in his 23-year tenure at the helm of the Big Red. "He knows the elder statesmen, but he also knows the young

guys like Terry did. He would make sure to say hello to everyone in the rink and lend a helping hand to young assistants. I admired Terry for this. He and his family are of the highest character, upfront and honest."

Syer joined Cornell in June 2011 as an assistant coach, then was promoted to associate head coach the following summer. He previously served as associate head coach during his 12 seasons at Quinnipiac under head coach Rand Pecknold. During that run, the Bobcats posted a 242-168-46 record with one NCAA tournament appearance (2002) and nine 20-win seasons.

A native of Kitchener, Ontario, Syer arrived at Quinnipiac after serving one season as an assistant coach at Ohio University. A 1998 graduate of Western Ontario, Syer earned a bachelor's degree in urban development. He earned his master's degree in physical education with a concentration in athletic administration in 2000.



SEAN FLANAGAN

Seventh Season as Assistant Coach
St. Lawrence '10

Flanagan enters his seventh season as an assistant coach on head coach **MIKE SCHAFER**'s staff. During his previous six seasons, Flanagan helped guide the Big Red to post a 108-38-19 record, good for a .712 win percentage. In his first three years on Schafer's staff, Flanagan aided Cornell in going 3-for-3 in advancing to the NCAA Tournament (and likely would have been 4-for-4, if the 2019-20 season had not ended prematurely). Prior to arriving on East Hill prior to the 2016-17 season, Flanagan made a couple of stops after his four-year playing career at St. Lawrence. After playing professionally in the ECHL with the Las Vegas Wranglers and Quad City Mallards, he became an assistant coach at Division III Hobart from 2012-15. While working under

former Cornell assistant coach Mark Taylor, he helped build a team who won the ECAC West titles in 2015 and 2016, leading the Statesmen to NCAA Tournament appearances. After Hobart, Flanagan spent one season as the Director of Hockey Operations at UMass Lowell, during the 2015-16 season. Flanagan is no stranger to ECAC Hockey, as he played 121 career games with St. Lawrence up to the 2010-11 season, where he racked up 12 goals and 40 assists for 52 points, helping the Saints advance to the league's championship weekend twice over his four years with the Saints. Flanagan graduated from St. Lawrence with a bachelor of arts degree in history with a minor in sports studies and exercise sciences in 2010 before receiving his master of education degree from St. Lawrence the following year.



MITCH STEPHENS

Fourth Season as Volunteer Assistant Coach; SUNY Geneseo '07

Stephens returns to Cornell after serving as an assistant coach at Geneseo for five years. In his time behind the bench with his alma mater, Stephens helped the Knights win two SUNYAC conference championships (2016, 2018) and make three NCAA Tournament appearances (2014, 2016, and 2018), including two trips to the national semifinals. As a senior, Stephens was named runner-up for USCHO Division III Player of the Year, an AHCA Division III First Team, and All-America selection, while being a finalist for the AHCA Sid Watson Memorial Award as the NCAA Division III Player of the Year.



BEN RUSSELL

First Season as Director of Hockey Operations; Cornell '20

Russell rejoined the Cornell men's hockey program in Aug. 2022 to serve as the team's Director of Hockey Operations, after spending the last two seasons as an assistant coach at St. Olaf College, a Minnesota-based Division III school. At St. Olaf, Russell helped the 2021-22 squad to a Minnesota Intercollegiate Athletic Conference (MIAC) tournament title and an NCAA Tournament appearance. While attending Cornell for his undergraduate studies, Russell served as an Assistant Director of Hockey Operations, helping coordinate video, analyzing film, and preparing scouting reports, while incorporating advanced analytics into game preparation.

CORNELLIAN IN THE NHL (AS OF JAN. 18)



MORGAN BARRON
C | Winnipeg | CU from 2018-20

2022-23 STATS			
GP	G	A	PTS
33	5	6	11

CAREER		
GP	G	PTS
65	8	17



JACOB MACDONALD
D | Colorado | CU from 2011-15

2022-23 STATS			
GP	G	A	PTS
29	0	1	1

CAREER		
GP	G	PTS
72	2	11

FORMER CORNELLIAN PLAYING PROFESSIONALLY

LAST UPDATED JAN. 11, 2022

UNITED STATES / CANADA

NHL (2)

- Morgan Barron (Winnipeg)
- Jacob MacDonald (Colorado)

AHL (9)

- Anthony Angello (Springfield)
- Cole Bardreau (Bridgeport)
- Kyle Betts (Belleville)
- Alex Green (Chicago)
- Yanni Kaldis (Bakersfield)
- Jeff Kubiak (Bridgeport)
- Jeff Malott (Manitoba)
- Riley Nash (Charlotte)
- Michael Regush (Abbotsford)

ECHL (3)

- Matt Cairns (Cincinnati)
- Cody Haiskanen (Idaho)
- Tristan Mullin (Kansas City)

INTERNATIONAL

AUSTRIA (1)

- Reece Wilcox (HC Pustertal)

GERMANY - DEL (1)

- Alec McCrea (Düsseldorfer EG)

GERMANY - DEL2 (2)

- Joel Lowry (EC Kassel)
- Jake Weidner (EC Kassel)

JAPAN (1)

- Alex Rauter (Yokohama Griets)

NORWAY (1)

- Mitch Gillam (Manglerud)

RUSSIA - KHL (1)

- Kirill Gotovets (Dynamo Moskva)

SWEDEN - ALLSVENSKAN (1)

- Matthew Galajda (Djurgårdens IF)

SWEDEN - SHL (1)

- Joakim Ryan (Malmö)

SWITZERLAND - SL (1)

- Sean Collins (EHC Olten)

CORNELLIAN IN THE NHL



CORNELLIAN ACTIVELY IN THE NHL (2)

PLAYER	YEARS AT CORNELL	NHL SEASON	CURRENT TEAM
Morgan Barron	2018-20	3rd	Winnipeg
Jacob MacDonald	2011-15	4th	Colorado

NHLERS TO PLAY UNDER SCHAFFER AT CORNELL (28)

PLAYER	YEAR(S) COACHED	NHL CAREER	TEAM(S)
AS AN ASSISTANT COACH (4)			
Joe Nieuwendyk	1986-87	1987-07	CGY, DAL, NJ, TOR, FLA
Corrie D'Alessio	1987-90	1992-93	HFD
Dan Ratushny	1988-90	1992-93	VAN
Ryan Hughes	1989-90	1995-96	BOS

AS A HEAD COACH (24)

Brad Chartrand	1995-96	1999-04	LAK
P.C. Drouin	1995-96	1996-97	BOS
Jean-Marc Pelletier	1995-97	1998-04	PHI, PHX
Matt Underhill	1998-02	2003-04	CHI
Douglas Murray	1999-03	2005-14	SJ, PIT, MTL
Ryan Vesce	2000-04	2008-10	SJ
Mike Iggulden	2001-05	2007-09	SJ, NYI
David LeNeveu	2001-03	2005-11	PHX, CBJ
Matt Moulson	2002-06	2007-18	LA, NYI, BUF, MIN
Ryan O'Byrne	2003-06	2007-13	MTL, COL, TOR
Byron Bitz	2003-07	2008-12	BOS, FLA, VAN
Raymond Sawada	2004-08	2008-11	DAL
Colin Greening	2006-10	2010-16	OTT, TOR
Brendon Nash	2006-10	2010-11	MTL
Ben Scrivens	2006-10	2011-16	TOR, LA, EDM, MTL
Riley Nash	2007-10	2011-21	CAR, BOS, CBJ, WPG, TB, ARI
Sean Collins	2008-12	2012-16	CBJ, WSH
Brian Ferlin	2011-14	2014-15	BOS
Joakim Ryan	2011-15	2017-21	SJ, LA, CAR
Jacob MacDonald	2011-15	2018-	FLA, COL
Cole Bardreau	2011-15	2019-22	NYI
Anthony Angello	2015-18	2019-21	PIT
Morgan Barron	2018-20	2020-	NYR, WPG
Jeff Malott	2016-20	2021-22	WPG

CORNELLIAN NHLERS IN HOCKEY HALL OF FAME (2)

KEN DRYDEN

G | Montréal | CU from 1966-69

Career stats

GP	SV	GAA	SV%
397	10,213	2.24	.922



5-time Vezina Trophy winner; 6-time All-Star

Joe Nieuwendyk

C | Calgary, Dallas, New Jersey, Toronto, Florida | CU from 1984-87

Career stats

GP	G	A	PTS
1,257	564	562	1,126



1988 Calder; 1995 Clancy; 1999 Conn Smythe



Patrick Shanahan/Cornell Athletics

ITHACA, N.Y. (JUNE 26, 2022) — **JACOB MACDONALD** '15 became the third player in Cornell history to lift the Stanley Cup when his Colorado Avalanche defeated the Tampa Bay Lightning, 2-1, in Game 6 of the 2022 Stanley Cup Playoffs at Amalie Arena in Tampa, Fla.

MacDonald joined six-time winner **KEN DRYDEN** and three-time champion **JOE NIEUWENDYK** in hoisting the oldest existing trophy awarded to a professional sports franchise in North America.

Since graduating from Cornell, MacDonald has played in the ECHL with the Elmira Jackals and Toledo Walleye, the AHL with the Springfield Falcons, Albany and Binghamton Devils, Springfield Thunderbirds and Colorado Eagles around NHL stints with the Florida Panthers in 2018-19 and the Avalanche in both 2020-21 and 2021-22.

He played eight regular-season games with Colorado this season and has two goals and eight assists in 43 regular season NHL games.

MacDonald was called up from Colorado of the AHL in early June to provide the Avalanche with some additional depth at the defenseman position.

The three-year starter for the Big Red accumulated four goals and 17 assists for 21 points in 104 career games. His plus-6 rating as a senior ranked second on the club.

2022-23 CORNELL BIG RED SKATER CAPSULES



#2 PETER MUZYKA

Defenseman • Sr. • 6-3 • 194 lbs • Shoots: Left

Toronto, Ontario • New Mexico Ice Wolves (NAHL)

SEASON	TEAM	GP	G	A	Points	Shots	Shot%	Pen-Min	+/-	PPG	SHG	GWG	Blk	FOW	FOL	FO%
2021-22	CU	6	0	0	0	0	.000	2 - 15	1	0	0	0	4	0	0	.000
TOTAL		6	0	0	0	0	.000	2 - 15	1	0	0	0	4	0	0	.000



MUZYKA AT A GLANCE

Most Goals N/A
 Most Assists N/A
 Most Points N/A

First Goal N/A
 First Assist N/A
 Last Goal N/A
 Last Assist N/A

Longest Point Streak N/A
 Longest Goal Streak N/A
 Longest Assist Streak N/A



#3 JACK O'BRIEN

Defenseman • Fr. • 6-0 • 170 lbs • Shoots: Left

White Rock, British Columbia • Nanaimo Clippers (BCHL)




O'BRIEN AT A GLANCE

Most Goals N/A
 Most Assists N/A
 Most Points N/A

First Goal N/A
 First Assist N/A
 Last Goal N/A
 Last Assist N/A

Longest Point Streak N/A
 Longest Goal Streak N/A
 Longest Assist Streak N/A



#4 HANK KEMPf

Defenseman • So. • 6-2 • 200 lbs • Shoots: Left

Wilmette, Illinois • Muskegon Lumberjacks (USHL)



SEASON	TEAM	GP	G	A	Points	Shots	Shot%	Pen-Min	+/-	PPG	SHG	GWG	Blk	FOW	FOL	FO%
2021-22	CU	32	0	8	8	54	.000	3 - 6	8	0	0	0	12	0	0	.000
2022-23	CU	14	1	1	2	9	.111	2 - 4	7	0	0	0	20	0	0	.000
TOTAL		46	1	9	10	63	.016	5 - 10	15	0	0	0	32	0	0	.000




KEMPf AT A GLANCE

Most Goals 1, at RPI (1/7/23)
 Most Assists 2, at Princeton (1/21/22)
 Most Points 2, at Princeton (1/21/22)

First Goal at RPI (1/7/23)
 First Assist at Dartmouth (11/6/21)
 Last Goal at RPI (1/7/23) - 1 game
 Last Assist at St. Lawrence (11/11/22) - 9 games

Longest Point Streak 4 games (11/6/21 - 11/19/21)
 Longest Goal Streak N/A
 Longest Assist Streak 4 games (11/6/21 - 11/19/21)



#5 SEBASTIAN DIRVEN

Defenseman • Sr. • 6-3 • 205 lbs • Shoots: Left

Bainville, Ontario • Central Illinois Flying Aces (USHL)



SEASON	TEAM	GP	G	A	Points	Shots	Shot%	Pen-Min	+/-	PPG	SHG	GWG	Blk	FOW	FOL	FO%
2019-20	CU	28	1	3	4	22	.045	9 - 18	10	0	0	0	17	0	0	.000
2021-22	CU	31	1	5	6	20	.050	11 - 33	5	0	0	0	24	0	0	.000
2022-23	CU	17	1	2	3	18	.056	6 - 23	10	0	0	0	12	0	0	.000
TOTAL		76	3	10	13	60	.050	26 - 74	25	0	0	0	53	0	0	.000

DIRVEN AT A GLANCE

Most Goals 1, (3x), Last: at Union (1/6/23)
 Most Assists 1, (10x), Last: vs. AIC (12/29/22)
 Most Points 1, (13x), Last: at Union (1/6/23)

First Goal vs. Colgate (2/9/20)
 First Assist at Union (1/11/20)
 Last Goal at Union (1/6/23) - 2 games
 Last Assist vs. AIC (12/29/22) - 4 games

Longest Point Streak 2, (3x), Last: 11/27/21 - 12/3/21
 Longest Goal Streak N/A
 Longest Assist Streak 2, (2x), Last: 11/27/21 - 12/3/21



#7 JIMMY RAYHILL

Defenseman • So. • 5-9 • 175 lbs • Shoots: Right

New Hartford, New York • Odessa Jackalopes (NAHL)



RAYHILL AT A GLANCE

Most Goals N/A
 Most Assists N/A
 Most Points N/A

First Goal N/A
 First Assist N/A
 Last Goal N/A
 Last Assist N/A

Longest Point Streak N/A
 Longest Goal Streak N/A
 Longest Assist Streak N/A

2022-23 CORNELL BIG RED SKATER CAPSULES



#8 JACK LAGERSTROM

Defenseman • Jr. • 6-2 • 177 lbs • Shoots: Right
Edina, Minnesota • Tri-City Storm (USHL)

SEASON	TEAM	GP	G	A	Points	Shots	Shot%	Pen-Min	+/-	PPG	SHG	GWG	Blk	FOW	FOL	FO%
2021-22	CU	14	0	0	0	16	.000	2 - 4	1	0	0	0	5	0	0	.000
2022-23	CU	7	1	1	2	10	.100	2 - 4	1	0	0	0	2	0	0	.000
TOTAL		21	1	1	2	26	.038	4 - 8	2	0	0	0	7	0	0	.000

LAGERSTROM AT A GLANCE

Most Goals 1, vs. Brown (11/19/22)
Most Assists 1, vs. Sacred Heart (11/22/22)
Most Points 1, (2x), Last: vs. Sacred Heart (11/22/22)

First Goal vs. Brown (11/19/22)
First Assist vs. Sacred Heart (11/22/22)
Last Goal vs. Brown (11/19/22) - 1 game
Last Assist vs. Sacred Heart (11/22/22)

Longest Point Streak 2 games (11/19/22 - Present)
Longest Goal Streak N/A
Longest Assist Streak N/A

O'LEARY AT A GLANCE

Most Goals 1, (3x), Last: vs. Brown (11/19/22)
Most Assists 1, (4x), Last: vs. AIC (12/29/22)
Most Points 2, at North Dakota (1/7/22)

First Goal at North Dakota (1/7/22)
First Assist at North Dakota (1/7/22)
Last Goal vs. Brown (11/19/22) - 8 games
Last Assist vs. AIC (12/29/22) - 4 games

Longest Point Streak 3 games (11/18/22 - 11/22/22)
Longest Goal Streak N/A
Longest Assist Streak N/A

MITCHELL AT A GLANCE

Most Goals 1, (9x), Last: vs. AIC (12/29/22)
Most Assists 3, at St. Lawrence (12/3/21)
Most Points 3, at St. Lawrence (12/3/21)

First Goal at Clarkson (11/15/19)
First Assist at Michigan State (11/2/19)
Last Goal vs. AIC (12/29/22) - 4 games
Last Assist at Boston University (1/14/23)

Longest Point Streak 4 games (2/19/22 - 3/11/22)
Longest Goal Streak 3 games (12/2/22 - 12/30/22)
Longest Assist Streak 4 games (2/19/22 - 3/11/22)

DONALDSON AT A GLANCE

Most Goals 1, (2x), Last: at RPI (1/7/23)
Most Assists 2, (2x), Last: vs. Brown (11/19/22)
Most Points 2, (2x), Last: vs. Brown (11/19/22)

First Goal at Minnesota Duluth (10/29/22)
First Assist 2, vs. Yale (11/18/22)
Last Goal at RPI (1/7/23) - 1 game
Last Assist vs. AIC (12/30/22) - 3 games

Longest Point Streak 3 games (11/18/22 - 11/22/22)
Longest Goal Streak N/A
Longest Assist Streak 3 games (11/18/22 - 11/22/22)

REGO AT A GLANCE

Most Goals 2, vs. RPI (11/13/21)
Most Assists 2, at Harvard (11/5/21)
Most Points 3, vs. RPI (11/13/21)

First Goal 2, vs. RPI (11/13/21)
First Assist 2, at Harvard (11/5/21)
Last Goal at Union (1/6/23) - 2 games
Last Assist vs. Harvard (12/2/22) - 6 games

Longest Point Streak 2, (3x), Last: 11/26/22 - 12/2/22
Longest Goal Streak N/A
Longest Assist Streak 2, (2x), Last: 11/26/22 - 12/2/22



#9 JACK O'LEARY

Forward • Jr. • 5-7 • 162 lbs • Shoots: Right
St. James, New York • Cedar Rapids RoughRiders (USHL)

SEASON	TEAM	GP	G	A	Points	Shots	Shot%	Pen-Min	+/-	PPG	SHG	GWG	Blk	FOW	FOL	FO%
2021-22	CU	11	1	1	2	9	.111	4 - 19	3	0	0	0	1	0	0	.000
2022-23	CU	12	2	3	5	15	.133	1 - 2	6	0	0	0	9	0	0	.000
TOTAL		23	3	4	7	24	.125	5 - 21	9	0	0	0	10	0	0	.000



#10 TRAVIS MITCHELL

Defenseman • Sr. • 6-3 • 207 lbs • Shoots: Left
South Lyon, Michigan • Omaha Lancers (USHL)

SEASON	TEAM	GP	G	A	Points	Shots	Shot%	Pen-Min	+/-	PPG	SHG	GWG	Blk	FOW	FOL	FO%
2019-20	CU	29	2	10	12	36	.056	9 - 29	20	0	0	0	25	1	0	1.000
2021-22	CU	32	3	13	16	70	.043	12 - 40	14	1	0	0	38	0	0	.000
2022-23	CU	17	4	4	8	32	.125	6 - 12	9	0	0	1	30	0	0	.000
TOTAL		78	9	27	36	138	.065	27 - 81	43	1	0	1	93	1	0	1.000



#11 SEAN DONALDSON

Forward • Fr. • 5-11 • 180 lbs • Shoots: Left
Vancouver, British Columbia • Nanaimo Clippers (BCHL)

SEASON	TEAM	GP	G	A	Points	Shots	Shot%	Pen-Min	+/-	PPG	SHG	GWG	Blk	FOW	FOL	FO%
2021-22	CU	16	2	7	9	31	.065	0 - 0	6	0	0	0	3	0	0	.000
2022-23	CU	16	2	7	9	31	.065	0 - 0	6	0	0	0	3	0	0	.000



#12 TIM REGO

Defenseman • Jr. • 6-0 • 172 lbs • Shoots: Right
Mansfield, Massachusetts • Brooks Bandits (AJHL)

SEASON	TEAM	GP	G	A	Points	Shots	Shot%	Pen-Min	+/-	PPG	SHG	GWG	Blk	FOW	FOL	FO%
2021-22	CU	32	2	9	11	29	.069	3 - 6	4	0	0	0	22	0	0	.000
2022-23	CU	17	2	4	6	16	.125	4 - 8	6	0	0	2	19	0	0	.000
TOTAL		49	4	13	17	45	.089	7 - 14	10	0	0	2	41	0	0	.000

2022-23 CORNELL BIG RED SKATER CAPSULES



#13 JACK MALONE

Forward • Sr. • 6-1 • 193 lbs • Shoots: Right

Madison, New Jersey • Youngstown Phantoms (USHL)



MALONE AT A GLANCE

Most Goals 2, at Union (1/6/23)
 Most Assists 2, (3x), Last: vs. AIC (12/29/22)
 Most Points 3, vs. AIC (12/29/22)

First Goal at Michigan State (11/1/19)
 First Assist vs. Yale (11/9/19)
 Last Goal 2, at Union (1/6/23) - 2 games
 Last Assist 2, vs. AIC (12/29/22) - 4 games

Longest Point Streak 6 games (2/19/22 - 3/13/22)
 Longest Goal Streak 2, (2x), Last: 1/15/22 - 1/21/22
 Longest Assist Streak 4 games (2/26/22 - 3/13/22)

SEASON	TEAM	GP	G.	A	Points	Shots	Shot%	Pen-Min	+/-	PPG	SHG	GWG	Blk	FOW	FOL	FO%
2019-20	CU	27	2	6	8	16	.125	2 - 4	11	1	0	0	7	9	5	.643
2021-22	CU	32	8	12	20	61	.131	9 - 26	2	2	0	1	17	18	23	.439
2022-23	CU	17	3	2	5	33	.091	1 - 2	-2	1	0	1	10	37	44	.457
TOTAL		76	13	20	33	110	.118	12 - 32	11	4	0	2	34	64	72	.471

#15 MAX ANDREEV A

Forward • Sr. • 6-0 • 182 lbs • Shoots: Left

Moscow, Russia • Central Illinois Flying Aces (USHL)

ANDREEV AT A GLANCE

Most Goals 4, vs. RPI (11/13/21)
 Most Assists 2, (8x), Last: at Princeton (11/4/22)
 Most Points 6, vs. RPI (11/13/21)

First Goal vs. Michigan State (10/26/18)
 First Assist vs. Yale (11/2/18)
 Last Goal vs. UConn (11/26/22) - 6 games
 Last Assist at Union (1/6/23) - 2 games

Longest Point Streak 8 games (11/12/21 - 1/1/22)
 Longest Goal Streak N/A
 Longest Assist Streak 4 games (11/12/21 - 11/20/21)

SEASON	TEAM	GP	G.	A	Points	Shots	Shot%	Pen-Min	+/-	PPG	SHG	GWG	Blk	FOW	FOL	FO%
2018-19	CU	22	2	8	10	22	.091	5 - 10	4	0	0	0	5	121	92	.568
2019-20	CU	24	5	15	20	39	.128	6 - 12	11	2	0	3	6	119	128	.482
2021-22	CU	22	9	14	23	55	.164	10 - 23	17	3	0	0	10	228	184	.553
2022-23	CU	15	3	7	10	24	.125	9 - 18	3	2	0	0	10	126	130	.492
TOTAL		83	19	44	63	140	.136	30 - 63	35	7	0	3	31	594	534	.527



#16 GABRIEL SEGER

Forward • Sr. • 6-4 • 210 lbs • Shoots: Left

Uppsala, Sweden • Union College (ECAC)

SEGER AT A GLANCE

Most Goals 1, (19x), Last: at Boston Univ. (1/14/23)
 Most Assists 3, at St. Lawrence (1/3/20)
 Most Points 3, (4x), Last: at Boston Univ. (1/14/23)

First Goal vs. RPI (10/25/19)
 First Assist vs. Army (10/6/19)
 Last Goal at Boston University (1/14/23)
 Last Assist 2, at Boston University (1/14/23)

Longest Point Streak 6 games, (12/3/22 - Present)
 Longest Goal Streak 3 games, (1/6/23 - Present)
 Longest Assist Streak 6 games (12/3/22 - Present)

SEASON	TEAM	GP	G.	A	Points	Shots	Shot%	Pen-Min	+/-	PPG	SHG	GWG	Blk	FOW	FOL	FO%
2019-20	UNI	37	7	15	22	44	.159	4 - 8	-1	3	0	2	18	204	223	.478
2021-22	UNI	34	7	14	21	54	.130	5 - 21	-2	3	0	0	18	335	306	.523
2022-23	CU	15	5	13	18	22	.227	2 - 15	6	3	0	1	4	149	88	.629
TOTAL FOR CU		15	5	13	18	22	.227	2 - 15	6	3	0	1	4	149	88	.629
TOTAL		86	19	42	61	120	.158	11 - 44	3	9	0	3	40	688	617	.527



#17 DALTON BANCROFT

Forward • Fr. • 6-3 • 200 lbs • Shoots: Right

Madoc, Ontario • Trenton Golden Hawks (OJHL)

BANCROFT AT A GLANCE

Most Goals 3, vs. UConn (11/26/22)
 Most Assists 1, (6x), Last: at Union (1/6/23)
 Most Points 3, vs. UConn (11/26/22)

First Goal vs. Yale (11/18/22)
 First Assist at Minnesota Duluth (10/28/22)
 Last Goal 3, vs. UConn (11/26/22) - 6 games
 Last Assist at Union (1/6/23) - 2 games

Longest Point Streak 4 games (11/18/22 - 11/26/22)
 Longest Goal Streak N/A
 Longest Assist Streak 3 games (11/18/22 - 11/22/22)

SEASON	TEAM	GP	G.	A	Points	Shots	Shot%	Pen-Min	+/-	PPG	SHG	GWG	Blk	FOW	FOL	FO%
2022-23	CU	16	4	6	10	28	.143	4 - 8	4	2	0	1	7	1	3	.250
TOTAL		16	4	6	10	28	.143	4 - 8	4	2	0	1	7	1	3	.250



#18 KYLER KOVICH

Forward • So. • 6-2 • 182 lbs • Shoots: Left

Coquitlam, British Columbia • Tri-City Storm (USHL)

KOVICH AT A GLANCE

Most Goals 1, (4x), Last: at St. Lawrence (11/11/22)
 Most Assists 1, at Dartmouth (11/6/21)
 Most Points 1, (5x), Last: at St. Lawrence (11/11/22)

First Goal vs. Boston University (11/27/21)
 First Assist at Dartmouth (11/6/21)
 Last Goal at St. Lawrence (11/11/22) - 5 games
 Last Assist at Dartmouth (11/6/21) - 24 games

Longest Point Streak 2 games (1/7/22 - 1/8/22)
 Longest Goal Streak 2 games (1/7/22 - 1/8/22)
 Longest Assist Streak N/A

SEASON	TEAM	GP	G.	A	Points	Shots	Shot%	Pen-Min	+/-	PPG	SHG	GWG	Blk	FOW	FOL	FO%
2021-22	CU	19	3	1	4	13	.231	4 - 8	6	0	0	1	7	1	0	1.000
2022-23	CU	8	1	0	1	5	.200	1 - 2	0	0	0	0	1	0	0	.000
TOTAL		27	4	1	5	18	.222	5 - 10	6	0	0	1	8	1	0	1.000



2022-23 CORNELL BIG RED SKATER CAPSULES



#19 SULLIVAN MACK

Forward • So. • 6-1 • 189 lbs • Shoots: Left

Anchorage, Alaska • Salmon Arm Silverbacks (BCHL)

SEASON	TEAM	GP	G	A	Points	Shots	Shot%	Pen-Min	+/-	PPG	SHG	GWG	BLK	FOW	FOL	FO%
2021-22	CU	20	1	1	2	27	.037	2 - 4	-3	0	0	1	5	0	0	.000
2022-23	CU	12	3	4	7	11	.273	2 - 4	3	0	0	1	3	0	0	.000
TOTAL		32	4	5	9	38	.105	4 - 8	0	0	0	2	8	0	0	.000



MACK AT A GLANCE

Most Goals 2, vs. AIC (12/29/22)
 Most Assists 2, vs. UConn (11/26/22)
 Most Points 2, (2x), Last: vs. AIC (12/29/22)

First Goal at Princeton (2/26/22)
 First Assist vs. RPI (11/13/21)
 Last Goal 2, vs. AIC (12/29/22) - 4 games
 Last Assist 2, vs. UConn (11/26/22) - 7 games

Longest Point Streak 4 games (11/18/22 - 11/26/22)
 Longest Goal Streak N/A
 Longest Assist Streak 2 games (11/18/22 - 11/19/22)



#20 MATT STIENBURG A

Forward • Sr. • 6-2 • 195 lbs • Shoots: Right

Halifax, Nova Scotia • St. Andrew's College



SEASON	TEAM	GP	G	A	Points	Shots	Shot%	Pen-Min	+/-	PPG	SHG	GWG	BLK	FOW	FOL	FO%
2019-20	CU	27	5	5	10	31	.161	13 - 45	12	1	0	1	15	31	40	.437
2021-22	CU	28	13	16	29	63	.206	11 - 30	11	4	0	4	22	50	67	.427
2022-23	CU	13	2	4	6	34	.059	7 - 14	-3	1	0	1	13	2	8	.200
TOTAL		68	20	25	45	128	.156	31 - 89	20	6	0	6	50	83	115	.419



STIENBURG AT A GLANCE

Most Goals 3, at St. Lawrence (12/3/21)
 Most Assists 3, vs. RPI (11/13/21)
 Most Points 4, (2x), Last: at St. Lawrence (12/3/21)

First Goal vs. Ohio State (1/3/20)
 First Assist vs. Yale (11/9/19)
 Last Goal vs. UConn (11/26/22) - 3 games
 Last Assist vs. Dartmouth (12/3/22) - 1 game

Longest Point Streak 11 games (10/30/21 - 1/1/22)
 Longest Goal Streak 3 games (2/21/20 - 2/28/20)
 Longest Assist Streak 5 games (11/20/21 - 1/1/22)



#21 ZACH TUPKER

Forward • Sr. • 6-1 • 197 lbs • Shoots: Left

Collingwood, Ontario • Carleton Place Canadians (CCHL)

SEASON	TEAM	GP	G	A	Points	Shots	Shot%	Pen-Min	+/-	PPG	SHG	GWG	BLK	FOW	FOL	FO%
2019-20	CU	20	1	2	3	12	.083	1 - 2	7	0	0	0	5	50	59	.459
2021-22	CU	32	1	6	7	36	.028	4 - 8	-1	0	0	0	10	139	133	.511
2022-23	CU	17	4	3	7	38	.105	7 - 14	3	0	0	1	6	148	108	.578
TOTAL		69	6	11	17	86	.070	12 - 24	9	0	0	1	21	337	300	.529



TUPKER AT A GLANCE

Most Goals 2, vs. Yale (11/18/22)
 Most Assists 1, (11x), Last: vs. UConn (11/26/22)
 Most Points 2, (2x), Last: vs. Yale (11/18/22)

First Goal vs. Yale (11/9/19)
 First Assist vs. Colgate (2/9/20)
 Last Goal at RPI (1/7/23) - 1 game
 Last Assist vs. UConn (11/26/22) - 7 games

Longest Point Streak 3, (2x), Last: 11/12/22 - 11/19/22
 Longest Goal Streak 2 games (11/12/22 - 11/18/22)
 Longest Assist Streak 3 games (1/7/22 - 1/15/22)



#22 KYLE PENNEY

Forward • Jr. • 6-1 • 204 lbs • Shoots: Left

Lawrencetown, Nova Scotia • Chilliwack Chiefs (BCHL)

SEASON	TEAM	GP	G	A	Points	Shots	Shot%	Pen-Min	+/-	PPG	SHG	GWG	BLK	FOW	FOL	FO%
2021-22	CU	32	8	6	14	59	.136	4 - 8	3	0	0	0	23	25	36	.410
2022-23	CU	16	3	6	9	21	.143	2 - 4	7	1	0	0	4	38	45	.458
TOTAL		48	11	12	23	80	.138	6 - 12	10	1	0	0	27	63	81	.438



PENNEY AT A GLANCE

Most Goals 1, (9x), Last: vs. AIC (12/29/22)
 Most Assists 2, vs. Clarkson (2/19/22)
 Most Points 3, vs. Brown (11/19/22)

First Goal at Dartmouth (11/6/21)
 First Assist vs. Boston University (11/27/21)
 Last Goal vs. AIC (12/29/22) - 3 games
 Last Assist at Union (1/6/23) - 2 games

Longest Point Streak 2, (5x), Last: 11/19/22 - 11/22/22
 Longest Goal Streak 2, (4x), Last: 11/19/22 - 11/22/22
 Longest Assist Streak N/A



#23 WINTER WALLACE

Forward • Fr. • 6-3 • 215 lbs • Shoots: Right

Boulder, Colorado • Youngstown Phantoms (USHL)

SEASON	TEAM	GP	G	A	Points	Shots	Shot%	Pen-Min	+/-	PPG	SHG	GWG	BLK	FOW	FOL	FO%
2022-23	CU	8	2	1	3	8	.250	5 - 10	3	0	0	0	3	0	0	.000
TOTAL		8	2	1	3	8	.250	5 - 10	3	0	0	0	3	0	0	.000



WALLACE AT A GLANCE

Most Goals 1, (2x), Last: vs. Brown (11/19/22)
 Most Assists 1, at Clarkson (11/12/22)
 Most Points 1, (3x), Last: vs. Brown (11/19/22)

First Goal at Minnesota Duluth (10/28/22)
 First Assist at Clarkson (11/12/22)
 Last Goal vs. Brown (11/19/22) - 4 games
 Last Assist at Clarkson (11/12/22) - 5 games

Longest Point Streak 2 games (11/12/22 - 11/19/22)
 Longest Goal Streak N/A
 Longest Assist Streak N/A

2022-23 CORNELL BIG RED SKATER CAPSULES



#24 SAM MALINSKI C

Defenseman • Sr. • 5-11 • 189 lbs • Shoots: Right
Lakeville, Minnesota • Bismarck Bobcats (NAHL)



SEASON	TEAM	GP	G.	A	Points	Shots	Shot%	Pen-Min	+/-	PPG	SHG	GWG	BK	FOW	FOL	FO%
2019-20	CU	25	4	12	16	61	.066	7 - 14	14	2	0	1	19	0	0	.000
2021-22	CU	32	5	18	23	81	.062	9 - 26	20	2	0	1	41	0	0	.000
2022-23	CU	17	3	9	12	41	.073	3 - 6	3	1	1	0	21	0	0	.000
TOTAL		74	12	39	51	183	.066	19 - 46	37	5	1	2	81	0	0	.000

MALINSKI AT A GLANCE

Most Goals 1, (12x), Last: at Boston Univ. (1/14/23)
Most Assists 3, vs. Princeton (1/21/22)
Most Points 3, (3x), Last: at Boston Univ. (1/14/23)

First Goal at Michigan State (11/2/19)
First Assist at Michigan State (11/1/19)
Last Goal at Boston Univ. (1/14/23)
Last Assist 2, at Boston Univ. (1/14/23)

Longest Point Streak . . . 4, (3x), Last: 12/30/22 - Present
Longest Goal Streak 2, (3x), Last: 1/7/23 - Present
Longest Assist Streak . . . 4 (2x), Last: 12/30/22 - Present



#26 ONDREJ PSENICKA

Forward • So. • 6-6 • 211 lbs • Shoots: Left
Prague, Czechia • Waterloo Black Hawks (USHL)



SEASON	TEAM	GP	G.	A	Points	Shots	Shot%	Pen-Min	+/-	PPG	SHG	GWG	BK	FOW	FOL	FO%
2021-22	CU	32	12	9	21	68	.176	9 - 18	21	2	1	3	11	18	17	.514
2022-23	CU	17	4	4	8	33	.121	3 - 6	8	0	0	0	8	33	34	.493
TOTAL		49	16	13	29	101	.158	12 - 24	29	2	1	3	19	51	51	.500

PSENICKA AT A GLANCE

Most Goals 2, (2x), Last: vs. AIC (12/29/22)
Most Assists 2, at North Dakota (1/7/22)
Most Points 3, (2x), Last: vs. AIC (12/29/22)

First Goal vs. Alaska (10/29/21)
First Assist at Dartmouth (11/6/21)
Last Goal vs. AIC (12/30/22) - 3 games
Last Assist vs. AIC (12/29/22) - 4 games

Longest Point Streak 4 games (3/11/22 - 10/28/22)
Longest Goal Streak 2, (4x), Last: 12/29/22 - 1/6/23
Longest Assist Streak 4 games (3/11/22 - 10/28/22)



#27 MICHAEL SUDA

Defenseman • So. • 6-1 • 180 lbs • Shoots: Left
Cheektowaga, New York • Fargo Force (USHL)



SEASON	TEAM	GP	G.	A	Points	Shots	Shot%	Pen-Min	+/-	PPG	SHG	GWG	BK	FOW	FOL	FO%
2021-22	CU	6	0	0	0	5	.000	0 - 0	-1	0	0	0	1	0	0	.000
2022-23	CU	16	0	3	3	11	.000	2 - 4	0	0	0	0	10	0	1	.000
TOTAL		22	0	3	3	16	.000	2 - 4	-1	0	0	0	11	0	1	.000

SUDA AT A GLANCE

Most Goals N/A
Most Assists 1, (3x), Last: vs. AIC (12/29/22)
Most Points 1, (3x), Last: vs. AIC (12/29/22)

First Goal N/A
First Assist at Minnesota Duluth (10/29/22)
Last Goal N/A
Last Assist vs. AIC (12/29/22) - 4 games

Longest Point Streak N/A
Longest Goal Streak N/A
Longest Assist Streak N/A



#28 NICK DESANTIS

Forward • Fr. • 5-9 • 155 lbs • Shoots: Right
Collegeville, Pennsylvania • Madison Capitols (USHL)



SEASON	TEAM	GP	G.	A	Points	Shots	Shot%	Pen-Min	+/-	PPG	SHG	GWG	BK	FOW	FOL	FO%
2022-23	CU	13	5	7	12	15	.333	3 - 6	8	2	0	1	2	0	0	.000
TOTAL		13	5	7	12	15	.333	3 - 6	8	2	0	1	2	0	0	.000

DESANTIS AT A GLANCE

Most Goals 2, vs. AIC (12/30/22)
Most Assists 4, at RPI (1/7/23)
Most Points 4, at RPI (1/7/23)

First Goal at St. Lawrence (11/11/22)
First Assist vs. AIC (12/29/22)
Last Goal 2, vs. AIC (12/30/22) - 3 games
Last Assist at Boston University (1/14/23)

Longest Point Streak 5 games (12/29/22 - Present)
Longest Goal Streak 2 games (12/29/22 - 12/30/22)
Longest Assist Streak 3 games (1/6/23 - Present)



#29 BEN BERARD

Forward • Sr. • 6-0 • 191 lbs • Shoots: Left
Duncan, British Columbia • Powell River Kings (BCHL)



SEASON	TEAM	GP	G.	A	Points	Shots	Shot%	Pen-Min	+/-	PPG	SHG	GWG	BK	FOW	FOL	FO%
2019-20	CU	27	7	10	17	66	.106	2 - 4	8	4	0	1	4	5	9	.357
2021-22	CU	26	14	9	23	87	.161	3 - 6	11	5	0	3	10	0	0	.000
2022-23	CU	17	4	12	16	46	.087	2 - 4	1	0	0	0	13	0	0	.000
TOTAL		70	25	31	56	199	.126	7 - 14	20	9	0	4	27	5	9	.357

BERARD AT A GLANCE

Most Goals 3, (2x), Last: at Dartmouth (11/6/21)
Most Assists 3, at RPI (1/7/23)
Most Points 4, at RPI (1/7/23)

First Goal vs. Princeton (11/23/19)
First Assist at Michigan State (11/2/19)
Last Goal at Boston University (1/14/23)
Last Assist 3, at RPI (1/7/23) - 1 game

Longest Point Streak 5, (2x), Last: 12/30/22 - 1/14/23
Longest Goal Streak 3 games (3/11/22 - 3/13/22)
Longest Assist Streak 4 games (12/30/22 - 1/7/23)

2022-23 CORNELL BIG RED GOALTENDER CAPSULES



#30 IAN SHANE

Goaltender • So. • 6-0 • 167 lbs • Catches: Left
Manhattan Beach, California • Bismarck Bobcats (NAHL)

SEASON	TEAM	GP-GS	Minutes	GA	GAAvg	Saves	Save%	W	L	T	Sho	PPG	SHG
2021-22	CU	17 - 16	979.45	28	1.72	387	.933	7	6	3	3	10	0
2022-23	CU	16 - 14	884.69	27	1.84	289	.915	9	5	1	2	9	0
TOTAL		33 - 30	1864.14	55	1.78	676	.925	16	11	4	5	19	0

SHANE AT A GLANCE

Most Saves 42, at Quinnipiac (2/25/22)
Assists N/A

First Game at Arizona State (1/2/22)
First Start at North Dakota (1/7/22)
First Shutout at Yale (1/15/22)

Last Shutout vs. Dartmouth (12/3/22) - 2 games
Last Assist. N/A



#33 REMINGTON KEOPPLE

Goaltender • Fr. • 6-2 • 190 lbs • Catches: Left
New Richmond, Wisconsin • Des Moines Buccaneers (USHL)

SEASON	TEAM	GP-GS	Minutes	GA	GAAvg	Saves	Save%	W	L	T	Sho	PPG	SHG
2022-23	CU	4 - 3	129.47	7	3.25	36	.837	1	1	0	0	1	1
TOTAL		4 - 3	129.47	7	3.25	36	.837	1	1	0	0	1	1

KEOPPLE AT A GLANCE

Most Saves 17, vs. Brown (11/19/22)
Assists N/A

First Game at Minnesota Duluth (10/29/22)
First Start at Minnesota Duluth (10/29/22)
First Shutout N/A

Last Shutout N/A
Last Assist. N/A



#34 RYAN MCINCHAK

Goaltender • Jr. • 6-0 • 175 lbs • Catches: Left
Trenton, Michigan • American International College (AHA)

SEASON	TEAM	GP-GS	Minutes	GA	GAAvg	Saves	Save%	W	L	T	Sho	PPG	SHG
2020-21	AIC	2 - 1	99.55	0	0	37	1.000	1	0	0	1	0	0
2021-22	AIC	1 - 0	33.07	1	1.82	13	.929	0	1	0	0	0	0
2022-23	CU	1 - 0	3.35	1	17.92	1	.500	0	0	0	0	0	0
TOTAL FOR CU		1 - 0	3.35	1	17.92	1	.500	0	0	0	0	0	0
TOTAL		4 - 1	135.97	2	0.89	51	.962	1	1	0	1	0	0

MCINCHAK AT A GLANCE

Most Saves 20, vs. Holy Cross (1/30/21)
Assists N/A

First Game vs. Holy Cross (1/29/21)
First Start vs. Holy Cross (1/30/21)
First Shutout vs. Holy Cross (1/30/21)

Last Shutout vs. Holy Cross (1/30/21) - 3 games
Last Assist. N/A

2022-23 GAME HIGHS

CORNELL HIGHS

POINTS	21	vs. AIC (12/29/22)
GOALS	8	vs. AIC (12/29/22)
ASSISTS	13	vs. AIC (12/29/22)
SHOTS ON GOAL	39	vs. Brown (11/19/22)
SAVES	36	at Boston University (1/14/23)
PENALTIES	7	at Clarkson (11/12/22)
PIM	23	at Quinnipiac (11/5/22)

OPPONENT HIGHS

POINTS	12	(2x), Last: at Boston Univ. (1/14/22)
GOALS	4	(5x), Last: at Boston Univ. (1/14/23)
ASSISTS	8	(2x), Last: at Boston Univ. (1/14/23)
SHOTS ON GOAL	40	at Boston University (1/14/23)
SAVES	34	(3x), Last: vs. Brown (11/19/22)
PENALTIES	7	at Clarkson (11/12/22)
PIM	25	at Clarkson (11/12/22)

CORNELL LOWS

POINTS	0	at Quinnipiac (11/5/22)
GOALS	0	at Quinnipiac (11/5/22)
ASSISTS	0	at Quinnipiac (11/5/22)
SHOTS ON GOAL	9	at Quinnipiac (11/5/22)
SAVES	9	vs. AIC (12/29/22)
PENALTIES	1	vs. Harvard (12/2/22)
PIM	2	vs. Harvard (12/2/22)

OPPONENT LOWS

POINTS	0	(2x), Last: vs. Dartmouth (12/3/22)
GOALS	0	(2x), Last: vs. Dartmouth (12/3/22)
ASSISTS	0	(3x), Last: vs. Dartmouth (12/3/22)
SHOTS ON GOAL	11	vs. Dartmouth (12/3/22)
SAVES	9	at Quinnipiac (11/5/22)
PENALTIES	0	vs. Harvard (12/2/22)
PIM	0	vs. Harvard (12/2/22)

FIVE-YEAR SITUATIONAL STATS

	2022-23	2021-22	2019-20	2018-19	2017-18	5-YR TOTAL
Overall...	10-6-1	18-10-4	23-2-4	21-11-4	25-6-2	97-35-15
ECAC Hockey games...	7-3-0	12-6-4	18-2-2	13-5-4	17-3-2	67-19-12
Ivy League games...	4-1-0	5-3-2	9-1-1	8-3-1	9-1-1	35-9-5
Non-conference games...	3-3-1	6-4-0	5-0-2	8-6-0	8-3-0	30-16-3
At home...	5-1-1	9-4-3	11-0-2	12-6-0	15-2-0	52-13-6
On the road...	4-5-0	8-6-1	10-2-1	7-2-4	9-2-2	38-17-8
At a neutral site...	1-0-0	1-0-0	2-0-1	2-3-0	1-2-0	7-5-1
Leading after the 1st...	7-2-0	10-3-3	15-0-0	15-3-1	13-2-0	60-10-4
Trailing after the 1st...	2-4-1	2-6-1	0-1-0	2-5-2	2-2-1	8-18-5
Tied after the 1st...	1-0-0	6-1-0	8-1-4	4-3-1	10-2-1	29-7-6
Leading after the 2nd...	9-0-0	12-0-1	20-0-0	20-2-2	19-0-0	80-2-3
Trailing after the 2nd...	1-4-1	3-8-1	0-2-3	0-8-0	1-4-1	5-26-6
Tied after the 2nd...	0-2-0	3-2-2	3-0-1	1-1-2	5-2-1	12-7-6
Outshooting opponent...	10-3-1	12-8-2	17-1-3	14-9-1	15-4-1	68-25-8
Being outshot...	0-2-0	5-1-2	3-1-1	7-2-3	9-2-1	24-8-7
Shots are even...	0-1-0	1-1-0	3-0-0	0-0-0	1-0-0	5-2-0
One-goal margin...	2-3	7-7	3-1	6-6	10-3	28-20
Two-goal margin...	2-2	3-1	7-0	7-1	6-1	25-5
Three-plus-goal margin...	6-1	8-2	13-1	8-4	9-2	44-10
Scoring first...	8-2-0	12-2-3	20-0-1	20-6-2	22-4-0	82-14-6
Opponent scores first...	2-4-1	6-8-1	3-2-3	1-5-2	3-2-1	15-21-8
In October...	0-2-0	2-0-0	0-0-0	0-2-0	2-0-0	4-4-0
In November...	6-2-0	6-1-0	9-0-0	5-3-0	7-1-0	33-7-0
In December...	2-1-1	1-0-1	1-1-0	1-0-0	2-1-0	7-3-2
In January...	2-1-0	4-3-2	4-1-4	6-1-1	7-0-1	23-6-8
In February...	0-0-0	4-4-1	9-0-0	4-2-2	5-2-1	22-8-4
In March...	0-0-0	1-2-0	0-0-0	5-3-1	2-2-0	8-7-1
On a Sunday...	0-0-0	0-2-0	1-0-0	1-1-0	0-0-0	2-3-0
On a Monday...	0-0-0	0-0-0	0-0-0	0-0-0	0-0-0	0-0-0
On a Tuesday...	1-0-0	0-1-0	0-0-0	0-0-0	1-0-0	2-1-0
On a Wednesday...	0-0-0	0-0-0	0-0-0	0-0-0	0-0-0	0-0-0
On a Thursday...	1-0-0	0-0-0	0-0-0	0-0-0	0-0-0	1-0-0
On a Friday...	4-2-1	7-5-1	11-1-1	10-5-1	12-2-1	44-15-5
On a Saturday...	4-4-0	11-2-3	11-1-3	10-5-3	13-4-0	49-16-9
First of back-to-back...	5-2-0	7-6-1	12-1-1	11-5-1	11-1-2	46-15-5
Second of back-to-back...	3-3-1	9-2-3	10-1-3	9-5-3	11-3-0	42-14-10
Third in three days...	0-0-0	0-1-0	0-0-0	1-0-0	0-0-0	1-1-0
In a single game...	2-1-0	2-1-0	1-0-0	0-1-0	3-2-0	8-5-0
In overtime...	0-1-1	4-1-4	0-0-4	0-0-4	0-3-4	4-5-17
In shootouts...	1-0	0-4	0-0	0-1	0-0	1-5
vs. ECAC Hockey opp...	7-3-0	13-8-4	18-2-2	16-8-4	19-4-2	73-25-12
vs. Atlantic Hockey opp...	2-0-1	0-0-0	0-0-0	0-0-0	2-0-0	4-0-1
vs. Hockey East opp...	1-1-0	1-0-0	1-0-1	1-1-0	1-1-0	5-3-1
vs. Big Ten opp...	0-0-0	0-0-0	3-0-0	0-2-0	0-0-0	3-2-0
vs. NCHC opp...	0-2-0	2-0-0	0-0-0	0-0-0	1-1-0	3-3-0
vs. WCHA opp...	0-0-0	0-0-0	1-0-1	2-0-0	2-0-0	5-0-1
vs. Independent opp...	0-0-0	2-2-0	0-0-0	2-0-0	0-0-0	4-2-0
Ranked in USA Today poll...	1-5-0	5-1-0	4-0-1	5-3-2	2-2-1	17-11-4
Ranked in USCHO.com poll...	1-5-0	5-1-1	6-1-3	7-3-2	6-3-1	25-13-7

2022-23 CORNELL TEAM AND PLAYER COMBINED STATISTICS

Team Records

Date	Opponent	Score	Att.
10/28/2022	at Minn. Duluth	L 2-3	4158
10/29/2022	at Minn. Duluth	L 2-4	4395
* 11/04/2022	at Princeton	W 3-1	2171
* 11/05/2022	at Quinnipiac	L 0-2	3439
* 11/11/2022	at St. Lawrence	W 5-1	1395
* 11/12/2022	at Clarkson	L 1-4	2782
* 11/18/2022	Yale	W 5-2	3717
* 11/19/2022	Brown	W 5-1	3695
11/22/2022	Sacred Heart	W 2-1	2772
11/26/2022	vs UConn	W 6-0	12247
* 12/02/2022	Harvard	Lot 1-2	4267
* 12/03/2022	Dartmouth	W 1-0	4267
12/29/2022	American Int'l	W 8-4	2927
12/30/2022	American Int'l	Tot 3-3	3024
* 01/06/2023	at Union (NY)	W 6-1	2185
* 01/07/2023	at Rensselaer	W 6-4	2724
01/14/2023	at Boston U.	L 3-4	5346

Team Statistics

	CU	OPP
SHOT STATISTICS		
Goals-Shot attempts	59-581	57-383
Shot pct.	.116	.162
Goals/Game	3.47	2.16
Shots/Game	29.47	21.39
POWER PLAYS		
Goals-Power Plays	15-53	10-47
Conversion pct.	.283	.149
Shot Attempts	73	71
Shot pct.	.176	.141
SHORT-HANDED		
Goals-Shot attempts	1-17	1-9
Shot pct.	.059	.200
GOAL BREAKDOWN		
Power Play	13	10
Short-handed	1	1
Empty net	2	2
Penalty	1	0
Unassisted	3	3
Overtime	0	1
Delayed Penalty	0	0
Game winning	10	6
First Goal	10	7
Game Tying Goal	1	0
Empty Attacker	1	0
BLOCKS		
Blocks	210	287
Blocks/Game	12.35	12.16
PENALTIES		
Number	76	84
Minutes	174	139
Penalties/Game	4.47	3.76
Pen minutes/Game	19.24	8.16
FACEOFFS (W-L)		
Faceoff W-L pct.	534-461	461-534
SHOOTOUTS (Made-Att)	2-3	0-2

Game Records

Record	Overall	Home	Away	Neutral
ALL GAMES	10-6-1	5-1-1	4-5-0	1-0-0
CONFERENCE	7-3-0	3-1-0	4-2-0	0-0-0
NON-CONFERENCE	3-3-1	2-0-1	0-3-0	1-0-0

			Shots					Penalties	Goals	Blocks	Faceoffs			
#	Player	GP	G	A	PTS	SH	SH%	PEN-MIN	PP	SH	BLK	FOW	FOL	FO%
16	Sege, Gabriel	15	5	13	18	22	.227	2-15	3	0	4	149	88	.629
29	Berard, Ben	17	4	12	16	46	.087	2-4	0	0	13	0	0	.000
28	DeSantis, Nick	13	5	7	12	15	.333	3-6	2	0	2	0	0	.000
24	Malinski, Sam	17	3	9	12	41	.073	3-6	1	1	21	0	0	.000
17	Bancroft, Dalton	16	4	6	10	28	.143	4-8	2	0	7	1	3	.250
15	Andreev, Max	15	3	7	10	24	.125	9-18	2	0	10	126	130	.492
22	Penney, Kyle	16	3	6	9	21	.143	2-4	1	0	4	38	45	.458
11	Donaldson, Sean	16	2	7	9	31	.065	0-0	0	0	3	0	0	.000
26	Psenicka, Ondrej	17	4	4	8	33	.121	3-6	0	0	8	33	34	.493
10	Mitchell, Travis	17	4	4	8	32	.125	6-12	0	0	30	0	0	.000
21	Tupker, Zach	17	4	3	7	38	.105	7-14	0	0	6	148	108	.578
19	Mack, Sullivan	12	3	4	7	11	.273	2-4	0	0	3	0	0	.000
20	Stienburg, Matt	13	2	4	6	34	.059	7-14	1	0	13	2	8	.200
12	Rego, Tim	17	2	4	6	16	.125	4-8	0	0	19	0	0	.000
13	Malone, Jack	17	3	2	5	33	.091	1-2	1	0	10	37	44	.457
9	O'Leary, Jack	12	2	3	5	15	.133	1-2	0	0	9	0	0	.000
23	Wallace, Winter	8	2	1	3	8	.250	5-10	0	0	3	0	0	.000
5	Dirven, Sebastian	17	1	2	3	18	.056	6-23	0	0	12	0	0	.000
27	Suda, Michael	16	0	3	3	11	.000	2-4	0	0	10	0	1	.000
8	Lagerstrom, Jack	7	1	1	2	10	.100	2-4	0	0	2	0	0	.000
4	Kempf, Hank	14	1	1	2	9	.111	2-4	0	0	20	0	0	.000
18	Kovich, Kyler	8	1	0	1	5	.200	1-2	0	0	1	0	0	.000
34	McInchak, Ryan	1	0	0	0	0	.000	0-0	0	0	0	0	0	.000
30	Shane, Ian	16	0	0	0	0	.000	1-2	0	0	0	0	0	.000
33	Keopple, Remington	4	0	0	0	0	.000	0-0	0	0	0	0	0	.000
TM	TEAM	17	0	0	0	0	.000	1-2	0	0	0	0	0	.000
Totals		17	59	103	162	501	.118	76-174	13	1	210	534	461	.537
Opponents		17	37	58	95	363	.102	64-139	10	1	207	461	534	.463

#	Player	GP	MIN	GA	GA AVG	SAVES	SAVES%	W-L-T-SHO
34	McInchak, Ryan	1	03:21	1	17.91	1	.500	0-0-0-0
30	Shane, Ian	16	884:41	27	1.83	289	.915	9-5-1-2
33	Keopple, Remington	4	129:28	7	3.24	36	.837	1-1-0-0
TM	EMPTY NET	-	08:41	2	13.82	0	.000	0-0-0-0
Totals		17	1026:11	37	2.16	326	.898	10-6-1-2
Opponents		17	1026:11	59	3.45	442	.882	6-10-1-1

Attendance Summary

	CU	Opponents
Total	24669	28595
Dates/Avg Per Date	7 / 3524	9 / 3177
Neutral Site #/Avg	1 / 12247	

Goals by Period

Team	1st	2nd	3rd	OT	TOTAL
CU	19	25	15	0	59
Opponents	13	12	11	1	37

Shots by Period

Team	1st	2nd	3rd	OT	TOTAL
CU	169	187	142	3	501
Opponents	119	117	123	4	363

Saves by Period

Team	1st	2nd	3rd	OT	TOTAL
CU	106	105	112	3	326
Opponents	150	162	127	3	442

THE LAST TIME ...

GAME NUMBERS FOR HOME, ROAD, NEUTRAL SITE, AND HOME-AND-HOME SERIES ARE BASED UPON THOSE TYPES OF GAMES

SCORING

Recorded a Hat Trick at Home (19 games)	11/13/21 at RPI (Max Andreev — 4 goals)
Recorded a Hat Trick on the Road (21 games)	12/3/21 at St. Lawrence (Matt Stienburg)
Recorded a Hat Trick at Neutral Site (0 games)	11/26/22 vs. UConn (Dalton Bancroft)
Allowed Hat Trick at Home (359 games)	3/5/99 vs. St. Lawrence (John Poapst)
Allowed Hat Trick on the Road (73 games)	11/5/16 at Harvard (Lewis Zerber-Gossage)
Allowed Hat Trick at Neutral Site (52 games)	3/21/09 vs. Yale (Sean Backman)
Scored Two Hat Tricks in a Game (925 games)	2/26/94 vs. Yale (Jake Karam & Vincent Auger)
Defenseman Scored Hat Trick (1,269 games)	2/20/82 vs. Maine (Joe Gallant)
Hat Trick in Consecutive Games (1,020 games)	1/22/91 at Colgate; 1/26/91 at Dartmouth (Doug Derraugh)
Hat Trick in 3+ Straight Games (1,393 games)	1/21/78 vs. Yale; 1/25/78 vs. Princeton; 1/28/78 vs. Penn (Brock Tredway)
Scored 4+ Goals in a Game (43 games)	11/13/21 vs. RPI (Max Andreev -- 4 goals)
Scored 5+ Goals in a Game (1,763 games)	1/13/65 vs. Hamilton (Doug Ferguson -- 6 goals)
Two Multi-Goal Scorers in a Game (4 games)	12/29/22 vs. AIC (Sullivan Mack and Ondrej Psenicka)
Three Multi-Goal Scorers in a Game (117 games)	3/9/18 vs. Quinnipiac (Alex Rauter, Beau Starrett & Mitch Vanderlaan)

SCORING MARGINS

Shut out Opponent at Home (2 games)	12/3/22 vs. Dartmouth (Ian Shane, 11 saves)
Shut out Opponent on the Road (9 games)	2/26/22 at Princeton (Ian Shane, 23 saves)
Shut out Opponent at Neutral Site (0 games)	11/26/22 vs. UConn (Ian Shane, 27 saves)
Were Shut out at Home (65 games)	11/18/17 vs. Clarkson (Jake Kielly, 15 saves)
Were Shut out on the Road (5 games)	11/5/22 at Quinnipiac (Yaniv Perets, 9 saves)
Were Shut out at Neutral Site (5 games)	3/31/19 vs. Providence (Hayden Hawkey, 19 saves)
Recorded Two Straight Shutouts (20 games)	2/25/22 at Quinnipiac (Ian Shane, 42 saves) 2/26/22 at Princeton (Ian Shane, 23 saves)
Recorded Three Straight Shutouts (50 games)	2/21/20 at Yale (Matthew Galajda, 17 saves) 2/22/20 at Brown (Matthew Galajda, 19 saves) 2/28/20 vs. St. Lawrence (Matthew Galajda, 26 saves)
Shut out in Two Straight Games (234 games)	12/28/14 vs. Lake Superior (Gordon Defiel, 39 saves) 12/29/14 vs. Miami (Jay Williams, 15 saves)
Shut out in Three Straight Games (1,861 games)	2/6/60 vs. Princeton (Clifford Michel - 14 saves) 2/12/60 at Dartmouth (Tom Wahman - 15 saves) 2/13/60 at Brown (Roderick McGarry - 26 saves)

Won 1-0 Game at Home (2 games)	12/3/22 vs. Dartmouth (Travis Mitchell)
Lost 1-0 Game at Home (108 games)	2/6/15 vs. Quinnipiac (Travis St. Denis)
Won 1-0 Game on Road (10 games)	2/25/22 at Quinnipiac (Jack Malone)
Lost 1-0 Game on Road (86 games)	1/15/16 at RPI (Chris Bradley)
Won 1-0 Game at Neutral Site (231 games)	12/30/67 vs. Toronto (Bob McGuinn)
Lost 1-0 Game at Neutral Site (63 games)	3/26/06 vs. Wisconsin (Jack Skille)
Won by 5+ Goals at Home (19 games)	11/13/21 vs. RPI (W, 11-3)
Lost by 5+ Goals at Home (103 games)	3/7/15 vs. Union (L, 0-7)
Won by 5+ Goals on Road (2 games)	1/6/23 at Union (W, 6-1)
Lost by 5+ Goals on Road (28 games)	1/31/20 at Quinnipiac (L, 0-5)
Won by 5+ Goals at Neutral Site (0 games)	11/26/22 vs. UConn (W, 6-0)
Lost by 5+ Goals at Neutral Site (13 games)	3/25/17 vs. UMass Lowell (L, 0-5)

OVERTIME GAMES

Won Home Game in Overtime (15 games)	1/22/22 vs. Quinnipiac (Ben Berard)
Lost Home Game in Overtime (3 games)	12/2/22 vs. Harvard (Sean Farrell)
Won Road Game in Overtime (89 games)	11/14/15 at Colgate (Anthony Angello)
Lost Road Game in Overtime (83 games)	1/30/16 at St. Lawrence (Joe Sullivan)
Won Neutral Site Game in Overtime (20 games)	12/28/15 vs. Providence (Jeff Kubiak)
Lost Neutral Site Game in Overtime (7 games)	3/23/19 vs. Clarkson (Chris Klack)

TEAM SCORING

Scored 10+ Goals at Home (19 games)	11/13/21 vs. RPI (W, 11-3)
Allowed 10+ Goals at Home (524 games)	1/21/87 vs. Colgate (L, 4-10)
Scored 10+ Goals on Road (441 games)	2/18/89 at Brown (W, 10-3)
Allowed 10+ Goals on Road (116 games)	3/16/13 at Quinnipiac (L, 0-10)
Scored 10+ Goals at Neutral Site (151 games)	1/4/85 vs. McGill (T, 10-10)
Allowed 10+ Goals at Neutral Site (119 games)	12/27/95 vs. Colorado College (L, 0-11)
5-Goal Period at Home (1 game)	12/29/22 vs. AIC (5 goals — 2nd period)
5-Goal Period on Road (256 games)	11/15/02 at Vermont (5 goals -- 1st period)
5-Goal Period at Neutral Site (149 games)	3/16/85 vs. Clarkson (5 goals -- 3rd period)

SPECIAL TEAMS SCORING

Scored 3+ Power-Play Goals (49 games)	2/29/20 vs. Clarkson (3 goals)
Allowed 3+ Power-Play Goals (1 game)	1/7/22 at Union (4 goals)
Scored 4+ Power-Play Goals (277 games)	10/26/13 at Omaha (4 goals)
Allowed 4+ Power-Play Goals (1 game)	1/7/22 at Union (4 goals)
Scored a Short-Handed Goal (12 games)	11/11/22 at St. Lawrence (Sam Malinski)
Scored 2+ Short-Handed Goals (332 games)	1/13/12 at Quinnipiac (Sean Collins & Joel Lowry)
Allowed a Short-Handed Goal (9 games)	11/19/22 vs. Brown (Matt Sutton)
Allowed 2+ Short-Handed Goals (25 games)	2/11/22 at RPI (Jake Johnson & Jakob Lacka)
Scored a Short-Handed Goal in OT (242 games)	11/14/14 vs. Clarkson (Eric Freschi)

Scored SHG in Consecutive Games (494 games)

2/9/07 at Union (Mitch Carefoot)
2/10/07 at RPI (Mark McCutcheon)

EMPTY-NET GOALS

Scored Empty-Net Goal at Home (9 games)	3/11/22 vs. Clarkson (Kyle Penney)
Scored Empty-Net Goal on Road (4 games)	11/11/22 at St. Lawrence (Sam Malinski)
Scored Empty-Net Goal at Neutral Site (3 games)	1/2/20 vs. Ohio State (Noah Bauld)
Allowed Empty-Net Goal at Home (16 games)	1/21/22 vs. Princeton (Ian Murphy)
Allowed Empty-Net Goal on Road (3 games)	11/12/22 at Clarkson (Ayrton Martino)
Allowed Empty-Net Goal at Neutral Site (9 games)	11/24/18 vs. Harvard (Adam Fox)
Scored with an Extra Attacker (0 games)	12/30/22 vs. AIC (Ondrej Psenicka)

PENALTY SHOTS

Scored on a Penalty Shot (1 game)	1/7/23 at RPI (Zach Tupker)
Unsuccessful on a Penalty Shot (158 games)	2/11/17 vs. Yale (Trevor Yates)
Allowed a Goal on a Penalty Shot (228 games)	1/24/15 vs. Dartmouth (Eric Neiley)
Stopped Shooter on Penalty Shot (34 games)	1/8/22 at North Dakota (Mark Senden)

GOALTENDING FEATS

Scored a Goal (268 games)	11/26/13 vs. Niagara (Mitch Gillam)
Recorded a Point (81 games)	3/22/19 vs. Brown (Matthew Galajda — assist)
Made 40+ Saves (21 games)	2/25/22 at Quinnipiac: Ian Shane (42 saves)
Made 50+ Saves (279 games)	3/17/13 at Quinnipiac: Andy Iles (60 saves)
Made 60+ Saves (279 games)	3/17/13 at Quinnipiac: Andy Iles (60 saves)

TEAM ACCOMPLISHMENTS

Won a National Championship	1969-70 (defeated Clarkson — W, 6-4)
Played in the Frozen Four	2002-03 — vs. New Hampshire, L, 3-2)
Won an NCAA Tournament Game	2018-19 — vs. Northeastern — W, 5-1)
Won Whitelaw Cup (ECAC Championship)	2009-10
Won Cleary Cup (ECAC Regular-Season Champion)	2019-20
Won Ivy League Championship	2019-20

2022-23 CORNELL BIG RED GAME-BY-GAME SCORING BREAKDOWN

Date	Opponent	Score	2 Muzyka	3 O'Brien	4 Kempf	5 Dirven	7 Rayhill	8 Lagerstrom	9 O'Leary	10 Mitchell	11 Donaldson	12 Rego	13 Malone	15 Andreev	16 Seger
10/28	at Minn. Duluth	L, 2-3	DND	DND	0-0-0	0-0-0	DND	0-0-0	1-0-1	0-0-0	0-0-0	0-0-0	0-0-0	0-0-0	0-0-0
10/29	at Minn. Duluth	L, 2-4	DND	DND	0-0-0	0-0-0	DND	0-0-0	DND	0-0-0	1-0-1	0-1-1	0-0-0	0-0-0	0-1-1
11/4	at Princeton	W, 3-1	DND	DND	0-0-0	0-0-0	DND	0-0-0	DND	1-0-1	0-0-0	1-0-1	0-0-0	0-2-2	1-0-1
11/5	at Quinnipiac	L, 0-2	DND	DND	0-0-0	0-0-0	DND	0-0-0	0-0-0	0-0-0	DND	0-0-0	0-0-0	0-0-0	0-0-0
11/11	at St. Lawrence	W, 5-1	DND	DND	0-1-1	0-1-1	DND	DND	0-0-0	0-1-1	0-0-0	0-0-0	0-0-0	2-1-3	0-2-2
11/12	at Clarkson	L, 1-4	DND	DND	0-0-0	0-0-0	DND	DND	DND	0-0-0	0-0-0	0-1-1	0-0-0	0-0-0	DND
11/18	Yale	W, 5-2	DND	DND	DND	0-0-0	DND	0-0-0	0-1-1	0-1-1	0-2-2	0-0-0	0-0-0	DND	1-0-1
11/19	Brown	W, 5-1	DND	DND	DND	0-0-0	DND	1-0-1	1-0-1	0-0-0	0-2-2	0-0-0	0-0-0	0-1-1	0-1-1
11/22	Sacred Heart	W, 2-1	DND	DND	DND	0-0-0	DND	0-1-1	0-1-1	0-0-0	0-1-1	0-0-0	0-0-0	0-0-0	DND
11/26	vs. UConn	W, 6-0	DND	DND	0-0-0	0-0-0	DND	DND	0-0-0	0-0-0	0-0-0	0-1-1	0-0-0	1-1-2	0-1-1
12/2	Harvard	L, 1-2 (OT)	DND	DND	0-0-0	0-0-0	DND	DND	DND	1-0-1	0-1-1	0-1-1	0-0-0	0-0-0	0-0-0
12/3	Dartmouth	W, 1-0	DND	DND	0-0-0	0-0-0	DND	DND	0-0-0	1-0-1	0-0-0	0-0-0	0-0-0	DND	0-1-1
12/29	AIC	W, 8-4	DND	DND	0-0-0	0-1-1	DND	DND	0-1-1	1-1-2	0-0-0	0-0-0	1-2-3	0-1-1	0-1-1
12/30	AIC	T, 3-3 (SOW)	DND	DND	0-0-0	0-0-0	DND	DND	0-0-0	0-0-0	0-1-1	0-0-0	0-0-0	0-0-0	0-1-1
1/6	at Union	W, 6-1	DND	DND	0-0-0	1-0-1	DND	DND	0-0-0	0-0-0	0-0-0	1-0-1	2-0-2	0-1-1	1-2-3
1/7	at RPI	W, 6-4	DND	DND	1-0-1	0-0-0	DND	DND	0-0-0	0-0-0	1-0-1	0-0-0	0-0-0	0-0-0	1-1-2
1/14	at Boston Univ.	L, 3-4	DND	DND	0-0-0	0-0-0	DND	DND	0-0-0	0-1-1	0-0-0	0-0-0	0-0-0	0-0-0	1-2-3

Date	Opponent	Score	17 Bancroft	18 Kovich	19 Mack	20 Stienburg	21 Tupker	22 Penney	23 Wallace	24 Malinski	26 Psenicka	27 Suda	28 DeSantis	29 Berard
10/28	at Minn. Duluth	L, 2-3	0-1-1	DND	DND	0-0-0	0-1-1	0-1-1	1-0-1	0-0-0	0-1-1	0-0-0	DND	0-0-0
10/29	at Minn. Duluth	L, 2-4	0-0-0	0-0-0	DND	0-1-1	0-0-0	0-0-0	DND	0-0-0	0-0-0	0-1-1	0-0-0	1-0-1
11/4	at Princeton	W, 3-1	0-0-0	DND	DND	0-0-0	0-0-0	0-1-1	0-0-0	0-0-0	0-0-0	0-0-0	0-0-0	0-1-1
11/5	at Quinnipiac	L, 0-2	DND	0-0-0	DND	0-0-0	0-0-0	0-0-0	0-0-0	0-0-0	0-0-0	0-0-0	0-0-0	0-0-0
11/11	at St. Lawrence	W, 5-1	0-0-0	1-0-1	0-0-0	0-0-0	0-0-0	DND	DND	1-1-2	0-1-1	0-0-0	1-0-1	0-2-2
11/12	at Clarkson	L, 1-4	0-0-0	0-0-0	0-0-0	0-0-0	1-0-1	0-0-0	0-1-1	0-0-0	0-0-0	0-0-0	0-0-0	0-0-0
11/18	Yale	W, 5-2	1-1-2	0-0-0	0-1-1	0-1-1	2-0-2	0-0-0	DND	0-1-1	0-1-1	0-0-0	1-0-1	0-0-0
11/19	Brown	W, 5-1	0-1-1	DND	0-1-1	1-0-1	0-1-1	1-2-3	1-0-1	0-1-1	0-0-0	0-0-0	DND	0-0-0
11/22	Sacred Heart	W, 2-1	0-1-1	0-0-0	1-0-1	0-0-0	0-0-0	1-0-1	DND	0-0-0	0-0-0	0-0-0	0-0-0	0-0-0
11/26	vs. UConn	W, 6-0	3-0-3	DND	0-2-2	1-1-2	0-1-1	0-0-0	0-0-0	0-1-1	1-0-1	0-1-1	DND	0-1-1
12/2	Harvard	L, 1-2 (OT)	0-0-0	DND	0-0-0	0-0-0	0-0-0	0-0-0	0-0-0	0-0-0	0-0-0	0-0-0	0-0-0	0-0-0
12/3	Dartmouth	W, 1-0	0-0-0	DND	0-0-0	0-1-1	0-0-0	0-0-0	0-0-0	0-0-0	0-0-0	0-0-0	0-0-0	0-0-0
12/29	AIC	W, 8-4	0-0-0	DND	2-0-2	0-0-0	0-0-0	1-1-2	DND	0-0-0	2-1-3	0-1-1	1-1-2	0-2-2
12/30	AIC	T, 3-3 (SOW)	0-1-1	0-0-0	0-0-0	DND	0-0-0	0-0-0	DND	0-1-1	1-0-1	0-0-0	2-0-2	0-2-2
1/6	at Union	W, 6-1	0-1-1	DND	0-0-0	DND	0-0-0	0-1-1	0-0-0	0-2-2	0-0-0	0-0-0	0-1-1	1-1-2
1/7	at RPI	W, 6-4	0-0-0	0-0-0	0-0-0	DND	1-0-1	0-0-0	DND	1-0-1	0-0-0	0-0-0	0-4-4	1-3-4
1/14	at Boston Univ.	L, 3-4	0-0-0	DND	0-0-0	DND	0-0-0	0-0-0	0-0-0	1-2-3	0-0-0	0-0-0	0-1-1	1-0-1

NOTE: SHADED DENOTES MULTI-GAME POINT STREAK

CORNELL SPECIAL TEAMS GAME-BY-GAME BREAKDOWN

Key:
○ 5-on-4 killed; ● 5-on-4 goal; □ 4-on-3 killed; ■ 4-on-3 goal; ⊙ 5-on-4 major penalty killed; ⊕ 5-on-4 major penalty goal; ▣ 4-on-3 major penalty goal;
⊗ 5-on-3 killed; ⊛ 5-on-3 goal; ◇ 4-on-3 then 5-on-4 killed; ◆ 5-on-4 goal after 4-on-3 killed; ⊖ shorthanded goal; ⊡ 4-on-3 major penalty killed

Date	Opponent	1st Per. PPs	2nd Per. PPs	3rd Per. PPs	OT PPs	1st Per. PKs	2nd Per. PKs	3rd Per. PKs	OT PKs
10/28	at Minnesota Duluth	○	○	○		○○	○		
10/29	at Minnesota Duluth	○	○○	○⊗		○○○	●	○	
11/4	at Princeton	○	○●				○○	○●○	
11/5	at Quinnipiac		⊗	○○		○○	⊙	○○	
11/11	at St. Lawrence	○●	○●	○			○○	○⊖	
11/12	at Clarkson	○	○○	⊙○		●○	○●○		
11/18	Yale	○	●●					⊗○○	
11/19	Brown	⊖●		●		○	○	○	
11/22	Sacred Heart	○					○	○	
11/26	vs. UConn		○●	○		○	○	○○	
12/2	Harvard					○			
12/3	Dartmouth		○○			○○	○		
12/29	AIC	○	○	○		○	○		
12/30	AIC			○●○○			○⊗		
1/6	at Union		●●			○	○⊗	○	
1/7	at RPI	⊗	■			○	●●●○○	○●	
1/14	at Boston University	○		●○		○	⊗⊗	●	

CORNELL SPECIAL TEAMS BREAKDOWN

Jan. 7 at RPI					Last Saturday at Boston University				Season Totals			
Cornell PP	PPG	Opp.	(Opp Goals)	PP Time	PPG	Opp.	(Opp Goals)	PP Time	PPG/Opp.	(Opp Goals)	Time	PP%
5-on-4	0	2	0	3:08	1	3	0	5:58	12/53	1	83:03	22.6%
5-on-3	0	1	0	0:26	—	—	—	—	0/3	0	1:36	0.0%
4-on-3	1	1	0	0:52	—	—	—	—	1/1	0	0:52	100.0%
Cornell PK	PPG	Opp.	(CU Goals)	PK Time	PPG	Opp.	(CU Goals)	PK Time	PPG/Opp.	(CU Goals)	Time	PK%
5-on-4	4	8	0	11:19	1	6	0	7:16	9/67	1	112:13	86.6%
5-on-3	—	—	—	—	0	2	0	2:00	1/5	0	5:11	80.0%
4-on-3	—	—	—	—	—	—	—	—	0/0	0	0:00	0.0%
Even Strength	CU Goals	Chances	Opp Goals	Time	CU Goals	Chances	Opp Goals	Time	CU Goals	Chances	Opp Goals	Time
4-on-4	0	3	0	3:08	—	—	—	—	0	11	0	14:31
3-on-3	—	—	—	—	—	—	—	—	0	0	0	0:00
Cornell Pulled Goalie	CU Goals	Chances	Opp Goals	Time	CU Goals	Chances	Opp Goals	Time	CU Goals	Chances	Opp Goals	Time
6-on-5	—	—	—	—	0	1	0	0:03	1	7	2	5:09
6-on-4	—	—	—	—	—	—	—	—	0	2	0	1:31
6-on-3	—	—	—	—	—	—	—	—	0	1	0	0:15
Opp. Pulled Goalie	CU Goals	Chances	Opp Goals	Time	CU Goals	Chances	Opp Goals	Time	CU Goals	Chances	Opp Goals	Time
6-on-5	—	—	—	—	—	—	—	—	1	3	0	4:44
6-on-4	—	—	—	—	—	—	—	—	1	1	0	0:09
6-on-3	—	—	—	—	—	—	—	—	0	0	0	0:00

Pulled Goalie situations does not include delayed penalty scenarios