



MEN'S HOCKEY GAME NOTES

LYNAH RINK ► 536 CAMPUS ROAD, ITHACA, N.Y. 14853

CORNELLBIGRED.COM ► @CORNELLMHOCKEY ► @CORNELLSPORTS ► @ECACHOCKEY ► @IVYLEAGUE ► #YELLCORNELL



AIC

RECORD: 10-7-4 • 8-5-2 AHA
USCHO: RV • USA TODAY: RV
PAIRWISE RANKING: 33

THU., DEC. 29, 2022 • 7:00 P.M. • LYNAL RINK

GAME NO. 13 | TV: ESPN+ | RADIO: WHCU (870 AM, 97.7 FM)

2ND ALL-TIME MEETING • CORNELL LEADS, 1-0-0 (MORE INFO PG. 7)

FRI., DEC. 30, 2022 • 7:00 P.M. • LYNAL RINK

GAME NO. 14 | TV: ESPN+ | RADIO: WHCU (870 AM, 97.7 FM)

3RD ALL-TIME MEETING • CORNELL LEADS, 1-0-0 (MORE INFO PG. 7)

CORNELL

RECORD: 7-5-0 • 5-3-0 ECAC
USCHO: RV • USA TODAY: RV
PAIRWISE RANKING: 17



2022-23 SCHEDULE

DATE	OPPONENT	TV	TIME/RESULT
OCTOBER (0-2-0)			
10/15	OTTAWA (EXH.)	ESPN+	W, 5-1
10/20	GUELPH (EXH.)	ESPN+	W, 8-1
10/28	AT #19 MINN. DULUTH	NCHC.tv	L, 2-3
10/29	AT #19 MINN. DULUTH	NCHC.tv	L, 2-4
NOVEMBER (6-2-0)			
11/4	AT PRINCETON*	ESPN+	W, 3-1
11/5	AT #7 QUINNIPIAC*	ESPN+	L, 0-2
11/11	AT ST. LAWRENCE*	ESPN+	W, 5-1
11/12	AT CLARKSON*	ESPN+	L, 1-4
11/18	YALE*	ESPN+	W, 5-2
11/19	BROWN*	ESPN+	W, 5-1
11/22	SACRED HEART	ESPN+	W, 2-1
THE FROZEN APPLE (NEW YORK, N.Y.)			
11/26	VS. #6 UCONN	ESPN+	W, 6-0
DECEMBER (1-1-0)			
12/2	#7 HARVARD*	ESPN+	L, 1-2 (OT)
12/3	DARTMOUTH*	ESPN+	W, 1-0
12/29	AIC	ESPN+	7 P.M.
12/30	AIC	ESPN+	7 P.M.
JANUARY			
1/6	AT UNION*	ESPN+	7 P.M.
1/7	RPI*	ESPN+	7 P.M.
1/14	AT BOSTON UNIVERSITY	ESPN+	4 P.M.
1/20	QUINNIPIAC*	ESPN+	7 P.M.
1/21	PRINCETON*	ESPN+	7 P.M.
1/27	AT DARTMOUTH*	ESPN+	7 P.M.
1/28	AT HARVARD*	ESPN+	7 P.M.
FEBRUARY			
2/3	RPI*	ESPN+	7 P.M.
2/4	UNION*	ESPN+	7 P.M.
2/10	COLGATE*	ESPN+	7 P.M.
2/11	AT COLGATE*	ESPN+	7:30 P.M.
2/17	CLARKSON*	ESPN+	7 P.M.
2/18	ST. LAWRENCE*	ESPN+	7 P.M.
2/24	AT BROWN*	ESPN+	7 P.M.
2/25	AT YALE*	ESPN+	7 P.M.
MARCH			
ECAC HOCKEY CHAMPIONSHIPS (CAMPUS SITES)			
3/4 - 3/6	FIRST ROUND		TBD
3/11 - 3/13	QUARTERFINALS		TBD
ECAC HOCKEY CHAMPIONSHIPS (LAKE PLACID, N.Y.)			
3/18	SEMIFINALS		TBD
3/19	CHAMPIONSHIP		TBD

PUCK DROP

Following a three-week break from competition, the Cornell men's hockey team returns to action for a two-game, non-conference series against American International College. Puck drop for both contests at Lynah Rink are slated for 7 p.m.

LAST TIME OUT

Cornell split its last series against a pair of Ivy League foes in No. 7 Harvard and Dartmouth. Sean Farrell scored 1:11 into overtime to aid the visiting No. 7 Crimson to a 2-1 victory over the Big Red on Dec. 2 at Lynah Rink. Senior defenseman **TRAVIS MITCHELL** scored early in the first period, and sophomore goaltender **IAN SHANE** stopped all 11 shots in Cornell's 1-0 victory over Dartmouth on Dec. 3. Mitchell also scored the lone goal in the overtime loss to Harvard.

BLUELINER LIGHTS THE LAMP

After scoring in each of his last two games, senior defenseman Travis Mitchell is looking to become the fifth Cornell defenseman since 1990-91 to score in three consecutive games. **NICK D'AGOSTINO** is the last Cornell blueliner to light the goal light in three consecutive games, when he did so during the 2010-11 season. **DOUG MURRAY** (four-game streak in 2000-01 and a three-game streak in 2001-02) and **MARK McRAE** (2000-01) are the others to accomplish the feat.

SHANE EARNS HONORS

Sophomore goaltender **IAN SHANE** was ECAC Hockey's most recent Goaltender of the Week on Dec. 5 after stopping 34 of 36 shots in Cornell's most recent weekend series. It marked the third consecutive week Cornell received a weekly honor, as freshman forward **SEAN DONALDSON** received Rookie of the Week honors on Nov. 21 and fellow freshman forward **DALTON BANCROFT** was tabbed the ECAC's Forward and Rookie of the Week on Nov. 28.

LYNAH FAITHFUL

Playing in front of the Lynah Faithful has favored Cornell since **MIKE SCHAFER** took over as head coach prior to the 1995-96 season. Under Schafer, the Big Red is 265-102-44 at Lynah Rink (.698). According to data compiled from CollegeHockeyNews.com's database, Cornell has the sixth-best home win percentage in that span, trailing Michigan (.752), North Dakota (.726), Quinnipiac (.723), Boston College (.712), and Denver (.704). Cornell has been a hostile place to play college hockey dating back to the 2017-18 season. The Big Red has posted a 51-13-5 (.775) record, which trails Minnesota State's .863 clip.

CORNELL HISTORY

DEFENSEMEN WITH 3-GAME GOAL STREAKS Since 1990-91 Season

Player	Season	Games
Doug Murray	2000-01	4
Mark McRae	2000-01	3
Doug Murray	2001-02	3
Nick D'Agostino	2010-11	3
Travis Mitchell	2022-23	2

NCAA LEADERS

HIGHEST DIVISION I HOME WIN PERCENTAGE Since 2017-18 Season (as of 12/26/22)

School	W	L	T	W%
Minnesota State	90	13	3	.863
Cornell	51	13	5	.775
Denver	67	17	9	.769
St. Cloud State	65	17	8	.767
North Dakota	67	23	9	.722
Clarkson	61	20	13	.718
Harvard	44	16	5	.715
UMass	67	26	4	.711
Quinnipiac	64	27	4	.695

* - DENOTES ECAC HOCKEY CONTEST
BOLD RED CAPS DENOTES HOME GAME
ALL GAME TIMES EASTERN, SUBJECT TO CHANGE

2022-23 CORNELL MEN'S HOCKEY ROSTER

NO	NAME (Pronunciation)	POS	YR	HT	WT	S/C	HOMETOWN	LAST TEAM	NHL
2	Peter Muzyka (mew-ZEE-kuh)	D	6-3	194	Sr.	L	Toronto, Ontario	New Mexico Ice Wolves (NAHL)	
3	Jack O'Brien	D	6-0	170	Fr.	L	White Rock, British Columbia	Nanaimo Clippers (BCHL)	
4	Hank Kempf (KEHM-ph)	D	6-2	200	So.	L	Wilmette, Ill.	Muskegon Lumberjacks (USHL)	NYR '21
5	Sebastian Dirven	D	6-3	205	Sr.	L	Bainsville, Ontario	Central Illinois Flying Aces (USHL)	
7	Jimmy Rayhill	D	5-9	175	So.	R	New Hartford, N.Y.	Odessa Jackalopes (NAHL)	
8	Jack Lagerstrom (LAH-gher-strum)	D	6-2	177	Jr.	R	Edina, Minn.	Tri-City Storm (USHL)	
9	Jack O'Leary	F	5-7	162	Jr.	R	St. James, N.Y.	Cedar Rapids RoughRiders (USHL)	
10	Travis Mitchell 	D	6-3	207	Sr.	L	South Lyon, Mich.	Omaha Lancers (USHL)	
11	Sean Donaldson	F	5-11	180	Fr.	L	Vancouver, British Columbia	Nanaimo Clippers (BCHL)	
12	Tim Rego (REE-go)	D	6-0	172	Jr.	R	Mansfield, Mass.	Brooks Bandits (AJHL)	
13	Jack Malone	F	6-1	193	Sr.	R	Madison, N.J.	Youngstown Phantoms (USHL)	VAN '19
15	Max Andreev  (on-DRAY-ev)	F	6-0	182	Sr.	L	Moscow, Russia	Central Illinois Flying Aces (USHL)	
16	Gabriel Seger (SEE-gher)	F	6-4	210	Sr.	L	Uppsala, Sweden	Union College (ECAC)	
17	Dalton Bancroft	F	6-3	200	Fr.	R	Madoc, Ontario	Trenton Golden Hawks (OJHL)	
18	Kyler Kovich	F	6-2	182	So.	L	Coquitlam, British Columbia	Tri-City Storm (USHL)	
19	Sullivan Mack	F	6-1	189	So.	L	Anchorage, Alaska	Salmon Arm Silverbacks (BCHL)	
20	Matt Stienburg  (STINE-burg)	F	6-2	195	Sr.	R	Halifax, Nova Scotia	St. Andrew's College (CISAA)	COL '19
21	Zach Tupker	F	6-1	197	Sr.	L	Collingwood, Ontario	Carleton Place Canadians (CCHL)	
22	Kyle Penney	F	6-1	204	Jr.	L	Lawrencetown, Nova Scotia	Chilliwack Chiefs (BCHL)	
23	Winter Wallace	F	6-3	215	Fr.	R	Boulder, Colo.	Youngstown Phantoms (USHL)	
24	Sam Malinski  (muh-lin-skee)	D	5-11	189	Sr.	R	Lakeville, Minn.	Bismarck Bobcats (NAHL)	
26	Ondrej Psenicka (ON-dray zeh-NEET-skuh)	F	6-6	211	So.	L	Praha, Czechia	Waterloo Black Hawks (USHL)	
27	Michael Suda (SOO-duh)	D	6-1	180	So.	L	Cheektowaga, N.Y.	Fargo Force (USHL)	
28	Nick DeSantis (dih-san-TISS)	F	5-9	155	Fr.	R	Collegeville, Pa.	Madison Capitols (USHL)	
29	Ben Berard	F	6-0	191	Sr.	L	Duncan, British Columbia	Powell River Kings (BCHL)	
30	Ian Shane	G	6-0	167	So.	L	Manhattan Beach, Calif.	Bismarck Bobcats (NAHL)	
33	Remington Keopple (KEH-pull)	G	6-2	190	Fr.	L	New Richmond, Wis.	Des Moines Buccaneers (USHL)	
34	Ryan McInchak (mick-IN-chack)	G	6-0	175	Jr.	L	Trenton, Mich.	American International College (AHA)	





COACHING STAFF

Head Coach:	Mike Schafer (SHAY-fur)
Associate Head Coach:	Ben Syer (SIGH-er)
Assistant Coach:	Sean Flanagan
Volunteer Ast. Coach:	Mitch Stephens
Director of Hockey Ops:	Ben Russell
Athletic Trainer:	Ed Kelly
Equipment Manager:	Sean Schmidt

ROSTER BREAKDOWN BY CLASS

FRESHMAN (6)	SOPHOMORE (7)	JUNIOR (6)	SENIOR (9)
3 O'Brien	4 Kempf	8 Lagerstrom	2 Muzyka
11 Donaldson	6 Kovich	9 O'Leary	5 Dirven
17 Bancroft	7 Rayhill	12 Rego	10 Mitchell
23 Wallace	19 Mack	16 Seger	13 Malone
28 DeSantis	26 Psenicka	22 Penney	15 Andreev
33 Keopple	27 Suda	34 McInchak	20 Stienburg
	30 Shane		21 Tupker
			24 Malinski
			29 Berard

ROSTER BREAKDOWN BY STATE / PROVINCE / COUNTRY

 British Columbia	4	 Alaska	1	 New Jersey	1
 Ontario	4	 California	1	 Pennsylvania	1
 New York	3	 Colorado	1	 Russia	1
 Michigan	2	 Czechia	1	 Sweden	1
 Minnesota	2	 Illinois	1	 Wisconsin	1
 Nova Scotia	2	 Massachusetts	1		

2022-23 QUICK FACTS

GENERAL INFORMATION

Location	Ithaca, N.Y.
Enrollment (2021 Undergraduate)	15,503
Founded	1865
Nickname	Big Red
School Colors	Carnelian Red (Pantone 187) and White
Conference	Ivy League / ECAC Hockey
President	Martha E. Pollack
Meakam*Smith Director of Athletics	Andy Noel
Athletics Website	CornellBigRed.com
Ticket Office Phone	607.255.4247
Ticket Office Website	BigRedTix.com

HISTORY

Seasons of Hockey	106th
First Season	1900-01
All-Time Record (Win %)	1194-750-152 (.606)
Cleary Cup (Regular-Season Titles) (last)	11 (2020)
Whitlaw Cup (ECAC Championships) (last)	12 (2010)
NCAA Tournament Appearances (last)	22 (2019)
Most Consecutive NCAA Appearances	4 (1967-70)
Frozen Four Appearances (last)	8 (2003)
National Championships	2 (1967, 1970)
NCAA Tournament Record (Win %)	19-25 (.432)

LYNAH RINK

Year Opened (Seasons)	1957
Capacity	4,267
All-Time Record (Win %)	594-227-69 (.706)
Under Mike Schafer (Win %)	265-102-44 (.698)

COACHING STAFF

Head Coach	Mike Schafer (Cornell '86)
Record at Cornell	506-276-103 (.630)
Overall Record	Same as above
Associate Head Coach	Ben Syer (Western Ontario '98)
Assistant Coach	Sean Flanagan (St. Lawrence '10)
Volunteer Assistant	Mitch Stephens (Geneseo '07)
Director of Hockey Operations	Ben Russell (Cornell '20)

2021-22 REVIEW

Overall Record	18-10-4
ECAC Hockey Record (Finish)	12-6-4 (4th)
Home Record	9-4-3
Road Record	8-6-1
Neutral Record	1-0-0
ECAC Hockey Championship	No. 4 seed / Quarters
	Lost to Colgate in best-of-three series (2-1)
NCAA Tournament	Not selected
USCHO.com Poll Ranking (final)	Not ranked / RV
USA Today Poll Ranking (final)	Not ranked

2022-23 TEAM INFORMATION

Letterwinners Returning / Lost	20 / 10
Newcomers	8
Fr / So / Jr / Sr	6 / 7 / 6 / 9

COMMUNICATIONS

Jeremy Hartigan	
Associate Director of Athletics for Communications	
Marshall Haim	
Assistant Director of Athletic Communications (MIH)	
Phone	716.465.4945
Email	mh2348@cornell.edu
Matthew Jensen	
Assistant Director of Athletic Communications	
Aaron Kelly	
Communications Coordinator	

Mailing Address	Cornell University Athletics
	Teagle Hall, 512 Campus Road, Ithaca, N.Y., 14853
Twitter / Instagram	@CornellSports
Facebook	/CornellSports



#YELLCORNELL

TALE OF THE TAPE


as of 12/26/22


		
Overall Record	7-5-0	10-7-4
60-Minute Record	7-4-1	10-7-4
Overtime Record	0-1-0	0-0-4
Shootout Record	0-0	3-1
Team Offense	2.75	3.43
National Rank	35th	10th
Conf. Offense	2.63	3.80
Conf. Rank	T-5th	1st
Team Defense	1.75	2.43
National Rank	1st	14th
Conf. Defense	1.63	2.53
Conf. Rank	2nd	2nd
Power Play Pct.	21.1%	25.8%
National Rank	25th	8th
Conf. Power Play Pct.	28.0%	26.5%
Conf. Rank	2nd	2nd
Penalty Kill Pct.	88.4%	84.2%
National Rank	5th	12th
Conf. Penalty Kill Pct.	86.2%	80.4%
Conf. Rank	T-3rd	6th


Faceoff Percentages


	CORNELL (52.5%; 16th)	W	L	PCT
21	Zach Tupker	108	70	60.7
16	Gabriel Seger	92	61	60.1
15	Max Andreev	87	93	48.3
26	Ondrej Psenicka	29	32	47.5
22	Kyle Penney	36	43	45.6
	AIC (47.6%; 47th)	W	L	PCT
10	Dustin Manz	238	220	52.0
17	Oscar Geschwind	48	53	47.5
55	Brett Rylance	89	99	47.3
11	Julius Janhonen	129	162	44.3
12	Eric Otto	57	80	41.6


NONE SHALL PASS...

 Cornell enters this two-game series boasting the nation's top scoring defense. The Big Red has yielded 21 goals over 12 games.


 The 1.75 goals per game average makes Cornell one of four programs to average less than two goals allowed per game (Merrimack – 1.82, Quinnipiac – 1.89, and UMass Lowell – 1.94).


 Dating back to the beginning of the 2016-17 season, Cornell has featured one of the stingier defensive units in Division I hockey. Cornell has been ranked in the top 10 in scoring defense in five of the last six seasons, with the lone year being 2020-21, which was not played due to the pandemic.


 Since 2016-17, Cornell has allowed an average of 1.94 goals per game, which ranks second nationally (Minnesota State – 1.84).


 The Big Red's 344 goals allowed are the fewest by a Division I program in the last six-plus seasons. Cornell's bitter rival, Harvard, is in second with 439 goals.


SCHAFER REACHES MILESTONE

 **MIKE SCHAFER** '86, the Jay R. Bloom '77 Head Coach of Men's Hockey, reached a historic milestone Nov. 4 in the Big Red's 3-1 win at Princeton.

 Schafer logged his 500th career head coaching victory, becoming the 21st Division I hockey head coach to reach the 500-win plateau.











 He is the eighth active head coach – the fourth at the Division I level – to register 500 career coaching victories.

 The other Division I coaches include Rand Pecknold of Quinnipiac (595), Mercyhurst's Rick Gotkin (594), and Notre Dame's Jeff Jackson (566).

 Schafer's 506 career wins stand as the most by a Cornell hockey head coach in program history, and is the most by any active head coach of Cornell's 37 varsity sports.










NCAA LEADERS

TOP SCORING DEFENSES
This Season (as of 12/26/22)

School	GP	GA	AVG
 Cornell	12	21	1.75
 Merrimack	17	31	1.82
 Quinnipiac	18	34	1.89
 UMass Lowell	17	33	1.94
 Michigan Tech	19	39	2.05
 Alaska	18	37	2.06
 St. Cloud State	18	37	2.06
 Denver	20	45	2.25
 Harvard	11	25	2.27
 Bemidji State	18	43	2.39

NCAA LEADERS

MOST CAREER HEAD COACHING VICTORIES
Active Division I Head Coaches (as of 12/26/22)

Coach	W	L	T	W%
 Rand Pecknold	595	334	103	.626
 Rick Gotkin	594	490	102	.544
 Jeff Jackson	566	291	93	.645
 Mike Schafer	506	276	103	.630
 Frank Serratore	481	497	107	.493
 Bob Daniels	481	570	110	.462
 Don Vaughan	461	497	119	.483
 Scott Sandelin	436	358	95	.544
 Wayne Wilson	421	294	77	.580

NCAA TOP 25 RANKINGS

DCU / USCHO.com Poll (as of 12/12/22)
 Bold denotes Cornell opponent in 2022-23

TEAM	Record	Last	Pts
1. Denver (26)	14-4-0	1	963
2. Quinnipiac (15)	14-1-3	2	947
3. Minnesota (9)	15-5-0	3	932
4. St. Cloud State	14-4-0	4	802
5. Penn State	15-5-0	5	743
6. Merrimack	13-4-0	11	713
7. Michigan	12-7-1	6	712
8. Boston University	11-5-0	7	680
9. Harvard	8-2-1	9	600
10. UConn	11-5-3	8	568
11. Michigan State	12-7-1	12	455
12. Providence	9-4-5	10	444
13. UMass Lowell	10-6-1	14	349
14. Ohio State	10-7-1	15	322
15. UMass	7-6-3	13	286
16. Minnesota State	10-7-1	16	283
17. Michigan Tech	10-4-3	18	202
18. Western Michigan	10-9-1	17	143
19. Notre Dame	8-8-2	19	128
20. RIT	12-4-0	20	91

Receiving votes: **Cornell (51)**, Boston College (21), Northeastern (18), North Dakota (16), **AIC (7)**, Niagara (5), Colorado College (4), Arizona State (3), Northern Michigan (2), **Sacred Heart (2)**, Omaha (1)

USA Today/USA Hockey Magazine Poll (as of 12/26/22)
 Bold denotes Cornell opponent in 2022-23

TEAM	Record	Last	Pts
1. Minnesota (15)	15-5-0	2	649
2. Denver (13)	16-4-0	1	646
3. Quinnipiac (6)	14-1-3	3	630
4. St. Cloud State	14-4-0	4	554
5. Penn State	15-5-0	6	524
6. Merrimack	13-4-0	5	518
7. Boston University	11-5-0	7	465
8. Michigan	12-7-1	8	461
9. Harvard	8-2-1	9	374
10. UConn	11-5-3	10	357
11. Michigan State	12-7-1	11	344
12. Providence	9-4-5	12	290
13. UMass Lowell	10-6-1	13	252
14. Ohio State	12-7-1	14	238
15. UMass	7-6-3	15	223
16. Michigan Tech	11-5-3	17	136
17. Notre Dame	8-8-2	18	100
18. Minnesota State	10-9-1	16	93
19. Western Michigan	10-9-1	19	87
20. RIT	12-4-0	RV	59

Receiving votes: **Cornell (53)**, Bemidji State (45), Boston College (16), North Dakota (15), Northeastern (6), Arizona State (4), **AIC (1)**

PUTTING SPECIAL IN SPECIAL TEAMS

Over its last six games, Cornell has successfully killed off its last 15 penalties and has killed off 90.3 percent (28-of-31) of its penalties dating back to Nov. 4 at Princeton.

Thanks to its stingy penalty kill of late, Cornell has jumped to fifth in the nation in penalty kill percentage (38-of-43 – 88.4 percent).

Only Harvard (30/33 – 90.9%), UConn (77/85 – 90.6%), Ohio State (76/84 – 90.5%), and UMass Lowell (53/59 – 89.8%) are ahead of the Big Red.

On the other side of special teams, after opening the year scoring on just three of its first 27 power-play opportunities (11.1 percent), the Big Red has posted a 45.5 power-play percentage clip (5-for-11) over its last six games.

SHANE'S WORLD

Sophomore goaltender **IAN SHANE** has been strong between the pipes for Cornell so far this year, posting a Division I-leading 1.43 goals-against average.

Shane also has a .934 save percentage, which ranks third nationally, narrowly trailing UMass Lowell's Gustavs Davis Grigals (.937) and Luke Pavicich of UMass (.935).

Over Shane's last four games, he has posted a 3-1-0 record to go along with a 0.75 goals-against average and a .962 save percentage (76-of-79). He has registered a pair of shutouts over his last three games (UConn - Nov. 26 at Madison Square Garden and Dartmouth on Dec. 3).

DOMINATING OFFENSIVELY

Cornell has excelled in the second period this season, outscoring its opponents by a 13-5 margin in the middle frame of its 12 games played so far this year.

In comparison, Cornell has outscored its opponents by just five goals 20-15 in the other two periods of action.

Along with its plus-8 goal differential in the second period, the Big Red have outshot its opponents by a whopping 67 shots in the period, 139-72.

In the opening 40 minutes of play, Cornell has a plus-92 advantage in shots on goal (243-158). The third period has not fared as well for the Big Red as the opposition has outshot Cornell by one shot, 93-92.

SCHMIDT WITH TEAM USA

Cornell equipment manager **SEAN SCHMIDT** is currently away from the Cornell men's hockey team, but for a good cause.

Schmidt, who is currently in his 13th season as the Big Red's equipment manager, is with Team USA at the 2023 IIHF World Junior Championships in Halifax, Nova Scotia, and Moncton, New Brunswick.

This is Schmidt's first time working with Team USA's World Junior team, but has worked at multiple select camps in Buffalo, N.Y., over the years.

FRESH(MAN) HAT TRICK

With his hat trick against UConn at Madison Square Garden on Nov. 26, freshman **DALTON BANCROFT** became the 16th different Cornell freshman to score at least three goals in a game since first-year players were eligible to play beginning in the 1975-76 season.

Bancroft joins the likes of **ROY KERLING** (1977-78), **BROCK TREDWAY** (1977-78), **DUANNE MOESER** (1982-83), **PETE NATYSHAK** (1982-83), **JOE NIEUWENDYK** (1984-85), **CHRIS GRENIER** (1985-86), **CASEY JONES** (1986-87), **TRENT ANDISON** (4 goals in 1987-88), **VINCENT AUGER** (1993-94), **RYAN SMART** (1994-95), **KYLE KNOPP** (1995-96), **MATT MOULSON** (2002-03), **JEFF MALOTT** (2016-17), **KYLE BETTS** (2017-18), and **BEN BERARD** (2019-20).

Additionally, Bancroft recorded the second hat trick by a Cornell player in program history at Madison Square Garden, joining **DICK BERTRAND** who did so against St. Lawrence on Dec. 23, 1969. Bertrand later became the head coach of the Big Red for 12 seasons (1970-82), taking over for the legendary **NED HARKNESS**.

NCAA LEADERS

HIGHEST PENALTY KILL PERCENTAGES

This Season (as of 12/26/22)

School	PPGA	PK	PK%
Harvard	3	33	90.9%
UConn	8	85	90.6%
Ohio State	8	84	90.5%
UMass Lowell	6	59	89.8%
Cornell	5	43	88.4%
Dartmouth	5	42	88.1%
Michigan Tech	11	74	85.1%
RIT	12	80	85.0%

BEST GOALS-AGAINST AVERAGE

This Season (as of 12/26/22)

Goaltender	MIN	GA	GAA
Ian Shane	588:33	14	1.43
Gustavs Davis Grigals	528:21	15	1.70
Hugo Ollas	592:28	17	1.72
Dominic Basse	536:18	16	1.79
Ethan Pearson	356:08	9	1.52
Yaniv Perets	1054:11	32	1.82
Mitchell Gibson	427:05	13	1.83
Zachary Borgiel	419:21	13	1.86
Victor Ostman	774:28	25	1.94
Matt Radomsky	1046:19	34	1.95
Mattias Sholl	861:09	28	1.95

CORNELL STAT BREAKDOWN

GOALS SCORED BY PERIOD

This Season

Team	1st	2nd	3rd
Cornell	11	13	9
Opponents	9	5	6

SHOTS ON GOAL BY PERIOD

This Season

Team	1st	2nd	3rd
Cornell	111	139	92
Opponents	86	72	93

PAIRWISE RANKINGS

NCAA PAIRWISE RANKINGS (as of 12/26/22)

Bold denotes Cornell opponent in 2022-23

TEAM	Record	PCW	RPI
1. Minnesota	15-5-0	61	.6221
2. Quinnipiac	14-1-3	60	.6159
3. Merrimack	13-4-0	59	.6102
4. DU Denver	16-4-0	58	.6021
5. Penn State	15-5-0	57	.5942
6. ST St. Cloud State	14-4-0	56	.5893
7. BU Boston University	11-5-0	55	.5873
8. Michigan State	12-7-1	54	.5673
9. Ohio State	12-7-1	53	.5656
10. UConn	11-5-3	52	.5620
11. Michigan	12-7-1	51	.5615
12. UMass	7-6-3	50	.5563
13. Harvard	8-2-1	49	.5527
14. UMass Lowell	10-6-1	48	.5516
15. Providence	9-4-5	47	.5492
16. Notre Dame	8-8-2	46	.5400
17. Cornell	7-5-0	44	.5340
18. Michigan Tech	11-5-3	43	.5338
19. RIT	12-4-0	43	.5335
20. Boston College	6-5-4	42	.5290
21. North Dakota	7-8-4	41	.5252
22. Bemidji State	9-5-4	40	.5216
23. Western Michigan	10-9-1	39	.5248
24. Minnesota State	10-9-1	37	.5130
25. Omaha	8-8-2	36	.5097
26. Northeastern	8-7-3	36	.5088
27. Arizona State	9-10-0	34	.5066
28. Alaska	9-7-2	34	.5027
29. Niagara	9-5-2	33	.5021
30. Maine	6-8-1	32	.4979
31. Wisconsin	7-11-0	31	.4974
32. SHU Sacred Heart	8-7-1	30	.4971
33. AIC	10-7-4	30	.4931
34. Princeton	6-7-0	27	.4912
35. St. Lawrence	8-8-0	27	.4904
36. Miami	6-10-2	26	.4890
37. Northern Michigan	11-9-0	25	.4888
38. Ferris State	8-8-2	25	.4872
39. Bowling Green	8-12-0	23	.4872
40. U Union	6-10-1	22	.4842
41. Colorado College	8-9-1	22	.4837
42. Minnesota Duluth	8-10-0	21	.4826
43. Colgate	8-9-1	20	.4816
44. Clarkson	7-8-2	19	.4710
45. B Brown	4-9-2	17	.4632
46. RPI	7-9-1	16	.4617
47. Vermont	6-11-1	15	.4529
48. Mercyhurst	6-10-2	14	.4526
49. St. Thomas	5-14-1	13	.4477
50. Holy Cross	5-12-1	12	.4395
51. Long Island	6-11-1	11	.4367
52. New Hampshire	4-14-1	10	.4358
53. Lindenwood	4-12-0	9	.4336
54. Army	6-9-2	7	.4334
55. Canisius	5-11-2	7	.4311
56. Air Force	6-10-2	6	.4281
57. Lake Superior State	3-13-2	5	.4188
58. Bentley	4-13-0	4	.4103
59. Y Yale	1-8-1	3	.3981
60. D Dartmouth	1-10-1	2	.3878
61. Alaska Anchorage	2-12-0	1	.3778
62. Stonehill	0-1-0	0	.3292

STANDINGS AND SCHEDULES

ECAC HOCKEY											OVERALL					
Opponent	PTS	GP	W	L	T	OW	OL	SW	GF	GA	GP	W	L	T	GF	GA
Quinnipiac	30	10	10	0	0	0	0	0	45	15	18	14	1	3	75	34
Harvard	19	8	7	1	0	2	0	0	32	16	11	8	2	1	40	25
Colgate	16	8	6	2	0	2	0	0	32	19	18	8	9	1	50	45
Cornell	16	8	5	3	0	0	1	0	21	13	12	7	5	0	33	21
Princeton	16	11	5	6	0	0	1	0	30	31	13	6	7	0	38	36
St. Lawrence	15	8	5	3	0	0	0	0	21	20	16	8	8	0	37	44
Clarkson	11	8	3	3	2	0	0	0	21	19	17	7	8	2	46	46
Union	9	8	3	5	0	0	0	0	18	24	17	6	10	1	42	62
RPI	7	8	2	6	0	0	1	0	16	31	17	7	9	1	44	54
Brown	7	10	1	7	2	0	1	1	14	29	15	4	9	2	31	41
Dartmouth	5	7	1	5	1	0	0	1	13	19	12	1	10	1	24	44
Yale	5	10	1	8	1	0	0	1	8	35	10	1	8	1	8	35

PREVIOUS WEEK'S RESULTS

Friday, Dec. 2

Harvard 2, Cornell 1 (OT)

Colgate 5, Dartmouth 1

Princeton 6, Clarkson 2

Quinnipiac 2, St. Lawrence 1

Saturday, Dec. 3

Cornell 1, Dartmouth 0

Brown 5, LIU 1

Colgate 6, Harvard 4

Quinnipiac 6, Clarkson 3

SLU 5, Princeton 4

Union 3, Northeastern 2

Sunday, Dec. 4

LIU 5, Brown 4 (OT)

Friday, Dec. 9

Quinnipiac 8, RPI 3

Brown 2, Clarkson 2 (SO)

Princeton 2, Union 0

UMass Lowell 3, Dartmouth 2

St. Lawrence 2, Yale 1

Saturday, Dec. 10

Quinnipiac 8, Union 1

Princeton 6, RPI 5

St. Lawrence 4, Brown 0

Yale 1, Clarkson 1 (SO)

Sunday, Dec. 11

Vermont 5, Dartmouth 1

Wednesday, Dec. 28

Clarkson vs. UMass, 4:00

Thursday, Dec. 29

AIC at Cornell, 7:00

Clarkson vs. TBD, TBA

RPI at Bowling Green, 7:00

THIS WEEK'S SCHEDULE

Friday, Dec. 30

AIC at Cornell, 7:00

Yale vs. Providence, 4:00

UNH at Union, 4:00

Quinnipiac at Holy Cross, 7:00

RPI at Bowling Green, 7:00

St. Lawrence at Omaha, 7:00

Maine at Colgate, 7:00

Harvard at Boston U., 7:00

Merrimack at Dartmouth, 7:30

Princeton at Colorado Coll., 8:00

Saturday, December 31

Yale vs. TBD, TBA

Maine at Colgate, 4:00

New Hampshire at Union, 4:00

Princeton at Colorado Coll., 6:00

St. Lawrence at Omaha, 7:00

TBD vs. Dartmouth, 7:30

Sunday, January 1

Northeastern at Harvard, 4:00

Monday, January 2

Army at Yale, 7:30

Tuesday, January 3

Brown at UMass, 7:00

THURSDAY NIGHT HOCKEY

The opening game of this two-game series against AIC will mark the 18th time in program history that Cornell is playing a home game on a Thursday.

Thursday's game will be Cornell's first regular-season home game on a Thursday since defeating Robert Morris, 4-1, on Oct. 26, 2006. It is the program's first Thursday game in regular-season action since playing Colorado College in Estero, Fla., at the Florida College Classic on Dec. 29, 2016.

Cornell is unbeaten in its last 13 home games played on a Thursday, posting a 12-0-1 record during the streak, which began on Nov. 28, 1963, when the Big Red posted a 4-3 victory over Canadian-based school Waterloo.

During the unbeaten streak, Cornell has outscored its opponents by a whopping 83 goals (107-24), which includes six 10-goal games.

ON THIS DATE (DEC. 29)

The opening game of the two-game series will mark the 38th time Cornell is playing on Dec. 29, and just the sixth time that it is not playing in a tournament setting.

Cornell is 15-20-2 all-time on the date and is winless over its last nine (0-7-2). The Big Red last won on Dec. 29 in 2006 when it defeated New Hampshire, 5-2, at the Florida College Classic in Estero, Fla.

ROY KERLING became the first Cornell freshman to net a hat trick when he scored three goals in a 10-5 win over Toronto in the opening game of the Cornell Hockey Festival in 1977.

ON THIS DATE (DEC. 30)

Cornell will be playing for the 19th time on Dec. 30 in the finale of the two-game series with AIC. The Big Red is 8-9-1 all-time on the date, with the last instance coming in 2017 when the Big Red posted a 6-2 win over Canisius behind a hat trick by then-freshman **KYLE BETTS**.

This will be the fourth time Cornell is playing a home game on Dec. 30 (1977, 1979, and 2017).

CORNELL STAT BREAKDOWN

THURSDAY HOME GAMES

Cornell Program History

Date	Opponent	Result	Score
C 2/6/36	Colgate	L	2-3
C 2/7/46	Colgate	W	2-1
P 12/19/57	Princeton	L	1-13
U 1/1/59	Colby	L	0-11
U 11/28/63	Waterloo	W	4-3
U 11/25/65	York	W	15-0
U 11/24/66	McMaster	W	14-2
C 1/19/67	Colgate	W	10-2
B 2/22/68	Boston College	W	3-1
<i>Seneca</i> 12/10/70	Seneca	W	13-1
U 1/4/73	Loyola (Quebec)	W	13-5
P 1/27/77	Princeton	W	11-0
U 12/29/77	Toronto	W	10-5
U 12/28/78	Maine	W	3-1
U 12/4/80	St. Lawrence	W	5-1
C 1/18/01	Colgate	T	2-2
U 10/26/06	Robert Morris	W	4-1

Italics denotes game played on Beebe Lake

SEASON RANKS



2022-23 TEAM STATISTICS (as of Dec. 19, 2022)

	STAT	NCAA	ECAC
FACEOFF WIN PCT	52.5%	16th	4th
PENALTY KILL PCT	88.4%	5th	2nd
POWER-PLAY PCT	21.1%	25th	5th
SCORING DEFENSE	1.75	1st	1st
SCORING MARGIN	+1.00	11th	3rd
SCORING OFFENSE	2.75	35th	5th
TOTAL ASSISTS	61	52nd	6th
PIM PER GAME	9.58	41st	8th
TOTAL POINTS	94	53rd	6th
TOTAL PIM	115	3rd	3rd
POWER-PLAY GOALS	8	51st	8th
SHORT-HANDED GOALS	1	28th	5th
WIN PERCENTAGE	.583	19th	3rd

INDIVIDUAL LEADERS (as of Dec. 19, 2022)

	STAT	NCAA	ECAC
GOALTENDER WIN PERCENTAGE			
Ian Shane	.600	24th	3rd
GOALS-AGAINST AVERAGE			
Ian Shane	1.43	1st	1st
HAT TRICKS			
Dalton Bancroft	1	2nd	1st
SAVE PERCENTAGE			
Ian Shane	.934	3rd	1st
SHORT-HANDED GOALS			
Sam Malinski	1	13th	2nd
SHUTOUTS			
Ian Shane	2	9th	3rd

IN THE RANKINGS

Date	Pairwise	USCHO	USA Today
Preseason	N/A	19 (118)	19 (85)
Sept. 26	N/A	—	19 (85)
Oct. 3	N/A	19 (106)	19 (96)
Oct. 10	N/A	19 (115)	19 (95)
Oct. 17	N/A	20 (87)	19 (101)
Oct. 24	N/A	20 (106)	20 (106)
Oct. 31	N/A	RV (12)	RV (13)
Nov. 7	N/A	RV (1)	RV (7)
Nov. 14	N/A	NR	NR
Nov. 21	N/A	RV (1)	NR
Nov. 28	N/A	RV (29)	RV (34)
Dec. 5	19	RV (41)	20 (42)
Dec. 12	18	RV (51)	20 (63)
Dec. 19	17	—	RV (53)

Pairwise not acknowledged until December due to small sample size

DOMINATING ATLANTIC HOCKEY

Cornell has won its last seven games against Atlantic Hockey opponents dating back to its first such game in 2003-04 against Mercyhurst.

The Big Red is 11-4-1 (.719) all-time against AHA opposition, and Cornell's last defeat came to Mercyhurst in a 5-4 setback on Oct. 29, 2011.

Cornell's .719 win percentage against Atlantic Hockey teams is the best win percentage against a conference that is not ECAC Hockey.

ECAC PRESEASON POLL

ECAC Hockey announced Sept. 21 during its annual Media Day call that the Cornell hockey team was slated to finish fourth. Finishing ahead of the Big Red was Quinnipiac, who was dubbed the preseason favorite after finishing with eight first-place votes and a 118-point total. Harvard received the remaining four first-place votes, finishing with 109 points. Clarkson was third with 105 points.

Cornell followed Clarkson with 90 points, while Colgate (77), RPI (70), St. Lawrence (57), Union (45), Dartmouth (43), Yale (32), Brown (26), and Princeton (20) rounded out the poll.

LEADERSHIP GROUP ANNOUNCED

Senior defensemen **SAM MALINSKI** and **TRAVIS MITCHELL** were named co-captains, while fifth-year forward **MAX ANDREEV** and senior forward **MATT STIENBURG** were tabbed co-alternate captains on Sept. 29.

All four players are assuming leadership roles for the first time with the Cornell hockey program.

FIRST TEAM RETURNERS

Senior defender **SAM MALINSKI** is one of six returning players who have already received first-team honors from ECAC Hockey. Malinski is the lone Big Red representative on the list, while Clarkson's Alex Campbell and Mathieu Gosselin, Quinnipiac's Zach Metsa and Yaniv Perets, and St. Lawrence's Cameron Buhl (in 2020-21) are the others on the list.

The six ECAC representatives are tied with Atlantic Hockey for the most returning first-team selections for their respective conferences. Three of the six Atlantic Hockey first-team players have since transferred to different programs.

WELCOME BACK!

Cornell returns 81 percent of its goals scored from last season, which was the eighth-highest percentage by a Division I program entering the 2022-23 season.

Air Force led the nation, returning all of its scoring from the 2021-22 season. Penn State (93 percent) had the second-highest total, while Dartmouth (86 percent), Northeastern (85 percent), Sacred Heart and Yale (84 percent), and St. Lawrence (83 percent) were ahead of the Big Red.

Colorado College and North Dakota round out the top 10 with their 80 percent totals.

Of the seven programs ahead of Cornell, the Big Red are slated to play four of the teams this season (Dartmouth, Sacred Heart, St. Lawrence, and Yale).

TOWERING OVER THE COMPETITION

According to CollegeHockeyInc.com's preseason media kit, Cornell entered the 2022-23 season tied for being the second-tallest Division I program.

The Big Red's average 6-foot-1 height was tied with Lindenwood. Both programs trail Vermont, who edges the Big Red and Lions by a mere six inches.

The Big Red have a two-inch advantage over Clarkson for the tallest ECAC Hockey program. The Golden Knights are tied with Boston University for the fourth-tallest Division I program.

Sophomore forward **ONDREJ PSENICKA**, who stands at 6-foot-6, is tied with Harvard forward Ryan Drkulec, Quinnipiac goaltender Chase Clark, and RPI forward Sutter Muzzatti for being the third-tallest player in ECAC Hockey this season.

CORNELL FAST FACT

RECORDS AGAINST OTHER CONFERENCES

Active Conferences

CONFERENCE	RECORD	PCT
Atlantic Hockey	11-4-1	.719
Big Ten	6-5-0	.545
NCHC	8-7-1	.531
WCHA	25-24-4	.509
Hockey East	30-34-7	.472

NCAA LEADERS

HIGHEST PERCENTAGE OF GOALS RETURNING

Entering 2022-23 Season

School	PCT
Air Force	100%
Penn State	93%
Dartmouth	86%
Northeastern	85%
Sacred Heart	84%
Yale	84%
St. Lawrence	83%
Cornell	81%
Colorado College	80%
North Dakota	80%

TALLEST TEAMS BY AVERAGE HEIGHT

Data from CollegeHockeyInc.com

School	AVG HT.
Vermont	6'1.6"
Cornell	6'1.0"
Lindenwood	6'1.0"
Clarkson	6'0.9"
Boston University	6'0.9"
Lake Superior State	6'0.8"
North Dakota	6'0.8"
Bowling Green	6'0.7"
Western Michigan	6'0.6"

SERIES HISTORY



AT



ALL-TIME SERIES

CORNELL LEADS, 1-0-0

Ithaca, N.Y. (Lynah Rink) 1-0-0 (1-0-0)
 Springfield, Mass (MassMutual Center) 0-0-0 (0-0-0)
 Neutral Sites 0-0-0

HIGHEST SCORES - CORNELL

Ithaca 7
 . . . COR, 7-0 (12/3/63)
 Springfield N/A
 N/A
 Neutral Site N/A
 N/A

COACHING RECORDS

Mike Schafer vs. AIC
 Total 0-0-0
 at Cornell. 0-0-0
Eric Lang vs. Cornell
 Total 0-0-0
 at AIC. 0-0-0

HIGHEST SCORES - AIC

Ithaca 0
 . . . COR, 7-0 (12/3/63)
 Springfield N/A
 N/A
 Neutral Site N/A
 N/A

LARGEST WINNING MARGINS

Cornell
 Ithaca 7
 Springfield N/A
AIC
 Ithaca N/A
 Springfield N/A

GAME-BY-GAME

DATE	SITE	RESULT	SCORE
12/3/1963	Ithaca, N.Y.	W	7-0

SCOUTING AIC

AIC enters the series with an overall record of 10-7-4 and an 8-5-2 mark in Atlantic Hockey Association play. The Yellow Jackets have not played since Dec. 8-9 when it took four of six points from AHA rival Niagara.

Since being swept by Canisius on Nov. 11-12 in Buffalo, AIC has registered 17 out of a possible 21 points over its last seven AHA games (5-0-2). Following the sweep by the Golden Griffins, AIC has a 5-1-2 overall mark while outscoring its opponents by 13 goals (27-14). The lone loss in the span came in a road non-conference contest against Maine on Nov. 26, 5-1.

Over its last six games, AIC has displayed a tenacious offense while also playing strong defensively. The Yellow Jackets have scored at least three goals in six of its last eight games, and have allowed no more than three goals in its last six contests.

Jordan Biro paces AIC's offense with a team-high 22 points (8-14-22). Blake Bennett also has been a key contributor, posting an AIC-leading 12 goals (12-8-20). Brian Kramer (12) and Matt Rickard (12) each have 10-plus assists on the blueline for the Yellow Jackets.

Jarrett Fiske has been the starting goaltender in 12 of his 15 appearances this season (6-3-4, 2.10 GAA, .927 SV%). Alexandros Aslanidis (six starts in eight appearances – 4-2-0, 2.23 GAA, .913 SV%) and Troy Kobryn (two starts in six appearances – 0-2-0, 2.91 GAA, .905 SV%) have also made starts for AIC.

SERIES HISTORY

The pair of games with AIC will be the second and third instances that the two programs will be squaring off against each other. It is the first time the two programs are meeting since Dec. 3, 1963, in which the Big Red posted a 7-0 victory over the Yellow Jackets at Lynah Rink.

Cornell's top line of **JERRY KOSTANDOFF**, **MURRAY STEPHEN**, and **JIM STEVENS** combined to score four of Cornell's seven goals, while aiding goaltender **ERROL McKIBBON** to a nine-save shutout.

PETE CLARK, **STEVE POOLE**, and **GEORGE WALKER** also scored for Cornell.

CORNELL - AIC CONNECTIONS

RYAN McINCHAK played the previous two seasons with AIC, logging three games between the pipes for the Yellow Jackets. Before playing for AIC, McInchak spent two years on the Jersey Hitmen from 2017-19 with Brett Callahan.

REMINGTON KEOPPLE played on last year's Des Moines Buccaneers with Joshua Barnes.

SEBASTIAN DIRVEN and Joshua Barnes were teammates on the 2018-19 Central Illinois Flying Aces team.

SAM MALINSKI was teammates along with Nicholas Cardelli in 2017-18 on the Cedar Rapids RoughRiders.

TRAVIS MITCHELL played on the Omaha Lancers with Aaron Grounds (2017-18) and Austen Long (2018-19).

PETER MUZYKA and **JACK MALONE** played with Nicholas Cardelli on the Youngstown Phantoms during the 2017-18 season.

MATT STIENBURG was teammates with Aaron Grounds on the Sioux City Musketeers in 2018-19.

JACK O'LEARY was teammates with Troy Kobryn during the 2018-19 season with the Cedar Rapids RoughRiders. O'Leary and **MICHAEL SUDA** played with Joshua Barnes in 2019-20 on the RoughRiders.

MICHAEL SUDA played on the 2020-21 Fargo Force squad with Brennan Boynton and Casey MacDonald.

JACK LAGERSTROM and John Lundy played together on the Tri-City Storm in 2019-20.

BEN BERARD played with Matthew Rickard played on the 2018-19 Powell River Kings.

SEAN DONALDSON and Dustin Manz were teammates on the 2018-19 Prince George Spruce Kings.

KYLE PENNEY was teammates with Brett Rylance on the Chilliwack Chiefs for two seasons (2019-21).

AIC'S NHL CONNECTIONS

Alexander Tertyshny is the son of former NHLer Dmitri Tertyshny, who played 62 NHL games for the Philadelphia Flyers during the 1998-99 season. Alexander's godfather, Valeri Zelepukin, appeared in 595 NHL games with New Jersey, Edmonton, Philadelphia, and Chicago from 1991-01.

Jordan Biro and Timofei Khokhlachev are the younger brothers of players who have logged NHL experience. Jordan's brother, Brandon, played one game with Buffalo last season, while Timofei's brother, Alexander, played nine NHL games with Boston over three seasons (2013-16).



MIKE SCHAFER '86

Jay R. Bloom '77 Head Coach of Men's Ice Hockey
28th Season as Head Coach • 35th Season at Cornell

The longest-tenured head coach in Cornell men's hockey history, **MIKE SCHAFER '86**, enters his 28th season at the helm of the Cornell men's hockey program.

When Schafer returned to his alma mater in the summer of 1995 to become Cornell's 12th head coach in men's hockey history, Schafer's goal was to bring the Big Red to a position of national prominence.

Already the winningest head coach in Cornell men's hockey history, Schafer has accomplished that objective with his 505-275-103 record. His 505 wins rank fourth among active Division I coaches and his .630 win percentage is good for sixth among active Division I coaches.

Schafer has guided the Big Red to 12 NCAA Tournament appearances and a berth to the 2003 NCAA Frozen Four — the program's first since 1980. That year, Cornell set a school record for wins (30), finishing with one more victory than the 1969-70 national championship squad, who went undefeated (29-0-0). The 2002-03 team's 19-2-1 record in ECAC Hockey play was Cornell's best mark in league play since 1969-70 when Cornell was 21-0 in league action.

In 2020, Schafer was named a co-winner of the Spencer Penrose Award, given to the nation's top head coach. It was the first time Schafer won the award after being a finalist on five occasions after being named ECAC Hockey's Coach of the Year.

The Big Red have been regularly ranked among the nation's elite during Schafer's tenure, including being named No. 1 in both the USCHO.com and the USA Today/USA Hockey Magazine polls at the time the 2019-20 postseason was halted due to the COVID-19 pandemic.

Cornell has claimed five Whitelaw Cup (ECAC Hockey tournament titles), which surpassed the legendary **RED HARKNESS** for the most in program history. Schafer has also led the Big Red to three Cleary Cups (ECAC's top regular-season team) in three of the last four years of competition.

In 2002-03, Schafer led the Big Red to the NCAA Frozen Four, setting a school record with 30 wins, one better than the 1969-70 squad who went 29-0-0. Cornell's 19-2-1 mark in ECAC Hockey in 2002-03 was Cornell's best since the 1969-70 team went 21-0 in league play.

Over his career, Schafer has coached 10 different players to First Team All-America status 11 times, seven Ivy League Players of the Year, 5 ECAC Hockey Ken Dryden Award winners (league's best goaltender), five ECAC Hockey Rookies of the Year, and five Ivy Rookies of the Year, and three ECAC Hockey Players of the Year.

A native of Durham, Ontario, Schafer played junior hockey with the Guelph Jr. A Holody Platers, who were finalists in the Centennial Cup for the National Championship in 1982.

Schafer and his wife, Diane, have two sons, Luke and John '18, and a daughter, Michelle.

SCHAFER FILE

COACHING EXPERIENCE

1995-Pres.	Cornell (Head Coach)
1994-95	Western Michigan (Associate HC)
1990-94	Western Michigan (Assistant Coach)
1986-90	Cornell (Assistant Coach)

PLAYING EXPERIENCE

1983-86	Cornell
---------	---------

EDUCATION

Cornell University

- B.A., Business Management & Marketing, 1986

NCAA COACHING CAREER

SEASON	OVERALL	W-L%	CONF.	W-L%
CORNELL (1995 - PRES.)				
1995-96	21-9-4	.676	14-4-4	.727
1996-97	21-9-5	.671	14-6-2	.682
1997-98	15-16-2	.485	9-12-1	.432
1998-99	12-15-4	.452	9-10-3	.477
1999-00	16-14-2	.531	10-9-1	.525
2000-01	16-12-5	.561	11-8-3	.568
2001-02	25-8-2	.743	17-3-2	.818
2002-03	30-5-1	.847	19-2-1	.886
2003-04	16-10-6	.594	13-6-3	.659
2004-05	27-5-3	.814	18-2-2	.864
2005-06	22-9-4	.686	13-6-3	.659
2006-07	14-13-4	.516	10-8-4	.545
2007-08	19-14-3	.569	12-9-1	.568
2008-09	22-10-4	.667	13-6-3	.659
2009-10	21-9-4	.676	14-5-3	.705
2010-11	16-15-3	.515	11-9-2	.545
2011-12	19-9-7	.643	12-4-6	.682
2012-13	15-16-3	.485	8-11-3	.432
2013-14	17-10-5	.609	11-7-4	.591
2014-15	11-14-6	.452	9-9-4	.500
2015-16	16-11-7	.574	8-8-6	.500
2016-17	21-9-5	.671	13-4-5	.705
2017-18	25-6-2	.788	17-3-2	.818
2018-19	21-11-4	.639	13-5-4	.682
2019-20	23-2-4	.862	18-2-2	.864
2020-21	-- NO SEASON (COVID-19 PANDEMIC) --			
2021-22	18-10-4	.625	12-6-4	.636
2022-23	7-5-0	.583	5-3-0	.625
TOTAL	506-276-103	.630	333-167-78	.643

SCHAFER'S STATISTICAL BREAKDOWN

CATEGORY	2022-23	UNDER SCHAFER	CATEGORY	2022-23	UNDER SCHAFER	CATEGORY	2022-23	UNDER SCHAFER
Overall	7-5-0	506-276-103	Scoring First	6-1-0	366-84-50	Leading after 1st period	5-1-0	259-45-24
ECAC Hockey	5-3-0	333-167-78	Opponent Scores First	1-4-0	140-192-46	Trailing after 1st period	1-4-0	62-143-27
Ivy League	4-1-0	184-90-30	When Shutout	0-2-0	0-47-7	Tied after 1st period	1-0-0	185-88-52
Non-Conference	2-2-0	173-109-25	Score One Goal	1-1-0	21-86-25	Leading after 2nd period	6-0-0	384-22-27
Home	4-1-0	265-102-44	Score Two Goals	1-2-0	81-85-38	Trailing after 2nd period	1-4-0	29-187-28
Away	2-4-0	182-121-50	Score Three Goals	1-0-0	135-39-25	Tied after 2nd period	0-1-0	93-67-48
Neutral	1-0-0	59-53-9	Score Four Goals	0-0-0	115-15-5	Outshooting Opponents	7-3-0	310-126-53
October	0-2-0	16-10-2	Score 5+ Goals	4-0-0	154-4-3	Outshot by Opponent	0-1-0	180-139-47
November	6-2-0	132-60-21	Shutout Opponent	2-0-0	105-0-7	Tied in Shots	0-1-0	16-11-3
December	1-1-0	51-30-16	Allows One Goal	4-0-0	14-25	In Overtime	0-1-0	49-41-103
January	0-0-0	101-59-34	Allows Two Goals	1-2-0	47-38	In Shootouts	0-0-0	4-7
February	0-0-0	121-63-27	Allows Three Goals	0-1-0	67-25	vs. Ranked Opponents	1-3-0	110-97-28
March	0-0-0	85-53-3	Allows Four Goals	0-2-0	65-5			
April	0-0-0	0-1-0	Allows 5+ Goals	0-0-0	83-3			



BEN SYER

11th Season as Associate Head Coach; 12th Season at Cornell Western Ontario '98

Serving as the Big Red's recruiting director and manager of the team's vaunted defensive unit, **BEN SYER**'s efforts were perhaps no more celebrated than during the 2017-18 season. He helped Cornell lead the nation in team defense with a paltry 1.58 goals-against average and was named the winner of the American Hockey Coaches Association's 2018 Terry Flanagan Award.

One of the AHCA's major annual awards, the Terry Flanagan Award is presented to the assistant coach whose career body of work best honors that of the award's name sake.

"He can hold court with a group of assistant coaches on the road with the best of them," said **MIKE SCHAFER**, adding that this is the first time he's nominated anyone for a major AHCA award in his 23-year tenure at the helm of the Big Red. "He knows the elder statesmen, but he also knows the young guys like Terry did. He would make sure to say hello

to everyone in the rink and lend a helping hand to young assistants. I admired Terry for this. He and his family are of the highest character, upfront and honest."

Syer joined Cornell in June 2011 as an assistant coach, then was promoted to associate head coach the following summer. He previously served as associate head coach during his 12 seasons at Quinnipiac under head coach Rand Pecknold. During that run, the Bobcats posted a 242-168-46 record with one NCAA tournament appearance (2002) and nine 20-win seasons.

A native of Kitchener, Ontario, Syer arrived at Quinnipiac after serving one season as an assistant coach at Ohio University. A 1998 graduate of Western Ontario, Syer earned a bachelor's degree in urban development. He earned his master's degree in physical education with a concentration in athletic administration in 2000.



SEAN FLANAGAN

Seventh Season as Assistant Coach St. Lawrence '10

Flanagan enters his seventh season as an assistant coach on head coach **MIKE SCHAFER**'s staff. During his previous six seasons, Flanagan helped guide the Big Red to post a 108-38-19 record, good for a .712 win percentage. In his first three years on Schafer's staff, Flanagan aided Cornell in going 3-for-3 in advancing to the NCAA Tournament (and likely would have been 4-for-4, if the 2019-20 season had not ended prematurely). Prior to arriving on East Hill prior to the 2016-17 season, Flanagan made a couple of stops after his four-year playing career at St. Lawrence. After playing professionally in the ECHL with the Las Vegas Wranglers and Quad City Mallards, he became an assistant coach at Division III Hobart from 2012-15. While working under former Cornell assistant coach Mark Taylor, he helped

build a team who won the ECAC West titles in 2015 and 2016, leading the Statesmen to NCAA Tournament appearances. After Hobart, Flanagan spent one season as the Director of Hockey Operations at UMass Lowell, during the 2015-16 season. Flanagan is no stranger to ECAC Hockey, as he played 121 career games with St. Lawrence up to the 2010-11 season, where he racked up 12 goals and 40 assists for 52 points, helping the Saints advance to the league's championship weekend twice over his four years with the Saints. Flanagan graduated from St. Lawrence with a bachelor of arts degree in history with a minor in sports studies and exercise sciences in 2010 before receiving his master of education degree from St. Lawrence the following year.



MITCH STEPHENS

Fourth Season as Volunteer Assistant Coach; SUNY Geneseo '07

Stephens returns to Cornell after serving as an assistant coach at Geneseo for five years. In his time behind the bench with his alma mater, Stephens helped the Knights win two SUNYAC conference championships (2016, 2018) and make three NCAA Tournament appearances (2014, 2016, and 2018), including two trips to the national semifinals. As a senior, Stephens was named runner-up for USCHO Division III Player of the Year, an AHCA Division III First Team, and All-America selection, while being a finalist for the AHCA Sid Watson Memorial Award as the NCAA Division III Player of the Year.



BEN RUSSELL

First Season as Director of Hockey Operations; Cornell '20

Russell rejoined the Cornell men's hockey program in Aug. 2022 to serve as the team's Director of Hockey Operations, after spending the last two seasons as an assistant coach at St. Olaf College, a Minnesota-based Division III school. At St. Olaf, Russell helped the 2021-22 squad to a Minnesota Intercollegiate Athletic Conference (MIAC) tournament title and an NCAA Tournament appearance. While attending Cornell for his undergraduate studies, Russell served as an Assistant Director of Hockey Operations, helping coordinate video, analyzing film, and preparing scouting reports, while incorporating advanced analytics into game preparation.

CORNELLIAN IN THE NHL (STATS AS OF DEC. 20)



MORGAN BARRON
C | Winnipeg | CU from 2018-20

2022-23 STATS			
GP	G	A	PTS
21	3	6	9

CAREER		
GP	G	PTS
53	6	15



JACOB MACDONALD
D | Colorado | CU from 2011-15

2022-23 STATS			
GP	G	A	PTS
21	0	1	1

CAREER		
GP	G	PTS
64	2	11

FORMER CORNELLIAN PLAYING PROFESSIONALLY

LAST UPDATED DEC. 20, 2022

UNITED STATES / CANADA

NHL (2)

- Morgan Barron (Winnipeg)
- Jacob MacDonald (Colorado)

AHL (9)

- Anthony Angello (Springfield)
- Cole Bardreau (Bridgeport)
- Kyle Betts (Belleville)
- Alex Green (Chicago)
- Yanni Kaldis (Bakersfield)
- Jeff Kubiak (Bridgeport)
- Jeff Malott (Manitoba)
- Riley Nash (Charlotte)
- Michael Regush (Abbotsford)

ECHL (3)

- Matt Cairns (Cincinnati)
- Cody Haiskanen (Idaho)
- Tristan Mullin (Kansas City)

INTERNATIONAL
AUSTRIA (1)

- Reece Wilcox (HC Pustertal)

GERMANY - DEL (1)

- Alec McCrea (Düsseldorfer EG)

GERMANY - DEL2 (2)

- Joel Lowry (EC Kassel)
- Jake Weidner (EC Kassel)

JAPAN (1)

- Alex Rauter (Yokohama Griets)

NORWAY (1)

- Mitch Gillam (Manglerud)

RUSSIA - KHL (1)

- Kirill Gotovets (Dynamo Moskva)

SWEDEN - ALLSVENSKAN (1)

- Z Matthew Galajda (Djurgårdens IF)

SWEDEN - SHL (1)

- Joakim Ryan (Malmö)

SWITZERLAND - SL (1)

- Sean Collins (EHC Olten)

CORNELLIAN IN THE NHL



CORNELLIAN ACTIVELY IN THE NHL (2)

PLAYER	YEARS AT CORNELL	NHL SEASON	CURRENT TEAM
Morgan Barron	2018-20	3rd	Winnipeg
Jacob MacDonald	2011-15	4th	Colorado

NHLERS TO PLAY UNDER SCHAFFER AT CORNELL (28)

PLAYER	YEAR(S) COACHED	NHL CAREER	TEAM(S)
AS AN ASSISTANT COACH (4)			
Joe Nieuwendyk	1986-87	1987-07	CGY, DAL, NJ, TOR, FLA
Corrie D'Alessio	1987-90	1992-93	HFD
Dan Ratushny	1988-90	1992-93	VAN
Ryan Hughes	1989-90	1995-96	BOS

AS A HEAD COACH (24)			
Brad Chartrand	1995-96	1999-04	LAK
P.C. Drouin	1995-96	1996-97	BOS
Jean-Marc Pelletier	1995-97	1998-04	PHI, PHX
Matt Underhill	1998-02	2003-04	CHI
Douglas Murray	1999-03	2005-14	SJ, PIT, MTL
Ryan Vesce	2000-04	2008-10	SJ
Mike Iggulden	2001-05	2007-09	SJ, NYI
David LeNeveu	2001-03	2005-11	PHX, CBJ
Matt Moulson	2002-06	2007-18	LA, NYI, BUF, MIN
Ryan O'Byrne	2003-06	2007-13	MTL, COL, TOR
Byron Bitz	2003-07	2008-12	BOS, FLA, VAN
Raymond Sawada	2004-08	2008-11	DAL
Colin Greening	2006-10	2010-16	OTT, TOR
Brendon Nash	2006-10	2010-11	MTL
Ben Scrivens	2006-10	2011-16	TOR, LA, EDM, MTL
Riley Nash	2007-10	2011-21	CAR, BOS, CBJ, WPG, TB, ARI
Sean Collins	2008-12	2012-16	CBJ, WSH
Brian Ferlin	2011-14	2014-15	BOS
Joakim Ryan	2011-15	2017-21	SJ, LA, CAR
Jacob MacDonald	2011-15	2018-	FLA, COL
Cole Bardreau	2011-15	2019-22	NYI
Anthony Angello	2015-18	2019-21	PIT
Morgan Barron	2018-20	2020-	NYR, WPG
Jeff Malott	2016-20	2021-22	WPG

CORNELLIAN NHLERS IN HOCKEY HALL OF FAME (2)

KEN DRYDEN

G | Montréal | CU from 1966-69

CAREER STATS

GP	SV	GAA	SV%
397	10,213	2.24	.922



5-time Vezina Trophy winner; 6-time All-Star

JOE NIEUWENDYK

C | Calgary, Dallas, New Jersey, Toronto, Florida | CU from 1984-87

CAREER STATS

GP	G	A	PTS
1,257	564	562	1,126



1988 Calder; 1995 Clancy; 1999 Conn Smythe

MACDONALD '15 BECOMES THIRD CORNELLIAN TO HOIST STANLEY CUP



Patrick Shanahan/Cornell Athletics

ITHACA, N.Y. (JUNE 26, 2022) — **JACOB**

MACDONALD '15 became the third player in Cornell history to lift the Stanley Cup when his Colorado Avalanche defeated the Tampa Bay Lightning, 2-1, in Game 6 of the 2022 Stanley Cup Playoffs at Amalie Arena in Tampa, Fla.

MacDonald joined six-time winner **KEN DRYDEN** and three-time champion **JOE NIEUWENDYK** in hoisting the oldest existing trophy awarded to a professional sports franchise in North America.

Since graduating from Cornell, MacDonald has played in the ECHL with the Elmira Jackals and Toledo Walleye, the AHL with the Springfield Falcons, Albany and Binghamton Devils, Springfield Thunderbirds and Colorado Eagles around NHL stints with

the Florida Panthers in 2018-19 and the Avalanche in both 2020-21 and 2021-22.

He played eight regular-season games with Colorado this season and has two goals and eight assists in 43 regular season NHL games.

MacDonald was called up from Colorado of the AHL in early June to provide the Avalanche with some additional depth at the defenseman position.

The three-year starter for the Big Red accumulated four goals and 17 assists for 21 points in 104 career games. His plus-6 rating as a senior ranked second on the club.

2022-23 CORNELL BIG RED SKATER CAPSULES



#2 PETER MUZYKA

Defenseman • Sr. • 6-3 • 194 lbs • Shoots: Left

Toronto, Ontario • New Mexico Ice Wolves (NAHL)

SEASON	TEAM	GP	G	A	Points	Shots	Shot%	Pen-Min	+/-	PPG	SHG	GWG	Blk	FOW	FOL	FO%
2021-22	CU	6	0	0	0	0	.000	2 - 15	1	0	0	0	4	0	0	.000
TOTAL		6	0	0	0	0	.000	2 - 15	1	0	0	0	4	0	0	.000

MUZYKA AT A GLANCE

Most Goals N/A
 Most Assists N/A
 Most Points N/A

First Goal N/A
 First Assist N/A
 Last Goal N/A
 Last Assist N/A

Longest Point Streak N/A
 Longest Goal Streak N/A
 Longest Assist Streak N/A



#3 JACK O'BRIEN

Defenseman • Fr. • 6-0 • 170 lbs • Shoots: Left

White Rock, British Columbia • Nanaimo Clippers (BCHL)

SEASON	TEAM	GP	G	A	Points	Shots	Shot%	Pen-Min	+/-	PPG	SHG	GWG	Blk	FOW	FOL	FO%
2021-22	CU	32	0	8	8	54	.000	3 - 6	8	0	0	0	12	0	0	.000
2022-23	CU	9	0	1	1	6	.000	0 - 0	3	0	0	0	17	0	0	.000
TOTAL		41	0	9	9	60	.000	3 - 6	11	0	0	0	29	0	0	.000

O'BRIEN AT A GLANCE

Most Goals N/A
 Most Assists N/A
 Most Points N/A

First Goal N/A
 First Assist N/A
 Last Goal N/A
 Last Assist N/A

Longest Point Streak N/A
 Longest Goal Streak N/A
 Longest Assist Streak N/A



#4 HANK KEMPF

Defenseman • So. • 6-2 • 200 lbs • Shoots: Left

Wilmette, Illinois • Muskegon Lumberjacks (USHL)

SEASON	TEAM	GP	G	A	Points	Shots	Shot%	Pen-Min	+/-	PPG	SHG	GWG	Blk	FOW	FOL	FO%
2021-22	CU	32	0	8	8	54	.000	3 - 6	8	0	0	0	12	0	0	.000
2022-23	CU	9	0	1	1	6	.000	0 - 0	3	0	0	0	17	0	0	.000
TOTAL		41	0	9	9	60	.000	3 - 6	11	0	0	0	29	0	0	.000



KEMPF AT A GLANCE

Most Goals N/A
 Most Assists 2, at Princeton (1/21/22)
 Most Points 2, at Princeton (1/21/22)

First Goal N/A
 First Assist at Dartmouth (11/6/21)
 Last Goal N/A
 Last Assist at St. Lawrence (11/11/22) - 4 games

Longest Point Streak . . . 4 games (11/6/21 - 11/19/21)
 Longest Goal Streak N/A
 Longest Assist Streak . . . 4 games (11/6/21 - 11/19/21)



#5 SEBASTIAN DIRVEN

Defenseman • Sr. • 6-3 • 205 lbs • Shoots: Left

Bainville, Ontario • Central Illinois Flying Aces (USHL)

SEASON	TEAM	GP	G	A	Points	Shots	Shot%	Pen-Min	+/-	PPG	SHG	GWG	Blk	FOW	FOL	FO%
2019-20	CU	28	1	3	4	22	.045	9 - 18	10	0	0	0	17	0	0	.000
2021-22	CU	31	1	5	6	20	.050	11 - 33	5	0	0	0	24	0	0	.000
2022-23	CU	12	0	1	1	12	.000	3 - 6	4	0	0	0	9	0	0	.000
TOTAL		71	2	9	11	54	.037	23 - 57	19	0	0	0	50	0	0	.000

DIRVEN AT A GLANCE

Most Goals 1, (2x), Last: at Princeton (2/26/22)
 Most Assists 1, (9x), Last: at St. Lawrence (11/11/22)
 Most Points 1, (11x), Last: at St. Lawrence (11/11/22)

First Goal vs. Colgate (2/9/20)
 First Assist at Union (1/11/20)
 Last Goal at Princeton (2/26/22) - 15 games
 Last Assist at St. Lawrence (11/11/22) - 7 games

Longest Point Streak . . . 2, (3x), Last: 11/27/21 - 12/3/21
 Longest Goal Streak N/A
 Longest Assist Streak . . . 2, (2x), Last: 11/27/21 - 12/3/21



#7 JIMMY RAYHILL

Defenseman • So. • 5-9 • 175 lbs • Shoots: Right

New Hartford, New York • Odessa Jackalopes (NAHL)

SEASON	TEAM	GP	G	A	Points	Shots	Shot%	Pen-Min	+/-	PPG	SHG	GWG	Blk	FOW	FOL	FO%
2021-22	CU	32	0	8	8	54	.000	3 - 6	8	0	0	0	12	0	0	.000
2022-23	CU	9	0	1	1	6	.000	0 - 0	3	0	0	0	17	0	0	.000
TOTAL		41	0	9	9	60	.000	3 - 6	11	0	0	0	29	0	0	.000

RAYHILL AT A GLANCE

Most Goals N/A
 Most Assists N/A
 Most Points N/A

First Goal N/A
 First Assist N/A
 Last Goal N/A
 Last Assist N/A

Longest Point Streak N/A
 Longest Goal Streak N/A
 Longest Assist Streak N/A



2022-23 CORNELL BIG RED SKATER CAPSULES



#8 JACK LAGERSTROM

Defenseman • Jr. • 6-2 • 177 lbs • Shoots: Right
Edina, Minnesota • Tri-City Storm (USHL)

SEASON	TEAM	GP	G	A	Points	Shots	Shot%	Pen-Min	+/-	PPG	SHG	GWG	BLK	FOW	FOL	FO%
2021-22	CU	14	0	0	0	16	.000	2 - 4	1	0	0	0	5	0	0	.000
2022-23	CU	7	1	1	2	10	.100	2 - 4	1	0	0	0	2	0	0	.000
TOTAL		21	1	1	2	26	.038	4 - 8	2	0	0	0	7	0	0	.000

LAGERSTROM AT A GLANCE

Most Goals 1, vs. Brown (11/19/22)
Most Assists 1, vs. Sacred Heart (11/22/22)
Most Points 1, (2x), Last: vs. Sacred Heart (11/22/22)

First Goal vs. Brown (11/19/22)
First Assist vs. Sacred Heart (11/22/22)
Last Goal vs. Brown (11/19/22) - 1 game
Last Assist vs. Sacred Heart (11/22/22)

Longest Point Streak . . . 2 games (11/19/22 - Present)
Longest Goal Streak N/A
Longest Assist Streak N/A



#9 JACK O'LEARY

Forward • Jr. • 5-7 • 162 lbs • Shoots: Right
St. James, New York • Cedar Rapids RoughRiders (USHL)

SEASON	TEAM	GP	G	A	Points	Shots	Shot%	Pen-Min	+/-	PPG	SHG	GWG	BLK	FOW	FOL	FO%
2021-22	CU	11	1	1	2	9	.111	4 - 19	3	0	0	0	1	0	0	.000
2022-23	CU	7	2	2	4	6	.333	0 - 0	5	0	0	0	7	0	0	.000
TOTAL		18	3	3	6	15	.200	4 - 19	8	0	0	0	8	0	0	.000

O'LEARY AT A GLANCE

Most Goals 1, (3x), Last: vs. Brown (11/19/22)
Most Assists 1, (3x), Last: vs. Sacred Heart (11/22/22)
Most Points 2, at North Dakota (1/7/22)

First Goal at North Dakota (1/7/22)
First Assist at North Dakota (1/7/22)
Last Goal vs. Brown (11/19/22) - 3 games
Last Assist vs. Sacred Heart (11/22/22) - 2 games

Longest Point Streak . . . 3 games (11/18/22 - 11/22/22)
Longest Goal Streak N/A
Longest Assist Streak N/A



#10 TRAVIS MITCHELL

Defenseman • Sr. • 6-3 • 207 lbs • Shoots: Left
South Lyon, Michigan • Omaha Lancers (USHL)

SEASON	TEAM	GP	G	A	Points	Shots	Shot%	Pen-Min	+/-	PPG	SHG	GWG	BLK	FOW	FOL	FO%
2019-20	CU	29	2	10	12	36	.056	9 - 29	20	0	0	0	25	1	0	1.000
2021-22	CU	32	3	13	16	70	.043	12 - 40	14	1	0	0	38	0	0	.000
2022-23	CU	12	3	2	5	19	.158	5 - 10	4	0	0	1	20	0	0	.000
TOTAL		73	8	25	33	125	.064	26 - 79	38	1	0	1	83	1	0	1.000

MITCHELL AT A GLANCE

Most Goals 1, (8x), Last: vs. Dartmouth (12/3/22)
Most Assists 3, at St. Lawrence (12/3/21)
Most Points 3, at St. Lawrence (12/3/21)

First Goal at Clarkson (11/15/19)
First Assist at Michigan State (11/2/19)
Last Goal vs. Dartmouth (12/3/22)
Last Assist vs. Yale (11/18/22) - 5 games

Longest Point Streak . . . 4 games (2/19/22 - 3/11/22)
Longest Goal Streak . . . 2 games (12/2/22 - Present)
Longest Assist Streak . . . 4 games (2/19/22 - 3/11/22)



#11 SEAN DONALDSON

Forward • Fr. • 5-11 • 180 lbs • Shoots: Left
Vancouver, British Columbia • Nanaimo Clippers (BCHL)

SEASON	TEAM	GP	G	A	Points	Shots	Shot%	Pen-Min	+/-	PPG	SHG	GWG	BLK	FOW	FOL	FO%
2021-22	CU	11	1	6	7	25	.040	0 - 0	6	0	0	0	3	0	0	.000
2022-23	CU	11	1	6	7	25	.040	0 - 0	6	0	0	0	3	0	0	.000
TOTAL		22	2	12	14	50	.040	0 - 0	12	0	0	0	6	0	0	.000

DONALDSON AT A GLANCE

Most Goals 1, at Minnesota Duluth (10/29/22)
Most Assists 2, (2x), Last: vs. Brown (11/19/22)
Most Points 2, (2x), Last: vs. Brown (11/19/22)

First Goal at Minnesota Duluth (10/29/22)
First Assist 2, vs. Yale (11/18/22)
Last Goal at Minnesota Duluth (10/29/22) - 9 games
Last Assist vs. Harvard (12/2/22) - 1 game

Longest Point Streak . . . 3 games (11/18/22 - 11/22/22)
Longest Goal Streak N/A
Longest Assist Streak . . . 3 games (11/18/22 - 11/22/22)



#12 TIM REGO

Defenseman • Jr. • 6-0 • 172 lbs • Shoots: Right
Mansfield, Massachusetts • Brooks Bandits (AJHL)

SEASON	TEAM	GP	G	A	Points	Shots	Shot%	Pen-Min	+/-	PPG	SHG	GWG	BLK	FOW	FOL	FO%
2021-22	CU	32	2	9	11	29	.069	3 - 6	4	0	0	0	22	0	0	.000
2022-23	CU	12	1	4	5	8	.125	3 - 6	6	0	0	1	12	0	0	.000
TOTAL		44	3	13	16	37	.081	6 - 12	10	0	0	1	34	0	0	.000

REGO AT A GLANCE

Most Goals 2, vs. RPI (11/13/21)
Most Assists 2, at Harvard (11/5/21)
Most Points 3, vs. RPI (11/13/21)

First Goal 2, vs. RPI (11/13/21)
First Assist 2, at Harvard (11/5/21)
Last Goal at Princeton (11/4/22) - 9 games
Last Assist vs. Harvard (12/2/22) - 1 game

Longest Point Streak . . . 2, (3x), Last: 11/26/22 - 12/2/22
Longest Goal Streak N/A
Longest Assist Streak . . . 2, (2x), Last: 11/26/22 - 12/2/22

2022-23 CORNELL BIG RED SKATER CAPSULES



#13 JACK MALONE

Forward • Sr. • 6-1 • 193 lbs • Shoots: Right
Madison, New Jersey • Youngstown Phantoms (USHL)



MALONE AT A GLANCE

Most Goals 1, (9x), Last: at Quinnipiac (2/25/22)
Most Assists 2, (2x), Last: vs. Quinnipiac (1/22/22)
Most Points 2, (3x), Last: vs. Quinnipiac (1/22/22)

First Goal at Michigan State (11/1/19)
First Assist vs. Yale (11/9/19)
Last Goal at Quinnipiac (2/25/22) - 16 games
Last Assist vs. Colgate (3/13/22) - 12 games

Longest Point Streak 6 games (2/19/22 - 3/13/22)
Longest Goal Streak 2, (2x), Last: 1/15/22 - 1/21/22
Longest Assist Streak 4 games (2/26/22 - 3/13/22)

SEASON	TEAM	GP	G.	A	Points	Shots	Shot%	Pen-Min	+/-	PPG	SHG	GWG	Blk	FOW	FOL	FO%
2019-20	CU	27	2	6	8	16	.125	2 - 4	11	1	0	0	7	9	5	.643
2021-22	CU	32	8	12	20	61	.131	9 - 26	2	2	0	1	17	18	23	.439
2022-23	CU	12	0	0	0	19	.000	0 - 0	-2	0	0	0	8	15	25	.375
TOTAL		71	10	18	28	96	.104	11 - 30	11	3	0	1	32	42	53	.442



#15 MAX ANDREEV



Forward • Sr. • 6-0 • 182 lbs • Shoots: Left
Moscow, Russia • Central Illinois Flying Aces (USHL)

SEASON	TEAM	GP	G.	A	Points	Shots	Shot%	Pen-Min	+/-	PPG	SHG	GWG	Blk	FOW	FOL	FO%
2018-19	CU	22	2	8	10	22	.091	5 - 10	4	0	0	0	5	121	92	.568
2019-20	CU	24	5	15	20	39	.128	6 - 12	11	2	0	3	6	119	128	.482
2021-22	CU	22	9	14	23	55	.164	10 - 23	17	3	0	0	10	228	184	.553
2022-23	CU	10	3	5	8	13	.231	5 - 10	2	2	0	0	9	87	93	.483
TOTAL		78	19	42	61	129	.147	26 - 55	34	7	0	3	30	555	497	.528



ANDREEV AT A GLANCE

Most Goals 4, vs. RPI (11/13/21)
Most Assists 2, (8x), Last: at Princeton (11/4/22)
Most Points 6, vs. RPI (11/13/21)

First Goal vs. Michigan State (10/26/18)
First Assist vs. Yale (11/2/18)
Last Goal vs. UConn (11/26/22) - 1 game
Last Assist vs. UConn (11/26/22) - 1 game

Longest Point Streak 8 games (11/12/21 - 1/1/22)
Longest Goal Streak N/A
Longest Assist Streak 4 games (11/12/21 - 11/20/21)



#16 GABRIEL SEGER

Forward • Sr. • 6-4 • 210 lbs • Shoots: Left
Uppsala, Sweden • Union College (ECAC)

SEASON	TEAM	GP	G.	A	Points	Shots	Shot%	Pen-Min	+/-	PPG	SHG	GWG	Blk	FOW	FOL	FO%
2019-20	UNI	37	7	15	22	44	.159	4 - 8	-1	3	0	2	18	204	223	.478
2021-22	UNI	34	7	14	21	54	.130	5 - 21	-2	3	0	0	18	335	306	.523
2022-23	CU	10	2	6	8	16	.125	2 - 15	-1	1	0	0	3	92	61	.601
TOTAL FOR CU		10	2	6	8	16	.125	2 - 15	-1	1	0	0	3	92	61	.601
TOTAL		81	16	35	51	114	.140	11 - 44	-4	7	0	2	39	631	590	.517



SEGER AT A GLANCE

Most Goals 1, (16x), Last: vs. Yale (11/18/22)
Most Assists 3, at St. Lawrence (1/3/20)
Most Points 3, (2x), Last: at Princeton (2/5/22)

First Goal vs. RPI (10/25/19)
First Assist vs. Army (10/6/19)
Last Goal vs. Yale (11/18/22) - 4 games
Last Assist vs. Dartmouth (12/3/22)

Longest Point Streak 4 games (11/11/22 - 11/26/22)
Longest Goal Streak 2, (2x), Last: 2/5/21 - 2/11/21
Longest Assist Streak 2, (4x), Last: 11/19/22 - 11/26/22



#17 DALTON BANCROFT

Forward • Fr. • 6-3 • 200 lbs • Shoots: Right
Madoc, Ontario • Trenton Golden Hawks (OJHL)

SEASON	TEAM	GP	G.	A	Points	Shots	Shot%	Pen-Min	+/-	PPG	SHG	GWG	Blk	FOW	FOL	FO%
2022-23	CU	11	4	4	8	17	.235	3 - 6	3	2	0	1	5	1	3	.250
TOTAL		11	4	4	8	17	.235	3 - 6	3	2	0	1	5	1	3	.250



BANCROFT AT A GLANCE

Most Goals 3, vs. UConn (11/26/22)
Most Assists 1, (4x), Last: vs. Sacred Heart (11/22/22)
Most Points 3, vs. UConn (11/26/22)

First Goal vs. Yale (11/18/22)
First Assist at Minnesota Duluth (10/28/22)
Last Goal 3, vs. UConn (11/26/22)
Last Assist vs. Sacred Heart (11/22/22)

Longest Point Streak 4 games (11/18/22 - 11/26/22)
Longest Goal Streak N/A
Longest Assist Streak 3 games (11/18/22 - 11/22/22)



#18 KYLER KOVICH

Forward • So. • 6-2 • 182 lbs • Shoots: Left
Coquitlam, British Columbia • Tri-City Storm (USHL)

SEASON	TEAM	GP	G.	A	Points	Shots	Shot%	Pen-Min	+/-	PPG	SHG	GWG	Blk	FOW	FOL	FO%
2021-22	CU	19	3	1	4	13	.231	4 - 8	6	0	0	1	7	1	0	1.000
2022-23	CU	6	1	0	1	4	.250	1 - 2	0	0	0	0	1	0	0	.000
TOTAL		25	4	1	5	17	.235	5 - 10	6	0	0	1	8	1	0	1.000



KOVICH AT A GLANCE

Most Goals 1, (4x), Last: at St. Lawrence (11/11/22)
Most Assists 1, at Dartmouth (11/6/21)
Most Points 1, (5x), Last: at St. Lawrence (11/11/22)

First Goal vs. Boston University (11/27/21)
First Assist at Dartmouth (11/6/21)
Last Goal at St. Lawrence (11/11/22) - 3 games
Last Assist at Dartmouth (11/6/21) - 22 games

Longest Point Streak 2 games (1/7/22 - 1/8/22)
Longest Goal Streak 2 games (1/7/22 - 1/8/22)
Longest Assist Streak N/A

2022-23 CORNELL BIG RED SKATER CAPSULES



#19 SULLIVAN MACK

Forward • So. • 6-1 • 189 lbs • Shoots: Left

Anchorage, Alaska • Salmon Arm Silverbacks (BCHL)

SEASON	TEAM	GP	G	A	Points	Shots	Shot%	Pen-Min	+/-	PPG	SHG	GWG	Bk	FOW	FOL	FO%
2021-22	CU	20	1	1	2	27	.037	2 - 4	-3	0	0	1	5	0	0	.000
2022-23	CU	7	1	4	5	7	.143	2 - 4	4	0	0	1	3	0	0	.000
TOTAL		27	2	5	7	34	.059	4 - 8	1	0	0	2	8	0	0	.000



MACK AT A GLANCE

Most Goals . 1, (2x), Last: vs. Sacred Heart (11/22/22)

Most Assists 2, vs. UConn (11/26/22)

Most Points 2, vs. UConn (11/26/22)

First Goal at Princeton (2/26/22)

First Assist vs. RPI (11/13/21)

Last Goal vs. Sacred Heart (11/22/22) - 3 games

Last Assist 2, vs. UConn (11/26/22) - 2 games

Longest Point Streak . 4 games (11/18/22 - 11/26/22)

Longest Goal Streak N/A

Longest Assist Streak . 2 games (11/18/22 - 11/19/22)

#20 MATT STIENBURG A

Forward • Sr. • 6-2 • 195 lbs • Shoots: Right

Halifax, Nova Scotia • St. Andrew's College



SEASON	TEAM	GP	G	A	Points	Shots	Shot%	Pen-Min	+/-	PPG	SHG	GWG	Bk	FOW	FOL	FO%
2019-20	CU	27	5	5	10	31	.161	13 - 45	12	1	0	1	15	31	40	.437
2021-22	CU	28	13	16	29	63	.206	11 - 30	11	4	0	4	22	50	67	.427
2022-23	CU	12	2	4	6	32	.063	7 - 14	-2	1	0	1	13	2	8	.200
TOTAL		67	20	25	45	126	.159	31 - 89	21	6	0	6	50	83	115	.419



STIENBURG AT A GLANCE

Most Goals 3, at St. Lawrence (12/3/21)

Most Assists 3, vs. RPI (11/13/21)

Most Points 4, (2x), Last: at St. Lawrence (12/3/21)

First Goal vs. Ohio State (1/3/20)

First Assist vs. Yale (11/9/19)

Last Goal vs. UConn (11/26/22) - 2 games

Last Assist vs. Dartmouth (12/3/22)

Longest Point Streak . . 11 games (10/30/21 - 1/1/22)

Longest Goal Streak . . 3 games (2/21/20 - 2/28/20)

Longest Assist Streak . 5 games (11/20/21 - 1/1/22)



#21 ZACH TUPKER

Forward • Sr. • 6-1 • 197 lbs • Shoots: Left

Collingwood, Ontario • Carleton Place Canadians (CCHL)

SEASON	TEAM	GP	G	A	Points	Shots	Shot%	Pen-Min	+/-	PPG	SHG	GWG	Bk	FOW	FOL	FO%
2019-20	CU	20	1	2	3	12	.083	1 - 2	7	0	0	0	5	50	59	.459
2021-22	CU	32	1	6	7	36	.028	4 - 8	-1	0	0	0	10	139	133	.511
2022-23	CU	12	3	3	6	28	.107	6 - 12	5	0	0	1	6	108	69	.610
TOTAL		64	5	11	16	76	.066	11 - 22	11	0	0	1	21	297	261	.532



TUPKER AT A GLANCE

Most Goals 2, vs. Yale (11/18/22)

Most Assists 1, (11x), Last: vs. UConn (11/26/22)

Most Points 2, (2x), Last: vs. Yale (11/18/22)

First Goal vs. Yale (11/9/19)

First Assist vs. Colgate (2/9/20)

Last Goal 2, vs. Yale (11/18/22) - 5 games

Last Assist vs. UConn (11/26/22) - 2 games

Longest Point Streak . 3, (2x), Last: 11/12/22 - 11/19/22

Longest Goal Streak . 2 games (11/12/22 - 11/18/22)

Longest Assist Streak . 3 games (1/7/22 - 1/15/22)



#22 KYLE PENNEY

Forward • Jr. • 6-1 • 204 lbs • Shoots: Left

Lawrencetown, Nova Scotia • Chilliwack Chiefs (BCHL)

SEASON	TEAM	GP	G	A	Points	Shots	Shot%	Pen-Min	+/-	PPG	SHG	GWG	Bk	FOW	FOL	FO%
2021-22	CU	32	8	6	14	59	.136	4 - 8	3	0	0	0	23	25	36	.410
2022-23	CU	11	2	4	6	13	.154	0 - 0	5	1	0	0	2	36	43	.456
TOTAL		43	10	10	20	72	.139	4 - 8	8	1	0	0	25	61	79	.436



PENNEY AT A GLANCE

Most Goals . 1, (8x), Last: vs. Sacred Heart (11/22/22)

Most Assists 2, vs. Clarkson (2/19/22)

Most Points 3, vs. Brown (11/19/22)

First Goal at Dartmouth (11/6/21)

First Assist vs. Boston University (11/27/21)

Last Goal vs. Sacred Heart (11/22/22) - 3 games

Last Assist 2, vs. Brown (11/19/22) - 4 games

Longest Point Streak . 2, (5x), Last: 11/19/22 - 11/22/22

Longest Goal Streak . 2, (4x), Last: 11/19/22 - 11/22/22

Longest Assist Streak N/A



#23 WINTER WALLACE

Forward • Fr. • 6-3 • 215 lbs • Shoots: Right

Boulder, Colorado • Youngstown Phantoms (USHL)

SEASON	TEAM	GP	G	A	Points	Shots	Shot%	Pen-Min	+/-	PPG	SHG	GWG	Bk	FOW	FOL	FO%
2022-23	CU	7	2	1	3	8	.250	5 - 10	3	0	0	0	3	0	0	.000
TOTAL		7	2	1	3	8	.250	5 - 10	3	0	0	0	3	0	0	.000



WALLACE AT A GLANCE

Most Goals N/A

Most Assists N/A

Most Points N/A

First Goal at Minnesota Duluth (10/28/22)

First Assist at Clarkson (11/12/22)

Last Goal vs. Brown (11/19/22) - 2 games

Last Assist at Clarkson (11/12/22) - 3 games

Longest Point Streak . 2 games (11/12/22 - 11/19/22)

Longest Goal Streak N/A

Longest Assist Streak N/A

2022-23 CORNELL BIG RED SKATER CAPSULES

#24 SAM MALINSKI **C**

Defenseman • Sr. • 5-11 • 189 lbs • Shoots: Right
Lakeville, Minnesota • Bismarck Bobcats (NAHL)



SEASON	TEAM	GP	G.	A	Points	Shots	Shot%	Pen-Min	+/-	PPG	SHG	GWG	Bk	FOW	FOL	FO%
2019-20	CU	25	4	12	16	61	.066	7 - 14	14	2	0	1	19	0	0	.000
2021-22	CU	32	5	18	23	81	.062	9 - 26	20	2	0	1	41	0	0	.000
2022-23	CU	12	1	4	5	30	.033	1 - 2	0	0	1	0	10	0	0	.000
TOTAL		69	10	34	44	172	.058	17 - 42	34	4	1	2	70	0	0	.000

MALINSKI AT A GLANCE

Most Goals . . . 1, (10x), Last: at St. Lawrence (11/11/22)
Most Assists 3, vs. Princeton (1/21/22)
Most Points 3, (2x), Last: vs. Princeton (1/21/22)

First Goal at Michigan State (11/2/19)
First Assist at Michigan State (11/1/19)
Last Goal N/A
Last Assist N/A

Longest Point Streak . . 4, (2x), Last: 2/22/20 - 10/29/21
Longest Goal Streak . . . 2, (2x), Last: 2/22/20 - 2/28/20
Longest Assist Streak . . 4 games (11/1/19 - 11/9/19)

PSENICKA AT A GLANCE

Most Goals 2, vs. Clarkson (2/19/22)
Most Assists 2, at North Dakota (1/7/22)
Most Points 3, vs. Clarkson (2/19/22)

First Goal vs. Alaska (10/29/21)
First Assist at Dartmouth (11/6/21)
Last Goal vs. UConn (11/26/22) - 2 games
Last Assist vs. Yale (11/18/22) - 5 games

Longest Point Streak . . 4 games (3/11/22 - 10/28/22)
Longest Goal Streak . . . 2, (3x), Last: 2/1/22 - 2/4/22
Longest Assist Streak . . 4 games (3/11/22 - 10/28/22)

SUDA AT A GLANCE

Most Goals N/A
Most Assists 1, (2x), Last: vs. UConn (11/26/22)
Most Points 1, (2x), Last: vs. UConn (11/26/22)

First Goal N/A
First Assist at Minnesota Duluth (10/29/22)
Last Goal N/A
Last Assist vs. UConn (11/26/22) - 2 games

Longest Point Streak N/A
Longest Goal Streak N/A
Longest Assist Streak N/A

DeSANTIS AT A GLANCE

Most Goals 1, (2x), Last: vs. Yale (11/18/22)
Most Assists N/A
Most Points 1, (2x), Last: vs. Yale (11/18/22)

First Goal at St. Lawrence (11/11/22)
First Assist N/A
Last Goal vs. Yale (11/18/22) - 3 games
Last Assist N/A

Longest Point Streak N/A
Longest Goal Streak N/A
Longest Assist Streak N/A

BERARD AT A GLANCE

Most Goals 3, (2x), Last: at Dartmouth (11/6/21)
Most Assists 2, (2x), Last: at St. Lawrence (11/11/22)
Most Points 3, (2x), Last: at Dartmouth (11/6/21)

First Goal vs. Princeton (11/23/19)
First Assist at Michigan State (11/2/19)
Last Goal at Minnesota Duluth (10/29/22) - 10 games
Last Assist vs. UConn (11/26/22) - 2 games

Longest Point Streak . . 5 games (11/15/19 - 11/30/19)
Longest Goal Streak . . . 3 games (3/11/22 - 3/13/22)
Longest Assist Streak . . 3, (2x), Last: 2/8/20 - 2/14/20



#26 ONDREJ PSENICKA

Forward • So. • 6-6 • 211 lbs • Shoots: Left
Prague, Czechia • Waterloo Black Hawks (USHL)



SEASON	TEAM	GP	G.	A	Points	Shots	Shot%	Pen-Min	+/-	PPG	SHG	GWG	Bk	FOW	FOL	FO%
2021-22	CU	32	12	9	21	68	.176	9 - 18	21	2	1	3	11	18	17	.514
2022-23	CU	12	1	3	4	22	.045	3 - 6	3	0	0	0	6	29	32	.475
TOTAL		44	13	12	25	90	.144	12 - 24	24	2	1	3	17	47	49	.490



#27 MICHAEL SUDA

Defenseman • So. • 6-1 • 180 lbs • Shoots: Left
Cheektowaga, New York • Fargo Force (USHL)



SEASON	TEAM	GP	G.	A	Points	Shots	Shot%	Pen-Min	+/-	PPG	SHG	GWG	Bk	FOW	FOL	FO%
2021-22	CU	6	0	0	0	5	.000	0 - 0	-1	0	0	0	1	0	0	.000
2022-23	CU	11	0	2	2	5	.000	0 - 0	0	0	0	0	9	0	1	.000
TOTAL		17	0	2	2	10	.000	0 - 0	-1	0	0	0	10	0	1	.000



#28 NICK DeSANTIS

Forward • Fr. • 5-9 • 155 lbs • Shoots: Right
Collegeville, Pennsylvania • Madison Capitols (USHL)



SEASON	TEAM	GP	G.	A	Points	Shots	Shot%	Pen-Min	+/-	PPG	SHG	GWG	Bk	FOW	FOL	FO%
2022-23	CU	8	2	0	2	7	.286	2 - 4	0	1	0	1	2	0	0	.000
TOTAL		8	2	0	2	7	.286	2 - 4	0	1	0	1	2	0	0	.000



#29 BEN BERARD

Forward • Sr. • 6-0 • 191 lbs • Shoots: Left
Duncan, British Columbia • Powell River Kings (BCHL)



SEASON	TEAM	GP	G.	A	Points	Shots	Shot%	Pen-Min	+/-	PPG	SHG	GWG	Bk	FOW	FOL	FO%
2019-20	CU	27	7	10	17	66	.106	2 - 4	8	4	0	1	4	5	9	.357
2021-22	CU	26	14	9	23	87	.161	3 - 6	11	5	0	3	10	0	0	.000
2022-23	CU	12	1	4	5	35	.029	2 - 4	-6	0	0	0	12	0	0	.000
TOTAL		65	22	23	45	188	.117	7 - 14	13	9	0	4	26	5	9	.357

2022-23 CORNELL BIG RED GOALTENDER CAPSULES



#30 IAN SHANE
Goaltender • So. • 6-0 • 167 lbs • Catches: Left
Manhattan Beach, California • Bismarck Bobcats (NAHL)

SEASON	TEAM	GP-GS	Minutes	GA	GAAvg	Saves	Save%	W	L	T	Sho	PPG	SHG
2021-22	CU	17 - 16	979.45	28	1.72	387	.933	7	6	3	3	10	0
2022-23	CU	11 - 10	588.56	14	1.43	199	.934	6	4	0	2	4	0
TOTAL		28 - 26	1568.01	42	1.61	586	.933	13	10	3	5	14	0

SHANE AT A GLANCE

Most Saves 42, at Quinnipiac (2/25/22)
Assists N/A

First Game at Arizona State (1/2/22)
First Start at North Dakota (1/7/22)
First Shutout at Yale (1/15/22)

Last Shutout vs. Dartmouth (12/3/22)
Last Assist N/A



#33 REMINGTON KEOPPLE
Goaltender • Fr. • 6-2 • 190 lbs • Catches: Left
New Richmond, Wisconsin • Des Moines Buccaneers (USHL)

SEASON	TEAM	GP-GS	Minutes	GA	GAAvg	Saves	Save%	W	L	T	Sho	PPG	SHG
2022-23	CU	3 - 2	125.74	5	2.39	34	.872	1	1	0	0	1	1
TOTAL		3 - 2	125.74	5	2.39	34	.872	1	1	0	0	1	1

KEOPPLE AT A GLANCE

Most Saves 17, vs. Brown (11/19/22)
Assists N/A

First Game at Minnesota Duluth (10/29/22)
First Start at Minnesota Duluth (10/29/22)
First Shutout N/A

Last Shutout N/A
Last Assist N/A



#34 RYAN MCINCHAK
Goaltender • Jr. • 6-0 • 175 lbs • Catches: Left
Trenton, Michigan • American International College (AHA)

SEASON	TEAM	GP-GS	Minutes	GA	GAAvg	Saves	Save%	W	L	T	Sho	PPG	SHG
2020-21	AIC	2 - 1	99.55	0	0	37	1.000	1	0	0	1	0	0
2021-22	AIC	1 - 0	33.07	1	1.82	13	.929	0	1	0	0	0	0
TOTAL FOR CU		0 - 0	0	0	0	0	.000	0	0	0	0	0	0
TOTAL		3 - 1	132.62	1	0.46	50	.980	1	1	0	1	0	0

MCINCHAK AT A GLANCE

Most Saves 20, vs. Holy Cross (1/30/21)
Assists N/A

First Game vs. Holy Cross (1/29/21)
First Start vs. Holy Cross (1/30/21)
First Shutout vs. Holy Cross (1/30/21)

Last Shutout vs. Holy Cross (1/30/21) - 1 game
Last Assist N/A

2022-23 GAME HIGHS

CORNELL HIGHS

POINTS	16	vs. UConn (11/26/22)
GOALS	6	vs. UConn (11/26/22)
ASSISTS	10	(3x), Last: vs. UConn (11/26/22)
SHOTS ON GOAL	39	vs. Brown (11/19/22)
SAVES	29	at Minnesota Duluth (10/28/22)
PENALTIES	7	at Clarkson (11/12/22)
PIM	23	at Quinnipiac (11/5/22)

OPPONENT HIGHS

POINTS	9	(3x), Last: at Clarkson (11/12/22)
GOALS	4	(2x), Last: at Clarkson (11/12/22)
ASSISTS	6	at Minnesota Duluth (10/28/22)
SHOTS ON GOAL	32	at Minnesota Duluth (10/28/22)
SAVES	34	(2x), Last: at Princeton (11/4/22)
PENALTIES	7	at Clarkson (11/12/22)
PIM	25	at Clarkson (11/12/22)

CORNELL LOWS

POINTS	0	at Quinnipiac (11/5/22)
GOALS	0	at Quinnipiac (11/5/22)
ASSISTS	0	at Quinnipiac (11/5/22)
SHOTS ON GOAL	9	at Quinnipiac (11/5/22)
SAVES	11	vs. Dartmouth (12/3/22)
PENALTIES	1	vs. Harvard (12/2/22)
PIM	2	vs. Harvard (12/2/22)

OPPONENT LOWS

POINTS	0	(2x), Last: vs. Dartmouth (12/3/22)
GOALS	0	(2x), Last: vs. Dartmouth (12/3/22)
ASSISTS	0	(3x), Last: vs. Dartmouth (12/3/22)
SHOTS ON GOAL	11	vs. Dartmouth (12/3/22)
SAVES	9	at Quinnipiac (11/5/22)
PENALTIES	0	vs. Harvard (12/2/22)
PIM	0	vs. Harvard (12/2/22)

FIVE-YEAR SITUATIONAL STATS

	2022-23	2021-22	2019-20	2018-19	2017-18	5-YR TOTAL
Overall...	7-5-0	18-10-4	23-2-4	21-11-4	25-6-2	94-34-14
ECAC Hockey games...	5-3-0	12-6-4	18-2-2	13-5-4	17-3-2	65-19-12
Ivy League games...	4-1-0	5-3-2	9-1-1	8-3-1	9-1-1	35-9-5
Non-conference games...	1-2-0	6-4-0	5-0-2	8-6-0	8-3-0	28-15-2
At home...	4-1-0	9-4-3	11-0-2	12-6-0	15-2-0	51-13-5
On the road...	2-4-0	8-6-1	10-2-1	7-2-4	9-2-2	36-16-8
At a neutral site...	1-0-0	1-0-0	2-0-1	2-3-0	1-2-0	7-5-1
Leading after the 1st...	5-1-0	10-3-3	15-0-0	15-3-1	13-2-0	58-9-4
Trailing after the 1st...	1-4-0	2-6-1	0-1-0	2-5-2	2-2-1	7-18-4
Tied after the 1st...	1-0-0	6-1-0	8-1-4	4-3-1	10-2-1	29-7-6
Leading after the 2nd...	6-0-0	12-0-1	20-0-0	20-2-2	19-0-0	77-2-3
Trailing after the 2nd...	1-4-0	3-8-1	0-2-3	0-8-0	1-4-1	5-26-5
Tied after the 2nd...	0-1-0	3-2-2	3-0-1	1-1-2	5-2-1	12-6-6
Outshooting opponent...	7-3-0	12-8-2	17-1-3	14-9-1	15-4-1	65-25-7
Being outshot...	0-1-0	5-1-2	3-1-1	7-2-3	9-2-1	24-7-7
Shots are even...	0-1-0	1-1-0	3-0-0	0-0-0	1-0-0	5-2-0
One-goal margin...	2-2	7-7	3-1	6-6	10-3	28-19
Two-goal margin...	1-2	3-1	7-0	7-1	6-1	24-5
Three-plus-goal margin...	4-1	8-2	13-1	8-4	9-2	42-10
Scoring first...	6-1-0	12-2-3	20-0-1	20-6-2	22-4-0	80-13-6
Opponent scores first...	1-4-0	6-8-1	3-2-3	1-5-2	3-2-1	14-21-7
In October...	0-2-0	2-0-0	0-0-0	0-2-0	2-0-0	4-4-0
In November...	6-2-0	6-1-0	9-0-0	5-3-0	7-1-0	33-7-0
In December...	1-1-0	1-0-1	1-1-0	1-0-0	2-1-0	6-3-1
In January...	0-0-0	4-3-2	4-1-4	6-1-1	7-0-1	21-5-8
In February...	0-0-0	4-4-1	9-0-0	4-2-2	5-2-1	22-8-4
In March...	0-0-0	1-2-0	0-0-0	5-3-1	2-2-0	8-7-1
On a Sunday...	0-0-0	0-2-0	1-0-0	1-1-0	0-0-0	2-3-0
On a Monday...	0-0-0	0-0-0	0-0-0	0-0-0	0-0-0	0-0-0
On a Tuesday...	1-0-0	0-1-0	0-0-0	0-0-0	1-0-0	2-1-0
On a Wednesday...	0-0-0	0-0-0	0-0-0	0-0-0	0-0-0	0-0-0
On a Thursday...	0-0-0	0-0-0	0-0-0	0-0-0	0-0-0	0-0-0
On a Friday...	3-2-0	7-5-1	11-1-1	10-5-1	12-2-1	43-15-4
On a Saturday...	3-3-0	11-2-3	11-1-3	10-5-3	13-4-0	48-15-9
First of back-to-back...	3-2-0	7-6-1	12-1-1	11-5-1	11-1-2	44-15-5
Second of back-to-back...	2-3-0	9-2-3	10-1-3	9-5-3	11-3-0	41-14-9
Third in three days...	0-0-0	0-1-0	0-0-0	1-0-0	0-0-0	1-1-0
In a single game...	2-0-0	2-1-0	1-0-0	0-1-0	3-2-0	8-4-0
In overtime...	0-1-0	4-1-4	0-0-4	0-0-4	0-3-4	4-5-16
In shootouts...	0-0-0	0-4	0-0	0-1	0-0	0-5
vs. ECAC Hockey opp...	5-3-0	13-8-4	18-2-2	16-8-4	19-4-2	71-25-12
vs. Atlantic Hockey opp...	1-0-0	0-0-0	0-0-0	0-0-0	2-0-0	3-0-0
vs. Hockey East opp...	1-0-0	1-0-0	1-0-1	1-1-0	1-1-0	5-2-1
vs. Big Ten opp...	0-0-0	0-0-0	3-0-0	0-2-0	0-0-0	3-2-0
vs. NCHC opp...	0-2-0	2-0-0	0-0-0	0-0-0	1-1-0	3-3-0
vs. WCHA opp...	0-0-0	0-0-0	1-0-1	2-0-0	2-0-0	5-0-1
vs. Independent opp...	0-0-0	2-2-0	0-0-0	2-0-0	0-0-0	4-2-0
vs. USA Today poll ranked...	1-4-0	5-1-0	4-0-1	5-3-2	2-2-1	17-10-4
vs. USCHO.com poll ranked...	1-4-0	5-1-1	6-1-3	7-3-2	6-3-1	25-12-7

2022-23 CORNELL TEAM AND PLAYER COMBINED STATISTICS

Team Results

Date	Opponent		Score	Att.
10/28/2022	at Minn. Duluth	L	2-3	4158
10/29/2022	at Minn. Duluth	L	2-4	4395
* 11/04/2022	at Princeton	W	3-1	2171
* 11/05/2022	at Quinnipiac	L	0-2	3439
* 11/11/2022	at St. Lawrence	W	5-1	1395
* 11/12/2022	at Clarkson	L	1-4	2782
* 11/18/2022	Yale	W	5-2	3717
* 11/19/2022	Brown	W	5-1	3695
11/22/2022	Sacred Heart	W	2-1	2772
11/26/2022	vs UConn	W	6-0	12247
* 12/02/2022	Harvard	Lot	1-2	4267
* 12/03/2022	Dartmouth	W	1-0	4267

Team Statistics

	CU	OPP
SHOT STATISTICS		
Goals-Shot attempts	33-342	21-254
Shot pct.	.096	.083
Goals/Game	2.75	1.75
Shots/Game	28.50	21.17
POWER PLAYS		
Goals-Power Plays	8-38	5-43
Conversion pct.	.211	.116
Shot Attempts	48	48
Shot pct.	.167	.104
SHORT-HANDED		
Goals-Shot attempts	1-10	1-5
Shot pct.	.100	.200
GOAL BREAKDOWN		
Power Play	8	5
Short-handed	1	1
Empty net	2	2
Penalty	0	0
Unassisted	1	2
Overtime	0	1
Delayed Penalty	0	0
Game winning	7	5
First Goal	7	5
Game Tying Goal	0	0
Extra Attacker	0	0
BLOCKS		
Blocks	162	143
Blocks/Game	13.50	11.92
PENALTIES		
Number	52	46
Minutes	115	103
Penalties/Game	4.33	3.83
Pen minutes/Game	9.58	8.58
FACEOFFS (W-L)		
Faceoff W-L pct.	370-335	335-370
	.525	.475
SHOOTOUTS (Made-Att)		
	0-0	0-0

Game Records

Record	Overall	Home	Away	Neutral
ALL GAMES	7-5-0	4-1-0	2-4-0	1-0-0
CONFERENCE	5-3-0	3-1-0	2-2-0	0-0-0
NON-CONFERENCE	2-2-0	1-0-0	0-2-0	1-0-0

		Shots						Penalties	Goals	Blocks	Faceoffs			
#	Player	GP	G	A	PTS	SH	SH%	PEN-MIN	PP	SH	BLK	FOW	FOL	FO%
17	Bancroft, Dalton	11	4	4	8	17	.235	3-6	2	0	5	1	3	.250
15	Andreev, Max	10	3	5	8	13	.231	5-10	2	0	9	87	93	.483
16	Seger, Gabriel	10	2	6	8	16	.125	2-15	1	0	3	92	61	.601
11	Donaldson, Sean	11	1	6	7	25	.040	0-0	0	0	3	0	0	.000
21	Tupker, Zach	12	3	3	6	28	.107	6-12	0	0	6	108	69	.610
20	Stienburg, Matt	12	2	4	6	32	.063	7-14	1	0	13	2	8	.200
22	Penney, Kyle	11	2	4	6	13	.154	0-0	1	0	2	36	43	.456
10	Mitchell, Travis	12	3	2	5	19	.158	5-10	0	0	20	0	0	.000
29	Berard, Ben	12	1	4	5	35	.029	2-4	0	0	12	0	0	.000
24	Malinski, Sam	12	1	4	5	30	.033	1-2	0	1	10	0	0	.000
12	Rego, Tim	12	1	4	5	8	.125	3-6	0	0	12	0	0	.000
19	Mack, Sullivan	7	1	4	5	7	.143	2-4	0	0	3	0	0	.000
9	O'Leary, Jack	7	2	2	4	6	.333	0-0	0	0	7	0	0	.000
26	Psenicka, Ondrej	12	1	3	4	22	.045	3-6	0	0	6	29	32	.475
23	Wallace, Winter	7	2	1	3	8	.250	5-10	0	0	3	0	0	.000
28	DeSantis, Nick	8	2	0	2	7	.286	2-4	1	0	2	0	0	.000
8	Lagerstrom, Jack	7	1	1	2	10	.100	2-4	0	0	2	0	0	.000
27	Suda, Michael	11	0	2	2	5	.000	0-0	0	0	9	0	1	.000
18	Kovich, Kyler	6	1	0	1	4	.250	1-2	0	0	1	0	0	.000
5	Dirven, Sebastian	12	0	1	1	12	.000	3-6	0	0	9	0	0	.000
4	Kempf, Hank	9	0	1	1	6	.000	0-0	0	0	17	0	0	.000
13	Malone, Jack	12	0	0	0	19	.000	0-0	0	0	8	15	25	.375
30	Shane, Ian	11	0	0	0	0	.000	0-0	0	0	0	0	0	.000
33	Keopple, Remington	3	0	0	0	0	.000	0-0	0	0	0	0	0	.000
TM	TEAM	12	0	0	0	0	.000	0-0	0	0	0	0	0	.000
Totals		12	33	61	94	342	.096	52-115	8	1	162	370	335	.525
Opponents		12	21	30	51	254	.083	46-103	5	1	143	335	370	.475

#	Player	GP	MIN	GA	GA AVG	SAVES	SAVES%	W-L-T-SHO
30	Shane, Ian	11	588:33	14	1.43	199	.934	6-4-0-2
33	Keopple, Remington	3	125:44	5	2.39	34	.872	1-1-0-0
TM	EMPTY NET	-	06:54	2	17.39	0	.000	0-0-0-0
Totals		12	721:11	21	1.75	233	.917	7-5-0-2
Opponents		12	721:11	33	2.75	309	.904	5-7-0-1

Attendance Summary

	CU	Opponents
Total	18718	18340
Dates/Avg Per Date	5 / 3744	6 / 3057
Neutral Site #/Avg	1 / 12247	

Goals by Periods

Team	1st	2nd	3rd	OT	TOTAL
CU	11	13	9	0	33
Opponents	9	5	6	1	21

Shots by Periods

Team	1st	2nd	3rd	OT	TOTAL
CU	111	139	92	0	342
Opponents	86	72	93	3	254

Saves by Periods

Team	1st	2nd	3rd	OT	TOTAL
CU	77	67	87	2	233
Opponents	100	126	83	0	309

THE LAST TIME ...

GAME NUMBERS FOR HOME, ROAD, NEUTRAL SITE, AND HOME-AND-HOME SERIES ARE BASED UPON THOSE TYPES OF GAMES

SCORING

Recorded a Hat Trick at Home (17 games)	11/13/21 at RPI (Max Andreev – 4 goals)
Recorded a Hat Trick on the Road (18 games)	12/3/21 at St. Lawrence (Matt Stienburg)
Recorded a Hat Trick at Neutral Site (0 games)	11/26/22 vs. UConn (Dalton Bancroft)
Allowed Hat Trick at Home (357 games)	3/5/99 vs. St. Lawrence (John Poapst)
Allowed Hat Trick on the Road (70 games)	11/5/16 at Harvard (Lewis Zerter-Gossage)
Allowed Hat Trick at Neutral Site (52 games)	3/21/09 vs. Yale (Sean Backman)
Scored Two Hat Tricks in a Game (920 games)	2/26/94 vs. Yale (Jake Karam & Vincent Auger)
Defenseman Scored Hat Trick (1,264 games)	2/20/82 vs. Maine (Joe Gallant)

Hat Trick in Consecutive Games (1,015 games)	1/22/91 at Colgate; 1/26/91 at Dartmouth (Doug Derrough)
----------------------------------------------	----------------------------------------------------------

Hat Trick in 3+ Straight Games (1,388 games)	1/21/78 vs. Yale; 1/25/78 vs. Princeton; 1/28/78 vs. Penn (Brock Tredway)
----------------------------------------------	---------------------------------------------------------------------------

Scored 4+ Goals in a Game (38 games)	11/13/21 vs. RPI (Max Andreev – 4 goals)
Scored 5+ Goals in a Game (1,758 games)	1/13/65 vs. Hamilton (Doug Ferguson – 6 goals)
Two Multi-Goal Scorers in a Game (17 games)	2/19/22 vs. Clarkson (Kyle Betts & Ondrej Psenicka)
Three Multi-Goal Scorers in a Game (112 games)	3/9/18 vs. Quinnipiac (Alex Rauter, Beau Starrett & Mitch Vanderlaan)

SCORING MARGINS

Shut out Opponent at Home (0 games)	12/3/22 vs. Dartmouth (Ian Shane, 11 saves)
Shut out Opponent on the Road (6 games)	2/26/22 at Princeton (Ian Shane, 23 saves)
Shut out Opponent at Neutral Site (0 games)	11/26/22 vs. UConn (Ian Shane, 27 saves)
Were Shut out at Home (63 games)	11/18/17 vs. Clarkson (Jake Kielly, 15 saves)
Were Shut out on the Road (2 games)	11/5/22 at Quinnipiac (Yaniv Perets, 9 saves)
Were Shut out at Neutral Site (5 games)	3/31/19 vs. Providence (Hayden Hawkey, 19 saves)

Recorded Two Straight Shutouts (15 games)	2/25/22 at Quinnipiac (Ian Shane, 42 saves) 2/26/22 at Princeton (Ian Shane, 23 saves)
-------------------------------------------	-------------------------------------------------------------------------------------------

Recorded Three Straight Shutouts (45 games)	2/21/20 at Yale (Matthew Galajda, 17 saves) 2/22/20 at Brown (Matthew Galajda, 19 saves) 2/28/20 vs. St. Lawrence (Matthew Galajda, 26 saves)
---------------------------------------------	-----------------------------------------------------------------------------------------------------------------------------------------------------

Shut out in Two Straight Games (229 games)	12/28/14 vs. Lake Superior St. (Gordon Defiel, 39 saves) 12/29/14 vs. Miami (Jay Williams, 15 saves)
--------------------------------------------	---------------------------------------------------------------------------------------------------------

Shut out in Three Straight Games (1,856 games)	2/6/60 vs. Princeton (Clifford Michel - 14 saves) 2/12/60 at Dartmouth (Tom Wahman - 15 saves) 2/13/60 at Brown (Roderick McGarry - 26 saves)
------------------------------------------------	-----------------------------------------------------------------------------------------------------------------------------------------------------

Won 1-0 Game at Home (0 games)	12/3/22 vs. Dartmouth (Travis Mitchell)
Lost 1-0 Game at Home (106 games)	2/6/15 vs. Quinnipiac (Travis St. Denis)
Won 1-0 Game on Road (7 games)	2/25/22 at Quinnipiac (Jack Malone)
Lost 1-0 Game on Road (83 games)	1/15/16 at RPI (Chris Bradley)
Won 1-0 Game at Neutral Site (231 games)	12/30/67 vs. Toronto (Bob McGuinn)
Lost 1-0 Game at Neutral Site (63 games)	3/26/06 vs. Wisconsin (Jack Skille)
Won by 5+ Goals at Home (17 games)	11/13/21 vs. RPI (W, 11-3)
Lost by 5+ Goals at Home (101 games)	3/7/15 vs. Union (L, 0-7)
Won by 5+ Goals on Road (30 games)	11/16/19 vs. St. Lawrence (W, 6-1)
Lost by 5+ Goals on Road (25 games)	1/31/20 at Quinnipiac (L, 0-5)
Won by 5+ Goals at Neutral Site (0 games)	11/26/22 vs. UConn (W, 6-0)
Lost by 5+ Goals at Neutral Site (13 games)	3/25/17 vs. UMass Lowell (L, 0-5)

OVERTIME GAMES

Won Home Game in Overtime (13 games)	1/22/22 vs. Quinnipiac (Ben Berard)
Lost Home Game in Overtime (1 game)	12/2/22 vs. Harvard (Sean Farrell)
Won Road Game in Overtime (86 games)	11/14/15 at Colgate (Anthony Angello)
Lost Road Game in Overtime (80 games)	1/30/16 at St. Lawrence (Joe Sullivan)
Won Neutral Site Game in Overtime (20 games)	12/28/15 vs. Providence (Jeff Kubiak)
Lost Neutral Site Game in Overtime (7 games)	3/23/19 vs. Clarkson (Chris Klack)

TEAM SCORING

Scored 10+ Goals at Home (17 games)	11/13/21 vs. RPI (W, 11-3)
Allowed 10+ Goals at Home (522 games)	1/21/87 vs. Colgate (L, 4-10)
Scored 10+ Goals on Road (438 games)	2/18/89 at Brown (W, 10-3)
Allowed 10+ Goals on Road (113 games)	3/16/13 at Quinnipiac (L, 0-10)
Scored 10+ Goals at Neutral Site (151 games)	1/4/85 vs. McGill (T, 10-10)
Allowed 10+ Goals at Neutral Site (119 games)	12/27/95 vs. Colorado College (L, 0-11)
5-Goal Period at Home (17 games)	11/13/21 vs. RPI (5 goals – 1st period)
5-Goal Period on Road (253 games)	11/15/02 at Vermont (5 goals – 1st period)
5-Goal Period at Neutral Site (149 games)	3/16/85 vs. Clarkson (5 goals – 3rd period)

SPECIAL TEAMS SCORING

Scored 3+ Power-Play Goals (44 games)	2/29/20 vs. Clarkson (3 goals)
Allowed 3+ Power-Play Goals (52 games)	2/1/20 at Princeton (3 goals)
Scored 4+ Power-Play Goals (272 games)	10/26/13 at Omaha (4 goals)
Allowed 4+ Power-Play Goals (516 games)	3/18/06 vs. Harvard (5 goals)
Scored a Short-Handed Goal (7 games)	11/11/22 at St. Lawrence (Sam Malinski)
Scored 2+ Short-Handed Goals (327 games)	1/13/12 at Quinnipiac (Sean Collins & Joel Lowry)
Allowed a Short-Handed Goal (4 games)	11/19/22 vs. Brown (Matt Sutton)
Allowed 2+ Short-Handed Goals (20 games)	2/11/22 at RPI (Jake Johnson & Jakob Lacka)
Scored a Short-Handed Goal in OT (237 games)	11/14/14 vs. Clarkson (Eric Freschi)

Scored SHG in Consecutive Games (489 games)	2/9/07 at Union (Mitch Carefoot) 2/10/07 at RPI (Mark McCutcheon)
---------------------------------------------	----------------------------------------------------------------------

EMPTY-NET GOALS

Scored Empty-Net Goal at Home (7 games)	3/11/22 vs. Clarkson (Kyle Penney)
Scored Empty-Net Goal on Road (1 game)	11/11/22 at St. Lawrence (Sam Malinski)
Scored Empty-Net Goal at Neutral Site (3 games)	1/2/20 vs. Ohio State (Noah Bauld)
Allowed Empty-Net Goal at Home (14 games)	1/21/22 vs. Princeton (Ian Murphy)
Allowed Empty-Net Goal on Road (0 games)	11/12/22 at Clarkson (Ayrton Martino)
Allowed Empty-Net Goal at Neutral Site (9 games)	11/24/18 vs. Harvard (Adam Fox)
Scored with an Extra Attacker (23 games)	2/1/22 at Brown (Ondrej Psenicka)

PENALTY SHOTS

Scored on a Penalty Shot (169 games)	11/26/16 vs. New Hampshire (Alex Rauter)
Unsuccessful on a Penalty Shot (153 games)	2/11/17 vs. Yale (Trevor Yates)
Allowed a Goal on a Penalty Shot (223 games)	1/24/15 vs. Dartmouth (Eric Neiley)
Stopped Shooter on Penalty Shot (29 games)	1/8/22 at North Dakota (Mark Senden)

GOALTENDING FEATS

Scored a Goal (263 games)	11/26/13 vs. Niagara (Mitch Gillam)
Recorded a Point (76 games)	3/22/19 vs. Brown (Matthew Galajda – assist)
Made 40+ Saves (16 games)	2/25/22 at Quinnipiac: Ian Shane (42 saves)
Made 50+ Saves (274 games)	3/17/13 at Quinnipiac: Andy Iles (60 saves)
Made 60+ Saves (274 games)	3/17/13 at Quinnipiac: Andy Iles (60 saves)

TEAM ACCOMPLISHMENTS

Won a National Championship	1969-70 (defeated Clarkson, 6-4)
Played in Frozen Four	2002-03 (lost to New Hampshire, 3-2)
Won an NCAA Tournament Game	2018-19 (defeated Northeastern, 5-1)
Won Whitelaw Cup (ECAC Championship)	2009-10
Won Cleary Cup (ECAC Regular-Season Champion)	2019-20
Won Ivy League Championship	2019-20

2022-23 CORNELL BIG RED GAME-BY-GAME SCORING BREAKDOWN

Date	Opponent	Score	2 Muzyka	3 O'Brien	4 Kempf	5 Dirven	7 Rayhill	8 Lagerstrom	9 O'Leary	10 Mitchell	11 Donaldson	12 Rego	13 Malone	15 Andreev	16 Seger
10/28	at Minn. Duluth	L, 2-3	DND	DND	0-0-0	0-0-0	DND	0-0-0	1-0-1	0-0-0	0-0-0	0-0-0	0-0-0	0-0-0	0-0-0
10/29	at Minn. Duluth	L, 2-4	DND	DND	0-0-0	0-0-0	DND	0-0-0	DND	0-0-0	1-0-1	0-1-1	0-0-0	0-0-0	0-1-1
11/4	at Princeton	W, 3-1	DND	DND	0-0-0	0-0-0	DND	0-0-0	DND	1-0-1	0-0-0	1-0-1	0-0-0	0-2-2	1-0-1
11/5	at Quinnipiac	L, 0-2	DND	DND	0-0-0	0-0-0	DND	0-0-0	0-0-0	0-0-0	DND	0-0-0	0-0-0	0-0-0	0-0-0
11/11	at St. Lawrence	W, 5-1	DND	DND	0-1-1	0-1-1	DND	DND	0-0-0	0-1-1	0-0-0	0-0-0	0-0-0	2-1-3	0-2-2
11/12	at Clarkson	L, 1-4	DND	DND	0-0-0	0-0-0	DND	DND	DND	0-0-0	0-0-0	0-1-1	0-0-0	0-0-0	DND
11/18	Yale	W, 5-2	DND	DND	DND	0-0-0	DND	0-0-0	0-1-1	0-1-1	0-2-2	0-0-0	0-0-0	DND	1-0-1
11/19	Brown	W, 5-1	DND	DND	DND	0-0-0	DND	1-0-1	1-0-1	0-0-0	0-2-2	0-0-0	0-0-0	0-1-1	0-1-1
11/22	Sacred Heart	W, 2-1	DND	DND	DND	0-0-0	DND	0-1-1	0-1-1	0-0-0	0-1-1	0-0-0	0-0-0	0-0-0	DND
11/26	vs. UConn	W, 6-0	DND	DND	0-0-0	0-0-0	DND	DND	0-0-0	0-0-0	0-0-0	0-1-1	0-0-0	1-1-2	0-1-1
12/2	Harvard	L, 1-2 (OT)	DND	DND	0-0-0	0-0-0	DND	DND	DND	1-0-1	0-1-1	0-1-1	0-0-0	0-0-0	0-0-0
12/3	Dartmouth	W, 1-0	DND	DND	0-0-0	0-0-0	DND	DND	0-0-0	1-0-1	0-0-0	0-0-0	0-0-0	DND	0-1-1

Date	Opponent	Score	17 Bancroft	18 Kovich	19 Mack	20 Stienburg	21 Tupker	22 Penney	23 Wallace	24 Malinski	26 Psenicka	27 Suda	28 DeSantis	29 Berard
10/28	at Minn. Duluth	L, 2-3	0-1-1	DND	DND	0-0-0	0-1-1	0-1-1	1-0-1	0-0-0	0-1-1	0-0-0	DND	0-0-0
10/29	at Minn. Duluth	L, 2-4	0-0-0	0-0-0	DND	0-1-1	0-0-0	0-0-0	DND	0-0-0	0-0-0	0-1-1	0-0-0	1-0-1
11/4	at Princeton	W, 3-1	0-0-0	DND	DND	0-0-0	0-0-0	0-1-1	0-0-0	0-0-0	0-0-0	0-0-0	0-0-0	0-1-1
11/5	at Quinnipiac	L, 0-2	DND	0-0-0	DND	0-0-0	0-0-0	0-0-0	0-0-0	0-0-0	0-0-0	0-0-0	0-0-0	0-0-0
11/11	at St. Lawrence	W, 5-1	0-0-0	1-0-1	0-0-0	0-0-0	0-0-0	DND	DND	1-1-2	0-1-1	0-0-0	1-0-1	0-2-2
11/12	at Clarkson	L, 1-4	0-0-0	0-0-0	0-0-0	0-0-0	1-0-1	0-0-0	0-1-1	0-0-0	0-0-0	0-0-0	0-0-0	0-0-0
11/18	Yale	W, 5-2	1-1-2	0-0-0	0-1-1	0-1-1	2-0-2	0-0-0	DND	0-1-1	0-1-1	0-0-0	1-0-1	0-0-0
11/19	Brown	W, 5-1	0-1-1	DND	0-1-1	1-0-1	0-1-1	1-2-3	1-0-1	0-1-1	0-0-0	0-0-0	DND	0-0-0
11/22	Sacred Heart	W, 2-1	0-1-1	0-0-0	1-0-1	0-0-0	0-0-0	1-0-1	DND	0-0-0	0-0-0	0-0-0	0-0-0	0-0-0
11/26	vs. UConn	W, 6-0	3-0-3	DND	0-2-2	1-1-2	0-1-1	0-0-0	0-0-0	0-1-1	1-0-1	0-1-1	DND	0-1-1
12/2	Harvard	L, 1-2 (OT)	0-0-0	DND	0-0-0	0-0-0	0-0-0	0-0-0	0-0-0	0-0-0	0-0-0	0-0-0	0-0-0	0-0-0
12/3	Dartmouth	W, 1-0	0-0-0	DND	0-0-0	0-1-1	0-0-0	0-0-0	0-0-0	0-0-0	0-0-0	0-0-0	0-0-0	0-0-0

NOTE: SHADED DENOTES MULTI-GAME POINT STREAK

CORNELL SPECIAL TEAMS GAME-BY-GAME BREAKDOWN

Key:
○ 5-on-4 killed; ● 5-on-4 goal; □ 4-on-3 killed; ■ 4-on-3 goal; ⊙ 5-on-4 major penalty killed; ● 5-on-4 major penalty goal; ■ 4-on-3 major penalty goal;
⊙ 5-on-3 killed; ● 5-on-3 goal; ◇ 4-on-3 then 5-on-4 killed; ◆ 5-on-4 goal after 4-on-3 killed; ○ 5-on-4 major penalty goal; □ 4-on-3 major penalty goal

Date	Opponent	1st Per. PPs	2nd Per. PPs	3rd Per. PPs	OT PPs	1st Per. PKs	2nd Per. PKs	3rd Per. PKs	OT PKs
10/28	at Minnesota Duluth	○	○	○		○○	○		
10/29	at Minnesota Duluth	○	○○	○⊙		○○○	●	○	
11/4	at Princeton	○	○●				○○	○●○	
11/5	at Quinnipiac		⊙	○○		○○	○	○○	
11/11	at St. Lawrence	○●	●○	○			○○	○Ⓢ	
11/12	at Clarkson	○○	○○	○		●○	○●○		
11/18	Yale	○	●●					Ⓢ○○	
11/19	Brown	Ⓢ●		●		○	○	○	
11/22	Sacred Heart	○					○○		
11/26	vs. UConn		○●	○		○	○	○○	
12/2	Harvard					○			
12/3	Dartmouth		○○			○○	○		

CORNELL SPECIAL TEAMS BREAKDOWN

Dec. 2 vs. Harvard					Dec. 3 vs. Dartmouth				Season Totals			
Cornell PP	PPG	Opp.	(Opp Goals)	PP Time	PPG	Opp.	(Opp Goals)	PP Time	PPG/Opp.	(Opp Goals)	Time	PP%
5-on-4	—	—	—	—	0	2	0	4:00	8/38	1	60:20	21.1%
5-on-3	—	—	—	—	—	—	—	—	0/2	0	1:10	0.0%
4-on-3	—	—	—	—	—	—	—	—	0/0	0	0:00	0.0%
Cornell PK	PPG	Opp.	(CU Goals)	PK Time	PPG	Opp.	(CU Goals)	PK Time	PPG/Opp.	(CU Goals)	Time	PK%
5-on-4	0	1	0	2:00	0	3	0	6:00	4/43	1	76:46	90.7%
5-on-3	—	—	—	—	—	—	—	—	1/1	0	1:37	0.0%
4-on-3	—	—	—	—	—	—	—	—	0/0	0	0:00	0.0%
Even Strength	CU Goals	Chances	Opp Goals	Time	CU Goals	Chances	Opp Goals	Time	CU Goals	Chances	Opp Goals	Time
4-on-4	—	—	—	—	0	1	0	2:00	0	8	0	11:23
3-on-3	—	—	—	—	—	—	—	—	0	0	0	0:00
Cornell Pulled Goalie	CU Goals	Chances	Opp Goals	Time	CU Goals	Chances	Opp Goals	Time	CU Goals	Chances	Opp Goals	Time
6-on-5	—	—	—	—	—	—	—	—	0	4	2	4:00
6-on-4	—	—	—	—	—	—	—	—	0	2	0	1:31
6-on-3	—	—	—	—	—	—	—	—	0	1	0	0:15
Opp. Pulled Goalie	CU Goals	Chances	Opp Goals	Time	CU Goals	Chances	Opp Goals	Time	CU Goals	Chances	Opp Goals	Time
6-on-5	—	—	—	—	0	1	0	2:27	1	3	0	4:43
6-on-4	—	—	—	—	—	—	—	—	1	1	0	0:09
6-on-3	—	—	—	—	—	—	—	—	0	0	0	0:00

Pulled Goalie situations does not include delayed penalty scenarios