



MEN'S HOCKEY GAME NOTES

LYNAH RINK ▶ 536 CAMPUS ROAD, ITHACA, N.Y. 14853

CORNELLBIGRED.COM ▶ @CORNELLMHOCKEY ▶ @CORNELLSPORTS ▶ @ECACHOCKEY ▶ @IVYLEAGUE ▶ #YELLCORNELL



UOTTAWA
RECORD: 0-0-0

SATURDAY, OCT. 15, 2022 • 7:00 P.M. • LYNAL RINK
EXHIBITION NO. 1 | TV: ESPN+ | RADIO: WHCU (870 AM, 97.7 FM)
SIXTH ALL-TIME MEETING • CORNELL LEADS, 3-0-2 (MORE INFO PG. 5)

CORNELL
RECORD: 0-0-0 • 0-0-0 ECAC
USCHO: 19 • USA TODAY: 19



2022-23 SCHEDULE

DATE	OPPONENT	TV	TIME/RESULT
OCTOBER			
10/15	OTTAWA (EXH.)	ESPN+	7 P.M.
10/20	GUELPH (EXH.)	ESPN+	7 P.M.
10/28	AT MINNESOTA DULUTH	NHCC-TV	8 P.M.
10/29	AT MINNESOTA DULUTH	NHCC-TV	8 P.M.
NOVEMBER			
11/4	AT PRINCETON*	ESPN+	7 P.M.
11/5	AT QUINNIPIAC*	ESPN+	7 P.M.
11/11	AT ST. LAWRENCE*	ESPN+	7 P.M.
11/12	AT CLARKSON*	ESPN+	7 P.M.
11/18	YALE*	ESPN+	7 P.M.
11/19	BROWN*	ESPN+	7 P.M.
11/22	SACRED HEART	ESPN+	7 P.M.
THE FROZEN APPLE (NEW YORK, N.Y.)			
11/26	UConn		8 P.M.
DECEMBER			
12/2	HARVARD*	ESPN+	7 P.M.
12/3	DARTMOUTH*	ESPN+	7 P.M.
12/29	AIC	ESPN+	7 P.M.
12/30	AIC	ESPN+	7 P.M.
JANUARY			
1/6	AT UNION*	ESPN+	7 P.M.
1/7	RPI* AT RPI*	ESPN+	7 P.M.
1/14	BU AT BOSTON UNIVERSITY		4 P.M.
1/20	QUINNIPIAC*	ESPN+	7 P.M.
1/21	PRINCETON*	ESPN+	7 P.M.
1/27	AT DARTMOUTH*	ESPN+	7 P.M.
1/28	AT HARVARD*	ESPN+	7 P.M.
FEBRUARY			
2/3	RPI*	ESPN+	7 P.M.
2/4	UNION*	ESPN+	7 P.M.
2/10	COLGATE*	ESPN+	7 P.M.
2/11	AT COLGATE*	ESPN+	7 P.M.
2/17	CLARKSON*	ESPN+	7 P.M.
2/18	ST. LAWRENCE*	ESPN+	7 P.M.
2/24	AT BROWN*	ESPN+	7 P.M.
2/25	AT YALE*	ESPN+	7 P.M.
MARCH			
ECAC HOCKEY CHAMPIONSHIPS			
3/3 - 3/5	FIRST ROUND		TBD
3/10 - 3/12	QUARTERFINALS		TBD
ECAC HOCKEY CHAMPIONSHIPS (LAKE PLACID, N.Y.)			
3/16	SEMIFINALS		TBD
3/18	CHAMPIONSHIP		TBD
* - DENOTES ECAC HOCKEY CONTEST			
BOLD RED TEXT DENOTES HOME GAME			
ALL GAME TIMES EASTERN, SUBJECT TO CHANGE			



PUCK DROP

The Cornell men's hockey team opens its 2022-23 season with an exhibition game against the University of Ottawa this evening at Lynah Rink.

EXHIBITION SUCCESS

Tonight will be the 44th all-time exhibition game played in Cornell program history. The Big Red has a 35-4-4 (.860) all-time record in exhibitions and are unbeaten over its last 22 (20-0-2 - .955).

Cornell's average margin of victory during its 22-game unbeaten streak in exhibitions is 3.63. Excluding the pair of ties, five of the 20 Big Red victories have been decided within two goals.

Three of the four exhibition losses have come against national teams (West Germany in 1980, Team Canada in 1986, and Finland in 1995). The last setback in an exhibition came on Oct. 24, 2009, when the Big Red fell to the United States National Team Development Program Under-18 Team, 3-2. Future Cornell goaltender **ANDY ILES** '14 made 39 saves in the victory for the U.S. NTDP.

ONE WIN AWAY

MIKE SCHAFER, the Jay R. Bloom '77 Head Coach of Men's Hockey, is just one win away from reaching a historic milestone.

With his first regular-season victory of the season, it will mark Schafer's 500th career head coaching victory. He will become the 29th college hockey head coach to reach the milestone, and just the seventh active head coach (fourth at the Division I level) to log 500 career victories. Schafer would join Mercyhurst's Rick Gotkin, Quinnipiac's Rand Pecknold, and Notre Dame's Jeff Jackson in reaching the 500-win threshold.

Schafer's 499 career wins are already the most by any Cornell hockey head coach, as well as any coach in ECAC Hockey history. Additionally, Schafer's career victory total ranks as the most of any active Cornell head coach.

ECAC PRESEASON POLL

ECAC Hockey announced Sept. 21 during its annual Media Day call that the Cornell hockey team was slated to finish fourth.

Quinnipiac was dubbed the preseason favorite after receiving eight first-place votes, finishing with 118 points. Harvard received the remaining four first-place votes, logging a 109-point total. Clarkson was the only other program to have a point total over the century mark (105).

Cornell followed Clarkson with its 90 points, while Colgate finished in fifth with 77 points. RPI (70), St. Lawrence (57), and Union (45), Dartmouth (43), Yale (32), Brown (26), and Princeton (20) rounded out the poll.

OPENING RANKINGS

Cornell opened the 2022-23 season as the No. 19 ranked team in both the DCU/USCHO.com and USA Today/USA Hockey Magazine polls, both organizations announced Sept. 19.

In the most recent update on Oct. 10, Cornell continues to hold onto its No. 19 ranking in both polls despite not having play any regular-season contests.

The Big Red are one of three ECAC Hockey programs currently ranked, joining Quinnipiac (No. 8/7) and Harvard (No. 12/12). Clarkson is the lone ECAC program currently receiving votes in both polls, while Brown has one vote in the USCHO.com poll.

NCAA COACHING WINS

MOST WINS BY ACTIVE DIVISION I HEAD COACHES
As of Oct. 10, 2022

Head Coach	W	L	T	W%
Rick Gotkin	588	484	100	.544
Rand Pecknold	582	333	101	.623
Jeff Jackson	558	284	92	.647
Mike Schafer	499	271	103	.631
Frank Serratore	475	488	106	.494
Bob Daniels	474	564	109	.461
Don Vaughn	453	490	118	.483
Scott Sandelin	430	348	95	.547
Wayne Wilson	411	291	77	.577
Nate Leaman	364	263	86	.571

2022-23 CORNELL MEN'S HOCKEY ROSTER

NO	NAME (Pronunciation)	POS	YR	HT	WT	S/C	HOMETOWN	LAST TEAM	NHL
2	Peter Muzyka (mew-ZEE-kuh)	D	6-3	194	Sr.	L	Toronto, Ontario	New Mexico Ice Wolves (NAHL)	
3	Jack O'Brien	D	6-0	170	Fr.	L	White Rock, British Columbia	Nanaimo Clippers (BCHL)	
4	Hank Kempf (KEHM-ph)	D	6-2	200	So.	L	Wilmette, Ill.	Muskegon Lumberjacks (USHL)	NYR '21
5	Sebastian Dirven	D	6-3	205	Sr.	L	Bainsville, Ontario	Central Illinois Flying Aces (USHL)	
7	Jimmy Rayhill	D	5-9	175	So.	R	New Hartford, N.Y.	Odessa Jackalopes (NAHL)	
8	Jack Lagerstrom (LAY-gher-strum)	D	6-2	177	Jr.	R	Edina, Minn.	Tri-City Storm (USHL)	
9	Jack O'Leary	F	5-7	162	Jr.	R	St. James, N.Y.	Cedar Rapids RoughRiders (USHL)	
10	Travis Mitchell C	D	6-3	207	Sr.	L	South Lyon, Mich.	Omaha Lancers (USHL)	
11	Sean Donaldson	F	5-11	180	Fr.	L	Vancouver, British Columbia	Nanaimo Clippers (BCHL)	
12	Tim Rego (REE-go)	D	6-0	172	Jr.	R	Mansfield, Mass.	Brooks Bandits (AJHL)	
13	Jack Malone	F	6-1	193	Sr.	R	Madison, N.J.	Youngstown Phantoms (USHL)	VAN '19
15	Max Andreev A (on-DRAY-ev)	F	6-0	182	Sr.	L	Moscow, Russia	Central Illinois Flying Aces (USHL)	
16	Gabriel Seger (SEE-gher)	F	6-4	210	Sr.	L	Uppsala, Sweden	Union College (ECAC)	
17	Dalton Bancroft	F	6-3	200	Fr.	R	Madoc, Ontario	Trenton Golden Hawks (OJHL)	
18	Kyler Kovich	F	6-2	182	So.	L	Coquitlam, British Columbia	Tri-City Storm (USHL)	
19	Sullivan Mack	F	6-1	189	So.	L	Anchorage, Alaska	Salmon Arm Silverbacks (BCHL)	
20	Matt Stienburg A (STINE-burg)	F	6-2	195	Sr.	R	Halifax, Nova Scotia	St. Andrew's College (CISAA)	COL '19
21	Zach Tupker	F	6-1	197	Sr.	L	Collingwood, Ontario	Carleton Place Canadians (CCHL)	
22	Kyle Penney	F	6-1	204	Jr.	L	Lawrencetown, Nova Scotia	Chilliwack Chiefs (BCHL)	
23	Winter Wallace	F	6-3	215	Fr.	R	Boulder, Colo.	Youngstown Phantoms (USHL)	
24	Sam Malinski C (muh-lin-skee)	D	5-11	189	Sr.	R	Lakeville, Minn.	Bismark Bobcats (NAHL)	
26	Ondrej Psenicka (ON-dray zeh-NEET-skuh)	F	6-6	211	So.	L	Praha, Czechia	Waterloo Black Hawks (USHL)	
27	Michael Suda (SOO-duh)	D	6-1	180	So.	L	Cheektowaga, N.Y.	Fargo Force (USHL)	
28	Nick DeSantis (dih-san-TISS)	F	5-9	155	Fr.	R	Collegeville, Pa.	Madison Capitols (USHL)	
29	Ben Berard	F	6-0	191	Sr.	L	Duncan, British Columbia	Powell River Kings (BCHL)	
30	Ian Shane	G	6-0	167	So.	L	Manhattan Beach, Calif.	Bismarck Bobcats (NAHL)	
33	Remington Keopple (KEH-pull)	G	6-2	190	Fr.	L	Somerset, Wis.	Des Moines Buccaneers (USHL)	
34	Ryan McInchak (mick-IN-chack)	G	6-0	175	Jr.	L	Trenton, Mich.	American International College (AHA)	














COACHING STAFF

Head Coach:	Mike Schafer (SHAY-fur)
Associate Head Coach:	Ben Syer (SIGH-er)
Assistant Coach:	Sean Flanagan
Volunteer Ast. Coach:	Mitch Stephens
Director of Hockey Ops:	Ben Russell
Athletic Trainer:	Ed Kelly
Equipment Manager:	Sean Schmidt

ROSTER BREAKDOWN BY CLASS

FRESHMAN (6)	SOPHOMORE (7)	JUNIOR (6)	SENIOR (9)
3 O'Brien	4 Kempf	8 Lagerstrom	2 Muzyka
11 Donaldson	6 Kovich	9 O'Leary	5 Dirven
17 Bancroft	7 Rayhill	12 Rego	10 Mitchell
23 Wallace	19 Mack	16 Seger	13 Malone
28 DeSantis	26 Psenicka	22 Penney	15 Andreev
33 Keopple	27 Suda	34 McInchak	20 Stienburg
	30 Shane		21 Tupker
			24 Malinski
			29 Berard

ROSTER BREAKDOWN BY STATE / PROVINCE / COUNTRY

 British Columbia	4	 Alaska	1	 New Jersey	1
 Ontario	4	 California	1	 Pennsylvania	1
 New York	3	 Colorado	1	 Russia	1
 Michigan	2	 Czechia	1	 Sweden	1
 Minnesota	2	 Illinois	1	 Wisconsin	1
 Nova Scotia	2	 Massachusetts	1		

2022-23 QUICK FACTS

GENERAL INFORMATION

Location	Ithaca, N.Y.
Enrollment (2021 Undergraduate)	15,503
Founded	1865
Nickname	Big Red
School Colors	Carnelian Red (Pantone 187) and White
Conference	Ivy League / ECAC Hockey
President	Martha E. Pollack
Meakam*Smith Director of Athletics	Andy Noel
Athletics Website	CornellBigRed.com
Ticket Office Phone	607.255.4247
Ticket Office Website	BigRedTix.com

HISTORY

Seasons of Hockey	106th
First Season	1900-01
All-Time Record (Win %)	1189-742-152 (.607)
Cleary Cup (Regular-Season Titles) (last)	11 (2020)
Whitlaw Cup (ECAC Championships) (last)	12 (2010)
NCAA Tournament Appearances (last)	22 (2019)
Most Consecutive NCAA Appearances	4 (1967-70)
Frozen Four Appearances (last)	8 (2003)
National Championships	2 (1967, 1970)
NCAA Tournament Record (Win %)	19-25 (.432)

LYNAH RINK

Year Opened (Seasons)	1957
Capacity	4,267
All-Time Record (Win %)	589-229-69 (.703)
Under Mike Schafer (Win %)	262-104-46 (.692)

COACHING STAFF

Head Coach	Mike Schafer (Cornell '86)
Record at Cornell	499-271-103 (.631)
Overall Record	Same as above
Associate HC	Ben Syer (Western Ontario '98)
Assistant Coach	Sean Flanagan (St. Lawrence '10)
Volunteer Assistant	Mitch Stephens (Geneseo '07)
Director of Hockey Ops.	Ben Russell (Cornell '20)

2021-22 REVIEW

Overall Record	18-10-4
ECAC Hockey Record (Finish)	12-6-4 (4th)
Home Record	9-4-3
Road Record	8-6-1
Neutral Record	1-0-0
ECAC Hockey Championship	No. 4 seed / Quarters
	Lost to Colgate in best-of-three series (2-1)
NCAA Tournament	Not selected
USCHO.com Poll Ranking (final)	Not ranked / RV
USA Today Poll Ranking (final)	Not ranked

2022-23 TEAM INFORMATION

Letterwinners Returning / Lost	20 / 10
Newcomers	8
Fr / So / Jr / Sr	6 / 7 / 6 / 9



COMMUNICATIONS

Jeremy Hartigan	Associate Director of Athletics for Communications
Marshall Haim	Assistant Director of Athletic Communications (MIH)
Phone	716.465.4945
Email	mh2348@cornell.edu
Matthew Jensen	Assistant Director of Athletic Communications


Mailing Address	Cornell University Athletics
	Teagle Hall, 512 Campus Road, Ithaca, N.Y., 14853
Twitter / Instagram	@CornellSports
Facebook	/CornellSports

#YELLCORNELL


TALE OF THE TAPE

		
Overall Record	0-0-0	0-0-0
60-Minute Record	0-0-0	0-0-0
Overtime Record	0-0	0-0
Shootout Record	0-0	0-0
Team Offense	—	—
National Rank	—	—
Conf. Offense	—	—
Conf. Rank	—	—
Team Defense	—	—
National Rank	—	—
Conf. Defense	—	—
Conf. Rank	—	—
Power Play Pct.	—	—
National Rank	—	—
Conf. PP Pct.	—	—
Conf. Rank	—	—
Penalty Kill Pct.	—	—
National Rank	—	—
Conf. PK Pct.	—	—
Conf. Rank	—	—

Faceoff Percentages

	CORNELL (52.8%; 10th)	W	L	PCT
15	Max Andreev	228	184	55.3
11	Kyle Betts <i>(not on roster)</i>	295	239	55.2
28	Brenden Locke <i>(not on roster)</i>	219	187	53.9
21	Zach Tupker	139	133	51.1
20	Matt Stienburg	50	67	42.7

Figures from 2021-22 season

	uOTTAWA	W	L	PCT
---	----------------	----------	----------	------------

FACEOFF INFORMATION
NOT AVAILABLE

LEADERSHIP GROUP ANNOUNCED

Senior defensemen **SAM MALINSKI** and **TRAVIS MITCHELL** were named co-captains, while fifth-year forward **MAX ANDREEV** and senior forward **MATT STIENBURG** were tabbed co-alternate captains on Sept. 29.

All four players will be assuming leadership roles for the first time with the Cornell hockey program.

HIGH RATINGS

Senior defensemen **SAM MALINSKI** and **TRAVIS MITCHELL** enter the 2022-23 season tied for the eighth-highest plus-minus rating by active defensemen in Division I hockey. Both Malinski and Mitchell have a career plus-34 rating, which is the second-highest rating by an ECAC Hockey defenseman, trailing Quinnipiac's Zach Metsa (plus-56).

Malinski and Mitchell are one of two sets of teammates that rank in the top-10 in plus-minus rating by Division I defensemen. Minnesota State's trio of Andrew Carroll (plus-66), Akito Hirose (plus-46) and Jake Livingstone (plus-42) are the other set of teammates in the top 10.

FIRST TEAM RETURNERS

Senior defender **SAM MALINSKI** is one of six returning players who have already received first-team honors from ECAC Hockey. Malinski is the lone Big Red representative on the list, while Clarkson's Alex Campbell and Mathieu Gosselin, Quinnipiac's Zach Metsa and Yaniv Perets, and St. Lawrence's Cameron Buhl (in 2020-21) are the others on the list.

The six ECAC representatives are tied with Atlantic Hockey for the most returning first-team selections for their respective conferences. Three of the six Atlantic Hockey first-team players have since transferred to different programs.

WELCOME BACK!

Cornell returns 81 percent of its goals scored from last season, which is the eighth-highest by a Division I program. Air Force returns all of its scoring, while Penn State (93 percent), Dartmouth (86 percent), Northeastern (85 percent), Sacred Heart and Yale (84 percent), and St. Lawrence (83 percent) are ahead of the Big Red.

NCAA LEADERS

HIGHEST +/- RATING BY ACTIVE BLUELINER
Entering 2022-23

Player	School	+/-
 Andrew Carroll	Minnesota State	+66
 Zach Metsa	Quinnipiac	+56
 Paul DeNaples	Penn State	+50
 Akito Hirose	Minnesota State	+46
 Ty Farmer	North Dakota	+45
 Jake Livingstone	Minnesota State	+42
 Jackson LaCombe	Minnesota	+41
 Sam Malinski	Cornell	+34
 Travis Mitchell	Cornell	+34
 Jacob Truscott	Michigan	+34

NCAA TOP 25 RANKINGS

DCU / USCHO.com Poll (as of 10/10/22)

Bold denotes Cornell opponent in 2022-23

TEAM	Record	Last	Pts
1. Denver (46)	2-0-0	1	994
2. Minnesota (1)	3-1-0	2	916
3. North Dakota (2)	2-0-0	3	883
4. Minnesota Duluth	2-0-0	4	819
5. Minnesota State	1-1-0	5	795
6. Michigan (1)	2-0-0	7	712
7. Northeastern	3-0-0	8	706
8. Quinnipiac	1-0-1	6	649
9. Boston University	1-0-0	9	569
10. St. Cloud State	2-0-0	10	513
11. Ohio State	4-0-0	14	496
12. Harvard	0-0-0	12	438
13. UMass	0-0-1	13	343
14. Notre Dame	0-1-1	11	333
15. Providence	1-0-0	16	291
16. UMass Lowell	2-1-0	15	240
17. UConn	4-0-0	20	223
18. Western Michigan	2-1-0	18	192
19. Cornell	0-0-0	19	115
20. Penn State	2-0-0	NR	108

Receiving votes: Northern Michigan (62), Niagara (23), New Hampshire (14), **Clarkson (10)**, **AIC (9)**, Colorado College (8), Michigan Tech (7), Bowling Green (7), Bemidji State (5), Air Force (3), Boston College (2), **Brown (1)**, Merrimack (1), Omaha (1), **Sacred Heart (1)**

USA Today / USA Hockey Magazine Poll

Bold denotes Cornell opponent in 2022-23

TEAM	Record	Last	Pts
1. Denver (33)	2-0-0	1	679
2. Minnesota (1)	3-1-0	2	623
3. North Dakota	1-0-0	3	614
4. Minnesota Duluth	2-0-0	4	567
5. Minnesota State	1-1-0	5	544
6. Michigan	2-0-0	6	495
7. Quinnipiac	1-0-1	7	446
8. Northeastern	3-0-0	8	424
9. Boston University	1-0-0	12	373
10. St. Cloud State	2-0-0	11	371
11. Ohio State	4-0-0	14	335
12. Harvard	0-0-0	10	306
13. Notre Dame	0-1-1	9	236
14. UMass	0-0-1	13	226
15. Providence	1-0-0	16	193
16. UMass Lowell	2-1-0	15	167
17. UConn	4-0-0	NR	141
18. Western Michigan	2-1-0	18	124
19. Cornell	0-0-0	19	95
20. Northern Michigan	3-1-0	NR	44

Receiving votes: Penn State (43), Bowling Green (21), **Clarkson (15)**, Boston College (13), Niagara (11), **AIC (9)**, New Hampshire (7), RIT (5), Michigan Tech (4), Arizona State (3), Colorado College (3), Merrimack (2)

TOWERING OVER THE COMPETITION

According to CollegeHockeyInc.com, Cornell enters the 2022-23 season as tied for the second-tallest Division I program. The Big Red's average height is 6-foot-1 is tied with Lindenwood, while both programs trail Vermont, who edges the Big Red and Lions by six inches.

The Big Red have a two-inch advantage over Clarkson for the tallest ECAC program. The Golden Knights are tied with Boston University for the fourth-tallest Division I program entering the 2022-23 season.

Sophomore forward **ONDREJ PSENICKA** is tied with Harvard forward Ryan Drkulec, Quinnipiac goaltender Chase Clark, and RPI forward Sutter Muzzatti for being the third-tallest player in ECAC Hockey this season. Only Dartmouth's Cooper Black (6-foot-8) and Quinnipiac's Noah Altman (6-foot-7) have listed heights taller than the quartet of 6-foot-6 players.

NHL OPENING NIGHT ROSTERS

As the National Hockey League announced its opening-night rosters on Tuesday, Oct. 11, three former Cornell players have made their respective team's rosters.

Cornell is one of 44 college programs to have at least one NHLer on an NHL team's opening-night roster.

The former Big Red players that were named to their team's rosters include: **MORGAN BARRON** (Winnipeg), **ANTHONY ANGELLO** (St. Louis), and **JACOB MACDONALD** (Colorado).

Angello, who is in his first year with the Blues after playing portions of the last three years with the Pittsburgh Penguins, and MacDonald, coming off his Stanley Cup victory with the Avalanche, are both beginning the year on season-opening injured reserve.

NCAA LEADERS

TALLEST TEAMS BY AVERAGE HEIGHT

Data from CollegeHockeyInc.com

School	AVG HT.
Vermont	6'1.6"
Cornell	6'1.0"
Lindenwood	6'1.0"
Clarkson	6'0.9"
Boston University	6'0.9"
Lake Superior State	6'0.8"
North Dakota	6'0.8"
Bowling Green	6'0.7"
Western Michigan	6'0.6"



Eldon Lindsay/Cornell Athletics

STANDINGS AND SCHEDULES

											THIS WEEK
											Thursday, October 13
Opponent	PTS	GP	RECORD	OW	OL	SW	GP	RECORD	GF	GA	Clarkson at Providence, 7:00 Bentley at Union, 7:00
RPI	0	0	0-0-0	0	0	0	2	2-0-0	9	5	
Quinnipiac	0	0	0-0-0	0	0	0	2	1-0-1	6	2	
Union	0	0	0-0-0	0	0	0	4	1-2-1	10	13	
St. Lawrence	0	0	0-0-0	0	0	0	3	1-2-0	4	9	
Clarkson	0	0	0-0-0	0	0	0	2	0-2-0	5	7	
Colgate	0	0	0-0-0	0	0	0	2	0-2-0	3	7	
Brown	0	0	0-0-0	0	0	0	0	0-0-0	0	0	
Cornell	0	0	0-0-0	0	0	0	0	0-0-0	0	0	Friday, October 14
Dartmouth	0	0	0-0-0	0	0	0	0	0-0-0	0	0	Colorado College at St. Lawrence, 7:00 LIU at RPI, 7:00
Harvard	0	0	0-0-0	0	0	0	0	0-0-0	0	0	Quinnipiac at North Dakota, 8:00 Colgate at Arizona State, 10:05
Princeton	0	0	0-0-0	0	0	0	0	0-0-0	0	0	
Yale	0	0	0-0-0	0	0	0	0	0-0-0	0	0	Saturday, October 15
Brown	0	0	0-0-0	0	0	0	0	0-0-0	0	0	uOttawa at Cornell, 7:00 Union at RIT, 7:00
Cornell	0	0	0-0-0	0	0	0	0	0-0-0	0	0	Colorado College at St. Lawrence, 7:00 Army at RPI, 7:00
Dartmouth	0	0	0-0-0	0	0	0	0	0-0-0	0	0	Quinnipiac at North Dakota, 8:00 Colgate at Arizona State, 10:05
Harvard	0	0	0-0-0	0	0	0	0	0-0-0	0	0	
Princeton	0	0	0-0-0	0	0	0	0	0-0-0	0	0	
Yale	0	0	0-0-0	0	0	0	0	0-0-0	0	0	

SERIES HISTORY



VS



ALL-TIME SERIES

CORNELL LEADS, 3-0-2

Ithaca, N.Y. (Lynah Rink)	3-0-2 (3-0-2)
Ottawa, Ontario	0-0-0
Neutral Sites	0-0-0

HIGHEST SCORES - CORNELL

Ithaca	15
. Cornell, 15-3 (11/25/75)	

HIGHEST SCORES - uOTTAWA

Ithaca	3
. Cornell, 10-3 (12/1/64)	
. Tie, 3-3 (11/30/74)	

COACHING RECORDS

Mike Schafer vs. uOttawa

Total	1-0-1
at Cornell	1-0-1

Patrick Grandmaitre vs. Cornell

Total	0-0-1
at uOttawa	0-0-1

LARGEST WINNING MARGINS

Cornell	
Ithaca	13

uOttawa

Ithaca	0
------------------	---

GAME-BY-GAME

12/1/64 Ithaca W.	10-3
11/30/74 Ithaca T.	3-3
11/25/75 Ithaca W.	15-2
10/21/07 Ithaca (Exhibition) W.	8-0
10/15/17 Ithaca (Exhibition) T.	2-2 (OT)

SCOUTING uOTTAWA

uOttawa enters tonight's game playing its third game in as many days. The Gee Gees, who went 2-3-0 during its preseason slate – including a 7-3 set back to Clarkson on Oct. 1 – opened Ontario University Athletics (OUA) play on Thursday when it hosted Ontario Tech before playing Nipissing on Friday.

MAJOR JUNIOR GEE GEES

Of uOttawa's 27 players on its roster this season, 18 have played in either the Ontario Hockey League (OHL), Québec Major Junior Hockey League (QMJHL), or Western Hockey League (WHL), the three leagues that compose the Canadian Hockey League (CHL).

Both of uOttawa's goaltenders, Anand Oberoi and Jean-Philippe Tourigny, spent time in the CHL. Oberoi played 29 games over two seasons with the OHL's Erie Otters (2016-18) and Tourigny played one game each with the QMJHL's Rouyn-Noranda Huskies (2017-18) and OHL's Ottawa 67's (2018-19).

Of the 16 skaters that have major junior hockey experience, the group has combined for 3,132 games played, 575 goals, 860 assists, and 1,435 points.

Six of uOttawa's defensemen played in the CHL with Keenan MacIsaac playing the most games (276 over five years with three teams). MacIsaac played for the Chicoutimi Saguenées, Acadie-Bathurst Titan, and Baie-Comeau Drakkar. Jérôme Gravel (253 games in QMJHL over five years), Grayson Ladd (215 games with OHL's Windsor Spitfires), David Lafrance (68 games with QMJHL's Halifax Mooseheads last year), Jacob LeGuerrier (226 games over four years with OHL's Sault Ste. Marie Greyhounds), and Peter Stratis (230 games over five years in OHL).

The remaining 12 skaters made up the remaining 1,864 games played in the CHL, with six of them logging at least 200 games played. Bradley Chenier has a uOttawa-leading 263 games in the OHL with the North Bay Battalion and Sudbury Wolves. Max Grodinin (256 games over four years in OHL), Anthony Poulin (244 games over five years in QMJHL), Mathieu Desgagnés (232 games in five years in QMJHL), Nicolas Ouellet (217 games in five years in QMJHL), and Nick Bowman (209 games in five years in NHL) are the others.

Charles-Antoine Roy (191 games in four years in QMJHL), Daniel Hardie (181 in three years in QMJHL), Tommy Bouchard (38 games over four years with QMJHL's Blainville-Boisbriand Armada), and Danyk Drouin (33 games with OHL's Oshawa Generals in 2018-19) are the others with major junior hockey experience.

NHL CONNECTION

Gee Gees goaltender Jean-Philippe Tourigny's father, André, is entering his second season serving as the bench boss of the Arizona Coyotes.

uOTTAWA - CORNELL CONNECTIONS

uOttawa's goaltender Anand Oberoi and Cornell freshman forward **DALTON BANCROFT** together on the Trenton Golden Hawks of the Ontario Junior Hockey League (OJHL) from 2018-20. Oberoi, Bancroft, and uOttawa forward Adam Kim spent the 2019-20 season together with Trenton.

SERIES HISTORY

Today will be the sixth all-time meeting between Cornell and uOttawa. The Big Red have never lost to the Gee Gees, posting a 3-0-2 record.

It is the first time Cornell and uOttawa are squaring off since Oct. 15, 2017, when the Big Red and Gee Gees played to a 2-2 tie.

Cornell has scored at least eight goals in three of the five previous meetings, posting a 10-3 win in the first-ever meeting (Dec. 1, 1964) and a 15-2 drubbing on Nov. 25, 1975.



MIKE SCHAFAER '86

Jay R. Bloom '77 Head Coach of Men's Ice Hockey
27th Season as Head Coach • 35th Season at Cornell

The longest-tenured head coach in Cornell men's hockey history, **MIKE SCHAFAER '86**, enters his 27th season at the helm of the Cornell men's hockey program.

When Schafer returned to his alma mater in the summer of 1995 to become Cornell's 12th head coach in men's hockey history, Schafer's goal was to bring the Big Red to a position of national prominence.

Already the winningest head coach in Cornell men's hockey history, Schafer has accomplished that objective with his 499-271-103 record. His 499 wins rank fourth among active Division I coaches and his .631 win percentage is good for fifth among active Division I coaches.

Schafer has guided the Big Red to 12 NCAA Tournament appearances and a berth to the 2003 NCAA Frozen Four – the program's first since 1980. That year, Cornell set a school record for wins (30), finishing with one more victory than the 1969-70 national championship squad, who went undefeated (29-0-0). The 2002-03 team's 19-2-1 record in ECAC Hockey play was Cornell's best mark in league play since 1969-70 when Cornell was 21-0 in league action.

In 2020, Schafer was named a co-winner of the Spencer Penrose Award, given to the nation's top head coach. It was the first time Schafer won the award after being a finalist on five occasions after being named ECAC Hockey's Coach of the Year.

The Big Red have been regularly ranked among the nation's elite during Schafer's tenure, including being named No. 1 in both the USCHO.com and the USA Today/USA Hockey Magazine polls at the time the 2019-20 postseason was halted due to the COVID-19 pandemic.

Cornell has claimed five Whitelaw Cup (ECAC Hockey tournament titles), which surpassed the legendary **RED HARKNESS** for the most in program history. Schafer has also led the Big Red to three Cleary Cups (ECAC's top regular-season team) in three of the last four years of competition.

In 2002-03, Schafer led the Big Red to the NCAA Frozen Four, setting a school record with 30 wins, one better than the 1969-70 squad who went 29-0-0. Cornell's 19-2-1 mark in ECAC Hockey in 2002-03 was Cornell's best since the 1969-70 team went 21-0 in league play.

Over his career, Schafer has coached 10 different players to First Team All-America status 11 times, seven Ivy League Players of the Year, 5 ECAC Hockey Ken Dryden Award winners (league's best goaltender), five ECAC Hockey Rookies of the Year, and five Ivy Rookies of the Year, and three ECAC Hockey Players of the Year.

A native of Durham, Ontario, Schafer played junior hockey with the Guelph Jr. A Holody Platers, who were finalists in the Centennial Cup for the National Championship in 1982.

Schafer and his wife, Diane, have two sons, Luke and John '18, and a daughter, Michelle.

SCHAFAER FILE

COACHING EXPERIENCE

1995-Pres.	Cornell (Head Coach)
1994-95	Western Michigan (Associate HC)
1990-94	Western Michigan (Assistant Coach)
1986-90	Cornell (Assistant Coach)

PLAYING EXPERIENCE

1983-86	Cornell
---------	---------

EDUCATION

Cornell University

• B.A., Business Management & Marketing, 1986

NCAA COACHING CAREER

SEASON	OVERALL	W-L%	CONF.	W-L%
CORNELL (1995 - PRES.)				
1995-96	21-9-4	.676	14-4-4	.727
1996-97	21-9-5	.671	14-6-2	.682
1997-98	15-16-2	.485	9-12-1	.432
1998-99	12-15-4	.452	9-10-3	.477
1999-00	16-14-2	.531	10-9-1	.525
2000-01	16-12-5	.561	11-8-3	.568
2001-02	25-8-2	.743	17-3-2	.818
2002-03	30-5-1	.847	19-2-1	.886
2003-04	16-10-6	.594	13-6-3	.659
2004-05	27-5-3	.814	18-2-2	.864
2005-06	22-9-4	.686	13-6-3	.659
2006-07	14-13-4	.516	10-8-4	.545
2007-08	19-14-3	.569	12-9-3	.563
2008-09	22-10-4	.667	13-6-3	.659
2009-10	21-9-4	.676	14-5-3	.705
2010-11	16-15-3	.515	11-9-2	.545
2011-12	19-9-7	.643	12-4-6	.682
2012-13	15-16-3	.485	8-11-3	.432
2013-14	17-10-5	.609	11-7-4	.591
2014-15	11-14-6	.452	9-9-4	.500
2015-16	16-11-7	.574	8-8-6	.500
2016-17	21-9-5	.671	13-4-5	.705
2017-18	25-6-2	.788	17-3-2	.818
2018-19	21-11-4	.639	13-5-4	.682
2019-20	23-2-4	.862	18-2-2	.864
2020-21	-- NO SEASON (COVID-19 PANDEMIC) --			
2021-22	18-10-4	.625	12-6-4	.636
2022-23	0-0-0	.000	0-0-0	.000
TOTAL	499-271-103	.631	328-164-80	.643

SCHAFAER'S STATISTICAL BREAKDOWN

CATEGORY	2022-23	UNDER SCHAFAER	CATEGORY	2022-23	UNDER SCHAFAER	CATEGORY	2022-23	UNDER SCHAFAER
Overall	0-0-0	499-271-103	Scoring First (since 1999-00)	0-0-0	323-65-42	Leading after 1st (excludes 1998-99)	0-0-0	247-37-22
ECAC Hockey	0-0-0	328-164-80	Opp. Scores First (since 1999-00)	0-0-0	107-157-39	Trailing after 1st (excludes 1998-99)	0-0-0	56-130-25
Ivy League	0-0-0	180-89-30	When Shutout	0-0-0	0-46-7	Tied after 1st (excludes 1998-99)	0-0-0	178-84-51
Non-Conference	0-0-0	171-107-23	Score One Goal	0-0-0	20-84-25	Leading after 2nd (excludes 1998-99)	0-0-0	364-22-26
Home	0-0-0	264-102-45	Score Two Goals	0-0-0	80-83-38	Trailing after 2nd (excludes 1998-99)	0-0-0	30-176-26
Away	0-0-0	179-115-49	Score Three Goals	0-0-0	134-39-25	Tied after 2nd (excludes 1998-99)	0-0-0	93-58-47
Neutral	0-0-0	56-54-9	Score Four Goals	0-0-0	115-15-5	In Overtime	0-0-0	46-40-105
October	0-0-0	16-8-2	Score 5+ Goals	0-0-0	150-4-3	In Shootouts	0-0-0	0-7
November	0-0-0	126-58-21	Shutout Opponent	0-0-0	103-0-7			
December	0-0-0	50-29-16	Allows One Goal	0-0-0	169-14-25			
January	0-0-0	101-59-34	Allows Two Goals	0-0-0	150-45-38			
February	0-0-0	121-63-27	Allows Three Goals	0-0-0	59-66-25			
March	0-0-0	85-53-3	Allows Four Goals	0-0-0	17-63-5			
April	0-0-0	0-1-0	Allows 5+ Goals	0-0-0	1-83-3			



BEN SYER

11th Season as Associate Head Coach; 12th Season at Cornell Western Ontario '98

Serving as the Big Red's recruiting director and manager of the team's vaunted defensive unit, **BEN SYER**'s efforts were perhaps no more celebrated than during the 2017-18 season. He helped Cornell lead the nation in team defense with a paltry 1.58 goals-against average and was named the winner of the American Hockey Coaches Association's 2018 Terry Flanagan Award.

One of the AHCA's major annual awards, the Terry Flanagan Award is presented to the assistant coach whose career body of work best honors that of the award's name sake.

"He can hold court with a group of assistant coaches on the road with the best of them," said **MIKE SCHAFER**, adding that this is the first time he's nominated anyone for a major AHCA award in his 23-year tenure at the helm of the Big Red. "He knows the elder statesmen, but he also knows the young guys like Terry did. He would make sure to say hello

to everyone in the rink and lend a helping hand to young assistants. I admired Terry for this. He and his family are of the highest character, upfront and honest."

Syer joined Cornell in June 2011 as an assistant coach, then was promoted to associate head coach the following summer. He previously served as associate head coach during his 12 seasons at Quinnipiac under head coach Rand Pecknold. During that run, the Bobcats posted a 242-168-46 record with one NCAA tournament appearance (2002) and nine 20-win seasons.

A native of Kitchener, Ontario, Syer arrived at Quinnipiac after serving one season as an assistant coach at Ohio University. A 1998 graduate of Western Ontario, Syer earned a bachelor's degree in urban development. He earned his master's degree in physical education with a concentration in athletic administration in 2000.



SEAN FLANAGAN

Seventh Season as Assistant Coach St. Lawrence '10

Flanagan enters his seventh season as an assistant coach on head coach **MIKE SCHAFER**'s staff. During his previous six seasons, Flanagan helped guide the Big Red to post a 108-38-19 record, good for a .712 win percentage. In his first three years on Schafer's staff, Flanagan aided Cornell in going 3-for-3 in advancing to the NCAA Tournament (and likely would have been 4-for-4, if the 2019-20 season had not ended prematurely). Prior to arriving on East Hill prior to the 2016-17 season, Flanagan made a couple of stops after his four-year playing career at St. Lawrence. After playing professionally in the ECHL with the Las Vegas Wranglers and Quad City Mallards, he became an assistant coach at Division III Hobart from 2012-15. While working under former Cornell assistant coach Mark Taylor, he helped

build a team who won the ECAC West titles in 2015 and 2016, leading the Statesmen to NCAA Tournament appearances. After Hobart, Flanagan spent one season as the Director of Hockey Operations at UMass Lowell, during the 2015-16 season. Flanagan is no stranger to ECAC Hockey, as he played 121 career games with St. Lawrence up to the 2010-11 season, where he racked up 12 goals and 40 assists for 52 points, helping the Saints advance to the league's championship weekend twice over his four years with the Saints. Flanagan graduated from St. Lawrence with a bachelor of arts degree in history with a minor in sports studies and exercise sciences in 2010 before receiving his master of education degree from St. Lawrence the following year.



MITCH STEPHENS

Fourth Season as Volunteer Assistant Coach; SUNY Geneseo '07

Stephens returns to Cornell after serving as an assistant coach at Geneseo for five years. In his time behind the bench with his alma mater, Stephens helped the Knights win two SUNYAC conference championships (2016, 2018) and make three NCAA Tournament appearances (2014, 2016, and 2018), including two trips to the national semifinals. As a senior, Stephens was named runner-up for USCHO Division III Player of the Year, an AHCA Division III First Team, and All-America selection, while being a finalist for the AHCA Sid Watson Memorial Award as the NCAA Division III Player of the Year.



BEN RUSSELL

First Season as Director of Hockey Operations; Cornell '20

Russell rejoined the Cornell men's hockey program in Aug. 2022 to serve as the team's Director of Hockey Operations, after spending the last two seasons as an assistant coach at St. Olaf College, a Minnesota-based Division III school. At St. Olaf, Russell helped the 2021-22 squad to a Minnesota Intercollegiate Athletic Conference (MIAC) tournament title and an NCAA Tournament appearance. While attending Cornell for his undergraduate studies, Russell served as an Assistant Director of Hockey Operations, helping coordinate video, analyzing film, and preparing scouting reports, while incorporating advanced analytics into game preparation.

2021-22 CORNELL TEAM AND PLAYER COMBINED STATISTICS

Team Results

Date	Opponent		Score	Att.
10/29/2021	Alas. Fairbanks	Wot	3-2	0
10/30/2021	Alas. Fairbanks	Wot	1-0	2864
* 11/05/2021	at Harvard	L	2-3	3095
* 11/06/2021	at Dartmouth	W	5-4	1432
* 11/12/2021	Union (NY)	W	4-1	2411
* 11/13/2021	Rensselaer	W	11-3	2322
* 11/19/2021	Brown	Wot	3-2	2362
* 11/20/2021	Yale	W	3-0	3448
11/27/2021	vs Boston U.	W	6-4	13160
* 12/03/2021	at St. Lawrence	W	4-1	1256
* 12/04/2021	at Clarkson	Tot	4-4	2792
01/01/2022	at Arizona St.	L	2-5	0
01/02/2022	at Arizona St.	L	2-3	900
01/07/2022	at North Dakota	W	4-3	10128
01/08/2022	at North Dakota	W	3-1	11192
* 01/15/2022	at Yale	W	3-0	0
* 01/21/2022	Princeton	L	4-5	2133
* 01/22/2022	Quinnipiac	Wot	2-1	2133
* 01/28/2022	Dartmouth	Tot	2-2	2133
* 01/29/2022	Harvard	Tot	2-2	2133
* 02/01/2022	at Brown	L	1-2	262
* 02/04/2022	at Colgate	L	2-3	1292
* 02/05/2022	Colgate	Tot	2-2	3201
* 02/11/2022	at Rensselaer	L	2-6	200
* 02/12/2022	at Union (NY)	W	5-2	1721
* 02/18/2022	St. Lawrence	Lot	1-2	3577
* 02/19/2022	Clarkson	W	6-2	3918
* 02/25/2022	at Quinnipiac	W	1-0	3027
* 02/26/2022	at Princeton	W	4-0	2035
03/11/2022	Colgate	W	3-1	3550
03/12/2022	Colgate	L	2-4	4034
03/13/2022	Colgate	L	1-2	2735

Team Statistics

	CU	OPP
SHOT STATISTICS		
Goals-Shot attempts	100-926	72-805
Shot pct.	.108	.089
Goals/Game	3.13	2.25
Shots/Game	28.94	25.16
POWER PLAYS		
Goals-Power Plays	20-118	19-101
Conversion pct.	.169	.188
Shot Attempts	162	149
Shot pct.	.123	.128
SHORT-HANDED		
Goals-Shot attempts	1-21	2-20
Shot pct.	.048	.100
GOAL BREAKDOWN		
Power Play	20	19
Short-handed	1	2
Empty net	6	5
Penalty	0	0
Unassisted	7	7
Overtime	4	1
Delayed Penalty	0	0
Game winning	18	10
First Goal	17	15
Game Tying Goal	2	2
Extra Attacker	6	4
BLOCKS		
Blocks	346	450
Blocks/Game	10.81	14.06
PENALTIES		
Number	140	152
Minutes	391	432
Penalties/Game	4.38	4.75
Pen minutes/Game	12.22	13.50
FACEOFFS (W-L)		
Faceoff W-L pct.	1003-895	895-1003
	.528	.472
SHOOTOUTS (Made-Att)		
	5-15	10-16

Game Records

Record	Overall	Home	Away	Neutral
ALL GAMES	18-10-4	9-4-3	8-6-1	1-0-0
CONFERENCE	12-6-4	6-2-3	6-4-1	0-0-0
NON-CONFERENCE	6-4-0	3-2-0	2-2-0	1-0-0

			Shots					Penalties	Goals	Blocks	Faceoffs		
#	Player	GP	G	A	PTS	SH	SH%	PEN-MIN	PP SH	BLK	FOW	FOL	FO%
20	Stienburg, Matt	28	13	16	29	63	.206	11-30	4 0	22	50	67	.427
29	Berard, Ben	26	14	9	23	87	.161	3-6	5 0	10	0	0	.000
15	Andreev, Max	22	9	14	23	55	.164	10-23	3 0	10	228	184	.553
24	Malinski, Sam	32	5	18	23	81	.062	9-26	2 0	41	0	0	.000
26	Psenicka, Ondrej	32	12	9	21	68	.176	9-18	2 1	11	18	17	.514
13	Malone, Jack	32	8	12	20	61	.131	9-26	2 0	17	18	23	.439
11	Betts, Kyle	32	6	12	18	43	.140	9-34	0 0	20	295	239	.552
28	Locke, Brenden	32	6	12	18	38	.158	4-16	1 0	17	219	187	.539
10	Mitchell, Travis	32	3	13	16	70	.043	12-40	1 0	38	0	0	.000
22	Penney, Kyle	32	8	6	14	59	.136	4-8	0 0	23	25	36	.410
12	Rego, Tim	32	2	9	11	29	.069	3-6	0 0	22	0	0	.000
18	Ertel, Justin	23	1	8	9	22	.045	5-10	0 0	6	10	8	.556
4	Kempf, Hank	32	0	8	8	54	.000	3-6	0 0	12	0	0	.000
14	Tupker, Ben	26	3	4	7	26	.115	3-6	0 0	5	0	1	.000
21	Tupker, Zach	32	1	6	7	36	.028	4-8	0 0	10	139	133	.511
3	Haiskanen, Cody	30	1	5	6	23	.043	7-14	0 0	32	0	0	.000
5	Dirven, Sebastian	31	1	5	6	20	.050	11-33	0 0	24	0	0	.000
6	Kovich, Kyler	19	3	1	4	13	.231	4-8	0 0	7	1	0	1.000
23	Motley, Liam	21	2	1	3	17	.118	4-19	0 0	3	0	0	.000
19	Mack, Sullivan	20	1	1	2	27	.037	2-4	0 0	5	0	0	.000
9	O'Leary, Jack	11	1	1	2	9	.111	4-19	0 0	1	0	0	.000
8	Lagerstrom, Jack	14	0	0	0	16	.000	2-4	0 0	5	0	0	.000
27	Suda, Michael	6	0	0	0	5	.000	0-0	0 0	1	0	0	.000
17	Bramwell, Zach	3	0	0	0	4	.000	0-0	0 0	0	0	0	.000
34	Howe, Joe	8	0	0	0	0	.000	0-0	0 0	0	0	0	.000
2	Muzyka, Peter	6	0	0	0	0	.000	2-15	0 0	4	0	0	.000
33	McDonald, Nate	9	0	0	0	0	.000	0-0	0 0	0	0	0	.000
30	Shane, Ian	17	0	0	0	0	.000	0-0	0 0	0	0	0	.000
TM	TEAM	32	0	0	0	0	.000	6-12	0 0	0	0	0	.000
Totals		32	100	170	270	926	.108	140-391	20 1	346	1003	895	.528
Opponents		32	72	122	194	805	.089	152-432	19 2	450	895	1003	.472

#	Player	GP	MIN	GA	GA AVG	SAVES	SAVES%	W-L-T-SHO
34	Howe, Joe	8	442:52	19	2.57	157	.892	4-3-0-1
33	McDonald, Nate	9	504:41	20	2.38	189	.904	7-1-1-1
30	Shane, Ian	17	979:27	28	1.72	387	.933	7-6-3-3
TM	EMPTY NET	-	23:09	5	12.96	0	.000	0-0-0-0
Totals		32	1950:09	72	2.22	733	.911	18-10-4-5
Opponents		32	1950:09	100	3.08	826	.892	10-18-4-0

Attendance Summary

	CU	Opponents
Total	42954	39332
Dates/Avg Per Date	16 / 2685	15 / 2622
Neutral Site #/Avg	1 / 13160	

Goals by Periods

Team	1st	2nd	3rd	OT	TOTAL
CU	26	28	42	4	100
Opponents	17	28	26	1	72

Shots by Periods

Team	1st	2nd	3rd	OT	TOTAL
CU	305	296	308	17	926
Opponents	253	295	245	12	805

Saves by Periods

Team	1st	2nd	3rd	OT	TOTAL
CU	236	267	219	11	733
Opponents	279	268	266	13	826