



COLLEGE FOOTBALL
PLAYOFF

MEDIA GUIDE

2024-25 EDITION

Updated December 18, 2024

TABLE OF CONTENTS

COLLEGE FOOTBALL PLAYOFF

Overview	3
Future Schedule	3
CFP Governance	4
CFP National Championship Trophy	5
CFP Chronology	6-10
Staff	11-12

CFP SELECTION COMMITTEE

About the CFP Selection Committee	14
2024 Selection Committee Rankings Schedule	14
Selection Committee Protocol	15-16
Selection Committee Voting Process	16
Frequently-Asked Questions	17-18
All-Time Members of the CFP Selection Committee	19
Year-By-Year Selection Committee Membership	20

SELECTION COMMITTEE RANKINGS

Rankings at a Glance	22-24
2024 CFP Selection Committee Rankings	25-26
2023 CFP Selection Committee Rankings	27-28
2022 CFP Selection Committee Rankings	29-30
2021 CFP Selection Committee Rankings	31-32
2020 CFP Selection Committee Rankings	33-34
2019 CFP Selection Committee Rankings	35-36
2018 CFP Selection Committee Rankings	37-38
2017 CFP Selection Committee Rankings	39-40
2016 CFP Selection Committee Rankings	41-42
2015 CFP Selection Committee Rankings	43-44
2014 CFP Selection Committee Rankings	45-47
All-Time Selection Committee Rankings Appearances	48-58

COLLEGE FOOTBALL PLAYOFF BRACKET

COLLEGE FOOTBALL PLAYOFF BOWLS

Vrbo Fiesta Bowl Overview and All-Time Results	62
Chick-fil-A Peach Bowl Overview and All-Time Results	63
Rose Bowl Game presented by Prudential Overview and All-Time Results	64
Allstate Sugar Bowl Overview and All-Time Results	65
Capital One Orange Bowl Overview and All-Time Results	66
Goodyear Cotton Bowl Classic Overview and All-Time Results	67

2025 CFP NATIONAL CHAMPIONSHIP

COLLEGE FOOTBALL PLAYOFF HISTORY

All-Time College Football Playoff Results	71-72
Composite National Championship Game Results	73
College Football Playoff Appearances by Team and Conference	74-76
2024 CFP National Championship: Houston	78-79
2023 CFP National Championship: Los Angeles	81-82
2022 CFP National Championship: Indianapolis	84-85
2021 CFP National Championship: Miami	87-88
2020 CFP National Championship: New Orleans	90-91
2019 CFP National Championship: Bay Area	93-94
2018 CFP National Championship: Atlanta	96-97
2017 CFP National Championship: Tampa	99-100
2016 CFP National Championship: Arizona	102-103
2015 CFP National Championship: North Texas	105-106

COLLEGE FOOTBALL PLAYOFF RECORDS

Year-by-Year Scoring and Statistics Summary	108-109
CFP National Championship Annual Stat Leaders	110
Century Performers in the College Football Playoff	111
Individual Records	112-134
Team Records	135-169
Combined Team Records	170-194
The Last Time (in the CFP National Championship)	195-196
The Last Time (in the Playoff Semifinals)	197-199
Comebacks in the College Football Playoff	200
All-Time Overtime Games and Shutouts in the CFP	201
Attendance, Game Duration and TV Viewership Records in the CFP	202-204
Records by Seed in the CFP	205
All-Time Head Coaching Records in the CFP	205
All-Time Game Officials for the CFP National Championship	205
CFP Participants Earning National Awards	206-209
CFP Participants in the NFL Draft	210-211

BOWL CHAMPIONSHIP SERIES

ADDITIONAL RESOURCES

College Football Playoff Lexicon	216
Logo/Photo and Interview Requests	217
Ticket Distribution	217
Revenue Distribution Policies	217
Family Reimbursement	217

INTERNSHIP PROGRAM

COLLEGE FOOTBALL PLAYOFF

OVERVIEW

EVERY GAME COUNTS

The College Football Playoff (CFP) is a postseason event to determine college football's national champion on the field, while emphasizing the significance of college football's unique regular season where every game counts.

RANKINGS

The selection committee ranks the teams based on the members' evaluation of the teams' performance on the field, using conference championships won, strength of schedule, head-to-head results, and comparison of results against common opponents to decide among teams that are comparable.

THE BRACKET

The format of the College Football Playoff is built on a 12-team bracket. The 12 participating teams are the five conference champions ranked highest by the CFP selection committee, plus the next seven highest-ranked teams. The four highest-ranked conference champions will be seeded 1-4 and will receive a first-round bye. The remaining teams, including the fifth conference champion, will be seeded 5-12 based on their final ranking.

TRADITION

The New Year's holiday period and bowl games belong to college football. This season following first-round playoff games on campus, the four Playoff Quarterfinal games will be played in the Fiesta Bowl, Peach Bowl, Rose Bowl Game and Sugar Bowl. The following week, the Cotton Bowl Classic and Orange Bowl will host the Playoff Semifinals.

CHAMPIONSHIP MONDAY

The two teams that win the Playoff Semifinals compete for the College Football Playoff National Championship. The national championship game is in a different city each year, always on a Monday night.

UNIVERSAL ACCESS

Every Football Bowl Subdivision (FBS) team has equal access to the College Football Playoff based on its performance during the regular season. No team automatically qualifies.

GOVERNANCE

University presidents and chancellors from all 10 FBS conferences and Notre Dame serve as the board of managers and govern the administrative operations, with commissioners and Notre Dame athletics director (the Management Committee) managing the event. A small staff in the CFP office in Irving, Texas, carries out the day-to-day responsibilities.

SELECTION COMMITTEE

A talented group of 13 high-integrity individuals with experience as coaches, student-athletes, college administrators and journalists, along with sitting athletics directors, comprise the selection committee. Members of the committee are Chris Ault, Chet Gladchuk, Jim Grobe, Warde Manuel (chair), Randall McDaniel, Gary Pinkel, Mack Rhoades, Mike Riley, David Saylor, Will Shields, Kelly Whiteside, Carla Williams and Hunter Yurachek.

SELECTION COMMITTEE RESPONSIBILITIES

- Rank the top 25 teams, assign the top 12 to the playoff bracket and assign the bowl sites.

COLLEGE FOOTBALL PLAYOFF SCHEDULE

							
2024-25	JAN. 10	DEC. 31	JAN. 1	JAN. 9	JAN. 1	JAN. 1	JAN. 20 ATLANTA
2025-26	JAN. 1	JAN. 8	JAN. 9	JAN. 1	JAN. 1	JAN. 1	JAN. 19 MIAMI

NOTE: 12-team format of College Football Playoff to begin in 2024-25 season with first round games on campus.

2024 first round game dates: Dec. 20 (one game) and Dec. 21 (three games)

2025 first round game dates: Dec. 19 (one game) and Dec. 20 (three games)

COLLEGE FOOTBALL PLAYOFF

COLLEGE FOOTBALL PLAYOFF GOVERNANCE

THE COMPANY

CFP Administration, LLC, manages the administration operations of the College Football Playoff. Members of the company are the 10 FBS conferences (American Athletic, Atlantic Coast, Big Ten, Big 12, Conference USA, Mid-American, Mountain West, Pac-12, Southeastern and Sun Belt) and the University of Notre Dame.

THE BOARD OF MANAGERS

[11 university presidents and chancellors]

The company's business, property and affairs are governed by the Board of Managers. The board develops, reviews and approves annual budgets, policies and operating guidelines. It also appoints and removes officers of the company. It has authority over all aspects of the company's operations.

- **Neeli Bendapudi** – President, *Penn State (Big Ten)*
- **Tim Caboni** – President, *Western Kentucky (Conference USA)*
- **Jim Clements** – President, *Clemson (ACC)*
- **Rev. Robert Dowd** – President, *Notre Dame (Independent)*
- **Michael Fitts** – President, *Tulane (American)*
- **Gordon Gee** – President, *West Virginia (Big 12)*
- **Jack Hawkins** – Chancellor, *Troy (Sun Belt)*
- **Mark Keenum (chair)** – President, *Mississippi State (SEC)*
- **Kirk Schulz** – President, *Washington State (Pac-12)*
- **Garnett Stokes** – President, *New Mexico (Mountain West)*
- **Satish Tripathi** – President, *Buffalo (MAC)*

BOARD OF MANAGERS CHAIRS

(formerly BCS Presidential Oversight Committee, until March 2013)

March 2003-June 2009: **Dave Frohnmayr**, *University of Oregon*

July 2009-July 2010: **Harvey Perlman**, *University of Nebraska*

September 2010-November 2011: **Graham Spanier**, *Penn State University*

November 2011-February 2013: **Charles Steger**, *Virginia Tech University*

March 2013-January 2016: **Harvey Perlman**, *University of Nebraska*

February 2016-August 2018: **Max Nikias**, *University of Southern California*

September 2018-present: **Mark Keenum**, *Mississippi State University*

MANAGEMENT COMMITTEE

[10 conference commissioners and Notre Dame athletics director]

The Management Committee manages the day-to-day operations of the CFP. It has authority over those aspects of the CFP's operations that are not reserved exclusively for the board, but all of its decisions are subject to review by the board.

- **Pete Bevacqua** – Athletics Director (*Notre Dame*)
- **Keith Gill** – Commissioner (*Sun Belt*)
- **Teresa Gould** – Commissioner (*Pac-12*)
- **Judy MacLeod** – Commissioner (*Conference USA*)
- **Gloria Nevarez** – Commissioner (*Mountain West*)
- **Tim Perneti** – Commissioner (*American*)
- **Tony Petitti** – Commissioner (*Big Ten*)
- **Jim Phillips** – Commissioner (*ACC*)
- **Greg Sankey** – Commissioner (*SEC*)
- **Jon Steinbrecher** – Commissioner (*MAC*)
- **Brett Yormark** – Commissioner (*Big 12*)

COMPANY OFFICERS

[Serving at the direction of the Board of Managers]

The company president, Rich Clark, and secretary, Byron Hatch, carry out the day-to-day operations of the CFP. Clark's and Hatch's formal titles are Executive Director and Chief Operating Officer, respectively.

BCS COORDINATORS*

1998-2000: **Roy Kramer**, *Southeastern Conference*

April 2000-April 2002: **John Swofford**, *Atlantic Coast Conference*

April 2002-April 2004: **Mike Tranghese**, *Big East Conference*

April 2004-January 2006: **Kevin Weiberg**, *Big 12 Conference*

January 2006-January 2008: **Mike Slive**, *Southeastern Conference*

January 2008-December 2009: **John Swofford**, *Atlantic Coast Conference*

*The coordinator's position was discontinued when Bill Hancock was named executive director in December 2009.

COLLEGE FOOTBALL PLAYOFF

COLLEGE FOOTBALL PLAYOFF NATIONAL CHAMPIONSHIP TROPHY


The College Football Playoff National Championship Trophy is the ultimate goal of college football teams across the United States.

An ascending virtual football, the trophy's handcrafted gold brackets surround a hardened steel core. The trophy was created to be raised in celebration of the highest level of team achievement in college football.

Designed by Pentagram, the trophy was commissioned by the CFP for the new playoff era. The design features a focused football at the center of the base that rises to form an actual-size ball. Standing at a total height of three feet, the trophy and base are two integral but separate pieces, so the trophy may be lifted up independently when it is awarded each year upon conclusion of the national championship game.

The trophy is handcrafted by the master fine art foundry UAP Polich Tallix. Expert craftsmen worked for three months, combining cutting edge technologies with timeless metal casting and finishing techniques to create the trophy.

Handmade from 24k gold, bronze, and stainless steel, the trophy is 26.5 inches tall. The base is formed from bronze with a hand-rubbed black patina finish and is 12 inches high.



COLLEGE FOOTBALL PLAYOFF

COLLEGE FOOTBALL PLAYOFF CHRONOLOGY

2011

With the fourth Bowl Championship Series (BCS) four-year term set to conclude after the 2013-2014 season, the commissioners began creating a process for considering possible formats for the future. These discussions occurred during teleconferences October 4 and 12. The Presidential Oversight Committee members addressed the matter further in their in-person meeting in Denver on November 14.

2012

During the winter and spring, the commissioners and presidents spent countless hours evaluating the many pros and cons of numerous possible formats. These formats ranged from returning to the old bowl system with no attempt to match the top two teams, to continuing the BCS, to creating a multi-team tournament.

The commissioners met in person on January 10 in New Orleans, February 21-22 and March 26 in Dallas and several times by teleconference. They affirmed a commitment to protect college football's regular season, the best in sports, and to preserve the bowl tradition and the bowl experience for student-athletes. Further, they focused on the realities of the academic calendar and options related to where the games should be played. They self-imposed a deadline of the summer of 2012 to decide what changes to propose to the presidents.

April 25: At a meeting in Hollywood, Florida, the commissioners took both an eight-team and a 16-team playoff off the table. They prepared a small number of four-team options for discussion in the conference meetings to be held in May. They discussed in detail the advantages and disadvantages of various ways to rank or qualify teams.

June 12-13: The commissioners met in Chicago to report on the consensus regarding the playoff that was developed during their recent conference meetings.

June 20: Meeting in the Sullivan Room at the InterContinental hotel in downtown Chicago, the commissioners voted unanimously to recommend a four-team playoff for 12 years beginning in 2014-2015, with a selection committee choosing the participating teams.

June 26: Meeting at the Dupont Circle Hotel in Washington, D.C., the BCS Presidential Oversight Committee members voted unanimously to submit legislation to the NCAA Board of Directors that would allow two institutions to participate in two postseason games each year—thereby creating what eventually would be named the College Football Playoff. The presidential group adopted the format and policies that had been recommended by the commissioners on June 20. The NCAA would approve the proposal in August.

The presidents and chancellors also endorsed:

- Rotating the Playoff Semifinals among six bowl sites and playing the national championship game at neutral sites under the management of the conferences;
- Creating a selection committee that would rank the teams to play, giving all the teams an equal opportunity to participate. (among the factors the committee would be instructed to value were win-loss record, strength of schedule, head-to-head results, and whether a team is a conference champion);
- Playing the Playoff Semifinals New Year's Eve or New Year's Day;

- Creating "Championship Monday" by setting the date of the national championship game on the first Monday in January that is six or more days after the Playoff Semifinals;
- Establishing the new format to cover a 12-year term, from the 2014-15 season through the 2025-26 season;
- Distributing revenue from the playoff according to a formula that (a) rewards conferences for success on the field, (b) accommodates teams' expenses, (c) acknowledges marketplace factors, (d) rewards academic performance of student-athletes, and (e) eliminates the "automatic qualification" designation.

September 19: The commissioners agreed to select the host for the first national championship game only, and to choose future hosts later.

November 12: In a Denver meeting, the presidents and chancellors unanimously approved the format that called for a stand-alone national championship game and Playoff Semifinals rotating evenly among three contract bowls and three other bowls over the 12 years. The group also took the following actions:

- Adopted a revenue-distribution plan and agreed to review it after four years to determine whether the allocations should be revised;
- Agreed that the academic pool would be distributed through the conferences or processed directly to the independent institutions;
- Guaranteed a spot in one of the six bowls to the highest-ranked champion from the Big East (later became the American Athletic), Conference USA, Mid-American, Mountain West and Sun Belt conferences, as determined by the selection committee, when such champion does not qualify to play in one of the Playoff Semifinals;
- Confirmed that the media rights would cover 12 national championship games, 24 Playoff Semifinals and 24 host bowls;
- Supported the concept of not having a title sponsor for the national championship game;
- Decided that the Rose and Sugar bowls would host Playoff Semifinals in the same year; Orange Bowl and Host 1 in the same year; and Host 2 and Host 3 in the same year.
- Agreed that the champion of a contract-bowl conference that is displaced by the Playoff Semifinals will play in one of the host bowls;
- Voted to create a limited liability corporation (LLC) to manage the event, with the presidents and chancellors serving as the Board of Managers.

November 14: The Presidential Oversight Committee named Bill Hancock Executive Director. Hancock had been Executive Director of the BCS for three years. He had become BCS administrator in October 2005.

November 18: Michael Kelly was named Chief Operating Officer.

November 21: The group and ESPN reached an agreement in principle for ESPN to present the games for 12 years on an exclusive basis across its platforms. The agreement included the national championship game and Playoff Semifinals, as well as other bowl games that would be a part of the rotation to host the Playoff Semifinals.

COLLEGE FOOTBALL PLAYOFF

COLLEGE FOOTBALL PLAYOFF CHRONOLOGY

2013

January 8: During a meeting in Miami, the commissioners unanimously agreed that the new event would launch with Playoff Semifinals on January 1, 2015, in the Rose and Sugar bowls. The group also agreed that the Orange Bowl and a yet-to-be-named bowl would host the Playoff Semifinals in the second year. The hosts in the third year were also yet to be named.

January 14: Hancock and Kelly opened a temporary headquarters in the Conference USA suite of offices at 5201 N. O'Connor Blvd. in Irving, Texas.

February 5: Reid Sigmon was named Chief Financial Officer.

February 7: The management committee unanimously agreed to implement a philanthropic program when the new structure began. It also decided that the new event warranted a new trophy.

March 13: CFP Administration, LLC, a limited liability company, was organized to manage the administrative operation of the College Football Playoff. Under its operating agreement, members of the company were the 10 Football Bowl Subdivision conferences and Notre Dame. The company would be governed by a board of managers, consisting of a university president or chancellor nominated by each member. Day-to-day operations of the company were to be managed by a management committee, consisting of the FBS commissioners and the Notre Dame athletics director.

April 23: The name "College Football Playoff" was adopted for the new event and was announced in a news conference in Pasadena. Also, the group invited fans to choose the logo through an online voting process.

April 24: Cowboys Stadium in Arlington, Texas, was named to host the first national championship game of the new era. Also, the Fiesta Bowl, Cotton Bowl and Peach Bowl were selected to be part of the Playoff Semifinal host rotation. The management committee established the following Playoff Semifinal rotation: year 1 – Rose and Sugar; year 2 – Orange and Cotton; year 3 – Peach and Fiesta. Also, it was agreed that, for the sake of consistency, the name of a bowl participating in the arrangement should include specific wording, either traditional or descriptive of the local culture, in addition to the title sponsor's name.

April 25: The management committee formulated plans for the selection committee, including,

1. it would be comprised of no more than 18 members;
2. each conference would be invited to nominate prospective members;
3. the management committee would choose the members and their terms, and also the chair;
4. committee members would not receive honoraria but would receive expense reimbursement;
5. members would serve three-year terms, with selected individuals' terms being two or four years initially until a rotation were achieved; and
6. members would not be eligible for re-election after their terms expire.

April 29: Some 101,670 fans participating in an online ballot chose the "gold football" as the CFP's official logo. It received 38 percent of the vote, compared with 25 percent, 24 percent and 13 percent for the other three candidates.

May 7: The board agreed to locate the headquarters for CFP Administration LLC in Irving, Texas, at 545 East John Carpenter Freeway, in The Summit building. The office would open August 5.

June 18: The management committee decided several matters related to the selection committee, including:

1. members would fall into one of five classifications, including sitting athletics directors, and persons with experience as coaches, student-athletes, administrators and journalists;
2. persons currently working for media agencies, or serving as commentators in any media, are not eligible to serve;
3. five slots would go to athletics directors from the ACC, Big Ten, Big 12, SEC and Pac-12;
4. each nominee for the selection committee must be approved by unanimous consent of the management committee; and
5. Selection committee members would not be expected to attend games in person and the CFP would not reimburse expenses for those who do attend games.

October 16: Membership of the first selection committee was announced at a news conference at the CFP headquarters in Irving, Texas. The 13 members were Barry Alvarez, athletics director, Wisconsin; Mike Gould, former superintendent, Air Force Academy; Pat Haden, athletics director, Southern California; Tom Jernstedt, former NCAA executive vice president; Jeff Long (chair), vice chancellor and athletics director, Arkansas; Oliver Luck, athletics director, West Virginia; Archie Manning, former student-athlete, Mississippi; Tom Osborne, former athletics director and coach, Nebraska; Dan Radakovich, athletics director, Clemson; Condoleezza Rice, former provost, Stanford; Mike Tranchese, former commissioner, Big East conference; Steve Wieberg, former journalist, USA Today; Tyrone Willingham, former head coach, Stanford, Notre Dame and Washington.

November 10: The board of managers authorized creation of the CFP Foundation.

November 11: The selection committee met for the first time, at the Marriott Wardman Park in Washington, D.C. The members reviewed the proposed protocol and conducted an exercise on assigning teams to bowl sites.

December 16: Arizona and Tampa Bay were named to host the national championship games in 2016 and 2017, respectively.

2014

January 6: The CFP honored former Southeastern Conference commissioner Roy Kramer during pregame festivities at the final BCS national championship game in Pasadena.

January 13: Applications for the first College Football Playoff random ticket drawing began being accepted. Fans could apply for tickets to attend the national championship game January 12, 2015.

April 30: It was determined that the selection committee would compile rankings seven times during the season, including selection Sunday. The rankings were to be announced Tuesday evenings beginning October 28. Also, the selection committee's recusal policy and voting procedures were announced.

COLLEGE FOOTBALL PLAYOFF

COLLEGE FOOTBALL PLAYOFF CHRONOLOGY

May 1: The group formally launched its philanthropic initiative, Extra Yard for Teachers, to honor and support teachers nationally and in the communities that host the College Football Playoff National Championship.

May 1: Ticket prices for the 2015 national championship game were adopted: club seating, \$650; general seating, \$450; student seating, \$200; standing-room-only, \$200.

July 14: The new College Football Playoff National Championship trophy was unveiled.

October 8-9: The CFP conducted mock selection exercises with representatives of the media, and, two weeks later, with ESPN announcers, producers and directors. In later years, it would add exercises for other groups, such as athletics directors, representatives of bowls, conference offices and other partners.

October 28: The selection committee convened at the Gaylord Hotel in Grapevine, Texas, and issued its first rankings.

December 7: The selection committee selected Alabama, Oregon, Florida State and Ohio State to compete in the first College Football Playoff.

2015

January 1: In the first Playoff Semifinals of the CFP era, Oregon defeated Florida State and Ohio State defeated Alabama.

January 6: The management committee and Board of Managers unanimously agreed to defray costs for student-athletes' parents or guardians to travel to the site of the CFP National Championship.

January 12: Ohio State defeated Oregon in the first CFP National Championship at AT&T Stadium in Arlington, Texas.

February 9: Texas Tech athletics director Kirby Hocutt was named to the selection committee, replacing Oliver Luck, who had taken a position in the NCAA national office.

March 27: Former Vanderbilt coach Bobby Johnson was named to the selection committee, replacing Archie Manning, who had stepped down.

May 20: Sports Business Journal named the College Football Playoff its "event of the year."

June 16: Noting that the Army-Navy game would be played six days after the CFP selection day, the management committee unanimously agreed that, if the Army-Navy result may affect Army's or Navy's placement or seeding in a Playoff Semifinal or one of the other bowls that the committee would fill, only the pairings that affect Army or Navy would be delayed so the committee can consider the result of the Army-Navy game.

July 16: Britton Banowsky was named Executive Director of the CFP Foundation.

July 30: In light of a new NCAA policy allowing it, the management committee and board of managers unanimously agreed to defray costs for student-athletes' parents or guardians to travel to the sites of the Playoff Semifinals in addition to the national championship game.

November 4: The CFP selected Atlanta; Santa Clara, California; and New Orleans to host the national championship games at the conclusion of the 2017, 2018 and 2019 regular seasons, respectively.

2016

January 11: C. Max Nikias, president of the University of Southern California, was named chair of the board of managers.

January 21: Jeff Bower, Lloyd Carr, Herb Deromedi and Rob Mullens were appointed to the selection committee.

January 28: Kirby Hocutt was named chair of the selection committee.

July 28: The management committee moved the Playoff Semifinals in years 5, 6, 11 and 12 of the CFP rotation to Saturdays. With the adjustment, all Playoff Semifinals through 2026 would be played on Saturdays or holidays.

2017

January 17: Frank Beamer, Chris Howard and Gene Smith were appointed to the selection committee.

November 1: The CFP chose Miami, Indianapolis, Los Angeles and Houston to host the national championship games at the conclusion of the 2020, 2021, 2022 and 2023 regular seasons, respectively.

2018

January 17: The management committee named Rob Mullens chair of the selection committee. Paola Boivin, Joe Castiglione, Ken Hatfield, Ronnie Lott, Todd Stansbury and Scott Stricklin were appointed to the committee.

July 17: Andrea Williams became the CFP's chief operating officer after Michael Kelly was named athletics director at the University of South Florida.

August 16: The board of managers unanimously elected Mississippi State University President Mark Keenum as its chair.

2019

January 16: Terry Mohajir, Ray Odierno and R. C. Slocum were appointed to the selection committee.

February 9: The management committee appointed University of Iowa athletics director Gary Barta to the selection committee, replacing Gene Smith, who had stepped down.

April 25: The CFP Foundation board supported the concept of a new initiative, "Go Teach," to encourage student-athletes to enter the teaching field when they graduate from college.

2020

January 22: The management committee named Gary Barta chairman of the selection committee. Tom Burman, Rick George and John Urschel were appointed to serve on the committee.

April 21: The management committee addressed the COVID-19 pandemic and concluded that it was too soon to make decisions about the 2020-21 CFP games, given the uncertainty of the situation.

August 5: The management committee moved selection day from December 6 to December 20 after a number of conferences moved their championship games to December 12 and 18-19. In addition, the management committee announced that teams would arrive at the Playoff Semifinals and national championship game two days before the game—i.e., Saturday before a Monday game. The other New Year's Six bowls adopted a similar schedule for the 2020-21 bowl season.

COLLEGE FOOTBALL PLAYOFF

COLLEGE FOOTBALL PLAYOFF CHRONOLOGY

August 13: The management committee added one additional year to the term of Paola Boivin's service on the selection committee. Boivin was originally scheduled to rotate off the committee after the 2021 national championship game.

September 11: The CFP suspended for one year Playoff Fan Central, Playoff Playlist Live! and other in-person events traditionally held the weekend leading up to the national championship game because of the pandemic.

September 30: The selection committee's first meeting of the season was moved to November 23-24.

December 9: The management committee announced that marching bands and spirit squads would not participate in the 2020-21 games. Further, it supported the principle that student-athletes' family members should be allowed to attend all CFP games.

December 19: The CFP and Tournament of Roses announced that, given the growing number of COVID-19 cases in Southern California, the Playoff Semifinal previously scheduled to be played at Rose Bowl Stadium would be played at AT&T Stadium in Arlington, Texas, at 4 p.m. CT January 1, 2021.

2021

January 26: Mitch Barnhart, Boo Corrigan, Chris Del Conte, Will Shields and Joe Taylor were appointed to the selection committee.

March 4: The management committee appointed Georgia State athletics director Charlie Cobb to the selection committee, replacing Terry Mohajir, who had taken the athletics director job at UCF.

April 22: At its annual spring meeting, the management committee heard a report from the working group that had been considering options for possible future formats. The group was reminded that any ultimate decision about formats would be made by the board of managers.

After the same meeting, Hancock said the CFP intends to return to the traditional pageantry of college football for the CFP games in 2021-22.

June 10: An internal working group appointed by the CFP management committee presented a proposal to change the current four-team CFP format to a 12-team event. The four members of the working group (Big 12 Commissioner Bob Bowlsby, SEC Commissioner Greg Sankey, Mountain West Commissioner Craig Thompson, and Notre Dame Athletics Director Jack Swarbrick) presented their recommendation during a virtual meeting of the full management committee after meeting over a two-year period to discuss possible new formats.

June 16: The management committee appointed former Notre Dame tight end/linebacker Rod West to the selection committee, replacing General Ray Odierno, who stepped down for health reasons.

June 17-18: Meeting at the Big Ten Conference office in Chicago, the management committee reviewed and discussed the working group's proposed 12-team playoff format. The management committee unanimously agreed to ask the board of managers to authorize feasibility assessments and the solicitation of feedback from groups that would include student-athletes, athletics directors, faculty, coaches, university presidents and chancellors, bowls and ESPN about the details of the 12-team proposal.

June 22: Meeting in Dallas, the board of managers heard a presentation from the management committee about the recommendation for a 12-team format. The board authorized the management committee to review the proposal with their constituents (e.g., presidents, athletics directors, faculty, coaches and student-athletes) during the summer.

July 7: The management committee appointed former head coach Tyrone Willingham to the selection committee to complete the final year of the term of R.C. Slocum, who stepped down for health reasons.

August 4: The management committee appointed Kansas State athletics director Gene Taylor to the selection committee, replacing Chris Del Conte.

December 20: Byron Hatch became the CFP's chief operating officer after Andrea Williams was named Chief Experience Officer for the Utah Jazz.

December 22: The management committee announced COVID-19 policies for the upcoming postseason. If a team was unavailable to play in a Playoff Semifinal, the game would be declared a forfeit and its opponent would advance. If both teams were unavailable to play, the game would be declared a "no contest" and the winning team from the other Playoff Semifinal would be declared the CFP National Champion. If three teams were unavailable to play in the Playoff Semifinal games, the remaining team would be declared the CFP National Champion. If a team's unavailability was determined after the Playoff Semifinals, the national championship game may be rescheduled to no later than January 14. If one team was able to play and the other was not and the game could not be played, then the team that was unable to play shall forfeit the game and the other team would be declared the CFP National Champion.

Other policies included teams having the option to arrive on site no later than two days before their bowl game; attendance at bowl events would be optional; news conferences would be virtual; non-essential personnel would not have access to the playing field; each institution would use the COVID-testing arrangement that it used during the regular season; and each conference agreed to accept the other conference's testing protocol.

2022

January 25: The management committee named Boo Corrigan chairman of the selection committee. Chet Gladchuk, Jim Grobe, Warde Manuel and Kelly Whiteside were appointed to the selection committee.

February 18: Meeting remotely, the board of managers accepted a recommendation from the management committee to continue the current four-team playoff for the next four years, as called for in the CFP's original 12-year plan.

August 15: The CFP announced Miami as the host of the 2026 national championship game at the conclusion of the 2025 regular season.

August 16: The CFP announced Atlanta as the host of the 2025 national championship game at the conclusion of the 2024 regular season.

September 2: The CFP Board of Managers unanimously voted to expand the current four-team playoff into a 12-team playoff. The new format, consistent with a proposal the board of managers reviewed in the fall and winter of 2021-22, was to begin for the 2026 college football regular season. The board tasked the CFP Management Committee with assessing the possibility of beginning the expanded playoff in either the 2024 or 2025 regular season.

December 1: The CFP Board of Managers unanimously agreed to begin the newly-expanded 12-team College Football Playoff in the postseason after the 2024 regular season. The first round in 2024 will take place the week ending Saturday, December 21, at either the home field of the higher-seeded team or at another site designated by the higher-seed institution (No. 12 at No. 5, No. 11 at No. 6, No. 10 at No. 7, and No. 9 at No. 8.) The 2024 quarterfinals will take place in the Fiesta, Peach, Rose and Sugar bowls, while the Cotton and Orange bowls will host the Playoff Semifinals. The 2025 quarterfinals will take place in the Cotton, Orange, Rose and Sugar bowls, while the Fiesta and Peach bowls will host the Playoff Semifinals. The national championship games will be played January 20, 2025, in Atlanta, and January 19, 2026, in Miami, respectively.

COLLEGE FOOTBALL PLAYOFF

COLLEGE FOOTBALL PLAYOFF CHRONOLOGY

2023

March 1: Chris Ault, Jennifer Cohen and David Sayler were appointed to the selection committee.

May 2: The CFP announced the game dates and bowl assignments for the 2024 and 2025 college football seasons. The new schedule is as follows:

2024 Season

First Round (On-Campus)

- Friday, December 20, 2024: One Game (evening)
- Saturday, December 21, 2024: Three Games (early afternoon, late afternoon and evening)

Quarterfinals

- Tuesday, December 31, 2024: Vrbo Fiesta Bowl (evening)
- Wednesday, January 1, 2025: Chick-fil-A Peach Bowl (early afternoon), Rose Bowl Game (late afternoon) and Allstate Sugar Bowl (evening)

Semifinals

- Thursday, January 9, 2025: Capital One Orange Bowl (evening)
- Friday, January 10, 2025: Goodyear Cotton Bowl Classic (evening)

CFP National Championship

- Monday, January 20, 2025: Mercedes-Benz Stadium, Atlanta, Georgia

2025 Season

First Round (On-Campus)

- Friday, December 19, 2025: One Game (evening)
- Saturday, December 20, 2025: Three Games (early afternoon, late afternoon and evening)

Quarterfinals

- Wednesday, December 31, 2025: Goodyear Cotton Bowl Classic (evening)
- Thursday, January 1, 2026: Capital One Orange Bowl (early afternoon), Rose Bowl Game (late afternoon) and Allstate Sugar Bowl (evening)

Semifinals

- Thursday, January 8, 2026: Vrbo Fiesta Bowl (evening)
- Friday, January 9, 2026: Chick-fil-A Peach Bowl (evening)

CFP National Championship

- Monday, January 19, 2026: Hard Rock Stadium, Miami Gardens, Florida

June 21: College Football Playoff (CFP) Executive Director Bill Hancock announced that he will step down when his contract expires February 1, 2025.

September 4: The management committee appointed Utah athletics director Mark Harlan to the selection committee, replacing Jennifer Cohen who stepped down because of her new duties as athletics director at Southern California.

November 10: Lieutenant General Richard M. Clark is selected to replace Bill Hancock as the new executive director of the CFP.

2024

February 2: The management committee named Warde Manuel chairman of the selection committee. Patrick Chun, Randall McDaniel, Gary Pinkel, Mack Rhoades, Carla Williams, and Hunter Yurachek were appointed to serve on the committee.

February 20: The board of managers revised the qualifying criteria for the 12-team event to include the five highest-ranked conference champions, plus the next seven highest-ranked teams as determined by the CFP Selection Committee.

March 19: The CFP extended its exclusive media rights agreement with ESPN through the 2031-32 season.

May 3: The management committee appointed Mike Riley to the selection committee, replacing Pat Chun who stepped down when he became the athletics director at the University of Washington.

May 22: ESPN and TNT Sports announced a five-year agreement for TNT Sports to sublicense select CFP games from ESPN. TNT Sports will present two first-round games during the 2024 and 2025 seasons. In addition to the first-round games, TNT Sports will add two quarterfinal games each year beginning with the 2026 season through the 2028 season.

June 3: Rich Clark officially began in his role as Executive Director of the CFP.

COLLEGE FOOTBALL PLAYOFF

COLLEGE FOOTBALL PLAYOFF STAFF



RICH CLARK

Executive Director

Rich Clark was named executive director of the College Football Playoff in November 2023 to replace the retiring Bill Hancock. Clark officially began his leadership role with the CFP in June 2024 after a distinguished 38-year career in the Air Force, retiring with the rank of Lieutenant General.

Clark most recently served as the Superintendent for the U.S. Air Force Academy, where he directed a four-year regiment of military training, academics, athletic and character development programs leading to a Bachelor of Science degree and a commission as a second lieutenant in the U.S. Air Force and U.S. Space Force.

Prior to his assignment at the helm of the Air Force Academy, Clark served as the U.S. Air Force Deputy Chief of Staff for Strategic Deterrence & Nuclear Integration at the Pentagon and was selected as a White House Fellow to serve as a key advisor to the Secretary of Labor.




Clark served three combat tours and received numerous awards and decorations during his career, including the Distinguished Service Medal and the Distinguished Flying Cross.

Clark attended the U.S. Air Force Academy, where he was a four-year letter winner as a defensive lineman for the football team. In 1985, the Falcons finished his senior season with a 12-1 overall record, a Bluebonnet Bowl win over Texas, and a final ranking of No. 8 in the AP Poll and No. 5 in the Coaches Poll.


He and his wife, Amy, have a son, Milo, and a daughter, Zoë.

COLLEGE FOOTBALL PLAYOFF




E: media@collegefootballplayoff.com • T: 469-262-5200





Dr. Robert M. Malt is a professor of psychology at the University of Minnesota, where he has been teaching and conducting research for over 30 years. He is also a past president of the American Psychological Association.



Dr. Shalini Prasad is a senior research scientist at the Center for Applied Research in Education, Indian Institute of Technology Bombay. She has a Ph.D. in Education from the University of Illinois at Chicago. Her research interests are in the area of teacher education and professional development of teachers.



Dr. David A. Clark



COLLEGE FOOTBALL PLAYOFF

CFP SELECTION COMMITTEE

CFP SELECTION COMMITTEE AND RANKINGS SCHEDULE



CHAIR

As chosen by the Management Committee, Warde Manuel, Director of Athletics at Michigan, serves as the Selection Committee Chair.

MEMBERS

The group is composed of some of college football's most decorated ambassadors, including highly esteemed university administrators, former coaches, former student-athletes and sitting directors of athletics.

The current group of selection committee members has eight former college football players, three members of the College Football Hall of Fame and four members with head coaching experience at FBS institutions. Collectively, the group has achieved 24 degrees of higher learning, including 10 master's degrees and one doctorate.

The members of the selection committee are:

- **Chris Ault** – former head coach and director of athletics, *Nevada*
- **Chet Gladchuk** – director of athletics, *Navy*
- **Jim Grobe** – former head coach, *Ohio, Wake Forest and Baylor*
- **Warde Manuel** – director of athletics, *Michigan, Chair*
- **Randall McDaniel** – former All-American, *Arizona State*
- **Gary Pinkel** – former head coach, *Toledo and Missouri*
- **Mack Rhoades** – director of athletics, *Baylor*
- **Mike Riley** – former head coach, *Oregon State and Nebraska*
- **David Saylor** – director of athletics, *Miami (Ohio)*
- **Will Shields** – former All-American, *Nebraska*
- **Kelly Whiteside** – professor, *Montclair State*
- **Carla Williams** – director of athletics, *Virginia*
- **Hunter Yurachek** – director of athletics, *Arkansas*

2024 RANKINGS SCHEDULE

The selection committee members will meet weekly, in person, on Mondays and Tuesdays to produce rankings. The selection committee will issue its 2024 rankings on the following dates:

- Tuesday, November 5
- Tuesday, November 12
- Tuesday, November 19
- Tuesday, November 26
- Tuesday, December 3
- Sunday, December 8 (Selection Day)

SELECTION DAY

Selection Day will be Sunday, December 8. On this day, the bracket for the 2024 College Football Playoff will be revealed, as well as the final top 25 rankings.

COLLEGE FOOTBALL PLAYOFF

CFP SELECTION COMMITTEE PROTOCOL

- 1. Mission.** The committee's task will be to select the best teams, rank the teams for inclusion in the playoff and then assign the teams to the playoff bracket and their game sites.
- 2. Principles.** The committee will select the teams using a process that distinguishes among otherwise comparable teams by considering:
 - Strength of schedule,
 - Head-to-head competition,
 - Comparative outcomes of common opponents (without incensing margin of victory), and,
 - Other relevant factors such as unavailability of key players and coaches that may have affected a team's performance during the season or likely will affect its postseason performance.
- 3. Voting Process.** The voting process generally will include seven rounds of ballots through which the committee members first will select a small pool of teams to be evaluated, then will rank those teams, with the teams being placed in the rankings in groups of three for three rounds, then four for the other four rounds. Individual committee members' rankings will be compiled into a composite ranking for each round. Each committee member will independently evaluate an immense amount of information during the process. This evaluation will lead to individual qualitative and quantitative opinions that will inform each member's votes.
- 4. Number of Teams to Be Ranked.** The committee will rank 25 teams. The five highest-ranked conference champions and the next seven highest-ranked teams will be in the playoff.
- 5. Conference champions rankings.** If fewer than five conference champions are among the top 25 on Selection Day, then the committee will rank the remaining conference champions. The highest ranked of those teams will be added to the playoff until five conference champions are included in the playoff. A conference champion(s) from outside the top 12 will be placed at the bottom of the 12-team seeding in rank order.
- 6. Meeting Schedule.** The committee will meet in person weekly beginning generally at mid-season to produce interim rankings before selection weekend.

The dates for the fall of 2024 are as follows:

- Monday and Tuesday, November 4-5
- Monday and Tuesday, November 11-12
- Monday and Tuesday, November 18-19
- Monday and Tuesday, November 25-26
- Monday and Tuesday, December 2-3
- Friday through Sunday, December 6-8

- 7. Point Persons for Gathering Information.** The committee has assigned two members to be the "point persons" to gather material about the teams in each conference and the independent teams. The process will ensure that the committee fully reviews each team and that no information is overlooked.

The point persons will ensure that (1) the committee has complete, detailed information about each team, and (2) the conferences and independent institutions have an effective and efficient channel for providing facts to the committee.

The committee wishes to be clear about the role of the point persons. They are not and will not be advocates for teams in any conference or for any independent institution. They will not speak on behalf of any conference or institution during the committee's deliberations or represent any conference's or independent institution's interests during those deliberations. Their function is to gather information and ensure that it is available to the committee. Their role as a liaison to a particular conference or independent institution is purely for the purpose of objective fact-gathering.

The point persons will communicate with conference staff members on three information-gathering teleconferences during the regular season: one before the first ranking, one before the fourth ranking and one the week before Selection Day. Outside of these teleconferences, there will be no contact between the point persons and any conference staff member, or vice-versa, but the conference may relay information to the committee through the CFP staff.

Following are the point persons for the 2024 season:

American:	Chris Ault, Gary Pinkel
Atlantic Coast:	Will Shields, Mike Riley
Big 12:	Kelly Whiteside, Gary Pinkel
Big Ten:	Jim Grobe, Carla Williams
Conference USA:	Randall McDaniel, Kelly Whiteside
Mid-American:	Mike Riley, Chet Gladchuk
Mountain West:	Hunter Yurachek, David Saylor
Pac-12:	Chet Gladchuk, Jim Grobe
Southeastern:	David Saylor, Randall McDaniel
Sun Belt:	Carla Williams, Will Shields
Independents:	Mack Rhoades, Chris Ault

- 8. Metrics.** There will not be one single metric to assist the committee. Rather, the committee will consider a wide variety of data and information.
- 9. Participants.** There shall be no limit on the number of teams that may participate in the CFP from one conference.
- 10. Pairings.**
 - A. The four highest-ranked conference champions will be seeded 1, 2, 3 and 4 and will receive byes in the first round. The remaining eight teams, including the fifth conference champion, will be seeded 5 through 12 based on their final ranking. If the fifth conference champion is not ranked among the top 12 teams, it will be seeded at No. 12.
 - B. Teams seeded 5, 6, 7 and 8 will host first-round games against teams seeded 12, 11, 10 and 9, respectively.
 - C. In the Playoff Quarterfinals, the team seeded No. 1 will meet the winner of the game between seeds 8 and 9. No. 2 will meet the 7 vs. 10 winner; No. 3 will meet the 6 vs. 11 winner; No. 4 will meet the 5 vs. 12 winner.
 - D. In the Playoff Semifinals, the winner of the game between No. 1 vs. 8/9 will meet the winner of No. 4 vs. 5/12. The winner of the game between No. 2 vs. 7/10 will meet the winner of No. 3 vs. 6/11.
 - E. Traditional contract-bowl relationships will be the top priority when the committee assigns teams to Playoff Quarterfinal sites, but such priority cannot be guaranteed because of the bracket. For example, if the Big 12 Conference champion were ranked No. 1 and the Southeastern Conference champion were ranked No. 2, then the Big 12 champion would be assigned to the Sugar Bowl.

The committee will use geographic proximity for the No. 1 seed when assigning the Playoff Semifinal sites.

- 11. Games played after Selection Day.** The committee will establish the final rankings on Selection Day; as a result, the committee will not consider the results of games played after Selection Day.

CFP SELECTION COMMITTEE PROTOCOL

12. Selection Sequence. The committee will adhere to the following sequence:

- Rank the teams 1-25.
- Identify the conference champions that will be seeded Nos. 1 through 4 and receive byes.
- Seed the remainder of the field.
- Assign the No. 1, No. 2 and No. 3 seeds to Playoff Quarterfinal games in sequential order by ranking as noted herein. The No. 4 seed will play in the remaining Playoff Quarterfinal game.
- Assign the group containing the No. 1 seed to the Playoff Semifinal game as noted herein.
- Assign the No. 2 seed's group to the other Playoff Semifinal game.
- Place Seed Nos. 5 through 12 in the bracket per the policies herein.
- There will be no reseeding after any round of the CFP.

13. Recusal Policy. If a committee member or an immediate family member (e.g., spouse, sibling or child) (a) is compensated by a school, (b) provides professional services for a school or (c) is on the coaching staff or administrative staff at a school or is a football student-athlete at a school, that member will be recused. Such compensation shall include not only direct employment, but also current paid consulting arrangements, deferred compensation (e.g., contract payments continuing after employment has ended) or other benefits. The committee will have the option to add other recusals if special circumstances arise.

A recused member shall not participate in any votes involving the team from which the individual is recused.

A recused member is permitted to answer only factual questions about the institution from which the member is recused but shall not be present during any deliberations regarding that team's selection or ranking.

Recused members shall not participate in discussions regarding the placement of the recused team into a bowl game.

Following are the recusals for the 2024 season:

TEAM	MEMBER	TEAM	MEMBER
Arkansas	Hunter Yurachek	Oregon State	Mike Riley
Baylor	Mack Rhoades	Rutgers	Kelly Whiteside
Marshall	Jim Grobe	SMU	Hunter Yurachek
Miami (OH)	David Saylor	South Carolina	Hunter Yurachek
Michigan	Warde Manuel	Texas A&M	Chet Gladchuk
Missouri	Gary Pinkel	UCLA	Chris Ault
Navy	Chet Gladchuk	Virginia	Carla Williams
Nevada	Chris Ault		

14. Terms. Members shall serve three-year terms. Members will not be eligible for reappointment, but a member's term may be extended by one year (1) if the member would serve as chair in what otherwise would be his/her final year or (2) if other circumstances warrant. Further, a member appointed to serve an unexpired term may be appointed to serve a full three years.

TERMS EXPIRE IN FEBRUARY 2025	TERMS EXPIRE IN FEBRUARY 2026	TERMS EXPIRE IN FEBRUARY 2027
Chet Gladchuk	Chris Ault	Randall McDaniel
Jim Grobe	David Saylor	Gary Pinkel
Warde Manuel		Mack Rhoades
Will Shields		Mike Riley
Kelly Whiteside		Carla Williams
		Hunter Yurachek

15. Committee Chair. The management committee selects the chair of the committee.

SELECTION COMMITTEE VOTING PROCESS

STEP 1

Each committee member will create a list of the 30 teams he or she believes to be the best in the country, in no particular order. Teams listed by three or more members will remain under consideration. At the conclusion of any round, other teams can be added to the group of teams under consideration by a vote of three or more members.

STEP 2

Each member will list the best six teams, in no particular order. The six teams receiving the most votes will comprise the pool for the first ranking step. This is known as the "listing step."

STEP 3

In the first ranking step, each member will rank those six teams, one through six, with one being the best. The best team in each member's ranking will receive one point; second-best, two points, etc. The members' rankings will be added together and the three teams receiving the fewest points will become the top three ranked teams. The three teams that were not ranked will be held over for the next ranking step.

STEP 4

Each member will list the six best remaining teams, in no particular order. The three teams receiving the most votes will be added to the three teams held over to comprise the next ranking step.

STEP 5

Steps No. 3 and 4 will be repeated until 25 teams have been ranked. There will be seven rounds of voting; each round will consist of a "listing step" and a "ranking step."

NOTES

- Any "recused" member can participate in Step No. 1 but cannot list the team for which he or she is recused. "Recused" teams (i.e., teams for whom a member has been recused) receiving at least two votes in Step No. 1 will remain under consideration.
- A recused member can participate in Step No. 2 but cannot list the recused team. If a recused team is within one vote of advancing to the pool for the next ranking step, that team will be pooled with the team (or teams) receiving the fewest votes. If necessary, a "tie-breaker" ranking vote will be conducted among those teams to identify the team or teams that would be added to the pool.
- A recused member cannot participate in Step No. 3 if the recused team is in the pool.
- Between each step, the committee members will conduct a thorough evaluation of the teams before conducting the vote.
- After each round is completed, any group of three or more teams can be reconsidered if more than three members vote to do so. Step No. 3 would be repeated to determine if adjustments should be made.
- After the first nine teams are ranked, the number of teams listed in Step No. 2 will be increased to eight, and the number of teams ranked and held in Steps No. 3 and 4 will be increased to four.
- After any round of voting, a team or teams may be added to the initial pool by an affirmative vote of three or more committee members.
- All votes will be by secret ballot.

CFP SELECTION COMMITTEE FAQS

What is the mission of the College Football Playoff Selection Committee?

The selection committee's task is to select the 25 best teams in college football, rank the teams for inclusion in the playoff, assign the teams to the playoff bracket, and then determine their bowl sites.

What is the voting procedure?

The selection committee first ranks teams Nos. 1, 2 and 3, and continues until all 25 are ranked. After debate and discussion, the selection committee identifies small groups of teams and then evaluates those teams against each other in a detailed and deliberative manner. The selection committee members engage in seven rounds of rankings to create the top 25.

What criteria does the selection committee use to rank the teams?

The selection committee ranks the teams based on the members' evaluation of the teams' performance on the field, using conference championships won, strength of schedule, head-to-head results and comparison of results against common opponents to decide among teams that are comparable. The selection committee is comprised of experts in college football, and they use their expertise in the deliberations.

Selection committee members examine statistical data, and they also review a significant amount of game video. The CFP retains SportSource Analytics to provide the statistical information for the committee's use. This platform allows the selection committee members to compare teams on every possible level. Each member evaluates the data at hand, and then the individuals produce a group decision through the seven rounds of voting.

What are the mechanics of the rankings?

Each round includes a "listing step" and a "ranking step". In the listing step, selection committee members first select a pool of teams to be considered. Teams receiving the most votes then advance to the ranking step, in which each member ranks the teams. Those individual rankings are then compiled into a composite. Teams No. 1, 2 and 3 are ranked in the first round; Teams 4, 5 and 6, in the second round; Teams 7, 8 and 8, in the third round. Then, the committee switches to ranking four teams each in rounds four, five, six and seven. Each committee member independently evaluates the data, and the group engages in thorough discussion during each step and each round. This evaluation brings about individual qualitative and quantitative opinions that inform each member's vote.

Are the committee's deliberations made public?

The selection committee's process and procedures are available on the CFP website at CollegeFootballPlayoff.com. The intent is to achieve maximum disclosure, while also allowing the selection committee members to deliberate among themselves in a thoughtful and effective manner and with the appropriate candor. Also, the selection committee conducts "mock" exercises to allow reporters and others to become familiar with all the details of the process.

How many teams does the selection committee rank?

The selection committee ranks 25 teams each week.

Does the selection committee publicize its rankings throughout the season?

Yes, after each meeting. Beginning in early November, the selection committee members meet weekly, in person, on Mondays and Tuesdays to produce rankings. The selection committee then meets again on selection weekend to conduct a final evaluation and determine the final rankings and create the playoff bracket.

When does selection weekend happen?

In 2024, selection weekend will take place Friday-Sunday, December 6-8.

Why are there 13 members of the selection committee?

The number was chosen to allow for a diversity of viewpoints, geographical representation, and active discussion. Experience shows this is the right size — not too small or too large.

What criteria were used to choose members of the selection committee?

The top criteria are knowledge and integrity. There are five categories of members: people with experience as (1) coaches, (2) former student-athletes, (3) administrators, (4) sitting directors of athletics, and (5) journalists. The management committee gives careful consideration to the standards for membership and to identifying high-integrity individuals who meet the criteria. Among the other valued attributes are football expertise, objectivity, ability to carefully evaluate and discern information, and experience in making decisions under scrutiny. Members are asked to commit significant time to the endeavor.

CFP SELECTION COMMITTEE FAQs

Why are athletics directors on the selection committee?

Athletics directors (ADs) have some of the best knowledge of college football, and the selection committee is much stronger with their participation. Many ADs have careers spanning across Division I football and at more than one conference. The goal is to make the selection committee the best and most knowledgeable it can be, which is why ADs are included. Like all selection committee members, ADs act in the best interest of the game, and they are recused from voting and discussing their schools.

Is there a recusal policy in place for selection committee members?

Yes. Selection committee members are recused from participating in votes involving a school's team if they or an immediate family member receives compensation from the school or has a professional relationship with that school. The selection committee has the option to add other recusals if special circumstances arise.

What are the terms of the recusal policy?

A recused member shall not participate in any votes, nor be present during deliberations involving the team's selection or seeding, but may answer factual questions about the institution from which the member is recused.

How long are the selection committee members' terms? Can selection committee members serve more than one term?

Each member serves a three-year term. Terms of the first group of selection committee members were staggered to allow for an eventual rotation. A member selected to fill a partial term (e.g., replacing a member who must depart before finishing the term) may serve more than three years.

Can a selection committee member be removed? If so, by whom and for what reasons?

In the unlikely scenario in which a selection committee member is unable to meet the obligations that come with serving on the selection committee, the management committee would appoint a replacement.

Who appoints the chair of the selection committee?

The management committee appoints the selection committee chair.

Are the selection committee members compensated?

No, there is no compensation for selection committee members. Members are reimbursed for their expenses.

Do the selection committee members travel to games to watch in person?

The members are not expected to attend games in person. They are expected to watch live televised games and video replays of games extensively.

What is the role of the selection committee chair?

The chair of the selection committee leads the selection committee's deliberations and cultivates an environment for selection committee members to cooperatively evaluate teams and create rankings, with each member voicing individual opinions. The chair facilitates meetings, helps set the selection committee's agenda and shares spokesperson duties with the College Football Playoff Executive Director. The chair — and the selection committee members — are not involved in the administration of the playoff and the games. The selection committee's sole responsibility is ranking the teams and establishing the playoff bracket.

What is the role of the College Football Playoff Executive Director and staff as it pertains to the selection committee operations? Is the executive director a voting member?

The executive director does not have a vote, and the staff's role is to provide support to the selection committee. The executive director and staff are responsible for the day-to-day business and administrative operations of the College Football Playoff itself, in keeping with the objectives established by the board of managers and management committee.

The selection committee is an independent body that operates according to the objectives established by the board of managers and management committee.

ALL-TIME SELECTION COMMITTEE MEMBERSHIP

ALL-TIME MEMBERS OF THE CFP SELECTION COMMITTEE (53)

Barry Alvarez (2014-15-16)	Mike Gould (2014-15)	Terry Mohajir (2019-20)	Scott Stricklin (2018-19-20)
Chris Ault (2023-24*)	Jim Grobe (2022-23-24*)	Rob Mullens (2016-17-18-19)	Gene Taylor (2021-22-23)
Mitch Barnhart (2021-22-23)	Pat Haden (2014)	Ray Odierno (2019-20)	Joe Taylor (2021-22-23)
Gary Barta (2019-20-21)	Mark Harlan (2023)	Tom Osborne (2014-15)	Mike Tranghese (2014-15)
Frank Beamer (2017-18-19)	Ken Hatfield (2018-19-20)	Gary Pinkel (2024^)	John Urschel (2020-21-22)
Paola Boivin (2018-19-20-21)	Kirby Hocutt (2015-16-17)	Dan Radakovich (2014-15-16-17)	Rod West (2021-22-23)
Jeff Bower (2016-17-18)	Chris Howard (2017-18-19)	Mack Rhoades (2024^)	Kelly Whiteside (2022-23*)
Tom Burman (2020-21-22)	Tom Jernstedt (2014-15-16-17)	Condoleezza Rice (2014-15-16)	Steve Wieberg (2014-15-16-17)
Joe Castiglione (2018-19-20)	Bobby Johnson (2015-16-17-18)	Mike Riley (2024^)	Carla Williams (2024^)
Charlie Cobb (2021)	Jeff Long (2014-15-16-17)	David Saylor (2023-24*)	Tyrone Willingham (2014-15-16-17-21)
Boo Corrigan (2021-22-23)	Ronnie Lott (2018-19-20)	Will Shields (2021-22-23-24*)	Hunter Yurachek (2024^)
Herb Deromedi (2016-17-18)	Oliver Luck (2014)	R.C. Slocum (2019-20)	
Rick George (2020-21-22)	Warde Manuel (2022-23-24*)	Gene Smith (2017-18)	
Chet Gladchuk (2022-23-24*)	Randall McDaniel (2024^)	Todd Stansbury (2018-19-20)	

ALL-TIME CFP SELECTION COMMITTEE CHAIRS

2014-15	2016-17	2018-19	2020-21	2022-23	2024
Jeff Long	Kirby Hocutt	Rob Mullens	Gary Barta	Boo Corrigan	Warde Manuel*

* returning members for 2024

^ new members in 2024

YEAR-BY-YEAR SELECTION COMMITTEE MEMBERSHIP

2014

Barry Alvarez
Mike Gould
Pat Haden
Tom Jernstedt
Jeff Long#
Oliver Luck
Tom Osborne
Dan Radakovich
Condoleezza Rice
Mike Tranchese
Steve Wieberg
Tyrone Willingham

2017

Frank Beamer
Jeff Bower
Herb Deromedi
Kirby Hocutt#
Chris Howard
Tom Jernstedt
Bobby Johnson
Jeff Long
Rob Mullens
Dan Radakovich
Gene Smith
Steve Wieberg
Tyrone Willingham

2020

Gary Barta#
Paola Boivin
Tom Burman
Joe Castiglione
Rick George
Ken Hatfield
Ronnie Lott
Terry Mohajir
Ray Odierno
R.C. Slocum
Todd Stansbury
Scott Stricklin
John Urschel

2023

Chris Ault
Mitch Barnhart
Boo Corrigan#
Chet Gladchuk
Jim Grobe
Mark Harlan
Warde Manuel
David Saylor
Will Shields
Gene Taylor
Joe Taylor
Rod West
Kelly Whiteside

2015

Barry Alvarez
Mike Gould
Kirby Hocutt
Tom Jernstedt
Bobby Johnson
Jeff Long#
Tom Osborne
Dan Radakovich
Condoleezza Rice
Mike Tranchese
Steve Wieberg
Tyrone Willingham

2018

Frank Beamer
Paola Boivin
Jeff Bower
Joe Castiglione
Herb Deromedi
Ken Hatfield
Chris Howard
Bobby Johnson
Ronnie Lott
Rob Mullens#
Gene Smith
Todd Stansbury
Scott Stricklin

2021

Mitch Barnhart
Gary Barta#
Paola Boivin
Tom Burman
Charlie Cobb
Boo Corrigan
Rick George
Will Shields
Gene Taylor
Joe Taylor
John Urschel
Rod West
Tyrone Willingham

2024

Chris Ault
Chet Gladchuk
Jim Grobe
Warde Manuel#
Randall McDaniel
Gary Pinkel
Mack Rhoades
Mike Riley
David Saylor
Will Shields
Kelly Whiteside
Carla Williams
Hunter Yurachek

2016

Barry Alvarez
Jeff Bower
Herb Deromedi
Kirby Hocutt#
Tom Jernstedt
Bobby Johnson
Jeff Long
Rob Mullens
Dan Radakovich
Condoleezza Rice
Steve Wieberg
Tyrone Willingham

2019

Gary Barta
Frank Beamer
Paola Boivin
Joe Castiglione
Ken Hatfield
Chris Howard
Ronnie Lott
Terry Mohajir
Rob Mullens#
Ray Odierno
R.C. Slocum
Todd Stansbury
Scott Stricklin

2022

Mitch Barnhart
Tom Burman
Boo Corrigan#
Rick George
Chet Gladchuk
Jim Grobe
Warde Manuel
Will Shields
Gene Taylor
Joe Taylor
John Urschel
Rod West
Kelly Whiteside

Chair

COLLEGE FOOTBALL PLAYOFF

SELECTION COMMITTEE RANKINGS HISTORY

SELECTION COMMITTEE RANKINGS AT A GLANCE

NUMBER OF APPEARANCES IN THE SELECTION COMMITTEE RANKINGS
(66 TOTAL SINCE 2014-15)

TEAM	NO.	TEAM	NO.	TEAM	NO.	TEAM	NO.
Alabama	66	Boise State	26	Tulane	14	San Diego State	6
Ohio State	66	Michigan State	26	West Virginia	14	Temple	6
Clemson	60	Mississippi State	26	Arizona	13	Western Michigan	6
Notre Dame	55	TCU	25	Navy	12	Appalachian State	5
Georgia	54	Kansas State	24	Houston	11	Army	5
Oklahoma	52	NC State	24	Indiana	11	Coastal Carolina	5
LSU	47	Tennessee	24	Minnesota	11	Tulsa	5
Oregon	44	Texas A&M	24	Oregon State	11	UNLV	4
Utah	44	Cincinnati	20	Arizona State	10	UTSA	4
Michigan	43	Iowa State	20	Kentucky	10	Boston College	3
Oklahoma State	43	Louisville	20	Pittsburgh	10	Duke	3
Penn State	42	Northwestern	20	Virginia Tech	10	Kansas	3
Ole Miss	34	North Carolina	19	Nebraska	8	Liberty	3
Southern California	33	Missouri	19	Wake Forest	8	Marshall	3
Wisconsin	32	Washington State	19	SMU	9	Virginia	3
Iowa	31	BYU	17	Syracuse	9	San Jose State	2
Florida State	30	Memphis	17	South Carolina	8	Toledo	2
Auburn	29	Miami (FL)	17	Arkansas	6	Utah State	2
Washington	29	UCF	17	Fresno State	6	Air Force	1
Florida	28	UCLA	17	Georgia Tech	6	East Carolina	1
Texas	28	Stanford	15	Illinois	6	Purdue	1
Baylor	26	Colorado	14	Louisiana	6	Troy	1

TOP APPEARANCE IN THE SELECTION COMMITTEE RANKINGS

TEAM	HIGHEST RANKING	TEAM	HIGHEST RANKING	TEAM	HIGHEST RANKING	TEAM	HIGHEST RANKING
Alabama	1	Southern California	4	Boise State	9	Houston	18
Clemson	1	Texas A&M	4	Kentucky	9	Louisiana	19
Georgia	1	Wisconsin	4	Missouri	9	Purdue	19
LSU	1	Baylor	5	Wake Forest	9	San Diego State	19
Michigan	1	Indiana	5	West Virginia	9	Appalachian State	20
Mississippi State	1	Louisville	5	Nebraska	10	UNLV	20
Ohio State	1	Oklahoma State	5	North Carolina	10	Arkansas	21
Oregon	1	Utah	5	Georgia Tech	11	Duke	21
Tennessee	1	Arizona State	6	Coastal Carolina	12	Fresno State	21
Auburn	2	BYU	6	Oregon State	12	Marshall	21
Florida State	2	Florida	6	Pittsburgh	12	Utah State	21
Miami (FL)	2	Iowa State	6	Syracuse	12	San Jose State	22
Notre Dame	2	Stanford	6	Memphis	13	Temple	22
Oklahoma	2	Arizona	7	Virginia Tech	13	UTSA	22
Texas	2	Kansas State	7	NC State	14	East Carolina	23
Washington	2	Colorado	8	Navy	15	Liberty	23
Michigan State	3	Minnesota	8	South Carolina	15	Tulsa	23
Penn State	3	Northwestern	8	Western Michigan	15	Virginia	23
TCU	3	SMU	8	Illinois	16	Army	19
Cincinnati	4	UCF	8	Kansas	16	Toledo	24
Iowa	4	UCLA	8	Tulane	16	Troy	24
Ole Miss	4	Washington State	8	Boston College	17	Air Force	25

COLLEGE FOOTBALL PLAYOFF

SELECTION COMMITTEE RANKINGS AT A GLANCE

LATEST APPEARANCE IN THE SELECTION COMMITTEE RANKINGS

TEAM	LATEST RANKING	TEAM	LATEST RANKING	TEAM	LATEST RANKING
Air Force	October 31, 2023	Kentucky	November 8, 2022	SMU	December 8, 2024
Alabama	December 8, 2024	Liberty	December 3, 2023	South Carolina	December 8, 2024
Appalachian State	December 8, 2019	Louisiana	December 5, 2021	Southern California	October 31, 2023
Arizona	December 3, 2023	Louisville	November 12, 2024	Stanford	December 3, 2017
Arizona State	December 8, 2024	LSU	November 12, 2024	Syracuse	December 8, 2024
Arkansas	December 5, 2021	Marshall	December 1, 2020	TCU	December 4, 2022
Army	December 8, 2024	Memphis	December 8, 2024	Temple	December 4, 2016
Auburn	November 9, 2021	Miami (FL)	December 8, 2024	Tennessee	December 8, 2024
Baylor	December 5, 2021	Michigan	December 3, 2023	Texas	December 8, 2024
Boise State	December 8, 2024	Michigan State	December 5, 2021	Texas A&M	November 26, 2024
Boston College	November 13, 2018	Minnesota	November 2, 2021	Toledo	November 24, 2015
BYU	December 8, 2024	Ole Miss	December 8, 2024	Troy	December 4, 2022
Cincinnati	November 22, 2022	Mississippi State	December 4, 2022	Tulane	November 26, 2024
Clemson	December 8, 2024	Missouri	December 8, 2024	Tulsa	December 20, 2020
Coastal Carolina	December 20, 2020	Navy	December 8, 2019	UCF	November 29, 2022
Colorado	December 8, 2024	NC State	December 3, 2023	UCLA	October 31, 2023
Duke	November 11, 2014	Nebraska	November 22, 2016	UNLV	December 8, 2024
East Carolina	October 28, 2014	North Carolina	November 14, 2023	Utah	November 14, 2023
Florida	December 20, 2020	Northwestern	December 20, 2020	Utah State	November 20, 2018
Florida State	December 3, 2023	Notre Dame	December 8, 2024	UTSA	December 4, 2022
Fresno State	November 2, 2021	Ohio State	December 8, 2024	Virginia	December 8, 2019
Georgia	December 8, 2024	Oklahoma	December 3, 2023	Virginia Tech	November 26, 2019
Georgia Tech	December 7, 2014	Oklahoma State	December 3, 2023	Wake Forest	November 1, 2022
Houston	December 5, 2021	Oregon	December 8, 2024	Washington	December 3, 2023
Illinois	December 8, 2024	Oregon State	December 3, 2023	Washington State	November 12, 2024
Indiana	December 8, 2024	Penn State	December 8, 2024	West Virginia	December 2, 2018
Iowa	December 3, 2023	Pittsburgh	November 5, 2024	Western Michigan	December 4, 2016
Iowa State	December 8, 2024	Purdue	November 9, 2021	Wisconsin	November 23, 2021
Kansas	November 14, 2023	San Diego State	December 5, 2021		
Kansas State	November 26, 2024	San Jose State	December 20, 2020		

COLLEGE FOOTBALL PLAYOFF

SELECTION COMMITTEE RANKINGS AT A GLANCE

CFP SELECTION COMMITTEE RANKINGS BY CONFERENCE

NUMBER OF
APPEARANCES IN
THE CFP SELECTION
COMMITTEE RANKINGS
(66 TOTAL SINCE 2014-15)

CONFERENCE	NO.
Southeastern	381
Big Ten	307
Big 12	243
Pac-12	234
ACC	233
American	111
Independents	61
Mountain West	47
Sun Belt	17
Conference USA	10
Mid-American	8

TOP APPEARANCE IN
THE CFP SELECTION
COMMITTEE RANKINGS

CONFERENCE	HIGHEST RANKING
ACC	1
Big Ten	1
Southeastern	1
Big 12	2
Pac-12	2
Independents	3
American	4
Mountain West	9
Sun Belt	12
Mid-American	15
Conference USA	21

LATEST APPEARANCE IN
THE CFP SELECTION
COMMITTEE RANKINGS

CONFERENCE	LATEST RANKING
ACC	December 8, 2024
American	December 8, 2024
Big 12	December 8, 2024
Big Ten	December 8, 2024
Conference USA	December 3, 2023
Mid-American	December 4, 2016
Mountain West	December 8, 2024
Pac-12	November 12, 2024
Southeastern	December 8, 2024
Sun Belt	December 4, 2022
Independents	December 8, 2024

Notre Dame competed in the ACC for the 2020-21 season.

COLLEGE FOOTBALL PLAYOFF

WEEK-BY-WEEK SELECTION COMMITTEE RANKINGS: 2024

TEAM	NOV. 5	NOV. 12	NOV. 19	NOV. 26	DEC. 3	DEC. 8 SELECTION DAY
Oregon	1	1	1	1	1	1
Ohio State	2	2	2	2	6	6
Georgia	3	12	10	7	5	2
Miami	4	9	8	6	12	13
Texas	5	3	3	3	2	3
Penn State	6	4	4	4	3	4
Tennessee	7	7	11	8	7	7
Indiana	8	5	5	10	9	8
BYU	9	6	14	19	18	17
Notre Dame	10	8	6	5	4	5
Alabama	11	10	7	13	11	11
Boise State	12	13	12	11	10	9
SMU	13	14	13	9	8	10
Texas A&M	14	15	15	20	NR	NR
LSU	15	22	NR	NR	NR	NR
Ole Miss	16	11	9	14	13	14
Iowa State	17	NR	22	18	16	18
Pittsburgh	18	NR	NR	NR	NR	NR
Kansas State	19	16	NR	24	NR	NR
Colorado	20	17	16	25	23	23
Washington State	21	18	NR	NR	NR	NR
Louisville	22	19	NR	NR	NR	NR
Clemson	23	20	17	12	17	16
Missouri	24	23	23	21	19	19
Army	25	24	19	NR	24	22
South Carolina	NR	21	18	15	14	15
Tulane	NR	25	20	17	NR	NR
Arizona State	NR	NR	21	16	15	12
UNLV	NR	NR	24	22	20	24
Illinois	NR	NR	25	23	21	20
Syracuse	NR	NR	NR	NR	22	21
Memphis	NR	NR	NR	NR	25	25

COLLEGE FOOTBALL PLAYOFF

WEEK-BY-WEEK SELECTION COMMITTEE RANKINGS: 2024

WEEK 11
(NOVEMBER 5, 2024)

RANK	TEAM	RECORD
1.	Oregon	9-0
2.	Ohio State	7-1
3.	Georgia	7-1
4.	Miami	9-0
5.	Texas	7-1
6.	Penn State	7-1
7.	Tennessee	7-1
8.	Indiana	9-0
9.	BYU	8-0
10.	Notre Dame	7-1
11.	Alabama	6-2
12.	Boise State	7-1
13.	SMU	8-1
14.	Texas A&M	7-2
15.	LSU	6-2
16.	Mississippi	7-2
17.	Iowa State	7-1
18.	Pittsburgh	7-1
19.	Kansas State	7-2
20.	Colorado	6-2
21.	Washington State	7-1
22.	Louisville	6-3
23.	Clemson	6-2
24.	Missouri	6-2
25.	Army	8-0

WEEK 12
(NOVEMBER 12, 2024)

RANK	TEAM	RECORD
1.	Oregon	10-0
2.	Ohio State	8-1
3.	Texas	8-1
4.	Penn State	8-1
5.	Indiana	10-0
6.	BYU	9-0
7.	Tennessee	8-1
8.	Notre Dame	8-1
9.	Miami	9-1
10.	Alabama	7-2
11.	Mississippi	8-2
12.	Georgia	7-2
13.	Boise State	8-1
14.	SMU	8-1
15.	Texas A&M	7-2
16.	Kansas State	7-2
17.	Colorado	7-2
18.	Washington State	8-1
19.	Louisville	6-3
20.	Clemson	7-2
21.	South Carolina	6-3
22.	LSU	6-3
23.	Missouri	7-2
24.	Army	9-0
25.	Tulane	8-2

WEEK 13
(NOVEMBER 19, 2024)

RANK	TEAM	RECORD
1.	Oregon	11-0
2.	Ohio State	9-1
3.	Texas	9-1
4.	Penn State	9-1
5.	Indiana	10-0
6.	Notre Dame	9-1
7.	Alabama	8-2
8.	Miami	9-1
9.	Mississippi	8-2
10.	Georgia	8-2
11.	Tennessee	8-2
12.	Boise State	9-1
13.	SMU	9-1
14.	BYU	9-1
15.	Texas A&M	8-2
16.	Colorado	8-2
17.	Clemson	8-2
18.	South Carolina	7-3
19.	Army	9-0
20.	Tulane	9-2
21.	Arizona State	8-2
22.	Iowa State	8-2
23.	Missouri	7-3
24.	UNLV	8-2
25.	Illinois	7-3

WEEK 14
(NOVEMBER 26, 2024)

RANK	TEAM	RECORD
1.	Oregon	11-0
2.	Ohio State	10-1
3.	Texas	10-1
4.	Penn State	10-1
5.	Notre Dame	10-1
6.	Miami	10-1
7.	Georgia	9-2
8.	Tennessee	9-2
9.	SMU	10-1
10.	Indiana	10-1
11.	Boise State	10-1
12.	Clemson	9-2
13.	Alabama	8-3
14.	Mississippi	8-3
15.	South Carolina	8-3
16.	Arizona State	9-2
17.	Tulane	9-2
18.	Iowa State	9-2
19.	BYU	9-2
20.	Texas A&M	8-3
21.	Missouri	8-3
22.	UNLV	9-2
23.	Illinois	8-3
24.	Kansas State	8-3
25.	Colorado	8-3

WEEK 15
(DECEMBER 3, 2023)

RANK	TEAM	RECORD
1.	Oregon	12-0
2.	Texas	11-1
3.	Penn State	11-1
4.	Notre Dame	11-1
5.	Georgia	10-2
6.	Ohio State	10-2
7.	Tennessee	10-2
8.	SMU	11-1
9.	Indiana	11-1
10.	Boise State	11-1
11.	Alabama	9-3
12.	Miami	10-2
13.	Ole Miss	9-3
14.	South Carolina	9-3
15.	Arizona State	10-2
16.	Iowa State	10-2
17.	Clemson	9-3
18.	BYU	10-2
19.	Missouri	9-3
20.	UNLV	10-2
21.	Illinois	9-3
22.	Syracuse	9-3
23.	Colorado	9-3
24.	Army	10-1
25.	Memphis	10-2

WEEK 15 - SELECTION DAY
(DECEMBER 8, 2024)

RANK	TEAM	RECORD
1.	Oregon	13-0
2.	Georgia	11-2
3.	Texas	11-2
4.	Penn State	11-2
5.	Notre Dame	11-1
6.	Ohio State	10-2
7.	Tennessee	10-2
8.	Indiana	11-1
9.	Boise State	12-1
10.	SMU	11-2
11.	Alabama	9-3
12.	Arizona State	11-2
13.	Miami	10-2
14.	Ole Miss	9-3
15.	South Carolina	9-3
16.	Clemson	10-3
17.	BYU	10-2
18.	Iowa State	10-3
19.	Missouri	9-3
20.	Illinois	9-3
21.	Syracuse	9-3
22.	Army	11-1
23.	Colorado	9-3
24.	UNLV	10-3
25.	Memphis	10-2

COLLEGE FOOTBALL PLAYOFF

WEEK-BY-WEEK SELECTION COMMITTEE RANKINGS: 2023

TEAM	OCT. 31	NOV. 7	NOV. 14	NOV. 21	NOV. 28	DEC. 3 SELECTION DAY
Ohio State	1	1	2	2	6	7
Georgia	2	2	1	1	1	6
Michigan	3	3	3	3	2	1
Florida State	4	4	4	5	4	5
Washington	5	5	5	4	3	2
Oregon	6	6	6	6	5	8
Texas	7	7	7	7	7	3
Alabama	8	8	8	8	8	4
Oklahoma	9	17	14	13	12	12
Mississippi	10	9	13	12	11	11
Penn State	11	10	12	11	10	10
Missouri	12	14	9	9	9	9
Louisville	13	11	10	10	14	15
LSU	14	19	15	14	13	13
Notre Dame	15	20	19	18	17	16
Oregon State	16	12	11	16	20	19
Tennessee	17	13	18	21	21	21
Utah	18	18	22	--	--	--
UCLA	19	--	--	--	--	--
Southern California	20	--	--	--	--	--
Kansas	21	16	25	--	--	--
Oklahoma State	22	15	23	20	18	20
Kansas State	23	25	21	19	25	25
Tulane	24	23	24	23	22	--
Air Force	25	--	--	--	--	--
Arizona	NR	21	17	15	15	14
Iowa	NR	22	16	17	16	17
North Carolina	NR	24	20	--	--	--
NC State	--	--	--	22	19	18
Clemson	--	--	--	24	23	22
Liberty	--	--	--	25	24	23
SMU	--	--	--	--	--	24

COLLEGE FOOTBALL PLAYOFF

WEEK-BY-WEEK SELECTION COMMITTEE RANKINGS: 2023

WEEK 10
(OCTOBER 31, 2023)

RANK	TEAM	RECORD
1.	Ohio State	8-0
2.	Georgia	8-0
3.	Michigan	8-0
4.	Florida State	8-0
5.	Washington	8-0
6.	Oregon	7-1
7.	Texas	7-1
8.	Alabama	7-1
9.	Oklahoma	7-1
10.	Mississippi	7-1
11.	Penn State	7-1
12.	Missouri	7-1
13.	Louisville	7-1
14.	LSU	6-2
15.	Notre Dame	7-2
16.	Oregon State	6-2
17.	Tennessee	6-2
18.	Utah	6-2
19.	UCLA	6-2
20.	Southern California	7-2
21.	Kansas	6-2
22.	Oklahoma State	6-2
23.	Kansas State	6-2
24.	Tulane	7-1
25.	Air Force	8-0

WEEK 11
(NOVEMBER 7, 2023)

RANK	TEAM	RECORD
1.	Ohio State	9-0
2.	Georgia	9-0
3.	Michigan	9-0
4.	Florida State	9-0
5.	Washington	9-0
6.	Oregon	8-1
7.	Texas	8-1
8.	Alabama	8-1
9.	Mississippi	8-1
10.	Penn State	8-1
11.	Louisville	8-1
12.	Oregon State	7-2
13.	Tennessee	7-2
14.	Missouri	7-2
15.	Oklahoma State	7-2
16.	Kansas	7-2
17.	Oklahoma	7-2
18.	Utah	7-2
19.	LSU	6-3
20.	Notre Dame	7-3
21.	Arizona	6-3
22.	Iowa	7-2
23.	Tulane	8-1
24.	North Carolina	7-2
25.	Kansas State	6-3

WEEK 12
(NOVEMBER 14, 2023)

RANK	TEAM	RECORD
1.	Georgia	10-0
2.	Ohio State	10-0
3.	Michigan	10-0
4.	Florida State	10-0
5.	Washington	10-0
6.	Oregon	9-1
7.	Texas	9-1
8.	Alabama	9-1
9.	Missouri	8-2
10.	Louisville	9-1
11.	Oregon State	8-2
12.	Penn State	8-2
13.	Mississippi	8-2
14.	Oklahoma	8-2
15.	LSU	7-3
16.	Iowa	8-2
17.	Arizona	7-3
18.	Tennessee	7-3
19.	Notre Dame	7-3
20.	North Carolina	8-2
21.	Kansas State	7-3
22.	Utah	7-3
23.	Oklahoma State	7-3
24.	Tulane	9-1
25.	Kansas	7-3

WEEK 13
(NOVEMBER 21, 2023)

RANK	TEAM	RECORD
1.	Georgia	11-0
2.	Ohio State	11-0
3.	Michigan	11-0
4.	Washington	11-0
5.	Florida State	11-0
6.	Oregon	10-1
7.	Texas	10-1
8.	Alabama	10-1
9.	Missouri	9-2
10.	Louisville	10-1
11.	Penn State	9-2
12.	Mississippi	9-2
13.	Oklahoma	9-2
14.	LSU	8-3
15.	Arizona	8-3
16.	Oregon State	8-3
17.	Iowa	9-2
18.	Notre Dame	8-3
19.	Kansas State	8-3
20.	Oklahoma State	8-3
21.	Tennessee	7-4
22.	NC State	8-3
23.	Tulane	10-1
24.	Clemson	7-4
25.	Liberty	11-0

WEEK 14
(NOVEMBER 28, 2023)

RANK	TEAM	RECORD
1.	Georgia	12-0
2.	Michigan	12-0
3.	Washington	12-0
4.	Florida State	12-0
5.	Oregon	11-1
6.	Ohio State	11-1
7.	Texas	11-1
8.	Alabama	11-1
9.	Missouri	10-2
10.	Penn State	10-2
11.	Mississippi	10-2
12.	Oklahoma	10-2
13.	LSU	9-3
14.	Louisville	10-2
15.	Arizona	9-3
16.	Iowa	10-2
17.	Notre Dame	9-3
18.	Oklahoma State	9-3
19.	NC State	9-3
20.	Oregon State	8-4
21.	Tennessee	8-4
22.	Tulane	11-1
23.	Clemson	8-4
24.	Liberty	12-0
25.	Kansas State	8-4

WEEK 15 - SELECTION DAY
(DECEMBER 3, 2023)

RANK	TEAM	RECORD
1.	Michigan	13-0
2.	Washington	13-0
3.	Texas	12-1
4.	Alabama	12-1
5.	Florida State	13-0
6.	Georgia	12-1
7.	Ohio State	11-1
8.	Oregon	11-2
9.	Missouri	10-2
10.	Penn State	10-2
11.	Mississippi	10-2
12.	Oklahoma	10-2
13.	LSU	9-3
14.	Arizona	9-3
15.	Louisville	10-3
16.	Notre Dame	9-3
17.	Iowa	10-3
18.	NC State	9-3
19.	Oregon State	8-4
20.	Oklahoma State	9-4
21.	Tennessee	8-4
22.	Clemson	8-4
23.	Liberty	13-0
24.	SMU	11-2
25.	Kansas State	8-4

COLLEGE FOOTBALL PLAYOFF

WEEK-BY-WEEK SELECTION COMMITTEE RANKINGS: 2022

TEAM	NOV. 1	NOV. 8	NOV. 15	NOV. 22	NOV. 29	DEC. 4 SELECTION DAY
Tennessee	1	5	5	10	7	6
Ohio State	2	2	2	2	5	4
Georgia	3	1	1	1	1	1
Clemson	4	10	9	8	9	7
Michigan	5	3	3	3	2	2
Alabama	6	9	8	7	6	5
TCU	7	4	4	4	3	3
Oregon	8	6	12	9	16	15
Southern California	9	8	7	6	4	10
LSU	10	7	6	5	14	17
Mississippi	11	11	14	20	--	--
UCLA	12	12	16	18	17	18
Kansas State	13	19	15	12	10	9
Utah	14	13	10	14	11	8
Penn State	15	14	11	11	8	11
Illinois	16	21	--	--	--	--
North Carolina	17	15	13	17	23	--
Oklahoma State	18	--	22	--	--	--
Tulane	19	17	21	19	18	16
Syracuse	20	--	--	--	--	--
Wake Forest	21	--	--	--	--	--
NC State	22	16	24	--	25	23
Oregon State	23	--	23	21	15	14
Texas	24	18	--	23	20	20
UCF	25	22	20	22	22	--
Notre Dame	--	20	18	15	21	21
Florida State	--	23	19	16	13	13
Kentucky	--	24	--	--	--	--
Washington	--	25	17	13	12	12
Cincinnati	--	--	25	24	--	--
Louisville	--	--	--	25	--	--
South Carolina	--	--	--	--	19	19
Mississippi State	--	--	--	--	24	22
Troy	--	--	--	--	--	24
UTSA	--	--	--	--	--	25

COLLEGE FOOTBALL PLAYOFF

WEEK-BY-WEEK SELECTION COMMITTEE RANKINGS: 2022

WEEK 10
(NOVEMBER 1, 2022)

RANK	TEAM	RECORD
1.	Tennessee	8-0
2.	Ohio State	8-0
3.	Georgia	8-0
4.	Clemson	8-0
5.	Michigan	8-0
6.	Alabama	7-1
7.	TCU	8-0
8.	Oregon	7-1
9.	Southern California	7-1
10.	LSU	6-2
11.	Mississippi	8-1
12.	UCLA	7-1
13.	Kansas State	6-2
14.	Utah	6-2
15.	Penn State	6-2
16.	Illinois	7-1
17.	North Carolina	7-1
18.	Oklahoma State	6-2
19.	Tulane	7-1
20.	Syracuse	6-2
21.	Wake Forest	6-2
22.	NC State	6-2
23.	Oregon State	6-2
24.	Texas	5-3
25.	UCF	6-2

WEEK 11
(NOVEMBER 8, 2022)

RANK	TEAM	RECORD
1.	Georgia	9-0
2.	Ohio State	9-0
3.	Michigan	9-0
4.	TCU	9-0
5.	Tennessee	8-1
6.	Oregon	8-1
7.	LSU	7-2
8.	Southern California	8-1
9.	Alabama	7-2
10.	Clemson	8-1
11.	Mississippi	8-1
12.	UCLA	8-1
13.	Utah	7-2
14.	Penn State	7-2
15.	North Carolina	8-1
16.	NC State	7-2
17.	Tulane	8-1
18.	Texas	6-3
19.	Kansas State	6-3
20.	Notre Dame	6-3
21.	Illinois	7-2
22.	UCF	7-2
23.	Florida State	6-3
24.	Kentucky	6-3
25.	Washington	7-2

WEEK 12
(NOVEMBER 15, 2022)

RANK	TEAM	RECORD
1.	Georgia	10-0
2.	Ohio State	10-0
3.	Michigan	10-0
4.	TCU	10-0
5.	Tennessee	9-1
6.	LSU	8-2
7.	Southern California	9-1
8.	Alabama	8-2
9.	Clemson	9-1
10.	Utah	8-2
11.	Penn State	8-2
12.	Oregon	8-2
13.	North Carolina	9-1
14.	Mississippi	8-2
15.	Kansas State	7-3
16.	UCLA	8-2
17.	Washington	8-2
18.	Notre Dame	7-3
19.	Florida State	7-3
20.	UCF	8-2
21.	Tulane	8-2
22.	Oklahoma State	7-3
23.	Oregon State	7-3
24.	NC State	7-3
25.	Cincinnati	8-2

WEEK 13
(NOVEMBER 22, 2022)

RANK	TEAM	RECORD
1.	Georgia	11-0
2.	Ohio State	11-0
3.	Michigan	11-0
4.	TCU	11-0
5.	LSU	9-2
6.	Southern California	10-1
7.	Alabama	9-2
8.	Clemson	10-1
9.	Oregon	9-2
10.	Tennessee	9-2
11.	Penn State	9-2
12.	Kansas State	8-3
13.	Washington	9-2
14.	Utah	8-3
15.	Notre Dame	8-3
16.	Florida State	8-3
17.	North Carolina	9-2
18.	UCLA	8-3
19.	Tulane	9-2
20.	Mississippi	8-3
21.	Oregon State	8-3
22.	UCF	8-3
23.	Texas	7-4
24.	Cincinnati	9-2
25.	Louisville	7-4

WEEK 14
(NOVEMBER 29, 2022)

RANK	TEAM	RECORD
1.	Georgia	12-0
2.	Michigan	12-0
3.	TCU	12-0
4.	Southern California	11-1
5.	Ohio State	11-1
6.	Alabama	10-2
7.	Tennessee	10-2
8.	Penn State	10-2
9.	Clemson	10-2
10.	Kansas State	9-3
11.	Utah	9-3
12.	Washington	10-2
13.	Florida State	9-3
14.	LSU	9-3
15.	Oregon State	9-3
16.	Oregon	9-3
17.	UCLA	9-3
18.	Tulane	10-2
19.	South Carolina	8-4
20.	Texas	8-4
21.	Notre Dame	8-4
22.	UCF	9-3
23.	North Carolina	9-3
24.	Mississippi State	8-4
25.	NC State	8-4

WEEK 15 - SELECTION DAY
(DECEMBER 4, 2022)

RANK	TEAM	RECORD
1.	Georgia	13-0
2.	Michigan	13-0
3.	TCU	12-1
4.	Ohio State	11-1
5.	Alabama	10-2
6.	Tennessee	10-2
7.	Clemson	11-2
8.	Utah	10-3
9.	Kansas State	10-3
10.	Southern California	11-2
11.	Penn State	10-2
12.	Washington	10-2
13.	Florida State	9-3
14.	Oregon State	9-3
15.	Oregon	9-3
16.	Tulane	11-2
17.	LSU	9-4
18.	UCLA	9-3
19.	South Carolina	8-4
20.	Texas	8-4
21.	Notre Dame	8-4
22.	Mississippi State	8-4
23.	NC State	8-4
24.	Troy	11-2
25.	UTSA	11-2

COLLEGE FOOTBALL PLAYOFF

WEEK-BY-WEEK SELECTION COMMITTEE RANKINGS: 2021

TEAM	NOV. 2	NOV. 9	NOV. 16	NOV. 23	NOV. 30	DEC. 5 SELECTION DAY
Georgia	1	1	1	1	1	3
Alabama	2	2	2	3	3	1
Michigan State	3	7	7	12	11	10
Oregon	4	3	3	11	10	14
Ohio State	5	4	4	2	7	6
Cincinnati	6	5	5	4	4	4
Michigan	7	6	6	5	2	2
Oklahoma	8	8	13	10	14	16
Wake Forest	9	12	10	18	16	17
Notre Dame	10	9	8	6	6	5
Oklahoma State	11	10	9	7	5	9
Baylor	12	13	11	8	9	7
Auburn	13	17	--	--	--	--
Texas A&M	14	11	16	15	25	25
BYU	15	14	14	13	12	13
Mississippi	16	15	12	9	8	8
Mississippi State	17	--	25	--	--	--
Kentucky	18	--	--	--	23	22
NC State	19	16	20	20	18	18
Minnesota	20	--	--	--	--	--
Wisconsin	21	18	15	14	--	--
Iowa	22	20	17	16	13	15
Fresno State	23	--	--	--	--	--
San Diego State	24	22	19	21	19	24
Pittsburgh	25	21	18	17	15	12
Purdue	--	19	--	--	--	--
UTSA	--	23	22	22	--	--
Utah	--	24	23	19	17	11
Arkansas	--	25	21	25	22	21
Houston	--	--	24	24	21	20
Clemson	--	--	--	23	20	19
Louisiana	--	--	--	--	24	23

COLLEGE FOOTBALL PLAYOFF

WEEK-BY-WEEK SELECTION COMMITTEE RANKINGS: 2021

WEEK 10
(NOVEMBER 2, 2021)

RANK	TEAM	RECORD
1.	Georgia	8-0
2.	Alabama	7-1
3.	Michigan State	8-0
4.	Oregon	7-1
5.	Ohio State	7-1
6.	Cincinnati	8-0
7.	Michigan	7-1
8.	Oklahoma	9-0
9.	Wake Forest	8-0
10.	Notre Dame	7-1
11.	Oklahoma State	7-1
12.	Baylor	7-1
13.	Auburn	6-2
14.	Texas A&M	6-2
15.	BYU	7-2
16.	Mississippi	6-2
17.	Mississippi State	5-3
18.	Kentucky	6-2
19.	NC State	6-2
20.	Minnesota	6-2
21.	Wisconsin	5-3
22.	Iowa	6-2
23.	Fresno State	7-2
24.	San Diego State	7-1
25.	Pittsburgh	6-2

WEEK 11
(NOVEMBER 9, 2021)

RANK	TEAM	RECORD
1.	Georgia	9-0
2.	Alabama	8-1
3.	Oregon	8-1
4.	Ohio State	8-1
5.	Cincinnati	9-0
6.	Michigan	8-1
7.	Michigan State	8-1
8.	Oklahoma	9-0
9.	Notre Dame	8-1
10.	Oklahoma State	8-1
11.	Texas A&M	7-2
12.	Wake Forest	8-1
13.	Baylor	7-2
14.	BYU	8-2
15.	Mississippi	7-2
16.	NC State	7-2
17.	Auburn	6-3
18.	Wisconsin	6-3
19.	Purdue	6-3
20.	Iowa	7-2
21.	Pittsburgh	7-2
22.	San Diego State	8-1
23.	UTSA	9-0
24.	Utah	6-3
25.	Arkansas	6-3

WEEK 12
(NOVEMBER 16, 2021)

RANK	TEAM	RECORD
1.	Georgia	10-0
2.	Alabama	9-1
3.	Oregon	9-1
4.	Ohio State	9-1
5.	Cincinnati	10-0
6.	Michigan	9-1
7.	Michigan State	9-1
8.	Notre Dame	9-1
9.	Oklahoma State	9-1
10.	Wake Forest	9-1
11.	Baylor	8-2
12.	Mississippi	8-2
13.	Oklahoma	9-1
14.	BYU	8-2
15.	Wisconsin	7-3
16.	Texas A&M	7-3
17.	Iowa	8-2
18.	Pittsburgh	8-2
19.	San Diego State	9-1
20.	NC State	7-3
21.	Arkansas	7-3
22.	UTSA	10-0
23.	Utah	7-3
24.	Houston	9-1
25.	Mississippi State	6-4

WEEK 13
(NOVEMBER 23, 2021)

RANK	TEAM	RECORD
1.	Georgia	11-0
2.	Ohio State	10-1
3.	Alabama	10-1
4.	Cincinnati	11-0
5.	Michigan	10-1
6.	Notre Dame	10-1
7.	Oklahoma State	10-1
8.	Baylor	9-2
9.	Mississippi	9-2
10.	Oklahoma	10-1
11.	Oregon	9-2
12.	Michigan State	9-2
13.	BYU	9-2
14.	Wisconsin	8-3
15.	Texas A&M	8-3
16.	Iowa	9-2
17.	Pittsburgh	9-2
18.	Wake Forest	9-2
19.	Utah	8-3
20.	NC State	8-3
21.	San Diego State	10-1
22.	UTSA	11-0
23.	Clemson	8-3
24.	Houston	10-1
25.	Arkansas	7-4

WEEK 14
(NOVEMBER 30, 2021)

RANK	TEAM	RECORD
1.	Georgia	12-0
2.	Michigan	11-1
3.	Alabama	11-1
4.	Cincinnati	12-0
5.	Oklahoma State	11-1
6.	Notre Dame	11-1
7.	Ohio State	10-2
8.	Mississippi	10-2
9.	Baylor	10-2
10.	Oregon	10-2
11.	Michigan State	10-2
12.	BYU	10-2
13.	Iowa	10-2
14.	Oklahoma	10-2
15.	Pittsburgh	10-2
16.	Wake Forest	10-2
17.	Utah	9-3
18.	NC State	9-3
19.	San Diego State	11-1
20.	Clemson	9-3
21.	Houston	11-1
22.	Arkansas	8-4
23.	Kentucky	9-3
24.	Louisiana	11-1
25.	Texas A&M	8-4

WEEK 15 - SELECTION DAY
(DECEMBER 5, 2021)

RANK	TEAM	RECORD
1.	Alabama	12-1
2.	Michigan	12-1
3.	Georgia	12-1
4.	Cincinnati	13-0
5.	Notre Dame	11-1
6.	Ohio State	10-2
7.	Baylor	11-2
8.	Mississippi	10-2
9.	Oklahoma State	11-2
10.	Michigan State	10-2
11.	Utah	10-3
12.	Pittsburgh	11-2
13.	BYU	10-2
14.	Oregon	10-3
15.	Iowa	10-3
16.	Oklahoma	10-2
17.	Wake Forest	10-3
18.	NC State	9-3
19.	Clemson	9-3
20.	Houston	11-2
21.	Arkansas	8-4
22.	Kentucky	9-3
23.	Louisiana	12-1
24.	San Diego State	11-2
25.	Texas A&M	8-4

COLLEGE FOOTBALL PLAYOFF

WEEK-BY-WEEK SELECTION COMMITTEE RANKINGS: 2020

TEAM	NOV. 24	DEC. 1	DEC. 8	DEC. 15	DEC. 20 SELECTION DAY
Alabama	1	1	1	1	1
Notre Dame	2	2	2	2	4
Clemson	3	3	3	3	2
Ohio State	4	4	4	4	3
Texas A&M	5	5	5	5	5
Florida	6	6	6	7	7
Cincinnati	7	7	8	9	8
Northwestern	8	14	14	14	14
Georgia	9	8	9	8	9
Miami (FL)	10	10	10	18	18
Oklahoma	11	11	11	10	6
Indiana	12	12	12	11	11
Iowa State	13	9	7	6	10
BYU	14	13	18	17	16
Oregon	15	23	--	--	25
Wisconsin	16	16	--	--	--
Texas	17	--	20	20	20
Southern California	18	20	15	13	17
North Carolina	19	17	17	15	13
Coastal Carolina	20	18	13	12	12
Marshall	21	21	--	--	--
Auburn	22	--	--	--	--
Oklahoma State	23	15	22	21	21
Iowa	24	19	16	16	15
Tulsa	25	24	24	23	24
Washington	--	22	--	--	--
Louisiana	--	25	19	19	19
Colorado	--	--	21	25	--
NC State	--	--	23	22	23
Missouri	--	--	25	--	--
San Jose State	--	--	--	24	22

COLLEGE FOOTBALL PLAYOFF

WEEK-BY-WEEK SELECTION COMMITTEE RANKINGS: 2020

WEEK 13
(NOVEMBER 24, 2020)

RANK	TEAM	RECORD
1.	Alabama	7-0
2.	Notre Dame	8-0
3.	Clemson	7-1
4.	Ohio State	4-0
5.	Texas A&M	5-1
6.	Florida	6-1
7.	Cincinnati	8-0
8.	Northwestern	5-0
9.	Georgia	5-2
10.	Miami (FL)	7-1
11.	Oklahoma	6-2
12.	Indiana	4-1
13.	Iowa State	6-2
14.	BYU	9-0
15.	Oregon	3-0
16.	Wisconsin	2-1
17.	Texas	5-2
18.	Southern California	3-0
19.	North Carolina	6-2
20.	Coastal Carolina	8-0
21.	Marshall	7-0
22.	Auburn	5-2
23.	Oklahoma State	5-2
24.	Iowa	3-2
25.	Tulsa	5-1

WEEK 14
(DECEMBER 1, 2020)

RANK	TEAM	RECORD
1.	Alabama	8-0
2.	Notre Dame	9-0
3.	Clemson	8-1
4.	Ohio State	4-0
5.	Texas A&M	6-1
6.	Florida	7-1
7.	Cincinnati	8-0
8.	Georgia	6-2
9.	Iowa State	7-2
10.	Miami (FL)	7-1
11.	Oklahoma	6-2
12.	Indiana	5-1
13.	BYU	9-0
14.	Northwestern	5-1
15.	Oklahoma State	6-2
16.	Wisconsin	2-1
17.	North Carolina	6-3
18.	Coastal Carolina	9-0
19.	Iowa	4-2
20.	Southern California	3-0
21.	Marshall	7-0
22.	Washington	3-0
23.	Oregon	3-1
24.	Tulsa	5-1
25.	Louisiana	8-1

WEEK 15
(DECEMBER 8, 2020)

RANK	TEAM	RECORD
1.	Alabama	9-0
2.	Notre Dame	10-0
3.	Clemson	9-1
4.	Ohio State	5-0
5.	Texas A&M	7-1
6.	Florida	8-1
7.	Iowa State	8-2
8.	Cincinnati	8-0
9.	Georgia	6-2
10.	Miami (FL)	8-1
11.	Oklahoma	7-2
12.	Indiana	6-1
13.	Coastal Carolina	10-0
14.	Northwestern	5-1
15.	Southern California	4-0
16.	Iowa	5-2
17.	North Carolina	7-3
18.	BYU	9-1
19.	Louisiana	9-1
20.	Texas	6-3
21.	Colorado	4-0
22.	Oklahoma State	6-3
23.	NC State	8-3
24.	Tulsa	6-1
25.	Missouri	5-3

WEEK 16
(DECEMBER 15, 2020)

RANK	TEAM	RECORD
1.	Alabama	10-0
2.	Notre Dame	10-0
3.	Clemson	9-1
4.	Ohio State	5-0
5.	Texas A&M	7-1
6.	Iowa State	8-2
7.	Florida	8-2
8.	Georgia	7-2
9.	Cincinnati	8-0
10.	Oklahoma	7-2
11.	Indiana	6-1
12.	Coastal Carolina	11-0
13.	Southern California	5-0
14.	Northwestern	6-1
15.	North Carolina	8-3
16.	Iowa	6-2
17.	BYU	10-1
18.	Miami (FL)	8-2
19.	Louisiana	9-1
20.	Texas	6-3
21.	Oklahoma State	7-3
22.	NC State	8-3
23.	Tulsa	6-1
24.	San Jose State	6-0
25.	Colorado	4-1

WEEK 17 - SELECTION DAY
(DECEMBER 20, 2020)

RANK	TEAM	RECORD
1.	Alabama	11-0
2.	Clemson	10-1
3.	Ohio State	6-0
4.	Notre Dame	10-1
5.	Texas A&M	8-1
6.	Oklahoma	8-2
7.	Florida	8-3
8.	Cincinnati	9-0
9.	Georgia	7-2
10.	Iowa State	8-3
11.	Indiana	6-1
12.	Coastal Carolina	11-0
13.	North Carolina	8-3
14.	Northwestern	6-2
15.	Iowa	6-2
16.	BYU	10-1
17.	Southern California	5-1
18.	Miami (FL)	8-2
19.	Louisiana	9-1
20.	Texas	6-3
21.	Oklahoma State	7-3
22.	San Jose State	7-0
23.	NC State	8-3
24.	Tulsa	6-2
25.	Oregon	4-2

COLLEGE FOOTBALL PLAYOFF

WEEK-BY-WEEK SELECTION COMMITTEE RANKINGS: 2019

TEAM	NOV. 5	NOV. 12	NOV. 19	NOV. 26	DEC. 3	DEC. 8 SELECTION DAY
Ohio State	1	2	2	1	1	2
LSU	2	1	1	2	2	1
Alabama	3	5	5	5	12	13
Penn State	4	9	8	10	10	10
Clemson	5	3	3	3	3	3
Georgia	6	4	4	4	4	5
Oregon	7	6	6	14	13	6
Utah	8	7	7	6	5	11
Oklahoma	9	10	9	7	6	4
Florida	10	11	11	11	9	9
Auburn	11	12	15	15	11	12
Baylor	12	13	14	9	7	7
Wisconsin	13	14	12	12	8	8
Michigan	14	15	13	13	14	14
Notre Dame	15	16	16	16	15	15
Kansas State	16	24	--	--	--	--
Minnesota	17	8	10	8	18	18
Iowa	18	20	17	17	16	16
Wake Forest	19	--	--	--	--	--
Cincinnati	20	17	19	19	20	21
Memphis	21	18	18	18	17	17
Boise State	22	21	20	20	19	19
Oklahoma State	23	22	21	21	25	25
Navy	24	23	--	--	24	23
SMU	25	--	25	--	--	--
Texas	--	19	--	--	--	--
Appalachian State	--	25	24	25	21	20
Iowa State	--	--	22	23	--	--
Southern California	--	--	23	22	22	22
Virginia Tech	--	--	--	24	--	--
Virginia	--	--	--	--	23	24

COLLEGE FOOTBALL PLAYOFF

WEEK-BY-WEEK SELECTION COMMITTEE RANKINGS: 2019

WEEK 10
(NOVEMBER 5, 2019)

RANK	TEAM	RECORD
1.	Ohio State	8-0
2.	LSU	8-0
3.	Alabama	8-0
4.	Penn State	8-0
5.	Clemson	9-0
6.	Georgia	7-1
7.	Oregon	8-1
8.	Utah	8-1
9.	Oklahoma	7-1
10.	Florida	7-2
11.	Auburn	7-2
12.	Baylor	8-0
13.	Wisconsin	6-2
14.	Michigan	7-2
15.	Notre Dame	6-2
16.	Kansas State	6-2
17.	Minnesota	8-0
18.	Iowa	6-2
19.	Wake Forest	7-1
20.	Cincinnati	7-1
21.	Memphis	8-1
22.	Boise State	7-1
23.	Oklahoma State	6-3
24.	Navy	7-1
25.	SMU	8-1

WEEK 11
(NOVEMBER 12, 2019)

RANK	TEAM	RECORD
1.	LSU	9-0
2.	Ohio State	9-0
3.	Clemson	10-0
4.	Georgia	8-1
5.	Alabama	8-1
6.	Oregon	8-1
7.	Utah	8-1
8.	Minnesota	9-0
9.	Penn State	8-1
10.	Oklahoma	8-1
11.	Florida	8-2
12.	Auburn	7-2
13.	Baylor	9-0
14.	Wisconsin	7-2
15.	Michigan	7-2
16.	Notre Dame	7-2
17.	Cincinnati	8-1
18.	Memphis	8-1
19.	Texas	6-3
20.	Iowa	6-3
21.	Boise State	8-1
22.	Oklahoma State	6-3
23.	Navy	7-1
24.	Kansas State	6-3
25.	Appalachian State	8-1

WEEK 12
(NOVEMBER 19, 2019)

RANK	TEAM	RECORD
1.	LSU	10-0
2.	Ohio State	10-0
3.	Clemson	11-0
4.	Georgia	9-1
5.	Alabama	9-1
6.	Oregon	9-1
7.	Utah	9-1
8.	Penn State	9-1
9.	Oklahoma	9-1
10.	Minnesota	9-1
11.	Florida	9-2
12.	Wisconsin	8-2
13.	Michigan	8-2
14.	Baylor	9-1
15.	Auburn	7-3
16.	Notre Dame	8-2
17.	Iowa	7-3
18.	Memphis	9-1
19.	Cincinnati	9-1
20.	Boise State	9-1
21.	Oklahoma State	7-3
22.	Iowa State	6-4
23.	Southern California	7-4
24.	Appalachian State	9-1
25.	SMU	9-1

WEEK 13
(NOVEMBER 26, 2019)

RANK	TEAM	RECORD
1.	Ohio State	11-0
2.	LSU	11-0
3.	Clemson	11-0
4.	Georgia	10-1
5.	Alabama	10-1
6.	Utah	10-1
7.	Oklahoma	10-1
8.	Minnesota	10-1
9.	Baylor	10-1
10.	Penn State	9-2
11.	Florida	9-2
12.	Wisconsin	9-2
13.	Michigan	9-2
14.	Oregon	9-2
15.	Auburn	8-3
16.	Notre Dame	9-2
17.	Iowa	8-3
18.	Memphis	10-1
19.	Cincinnati	10-1
20.	Boise State	10-1
21.	Oklahoma State	8-3
22.	Southern California	8-4
23.	Iowa State	7-4
24.	Virginia Tech	8-3
25.	Appalachian State	10-1

WEEK 14
(DECEMBER 3, 2019)

RANK	TEAM	RECORD
1.	Ohio State	12-0
2.	LSU	12-0
3.	Clemson	12-0
4.	Georgia	11-1
5.	Utah	11-1
6.	Oklahoma	11-1
7.	Baylor	11-1
8.	Wisconsin	10-2
9.	Florida	10-2
10.	Penn State	10-2
11.	Auburn	9-3
12.	Alabama	10-2
13.	Oregon	10-2
14.	Michigan	9-3
15.	Notre Dame	10-2
16.	Iowa	9-3
17.	Memphis	11-1
18.	Minnesota	10-2
19.	Boise State	11-1
20.	Cincinnati	10-2
21.	Appalachian State	11-1
22.	Southern California	8-4
23.	Virginia	9-3
24.	Navy	9-2
25.	Oklahoma State	8-4

WEEK 15 - SELECTION DAY
(DECEMBER 8, 2019)

RANK	TEAM	RECORD
1.	LSU	13-0
2.	Ohio State	13-0
3.	Clemson	13-0
4.	Oklahoma	12-1
5.	Georgia	11-2
6.	Oregon	11-2
7.	Baylor	11-2
8.	Wisconsin	10-3
9.	Florida	10-2
10.	Penn State	10-2
11.	Utah	11-2
12.	Auburn	9-3
13.	Alabama	10-2
14.	Michigan	9-3
15.	Notre Dame	10-2
16.	Iowa	9-3
17.	Memphis	12-1
18.	Minnesota	10-2
19.	Boise State	12-1
20.	Appalachian State	12-1
21.	Cincinnati	10-3
22.	Southern California	8-4
23.	Navy	9-2
24.	Virginia	9-4
25.	Oklahoma State	8-4

COLLEGE FOOTBALL PLAYOFF

WEEK-BY-WEEK SELECTION COMMITTEE RANKINGS: 2018

TEAM	OCT. 30	NOV. 6	NOV. 13	NOV. 20	NOV. 27	DEC. 2 SELECTION DAY
Alabama	1	1	1	1	1	1
Clemson	2	2	2	2	2	2
LSU	3	7	7	7	10	11
Notre Dame	4	3	3	3	3	3
Michigan	5	4	4	4	7	7
Georgia	6	5	5	5	4	5
Oklahoma	7	6	6	6	5	4
Washington State	8	8	8	8	13	13
Kentucky	9	11	17	15	15	14
Ohio State	10	10	10	10	6	6
Florida	11	15	13	11	9	10
UCF	12	12	11	9	8	8
West Virginia	13	9	9	13	16	16
Penn State	14	20	14	12	12	12
Utah	15	--	19	17	17	17
Iowa	16	21	--	--	--	--
Texas	17	19	15	14	14	15
Mississippi State	18	16	21	18	18	18
Syracuse	19	13	12	20	20	20
Texas A&M	20	--	--	22	19	19
NC State	21	14	--	--	--	--
Boston College	22	17	20	--	--	--
Fresno State	23	23	--	--	25	21
Iowa State	24	22	16	25	23	24
Virginia	25	--	--	--	--	--
Michigan State	--	18	--	--	--	--
Auburn	--	24	--	--	--	--
Washington	--	25	18	16	11	9
Northwestern	--	--	22	19	21	22
Utah State	--	--	23	24	--	--
Cincinnati	--	--	24	--	--	--
Boise State	--	--	25	23	22	25
Pittsburgh	--	--	--	24	--	--
Missouri	--	--	--	--	24	23

COLLEGE FOOTBALL PLAYOFF

WEEK-BY-WEEK SELECTION COMMITTEE RANKINGS: 2018

WEEK 9
(OCTOBER 30, 2018)

RANK	TEAM	RECORD
1.	Alabama	8-0
2.	Clemson	8-0
3.	LSU	7-1
4.	Notre Dame	8-0
5.	Michigan	7-1
6.	Georgia	7-1
7.	Oklahoma	7-1
8.	Washington State	7-1
9.	Kentucky	7-1
10.	Ohio State	7-1
11.	Florida	6-2
12.	UCF	7-0
13.	West Virginia	6-1
14.	Penn State	6-2
15.	Utah	6-2
16.	Iowa	6-2
17.	Texas	6-2
18.	Mississippi State	5-3
19.	Syracuse	6-2
20.	Texas A&M	5-3
21.	NC State	5-2
22.	Boston College	6-2
23.	Fresno State	7-1
24.	Iowa State	4-3
25.	Virginia	6-2

WEEK 10
(NOVEMBER 6, 2018)

RANK	TEAM	RECORD
1.	Alabama	9-0
2.	Clemson	9-0
3.	Notre Dame	9-0
4.	Michigan	8-1
5.	Georgia	8-1
6.	Oklahoma	8-1
7.	LSU	7-2
8.	Washington State	8-1
9.	West Virginia	7-1
10.	Ohio State	8-1
11.	Kentucky	7-2
12.	UCF	8-0
13.	Syracuse	7-2
14.	NC State	6-2
15.	Florida	6-3
16.	Mississippi State	6-3
17.	Boston College	7-2
18.	Michigan State	6-3
19.	Texas	6-3
20.	Penn State	6-3
21.	Iowa	6-3
22.	Iowa State	5-3
23.	Fresno State	8-1
24.	Auburn	6-3
25.	Washington	7-3

WEEK 11
(NOVEMBER 13, 2018)

RANK	TEAM	RECORD
1.	Alabama	10-0
2.	Clemson	10-0
3.	Notre Dame	10-0
4.	Michigan	9-1
5.	Georgia	9-1
6.	Oklahoma	9-1
7.	LSU	8-2
8.	Washington State	9-1
9.	West Virginia	8-1
10.	Ohio State	9-1
11.	UCF	9-0
12.	Syracuse	8-2
13.	Florida	7-3
14.	Penn State	7-3
15.	Texas	7-3
16.	Iowa State	6-3
17.	Kentucky	7-3
18.	Washington	7-3
19.	Utah	7-3
20.	Boston College	7-3
21.	Mississippi State	6-4
22.	Northwestern	6-4
23.	Utah State	9-1
24.	Cincinnati	9-1
25.	Boise State	8-2

WEEK 12
(NOVEMBER 20, 2018)

RANK	TEAM	RECORD
1.	Alabama	11-0
2.	Clemson	11-0
3.	Notre Dame	11-0
4.	Michigan	10-1
5.	Georgia	10-1
6.	Oklahoma	10-1
7.	LSU	9-2
8.	Washington State	10-1
9.	UCF	10-0
10.	Ohio State	10-1
11.	Florida	8-3
12.	Penn State	8-3
13.	West Virginia	8-2
14.	Texas	8-3
15.	Kentucky	8-3
16.	Washington	8-3
17.	Utah	8-3
18.	Mississippi State	7-4
19.	Northwestern	7-4
20.	Syracuse	8-3
21.	Utah State	10-1
22.	Texas A&M	7-4
23.	Boise State	9-2
24.	Pittsburgh	7-4
25.	Iowa State	6-4

WEEK 13
(NOVEMBER 27, 2018)

RANK	TEAM	RECORD
1.	Alabama	12-0
2.	Clemson	12-0
3.	Notre Dame	12-0
4.	Georgia	11-1
5.	Oklahoma	11-1
6.	Ohio State	11-1
7.	Michigan	10-2
8.	UCF	11-0
9.	Florida	9-3
10.	LSU	9-3
11.	Washington	9-3
12.	Penn State	9-3
13.	Washington State	10-2
14.	Texas	9-3
15.	Kentucky	9-3
16.	West Virginia	8-3
17.	Utah	9-3
18.	Mississippi State	8-4
19.	Texas A&M	8-4
20.	Syracuse	9-3
21.	Northwestern	8-4
22.	Boise State	10-2
23.	Iowa State	7-4
24.	Missouri	8-4
25.	Fresno State	10-2

WEEK 14 - SELECTION DAY
(DECEMBER 2, 2018)

RANK	TEAM	RECORD
1.	Alabama	13-0
2.	Clemson	13-0
3.	Notre Dame	12-0
4.	Oklahoma	12-1
5.	Georgia	11-2
6.	Ohio State	12-1
7.	Michigan	10-2
8.	UCF	12-0
9.	Washington	10-3
10.	Florida	9-3
11.	LSU	9-3
12.	Penn State	9-3
13.	Washington State	10-2
14.	Kentucky	9-3
15.	Texas	9-4
16.	West Virginia	8-3
17.	Utah	9-4
18.	Mississippi State	8-4
19.	Texas A&M	8-4
20.	Syracuse	9-3
21.	Fresno State	11-2
22.	Northwestern	8-5
23.	Missouri	8-4
24.	Iowa State	8-4
25.	Boise State	10-3

COLLEGE FOOTBALL PLAYOFF

WEEK-BY-WEEK SELECTION COMMITTEE RANKINGS: 2017

TEAM	OCT. 31	NOV. 7	NOV. 14	NOV. 21	NOV. 28	DEC. 3 SELECTION DAY
Georgia	1	1	7	7	6	3
Alabama	2	2	1	1	5	4
Notre Dame	3	3	8	8	15	14
Clemson	4	4	2	3	1	1
Oklahoma	5	5	4	4	3	2
Ohio State	6	13	9	9	8	5
Penn State	7	14	10	10	9	9
TCU	8	6	12	12	11	15
Wisconsin	9	8	5	5	4	6
Miami (FL)	10	7	3	2	7	10
Oklahoma State	11	15	13	19	19	19
Washington	12	9	18	17	13	11
Virginia Tech	13	17	--	25	22	22
Auburn	14	10	6	6	2	7
Iowa State	15	21	--	--	--	--
Mississippi State	16	16	16	14	23	23
Southern California	17	11	11	11	10	8
UCF	18	18	15	15	14	12
LSU	19	24	20	18	17	17
NC State	20	23	19	--	24	24
Stanford	21	--	22	21	12	13
Arizona	22	--	--	--	--	--
Memphis	23	22	21	20	20	20
Michigan State	24	12	17	16	16	16
Washington State	25	19	14	13	18	18
Iowa	--	20	--	--	--	--
Northwestern	--	25	23	22	21	21
Michigan	--	--	24	--	--	--
Boise State	--	--	25	23	--	25
South Carolina	--	--	--	24	--	--
Fresno State	--	--	--	--	25	--

COLLEGE FOOTBALL PLAYOFF

WEEK-BY-WEEK SELECTION COMMITTEE RANKINGS: 2017

WEEK 9
(OCTOBER 31, 2017)

RANK	TEAM	RECORD
1.	Georgia	8-0
2.	Alabama	8-0
3.	Notre Dame	7-1
4.	Clemson	7-1
5.	Oklahoma	7-1
6.	Ohio State	7-1
7.	Penn State	7-1
8.	TCU	7-1
9.	Wisconsin	8-0
10.	Miami (FL)	7-0
11.	Oklahoma State	7-1
12.	Washington	7-1
13.	Virginia Tech	7-1
14.	Auburn	6-2
15.	Iowa State	6-2
16.	Mississippi State	6-2
17.	Southern California	7-2
18.	UCF	7-0
19.	LSU	6-2
20.	NC State	6-2
21.	Stanford	6-2
22.	Arizona	6-2
23.	Memphis	7-1
24.	Michigan State	6-2
25.	Washington State	7-2

WEEK 10
(NOVEMBER 7, 2017)

RANK	TEAM	RECORD
1.	Georgia	9-0
2.	Alabama	9-0
3.	Notre Dame	8-1
4.	Clemson	8-1
5.	Oklahoma	8-1
6.	TCU	8-1
7.	Miami (FL)	8-0
8.	Wisconsin	9-0
9.	Washington	8-1
10.	Auburn	7-2
11.	Southern California	8-2
12.	Michigan State	7-2
13.	Ohio State	7-2
14.	Penn State	7-2
15.	Oklahoma State	7-2
16.	Mississippi State	7-2
17.	Virginia Tech	7-2
18.	UCF	8-0
19.	Washington State	8-2
20.	Iowa	6-3
21.	Iowa State	6-3
22.	Memphis	8-1
23.	NC State	6-3
24.	LSU	6-3
25.	Northwestern	6-3

WEEK 11
(NOVEMBER 14, 2017)

RANK	TEAM	RECORD
1.	Alabama	10-0
2.	Clemson	9-1
3.	Miami (FL)	9-0
4.	Oklahoma	9-1
5.	Wisconsin	10-0
6.	Auburn	8-2
7.	Georgia	9-1
8.	Notre Dame	8-2
9.	Ohio State	8-2
10.	Penn State	8-2
11.	Southern California	9-2
12.	TCU	8-2
13.	Oklahoma State	8-2
14.	Washington State	9-2
15.	UCF	9-0
16.	Mississippi State	7-3
17.	Michigan State	7-3
18.	Washington	8-2
19.	NC State	7-3
20.	LSU	7-3
21.	Memphis	8-1
22.	Stanford	7-3
23.	Northwestern	7-3
24.	Michigan	8-2
25.	Boise State	8-2

WEEK 12
(NOVEMBER 21, 2017)

RANK	TEAM	RECORD
1.	Alabama	11-0
2.	Miami (FL)	10-0
3.	Clemson	10-1
4.	Oklahoma	10-1
5.	Wisconsin	11-0
6.	Auburn	9-2
7.	Georgia	10-1
8.	Notre Dame	9-2
9.	Ohio State	9-2
10.	Penn State	9-2
11.	Southern California	10-2
12.	TCU	9-2
13.	Washington State	9-2
14.	Mississippi State	8-3
15.	UCF	10-0
16.	Michigan State	8-3
17.	Washington	9-2
18.	LSU	8-3
19.	Oklahoma State	8-3
20.	Memphis	9-1
21.	Stanford	8-3
22.	Northwestern	8-3
23.	Boise State	9-2
24.	South Carolina	8-3
25.	Virginia Tech	8-3

WEEK 13
(NOVEMBER 28, 2017)

RANK	TEAM	RECORD
1.	Clemson	11-1
2.	Auburn	10-2
3.	Oklahoma	11-1
4.	Wisconsin	12-0
5.	Alabama	11-1
6.	Georgia	11-1
7.	Miami (FL)	10-1
8.	Ohio State	10-2
9.	Penn State	10-2
10.	Southern California	10-2
11.	TCU	10-2
12.	Stanford	9-3
13.	Washington	10-2
14.	UCF	11-0
15.	Notre Dame	9-3
16.	Michigan State	9-3
17.	LSU	9-3
18.	Washington State	9-3
19.	Oklahoma State	9-3
20.	Memphis	10-1
21.	Northwestern	9-3
22.	Virginia Tech	9-3
23.	Mississippi State	8-4
24.	NC State	8-4
25.	Fresno State	9-3

WEEK 14 - SELECTION DAY
(DECEMBER 3, 2017)

RANK	TEAM	RECORD
1.	Clemson	12-1
2.	Oklahoma	12-1
3.	Georgia	12-1
4.	Alabama	11-1
5.	Ohio State	11-2
6.	Wisconsin	12-1
7.	Auburn	10-3
8.	Southern California	11-2
9.	Penn State	10-2
10.	Miami (FL)	10-2
11.	Washington	10-2
12.	UCF	12-0
13.	Stanford	9-4
14.	Notre Dame	9-3
15.	TCU	10-3
16.	Michigan State	9-3
17.	LSU	9-3
18.	Washington State	9-3
19.	Oklahoma State	9-3
20.	Memphis	10-2
21.	Northwestern	9-3
22.	Virginia Tech	9-3
23.	Mississippi State	8-4
24.	NC State	8-4
25.	Boise State	10-3

COLLEGE FOOTBALL PLAYOFF

WEEK-BY-WEEK SELECTION COMMITTEE RANKINGS: 2016

TEAM	NOV. 1	NOV. 8	NOV. 15	NOV. 22	NOV. 29	DEC. 4 SELECTION DAY
Alabama	1	1	1	1	1	1
Clemson	2	2	4	4	3	2
Michigan	3	3	3	3	5	6
Texas A&M	4	8	25	--	--	--
Washington	5	4	6	5	4	4
Ohio State	6	5	2	2	2	3
Louisville	7	6	5	11	13	13
Wisconsin	8	7	7	6	6	8
Auburn	9	9	15	13	14	14
Nebraska	10	19	18	16	--	--
Florida	11	--	23	15	15	17
Penn State	12	10	8	7	7	5
LSU	13	24	16	--	21	20
Oklahoma	14	11	9	8	9	7
Colorado	15	12	10	9	8	10
Utah	16	15	12	22	20	19
Baylor	17	--	--	--	--	--
Oklahoma State	18	13	11	10	10	12
Virginia Tech	19	14	--	--	23	22
West Virginia	20	16	14	18	16	16
North Carolina	21	17	--	--	--	--
Florida State	22	18	17	14	12	11
Western Michigan	23	21	21	21	17	15
Boise State	24	22	20	19	--	--
Washington State	25	23	22	23	--	--
Southern California	--	20	13	12	11	9
Arkansas	--	25	--	--	--	--
Tennessee	--	--	19	17	22	21
Stanford	--	--	24	24	18	18
Houston	--	--	--	20	24	--
Navy	--	--	--	25	19	25
Pittsburgh	--	--	--	--	25	23
Temple	--	--	--	--	--	24

COLLEGE FOOTBALL PLAYOFF

WEEK-BY-WEEK SELECTION COMMITTEE RANKINGS: 2016

WEEK 9
(NOVEMBER 1, 2016)

RANK	TEAM	RECORD
1.	Alabama	8-0
2.	Clemson	8-0
3.	Michigan	8-0
4.	Texas A&M	7-1
5.	Washington	8-0
6.	Ohio State	7-1
7.	Louisville	7-1
8.	Wisconsin	6-2
9.	Auburn	6-2
10.	Nebraska	7-1
11.	Florida	6-1
12.	Penn State	6-2
13.	LSU	5-2
14.	Oklahoma	6-2
15.	Colorado	6-2
16.	Utah	7-2
17.	Baylor	6-1
18.	Oklahoma State	6-2
19.	Virginia Tech	6-2
20.	West Virginia	6-1
21.	North Carolina	6-2
22.	Florida State	5-3
23.	Western Michigan	8-0
24.	Boise State	7-1
25.	Washington State	6-2

WEEK 10
(NOVEMBER 8, 2016)

RANK	TEAM	RECORD
1.	Alabama	9-0
2.	Clemson	9-0
3.	Michigan	9-0
4.	Washington	9-0
5.	Ohio State	8-1
6.	Louisville	8-1
7.	Wisconsin	7-2
8.	Texas A&M	7-2
9.	Auburn	7-2
10.	Penn State	7-2
11.	Oklahoma	7-2
12.	Colorado	7-2
13.	Oklahoma State	7-2
14.	Virginia Tech	7-2
15.	Utah	7-2
16.	West Virginia	7-1
17.	North Carolina	7-2
18.	Florida State	6-3
19.	Nebraska	7-2
20.	Southern California	6-3
21.	Western Michigan	9-0
22.	Boise State	8-1
23.	Washington State	7-2
24.	LSU	5-3
25.	Arkansas	6-3

WEEK 11
(NOVEMBER 15, 2016)

RANK	TEAM	RECORD
1.	Alabama	10-0
2.	Ohio State	9-1
3.	Michigan	9-1
4.	Clemson	9-1
5.	Louisville	9-1
6.	Washington	9-1
7.	Wisconsin	8-2
8.	Penn State	8-2
9.	Oklahoma	8-2
10.	Colorado	8-2
11.	Oklahoma State	8-2
12.	Utah	8-2
13.	Southern California	7-3
14.	West Virginia	8-1
15.	Auburn	7-3
16.	LSU	6-3
17.	Florida State	7-3
18.	Nebraska	8-2
19.	Tennessee	7-3
20.	Boise State	9-1
21.	Western Michigan	10-0
22.	Washington State	8-2
23.	Florida	7-2
24.	Stanford	7-3
25.	Texas A&M	7-3

WEEK 12
(NOVEMBER 22, 2016)

RANK	TEAM	RECORD
1.	Alabama	11-0
2.	Ohio State	10-1
3.	Michigan	10-1
4.	Clemson	10-1
5.	Washington	10-1
6.	Wisconsin	9-2
7.	Penn State	9-2
8.	Oklahoma	9-2
9.	Colorado	9-2
10.	Oklahoma State	9-2
11.	Louisville	9-2
12.	Southern California	8-3
13.	Auburn	8-3
14.	Florida State	8-3
15.	Florida	8-2
16.	Nebraska	9-2
17.	Tennessee	8-3
18.	West Virginia	8-2
19.	Boise State	10-1
20.	Houston	9-2
21.	Western Michigan	11-0
22.	Utah	8-3
23.	Washington State	8-3
24.	Stanford	8-3
25.	Navy	8-2

WEEK 13
(NOVEMBER 29, 2016)

RANK	TEAM	RECORD
1.	Alabama	12-0
2.	Ohio State	11-1
3.	Clemson	11-1
4.	Washington	11-1
5.	Michigan	10-2
6.	Wisconsin	10-2
7.	Penn State	10-2
8.	Colorado	10-2
9.	Oklahoma	9-2
10.	Oklahoma State	9-2
11.	Southern California	9-3
12.	Florida State	9-3
13.	Louisville	9-3
14.	Auburn	8-4
15.	Florida	8-3
16.	West Virginia	9-2
17.	Western Michigan	12-0
18.	Stanford	9-3
19.	Navy	9-2
20.	Utah	8-4
21.	LSU	7-4
22.	Tennessee	8-4
23.	Virginia Tech	9-3
24.	Houston	9-3
25.	Pittsburgh	8-4

WEEK 14 - SELECTION DAY
(DECEMBER 4, 2016)

RANK	TEAM	RECORD
1.	Alabama	13-0
2.	Clemson	12-1
3.	Ohio State	11-1
4.	Washington	12-1
5.	Penn State	11-2
6.	Michigan	10-2
7.	Oklahoma	10-2
8.	Wisconsin	10-3
9.	Southern California	9-3
10.	Colorado	10-3
11.	Florida State	9-3
12.	Oklahoma State	9-3
13.	Louisville	9-3
14.	Auburn	8-4
15.	Western Michigan	13-0
16.	West Virginia	10-2
17.	Florida	8-4
18.	Stanford	9-3
19.	Utah	8-4
20.	LSU	7-4
21.	Tennessee	8-4
22.	Virginia Tech	9-4
23.	Pittsburgh	8-4
24.	Temple	10-3
25.	Navy	9-3

COLLEGE FOOTBALL PLAYOFF

WEEK-BY-WEEK SELECTION COMMITTEE RANKINGS: 2015

TEAM	NOV. 3	NOV. 10	NOV. 17	NOV. 24	DEC. 1	DEC. 6 SELECTION DAY
Clemson	1	1	1	1	1	1
LSU	2	9	15	--	21	20
Ohio State	3	3	3	8	6	7
Alabama	4	2	2	2	2	2
Notre Dame	5	4	4	6	8	8
Baylor	6	6	10	7	12	17
Michigan State	7	13	9	5	5	3
TCU	8	15	18	19	11	11
Iowa	9	5	5	4	4	5
Florida	10	11	8	12	18	19
Stanford	11	7	11	9	7	6
Utah	12	10	13	23	24	22
Memphis	13	21	21	--	--	--
Oklahoma State	14	8	6	11	17	16
Oklahoma	15	12	7	3	3	4
Florida State	16	16	14	13	9	9
Michigan	17	14	12	10	15	14
Mississippi	18	--	22	18	13	12
Texas A&M	19	--	--	--	--	--
Mississippi State	20	17	--	21	--	--
Northwestern	21	18	20	16	14	13
Temple	22	22	--	25	22	24
UCLA	23	19	--	22	--	--
Toledo	24	--	--	24	--	--
Houston	25	24	19	--	19	18
Navy	--	20	16	15	23	21
North Carolina	--	23	17	14	10	10
Wisconsin	--	25	25	--	--	--
Oregon	--	--	23	17	16	15
Southern California	--	--	24	--	20	25
Washington State	--	--	--	20	--	--
Tennessee	--	--	--	--	25	23

COLLEGE FOOTBALL PLAYOFF

WEEK-BY-WEEK SELECTION COMMITTEE RANKINGS: 2015

WEEK 9
(NOVEMBER 3, 2015)

RANK	TEAM	RECORD
1.	Clemson	8-0
2.	LSU	7-0
3.	Ohio State	8-0
4.	Alabama	7-1
5.	Notre Dame	7-1
6.	Baylor	7-0
7.	Michigan State	8-0
8.	TCU	8-0
9.	Iowa	8-0
10.	Florida	7-1
11.	Stanford	7-1
12.	Utah	7-1
13.	Memphis	8-0
14.	Oklahoma State	8-0
15.	Oklahoma	7-1
16.	Florida State	7-1
17.	Michigan	6-2
18.	Mississippi	7-2
19.	Texas A&M	6-2
20.	Mississippi State	6-2
21.	Northwestern	6-2
22.	Temple	7-1
23.	UCLA	6-2
24.	Toledo	7-0
25.	Houston	8-0

WEEK 10
(NOVEMBER 10, 2015)

RANK	TEAM	RECORD
1.	Clemson	9-0
2.	Alabama	8-1
3.	Ohio State	9-0
4.	Notre Dame	8-1
5.	Iowa	9-0
6.	Baylor	8-0
7.	Stanford	8-1
8.	Oklahoma State	9-0
9.	LSU	7-1
10.	Utah	8-1
11.	Florida	8-1
12.	Oklahoma	8-1
13.	Michigan State	8-1
14.	Michigan	7-2
15.	TCU	8-1
16.	Florida State	7-2
17.	Mississippi State	7-2
18.	Northwestern	7-2
19.	UCLA	7-2
20.	Navy	7-1
21.	Memphis	8-1
22.	Temple	8-1
23.	North Carolina	8-1
24.	Houston	9-0
25.	Wisconsin	8-2

WEEK 11
(NOVEMBER 17, 2015)

RANK	TEAM	RECORD
1.	Clemson	10-0
2.	Alabama	9-1
3.	Ohio State	10-0
4.	Notre Dame	9-1
5.	Iowa	10-0
6.	Oklahoma State	10-0
7.	Oklahoma	9-1
8.	Florida	9-1
9.	Michigan State	9-1
10.	Baylor	8-1
11.	Stanford	8-2
12.	Michigan	8-2
13.	Utah	8-2
14.	Florida State	8-2
15.	LSU	7-2
16.	Navy	8-1
17.	North Carolina	9-1
18.	TCU	9-1
19.	Houston	10-0
20.	Northwestern	8-2
21.	Memphis	8-2
22.	Mississippi	7-3
23.	Oregon	7-3
24.	Southern California	7-3
25.	Wisconsin	8-2

WEEK 12
(NOVEMBER 24, 2015)

RANK	TEAM	RECORD
1.	Clemson	11-0
2.	Alabama	10-1
3.	Oklahoma	10-1
4.	Iowa	11-0
5.	Michigan State	10-1
6.	Notre Dame	10-1
7.	Baylor	9-1
8.	Ohio State	10-1
9.	Stanford	9-2
10.	Michigan	9-2
11.	Oklahoma State	10-1
12.	Florida	10-1
13.	Florida State	9-2
14.	North Carolina	10-1
15.	Navy	9-1
16.	Northwestern	9-2
17.	Oregon	8-3
18.	Mississippi	8-3
19.	TCU	9-2
20.	Washington State	8-3
21.	Mississippi State	8-3
22.	UCLA	8-3
23.	Utah	8-3
24.	Toledo	9-1
25.	Temple	9-2

WEEK 13
(DECEMBER 1, 2015)

RANK	TEAM	RECORD
1.	Clemson	12-0
2.	Alabama	11-1
3.	Oklahoma	11-1
4.	Iowa	12-0
5.	Michigan State	11-1
6.	Ohio State	11-1
7.	Stanford	10-2
8.	Notre Dame	10-2
9.	Florida State	10-2
10.	North Carolina	11-1
11.	TCU	10-2
12.	Baylor	9-2
13.	Mississippi	9-3
14.	Northwestern	10-2
15.	Michigan	9-3
16.	Oregon	9-3
17.	Oklahoma State	10-2
18.	Florida	10-2
19.	Houston	11-1
20.	Southern California	8-4
21.	LSU	8-3
22.	Temple	10-2
23.	Navy	9-2
24.	Utah	9-3
25.	Tennessee	8-4

WEEK 14 - SELECTION DAY
(DECEMBER 6, 2015)

RANK	TEAM	RECORD
1.	Clemson	13-0
2.	Alabama	12-1
3.	Michigan State	12-1
4.	Oklahoma	11-1
5.	Iowa	12-1
6.	Stanford	11-2
7.	Ohio State	11-1
8.	Notre Dame	10-2
9.	Florida State	10-2
10.	North Carolina	11-2
11.	TCU	10-2
12.	Mississippi	9-3
13.	Northwestern	10-2
14.	Michigan	9-3
15.	Oregon	9-3
16.	Oklahoma State	10-2
17.	Baylor	9-3
18.	Houston	12-1
19.	Florida	10-3
20.	LSU	8-3
21.	Navy	9-2
22.	Utah	9-3
23.	Tennessee	8-4
24.	Temple	10-3
25.	Southern California	8-5

COLLEGE FOOTBALL PLAYOFF

WEEK-BY-WEEK SELECTION COMMITTEE RANKINGS: 2014

TEAM	OCT. 28	NOV. 4	NOV. 11	NOV. 18	NOV. 25	DEC. 2	DEC. 7 SELECTION DAY
Mississippi State	1	1	1	4	4	10	7
Florida State	2	2	3	3	3	4	3
Auburn	3	3	9	14	15	19	19
Mississippi	4	11	10	8	19	12	9
Oregon	5	4	2	2	2	2	2
Alabama	6	5	5	1	1	1	1
TCU	7	6	4	5	5	3	6
Michigan State	8	8	12	11	10	8	8
Kansas State	9	7	13	12	12	9	11
Notre Dame	10	10	18	--	--	--	--
Georgia	11	20	15	10	9	13	13
Arizona	12	19	14	15	11	7	10
Baylor	13	12	7	7	7	6	5
Arizona State	14	9	6	13	13	17	15
Nebraska	15	13	16	23	--	--	--
Ohio State	16	14	8	6	6	5	4
Utah	17	17	23	17	25	23	22
Oklahoma	18	15	--	21	20	20	--
LSU	19	16	17	--	--	24	23
West Virginia	20	23	--	--	--	--	--
Clemson	21	21	19	22	21	18	17
UCLA	22	18	11	9	8	15	14
East Carolina	23	--	--	--	--	--	--
Duke	24	22	21	--	--	--	--
Louisville	25	--	--	24	22	21	21
Georgia Tech	--	24	22	18	16	11	12
Wisconsin	--	25	20	16	14	13	18
Texas A&M	--	--	24	--	--	--	--
Minnesota	--	--	25	25	18	--	25
Southern California	--	--	--	19	--	25	24
Missouri	--	--	--	20	17	16	16
Boise State	--	--	--	--	23	22	20
Marshall	--	--	--	--	24	--	--

COLLEGE FOOTBALL PLAYOFF

WEEK-BY-WEEK SELECTION COMMITTEE RANKINGS: 2014

WEEK 10
(OCTOBER 28, 2014)

RANK	TEAM	RECORD
1.	Mississippi State	7-0
2.	Florida State	7-0
3.	Auburn	6-1
4.	Mississippi	7-1
5.	Oregon	7-1
6.	Alabama	7-1
7.	TCU	6-1
8.	Michigan State	7-1
9.	Kansas State	6-1
10.	Notre Dame	6-1
11.	Georgia	6-1
12.	Arizona	6-1
13.	Baylor	6-1
14.	Arizona State	6-1
15.	Nebraska	7-1
16.	Ohio State	6-1
17.	Utah	6-1
18.	Oklahoma	5-2
19.	LSU	7-2
20.	West Virginia	6-2
21.	Clemson	6-2
22.	UCLA	6-2
23.	East Carolina	6-1
24.	Duke	6-1
25.	Louisville	6-2

WEEK 11
(NOVEMBER 4, 2014)

RANK	TEAM	RECORD
1.	Mississippi State	8-0
2.	Florida State	8-0
3.	Auburn	7-1
4.	Oregon	8-1
5.	Alabama	7-1
6.	TCU	7-1
7.	Kansas State	7-1
8.	Michigan State	7-1
9.	Arizona State	7-1
10.	Notre Dame	7-1
11.	Mississippi	7-2
12.	Baylor	7-1
13.	Nebraska	8-1
14.	Ohio State	7-1
15.	Oklahoma	6-2
16.	LSU	7-2
17.	Utah	6-2
18.	UCLA	7-2
19.	Arizona	6-2
20.	Georgia	6-2
21.	Clemson	6-2
22.	Duke	7-1
23.	West Virginia	6-3
24.	Georgia Tech	7-2
25.	Wisconsin	6-2

WEEK 12
(NOVEMBER 11, 2014)

RANK	TEAM	RECORD
1.	Mississippi State	9-0
2.	Oregon	9-1
3.	Florida State	9-0
4.	TCU	8-1
5.	Alabama	8-1
6.	Arizona State	8-1
7.	Baylor	8-1
8.	Ohio State	8-1
9.	Auburn	7-2
10.	Mississippi	8-2
11.	UCLA	8-2
12.	Michigan State	7-2
13.	Kansas State	7-2
14.	Arizona	7-2
15.	Georgia	7-2
16.	Nebraska	8-1
17.	LSU	7-3
18.	Notre Dame	7-2
19.	Clemson	7-2
20.	Wisconsin	7-2
21.	Duke	8-1
22.	Georgia Tech	8-2
23.	Utah	6-3
24.	Texas A&M	7-3
25.	Minnesota	7-2

WEEK 13
(NOVEMBER 18, 2014)

RANK	TEAM	RECORD
1.	Alabama	9-1
2.	Oregon	9-1
3.	Florida State	10-0
4.	Mississippi State	9-1
5.	TCU	9-1
6.	Ohio State	9-1
7.	Baylor	8-1
8.	Mississippi	8-2
9.	UCLA	8-2
10.	Georgia	8-2
11.	Michigan State	8-2
12.	Kansas State	7-2
13.	Arizona State	8-2
14.	Auburn	7-3
15.	Arizona	8-2
16.	Wisconsin	8-2
17.	Utah	7-3
18.	Georgia Tech	9-2
19.	Southern California	7-3
20.	Missouri	8-2
21.	Oklahoma	7-3
22.	Clemson	7-3
23.	Nebraska	8-2
24.	Louisville	7-3
25.	Minnesota	7-3

WEEK 14
(NOVEMBER 25, 2014)

RANK	TEAM	RECORD
1.	Alabama	10-1
2.	Oregon	10-1
3.	Florida State	11-0
4.	Mississippi State	10-1
5.	TCU	9-1
6.	Ohio State	10-1
7.	Baylor	9-1
8.	UCLA	9-2
9.	Georgia	9-2
10.	Michigan State	9-2
11.	Arizona	9-2
12.	Kansas State	8-2
13.	Arizona State	9-2
14.	Wisconsin	9-2
15.	Auburn	8-3
16.	Georgia Tech	9-2
17.	Missouri	9-2
18.	Minnesota	8-3
19.	Mississippi	8-3
20.	Oklahoma	8-3
21.	Clemson	8-3
22.	Louisville	8-3
23.	Boise State	9-2
24.	Marshall	11-0
25.	Utah	7-4

WEEK 15
(DECEMBER 2, 2014)

RANK	TEAM	RECORD
1.	Alabama	11-1
2.	Oregon	11-1
3.	TCU	10-1
4.	Florida State	12-0
5.	Ohio State	11-1
6.	Baylor	10-1
7.	Arizona	10-2
8.	Michigan State	10-2
9.	Kansas State	9-2
10.	Mississippi State	10-2
11.	Georgia Tech	10-2
12.	Mississippi	9-3
13.	Wisconsin	10-2
14.	Georgia	9-3
15.	UCLA	9-3
16.	Missouri	10-2
17.	Arizona State	9-3
18.	Clemson	9-3
19.	Auburn	8-4
20.	Oklahoma	8-3
21.	Louisville	9-3
22.	Boise State	10-2
23.	Utah	8-4
24.	LSU	8-4
25.	Southern California	8-4

COLLEGE FOOTBALL PLAYOFF

WEEK-BY-WEEK SELECTION COMMITTEE RANKINGS: 2014

WEEK 16 - SELECTION DAY
(DECEMBER 7, 2014)

RANK	TEAM	RECORD
1.	Alabama	12-1
2.	Oregon	12-1
3.	Florida State	13-0
4.	Ohio State	12-1
5.	Baylor	11-1
6.	TCU	11-1
7.	Mississippi State	10-2
8.	Michigan State	10-2
9.	Mississippi	9-3
10.	Arizona	10-3
11.	Kansas State	9-3
12.	Georgia Tech	10-3
13.	Georgia	9-3
14.	UCLA	9-3
15.	Arizona State	9-3
16.	Missouri	10-3
17.	Clemson	9-3
18.	Wisconsin	10-3
19.	Auburn	8-4
20.	Boise State	11-2
21.	Louisville	9-3
22.	Utah	8-4
23.	LSU	8-4
24.	Southern California	8-4
25.	Minnesota	8-4

COLLEGE FOOTBALL PLAYOFF

ALL-TIME SELECTION COMMITTEE RANKINGS APPEARANCES

A total of 88 teams have appeared in the 66 CFP Selection Committee rankings since the fall of 2014. Each team's highest ranking is in **bold**.

AIR FORCE

One appearances, highest at No. 25

2023 Oct. 31 25

ALABAMA

66 appearances, highest at No. 1 (24 times)

2014 Oct. 28 6

Nov. 4 5

Nov. 11 5

Nov. 18 1

Nov. 25 1

Dec. 2 1

Dec. 7 – Selection Day 1

2015 Nov. 3 4

Nov. 10 2

Nov. 17 2

Nov. 24 2

Dec. 1 2

Dec. 6 – Selection Day 2

2016 **Nov. 1 1**

Nov. 8 1

Nov. 15 1

Nov. 22 1

Nov. 29 1

Dec. 4 – Selection Day 1

2017 Oct. 31 2

Nov. 7 2

Nov. 14 1

Nov. 21 1

Nov. 28 5

Dec. 3 – Selection Day 4

2018 **Oct. 30 1**

Nov. 6 1

Nov. 13 1

Nov. 20 1

Nov. 27 1

Dec. 2 – Selection Day 1

2019 Nov. 5 3

Nov. 12 5

Nov. 19 5

Nov. 26 5

Dec. 3 12

Dec. 8 – Selection Day 13

2020 **Nov. 24 1**

Dec. 1 1

Dec. 8 1

Dec. 15 1

Dec. 20 – Selection Day 1

2021 Nov. 2 2

Nov. 9 2

Nov. 16 2

Nov. 23 3

Nov. 30 3

Dec. 5 – Selection Day 1

2022 Nov. 1 6

Nov. 8 9

Nov. 15 8

Nov. 22 7

Nov. 29 6

Dec. 4 – Selection Day 5

2023 Oct. 31 8

Nov. 7 8

Nov. 14 8

Nov. 21 8

Nov. 28 8

Dec. 3 – Selection Day 4

2024 Nov. 5 11

Nov. 12 10

Nov. 19 7

Nov. 26 13

Dec. 3 11

Dec. 8 – Selection Day 11

APPALACHIAN STATE

Five appearances, highest at No. 20

2019 Nov. 12 25

Nov. 19 24

Nov. 26 25

Dec. 3 21

Dec. 8 – Selection Day 20

ARIZONA

13 appearances, highest at No. 7

2014 Oct. 28 12

Nov. 4 19

Nov. 11 14

Nov. 18 15

Nov. 25 11

Dec. 2 7

Dec. 7 – Selection Day 10

2017 Oct. 31 22

2023 Nov. 7 21

Nov. 14 17

Nov. 21 15

Nov. 28 15

Dec. 3 – Selection Day 14

ARIZONA STATE

11 appearances, highest at No. 6

2014 Oct. 28 14

Nov. 4 9

Nov. 11 6

Nov. 18 13

Nov. 25 13

Dec. 2 17

Dec. 7 – Selection Day 15

2024 Nov. 19 21

Nov. 26 16

Dec. 3 15

Dec. 8 – Selection Day 12

ARKANSAS

Six appearances, highest at No. 21 (two times)

2016 Nov. 8 25

2021 Nov. 9 25

Nov. 16 21

2021 Nov. 23 25

Nov. 30 22

Dec. 5 – Selection Day 21

ARMY

Five appearances, highest at No. 19

2024 Nov. 5 25

Nov. 12 24

Nov. 19 19

Dec. 3 24

Dec. 8 – Selection Day 22

AUBURN

29 appearances, highest at No. 2

2014 Oct. 28 3

Nov. 4 3

Nov. 11 9

Nov. 18 14

Nov. 25 15

Dec. 2 19

Dec. 7 – Selection Day 19

2016 Nov. 1 9

Nov. 8 9

Nov. 15 15

Nov. 22 13

Nov. 29 14

Dec. 4 – Selection Day 14

2017 Oct. 31 14

Nov. 7 10

Nov. 14 6

Nov. 21 6

Nov. 28 2

Dec. 3 – Selection Day 7

2018 Nov. 6 24

2019 Nov. 5 11

Nov. 12 12

Nov. 19 15

Nov. 26 15

Dec. 3 11

Dec. 8 – Selection Day 12

2020 Nov. 24 22

2021 Nov. 2 13

Nov. 9 17

BAYLOR

26 appearances, highest at No. 5

2014 Oct. 28 13

Nov. 4 12

Nov. 11 7

Nov. 18 7

Nov. 25 7

COLLEGE FOOTBALL PLAYOFF

ALL-TIME SELECTION COMMITTEE RANKINGS APPEARANCES

	Dec. 2	6
	Dec. 7 – Selection Day	5
2015	Nov. 3	6
	Nov. 10	6
	Nov. 17	10
	Nov. 24	7
	Dec. 1	12
	Dec. 6 – Selection Day	17
2016	Nov. 1	17
2019	Nov. 5	12
	Nov. 12	13
	Nov. 19	14
	Nov. 26	9
	Dec. 3	7
	Dec. 8 – Selection Day	7
2021	Nov. 2	12
	Nov. 9	13
	Nov. 16	11
	Nov. 23	8
	Nov. 30	9
	Dec. 5 – Selection Day	7

BOISE STATE

26 appearances, highest at No. 9

2014	Nov. 25	23
	Dec. 2	22
	Dec. 7 – Selection Day	20
2016	Nov. 1	24
	Nov. 8	22
	Nov. 15	20
	Nov. 22	19
2017	Nov. 14	25
	Nov. 21	23
	Dec. 3 – Selection Day	25
2018	Nov. 13	25
	Nov. 20	23
	Nov. 27	22
	Dec. 2 – Selection Day	25
2019	Nov. 5	22
	Nov. 12	21
	Nov. 19	20
	Nov. 26	20
	Dec. 3	19
	Dec. 8 – Selection Day	19
2024	Nov. 5	12
	Nov. 12	13
	Nov. 19	12
	Nov. 26	11
	Dec. 3	10
	Dec. 8 – Selection Day	9

BOSTON COLLEGE

Three appearances, highest at No. 17

2018	Oct. 30	22
	Nov. 6	17
	Nov. 13	20

BYU

17 appearances, highest at No. 6

2020	Nov. 24	14
	Dec. 1	13
	Dec. 8	18
	Dec. 15	17
	Dec. 20 – Selection Day	16
2021	Nov. 2	15
	Nov. 9	14
	Nov. 16	14
	Nov. 23	13
	Nov. 30	12
	Dec. 5 – Selection Day	13
2024	Nov. 5	9
	Nov. 12	6
	Nov. 19	14
	Nov. 26	19
	Dec. 3	18
	Dec. 8 – Selection Day	17

CINCINNATI

20 appearances, highest at No. 4 (three times)

2018	Nov. 13	24
2019	Nov. 5	20
	Nov. 12	17
	Nov. 19	19
	Nov. 26	19
	Dec. 3	20
	Dec. 8 – Selection Day	21
2020	Nov. 24	7
	Dec. 1	7
	Dec. 8	8
	Dec. 15	9
	Dec. 20 – Selection Day	8
2021	Nov. 2	6
	Nov. 9	5
	Nov. 16	5
	Nov. 23	4
	Nov. 30	4
	Dec. 5 – Selection Day	4
2022	Nov. 15	25
	Nov. 22	24

CLEMSON

60 appearances, highest at No. 1 (eight times)

2014	Oct. 28	21
	Nov. 4	21
	Nov. 11	19
	Nov. 18	22
	Nov. 25	21
	Dec. 2	18
	Dec. 7 – Selection Day	17
2015	Nov. 3	1
	Nov. 10	1
	Nov. 17	1
	Nov. 24	1
	Dec. 1	1
	Dec. 6 – Selection Day	1

2016	Nov. 1	2
	Nov. 8	2
	Nov. 15	4
	Nov. 22	4
	Nov. 29	3
	Dec. 4 – Selection Day	2
2017	Oct. 31	4
	Nov. 7	4
	Nov. 14	2
	Nov. 21	3
	Nov. 28	1
	Dec. 3 – Selection Day	1
2018	Oct. 30	2
	Nov. 6	2
	Nov. 13	2
	Nov. 20	2
	Nov. 27	2
	Dec. 2 – Selection Day	2
2019	Nov. 5	5
	Nov. 12	3
	Nov. 19	3
	Nov. 26	3
	Dec. 3	3
	Dec. 8 – Selection Day	3
2020	Nov. 24	3
	Dec. 1	3
	Dec. 8	3
	Dec. 15	3
	Dec. 20 – Selection Day	2
2021	Nov. 23	23
	Nov. 30	20
	Dec. 5 – Selection Day	19
2022	Nov. 1	4
	Nov. 8	10
	Nov. 15	9
	Nov. 22	8
	Nov. 29	9
	Dec. 4 – Selection Day	7
2023	Nov. 21	24
	Nov. 28	23
	Dec. 3 – Selection Day	22
2024	Nov. 5	23
	Nov. 12	20
	Nov. 19	17
	Nov. 26	12
	Dec. 3	17
	Dec. 8 – Selection Day	16

COASTAL CAROLINA

Five appearances, highest at No. 12 (two times)

2020	Nov. 24	20
	Dec. 1	18
	Dec. 8	13
	Dec. 15	12
	Dec. 20 – Selection Day	12

COLLEGE FOOTBALL PLAYOFF

ALL-TIME SELECTION COMMITTEE RANKINGS APPEARANCES

COLORADO

14 appearances, highest at No. 8

2016	Nov. 1	15
	Nov. 8	12
	Nov. 15	10
	Nov. 22	9
	Nov. 29	8
	Dec. 4 – Selection Day	10
2020	Dec. 8	21
	Dec. 15	25
2024	Nov. 5	20
	Nov. 12	17
	Nov. 19	16
	Nov. 26	25
	Dec. 3	23
	Dec. 8 – Selection Day	23

DUKE

Three appearances, highest at No. 21

2014	Oct. 28	24
	Nov. 4	22
	Nov. 11	21

EAST CAROLINA

One appearance, highest at No. 23

2014	Oct. 28	23
------	---------	----

FLORIDA

28 appearances, highest at No. 6 (three times)

2015	Nov. 3	10
	Nov. 10	11
	Nov. 17	8
	Nov. 24	12
	Dec. 1	18
	Dec. 6 – Selection Day	19
2016	Nov. 1	11
	Nov. 15	23
	Nov. 22	15
	Nov. 29	15
	Dec. 4 – Selection Day	17
2018	Oct. 30	11
	Nov. 6	15
	Nov. 13	13
	Nov. 20	11
	Nov. 27	9
	Dec. 2 – Selection Day	10
2019	Nov. 5	10
	Nov. 12	11
	Nov. 19	11
	Nov. 26	11
	Dec. 3	9
	Dec. 8 – Selection Day	9
2020	Nov. 24	6
	Dec. 1	6
	Dec. 8	6
	Dec. 15	7
	Dec. 20 – Selection Day	7

FLORIDA STATE

30 appearances, highest at No. 2 (two times)

2014	Oct. 28	2
	Nov. 4	2
	Nov. 11	3
	Nov. 18	3
	Nov. 25	3
	Dec. 2	4
	Dec. 7 – Selection Day	3
2015	Nov. 3	16
	Nov. 10	16
	Nov. 17	14
	Nov. 24	13
	Dec. 1	9
	Dec. 6 – Selection Day	9
2016	Nov. 1	22
	Nov. 8	18
	Nov. 15	17
	Nov. 22	14
	Nov. 29	12
	Dec. 5 – Selection Day	11
2022	Nov. 8	23
	Nov. 15	19
	Nov. 22	16
	Nov. 29	13
	Dec. 4 - Selection Day	13
2023	Oct. 31	4
	Nov. 7	4
	Nov. 14	4
	Nov. 21	5
	Nov. 28	4
	Dec. 3 - Selection Day	5

FRESNO STATE

Six appearances, highest at No. 21

2017	Nov. 28	25
2018	Oct. 30	23
	Nov. 6	23
	Nov. 27	25
	Dec. 2 – Selection Day	21
2021	Nov. 2	23

GEORGIA

54 appearances, highest at No. 1 (15 times)

2014	Oct. 28	11
	Nov. 4	20
	Nov. 11	15
	Nov. 18	10
	Nov. 25	9
	Dec. 2	14
	Dec. 7 – Selection Day	13
2017	Oct. 31	1
	Nov. 7	1
	Nov. 14	7
	Nov. 21	7
	Nov. 28	6
	Dec. 3 – Selection Day	3
2018	Oct. 30	6
	Nov. 6	5

	Nov. 13	5
	Nov. 20	5
	Nov. 27	4
	Dec. 2 – Selection Day	5
2019	Nov. 5	6
	Nov. 12	4
	Nov. 19	4
	Nov. 26	4
	Dec. 3	4
	Dec. 8 – Selection Day	5
2020	Nov. 24	9
	Dec. 1	8
	Dec. 8	9
	Dec. 15	8
	Dec. 20 – Selection Day	9
2021	Nov. 2	1
	Nov. 9	1
	Nov. 16	1
	Nov. 23	1
	Nov. 30	1
	Dec. 5 – Selection Day	3
2022	Nov. 1	3
	Nov. 8	1
	Nov. 15	1
	Nov. 22	1
	Nov. 29	1
	Dec. 4 - Selection Day	1
2023	Oct. 31	2
	Nov. 7	2
	Nov. 14	1
	Nov. 21	1
	Nov. 28	1
	Dec. 3 - Selection Day	6
2024	Nov. 5	3
	Nov. 12	12
	Nov. 19	10
	Nov. 26	7
	Dec. 3	5
	Dec. 8 - Selection Day	2

GEORGIA TECH

Six appearances, highest at No. 11

2014	Nov. 4	24
	Nov. 11	22
	Nov. 18	18
	Nov. 25	16
	Dec. 2	11
	Dec. 7 – Selection Day	12

HOUSTON

11 appearances, highest at No. 18

2015	Nov. 3	25
	Nov. 10	24
	Nov. 17	19
	Dec. 1	19
	Dec. 6 – Selection Day	18
2016	Nov. 22	20
	Nov. 29	24
2021	Nov. 16	24

COLLEGE FOOTBALL PLAYOFF

ALL-TIME SELECTION COMMITTEE RANKINGS APPEARANCES

Nov. 23	24
Nov. 30	21
Dec. 5 – Selection Day	20

ILLINOIS

Six appearances, highest at No. 16

2022	Nov. 1	16
	Nov. 8	21
2024	Nov. 19	25
	Nov. 26	23
	Dec. 3	21
	Dec. 8 – Selection Day	20

INDIANA

11 appearances, highest at No. 5 (two times)

2020	Nov. 24	12
	Dec. 1	12
	Dec. 8	12
	Dec. 15	11
	Dec. 20 – Selection Day	11
2024	Nov. 5	8
	Nov. 12	5
	Nov. 19	5
	Nov. 26	10
	Dec. 3	9
	Dec. 8 – Selection Day	8

IOWA

31 appearances, highest at No. 4 (two times)

2015	Nov. 3	9
	Nov. 10	5
	Nov. 17	5
	Nov. 24	4
	Dec. 1	4
	Dec. 6 – Selection Day	5
2017	Nov. 7	20
2018	Oct. 30	16
	Nov. 6	21
2019	Nov. 5	18
	Nov. 12	20
	Nov. 19	17
	Nov. 26	17
	Dec. 3	16
	Dec. 8 – Selection Day	16
2020	Nov. 24	24
	Dec. 1	19
	Dec. 8	16
	Dec. 15	16
	Dec. 20 – Selection Day	15
2021	Nov. 2	22
	Nov. 9	20
	Nov. 16	17
	Nov. 23	16
	Nov. 30	13
	Dec. 5 – Selection Day	15
2023	Nov. 7	22
	Nov. 14	16
	Nov. 21	17
	Nov. 28	16

Dec. 4 - Selection Day	17
------------------------	----

IOWA STATE

20 appearances, highest at No. 6

2017	Oct. 31	15
	Nov. 7	21
2018	Oct. 30	24
	Nov. 6	22
	Nov. 13	16
	Nov. 20	25
	Nov. 27	23
	Dec. 2 – Selection Day	24
2019	Nov. 19	22
	Nov. 26	23
2020	Nov. 24	13
	Dec. 1	9
	Dec. 8	7
	Dec. 15	6
	Dec. 20 – Selection Day	10
2024	Nov. 5	17
	Nov. 19	22
	Nov. 26	18
	Dec. 3	16
	Dec. 8 – Selection Day	18

KANSAS

Three appearances, highest at No. 16

2023	Oct. 31	21
	Nov. 7	16
	Nov. 14	25

KANSAS STATE

24 appearances, highest at No. 7

2014	Oct. 28	9
	Nov. 4	7
	Nov. 11	13
	Nov. 18	12
	Nov. 25	12
	Dec. 2	9
	Dec. 7 – Selection Day	11
2019	Nov. 5	16
	Nov. 12	24
2022	Nov. 1	13
	Nov. 8	19
	Nov. 15	15
	Nov. 22	12
	Nov. 29	10
	Dec. 4 - Selection Day	9
2023	Oct. 31	23
	Nov. 7	25
	Nov. 14	21
	Nov. 21	19
	Nov. 28	25
	Dec. 3 - Selection Day	25
2024	Nov. 5	19
	Nov. 12	16
	Nov. 26	24

KENTUCKY

10 appearances, highest at No. 9

2018	Oct. 30	9
	Nov. 6	11
	Nov. 13	17
	Nov. 20	15
	Nov. 27	15
	Dec. 2 – Selection Day	14
2021	Nov. 2	18
2021	Nov. 30	23
	Dec. 5 – Selection Day	22
2022	Nov. 8	24

LIBERTY

Three appearances, highest at No. 23

2023	Nov. 21	25
	Nov. 28	24
	Dec. 3 - Selection Day	23

LOUISIANA

Six appearances, highest at No. 19 (three times)

2020	Dec. 1	25
	Dec. 8	19
	Dec. 15	19
	Dec. 20 – Selection Day	19
2021	Nov. 30	24
	Dec. 5 – Selection Day	23

LOUISVILLE

20 appearances, highest at No. 5

2014	Oct. 28	25
	Nov. 18	24
	Nov. 25	22
	Dec. 2	21
	Dec. 7 – Selection Day	21
2016	Nov. 1	7
	Nov. 8	6
	Nov. 15	5
	Nov. 22	11
	Nov. 29	13
	Dec. 4 – Selection Day	13
2022	Nov. 22	25
2023	Oct. 31	13
	Nov. 7	11
	Nov. 14	10
	Nov. 21	10
	Nov. 28	14
	Dec. 5 - Selection Day	15
2024	Nov. 5	22
	Nov. 12	19

LSU

47 appearances, highest at No. 1 (three times)

2014	Oct. 28	19
	Nov. 4	16
	Nov. 11	17
	Dec. 2	24
	Dec. 7 – Selection Day	23

COLLEGE FOOTBALL PLAYOFF

ALL-TIME SELECTION COMMITTEE RANKINGS APPEARANCES

2015	Nov. 3	2
	Nov. 10	9
	Nov. 17	15
	Dec. 1	21
	Dec. 6 – Selection Day	20
2016	Nov. 1	13
	Nov. 8	24
	Nov. 15	16
	Nov. 29	21
	Dec. 4 – Selection Day	20
2017	Oct. 31	19
	Nov. 7	24
	Nov. 14	20
	Nov. 21	18
	Nov. 28	17
2018	Dec. 3 – Selection Day	17
	Oct. 30	3
	Nov. 6	7
	Nov. 13	7
	Nov. 20	7
2019	Nov. 27	10
	Dec. 2 – Selection Day	11
	Nov. 5	2
	Nov. 12	1
	Nov. 19	1
2022	Nov. 26	2
	Dec. 3	2
	Dec. 8 – Selection Day	1
	Nov. 1	10
	Nov. 8	7
2023	Nov. 15	6
	Nov. 22	5
	Dec. 4 – Selection Day	17
	Oct. 31	14
	Nov. 7	19
2024	Nov. 14	15
	Nov. 21	14
	Nov. 28	13
	Dec. 3 – Selection Day	13
	Nov. 5	15

MARSHALL

Three appearances, highest at No. 21 (two times)

2014	Nov. 25	24
2020	Nov. 24	21
	Dec. 1	21

MEMPHIS

17 appearances, highest at No. 13

2015	Nov. 3	13
	Nov. 10	21
	Nov. 17	21
2017	Oct. 31	23
	Nov. 7	22
	Nov. 14	21
	Nov. 21	20
	Nov. 28	20

	Dec. 3 – Selection Day	20
2019	Nov. 5	21
	Nov. 12	18
	Nov. 19	18
	Nov. 26	18
	Dec. 3	17
2024	Dec. 8 – Selection Day	17
	Dec. 3	25
	Dec. 8 – Selection Day	25

MIAMI (FL)

17 appearances, highest at No. 2

2017	Oct. 31	10
	Nov. 7	7
	Nov. 14	3
	Nov. 21	2
	Nov. 28	7
2020	Dec. 3 – Selection Day	10
	Nov. 24	10
	Dec. 1	10
	Dec. 8	10
	Dec. 15	18
2024	Dec. 20 – Selection Day	18
	Nov. 5	4
	Nov. 12	9
	Nov. 19	8
	Nov. 26	6
	Dec. 3	12
	Dec. 8 – Selection Day	13

MICHIGAN

43 appearances, highest at No. 1

2015	Nov. 3	17
	Nov. 10	14
	Nov. 17	12
	Nov. 24	10
	Dec. 1	15
2016	Dec. 6 – Selection Day	14
	Nov. 1	3
	Nov. 8	3
	Nov. 15	3
	Nov. 22	3
2017	Nov. 29	5
	Dec. 4 – Selection Day	6
	Nov. 14	24
2018	Oct. 30	5
	Nov. 6	4
	Nov. 13	4
	Nov. 20	4
	Nov. 27	7
2019	Dec. 2 – Selection Day	7
	Nov. 5	14
	Nov. 12	15
	Nov. 19	13
	Nov. 26	13
2021	Dec. 3	14
	Dec. 8 – Selection Day	14
	Nov. 2	7
	Nov. 9	6

	Nov. 16	6
	Nov. 23	5
	Nov. 30	2
	Dec. 5 – Selection Day	2
2022	Nov. 1	5
	Nov. 8	3
	Nov. 15	3
	Nov. 22	3
	Nov. 29	2
2023	Dec. 4 – Selection Day	2
	Oct. 31	3
	Nov. 7	3
	Nov. 14	3
	Nov. 21	3
	Nov. 28	2
	Dec. 3 – Selection Day	1

MICHIGAN STATE

26 appearances, highest at No. 3 (two times)

2014	Oct. 28	8
	Nov. 4	8
	Nov. 11	12
	Nov. 18	11
	Nov. 25	10
2015	Dec. 2	8
	Dec. 7 – Selection Day	8
	Nov. 3	7
	Nov. 10	13
	Nov. 17	9
2017	Nov. 24	5
	Dec. 1	5
	Dec. 6 – Selection Day	3
	Oct. 31	24
	Nov. 7	12
2018	Nov. 14	17
	Nov. 21	16
	Nov. 28	16
	Dec. 3 – Selection Day	16
	Nov. 6	18
2021	Nov. 2	3
	Nov. 9	7
	Nov. 16	7
	Nov. 23	12
	Nov. 30	11
	Dec. 5 – Selection Day	10

MINNESOTA

11 appearances, highest at No. 8 (two times)

2014	Nov. 11	25
	Nov. 18	25
	Nov. 25	18
	Dec. 7 – Selection Day	25
	Nov. 5	17
2019	Nov. 12	8
	Nov. 19	10
	Nov. 26	8
	Dec. 3	18
	Dec. 8 – Selection Day	18
2021	Nov. 2	20

COLLEGE FOOTBALL PLAYOFF

ALL-TIME SELECTION COMMITTEE RANKINGS APPEARANCES

OLE MISS

34 appearances, highest at No. 4

2014	Oct. 28	4
	Nov. 4	11
	Nov. 11	10
	Nov. 18	8
	Nov. 25	19
	Dec. 2	12
	Dec. 7 – Selection Day	9
2015	Nov. 3	18
	Nov. 17	22
	Nov. 24	18
	Dec. 1	13
	Dec. 6 – Selection Day	12
2021	Nov. 2	16
	Nov. 9	15
	Nov. 16	12
	Nov. 23	9
	Nov. 30	8
	Dec. 5 – Selection Day	8
2022	Nov. 1	11
	Nov. 8	11
	Nov. 15	14
	Nov. 22	20
2023	Oct. 31	10
	Nov. 7	9
	Nov. 14	13
	Nov. 21	12
	Nov. 28	11
	Dec. 3 – Selection Day	11
2024	Nov. 5	16
	Nov. 12	11
	Nov. 19	9
	Nov. 26	14
	Dec. 3	13
	Dec. 8 – Selection Day	14

MISSISSIPPI STATE

26 appearances, highest at No. 1 (three times)

2014	Oct. 28	1
	Nov. 4	1
	Nov. 11	1
	Nov. 18	4
	Nov. 25	4
	Dec. 2	10
	Dec. 7 – Selection Day	7
2015	Nov. 3	20
	Nov. 10	17
	Nov. 24	21
2017	Oct. 31	16
	Nov. 7	16
	Nov. 14	16
	Nov. 21	14
	Nov. 28	23
	Dec. 3 – Selection Day	23
2018	Oct. 30	18
	Nov. 6	16
	Nov. 13	21

	Nov. 20	18
	Nov. 27	18
	Dec. 2 – Selection Day	18
2021	Nov. 2	17
	Nov. 16	25
2022	Nov. 29	24
	Dec. 4 – Selection Day	22

MISSOURI

19 appearances, highest at No. 9 (four times)

2014	Nov. 18	20
	Nov. 25	17
	Dec. 2	16
	Dec. 7 – Selection Day	16
2018	Nov. 27	24
	Dec. 2 – Selection Day	23
2020	Dec. 8	25
2023	Oct. 31	12
	Nov. 7	14
	Nov. 14	9
	Nov. 21	9
	Nov. 28	9
	Dec. 3 – Selection Day	9
2024	Nov. 5	24
	Nov. 12	23
	Nov. 19	23
	Nov. 26	21
	Dec. 3	19
	Dec. 8 – Selection Day	19

NAVY

12 appearances, highest at No. 15

2015	Nov. 10	20
	Nov. 17	16
	Nov. 24	15
	Dec. 1	23
	Dec. 6 – Selection Day	21
2016	Nov. 22	25
	Nov. 29	19
	Dec. 4 – Selection Day	25
2019	Nov. 5	24
	Nov. 12	23
	Dec. 3	24
	Dec. 8 – Selection Day	23

NC STATE

24 appearances, highest at No. 14

2017	Oct. 31	20
	Nov. 7	23
	Nov. 14	19
	Nov. 28	24
	Dec. 3 – Selection Day	24
2018	Oct. 30	21
	Nov. 6	14
2020	Dec. 8	23
	Dec. 15	22
	Dec. 20 – Selection Day	23
2021	Nov. 2	19
	Nov. 9	16

	Nov. 16	20
	Nov. 23	20
	Nov. 30	18
	Dec. 5 – Selection Day	18
2022	Nov. 1	22
	Nov. 8	16
	Nov. 15	24
	Nov. 29	25
	Dec. 4 – Selection Day	23
2023	Nov. 21	22
	Nov. 28	19
	Dec. 3 – Selection Day	18

NEBRASKA

Eight appearances, highest at No. 10

2014	Oct. 28	15
	Nov. 4	13
	Nov. 11	16
	Nov. 18	23
2016	Nov. 1	10
	Nov. 8	19
	Nov. 15	18
	Nov. 22	16

NORTH CAROLINA

19 appearances, highest at No. 10 (two times)

2015	Nov. 10	23
	Nov. 17	17
	Nov. 24	14
	Dec. 1	10
	Dec. 6 – Selection Day	10
2016	Nov. 1	21
	Nov. 8	17
2020	Nov. 24	19
	Dec. 1	17
	Dec. 8	17
	Dec. 15	15
	Dec. 20 – Selection Day	13
2022	Nov. 1	17
	Nov. 8	15
	Nov. 15	13
	Nov. 22	17
	Nov. 29	23
2023	Nov. 7	24
	Nov. 14	20

NORTHWESTERN

20 appearances, highest at No. 8

2015	Nov. 3	21
	Nov. 10	18
	Nov. 17	20
	Nov. 24	16
	Dec. 1	14
	Dec. 6 – Selection Day	13
2017	Nov. 7	25
	Nov. 14	23
	Nov. 21	22
	Nov. 28	21
	Dec. 3 – Selection Day	21

COLLEGE FOOTBALL PLAYOFF

ALL-TIME SELECTION COMMITTEE RANKINGS APPEARANCES

2018	Nov. 13	22
	Nov. 20	19
	Nov. 27	21
	Dec. 2 – Selection Day	22
2020	Nov. 24	8
	Dec. 1	14
	Dec. 8	14
	Dec. 15	14
	Dec. 20 – Selection Day	14

NOTRE DAME

55 appearances, highest at No. 2 (four times)

2014	Oct. 28	10
	Nov. 4	10
	Nov. 11	18
2015	Nov. 3	5
	Nov. 10	4
	Nov. 17	4
	Nov. 24	6
	Dec. 1	8
	Dec. 6 – Selection Day	8
2017	Oct. 31	3
	Nov. 7	3
	Nov. 14	8
	Nov. 21	8
	Nov. 28	15
	Dec. 3 – Selection Day	14
2018	Oct. 30	4
	Nov. 6	3
	Nov. 13	3
	Nov. 20	3
	Nov. 27	3
	Dec. 2 – Selection Day	3
2019	Nov. 5	15
	Nov. 12	16
	Nov. 19	16
	Nov. 26	16
	Dec. 3	15
	Dec. 8 – Selection Day	15
2020	Nov. 24	2
	Dec. 1	2
	Dec. 8	2
	Dec. 15	2
	Dec. 20 – Selection Day	4
2021	Nov. 2	10
	Nov. 9	9
	Nov. 16	8
	Nov. 23	6
	Nov. 30	6
	Dec. 5 – Selection Day	5
2022	Nov. 8	20
	Nov. 15	18
	Nov. 22	15
	Nov. 29	21
	Dec. 4 – Selection Day	21
2023	Oct. 31	15
	Nov. 7	20
	Nov. 14	19
	Nov. 21	18

	Nov. 28	17
	Dec. 3 – Selection Day	16
2024	Nov. 5	10
	Nov. 12	8
	Nov. 19	6
	Nov. 26	5
	Dec. 3	4
	Dec. 8 – Selection Day	5

OHIO STATE

66 appearances, highest at No. 1 (five times)

2014	Oct. 28	16
	Nov. 4	14
	Nov. 11	8
	Nov. 18	6
	Nov. 25	6
	Dec. 2	5
	Dec. 7 – Selection Day	4
2015	Nov. 3	3
	Nov. 10	3
	Nov. 17	3
	Nov. 24	8
	Dec. 1	6
	Dec. 6 – Selection Day	7
2016	Nov. 1	6
	Nov. 8	5
	Nov. 15	2
	Nov. 22	2
	Nov. 29	2
	Dec. 4 – Selection Day	3
2017	Oct. 31	6
	Nov. 7	13
	Nov. 14	9
	Nov. 21	9
	Nov. 28	8
	Dec. 3 – Selection Day	5
2018	Oct. 30	10
	Nov. 6	10
	Nov. 13	10
	Nov. 20	10
	Nov. 27	6
	Dec. 2 – Selection Day	6
2019	Nov. 5	1
	Nov. 12	2
	Nov. 19	2
	Nov. 26	1
	Dec. 3	1
	Dec. 8 – Selection Day	2
2020	Nov. 24	4
	Dec. 1	4
	Dec. 8	4
	Dec. 15	4
	Dec. 20 – Selection Day	3
2021	Nov. 2	5
	Nov. 9	4
	Nov. 16	4
	Nov. 23	2
	Nov. 30	7
	Dec. 5 – Selection Day	6

2022	Nov. 1	2
	Nov. 8	2
	Nov. 15	2
	Nov. 22	2
	Nov. 29	5
	Dec. 4 – Selection Day	4
2023	Oct. 31	1
	Nov. 7	1
	Nov. 14	2
	Nov. 21	2
	Nov. 28	6
	Dec. 3 – Selection Day	7
2024	Nov. 5	2
	Nov. 12	2
	Nov. 19	2
	Nov. 26	2
	Dec. 3	6
	Dec. 8 – Selection Day	6

OKLAHOMA

52 appearances, highest at No. 2

2014	Oct. 28	18
	Nov. 4	15
	Nov. 18	21
	Nov. 25	20
	Dec. 2	20
2015	Nov. 3	15
	Nov. 10	12
	Nov. 17	7
	Nov. 24	3
	Dec. 1	3
	Dec. 6 – Selection Day	4
2016	Nov. 1	14
	Nov. 8	11
	Nov. 15	9
	Nov. 22	8
	Nov. 29	9
	Dec. 4 – Selection Day	7
2017	Oct. 31	5
	Nov. 7	5
	Nov. 14	4
	Nov. 21	4
	Nov. 28	3
	Dec. 3 – Selection Day	2
2018	Oct. 30	7
	Nov. 6	6
	Nov. 13	6
	Nov. 20	6
	Nov. 27	5
	Dec. 2 – Selection Day	4
2019	Nov. 5	9
	Nov. 12	10
	Nov. 19	9
	Nov. 26	7
	Dec. 3	6
	Dec. 8 – Selection Day	4
2020	Nov. 24	11
	Dec. 1	11
	Dec. 8	11

COLLEGE FOOTBALL PLAYOFF

ALL-TIME SELECTION COMMITTEE RANKINGS APPEARANCES

	Dec. 15	10
	Dec. 20 – Selection Day	6
2021	Nov. 2	8
	Nov. 9	8
	Nov. 16	13
	Nov. 23	10
	Nov. 30	14
	Dec. 5 – Selection Day	16
2023	Oct. 31	9
	Nov. 7	17
	Nov. 14	14
	Nov. 21	13
	Nov. 28	12
	Dec. 3 - Selection Day	12

OKLAHOMA STATE

43 appearances, highest at No. 5

2015	Nov. 3	14
	Nov. 10	8
	Nov. 17	6
	Nov. 24	11
	Dec. 1	17
	Dec. 6 – Selection Day	16
2016	Nov. 1	18
	Nov. 8	13
	Nov. 15	11
	Nov. 22	10
	Nov. 29	10
	Dec. 4 – Selection Day	12
2017	Oct. 31	11
	Nov. 7	15
	Nov. 14	13
	Nov. 21	19
	Nov. 28	19
	Dec. 3 – Selection Day	19
2019	Nov. 5	23
	Nov. 12	22
	Nov. 19	21
	Nov. 26	21
	Dec. 3	25
	Dec. 8 – Selection Day	25
2020	Nov. 24	23
	Dec. 1	15
	Dec. 8	22
	Dec. 15	21
	Dec. 20 – Selection Day	21
2021	Nov. 2	11
	Nov. 9	10
	Nov. 16	9
	Nov. 23	7
	Nov. 30	5
	Dec. 20 – Selection Day	9
2022	Nov. 1	18
	Nov. 15	22
2023	Oct. 31	22
	Nov. 7	15
	Nov. 14	23
	Nov. 21	20
	Nov. 28	18

Dec. 3 - Selection Day	20
------------------------	----

OREGON

44 appearances, highest at No. 1 (six times)

2014	Oct. 28	5
	Nov. 4	4
	Nov. 11	2
	Nov. 18	2
	Nov. 25	2
	Dec. 2	2
	Dec. 7 – Selection Day	2
2015	Nov. 17	23
	Nov. 24	17
	Dec. 1	16
	Dec. 6 – Selection Day	15
2019	Nov. 5	7
	Nov. 12	6
	Nov. 19	6
	Nov. 26	14
	Dec. 3	13
	Dec. 8 – Selection Day	6
2020	Nov. 24	15
	Dec. 1	23
	Dec. 20 – Selection Day	25
2021	Nov. 2	4
	Nov. 9	3
	Nov. 16	3
	Nov. 23	11
	Nov. 30	10
	Dec. 5 – Selection Day	14
2022	Nov. 1	8
	Nov. 8	6
	Nov. 15	12
	Nov. 22	9
	Nov. 29	16
	Dec. 4	15
2023	Oct. 31	6
	Nov. 7	6
	Nov. 14	6
	Nov. 21	6
	Nov. 28	5
	Dec. 3 - Selection Day	8
2024	Nov. 5	1
	Nov. 12	1
	Nov. 19	1
	Nov. 26	1
	Dec. 3	1
	Dec. 8 - Selection Day	1

OREGON STATE

11 appearances, highest at No. 11

2022	Nov. 1	23
	Nov. 15	23
	Nov. 22	21
	Nov. 29	15
	Dec. 4 - Selection Day	14
2023	Oct. 31	16
	Nov. 7	12
	Nov. 14	11

Nov. 21	16
Nov. 28	20
Dec. 3 - Selection Day	19

PENN STATE

42 appearances, highest at No. 3

2016	Nov. 1	12
	Nov. 8	10
	Nov. 15	8
	Nov. 22	7
	Nov. 29	7
	Dec. 4 – Selection Day	5
2017	Oct. 31	7
	Nov. 7	14
	Nov. 14	10
	Nov. 21	10
	Nov. 28	9
	Dec. 3 – Selection Day	9
2018	Oct. 30	14
	Nov. 6	20
	Nov. 13	14
	Nov. 20	12
	Nov. 27	12
	Dec. 2 – Selection Day	12
2019	Nov. 5	4
	Nov. 12	9
	Nov. 19	8
	Nov. 26	10
	Dec. 3	10
	Dec. 8 – Selection Day	10
2022	Nov. 1	15
	Nov. 8	14
	Nov. 15	11
	Nov. 22	11
	Nov. 29	8
	Dec. 4 - Selection Day	11
2023	Oct. 31	11
	Nov. 7	10
	Nov. 14	12
	Nov. 21	11
	Nov. 28	10
	Dec. 3 - Selection Day	10
2024	Nov. 5	6
	Nov. 12	4
	Nov. 19	4
	Nov. 26	4
	Dec. 3	3
	Dec. 8 - Selection Day	4

PITTSBURGH

10 appearances, highest at No. 12

2016	Nov. 29	25
	Dec. 4 – Selection Day	23
2018	Nov. 20	24
2021	Nov. 2	25
	Nov. 9	21
	Nov. 16	18
	Nov. 23	17
	Nov. 30	15

COLLEGE FOOTBALL PLAYOFF

ALL-TIME SELECTION COMMITTEE RANKINGS APPEARANCES

	Dec. 5 – Selection Day	12
2024	Nov. 5	18

PURDUE

One appearance, highest at No. 19

2021	Nov. 9	19
-------------	---------------	-----------

SAN DIEGO STATE

Six appearances, highest at No. 19 (two times)

2021	Nov. 2	24
	Nov. 9	22
	Nov. 16	19
	Nov. 23	21
	Nov. 30	19
	Dec. 5 – Selection Day	24

SAN JOSE STATE

Two appearances, highest at No. 22

2020	Dec. 15	24
	Dec. 20 – Selection Day	22

SMU

Nine appearances, highest at No. 8

2019	Nov. 5	25
	Nov. 19	25
2023	Dec. 3 – Selection Day	24
2024	Nov. 5	13
	Nov. 12	14
	Nov. 19	13
	Nov. 26	9
	Dec. 3	8
	Dec. 8 – Selection Day	10

SOUTH CAROLINA

Seven appearances, highest at No. 14

2017	Nov. 21	24
2022	Nov. 29	19
	Dec. 4 - Selection Day	19
2024	Nov. 19	18
	Nov. 26	15
	Dec. 3	14
	Dec. 8 - Selection Day	15

SOUTHERN CALIFORNIA

33 appearances, highest at No. 4

2014	Nov. 18	19
	Dec. 2	25
	Dec. 7 – Selection Day	24
2015	Nov. 17	24
	Dec. 1	20
	Dec. 6 – Selection Day	25
2016	Nov. 8	20
	Nov. 15	13
	Nov. 22	12
	Nov. 29	11
	Dec. 4 – Selection Day	9
2017	Oct. 31	17
	Nov. 7	11
	Nov. 14	11

	Nov. 21	11
	Nov. 28	10
	Dec. 3 – Selection Day	8
2019	Nov. 19	23
	Nov. 26	22
	Dec. 3	22
	Dec. 8 – Selection Day	22
2020	Nov. 24	18
	Dec. 1	20
	Dec. 8	15
	Dec. 15	13
	Dec. 20 – Selection Day	17
2022	Nov. 1	9
	Nov. 8	8
	Nov. 15	7
	Nov. 22	6
	Nov. 29	4
	Dec. 4 – Selection Day	10
2023	Oct. 31	20

STANFORD

15 appearances, highest at No. 6

2015	Nov. 3	11
	Nov. 10	7
	Nov. 17	11
	Nov. 24	9
	Dec. 1	7
	Dec. 6 – Selection Day	6
2016	Nov. 15	24
	Nov. 22	24
	Nov. 29	18
	Dec. 4 – Selection Day	18
2017	Oct. 31	21
	Nov. 14	22
	Nov. 21	21
	Nov. 28	12
	Dec. 3 – Selection Day	13

SYRACUSE

Nine appearances, highest at No. 12

2018	Oct. 30	19
	Nov. 6	13
	Nov. 13	12
	Nov. 20	20
	Nov. 27	20
	Dec. 2 – Selection Day	20
2022	Nov. 1	20
2024	Dec. 3	22
	Dec. 8 – Selection Day	21

TCU

25 appearances, highest at No. 3 (three times)

2014	Oct. 28	7
	Nov. 4	6
	Nov. 11	4
	Nov. 18	5
	Nov. 25	5
	Dec. 2	3
	Dec. 7 – Selection Day	6

2015	Nov. 3	8
	Nov. 10	15
	Nov. 17	18
	Nov. 24	19
	Dec. 1	11
	Dec. 6 – Selection Day	11
2017	Oct. 31	8
	Nov. 7	6
	Nov. 14	12
	Nov. 21	12
	Nov. 28	11
	Dec. 3 – Selection Day	15
2022	Nov. 1	7
	Nov. 8	4
	Nov. 15	4
	Nov. 22	4
	Nov. 29	3
	Dec. 4 – Selection Day	3

TEMPLE

Six appearances, highest at No. 22 (three times)

2015	Nov. 3	22
	Nov. 10	22
	Nov. 24	25
	Dec. 1	22
	Dec. 6 – Selection Day	24
2016	Dec. 4 – Selection Day	24

TENNESSEE

24 appearances, highest at No. 1

2015	Dec. 1	25
	Dec. 6 – Selection Day	23
2016	Nov. 15	19
	Nov. 22	17
	Nov. 29	22
	Dec. 4 – Selection Day	21
2022	Nov. 1	1
	Nov. 8	5
	Nov. 15	5
	Nov. 22	10
	Nov. 29	7
	Dec. 4 - Selection Day	6
2023	Oct. 31	17
	Nov. 7	13
	Nov. 14	18
	Nov. 21	21
	Nov. 28	21
	Dec. 3 - Selection Day	21
2024	Nov. 5	7
	Nov. 12	7
	Nov. 19	11
	Nov. 26	8
	Dec. 3	7
	Dec. 8 - Selection Day	7

TEXAS

28 appearances, highest at No. 2

2018	Oct. 30	17
	Nov. 6	19

COLLEGE FOOTBALL PLAYOFF

ALL-TIME SELECTION COMMITTEE RANKINGS APPEARANCES

	Nov. 13	15
	Nov. 20	14
	Nov. 27	14
	Dec. 2 – Selection Day	15
2019	Nov. 12	19
2020	Nov. 24	17
	Dec. 8	20
	Dec. 15	20
	Dec. 20 – Selection Day	20
2022	Nov. 1	24
	Nov. 8	18
	Nov. 22	23
	Nov. 29	20
	Dec. 4 - Selection Day	20
2023	Oct. 31	7
	Nov. 7	7
	Nov. 14	7
	Nov. 21	7
	Nov. 28	7
	Dec. 3 - Selection Day	3
2024	Nov. 5	5
	Nov. 12	3
	Nov. 19	3
	Nov. 26	3
	Dec. 3	2
	Dec. 8 - Selection Day	3

TEXAS A&M

24 appearances, highest at No. 4

2014	Nov. 11	24
2015	Nov. 3	19
2016	Nov. 1	4
	Nov. 8	8
	Nov. 15	25
2018	Oct. 30	20
	Nov. 20	22
	Nov. 27	19
	Dec. 2 – Selection Day	19
2020	Nov. 24	5
	Dec. 1	5
	Dec. 8	5
	Dec. 15	5
	Dec. 20 – Selection Day	5
2021	Nov. 2	14
	Nov. 9	11
	Nov. 16	16
	Nov. 23	15
	Nov. 30	25
	Dec. 5 – Selection Day	25
2024	Nov. 5	14
	Nov. 12	15
	Nov. 19	15
	Nov. 26	20

TOLEDO

Two appearances, highest at No. 24 (two times)

2015	Nov. 3	24
	Nov. 24	24

TROY

One appearances, highest at No. 24

2022 Dec. 4 - Selection Day **24**

TULANE

14 appearances, highest at No. 16

2022	Nov. 1	19
	Nov. 8	17
	Nov. 15	21
	Nov. 22	19
	Nov. 29	18
	Dec. 4 - Selection Day	16
2023	Oct. 31	24
	Nov. 7	23
	Nov. 14	24
	Nov. 21	23
	Nov. 28	22
2024	Nov. 12	25
	Nov. 19	20
	Nov. 26	17

TULSA

Five appearances, highest at No. 23

2020	Nov. 24	25
	Dec. 1	24
	Dec. 8	24
	Dec. 15	23
	Dec. 20 – Selection Day	24

UCF

17 appearances, highest at No. 8 (two times)

2017	Oct. 31	18
	Nov. 7	18
	Nov. 14	15
	Nov. 21	15
	Nov. 28	14
	Dec. 3 – Selection Day	12
2018	Oct. 30	12
	Nov. 6	12
	Nov. 13	11
	Nov. 20	9
	Nov. 27	8
	Dec. 2 – Selection Day	8
2022	Nov. 1	25
	Nov. 8	22
	Nov. 15	20
	Nov. 22	22
	Nov. 29	22

UCLA

17 appearances, highest at No. 8

2014	Oct. 28	22
	Nov. 4	18
	Nov. 11	11
	Nov. 18	9
	Nov. 25	8
	Dec. 2	15
	Dec. 7 – Selection Day	14

2015	Nov. 3	23
	Nov. 10	19
	Nov. 24	22
2022	Nov. 1	12
	Nov. 8	12
	Nov. 15	16
	Nov. 22	18
	Nov. 29	17
	Dec. 4 - Selection Day	18
2023	Oct. 31	19

UNLV

Four appearances, highest at No. 20

2024	Nov. 19	24
	Nov. 26	22
	Dec. 3	20
	Dec. 8 - Selection Day	24

UTAH

44 appearances, highest at No. 5

2014	Oct. 28	17
	Nov. 4	17
	Nov. 11	23
	Nov. 18	17
	Nov. 25	25
	Dec. 2	23
	Dec. 7 – Selection Day	22
2015	Nov. 3	12
	Nov. 10	10
	Nov. 17	13
	Nov. 24	23
	Dec. 1	24
	Dec. 6 – Selection Day	22
2016	Nov. 1	16
	Nov. 8	15
	Nov. 15	12
	Nov. 22	22
	Nov. 29	20
	Dec. 4 – Selection Day	19
2018	Oct. 30	15
	Nov. 13	19
	Nov. 20	17
	Nov. 27	17
	Dec. 2 – Selection Day	17
2019	Nov. 5	8
	Nov. 12	7
	Nov. 19	7
	Nov. 26	6
	Dec. 3	5
	Dec. 8 – Selection Day	11
2021	Nov. 9	24
	Nov. 16	23
	Nov. 23	19
	Nov. 30	17
	Dec. 5 – Selection Day	11
2022	Nov. 1	14
	Nov. 8	13
	Nov. 15	10
	Nov. 22	14

COLLEGE FOOTBALL PLAYOFF

ALL-TIME SELECTION COMMITTEE RANKINGS APPEARANCES

	Nov. 29	11
	Dec. 4 - Selection Day	8
2023	Oct. 31	18
	Nov. 7	18
	Nov. 14	22

UTAH STATE

Two appearances, highest at No. 21

2018	Nov. 13	23
	Nov. 20	21

UTSA

Four appearances, highest at No. 22 (two times)

2021	Nov. 9	23
	Nov. 16	22
	Nov. 23	22
2022	Dec. 4 - Selection Day	25

VIRGINIA

Three appearances, highest at No. 23

2018	Oct. 30	25
2019	Dec. 3	23
	Dec. 8 - Selection Day	24

VIRGINIA TECH

10 appearances, highest at No. 13

2016	Nov. 1	19
	Nov. 8	14
	Nov. 29	23
	Dec. 4 - Selection Day	22
2017	Oct. 31	13
	Nov. 7	17
	Nov. 21	25
	Nov. 28	22
	Dec. 3 - Selection Day	22
2019	Nov. 26	24

WAKE FOREST

Eight appearances, highest at No. 9

2019	Nov. 5	19
2021	Nov. 2	9
	Nov. 9	12
	Nov. 16	10
	Nov. 23	18
	Nov. 30	16
	Dec. 5 - Selection Day	17
2022	Nov. 1	21

WASHINGTON

29 appearances, highest at No. 2

2016	Nov. 1	5
	Nov. 8	4
	Nov. 15	6
	Nov. 22	5
	Nov. 29	4
	Dec. 4 - Selection Day	4
2017	Oct. 31	12
	Nov. 7	9

	Nov. 14	18
	Nov. 21	17
	Nov. 28	13
	Dec. 3 - Selection Day	11
2018	Nov. 6	25
	Nov. 13	18
	Nov. 20	16
	Nov. 27	11
	Dec. 2 - Selection Day	9
2020	Dec. 1	22
2022	Nov. 8	25
	Nov. 15	17
	Nov. 22	13
	Nov. 29	12
	Dec. 4 - Selection Day	12
2023	Oct. 31	5
	Nov. 7	5
	Nov. 14	5
	Nov. 21	4
	Nov. 28	3
	Dec. 3 - Selection Day	2

WASHINGTON STATE

19 appearances, highest at No. 8 (four times)

2015	Nov. 24	20
2016	Nov. 1	25
	Nov. 8	23
	Nov. 15	22
	Nov. 22	23
2017	Oct. 31	25
	Nov. 7	19
	Nov. 14	14
	Nov. 21	13
	Nov. 28	18
	Dec. 3 - Selection Day	18
2018	Oct. 30	8
	Nov. 6	8
	Nov. 13	8
	Nov. 20	8
	Nov. 27	13
	Dec. 2 - Selection Day	13
2024	Nov. 5	21
	Nov. 7	18

WEST VIRGINIA

14 appearances, highest at No. 9 (two times)

2014	Oct. 28	20
	Nov. 4	23
2016	Nov. 1	20
	Nov. 8	16
	Nov. 15	14
	Nov. 22	18
	Nov. 29	16
	Dec. 4 - Selection Day	16
2018	Oct. 30	13
	Nov. 6	9
	Nov. 13	9
	Nov. 20	13

	Nov. 27	16
	Dec. 2 - Selection Day	16

WESTERN MICHIGAN

Six appearances, highest at No. 15

2016	Nov. 1	23
	Nov. 8	21
	Nov. 15	21
	Nov. 22	21
	Nov. 29	17
	Dec. 4 - Selection Day	15

WISCONSIN

32 appearances, highest at No. 4

2014	Nov. 4	25
	Nov. 11	20
	Nov. 18	16
	Nov. 25	14
	Dec. 2	13
	Dec. 7 - Selection Day	18
2015	Nov. 10	25
	Nov. 17	25
2016	Nov. 1	8
	Nov. 8	7
	Nov. 15	7
	Nov. 22	6
	Nov. 29	6
	Dec. 4 - Selection Day	8
2017	Oct. 31	9
	Nov. 7	8
	Nov. 14	5
	Nov. 21	5
	Nov. 28	4
	Dec. 3 - Selection Day	6
2019	Nov. 5	13
	Nov. 12	14
	Nov. 19	12
	Nov. 26	12
	Dec. 3	8
	Dec. 8 - Selection Day	8
2020	Nov. 24	16
	Dec. 1	16
2021	Nov. 2	21
	Nov. 9	18
	Nov. 16	15
	Nov. 23	14

COLLEGE FOOTBALL PLAYOFF

COLLEGE FOOTBALL PLAYOFF BRACKET



COLLEGE FOOTBALL PLAYOFF

The College Football Playoff is expanding to 12 teams for the 2024-25 postseason. With the new format, there are many details to share. Below is everything you need to know to be ready for the postseason.



The CFP Selection Committee will continue to rank the top 25 teams.

The 12 participating teams will be the five highest-ranked conference champions, plus the next seven highest-ranked teams.



RANKING TO SEEDING

The four highest-ranked conference champions will be seeded 1-4 and will receive a first-round bye. The remaining teams, including the fifth conference champion, will be seeded 5-12 based on their final ranking.

Non-conference champions and independents, like Notre Dame, ranked in the top four will be seeded beginning at No. 5. Because of this, the seeding, 1 through 12, could look different than the final rankings.

PLAYOFF FIRST ROUND

FRIDAY,
DEC. 20, 2024
SATURDAY,
DEC. 21, 2024





PLAYOFF QUARTERFINALS

TUESDAY,
DEC. 31, 2024
WEDNESDAY,
JAN. 1, 2025



PLAYOFF SEMIFINALS

THURSDAY,
JAN. 9, 2025
FRIDAY,
JAN. 10, 2025



PLAYOFF FIRST ROUND

The eight teams seeded No. 5-12 will play in the first round with the higher seeds hosting the lower seeds on campus.



PLAYOFF QUARTERFINALS

The four highest-ranked conference champions will be assigned to Playoff Quarterfinals hosted by bowls. This will be done in consideration of historic bowl relationships and seeding.



PLAYOFF SEMIFINALS

The No. 1 seed will receive preferential bowl placement for the Playoff Semifinals.



The bracket will follow the rankings with no modifications made to avoid rematches or games between schools from the same conference.

There will be **NO RE-SEEDING** once the bracket is set on Selection Day, Dec. 8.

COLLEGE FOOTBALL PLAYOFF BOWLS

VRBO FIESTA BOWL



Tuesday, December 31 • 7:30 p.m. ET • ESPN

STATE FARM STADIUM • GLENDALE, ARIZONA

7135 East Camelback Road, Suite 190

Scottsdale, AZ 85251

Phone: 480-350-0900

Fax: 480-736-4173

Website: FiestaBowl.org

Executive Director: Erik Moses

Media Contact: Scott Leightman (sleightman@fiestabowl.org)

ALL-TIME RESULTS

YEAR	RESULT	YEAR	RESULT	YEAR	RESULT
1971	Arizona State 45, Florida State 38	1991	Louisville 34, Alabama 7	2010	Boise State 17, TCU 10
1972	Arizona State 49, Missouri 35	1992	Penn State 42, Tennessee 17	2011	Oklahoma 48, Connecticut 20
1973	Arizona State 28, Pittsburgh 7	1993	Syracuse 26, Colorado 22	2012	Oklahoma State 41, Stanford 38 (OT)
1974	Oklahoma State 16, BYU 6	1994	Arizona 29, Miami (FL) 0	2013	Oregon 35, Kansas State 17
1975	Arizona State 17, Nebraska 14	1995	Colorado 41, Notre Dame 24	2014	UCF 52, Baylor 42
1976	Oklahoma 41, Wyoming 7	1996	Nebraska 62, Florida 24	2014	No. 20 Boise State 38, No. 10 Arizona 30
1977	Penn State 42, Arizona State 30	1997	Penn State 38, Texas 15	2016	No. 7 Ohio St. 44, No. 8 Notre Dame 28
1978	Arkansas 10, UCLA 10	1997	Kansas State 35, Syracuse 18	2016	No. 2 Clemson 31, No. 3 Ohio State 0-
1979	Pittsburgh 16, Arizona 10	1999	Tennessee 23, Florida State 16#	2017	No. 9 Penn St. 35, No. 11 Washington 28
1980	Penn State 31, Ohio State 19	2000	Nebraska 31, Tennessee 21	2019	No. 11 LSU 40, No. 8 UCF 32
1982	Penn State 26, Southern California 10	2001	Oregon State 41, Notre Dame 9	2019	No. 3 Clemson 29, No. 2 Ohio State 23-
1983	Arizona State 32, Oklahoma 21	2002	Oregon 38, Colorado 16	2021	No. 10 Iowa State 34, No. 25 Oregon 17
1984	Ohio State 28, Pittsburgh 23	2003	Ohio State 31, Miami (FL) 24 (2OT)#	2022	No. 9 Okla. St. 37, No. 5 Notre Dame 35
1985	UCLA 39, Miami (FL) 37	2004	Ohio State 35, Kansas State 28	2022	No. 3 TCU 51, No. 2 Michigan 45-
1986	Michigan 27, Nebraska 23	2005	Utah 35, Pittsburgh 7	2024	No. 8 Oregon 45, No. 23 Liberty 6
1987	Penn State 14, Miami (FL) 10	2006	Ohio State 34, Notre Dame 20		
1988	Florida State 31, Nebraska 28	2007	Boise State 43, Oklahoma 42 (OT)		~ Playoff Semifinal
1989	Notre Dame 34, West Virginia 21	2008	West Virginia 48, Oklahoma 28		# BCS National Championship
1990	Florida State 41, Nebraska 17	2009	Texas 24, Ohio State 21		

COLLEGE FOOTBALL PLAYOFF

CHICK-FIL-A PEACH BOWL



Wednesday, January 1 • 1 p.m. ET • ESPN

MERCEDES-BENZ STADIUM • ATLANTA, GEORGIA

3284 Northside Parkway NW

Atlanta, GA 30327

Phone: 404-586-8500

Fax: 404-586-8508

Website: Chick-fil-APeachBowl.com

President & CEO: Gary Stokan

Media Contact: Matt Garvey (mgarvey@cfabowl.com)

ALL-TIME RESULTS

YEAR	RESULT	YEAR	RESULT	YEAR	RESULT
1968	LSU 31, Florida State 27	1988	NC State 28, Iowa 23	2008	LSU 38, Georgia Tech 3
1969	West Virginia 14, South Carolina 3	1989	Syracuse 19, Georgia 18	2009	Virginia Tech 37, Tennessee 14
1970	Arizona State 48, North Carolina 26	1990	Auburn 27, Indiana 23	2010	Florida State 26, South Carolina 17
1971	Mississippi 41, Georgia Tech 18	1992	East Carolina 37, NC State 34	2011	Auburn 43, Virginia 24
1972	NC State 49, West Virginia 13	1993	North Carolina 21, Mississippi State 17	2012	Clemson 25, LSU 24
1973	Georgia 17, Maryland 16	1993	Clemson 14, Kentucky 13	2013	Texas A&M 52, Duke 48
1974	Texas Tech 6, Vanderbilt 6	1995	NC State 28, Mississippi State 24	2014	No. 6 TCU 42, No. 9 Mississippi 3
1975	West Virginia 13, NC State 10	1995	Virginia 34, Georgia 27	2015	No. 18 Houston 38, No. 9 Florida St. 24
1976	Kentucky 21, North Carolina 0	1996	LSU 10, Clemson 7	2016	No. 1 Alabama 27, No. 4 Washington 7-
1977	NC State 24, Iowa State 14	1998	Auburn 21, Clemson 17	2018	No. 12 UCF 34, No. 7 Auburn 27
1978	Purdue 41, Georgia Tech 21	1998	Georgia 35, Virginia 33	2018	No. 10 Florida 41, No. 7 Michigan 15
1979	Baylor 24, Clemson 18	1999	Mississippi State 17, Clemson 7	2019	No. 1 LSU 63, No. 4 Oklahoma 28-
1981	Miami (FL) 20, Virginia Tech 10	2000	LSU 28, Georgia Tech 14	2021	No. 9 Georgia 24, No. 8 Cincinnati 21
1981	West Virginia 26, Florida 6	2001	North Carolina 16, Auburn 10	2021	No. 10 Michigan State 31, No. 12 Pitt 21
1982	Iowa 28, Tennessee 22	2002	Maryland 30, Tennessee 3	2022	No. 1 Georgia 42, No. 4 Ohio State 41-
1983	Florida State 28, North Carolina 3	2004	Clemson 27, Tennessee 14	2023	No. 11 Mississippi 38, No. 10 Penn State 25
1984	Virginia 27, Purdue 24	2004	Miami (FL) 27, Florida 10		
1985	Army 31, Illinois 29	2005	LSU 40, Miami (FL) 3		~ Playoff Semifinal
1986	Virginia Tech 25, NC State 24	2006	Georgia 31, Virginia Tech 24		
1988	Tennessee 27, Indiana 22	2007	Auburn 23, Clemson 20 (OT)		

COLLEGE FOOTBALL PLAYOFF

ROSE BOWL GAME PRESENTED BY PRUDENTIAL



Wednesday, January 1 • 5 p.m. ET • ESPN

ROSE BOWL STADIUM • PASADENA, CALIFORNIA

391 South Orange Grove Blvd.

Pasadena, CA 91184

Phone: 626-449-4100

Fax: 626-449-9066

Website: RoseBowlGame.com

Executive Director: David Eads

Media Contact: Karen Linhart (klinhart@rosebowlgame.org)

ALL-TIME RESULTS

YEAR	RESULT	YEAR	RESULT	YEAR	RESULT
1902	Michigan 49, Stanford 0	1955	Ohio State 20, Southern California 7	1995	Penn State 38, Oregon 20
1916	Washington State 14, Brown 0	1956	Michigan State 17, UCLA 14	1996	Southern California 41, Northwestern 32
1917	Oregon 14, Penn 0	1957	Iowa 35, Oregon State 19	1997	Ohio State 20, Arizona State 17
1918	Mare Island 19, Camp Lewis 7	1958	Ohio State 10, Oregon 7	1998	Michigan 21, Washington State 16
1919	Great Lakes 17, Mare Island 0	1959	Iowa 38, California 12	1999	Wisconsin 38, UCLA 31
1920	Harvard 7, Oregon 6	1960	Washington 44, Wisconsin 8	2000	Wisconsin 17, Stanford 9
1921	California 28, Ohio State 0	1961	Washington 17, Minnesota 7	2001	Washington 34, Purdue 24
1922	California 0, Washington & Jefferson 0	1962	Minnesota 21, UCLA 3	2002	Miami (FL) 37, Nebraska 14#
1923	Southern California 14, Penn State 3	1963	Southern California 42, Wisconsin 37	2003	Oklahoma 34, Washington State 14
1924	Navy 14, Washington 14	1964	Illinois 17, Washington 7	2004	Southern California 28, Michigan 14
1925	Notre Dame 27, Stanford 10	1965	Michigan 34, Oregon State 7	2005	Texas 38, Michigan 37
1926	Alabama 20, Washington 19	1966	UCLA 14, Michigan State 12	2006	Texas 41, Southern California 38*#
1927	Alabama 7, Stanford 7	1967	Purdue 14, Southern California 13	2007	Southern California 32, Michigan 18
1928	Stanford 7, Pittsburgh 6	1968	Southern California 14, Indiana 3	2008	Southern California 49, Illinois 17
1929	Georgia Tech 8, California 7	1969	Ohio State 27, Southern California 16	2009	Southern California 38, Penn State 24
1930	Southern California 47, Pittsburgh 14	1970	Southern California 10, Michigan 3	2010	Ohio State 26, Oregon 16
1931	Alabama 24, Washington State 0	1971	Stanford 27, Ohio State 17	2011	TCU 21, Wisconsin 19
1932	Southern California 21, Tulane 12	1972	Stanford 13, Michigan 12	2012	Oregon 45, Wisconsin 38
1933	Southern California 35, Pittsburgh 0	1973	Southern California 42, Ohio State 17	2013	Stanford 20, Wisconsin 14
1934	Columbia 7, Stanford 0	1974	Ohio State 42, Southern California 21	2014	Michigan State 24, Stanford 20
1935	Alabama 29, Stanford 13	1975	Southern California 18, Ohio State 17	2015	No. 2 Oregon 59, No. 3 Florida State 20~
1936	Stanford 7, SMU 0	1976	UCLA 23, Ohio State 10	2016	No. 6, Stanford 45, No. 5 Iowa 16
1937	Pittsburgh 21, Washington 0	1977	Southern California 14, Michigan 6	2017	No. 9 So. Cal. 52, No. 5 Penn State 49
1938	California 13, Alabama 0	1978	Washington 27, Michigan 20	2018	No. 3 Georgia 54, No. 2 Oklahoma 48 (2OT)~
1939	Southern California 7, Duke 3	1979	Southern California 17, Michigan 10	2019	No. 6 Ohio State 28, No. 9 Washington 23
1940	Southern California 14, Tennessee 0	1980	Southern California 17, Ohio State 16	2020	No. 6, Oregon 28, No. 8 Wisconsin 27
1941	Stanford 21, Nebraska 13	1981	Michigan 23, Washington 6	2021	No. 1 Alabama 31, No. 4 Notre Dame 14^~
1942	Oregon State 20, Duke 16	1982	Washington 28, Iowa 0	2022	No. 6, Ohio State 48, No. 11 Utah 45
1943	Georgia 9, UCLA 0	1983	UCLA 24, Michigan 14	2023	No. 11 Penn State 35, No. 8 Utah 21
1944	Southern California 29, Washington 0	1984	UCLA 45, Illinois 9	2024	No. 1 Michigan 27, No. 4 Alabama 20 (OT)~
1945	Southern California 25, Tennessee 0	1985	Southern California 20, Ohio State 17		
1946	Alabama 34, Southern California 14	1986	UCLA 45, Iowa 28		
1947	Illinois 45, UCLA 14	1987	Arizona State 22, Michigan 15		
1948	Michigan 49, Southern California 0	1988	Michigan State 20, Southern California 17		
1949	Northwestern 20, California 14	1989	Michigan 22, Southern California 14		
1950	Ohio State 17, California 14	1990	Southern California 17, Michigan 10		
1951	Michigan 14, California 6	1991	Washington 46, Iowa 34		
1952	Illinois 40, Stanford 7	1992	Washington 34, Michigan 14		
1953	Southern California 7, Wisconsin 0	1993	Michigan 34, Washington 31		
1954	Michigan State 28, UCLA 20	1994	Wisconsin 21, UCLA 16		

* Southern California's participation later vacated

^ AT&T Stadium (Arlington, Texas)

~ Playoff Semifinal

BCS National Championship

COLLEGE FOOTBALL PLAYOFF

ALLSTATE SUGAR BOWL



Wednesday, January 1 • 8:45 p.m. ET • ESPN

CAESARS SUPERDOME • NEW ORLEANS, LOUISIANA

1500 Sugar Bowl Drive

New Orleans, LA 70112

Phone: 504-828-2440

Fax: 504-828-2441

Website: AllStateSugarBowl.org

Chief Executive Officer: Jeff Hundley

Media Relations Contact: John Sudsbury (johns@sugarbowl.org)

ALL-TIME RESULTS

YEAR	RESULT	YEAR	RESULT	YEAR	RESULT
1935	Tulane 20, Temple 14	1967	Alabama 34, Nebraska 7	1999	Ohio State 24, Texas A&M 14
1936	TCU 3, LSU 2	1968	LSU 20, Wyoming 13	2000	Florida State 46, Virginia Tech 29#
1937	Santa Clara 21, LSU 14	1969	Arkansas 16, Georgia 2	2001	Miami (FL) 37, Florida 20
1938	Santa Clara 6, LSU 0	1970	Mississippi 27, Arkansas 22	2002	LSU 47, Illinois 34
1939	TCU 15, Carnegie Mellon 7	1971	Tennessee 34, Air Force 13	2003	Georgia 26, Florida State 13
1940	Texas A&M 14, Tulane 13	1972	Oklahoma 40, Auburn 22	2004	LSU 21, Oklahoma 14#
1941	Boston College 19, Tennessee 13	1972	Oklahoma 14, Penn State 0	2005	Auburn 16, Virginia Tech 13
1942	Fordham 2, Missouri 0	1973	Notre Dame 24, Alabama 23	2006	West Virginia 38, Georgia 35^
1943	Tennessee 14, Tulsa 7	1974	Nebraska 13, Florida 10	2007	LSU 41, Notre Dame 14
1944	Georgia Tech 20, Tulsa 18	1975	Alabama 13, Penn State 6	2008	Georgia 41, Hawai'i 10
1945	Duke 29, Alabama 26	1977	Pittsburgh 27, Georgia 3	2009	Utah 31, Alabama 17
1946	Oklahoma State 33, Saint Mary's (CA) 13	1978	Alabama 35, Ohio State 6	2010	Florida 51, Cincinnati 24
1947	Georgia 20, North Carolina 10	1979	Alabama 14, Penn State 7	2011	Ohio State 31*, Arkansas 26
1948	Texas 27, Alabama 7	1980	Alabama 24, Arkansas 9	2012	Michigan 23, Virginia Tech 20 (OT)
1949	Oklahoma 14, North Carolina 6	1981	Georgia 17, Notre Dame 10	2013	Louisville 33, Florida 23
1950	Oklahoma 35, LSU 0	1982	Pittsburgh 24, Georgia 20	2014	Oklahoma 45, Alabama 31
1951	Kentucky 13, Oklahoma 7	1983	Penn State 27, Georgia 23	2015	No. 4 Ohio State 42, No. 1 Alabama 35-
1952	Maryland 28, Tennessee 13	1984	Auburn 9, Michigan 7	2016	No. 12 Mississippi 48, No. 16 Okla. St. 20
1953	Georgia Tech 24, Mississippi 7	1985	Nebraska 28, LSU 10	2017	No. 7 Oklahoma 35, No. 14 Auburn 19
1954	Georgia Tech 42, West Virginia 19	1986	Tennessee 35, Miami (FL) 7	2018	No. 4 Alabama 24, No. 1 Clemson 6-
1955	Navy 21, Mississippi 0	1987	Nebraska 30, LSU 15	2019	No. 15 Texas 28, No. 5 Georgia 21
1956	Georgia Tech 7, Pittsburgh 0	1988	Auburn 16, Syracuse 16	2020	No. 5 Georgia 26, No. 7 Baylor 14
1957	Baylor 13, Tennessee 7	1989	Florida State 13, Auburn 7	2021	No. 3 Ohio State 49, No. 2 Clemson 28-
1958	Mississippi 39, Texas 7	1990	Miami (FL) 33, Alabama 25	2022	No. 7 Baylor 21, No. 8 Mississippi 7
1959	LSU 7, Clemson 0	1991	Tennessee 23, Virginia 22	2022	No. 5 Alabama 40, No. 9 Kansas State 20
1960	Mississippi 21, LSU 0	1992	Notre Dame 39, Florida 28	2024	No. 2 Washington 37, No. 3 Texas 31-
1961	Mississippi 14, Rice 6	1993	Alabama 34, Miami (FL) 13		
1962	Alabama 10, Arkansas 3	1994	Florida 41, West Virginia 7		
1963	Mississippi 17, Arkansas 13	1995	Florida State 23, Florida 17		
1964	Alabama 12, Mississippi 7	1995	Virginia Tech 28, Texas 10		
1965	LSU 13, Syracuse 10	1997	Florida 52, Florida State 20		
1966	Missouri 20, Florida 18	1998	Florida State 31, Ohio State 14		

* Ohio State's participation later vacated.

^ Georgia Dome (Atlanta)

- Playoff Semifinal

BCS National Championship

COLLEGE FOOTBALL PLAYOFF

CAPITAL ONE ORANGE BOWL



Thursday, January 9 • 7:30 p.m. ET • ESPN

HARD ROCK STADIUM • MIAMI GARDENS, FLORIDA

14360 Northwest 77th Court

Miami Lakes, FL 33016

Phone: 305-341-4700

Fax: 305-341-4771

Website: OrangeBowl.org

Chief Executive Officer: Eric Poms

Media Contact: Mike Liotta (mliotta@orangebowl.org)

ALL-TIME RESULTS

YEAR	RESULT	YEAR	RESULT	YEAR	RESULT
1935	Bucknell 26, Miami (FL) 0	1967	Florida 27, Georgia Tech 12	1999	Florida 31, Syracuse 10
1936	Catholic 20, Mississippi 19	1968	Oklahoma 26, Tennessee 24	2000	Michigan 35, Alabama 34 (OT)
1937	Duquesne 13, Mississippi State 12	1969	Penn State 15, Kansas 14	2001	Oklahoma 13, Florida State 2#
1938	Auburn 6, Michigan State 0	1970	Penn State 10, Missouri 3	2002	Florida 56, Maryland 23
1939	Tennessee 17, Oklahoma 0	1971	Nebraska 17, LSU 12	2003	Southern California 38, Iowa 17
1940	Georgia Tech 21, Missouri 7	1972	Nebraska 38, Alabama 6	2004	Miami (FL) 16, Florida State 14
1941	Mississippi State 14, Georgetown 7	1973	Nebraska 40, Notre Dame 6	2005	Southern California 55*, Oklahoma 19#
1942	Georgia 40, TCU 26	1974	Penn State 16, LSU 9	2006	Penn State 26, Florida State 23 (3OT)
1943	Alabama 37, Boston College 21	1975	Notre Dame 13, Alabama 11	2007	Louisville 24, Wake Forest 13
1944	LSU 19, Texas A&M 14	1976	Oklahoma 14, Michigan 6	2008	Kansas 24, Virginia Tech 21
1945	Tulsa 26, Georgia Tech 12	1977	Ohio State 27, Colorado 10	2009	Virginia Tech 20, Cincinnati 7
1946	Miami (FL) 13, Holy Cross 6	1978	Arkansas 31, Oklahoma 6	2010	Iowa 24, Georgia Tech 14
1947	Rice 8, Tennessee 0	1979	Oklahoma 31, Nebraska 24	2011	Stanford 40, Virginia Tech 12
1948	Georgia Tech 20, Kansas 14	1980	Oklahoma 24, Florida State 7	2012	West Virginia 70, Clemson 33
1949	Texas 41, Georgia 28	1981	Oklahoma 18, Florida State 17	2013	Florida State 31, Northern Illinois 10
1950	Santa Clara 21, Kentucky 13	1982	Clemson 22, Nebraska 15	2014	Clemson 40, Ohio State 35
1951	Clemson 15, Miami (FL) 14	1983	Nebraska 21, LSU 20	2014	No. 12 Georgia Tech 49, No. 7 Miss. St. 34
1952	Georgia Tech 17, Baylor 14	1984	Miami (FL) 31, Nebraska 30	2015	No. 1 Clemson 37, No. 4 Oklahoma 17-
1953	Alabama 61, Syracuse 6	1985	Washington 28, Oklahoma 17	2016	No. 11 Florida State 33, No. 6 Michigan 32
1954	Oklahoma 7, Maryland 0	1986	Oklahoma 25, Penn State 10	2017	No. 6 Wisconsin 34, No. 10 Miami (FL) 24
1955	Duke 34, Nebraska 7	1987	Oklahoma 42, Arkansas 8	2018	No. 1 Alabama 45, No. 4 Oklahoma 34-
1956	Oklahoma 20, Maryland 6	1988	Miami (FL) 20, Oklahoma 14	2019	No. 9 Florida 36, No. 24 Virginia 28
1957	Colorado 27, Clemson 21	1989	Miami (FL) 23, Nebraska 3	2021	No. 5 Texas A&M 41, No. 13 North Carolina 27
1958	Oklahoma 48, Duke 21	1990	Notre Dame 21, Colorado 6	2021	No. 3 Georgia 34, No. 2 Michigan 11
1959	Oklahoma 21, Syracuse 6	1991	Colorado 10, Notre Dame 9	2022	No. 6 Tennessee 31, No. 7 Clemson 14
1960	Georgia 14, Missouri 0	1992	Miami (FL) 22, Nebraska 0	2023	No. 6 Georgia 63, No. 5 Florida State 3
1961	Missouri 21, Navy 14	1993	Florida State 27, Nebraska 14		
1962	LSU 25, Colorado 7	1994	Florida State 18, Nebraska 16		
1963	Alabama 17, Oklahoma 0	1995	Nebraska 24, Miami (FL) 17		
1964	Nebraska 13, Auburn 7	1996	Florida State 31, Notre Dame 26		
1965	Texas 21, Alabama 17	1996	Nebraska 41, Virginia Tech 21		
1966	Alabama 39, Nebraska 28	1998	Nebraska 42, Tennessee 17		

* Southern California's participation later vacated

- Playoff Semifinal

BCS National Championship

COLLEGE FOOTBALL PLAYOFF

GOODYEAR COTTON BOWL CLASSIC



Friday, January 10 • 7:30 p.m. ET • ESPN

AT&T STADIUM • ARLINGTON, TEXAS

One AT&T Way

Arlington, TX 76011

Phone: 817-892-4800

Fax: 817-892-4810

Website: GoodyearCottonBowl.com

President & CEO: Rick Baker

Media Contact: Scottie Rodgers (scottie@cottonbowl.com)

ALL-TIME RESULTS

YEAR	RESULT	YEAR	RESULT	YEAR	RESULT
1937	TCU 16, Marquette 6	1966	Georgia 24, SMU 9	1997	BYU 19, Kansas State 15
1938	Rice 28, Colorado 14	1968	Texas A&M 20, Alabama 16	1998	UCLA 29, Texas A&M 23
1939	Saint Mary's (CA) 20, Texas Tech 13	1969	Texas 36, Tennessee 13	1999	Texas 38, Mississippi State 11
1940	Clemson 6, Boston College 3	1970	Texas 21, Notre Dame 17	2000	Arkansas 27, Texas 6
1941	Texas A&M 13, Fordham 12	1971	Notre Dame 24, Texas 11	2001	Kansas State 35, Tennessee 21
1942	Alabama 29, Texas A&M 21	1972	Penn State 30, Texas 6	2002	Oklahoma 10, Arkansas 3
1943	Texas 14, Georgia Tech 7	1973	Texas 17, Alabama 13	2003	Texas 35, LSU 20
1944	Texas 7, Randolph Field 7	1974	Nebraska 19, Texas 3	2004	Mississippi 31, Oklahoma State 28
1945	Oklahoma State 34, TCU 0	1975	Penn State 41, Baylor 20	2005	Tennessee 38, Texas A&M 7
1946	Texas 40, Missouri 27	1976	Arkansas 31, Georgia 10	2006	Alabama 13, Texas Tech 10
1947	Arkansas 0, LSU 0	1977	Houston 30, Maryland 21	2007	Auburn 17, Nebraska 14
1948	SMU 13, Penn State 13	1978	Notre Dame 38, Texas 10	2008	Missouri 38, Arkansas 7
1949	SMU 21, Oregon 13	1979	Notre Dame 35, Houston 34	2009	Mississippi 47, Texas Tech 34
1950	Rice 27, North Carolina 13	1980	Houston 17, Nebraska 14	2010	Mississippi 21, Oklahoma State 7
1951	Tennessee 20, Texas 14	1981	Alabama 30, Baylor 2	2011	LSU 41, Texas A&M 24
1952	Kentucky 20, TCU 7	1982	Texas 14, Alabama 12	2012	Arkansas 29, Kansas State 16
1953	Texas 16, Tennessee 0	1983	SMU 7, Pittsburgh 3	2013	Texas A&M 41, Oklahoma 13
1954	Rice 28, Alabama 6	1984	Georgia 10, Texas 9	2014	Missouri 41, Oklahoma State 31
1955	Georgia Tech 14, Arkansas 6	1985	Boston College 45, Houston 28	2015	No. 8 Michigan State 42, No. 5 Baylor 41
1956	Mississippi 14, TCU 13	1986	Texas A&M 36, Auburn 16	2015	No. 2 Alabama 38, No. 3 Michigan State 0-
1957	TCU 28, Syracuse 27	1987	Ohio State 28, Texas A&M 12	2017	No. 8 Wisconsin 24, No. 15 W. Mich. 16
1958	Navy 20, Rice 7	1988	Texas A&M 35, Notre Dame 10	2017	No. 5 Ohio State 24, No. 8 So. Cal. 7
1959	TCU 0, Air Force 0	1989	UCLA 17, Arkansas 3	2018	No. 2 Clemson 30, No. 3 Notre Dame 3-
1960	Syracuse, 23, Texas 14	1990	Tennessee 31, Arkansas 27	2019	No. 10 Penn State 53, No. 17 Memphis 39
1961	Duke 7, Arkansas 6	1991	Miami (FL) 46, Texas 3	2020	No. 6 Oklahoma 55, No. 7 Florida 20
1962	Texas 12, Mississippi 7	1992	Florida State 10, Texas A&M 2	2021	No. 1 Alabama 27, No. 4 Cincinnati 6
1963	LSU 13, Texas 0	1993	Notre Dame 28, Texas A&M 3	2023	No. 16 Tulane 46, No. 10 So. Cal. 45
1964	Texas 28, Navy 6	1994	Notre Dame 24, Texas A&M 21	2024	No. 9 Missouri 14, No. 7 Ohio State 3
1965	Arkansas 10, Nebraska 7	1995	Southern California 55, Texas Tech 14		
1966	LSU 14, Arkansas 7	1996	Colorado 38, Oregon 6		

~ Playoff Semifinal

COLLEGE FOOTBALL PLAYOFF

2025

**COLLEGE FOOTBALL
PLAYOFF NATIONAL
CHAMPIONSHIP**

2025 COLLEGE FOOTBALL PLAYOFF NATIONAL CHAMPIONSHIP



NATIONAL CHAMPIONSHIP

ATLANTA 2025

Mon., Jan. 20 • 7:30 p.m. ET • ESPN

Mercedes-Benz Stadium (71,000)

1 AMB Drive NW

Atlanta, GA 30313

Executive Director: Rich Clark

Media Contact: Brett Daniels (bdaniels@collegefootballplayoff.com)

QUICK FACTS

Website: CollegeFootballPlayoff.com

Media Headquarters: Westin Peachtree Plaza

210 Peachtree Street NW

Atlanta, GA 30303

Phone Number: 404-659-1400

COLLEGE FOOTBALL PLAYOFF

COLLEGE FOOTBALL PLAYOFF HISTORY

ALL-TIME COLLEGE FOOTBALL PLAYOFF RESULTS

2014-15

GAME	RESULT	ATTENDANCE	ESPN VIEWERSHIP
Rose*	#2 Oregon 59, #3 Florida State 20	91,322	28,164,000
Sugar*	#4 Ohio State 42, #1 Alabama 35	74,682	28,271,000
NCG (North Texas)	#4 Ohio State 42, #2 Oregon 20	85,689	33,917,000

2015-16

GAME	RESULT	ATTENDANCE	ESPN VIEWERSHIP
Cotton*	#2 Alabama 38, #3 Michigan State 0	82,812	18,641,000
Orange*	#1 Clemson 37, #4 Oklahoma 17	67,615	15,730,000
NCG (Arizona)	#2 Alabama 45, #1 Clemson 40	75,765	26,125,000

2016-17

GAME	RESULT	ATTENDANCE	ESPN VIEWERSHIP
Fiesta*	#2 Clemson 31, #3 Ohio State 0	71,279	19,250,000
Peach*	#1 Alabama 24, #4 Washington 7	75,996	19,361,000
NCG (Tampa)	#2 Clemson 35, #1 Alabama 31	74,512	25,297,000

2017-18

GAME	RESULT	ATTENDANCE	ESPN VIEWERSHIP
Rose*	#3 Georgia 54, #2 Oklahoma 48 (2OT)	92,844	27,114,000
Sugar*	#4 Alabama 24, #1 Clemson 6	72,360	21,639,000
NCG (Atlanta)	#4 Alabama 26, #3 Georgia 23 (OT)	77,430	28,769,000

2018-19

GAME	RESULT	ATTENDANCE	ESPN VIEWERSHIP
Cotton*	#2 Clemson 30, #3 Notre Dame 3	72,183	17,099,000
Orange*	#1 Alabama 45, #4 Oklahoma 34	66,203	19,389,000
NCG (Bay Area)	#2 Clemson 44, #1 Alabama 16	74,814	25,678,000

2019-20

GAME	RESULT	ATTENDANCE	ESPN VIEWERSHIP
Fiesta*	#3 Clemson 29, #2 Ohio State 23	71,330	21,522,000
Peach*	#1 LSU 63, #4 Oklahoma 28	78,347	17,482,000
NCG (New Orleans)	#1 LSU 42, #3 Clemson 25	76,885	26,175,000

2020-21

GAME	RESULT	ATTENDANCE	ESPN VIEWERSHIP
Rose*	#1 Alabama 31, #4 Notre Dame 14	18,373&	19,271,000
Sugar*	#3 Ohio State 49, #2 Clemson 28	3,000	19,541,000
NCG (Miami)	#1 Alabama 52, #3 Ohio State 24	14,926	19,070,000

2021-22

GAME	RESULT	ATTENDANCE	ESPN VIEWERSHIP
Cotton*	#1 Alabama 27, #4 Cincinnati 6	76,313	16,647,000
Orange*	#3 Georgia 34, #2 Michigan 11	66,839	17,192,000
NCG (Indianapolis)	#3 Georgia 33, #1 Alabama 18	68,311	22,564,000

2022-23

GAME	RESULT	ATTENDANCE	ESPN VIEWERSHIP
Fiesta*	#3 TCU 51, #2 Michigan 45	71,723	21,701,000
Peach*	#1 Georgia 42, #4 Ohio State 41	79,330	22,447,000
NCG (Los Angeles)	#1 Georgia 65, #3 TCU 7	72,628	17,224,000

2023-24

GAME	RESULT	ATTENDANCE	ESPN VIEWERSHIP
Rose*	#1 Michigan 27, #4 Alabama 20 (OT)	96,371	27,685,000
Sugar*	#2 Washington 37, #3 Texas 31	68,791	18,738,000
NCG (Houston)	#1 Michigan 34, #2 Washington 13	72,808	25,023,000

* Playoff Semifinal

& played at AT&T Stadium in Arlington, Texas

COLLEGE FOOTBALL PLAYOFF

ALL-TIME COLLEGE FOOTBALL PLAYOFF SCORES

YEAR	PLAYOFF SEMIFINAL	PLAYOFF SEMIFINAL	CFP NATIONAL CHAMPIONSHIP
2015	Playoff Semifinal at the Rose Bowl Game No. 2 Oregon 59, No. 3 Florida State 20	Playoff Semifinal at the Sugar Bowl No. 4 Ohio State 42, No. 1 Alabama 35	CFP National Championship: North Texas No. 4 Ohio State 42, No. 2 Oregon 20
2016	Playoff Semifinal at the Orange Bowl No. 1 Clemson 37 No. 4 Oklahoma 17	Playoff Semifinal at the Cotton Bowl Classic No. 2 Alabama 38, No. 3 Michigan State 0	CFP National Championship: Arizona No. 2 Alabama 45, No. 1 Clemson 40
2017	Playoff Semifinal at the Peach Bowl No. 1 Alabama 24, No. 4 Washington 7	Playoff Semifinal at the Fiesta Bowl No. 2 Clemson 31, No. 3 Ohio State 0	CFP National Championship: Tampa No. 2 Clemson 35, No. 1 Alabama 31
2018	Playoff Semifinal at the Rose Bowl Game (2OT) No. 3 Georgia 54, No. 2 Oklahoma 48	Playoff Semifinal at the Sugar Bowl No. 4 Alabama 24, No. 1 Clemson 6	CFP National Championship: Atlanta (OT) No. 4 Alabama 26, No. 3 Georgia 23
2019	Playoff Semifinal at the Cotton Bowl Classic No. 2 Clemson 30, No. 3 Notre Dame 3	Playoff Semifinal at the Orange Bowl No. 1 Alabama 45, No. 4 Oklahoma 34	CFP National Championship: Bay Area No. 2 Clemson 44, No. 1 Alabama 16
2020	Playoff Semifinal at the Peach Bowl No. 1 LSU 63, No. 4 Oklahoma 28	Playoff Semifinal at the Fiesta Bowl No. 3 Clemson 29, No. 2 Ohio State 23	CFP National Championship: New Orleans No. 1 LSU 42, No. 3 Clemson 25
2021	Playoff Semifinal at the Rose Bowl Game No. 1 Alabama 31, No. 4 Notre Dame 14	Playoff Semifinal at the Sugar Bowl No. 3 Ohio State 49, No. 2 Clemson 28	CFP National Championship: Miami No. 1 Alabama 52, No. 3 Ohio State 24
2022	Playoff Semifinal at the Cotton Bowl Classic No. 1 Alabama 27, No. 4 Cincinnati 6	Playoff Semifinal at the Orange Bowl No. 3 Georgia 34, No. 2 Michigan 11	CFP National Championship: Indianapolis No. 3 Georgia 33, No. 1 Alabama 18
2023	Playoff Semifinal at the Fiesta Bowl No. 3 TCU 51, No. 2 Michigan 45	Playoff Semifinal at the Peach Bowl No. 1 Georgia 42, No. 4 Ohio State 41	CFP National Championship: Los Angeles No. 1 Georgia 65, No. 3 TCU 7
2024	Playoff Semifinal at the Rose Bowl Game (OT) No. 1 Michigan 27, No. 4 Alabama 20	Playoff Semifinal at the Sugar Bowl No. 2 Washington 37, No. 3 Texas 31	CFP National Championship: Houston No. 1 Michigan 34, No. 2 Washington 13

COLLEGE FOOTBALL PLAYOFF

COMPOSITE NATIONAL CHAMPIONSHIP GAME RESULTS

DATE	CHAMPION (HEAD COACH)	SCORE	OPPONENT (HEAD COACH)	SITE (ATTENDANCE)	PLAYERS OF THE GAME
Jan. 12, 2015	#4 Ohio State (14-1) Urban Meyer	42-20	#2 Oregon (13-2) Mark Helfrich	AT&T Stadium Arlington, Texas (85,689)	Offensive: Ezekiel Elliott, So., RB, Ohio State Defensive: Tyvis Powell, So., S, Ohio State
Jan. 11, 2016	#2 Alabama (14-1) Nick Saban	45-40	#1 Clemson (14-1) Dabo Swinney	University of Phoenix Stadium Glendale, Arizona (75,765)	Offensive: O.J. Howard, Jr., TE, Alabama Defensive: Eddie Jackson, Jr., DB, Alabama
Jan. 9, 2017	#2 Clemson (14-1) Dabo Swinney	35-31	#1 Alabama (14-1) Nick Saban	Raymond James Stadium Tampa, Florida (74,512)	Offensive: Deshaun Watson, Jr., QB, Clemson Defensive: Ben Boulware, Sr., LB, Clemson
Jan. 8, 2018	#4 Alabama (13-1) Nick Saban	26-23 (OT)	#3 Georgia (13-2) Kirby Smart	Mercedes-Benz Stadium Atlanta, Georgia (77,430)	Offensive: Tua Tagovailoa, Fr., QB, Alabama Defensive: Da'Ron Payne, Fr., DL, Alabama
Jan. 7, 2019	#2 Clemson (15-0) Dabo Swinney	44-16	#1 Alabama (14-1) Nick Saban	Levi's® Stadium Santa Clara, California (74,814)	Offensive: Trevor Lawrence, Fr., QB, Clemson Defensive: Trayvon Mullen, Jr., CB, Clemson
Jan. 13, 2020	#1 LSU (15-0) Ed Orgeron	42-25	#3 Clemson (14-1) Dabo Swinney	Mercedes-Benz Superdome New Orleans, Louisiana (76,885)	Offensive: Joe Burrow, Sr., QB, LSU Defensive: Patrick Queen, Jr., LB, LSU
Jan. 11, 2021	#1 Alabama (13-0) Nick Saban	52-24	#3 Ohio State (7-1) Ryan Day	Hard Rock Stadium Miami Gardens, Florida (14,926)	Offensive: DeVonta Smith, Sr., WR, Alabama Defensive: Christian Barmore, So., DL, Alabama
Jan. 10, 2022	#3 Georgia (14-1) Kirby Smart	33-18	#1 Alabama (13-2) Nick Saban	Lucas Oil Stadium Indianapolis, Indiana (68,311)	Offensive: Stetson Bennett, Sr., QB, Georgia Defensive: Lewis Cine, Jr., DB, Georgia
Jan. 9, 2023	#1 Georgia (15-0) Kirby Smart	65-7	#3 TCU (13-2) Sonny Dykes	SoFi Stadium Los Angeles, California (72,628)	Offensive: Stetson Bennett, Sr., QB, Georgia Defensive: Javon Bullard, So., DB, Georgia
Jan. 8, 2024	#1 Michigan (15-0) John Harbaugh	34-13	#2 Washington (14-1) Kalen DeBoer	NRG Stadium Houston, Texas (72,808)	Offensive: Blake Corum, Sr., RB, Michigan Defensive: Will Johnson, So., DB, Michigan

COLLEGE FOOTBALL PLAYOFF

COLLEGE FOOTBALL PLAYOFF APPEARANCES BY TEAM

TEAM	CONFERENCE	OVERALL RECORD	PLAYOFF SEMIFINALS	YEARS	CFP NATIONAL CHAMPIONSHIP	YEARS
Alabama	SEC	9-5	6-2	2014-15 2015-16 2016-17 2017-18 2018-19 2020-21 2021-22 2023-24	3-3	2016 2017 2018 2019 2021 2022
Clemson	ACC	6-4	4-2	2015-16 2016-17 2017-18 2018-19 2019-20 2020-21	2-2	2016 2017 2019 2020
Georgia	SEC	5-1	3-0	2017-18 2021-22 2022-23	2-1	2018 2022 2023
Ohio State	Big Ten	3-4	2-3	2014-15 2016-17 2019-20 2020-21 2022-23	1-1	2015 2021
LSU	SEC	2-0	1-0	2019-20	1-0	2020
Michigan	Big Ten	2-2	1-2	2021-22 2022-23 2023-24	1-0	2024
Oregon	Pac-12	1-1	1-0	2014-15	0-1	2015
TCU	Big 12	1-1	1-0	2022-23	0-1	2023
Washington	Pac-12	1-2	1-1	2016-17 2023-24	0-1	2024
Cincinnati	American	0-1	0-1	2021-22		
Florida State	ACC	0-1	0-1	2014-15		
Michigan State	Big Ten	0-1	0-1	2015-16		
Texas	Big 12	0-1	0-1	2023-24		
Notre Dame	Independent ACC (2020-21 season only)	0-2	0-2	2018-19 2020-21		
Oklahoma	Big 12	0-4	0-4	2015-16 2017-18 2018-19 2019-20		

Bold indicates CFP national champion
Last updated: January 8, 2024

COLLEGE FOOTBALL PLAYOFF

COLLEGE FOOTBALL PLAYOFF APPEARANCES BY TEAM

ALABAMA

2014-15	Sugar*	vs. Ohio State	L 35-42
2015-16	Cotton*	vs. Michigan State	W 38-0
	NCG	vs. Clemson	W 45-40
2016-17	Peach*	vs. Washington	W 24-7
	NCG	vs. Clemson	L 31-35
2017-18	Sugar*	vs. Clemson	W 24-6
	NCG	vs. Georgia	W 26-23 (OT)
2018-19	Orange*	vs. Oklahoma	W 45-34
	NCG	vs. Clemson	L 16-44
2020-21	Rose*	vs. Notre Dame	W 31-14
	NCG	vs. Ohio State	W 52-24
2021-22	Cotton*	vs. Cincinnati	W 27-6
	NCG	vs. Georgia	L 18-33
2023-24	Rose*	vs. Michigan	L 20-27 (OT)

CINCINNATI

2021-22	Cotton*	vs. Alabama	L 6-27
---------	---------	-------------	--------

CLEMSON

2015-16	Orange*	vs. Oklahoma	W 37-17
	NCG	vs. Alabama	L 40-45
2016-17	Fiesta*	vs. Ohio State	W 31-0
	NCG	vs. Alabama	W 35-31
2017-18	Sugar*	vs. Clemson	L 6-24
2018-19	Cotton*	vs. Notre Dame	W 30-3
	NCG	vs. Alabama	W 44-16
2019-20	Fiesta*	vs. Ohio State	W 29-23
	NCG	vs. LSU	L 25-42
2020-21	Sugar*	vs. Ohio State	L 28-49

FLORIDA STATE

2014-15	Rose*	vs. Oregon	L 20-59
---------	-------	------------	---------

GEORGIA

2017-18	Rose*	vs. Oklahoma	W 54-48 (2OT)
	NCG	vs. Alabama	L 23-26 (OT)
2021-22	Orange*	vs. Michigan	W 34-11
	NCG	vs. Alabama	W 33-18
2022-23	Peach*	vs. Ohio State	W 42-41
	NCG	vs. TCU	W 65-7

LSU

2019-20	Peach*	vs. Oklahoma	W 63-28
	NCG	vs. Clemson	W 42-25

MICHIGAN

2021-22	Orange*	vs. Georgia	L 11-34
2022-23	Fiesta*	vs. TCU	L 45-51
2023-24	Rose*	vs. Alabama	W 27-20 (OT)
	NCG	vs. Washington	W 34-13

MICHIGAN STATE

2015-16	Cotton*	vs. Alabama	L 0-38
---------	---------	-------------	--------

NOTRE DAME

2018-19	Cotton*	vs. Clemson	L 3-30
2020-21	Rose*	vs. Alabama	L 14-31

OHIO STATE

2014-15	Sugar*	vs. Alabama	W 42-35
	NCG	vs. Oregon	W 42-20
2016-17	Fiesta*	vs. Clemson	L 0-31
2019-20	Fiesta*	vs. Clemson	L 23-29
2020-21	Sugar*	vs. Clemson	W 49-28
	NCG	vs. Alabama	L 24-52
2022-23	Peach*	vs. Georgia	L 41-42

OKLAHOMA

2015-16	Orange*	vs. Clemson	L 17-37
2017-18	Rose*	vs. Georgia	L 48-54 (2OT)
2018-19	Orange*	vs. Alabama	L 34-45
2019-20	Peach*	vs. LSU	L 28-63

OREGON

2014-15	Rose*	vs. Florida State	W 59-20
	NCG	vs. Ohio State	L 20-42

TCU

2022-23	Fiesta*	vs. Michigan	W 51-45
	NCG	vs. Georgia	L 7-65

TEXAS

2023-24	Sugar*	vs. Washington	L 31-37
---------	--------	----------------	---------

WASHINGTON

2016-17	Peach*	vs. Alabama	L 7-24
2023-24	Sugar*	vs. Texas	W 37-31
	NCG	vs. Michigan	L 13-34

* Playoff Semifinal

COLLEGE FOOTBALL PLAYOFF

COLLEGE FOOTBALL PLAYOFF APPEARANCES BY CONFERENCE

CONFERENCE	TOTAL APPEARANCES	OVERALL RECORD	PLAYOFF SEMIFINALS	CFP NATIONAL CHAMPIONSHIP
SEC	22	16-6	10-2	6-4
ACC	12	6-6	4-4	2-2
Big Ten	12	5-7	3-6	2-1
Pac-12	5	2-3	2-1	0-2
Big 12	7	1-6	1-5	0-1
American	1	0-1	0-1	0-0
Independent	1	0-1	0-1	0-0

COLLEGE FOOTBALL PLAYOFF

2024

**CFP NATIONAL
CHAMPIONSHIP -
HOUSTON**

2024 CFP NATIONAL CHAMPIONSHIP - HOUSTON

#1 MICHIGAN VS.
#2 WASHINGTON

Monday, January 8, 2024

NRG Stadium

Houston, Texas

Attendance: 72,808

Kickoff Time: 6:46 p.m. CT

End of Game: 10:11 p.m. CT

Total Elapsed Time: 3:24

Offensive Player of the Game:

Blake Corum, Sr., RB, Michigan

Defensive Player of the Game:

Will Johnson, So., DB, Michigan

Score by Quarters	1	2	3	4	F
#2 Washington (14-1)	3	7	3	0	13
#1 Michigan (15-0)	14	3	3	14	34

FINAL TEAM STATISTICS

	UW	UM
First downs	17	16
Rushing	2	10
Passing	13	6
Penalty	2	0
Rushes-Yards	20-46	38-303
Passing Yards	255	140
Passes Comp-Att-Int	27-51-2	10-19-0
Total Offense	71-301	57-443
(Plays-Yards)		
Punt Returns-Yards	1-0	0-0
Kickoff Returns-Yards	1-17	2-27
Punts (Number-Avg)	5-47.8	5-46.8
Fumbles-Lost	0-0	0-0
Sacks By:	1-4	1-12
(Number-Yards)		
Penalties-Yards	5-30	5-45
3rd Down Conversions	2 of 14	1 of 10
4th Down Conversions	2 of 5	0 of 1

GAME RECAP

The No. 1 Michigan Wolverines defeated the No. 2 Washington Huskies, 34-13, capturing the program's first national championship in the College Football Playoff era, first overall national title since 1997 and 12th in program history.

Michigan rushed for 303 yards, including 229 in the first quarter alone behind 41 and 46-yard touchdown runs by Donovan Edwards, both of which rank as the second and third-longest ever in the CFP National Championship. Edwards, who is the first player to run for multiple 40+ yard touchdowns in the national championship game, finished the outing with 104 rushing yards and joined fellow RB Blake Corum in the century club. Corum racked up 134 yards, including two fourth-quarter TDs to seal the victory and capture Offensive Player of the Game honors. It was the first time in CFP history that a team produced multiple 100-yard rushers in the national championship game.

The Wolverines, who appeared in the Playoff Semifinals the previous two seasons, held Washington to one passing touchdown, while allowing only 46 rushing yards from the Huskies. All 15 of Michigan's opponents were held under 25 points per game, making UM the first FBS team to limit 15 different teams under that threshold in a single season since Minnesota in 1903.

Sophomore DB Will Johnson was named Defensive Player of the Game after picking off a Washington pass to open the second half and collecting four tackles. Fellow DB Mike Sainristil also collected an interception on the night, returning it 81 yards to set a CFP title game record. He also led the team with eight tackles.

The 2023-24 campaign is the winningest season in Michigan history, as the Wolverines join the 2018-19 Clemson Tigers, 2019-20 LSU Tigers and 2023-23 Georgia Bulldogs as the fourth team in the CFP era to finish a season with a perfect 15-0 record. Michigan's victory also marked the second straight year (Georgia, 2022-23) and fourth time in the last five seasons (LSU, 2019-20; Alabama, 2020-21) that the top-ranked team went on to win the national title.

SCORING SUMMARY

QTR	TIME	V-H	TEAM	SCORING PLAY	DRIVE
1st	10:14	0-7	Michigan	Donovan Edwards 41 yd rush (James Turner kick)	8-84 (04:42)
	03:56	3-7	Washington	Grady Gross 25 yd field goal	14-67 (06:18)
	02:23	3-14	Michigan	Donovan Edwards 46 yd rush (James Turner kick)	4-86 (01:27)
2nd	13:28	3-17	Michigan	James Turner 31 yd field goal	5-65 (01:53)
	00:42	10-17	Washington	Jalen McMillan 3 yd pass from Michael Penix Jr. (Grady Gross kick)	11-61 (04:01)
3rd	11:55	10-20	Michigan	James Turner 38 yd field goal	6-12 (03:00)
	08:58	13-20	Washington	Grady Gross 45 yd field goal	7-47 (02:57)
4th	07:09	13-27	Michigan	Blake Corum 12 yd rush (James Turner kick)	5-71 (02:35)
	03:37	13-34	Michigan	Blake Corum 1 yd rush (James Turner kick)	2-8 (00:52)

COLLEGE FOOTBALL PLAYOFF

2024 CFP NATIONAL CHAMPIONSHIP - HOUSTON

INDIVIDUAL STATISTICS

Rushing: Washington - Dillon Johnson, 11-33; Jalen McMillan, 1-9; Will Nixon, 2-7; Tybo Rogers, 1-2; Ja'Lynn Polk, 1-1; Michael Penix Jr., 3- -5. Michigan - Blake Corum, 21-134, 2 TD; Donovan Edwards, 6-104, 2 TD; J.J. McCarthy, 4-31; Kaleb Mullings, 3-21; Alex Orji, 2-15.

Passing: Washington - Michael Penix Jr., 27-51-2, 255, 1 TD. Michigan - J.J. McCarthy, 10-18-0, 140.

Receiving: Washington - Jalen McMillan, 6-33, 1 TD; Rome Odunze, 5-87; Jack Westover, 5-42; Ja'Lynn Polk, 4-37; Will Nixon, 3-7; Dillon Johnson, 2-24; Devin Culp, 1-14; Tybo Rogers, 1-11. Michigan - Colston Loveland, 3-64; Roman Wilson, 3-54; Cornelius Johnson, 3-25; Semaj Morgan, 1- -3.

Punting: Washington - Jack McCallister, 5-239, 47.8. Michigan - Tommy Doman, 5-234, 46.8.

Returns: Washington - Punt: Giles Jackson, 1-0; Kickoff: Daniyel Ngata, 1-17; Intercept: None. Michigan - Punt: None; Kickoff: Semaj Morgan, 2-27; Intercept: Will Johnson, 1-0; Mike Sainristil, 1-81.

Field Goals: Washington - Grady Gross, 2-2 (25 Good, 45 Good). Michigan - James Turner, 2-2 (31 Good, 38 Good).

Tackles: (Solo-Assist-Total, Sacks-Yds, TFL-Yds) Washington - Dominique Hampton (6-4-10, 0, 0); Carson Bruener (3-3-6, 0, 1.0-1); Alphonzo Tuputala (4-1-5, 0, 0); Elijah Jackson (4-1-5, 0, 0); Edefuan Ulofoshio (4-0-4, 0, 0); Bralen Trice (2-1-3, 0, 0); Kamren Fabiculanan (2-0-2, 0, 1.0-3); Jabbar Muhammad (2-0-2, 0, 0); Tuli Letuligasenoa (1-1-2, 0, 0); Ulumoo Ale (1-1-2, 1.0-4, 1.0-4); Thaddeus Dixon (1-1-2, 0, 0); Maurice Heims (1-0-1, 0, 0); Richard Newton (1-0-1, 0, 0); Drew Fowler (1-0-1, 0, 0); Tybo Rogers (1-0-1, 0, 0); Jacob Bandes (1-0-1, 0, 0); Asa Turner (1-0-1, 0, 0); Voi Tunuufi (1-0-1, 0, 0); Jack Westover (1-0-1, 0, 0); Faatui Tuitele (0-1-1, 0, 0). Michigan - Mike Sainristil (6-2-8, 0, 0); Junior Colson (4-2-6, 0, 0); Keon Sabb (2-4-6, 0, 0); Josaiah Stewart (4-1-5, 0, 0); Josh Wallace (3-2-5, 0, 0); Michael Barrett (3-1-4, 0, 0); Will Johnson (2-2-4, 0, 0); Rod Moore (2-2-4, 0, 0); Makari Paige (2-1-3, 0, 0); Mason Graham (1-2-3, 0, 0); Kenneth Grant (2-0-2, 1.0-12, 1.0-12); Kris Jenkins (1-1-2, 0, 0); Ernest Hausmann (0-2-2, 0, 0); Micah Pollard (1-0-1, 0, 0); Cam Goode (0-1-1, 0, 0); Joe Taylor (0-1-1, 0, 0); Eamonn Dennis (0-1-1, 0, 0); Jaylen Harrell (0-1-1, 0, 0).

WASHINGTON STARTERS

POS.	NO.	OFFENSE
WR	1	Rome Odunze
WR	2	Ja'Lynn Polk
TE	37	Jack Westover
OL	55	Troy Fautanu
RB	7	Dillon Johnson
OL	71	Nate Kalepo
OL	72	Parker Brailsford
OL	73	Roger Rosengarten
OL	77	Julius Buelow
TE	83	Devin Culp
QB	9	Michael Penix Jr.

POS.	NO.	DEFENSE
CB	1	Jabbar Muhammad
LB	11	Alphonzo Tuputala
S	20	Asa Turner
CB	25	Elijah Jackson
CB	3	Mishael Powell
LB	4	Zion Tupuola-Fetui
LB	5	Edefuan Ulofoshio
S	7	Dominique Hampton
LB	8	Bralen Trice
DL	91	Tuli Letuligasenoa
DL	99	Faatui Tuitele

WASHINGTON RESERVES

0 - Giles Jackson, 0 - Jaivion Green, 10 - Ralen Goforth, 11 - Jalen McMillan, 12 - Tristan Dunn, 12 - Denzel Boston, 13 - Kamren Fabiculanan, 20 - Tybo Rogers, 21 - Daniyel Ngata, 23 - Leroy Bryant, 24 - Makell Esteen, 38 - Jack McCallister, 4 - Germie Bernard, 42 - Carson Bruener, 45 - Maurice Heims, 46 - Sekai Asoau-Afoa, 48 - Jacob Lane, 52 - Voi Tunuufi, 54 - Drew Fowler, 55 - Jacob Bandes, 56 - Geirean Hatchett, 6 - Richard Newton, 68 - Ulumoo Ale, 8 - Will Nixon, 85 - Josh Cuevas, 86 - Griffin Waiss, 88 - Quentin Moore, 89 - Jaden Green, 9 - Thaddeus Dixon, 95 - Grady Gross.

MICHIGAN STARTERS

POS.	NO.	OFFENSE
WR	1	Roman Wilson
TE	18	Colston Loveland
RB	2	Blake Corum
OL	52	Karsen Barnhart
OL	53	Trente Jones
WR	6	Cornelius Johnson
OL	60	Drake Nugent
OL	73	LaDarius Henderson
OL	77	Trevor Keegan
WR	8	Tyler Morris
QB	9	J.J. McCarthy

POS.	NO.	DEFENSE
DB	0	Mike Sainristil
DB	12	Josh Wallace
DE	17	Braiden McGregor
DB	2	Will Johnson
LB	23	Michael Barrett
LB	25	Junior Colson
DB	3	Keon Sabb
DE	32	Jaylen Harrell
DL	55	Mason Graham
DB	9	Rod Moore
DL	94	Kris Jenkins

MICHIGAN RESERVES

0 - Darrius Clemons, 10 - Alex Orji, 10 - Zeke Berry, 15 - Ernest Hausmann, 18 - Ja'Den McBurrows, 19 - Tommy Doman, 20 - Kaleb Mullings, 22 - Tavierre Dunlap, 26 - Jake Thaw, 28 - Quinten Johnson, 30 - Jimmy Rolder, 31 - Leon Franklin, 32 - James Turner, 33 - German Green, 35 - Caden Kolesar, 36 - Keshawn Harris, 37 - Danny Hughes, 39 - Joe Taylor, 4 - Micah Pollard, 40 - Christian Boivin, 42 - T.J. Guy, 44 - Max Bredeson, 49 - William Wagner, 5 - Josaiah Stewart, 58 - Giovanni El-Hadi, 7 - Makari Paige, 7 - Donovan Edwards, 74 - Reece Atteberry, 75 - Andrew Gentry, 78 - Myles Hinton, 78 - Kenneth Grant, 79 - Jeffrey Persi, 8 - Derrick Moore, 80 - Eamonn Dennis, 81 - Peyton O'Leary, 82 - Semaj Morgan, 86 - Zach Peterson, 88 - Matthew Hibner, 89 - AJ Barner, 91 - Cameron Brandt, 95 - Trey Pierce, 99 - Cam Goode.

COLLEGE FOOTBALL PLAYOFF

2023

**CFP NATIONAL
CHAMPIONSHIP -
LOS ANGELES**

2023 CFP NATIONAL CHAMPIONSHIP - LOS ANGELES



#1 GEORGIA VS. #3 TCU

Monday, January 9, 2023

SoFi Stadium

Inglewood, California

Attendance: 72,628

Kickoff Time: 4:45 p.m. PT

End of Game: 7:56 p.m. PT

Total Elapsed Time: 3:11

Offensive Player of the Game:

Stetson Bennett, Sr., QB, Georgia

Defensive Player of the Game:

Javon Bullard, So., DB, Georgia

Score by Quarters	1	2	3	4	F
#3 TCU (13-2)	7	0	0	0	7
#1 Georgia (15-0)	17	21	14	13	65

FINAL TEAM STATISTICS

	TCU	UGA
First downs	9	32
Rushing	4	15
Passing	4	16
Penalty	1	1
Rushes-Yards	28-36	44-254
Passing Yards	152	335
Passes Comp-Att-Int	14-23-2	20-28-0
Total Offense	51-188	72-589
(Plays-Yards)		
Punt Returns-Yards	0-0	0-0
Kickoff Returns-Yards	6-135	1-27
Punts (Number-Avg)	5-37.0	1-48.0
Fumbles-Lost	1-1	0-0
Sacks By:	0-0	5-38
(Number-Yards)		
Penalties-Yards	5-50	4-30
3rd Down Conversions	2 of 11	9 of 13
4th Down Conversions	0 of 2	1 of 1

GAME RECAP

The No. 1 Georgia Bulldogs defeated the No. 3 TCU Horned Frogs, 65-7, to capture the program's second straight College Football Playoff National Championship.

Unlike the 2022 national championship game where the Bulldogs needed to rally to secure the title, Georgia scored on its first six possessions of the contest vs. TCU and entered the locker room with a 31-point halftime lead off 371 yards and averaging 9.3 yards per play. UGA finished with 589 total yards and limited TCU to 188 yards, an average of 3.7 per play. The Bulldogs' 65 points were the most ever in a CFP or BCS title game.

Senior quarterback Stetson Bennett, a former walk-on, threw for 304 yards and four touchdowns, while also pitching in another two rushing scores. Bennett, whose six total touchdowns tied LSU's Joe Burrow (2020) for the CFP National Championship record, was voted the Offensive Player of the Game for the second straight year.

Overall, Georgia's offense posted five rushing touchdowns, including the pair by Bennett and another two from Branson Robinson. Ladd McConkey also pulled down two touchdown receptions on the night, while Brock Bowers grabbed seven passes for 152 yards and a TD.

Sophomore DB Javon Bullard was named Defensive Player of the Game after picking off a pair of TCU passes and recovering a Horned Frog fumble, all in the first half. Overall, the Bulldog defense finished the night with five sacks and nine tackles for loss, including a pair by Bear Alexander. Smael Mondon Jr. led Georgia with five tackles, including four solo stops.

Georgia is the first team in the College Football Playoff era to win back-to-back national championships. The victory marked the Bulldogs' 17th in a row to tie the program record, originally set from 1945-47. UGA completed the 2022-23 campaign with a perfect 15-0 record, joining the 2018-19 Clemson Tigers and 2019-20 LSU Tigers as the third team in the CFP era to accomplish the feat. Georgia's win also marked the third time in the last four seasons (LSU, 2019-20; Alabama, 2020-21) that the top-ranked team went on to win the national title.

SCORING SUMMARY

QTR	TIME	V-H	TEAM	SCORING PLAY	DRIVE
1st	11:01	0-7	Georgia	Stetson Bennett 21 yd rush (Jack Podlesny kick)	5-57 (02:58)
	06:51	0-10	Georgia	Jack Podlesny 24 yd field goal	6-27 (02:39)
	04:45	7-10	TCU	Max Duggan 2 yd rush (Griffin Kell kick)	5-75 (02:06)
	02:43	7-17	Georgia	Ladd McConkey 37 yd pass from Stetson Bennett (Jack Podlesny kick)	4-70 (01:56)
2nd	08:30	7-24	Georgia	Stetson Bennett 6 yd rush (Jack Podlesny kick)	11-92 (05:43)
	01:19	7-31	Georgia	Kendall Milton 1 yd rush (Jack Podlesny kick)	11-66 (05:15)
	00:26	7-38	Georgia	Adonai Mitchell 22 yd pass from Stetson Bennett (Jack Podlesny kick)	2-22 (00:10)
3rd	10:52	7-45	Georgia	Brock Bowers 22 yd pass from Stetson Bennett (Jack Podlesny kick)	4-55 (01:22)
	02:17	7-52	Georgia	Ladd McConkey 14 yd pass from Stetson Bennett (Jack Podlesny kick)	9-84 (05:17)
4th	09:24	7-59	Georgia	Branson Robinson 1 yd rush (Jack Podlesny kick)	9-54 (04:49)
4th	07:23	7-65	Georgia	Branson Robinson 19 yd rush (Jack Podlesny kick missed)	1-19 (00:07)

COLLEGE FOOTBALL PLAYOFF

2023 CFP NATIONAL CHAMPIONSHIP - LOS ANGELES

INDIVIDUAL STATISTICS

Rushing: TCU - Emari Demercado, 14-59; Emani Bailey, 2-9; Chandler Morris, 1-4; Derius Davis, 1-2; Max Duggan, 10- -38, 1 TD. Georgia - Kenny McIntosh, 8-50; Branson Robinson, 7-42, 2 TD; Stetson Bennett, 3-39, 2 TD; Sevaughn Clark, 5-35; Kendall Milton, 10-33, 1 TD; Daijun Edwards, 5-30; Brock Bowers, 2-15; Ladd McConkey, 1-14.

Passing: TCU - Max Duggan, 14-22-2, 152; Chandler Morris, 0-1-0, 0. Georgia - Stetson Bennett, 18-25-0, 304, 4 TD; Carson Beck, 2-3-0, 31.

Receiving: TCU - Derius Davis, 5-101; Jared Wiley, 2-14; Blair Conwright, 1-15; Geor'quarius Spivey, 1-10; Taye Barber, 1-8; Quentin Johnston, 1-3; Emani Bailey, 1-2; Corey Wren, 1-1; Emari Demercado, 1- -2. Georgia - Brock Bowers, 7-152, 1 TD; Ladd McConkey, 5-88, 2 TD; Daijun Edwards, 2-12; Darnell Washington, 1-28; Adonai Mitchell, 1-22, 1 TD; Kearis Jackson, 1-20; Dillon Bell, 1-11; Arian Smith, 1-3; Kenny McIntosh, 1- -1.

Punting: TCU - Jordy Sandy, 5-185, 37.0. Georgia - Brett Thorson, 1-48, 48.0.

Returns: TCU - Punt: None; Kickoff: Derius Davis, 6-135; Intercept: None. Georgia - Punt: None; Kickoff: Kearis Jackson, 1-27; Intercept: Javon Bullard, 2-3.

Field Goals: TCU - None. Georgia - Jack Podlesny, 1-1 (24 Good).

Tackles: (Solo-Assist-Total, Sacks-Yds, TFL-Yds) TCU - Jamoi Hodge (6-1-7, 0, 0); Millard Bradford (4-3-7, 0, 0); Dee Winters (4-3-7, 0, 0); Johnny Hodges (5-1-6, 0, 1.0-1); Mark Perry (3-3-6, 0, 0); Bud Clark (3-2-5, 0, 0); Tre'Vius Hodges-Tomlinson (2-3-5, 0, 0); Dylan Horton (2-2-4, 0, 1.0-1); Abe Camara (2-2-4, 0, 0); Terrell Cooper (1-3-4, 0, 0); Caleb Fox (1-1-2, 0, 0); Josh Foster (1-0-1, 0, 0); Quentin Johnston (1-0-1, 0, 0); Tymon Mitchell (1-0-1, 0, 0); Derius Davis (1-0-1, 0, 0); George Ellis (1-0-1, 0, 0); Soni Misi (1-0-1, 0, 0); Kee'yon Stewart (1-0-1, 0); Josh Newton (0-1-1, 0, 0); Namdi Obiazor (0-1-1, 0, 0). Georgia - Smael Mondon Jr. (4-1-5, 0, 0.5-3); Jamon Dumas-Johnson (2-2-4, 0, 0); Christopher Smith (3-0-3, 0, 0); Kamari Lassiter (3-0-3, 0, 1.0-2); Robert Beal Jr. (3-0-3, 1.0-1, 1.0-1); Mykel Williams (2-0-2, 1.0-8, 1.0-8); Chaz Chambliss (2-0-2, 0, 0); Bear Alexander (2-0-2, 1.0-10, 2.0-13); Jalen Carter (2-0-2, 0, 0); Nazir Stackhouse (1-1-2, 0, 0.5-3); David Daniel-Sisavanh (1-1-2, 0, 0); Warren Brinson (1-0-1, 0, 0); MJ Sherman (1-0-1, 0, 0); Malaki Starks (1-0-1, 0, 0); Darris Smith (1-0-1, 0, 0); Javon Bullard (1-0-1, 0, 0); Marcus Rosemy-Jacksaint (1-0-1, 0, 0); Jack Podlesny (1-0-1, 0, 0); Trezmen Marshall (1-0-1, 0, 1.0-2); Tykee Smith (1-0-1, 1.0-9, 1.0-9); Jalon Walker (1-0-1, 1.0-10, 1.0-10); Tyrion Ingram-Dawkins (1-0-1, 0, 0); Nyland Green (1-0-1, 0, 0); Tramel Walthour (0-1-1, 0, 0); Kelee Ringo (0-1-1, 0, 0); JaCorey Thomas (0-1-1, 0, 0).

TCU STARTERS

POS.	NO.	OFFENSE
WR	1	Quentin Johnston
WR	11	Derius Davis
QB	15	Max Duggan
WR	18	Savion Williams
TE	19	Jared Wiley
RB	3	Emari Demercado
OL	56	Alan Ali
OL	74	Andrew Coker
OL	77	Brandon Coleman
OL	78	Wes Harris
OL	79	Steve Avila

POS.	NO.	DEFENSE
CB	1	Tre'Vius Hodges-Tomlinson
LB	13	Dee Winters
CB	24	Josh Newton
S	26	Bud Clark
S	28	Millard Bradford
S	3	Mark Perry
DL	52	Damonic Williams
LB	57	Johnny Hodges
LB	6	Jamoi Hodge
DL	95	Terrell Cooper
DL	98	Dylan Horton

TCU RESERVES

0 - Blair Conwright, 12 - Geor'quarius Spivey, 14 - Abe Camara, 15 - Josh Foster, 17 - Deshawn McCuin, 17 - Trent Battle, 19 - Shadrach Banks, 2 - Kee'yon Stewart, 2 - Chandler Morris, 21 - Corey Wren, 27 - Jaionte McMillan, 27 - Gunnar Henderson, 31 - Jordy Sandy, 34 - Zach Marcheselli, 39 - Griffin Kell, 4 - Namdi Obiazor, 4 - Taye Barber, 42 - Brent Maticisk, 47 - Carter Ware, 53 - John Lanz, 55 - Robby Rochester, 58 - Altrique Barlow, 6 - Chase Jackson, 66 - Noah Bolticoff, 7 - Jordan Hudson, 71 - Marcus Williams, 75 - Brannon Brown, 76 - Garrett Hayes, 80 - D'Andre Rogers, 81 - Chase Curtis, 82 - Alex Honig, 86 - Curtis Raymond III, 9 - Emani Bailey, 90 - Caleb Fox, 91 - Tymon Mitchell, 93 - George Ellis, 96 - Lwal Uguak, 99 - Soni Misi, 99 - Luke Laminack.

GEORGIA STARTERS

POS.	NO.	OFFENSE
TE	0	Darnell Washington
WR	1	Marcus Rosemy-Jacksaint
QB	13	Stetson Bennett
TE	19	Brock Bowers
OL	59	Broderick Jones
RB	6	Kenny McIntosh
OL	63	Sedrick Van Pran
OL	65	Amarius Mims
OL	69	Tate Ratledge
OL	73	Xavier Truss
WR	84	Ladd McConkey

POS.	NO.	DEFENSE
LB	10	Jamon Dumas-Johnson
LB	2	Smael Mondon Jr.
DB	22	Javon Bullard
DB	24	Malaki Starks
DB	29	Christopher Smith
DB	3	Kamari Lassiter
LB	33	Robert Beal Jr.
DB	5	Kelee Ringo
DL	78	Nazir Stackhouse
DL	88	Jalen Carter
DL	90	Tramel Walthour

GEORGIA RESERVES

0 - Rian Davis, 1 - Nyland Green, 10 - Kearis Jackson, 11 - Jalon Walker, 11 - Arian Smith, 13 - Mykel Williams, 14 - David Daniel-Sisavanh, 15 - Trezmen Marshall, 15 - Carson Beck, 19 - Darris Smith, 2 - Kendall Milton, 20 - JaCorey Thomas, 20 - Sevaughn Clark, 22 - Branson Robinson, 23 - Tykee Smith, 23 - De'Nylon Morrisette, 30 - Daijun Edwards, 31 - Grant Briscoe, 32 - Chaz Chambliss, 4 - Oscar Delp, 43 - Davis Day, 44 - Cade Brock, 47 - Payne Walker, 5 - Adonai Mitchell, 50 - Warren Ericson, 53 - Dylan Fairchild, 55 - Jared Wilson, 56 - William Mote, 56 - Micah Morris, 58 - Austin Blaske, 6 - Daylen Everette, 68 - Chris Brown, 7 - Marvin Jones Jr., 70 - Devin McClendon, 77 - Devin Willock, 8 - MJ Sherman, 8 - Dominick Blaylock, 80 - Brett Seither, 86 - Dillon Bell, 87 - Mekhi Mews, 88 - Ryland Goede, 9 - Jaheim Singletary, 9 - Jackson Meeks, 92 - Brett Thorson, 93 - Tyrion Ingram-Dawkins, 94 - Jonathan Jefferson, 96 - Jack Podlesny, 97 - Warren Brinson, 99 - Jared Zirkel, 99 - Bear Alexander.

COLLEGE FOOTBALL PLAYOFF

2022

**CFP NATIONAL
CHAMPIONSHIP -
INDIANAPOLIS**

2022 CFP NATIONAL CHAMPIONSHIP - INDIANAPOLIS



#1 ALABAMA VS. #3 GEORGIA

Monday, January 10, 2022

Lucas Oil Stadium

Indianapolis, Indiana

Attendance: 68,311

Kickoff Time: 8:16 p.m. ET

End of Game: 11:57 p.m. ET

Total Elapsed Time: 3:41

Offensive Player of the Game:

Stetson Bennett, Sr., QB, Georgia

Defensive Player of the Game:

Lewis Cine, Jr., DB, Georgia

Score by Quarters	1	2	3	4	F
#3 Georgia (14-1)	0	6	7	20	33
#1 Alabama (13-2)	3	6	0	9	18

FINAL TEAM STATISTICS

	UGA	UA
First downs	20	22
Rushing	7	5
Passing	10	15
Penalty	3	2
Rushes-Yards	30-140	28-30
Passing Yards	224	369
Passes Comp-Att-Int	17-26-0	35-57-2
Total Offense	56-364	85-399
(Plays-Yards)		
Punt Returns-Yards	1-0	1- -2
Kickoff Returns-Yards	1-30	0-0
Punts (Number-Avg)	5-44.6	4-37.0
Fumbles-Lost	0-0	0-0
Sacks By:	4-43	5-46
(Number-Yards)		
Penalties-Yards	10-70	7-57
3rd Down Conversions	4 of 12	9 of 20
4th Down Conversions	0 of 0	0 of 1

GAME RECAP

The No. 3 Georgia Bulldogs defeated the No. 1 Alabama Crimson Tide, 33-18, capturing the program's first national championship in the College Football Playoff and first overall national title in 41 years.

In the contest, senior quarterback Stetson Bennett, a former walk-on, threw two touchdown passes, including scoring throws of 40 yards to Adonai Mitchell and 15 yards to Brock Bowers. Bennett completed 17-of-26 passes for 224 yards en route to being voted the Offensive Player of the Game.

Georgia again leaned on its defense, allowing only 30 rushing yards from the Tide. UGA's title clinching touchdown came on cornerback Kelee Ringo's 79-yard interception return of Bryce Young's pass with less than a minute remaining. It was redemption for a Bulldog defensive unit that hadn't allowed more than 17 points in a game before being humbled in its 41-24 loss to Alabama in the SEC championship game on Dec. 4. The Bulldogs entered the national championship game allowing a nation-best 9.6 points per game.

Junior DB Lewis Cine was named Defensive Player of the Game after collecting seven total tackles, including six solo stops, one from behind the line of scrimmage and a pass breakup.

Linebackers Quay Walker and Channing Tindall led Georgia with eight tackles apiece, while Nolan Smith pitched in two tackles for loss.

Georgia completed the 2021-22 campaign with a 14-1 record, capped by its first national title since the 1980 season under Vince Dooley. The victory also marked the first for UGA head coach Kirby Smart, former Alabama defensive coordinator, in five meetings with Crimson Tide head coach Nick Saban.

SCORING SUMMARY

QTR	TIME	V-H	TEAM	SCORING PLAY	DRIVE
1st	09:55	0-3	Alabama	Will Reichard 37 yd field goal	14-56 (05:05)
2nd	12:35	3-3	Georgia	Jack Podlesny 24 yd field goal	11-87 (05:51)
	11:13	3-6	Alabama	Will Reichard 45 yd field goal	5-47 (01:22)
	07:07	3-9	Alabama	Will Reichard 37 yd field goal	6-55 (02:29)
	03:09	6-9	Georgia	Jack Podlesny 49 yd field goal	9-34 (03:58)
3rd	01:20	13-9	Georgia	Zamir White 1 yd run (Jack Podlesny kick)	4-80 (01:58)
4th	12:59	13-12	Alabama	Will Reichard 21 yd field goal	10-72 (03:21)
	10:14	13-18	Alabama	Cameron Latu 3 yd pass from Bryce Young (pass from Bryce Young failed)	4-16 (01:21)
	08:09	19-18	Georgia	Adonai Mitchell 40 yd pass from Stetson Bennett (James Cook rush failed)	4-75 (02:05)
	03:33	26-18	Georgia	Brock Bowers 15 yd pass from Stetson Bennett (Jack Podlesny kick)	7-62 (03:37)
	00:54	33-18	Georgia	Kelee Ringo 79 yd interception return (Jack Podlesny kick)	(02:39)

COLLEGE FOOTBALL PLAYOFF

2022 CFP NATIONAL CHAMPIONSHIP - INDIANAPOLIS

INDIVIDUAL STATISTICS

Rushing: Georgia - Zamir White, 13-84, 1 TD; James Cook, 6-77; Kenny McIntosh, 2-6; Ladd McConkey, 1- -3; Stetson Bennett, 8 - -24. Alabama - Brian Robinson Jr., 22-68; Trey Sanders, 2-5; Bryce Young, 4- -43.

Passing: Georgia - Stetson Bennett, 17-26-0, 244, 2 TD. Alabama - Bryce Young, 35-57-2, 369, 1 TD.

Receiving: Georgia - Brock Bowers, 4-36, 1 TD; Kenny McIntosh, 3-23; Adonai Mitchell, 2-50, 1 TD; Jermaine Burton, 2-28; James Cook, 2-15; George Pickens, 1-52; Darnell Washington, 1-9; Kearis Jackson, 1-8; Ladd McConkey, 1-3. Alabama - Slade Bolden, 7-44; Ja'Corey Brooks, 6-47; Traeshon Holden, 6-28; Cameron Latu, 5-102, 1 TD; Jameson Williams, 4-65; Brian Robinson Jr., 4-28; Agiye Hall, 2-52; Trey Sanders, 1-3; Jahleel Billingsley, 0-0.

Punting: Georgia - Jake Camarda, 5-223, 44.6. Alabama - James Burnip, 4-148, 37.0.

Returns: Georgia - Punt: None; Kickoff: Kenny McIntosh, 1-30; Intercept: Kelee Ringo, 1-79. Alabama - Punt: Slade Bolden, 1- -2; Kickoff: None; Intercept: None.

Field Goals: Georgia - Jack Podlesny, 2-2 (24 Good, 49 Good). Alabama - Will Reichard, 4-5 (37 Good, 45 Good, 37 Good, 48 Blocked, 21 Good).

Tackles: (Solo-Assist-Total, Sacks-Yds, TFL-Yds) Georgia - Quay Walker (7-1-8, 0, 1.0-2); Channing Tindall (5-3-8, 1.0-13, 1.5-14); Lewis Cine (6-1-7, 0, 1.0-1); Christopher Smith (5-2-7, 0, 0); Nolan Smith (5-2-7, 1.0-12, 2.0-13); Kelee Ringo (6-0-6, 0, 0); William Poole (3-1-4, 0, 0.5-0); Devonte Wyatt (3-1-4, 0, 0); Nakobe Dean (2-2-4, 0, 0); Derion Kendrick (2-1-3, 0, 0); Travon Walker (2-1-3, 1.0-12, 1.0-12); Robert Beal Jr. (2-1-3, 1.0-6, 1.0-6); Jalen Carter (1-2-3, 0, 0); Jordan Davis (1-1-2, 0, 1.0-2); Dan Jackson (0-1-1, 0, 0). Alabama - Christian Harris (5-2-7, 3.0-34, 4.0-37); DeMarcco Hellams (4-3-7, 0 1.0-1); Henry To'oTo'o (4-2-6, 0, 0); Jordan Battle (4-0-4, 0, 0); Will Anderson Jr. (3-1-4, 0, 0); Phidarian Mathis (2-2-4, 0, 0); Kool-Aid McKinstry (2-2-4, 0, 0); Dallas Turner (2-2-4, 2.0-12, 2.0-12); Brian Branch (2-1-3, 0, 0); Khyree Jackson (2-0-2, 0, 0); DJ Dale (1-1-2, 0, 0); Byron Young (1-0-1, 0, 0); Daniel Wright (0-1-1, 0, 0); LaBryan Ray (0-1-1, 0, 0).

GEORGIA STARTERS

POS.	NO.	OFFENSE
TE	0	Darnell Washington
RB	3	Zamir White
WR	5	Adonai Mitchell
WR	7	Jermaine Burton
QB	13	Stetson Bennett
TE	19	Brock Bowers
OL	50	Warren Ericson
OL	54	Justin Shaffer
OL	63	Sedrick Van Pran
OL	69	Jamaree Salyer
OL	70	Warren McClendon

POS.	NO.	DEFENSE
LB	4	Nolan Smith
DB	5	Kelee Ringo
LB	7	Quay Walker
CB	11	Derion Kendrick
DB	16	Lewis Cine
LB	17	Nakobe Dean
DB	29	Christopher Smith
DB	31	William Poole
DL	44	Travon Walker
DL	95	Devonte Wyatt
DL	99	Jordan Davis

GEORGIA RESERVES

1 - George Pickens, 2 - Kendall Milton, 4 - James Cook, 6 - Kenny McIntosh, 8 - MJ Sherman, 9 - Ameer Speed, 10 - Kearis Jackson, 10 - Jamon Dumas-Johnson, 13 - Kamari Lassiter, 20 - Smael Mondon, 22 - Javon Bullard, 23 - Jaylen Johnson, 30 - Daijun Edwards, 33 - Robert Beal Jr., 35 - John Staton IV, 41 - Channing Tindall, 47 - Payne Walker, 47 - Dan Jackson, 56 - William Mote, 59 - Broderick Jones, 73 - Xavier Truss, 77 - Devin Willock, 81 - Marcus Rosemy-Jacksaint, 84 - Ladd McConkey, 85 - Owen Condon, 86 - John FitzPatrick, 88 - Jalen Carter, 89 - Malcolm Brown, 90 - Jake Camarda, 92 - Julian Rochester, 96 - Jack Podlesny, 96 - Zion Logue.

ALABAMA STARTERS

POS.	NO.	OFFENSE
WR	1	Jameson Williams
RB	4	Brian Robinson Jr.
WR	7	Ja'Corey Brooks
QB	9	Bryce Young
WR	18	Slade Bolden
OL	55	Emil Ekiyor Jr.
OL	56	Seth McLaughlin
OL	70	Javion Cohen
OL	73	Evan Neal
OL	79	Chris Owens
TE	81	Cameron Latu

POS.	NO.	DEFENSE
DB	1	Kool-Aid McKinstry
DB	2	DeMarcco Hellams
DB	6	Khyree Jackson
LB	8	Christian Harris
DB	9	Jordan Battle
LB	10	Henry To'oTo'o
DB	14	Brian Branch
LB	31	Will Anderson Jr.
DL	47	Byron Young
DL	48	Phidarian Mathis
DL	94	DJ Dale

ALABAMA RESERVES

3 - Daniel Wright, 5 - Javon Baker, 6 - Trey Sanders, 10 - JoJo Earle, 11 - Kristian Story, 11 - Traeshon Holden, 12 - Christian Leary, 13 - Malachi Moore, 15 - Dallas Turner, 16 - Will Reichard, 18 - LaBryan Ray, 19 - Jahleel Billingsley, 20 - Drew Sanders, 27 - DeVonta Smith, 30 - King Mwikuta, 35 - Shane Lee, 37 - Demouy Kennedy, 40 - Kendrick Blackshire, 41 - Chris Braswell, 42 - Jaylen Moody, 49 - Kaine Williams, 50 - Tim Smith, 51 - Kneeland Hibbett, 65 - JC Latham, 74 - Damieon George Jr., 75 - Tommy Brown, 84 - Agiye Hall, 85 - Kendall Randolph, 86 - James Burnip, 92 - Justin Eboigbe, 93 - Jah-Marien Latham.

COLLEGE FOOTBALL PLAYOFF

2021
CFP NATIONAL
CHAMPIONSHIP -
MIAMI

2021 CFP NATIONAL CHAMPIONSHIP - MIAMI



#1 ALABAMA VS. #3 OHIO STATE

Monday, January 11, 2021

Hard Rock Stadium

Miami Gardens, Florida

Attendance: 14,926

Kickoff Time: 8:15 p.m. ET

End of Game: 11:47 p.m. ET

Total Elapsed Time: 3:32

Offensive Player of the Game:

DeVonta Smith, Sr., WR, Alabama

Defensive Player of the Game:

Christian Barmore, So., DL, Alabama

Score by Quarters	1	2	3	4	F
#3 Ohio State (7-1)	7	10	7	0	24
#1 Alabama (13-0)	7	28	10	7	52

FINAL TEAM STATISTICS

	OSU	UA
First downs	19	33
Rushing	5	10
Passing	11	22
Penalty	3	1
Rushes-Yards	29-147	38-157
Passing Yards	194	464
Passes Comp-Att-Int	17-33-0	36-45-0
Total Offense	62-341	83-621
(Plays-Yards)		
Punt Returns-Yards	1-3	2-18
Kickoff Returns-Yards	0-0	2-13
Punts (Number-Avg)	5-42.8	2-38.0
Fumbles-Lost	0-0	1-1
Sacks By:	2-7	1-6
(Number-Yards)		
Penalties-Yards	4-29	6-44
3rd Down Conversions	6 of 14	6 of 11
4th Down Conversions	0 of 2	2 of 2

GAME RECAP

The No. 1 Alabama Crimson Tide defeated the No. 3 Ohio State Buckeyes, 52-24, capturing its third national championship in the College Football Playoff and 18th national crown overall. The 2021 CFP National Championship victory marked head coach Nick Saban's seventh career title, breaking a tie with former Alabama skipper Paul "Bear" Bryant.

In the contest, Heisman Trophy winner DeVonta Smith compiled 215 receiving yards in the first half to establish a new CFP single-game record (previously set by the Tide's O.J. Howard in 2016). Smith, who finished his freshman campaign with a game-winning touchdown catch from Tua Tagovailoa in overtime of the 2018 CFP National Championship, ended his career at Alabama with a program and SEC-record 3,965 career receiving yards. He also set national championship game records for most receptions (12), receiving touchdowns (3) and points receiving (18) en route to being voted the Offensive Player of the Game.

Alabama junior QB Mac Jones completed 36-of-45 passes for a national championship record 464 yards and five touchdowns. Senior RB Najee Harris rushed for 158 yards on 29 carries, scoring three times for an SEC record 30 touchdowns on the year.

Sophomore DL Christian Barmore was named Defensive Player of the Game after collecting five total tackles, including three solo stops, two from behind the line of scrimmage and a six-yard sack. Linebackers Christian Harris and Dylan Moses led Alabama with six tackles apiece, while Christopher Allen and Patrick Surtain each pitched in a tackle for loss.

Alabama completed the 2020-21 campaign with a perfect 13-0 record, joining the 2019-20 LSU Tigers (15-0) and 2018-19 Clemson Tigers (15-0) as the third consecutive team to win the CFP National Championship with an undefeated record. The Crimson Tide's victory also marked the second time in as many years that the top-ranked team in the CFP selection committee rankings went on to win the national title.

SCORING SUMMARY

QTR	TIME	V-H	TEAM	SCORING PLAY	DRIVE
1st	08:07	0-7	Alabama	Najee Harris 1 yd run (Will Reichard kick)	12-78 (5:32)
	04:55	7-7	Ohio State	Master Teague III 8 yd run (Jake Seibert kick)	8-75 (3:12)
2nd	14:53	7-14	Alabama	DeVonta Smith 5 yd pass from Mac Jones (Will Reichard kick)	11-75 (4:58)
	11:43	14-14	Ohio State	Master Teague III 4 yd run (Jake Seibert kick)	1-19 (0:11)
	09:00	14-21	Alabama	Najee Harris 26 yd pass from Mac Jones (Will Reichard kick)	5-75 (2:43)
	05:21	17-21	Ohio State	Jake Seibert 23 yd field goal	9-69 (3:39)
	03:19	17-28	Alabama	DeVonta Smith 5 yd pass from Mac Jones (Will Reichard kick)	5-75 (2:02)
3rd	01:48	17-35	Alabama	DeVonta Smith 42 yd pass from Mac Jones (Will Reichard kick)	3-60 (0:41)
	07:47	17-38	Alabama	Will Reichard 20 yd field goal	16-75 (7:08)
	06:45	24-38	Ohio State	Garrett Wilson 20 yd pass from Justin Fields (Jake Seibert kick)	3-75 (1:02)
	02:52	24-45	Alabama	Slade Bolden 5 yd pass from Mac Jones (Will Reichard kick)	8-75 (3:53)
4th	13:15	24-52	Alabama	Najee Harris 1 yd run (Will Reichard kick)	6-43 (2:47)

COLLEGE FOOTBALL PLAYOFF

2021 CFP NATIONAL CHAMPIONSHIP - MIAMI

INDIVIDUAL STATISTICS

Rushing: Ohio State - Justin Fields, 6-67; Master Teague III, 15-65, 2 TD; Marcus Crowley, 6-14; Trey Sermon, 1-2. Alabama - Najee Harris, 22-79, 2 TD; Brian Robinson Jr., 10-69; Mac Jones, 4-11.

Passing: Ohio State - Justin Fields, 17-33-0, 194, 1 TD. Alabama - Mac Jones, 36-45-0, 464, 5 TD.

Receiving: Ohio State - Chris Olave, 8-69; Garrett Wilson, 3-50, 1 TD; Jaxon Smith-Njigba, 2-20; Jeremy Ruckert, 1-36; Jameson Williams, 1-14; Marcus Crowley, 1-4; Master Teague III, 1-1. Alabama - DeVonta Smith, 12-215, 3 TD; John Metchie III, 8-81; Najee Harris, 7-79, 1 TD; Jaylen Waddle, 3-34; Slade Bolden, 3-16, 1 TD; Jahleel Billingsley, 2-27; Xavier Williams, 1-12.

Punting: Ohio State - Drue Chrisman, 5-214, 42.8. Alabama - Charlie Scott, 2-76, 38.0.

Returns: Ohio State - Punt: Garrett Wilson, 1-3; Kickoff: None; Intercept: None. Alabama - Punt: DeVonta Smith, 2-18; Kickoff: DeVonta Smith, 1-6; Jahleel Billingsley, 1-7; Intercept: None.

Field Goals: Ohio State - Jake Seibert, 1-1 (23 Good). Alabama - Will Reichard, 1-1 (20 Missed).

Tackles: (Solo-Assist-Total, Sacks-Yds, TFL-Yds) Ohio State - Tuf Borland (7-7-14, 0, 0); Pete Werner (4-4-8, 0, 0); Justin Hilliard (4-4-8, 0, 2.0-3); Sevrn Banks (6-1-7, 0, 0); Josh Proctor (4-1-5, 0, 0); Baron Browning (4-1-5, 1.0-6, 1.0-6); Antwan Jackson (4-1-5, 1.0-1, 1.0-1); Shaun Wade (2-3-5, 0, 1.0-2); Dallas Gant (3-0-3, 0, 0); Marcus Williamson (2-0-2, 0, 0); Jonathon Cooper (1-1-2, 0, 0); Zach Harrison (1-1-2, 0, 0); Tyler Friday (1-1-2, 0, 0); Haskell Garrett (1-1-2, 0, 0); Taron Vincent (0-2-2, 0, 0); Lathan Ranson (1-0-1, 0, 0); Cody Simon (1-0-1, 0, 0); Jameson Williams (1-0-1, 0, 0). Alabama - Christian Harris (3-3-6, 0, 0); Dylan Moses (2-4-6, 0, 0); Christian Barmore (3-2-5, 1.0-6, 2.0-8); Brian Branch (3-1-4, 0, 0); DeMarcco Hellams (3-1-4, 0, 0); Christopher Allen (2-2-4, 0, 1.0-4); Jordan Battle (3-0-3, 0, 0); Josh Jobe (3-0-3, 0, 0); Patrick Surtain II (2-1-3, 0, 1.0-3); Will Anderson, Jr. (2-1-3, 0, 0); Daniel Wright (2-0-2, 0, 0); Ben Davis (1-0-1, 0, 0); Jaylen Moody (1-0-1, 0, 0); LaBryan Ray (0-1-1, 0, 0).

OHIO STATE STARTERS

POS.	NO.	OFFENSE
LT	75	Thayer Munford
LG	55	Matthew Jones
C	71	Josh Myers
RG	52	Wyatt Davis
RT	78	Nicholas Petit-Frere
TE	89	Luke Farrell
QB	1	Justin Fields
RB	8	Trey Sermon
WR	6	Jameson Williams
WR	2	Chris Olave
WR	5	Garrett Wilson

POS.	NO.	DEFENSE
DE	0	Jonathon Cooper
DT	86	Jerron Cage
DT	92	Haskell Garrett
DE	8J	Javontae Jean-Baptiste
LB	20	Pete Werner
LB	32	Tuf Borland
LB	47	Justin Hilliard
S	41	Josh Proctor
CB	7	Sevrn Banks
CB	2W	Shaun Wade
S	21	Marcus Williamson

OHIO STATE RESERVES

1R - Lathan Ranson, 3 - Demario McCall, 3M - Teradja Mitchell, 4 - Julian Fleming, 4R - Bradley Robinson, 5N - Nathan Brock, 5J - Antwan Jackson, 5B - Baron Browning, 6V - Taron Vincent, 8B - Chris Booker, 9 - Zach Harrison, 11 - Jaxon Smith-Njigba, 13 - Gee Scott Jr., 16 - Cade Stover, 17 - Bryson Shaw, 18 - Kamryn Babb, 19 - Dallas Gant, 22 - Steele Chambers, 23 - Marcus Hooker, 24 - Marcus Crowley, 25 - Xavier Johnson, 33 - Master Teague III, 34 - Mitch Rossi, 36 - K'Vaughan Pope, 39 - Cody Simon, 54 - Tyler Friday, 61 - Gavin Cupp, 66 - Enok Vimahi, 74 - Max Wray, 76 - Harry Miller, 77 - Paris Johnson, Jr., 81 - Jake Hausmann, 83 - Cormontae Hamilton, 88 - Jeremy Ruckert, 90 - Jaden McKenzie, 91 - Drue Chrisman, 97 - Noah Potter, 98 - Jake Seibert.

ALABAMA STARTERS

POS.	NO.	OFFENSE
LT	70	Alex Leatherwood
LG	65	Deonte Brown
C	79	Chris Owens
RG	55	Emil Ekiyor Jr.
RT	73	Evan Neal
TE	85	Charlie Scott
QB	10	Mac Jones
RB	22	Najee Harris
WR	8A	John Metchie III
WR	6	DeVonta Smith
TE	19	Jahleel Billingsley

POS.	NO.	DEFENSE
LB	4	Brian Robinson, Jr.
NG	94	DJ Dale
DE	58	Christian Barmore
LB	32	Dylan Moses
LB	8	Christian Harris
LB	31	Will Anderson, Jr.
CB	2	Patrick Surtain II
CB	28	Josh Jobe
FS	29	DeMarcco Hellams
S	9	Jordan Battle
STAR	14	Brian Branch

ALABAMA RESERVES

1A - Ale Kaho, 1 - Ben Davis, 1H - Slade Bolden, 3A - Xavier Williams, 3 - Daniel Wright, 4A - Christopher Allen, 5A - Javon Baker, 9A - Bryce Young, 13 - Malachi Moore, 16 - Will Reichard, 17 - Jaylen Waddle, 18 - LaBryan Ray, 20 - Drew Sanders, 21 - Jase McClellan, 26 - Marcus Banks, 40 - Joshua McMillon, 42 - Jaylen Moody, 45 - Thomas Fletcher, 47 - Byron Young, 48 - Phidarian Mathis, 50 - Tim Smith, 69 - Landon Dickerson, 75 - Tommy Brown, 81 - Cameron Latu, 87 - Miller Forristall, 88 - Major Tennison, 92 - Justin Eboigbe.

COLLEGE FOOTBALL PLAYOFF

2020

**CFP NATIONAL
CHAMPIONSHIP -
NEW ORLEANS**

2020 CFP NATIONAL CHAMPIONSHIP - NEW ORLEANS



#1 LSU VS. #3 CLEMSON

Monday, January 13, 2020

Mercedes-Benz Superdome

New Orleans, Louisiana

Attendance: 76,885

Kickoff Time: 7:18 p.m. CT

End of Game: 11:14 p.m. CT

Total Elapsed Time: 3:56

Offensive Player of the Game:

Joe Burrow, Sr., QB, LSU

Defensive Player of the Game:

Patrick Queen, Jr., LB, LSU

Score by Quarters	1	2	3	4	F
#3 Clemson (14-1)	7	10	8	0	25
#1 LSU (15-0)	7	21	7	7	42

FINAL TEAM STATISTICS

	CU	LSU
First downs	23	29
Rushing	6	10
Passing	11	17
Penalty	6	2
Rushes-Yards	28-160	32-165
Passing Yards	234	463
Passes Comp-Att-Int	18-37-0	31-49-0
Total Offense	65-394	81-628
(Plays-Yards)		
Punt Returns-Yards	2-0	2-17
Kickoff Returns-Yards	1-30	0-0
Punts (Number-Avg)	9-39.4	7-44.6
Fumbles-Lost	1-1	0-0
Sacks By	5-26	2-11
(Number-Yards)		
Penalties-Yards	7-65	11-118
3rd Down Conversions	1 of 11	4 of 14
4th Down Conversions	0 of 0	1 of 1

GAME RECAP

The No. 1 LSU Tigers defeated the No. 3 Clemson Tigers, 42-25, capturing its first College Football Playoff National Championship in program history and fourth national crown overall (1958, 2003, 2007). LSU's victory marked the first time in the CFP era that the top-ranked team went on to win the national title.

In the contest, Heisman Trophy winner Joe Burrow became the first quarterback in FBS history to throw 60 touchdown passes in a single season, as LSU snapped defending national champion Clemson's 29-game winning streak.

Burrow, who was voted Offensive Player of the Game, completed 31-of-49 passes for 463 yards, establishing a new CFP National Championship record. His five passing touchdowns and six total TDs (one rushing) also broke the previous highs in the CFP title game.

Sophomore WR Ja'Marr Chase caught nine passes for 221 yards and two touchdowns for LSU, while junior WR Justin Jefferson added 106 yards on nine catches. Junior TE Thaddeus Moss also scored twice with five receptions for 36 yards.

Patrick Queen was named Defensive Player of the Game after leading LSU with eight tackles, including 2.5 behind the line of scrimmage. Fellow junior LB Jacob Phillips added eight stops, while junior S JaCoby Stevens had seven tackles and senior CB Kristian Fulton pitched in six.

LSU completed the 2019-20 campaign with a perfect 15-0 record, joining the 2018-19 Clemson Tigers as the second team in the modern era to accomplish the feat.

SCORING SUMMARY

QTR	TIME	V-H	TEAM	SCORING PLAY	DRIVE
1st	06:34	7-0	Clemson	Trevor Lawrence 1 yd run (B.T. Potter kick)	5-67 (2:05)
	02:20	7-0	LSU	Ja'Marr Chase 52 yd pass from Joe Burrow (Cade York kick)	4-70 (1:36)
2nd	13:43	10-7	Clemson	B.T. Potter 52 yd field goal	9-40 (3:37)
	10:38	17-7	Clemson	Tee Higgins 36 yd run (B.T. Potter kick)	4-96 (1:32)
	09:17	17-14	LSU	Joe Burrow 3 yd run (Cade York kick)	5-75 (1:21)
	05:19	17-21	LSU	Ja'Marr Chase 14 yd pass from Joe Burrow (Cade York kick)	6-87 (2:03)
	00:10	17-28	LSU	Thaddeus Moss 6 yd pass from Joe Burrow (Cade York kick)	11-95 (3:28)
3rd	10:49	25-28	Clemson	Travis Etienne 3 yd run (Amari Rodgers pass from Trevor Lawrence)	6-50 (2:37)
	05:13	25-35	LSU	Thaddeus Moss 4 yd pass from Joe Burrow (Cade York kick)	6-68 (2:26)
4th	12:08	25-42	LSU	Terrace Marshall, Jr. 24 yd pass from Joe Burrow (Cade York kick)	8-57 (3:42)

COLLEGE FOOTBALL PLAYOFF

2020 CFP NATIONAL CHAMPIONSHIP - NEW ORLEANS

INDIVIDUAL STATISTICS

Rushing: Clemson - Travis Etienne, 15-78, 1 TD; Trevor Lawrence, 10-49, 1 TD; Tee Higgins, 1-36, 1 TD; Lyn-J Dixon, 1- -1. LSU - Clyde Edwards-Helaire, 16-110, Joe Burrow, 14-58, 1 TD.

Passing: Clemson - Trevor Lawrence, 18-37-0, 234, 3 TD. LSU - Joe Burrow, 31-49-0, 463, 5 TD.

Receiving: Clemson - Justyn Ross, 5-76; Travis Etienne, 5-36; Tee Higgins, 3-52; Braden Galloway, 2-60; Amari Rodgers, 2-8; Lyn-J Dixon 1-2. LSU - Ja'Marr Chase, 9-221, 2 TD; Justin Jefferson, 9-106; Clyde Edwards-Helaire, 5-54; Thaddeus Moss, 5-36; 2 TD; Terrace Marshall, Jr., 3-46, 1 TD.

Punting: Clemson - Will Spiers, 9-355, 39.4. LSU - Zach Von Rosenberg, 7-312, 44.6.

Returns: Clemson - Punt: Amari Rodgers, 2-0; Kickoff: Travis Etienne, 1-30; Intercept: None. LSU - Punt: Derek Stingley, Jr., 2-17; Kickoff: None; Intercept: None.

Field Goals: Clemson - B.T. Potter, 1-1 (52 Good). LSU - Cade York, 0-1 (45 Missed).

Tackles: (Solo-Assist-Total, Sacks-Yds, TFL-Yds)
Clemson - Nolan Turner (6-4-10, 0, 0); K'Von Wallace (6-3-9, 0, 0); Isaiah Simmons (6-1-7, 1.0-5, 2.0-7); Derion Kendrick (5-2-7, 0, 0); James Skalski (4-1-5, 1.0-7, 1.0-7); A.J. Terrell (4-1-5, 0, 0); Tanner Muse (3-2-5, 0, 1.0-1); Denzel Johnson (2-2-4, 0, 0); Tyler Davis (2-1-3, 1.0-9, 1.0-9); Jake Venables (1-2-3, 1.0-2, 1.5-4); Justin Foster (2-0-2, 1.0-3, 1.0-3); Xavier Thomas (1-1-2, 0, 0); K.J. Henry (0-2-2, 0, 0.5-1); Amari Rodgers (1-0-1, 0, 0); Patrick Phibbs (0-1-1, 0, 0); Logan Rudolph (0-1-1, 0, 0). LSU - Patrick Queen (6-2-8, 0.5-1, 2.5-4); Jacob Phillips (5-3-8, 0, 0.5-1); JaCoby Stevens (5-2-7, 0, 0.5-2); Kristian Fulton (6-0-6, 0, 1.0-6); Grant Delpit (5-1-6, 1.0-10, 1.0-10); Kary Vincent, Jr. (3-0-3, 0, 0); Rashard Lawrence (1-2-3, 0, 1.0-1); K'Lavon Chaisson (2-0-2, 0, 0); Derek Stingley, Jr. (1-1-2, 0, 0); Glen Logan (0-2-2, 0.5-0, 1.0-1); Jontre Kirklin (1-0-1, 0, 0); Racey McMath (1-0-1, 0, 0); Avery Atkins (1-0-1, 0, 0); Neil Farrell, Jr. (0-1-1, 0, 0.5-2).

CLEMSON STARTERS

POS.	NO.	OFFENSE
LT	79	Jackson Carman
LG	74	John Simpson
C	76	Sean Pollard
RG	5C	Gage Cervenka
RT	73	Tremayne Anchrum
TE	25	J.C. Chalk
WR	5	Tee Higgins
QB	16	Trevor Lawrence
RB	9	Travis Etienne
WR	8R	Justyn Ross
WR	3R	Amari Rodgers

POS.	NO.	DEFENSE
DE	34	Logan Rudolph
DT	13	Tyler Davis
DE	35	Justin Foster
S	1J	Denzel Johnson
SLB	11	Isaiah Simmons
MLB	47	James Skalski
S	24	Nolan Turner
CB	1	Derion Kendrick
SS	12	K'Von Wallace
FS	19	Tanner Muse
CB	8	A.J. Terrell

CLEMSON RESERVES

1S - Baylon Spector, 2 - Frank Ladson, Jr., 2S - Will Swinney, 2P - Jalyne Phillips, 3 - Xavier Thomas, 5H - K.J. Henry, 6 - Mike Jones, Jr., 7M - Justin Mascoll, 10 - Joseph Ngata, 14 - Diondre Overton, 15 - Jake Venables, 17 - Cornell Powell, 21 - Darien Rencher, 23 - Lyn-J Dixon, 26 - Sheridan Jones, 29 - B.T. Potter, 31 - Mario Goodrich, 33 - Ruke Orhorhoro, 36 - Lannden Zanders, 43 - Chad Smith, 48 - Will Spiers, 53 - Regan Upshaw, 58 - Patrick Phibbs, 59 - Jordan Williams, 65 - Matt Bockhorst, 71 - Jordan McFadden, 80 - Luke Price, 84 - Davis Allen, 88 - Braden Galloway, 90 - Darnell Jefferies.

LSU STARTERS

POS.	NO.	OFFENSE
LT	77	Saahdiq Charles
LG	73	Adrian Magee
C	79	Lloyd Cushenberry III
RG	68	Damien Lewis
RT	76	Austin Deculus
TE	81	Thaddeus Moss
WR	1	Ja'Marr Chase
WR	6T	Terrace Marshall, Jr.
WR	2	Justin Jefferson
QB	9	Joe Burrow
RB	22	Clyde Edwards-Helaire

POS.	NO.	DEFENSE
NICK	5	Kary Vincent
DE	97	Glen Logan
NT	72	Tyler Shelvin
DE	90	Rashard Lawrence
OLB	18	K'Lavon Chaisson
MLB	8	Patrick Queen
MLB	6	Jacob Phillips
CB	1C	Kristian Fulton
S	7	Grant Delpit
S	3	JaCoby Stevens
CB	24	Derek Stingley, Jr.

LSU RESERVES

2D - Chris Curry, 3D - Lloyd Cole, 5W - Devonta Lee, 10 - Stephen Sullivan, 11 - Eric Monroe, 13 - Jontre Kirklin, 14 - Mo Hampton, Jr., 16 - Jay Ward, 17 - Racey McMath, 19 - Derrick Dillon, 25 - Cordale Flott, 31 - Cameron Lewis, 32 - Avery Atkins, 35 - Damone Clark, 36 - Cade York, 38 - Zach Von Rosenberg, 41 - Carlton Smith, 42 - Aaron Moffitt, 43 - Ray Thornton, 44 - Tory Carter, 45 - Michael Divinity, Jr., 48 - Blake Ferguson, 51 - Dare Rosenthal, 62 - Siaki Ika, 65 - Jakori Savage, 70 - Ed Ingram, 74 - Badara Traore, 80 - Jamal Pettigrew, 89 - Colby Brunet, 91 - Breiden Fehoko, 92 - Neil Farrell, Jr.

COLLEGE FOOTBALL PLAYOFF

2019
CFP NATIONAL
CHAMPIONSHIP -
BAY AREA

2019 CFP NATIONAL CHAMPIONSHIP - BAY AREA



#1 ALABAMA VS. #2 CLEMSON

Monday, January 7, 2019

Levi's® Stadium

Santa Clara, California

Attendance: 74,814

Kickoff Time: 5:17 p.m. PT

End of Game: 8:44 p.m. PT

Total Elapsed Time: 3:27

Offensive Player of the Game:

Trevor Lawrence, Fr., QB, Clemson

Defensive Player of the Game:

Trayvon Mullin, Jr., CB, Clemson

Score by Quarters	1	2	3	4	F
#2 Clemson (15-0)	14	17	13	0	44
#1 Alabama (14-1)	13	3	0	0	16

FINAL TEAM STATISTICS

	CU	UA
First downs	21	23
Rushing	7	12
Passing	12	11
Penalty	2	0
Rushes-Yards	31-135	37-148
Passing Yards	347	295
Passes Comp-Att-Int	20-32-0	22-36-2
Total Offense	63-482	73-443
(Plays-Yards)		
Punt Returns-Yards	0-0	1-7
Kickoff Returns-Yards	0-0	1-30
Punts (Number-Avg)	3-44.3	2-50.0
Fumbles-Lost	0-0	2-0
Sacks By	2-15	0-0
(Number-Yards)		
Penalties-Yards	1-12	6-60
3rd Down Conversions	10 of 15	4 of 13
4th Down Conversions	1 of 1	3 of 6

GAME RECAP

The No. 2 Clemson Tigers defeated the No. 1 Alabama Crimson Tide 44-16, capturing the program's second College Football Playoff National Championship in three years.

Trevor Lawrence connected with nine receivers, completing 20-of-32 passes for 347 yards and three touchdowns. The freshman quarterback was voted the Offensive Player of the Game. Travis Etienne added a pair of touchdowns on the ground.

Defensively, the Tigers held the Tide, which had been averaging over 47 points per game, to just 16 points, including a second-half shutout. Junior cornerback Trayvon Mullin was named Defensive Player of the Game after collecting six solo tackles, including a sack, as well as an interception and a forced fumble.

Clemson finished the 2018-19 campaign with a perfect 15-0 record, becoming the first team in the modern era to accomplish the feat.

SCORING SUMMARY

QTR	TIME	V-H	TEAM	SCORING PLAY	DRIVE
1st	13:20	7-0	Clemson	A.J. Terrell 44 yd interception return (Greg Huegel kick)	
	12:05	7-7	Alabama	Jerry Jeudy 62 yd pass from Tua Tagovailoa (Joseph Bulovas kick)	3-75 (1:15)
	10:35	14-7	Clemson	Travis Etienne 17 yd run (Greg Huegel kick)	4-75 (1:30)
	06:23	14-13	Alabama	Hale Hentges 1 yd pass from Tua Tagovailoa (Joseph Bulovas kick failed)	10-75 (4:12)
2nd	14:18	14-16	Alabama	Joseph Bulovas 25 yd field goal	11-45 (6:07)
	11:38	21-16	Clemson	Travis Etienne 1 yd run (Greg Huegel kick)	6-65 (2:40)
	04:38	28-16	Clemson	Travis Etienne 5 yd pass from Trevor Lawrence (Greg Huegel kick)	8-47 (3:27)
	00:45	31-16	Clemson	Greg Huegel 36 yd field goal	8-61 (1:19)
3rd	08:26	37-16	Clemson	Justyn Ross 74 yd pass from Trevor Lawrence (Greg Huegel kick failed)	3-76 (1:21)
	00:21	44-16	Clemson	Tee Higgins 5 yd pass from Trevor Lawrence (Greg Huegel kick)	12-89 (5:21)

COLLEGE FOOTBALL PLAYOFF

2019 CFP NATIONAL CHAMPIONSHIP - BAY AREA

INDIVIDUAL STATISTICS

Rushing: Clemson - Travis Etienne, 14-86, 2 TD; Trevor Lawrence, 6-27; Adam Choice, 7-12; Tavien Feaster, 3-11; Chase Brice 1- -1. Alabama - Najee Harris, 9-59; Damien Harris, 11-57; Josh Jacobs, 11-47; Mac Jones, 1- -2; Jalen Hurts, 1- -4; Tua Tagovailoa, 4- -9.

Passing: Clemson - Trevor Lawrence, 20-32-0, 347, 3 TD. Alabama - Tua Tagovailoa, 22-34-2, 295, 2 TD; Jalen Hurts, 0-2-0.

Receiving: Clemson - Justyn Ross, 6-153, 1 TD; Tee Higgins, 3-81, 1 TD; Amari Rodgers, 2-30; Tavien Feaster, 2-29; Trevion Thompson, 2-27; Hunter Renfrow, 2-10; Diondre Overton, 1-12; Travis Etienne, 1-5, 1 TD; T.J. Chase, 1-0. Alabama - DeVonta Smith, 6-65; Jerry Jeudy, 5-139, 1 TD; Irv Smith, Jr., 4-43; Jaylen Waddle, 2-25; Damien Harris, 2-3; Josh Jacobs, 1-16; Henry Ruggs III, 1-3; Hale Hentges, 1-1, 1 TD.

Punting: Clemson - Will Spiers, 3-133, 44.3. Alabama - Mike Bernier, 2-100, 50.0.

Returns: Clemson - Punt: None; Kickoff: None; Intercept: Trayvon Mullen, 1-46; A.J. Terrell, 1-44. Alabama - Punt: Jaylen Waddle, 1-7; Kickoff: Josh Jacobs, 1-30; Intercept: None.

Field Goals: Clemson - Greg Huegel, 1-1 (36 Good). Alabama - Joseph Bulovas, 1-1 (25 Good).

Tackles: (Solo-Assist-Total, Sacks-Yds, TFL-Yds) Clemson - Isaiah Simmons (7-2-9, 0, 1.0-3); A.J. Terrell (6-2-8, 0, 0); Trayvon Mullen (6-0-6, 1.0-11, 1.0-11); Tre Lamar (1-5-6, 0, 0); K'Von Wallace (5-0-5, 0, 0); Albert Huggins (3-2-5, 0, 0); Nolan Turner (2-2-4, 0, 0); Clelin Ferrell (2-2-4, 0, 1.5-7); Christian Wilkins (1-3-4, 0.5-2, 1.0-3); Xavier Thomas (2-1-3, 0.5-2, 0.5-2); Tanner Muse (2-1-3, 0, 0); Austin Bryant (1-2-3, 0, 1.0-4); Kendall Joseph (1-2-3, 0, 0); James Skalski (2-0-2, 0, 0); Nyles Pinckney (2-0-2, 0, 1.0-2); J.D. Davis (0-2-2, 0, 0); Chad Smith (1-0-1, 0, 0). Alabama - Xavier McKinney (6-1-7, 0, 0); Isaiah Buggs (4-2-6, 0, 0); Mack Wilson (3-3-6, 0, 0.5-2); Quinnen Williams (3-1-4, 0, 1.5-3); Anfernee Jennings (3-1-4, 0, 3.5-5); Dylan Moses (3-1-4, 0, 0); Deionte Thompson (2-1-3, 0, 0); Saivion Smith (2-0-2, 0, 0); Josh Jobe (2-0-2, 0, 0); Raekwon Davis (1-1-2, 0, 0); LaBryan Ray (1-1-2, 0, 0.5-2); Shyheim Carter (1-1-2, 0, 0); Jared Mayden (1-0-1, 0, 0); Patrick Surtain II (1-0-1, 0, 0); Jamey Mosley (0-1-1, 0, 0).

CLEMSON STARTERS

POS.	NO.	OFFENSE
LT	75	Mitch Hyatt
LG	74	John Simpson
C	50	Justin Falcinelli
RG	5C	Gage Cervenka
RT	73	Tremayne Anchrum
TE	4W	Garrett Williams
WR	5	Tee Higgins
QB	16	Trevor Lawrence
RB	9	Travis Etienne
WR	13	Hunter Renfrow
WR	3	Amari Rodgers

POS.	NO.	DEFENSE
DE	99	Clelin Ferrell
DT	67	Albert Huggins
DT	42	Christain Wilkins
DE	7	Austin Bryant
SLB	11	Isaiah Simmons
MLB	57	Tre Lamar
WLB	34	Kendall Joseph
CB	8	A.J. Terrell
SS	12	K'Von Wallace
FS	19	Tanner Muse
CB	1	Trayvon Mullen

CLEMSON RESERVES

1S - Baylon Spector, 1T - Trevion Thompson, 1J - Denzel Johnson, 2S - Will Swinney, 2F - Mark Fields, 3X - Xavier Thomas, 5S - Shaq Smith, 7B - Chase Brice, 8R - Justyn Ross, 10 - Derion Kendrick, 14 - Diondre Overton, 18 - T.J. Chase, 21 - Kyler McMichael, 22 - Xavier Kelly, 24 - Nola Turner, 26 - Adam Choice, 28 - Tavien Feaster, 29 - B.T. Potter, 30 - Jalen Williams, 31 - Mario Goodrich, 32 - Kyle Cote, 33 - J.D. Davis, 35 - Justin Foster, 36 - Judah Davis, 43 - Chad Smith, 44 - Nyles Pinckney, 47 - James Skalski, 48 - Will Spiers, 52 - Austin Spence, 58 - Patrick Phibbs, 59 - Jordan Williams, 62 - Cade Stewart, 65 - Matt Bockhorst, 70 - Seth Penner, 72 - Blake Vinson, 76 - Sean Pollard, 78 - Chandler Reeves, 79 - Jackson Carman, 80 - Milan Richard, 84 - Cannon Smith, 92 - Greg Huegel.

ALABAMA STARTERS

POS.	NO.	OFFENSE
LT	73	Jonah Williams
LG	66	Lester Cotton, Sr.
C	71	Ross Pierschbacher
RG	70	Alex Leatherwood
RT	74	Jedrick Wills Jr.
TE	82	Irv Smith, Jr.
QB	13	Tua Tagovailoa
RB	34	Damien Harris
WR	11	Henry Ruggs III
WR	6	DeVonta Smith
WR	4	Jerry Jeudy

POS.	NO.	DEFENSE
DE	49	Isaiah Buggs
NG	92	Quinnen Williams
DE	99	Raekwon Davis
SLB	33	Anfernee Jennings
MLB	30	Mack Wilson
WLB	32	Dylan Moses
CB	4A	Saivion Smith
CB	2A	Patrick Surtain II
S	15	Xavier McKinney
FS	14	Deionte Thompson
STAR	5	Shyheim Carter

ALABAMA RESERVES

1B - Chadarius Townsend, 1D - Tyrell Shavers, 1A - Mac Jones, 2 - Jalen Hurts, 8 - Josh Jacobs, 9 - Eyabi Anoma, 10 - Ale Kaho, 16 - Jamey Mosley, 17 - Jaylen Waddle, 21 - Jared Mayden, 22 - Najee Harris, 24 - Brian Robinson Jr., 25 - Eddie Smith, 28 - Josh Jobe, 31 - Keaton Anderson, 35 - D.J. Lewis, 36 - Markail Benton, 42 - Jaylen Moody, 45 - Thomas Fletcher, 48 - Phidarian Mathis, 77 - Matt Womack, 79 - Chris Owens, 81 - Derek Kief, 84 - Hale Hentges, 87 - Miller Forristall, 89 - LaBryan Ray, 97 - Joseph Bulovas, 98 - Mike Bernier.

COLLEGE FOOTBALL PLAYOFF

2018
CFP NATIONAL
CHAMPIONSHIP -
ATLANTA

2018 CFP NATIONAL CHAMPIONSHIP - ATLANTA



#3 GEORIGIA VS. #4 ALABAMA

Monday, January 8, 2018

Mercedes-Benz Stadium

Atlanta, Georgia

Attendance: 77,430

Kickoff Time: 8:19 p.m. ET

End of Game: 12:09 a.m. ET

Total Elapsed Time: 3:50

Offensive Player of the Game:

Tua Tagovailoa, Fr., QB, Alabama

Defensive Player of the Game:

Da'Ron Payne, Jr., DL, Alabama

Score by Quarters	1	2	3	4	OT	F
#4 Alabama (13-1)	0	0	10	10	6	26
#3 Georgia (13-2)	0	13	7	0	3	23

FINAL TEAM STATISTICS

	UA	UGA
First downs	20	22
Rushing	10	8
Passing	8	11
Penalty	2	3
Rushes-Yards	39-184	45-133
Passing Yards	187	232
Passes Comp-Att-Int	17-32-1	16-32-2
Total Offense	71-371	77-365
(Plays-Yards)		
Punt Returns-Yards	5-38	2-34
Kickoff Returns-Yards	2-42	3-40
Punts (Number-Avg)	6-47.5	7-42.1
Fumbles-Lost	0-0	0-0
Sacks By:	4-33	3-26
(Number-Yards)		
Penalties-Yards	6-41	6-65
3rd Down Conversions	3 of 14	8 of 19
4th Down Conversions	1 of 1	0 of 0

GAME RECAP

The No. 4 Alabama Crimson Tide defeated the No. 3 Georgia Bulldogs, 26-23, in an overtime College Football Playoff National Championship victory at Mercedes-Benz Stadium in Atlanta, Georgia.

Despite allowing an interception on the third play of the game, Georgia's offense secured the first half, with its defense leaving the Crimson Tide scoreless.

Trailing the Bulldogs 13-0 at halftime, Alabama gave the nod to true freshman quarterback Tua Tagovailoa. Leading the team to a comeback and 20 points over two quarters to force overtime, Tagovailoa was named Offensive Player of the Game. The backup quarterback threw for three touchdowns, including the game-winning 41-yard touchdown pass to freshman wide receiver DeVonta Smith.

It was Alabama's fifth national title in nine years and the program's second of the playoff era. The win also marked head coach Nick Saban's sixth career national championship.

SCORING SUMMARY

QTR	TIME	V-H	TEAM	SCORING PLAY	DRIVE
2nd	14:14	0-3	Georgia	Rodrigo Blankenship 41 yd field goal	14-55 (7:40)
	07:33	0-6	Georgia	Rodrigo Blankenship 27 yd field goal	13-70 (5:19)
	00:07	0-13	Georgia	Mecole Hardman 1 yd run (Rodrigo Blankenship kick)	9-69 (1:12)
3rd	08:52	7-13	Alabama	Henry Ruggs III 6 yd pass from Tua Tagovailoa (Andy Pappanastos kick)	7-56 (1:59)
	06:52	7-20	Georgia	Mecole Hardman 80 yd pass from Jake Fromm (Rodrigo Blankenship kick)	4-93 (1:55)
	05:15	10-20	Alabama	Andy Pappanastos 43 yd field goal	6-15 (1:06)
4th	09:24	13-20	Alabama	Andy Pappanastos 30 yd field goal	8-71 (2:15)
	03:49	20-20	Alabama	Calvin Ridley 7 yd pass from Tua Tagovailoa (Andy Pappanastos kick)	8-66 (3:21)
	15:00	20-23	Georgia	Rodrigo Blankenship 51 yd field goal	4--9 (0:00)
OT	15:00	26-23	Alabama	DeVonta Smith 41 yd pass from Tua Tagovailoa	2-25 (0:00)

COLLEGE FOOTBALL PLAYOFF

2018 CFP NATIONAL CHAMPIONSHIP - ATLANTA

INDIVIDUAL STATISTICS

Rushing: Alabama - Najee Harris, 6-64; Jalen Hurts, 6-47; Tua Tagovailoa, 12-27; Bo Scarbrough, 4-23; Damien Harris, 6-17; Josh Jacobs, 3-8. Georgia - Sony Michel, 14-98; Nick Chubb, 18-25; D'Andre Swift, 4-15; Mecole Hardman, 2-10; Jake Fromm, 7- -15.

Passing: Alabama - Tua Tagovailoa, 14-24-1, 166, 3 TD; Jalen Hurts, 3-8-0, 21. Georgia - Jake Fromm, 16-32-2, 232, 1 TD.

Receiving: Alabama - Calvin Ridley, 4-32, 1 TD; Henry Ruggs III, 3-29, 1 TD; Robert Foster, 3-28; Damien Harris, 2-21; DeVonta Smith, 1-41, 1 TD; Jerry Jeudy, 1-20; Cam Sims, 1-13; Hale Hentges, 1-2; Bo Scarbrough, 1-1. Georgia - Riley Ridley, 6-82; Terry Godwin, 4-48; Mecole Hardman, 2-80, 1 TD; D'Andre Swift, 2-7; Javon Wims, 1-16; Nick Chubb 1- -1.

Punting: Alabama - JK Scott, 6-285, 47.5. Georgia - Cameron Nizialek, 6-275, 46.0; Brice Ramsey, 1-19, 19.0.

Returns: Alabama - Punt: Trevon Diggs, 5-38 Kickoff: Josh Jacobs, 2-42; Intercept: Tony Brown, 1-0; Raekwon Davis, 1-19. Georgia - Punt: Mecole Hardman, 2-34; Kickoff: Mecole Hardman, 3-40; Intercept: Deandre Baker, 1-0.

Field Goals: Alabama - Andy Pappanastos, 2-4 (40 Missed, 43 Good, 30 Good, 36 Missed). Georgia - Rodrigo Blankenship, 3-3 (41 Good, 27 Good, 51 Good).

Tackles: (Solo-Assist-Total, Sacks-Yds, TFL-Yds) Alabama - Mack Wilson (7-5-12, 0, 2.0-2); Rashaan Evans (4-4-8, 0, 1.5-2); Terrell Lewis (6-1-7, 1.0-13, 1.0-13); Anthony Averett (5-1-6, 1.0-10, 2.0-18); Da'Ron Payne (3-3-6, 0, 0); Minkah Fitzpatrick (2-3-5, 0, 1.0-1); Isaiah Buggs (2-3-5, 0, 1.0-8); Raekwon Davis (2-3-5, 1.0-9, 1.0-9); Ronnie Harrison (2-2-4, 0, 1.0-3); Levi Wallace (3-0-3, 0, 0); Deionte Thompson (3-0-3, 0, 0); Quinnen Williams (0-2-2, 0, 0.5-0); Joshua Frazier (1-0-1, 0, 0); Keaton Anderson (1-0-1, 0, 0); Mekhi Brown (1-0-1, 0, 0); Cam Sims (1-0-1, 0, 0); Christian Miller (1-0-1, 1.0-1, 1.0-1); Da'Shawn Hand (0-1-1, 0, 0). Georgia - Roquan Smith (9-4-13, 1.0-4, 2.5-5); Malkom Parrish (5-0-5, 0, 0); Reggie Carter (3-2-5, 0, 0); Tyler Clark (3-2-5, 0, 0.5-0); Lorenzo Carter (2-2-4, 0, 0); Trenton Thompson (2-1-3, 0, 0.5-1); J.R. Reed (2-1-3, 0, 0); Davin Bellamy (2-1-3, 1.5-14, 1.5-14); D'Andre Walker (2-1-3, 0, 0); Mecole Hardman (2-1-3, 0, 0); Dominick Sanders (1-2-3, 0, 0); Deandre Baker (1-2-3, 0, 0); David Marshall (1-2-3, 0, 0); Jonathan Ledbetter (0-3-3, 0.5-8, 1.0-9); John Atkins (2-0-2, 0, 0); Aaron Davis (1-1-2, 0, 0); Jake Fromm (1-0-1, 0, 0); Javon Wims (1-0-1, 0, 0); Julian Rochester (1-0-1, 0, 0); Christian Payne (1-0-1, 0, 0); Keyon Brown (1-0-1, 0, 0); Trent Frix (0-1-1, 0, 0).

ALABAMA STARTERS

POS.	NO.	OFFENSE
LT	73	Jonah Williams
LG	71	Ross Pierschbacher
C	75	Bradley Bozeman
RG	63	J.C. Hassenauer
RT	77	Matt Womack
TE	84	Hale Hentges
QB	2	Jalen Hurts
RB	34	Damien Harris
WR	3	Calvin Ridley
WR	1	Robert Foster
WR	17	Cam Sims

POS.	NO.	DEFENSE
DE	9A	Da'Shawn Hand
NG	94	Da'Ron Payne
DB	14	Deionte Thompson
DL	49	Isaiah Buggs
SLB	24	Terrell Lewis
MLB	30	Mack Wilson
WLB	32	Rashaan Evans
CB	28	Anthony Averett
CB	39	Levi Wallace
SS	29	Minkah Fitzpatrick
FS	15	Ronnie Harrison

ALABAMA RESERVES

2A - Tony Brown, 2B - Brian Robinson Jr., 3A - Daniel Wright, 4 - Jerry Jeudy, 5 - Shyheim Carter, 6A - DeVonta Smith, 7 - Trevon Diggs, 8 - Josh Jacobs, 9 - Bo Scarbrough, 10 - JK Scott, 11 - Henry Ruggs III, 12 - Andy Pappanastos, 13 - Tua Tagovailoa, 16 - Jamey Mosley, 22 - Najee Harris, 25 - Xavier McKinney, 31 - Keaton Anderson, 42 - Keith Holcombe, 43 - VanDarius Cowan, 45 - Thomas Fletcher, 47 - Christian Miller, 48 - Mekhi Brown, 52 - Scott Meyer, 65 - Deonte Brown, 69 - Joshua Frazier, 70 - Alex Leatherwood, 74 - Jedrick Wills Jr., 81 - Derek Kief, 82 - Irv Smith, Jr., 92 - Quinnen Williams, 95 - Johnny Dwight, 99 - Raekwon Davis.

GEORGIA STARTERS

POS.	NO.	OFFENSE
LT	77	Isaiah Wynn
LG	65	Kendall Baker
C	53	Lamont Gaillard
RG	74	Ben Cleveland
RT	71	Andrew Thomas
QB	11	Jake Fromm
TB	27	Nick Chubb
WR	6W	Javon Wims
WR	8	Riley Ridley
WR	5	Terry Godwin
RB	1	Sony Michel

POS.	NO.	DEFENSE
DT	52	Tyler Clark
NG	97	John Atkins
DE	51	David Marshall
DB	14	Malkom Parrish
LB	17	Davin Bellamy
LB	3	Roquan Smith
LB	45	Reggie Carter
S	24	Dominick Sanders
CB	20	J.R. Reed
CB	1B	Deandre Baker
CB	35	Aaron Davis

GEORGIA RESERVES

1M - Malik Herring, 1T - Trey Blount, 1K - Keyon Brown, 1H - Elijah Holyfield, 2 - Jayson Stanley, 3S - Tyler Simmons, 4 - Mecole Hardman, 5R - Julian Rochester, 7S - D'Andre Swift, 7 - Lorenzo Carter, 12 - Brice Ramsey, 13 - Jonathan Ledbetter, 15 - D'Andre Walker, 16 - Ahkil Crumpton, 18 - Isaac Nauta, 19 - Jarvis Wilson, 22 - Nate McBride, 26 - Tyrique McGhee, 29 - Tim Hill, 30 - Tae Crowder, 32 - Monty Rice, 42 - Aulden Bynum, 43 - Nick Moore, 44 - Juwan Taylor, 47 - Christian Payne, 66 - Solomon Kindley, 69 - Trent Frix, 78 - Trenton Thompson, 83 - Jeb Blazevich, 84 - Walter Grant, 88 - Jackson Harris, 92 - Cameron Nizialek, 94 - Michael Barnett, 96 - DaQuan Hawkins-Muckle, 98 - Rodrigo Blankenship.

COLLEGE FOOTBALL PLAYOFF

2017
CFP NATIONAL
CHAMPIONSHIP -
TAMPA

2017 CFP NATIONAL CHAMPIONSHIP - TAMPA



#1 ALABAMA VS. #2 CLEMSON

Monday, January 9, 2017
Raymond James Stadium
Tampa, Florida
Attendance: 74,512
Kickoff Time: 8:19 p.m. ET
End of Game: 12:27 a.m. ET
Total Elapsed Time: 4:08
Offensive Player of the Game:
Deshaun Watson, Jr., QB, Clemson
Defensive Player of the Game:
Ben Boulware, Sr., LB, Clemson

Score by Quarters	1	2	3	4	F
#2 Clemson (14-1)	0	7	7	21	35
#1 Alabama (14-1)	7	7	10	7	31

FINAL TEAM STATISTICS

	CU	UA
First downs	31	16
Rushing	8	10
Passing	19	5
Penalty	4	1
Rushes-Yards	42-91	34-22
Passing Yards	420	155
Passes Comp-Att-Int	36-57-0	14-32-0
Total Offense	99-511	66-376
(Plays-Yards)		
Punt Returns-Yards	1-3	1-9
Kickoff Returns-Yards	6-130	3-57
Punts (Number-Avg)	9-38.3	11-43.9
Fumbles-Lost	2-2	1-0
Sacks By:	0-0	4-25
(Number-Yards)		
Penalties-Yards	3-35	9-82
3rd Down Conversions	7 of 18	2 of 15
4th Down Conversions	0 of 1	1 of 1

GAME RECAP

An unprecedented national championship game rematch, the No. 2 Clemson Tigers claimed the program's first national title in 35 years, defeating the No. 1 Alabama Crimson Tide, 35-31, in the 2017 College Football Playoff National Championship.

Heisman finalist and junior quarterback Deshaun Watson broke his own passing record in a national championship game with 420 yards. Watson was responsible for four touchdowns, including two in the fourth quarter, en route to being named Offensive Player of the Game.

Clemson's defense, helped by Defensive Player of the Game Ben Boulware, held Alabama's offense to a season-low 376 yards and gave up just 2-of-15 third-down conversions.

After rallying from an early 14-0 deficit, it was Clemson's offense that prevailed, putting up 21 points in the fourth quarter. The lead changed hands three times in the fourth, with Clemson scoring the game-winning touchdown with one second left in the game.

The Clemson Tigers celebrated the program's first national title since 1981, snapping Alabama's 26 game win streak in the process.

SCORING SUMMARY

QTR	TIME	V-H	TEAM	SCORING PLAY	DRIVE
1st	09:23	0-7	Alabama	Bo Scarbrough 25 yd run (Adam Griffith kick)	3-59 (0:58)
2nd	10:42	0-14	Alabama	Bo Scarbrough 37 yd run (Adam Griffith kick)	5-74 (1:24)
	06:09	7-14	Clemson	Deshaun Watson 8 yd run (Greg Huegel kick)	7-87 (1:33)
3rd	12:25	7-17	Alabama	Adam Griffith 27 yd field goal	4-7 (1:29)
	07:10	14-17	Clemson	Hunter Renfrow 24 yd pass from Deshaun Watson (Greg Huegel kick)	4-42 (1:03)
	01:53	14-24	Alabama	O.J. Howard 68 yd pass from Jalen Hurts (Adam Griffith kick)	4-79 (1:01)
4th	14:00	21-24	Clemson	Mike Williams 4 yd pass from Deshaun Watson (Greg Huegel kick)	9-72 (2:47)
	04:38	28-24	Clemson	Wayne Gallman 1 yd run (Greg Huegel kick)	6-88 (1:55)
	02:07	28-31	Alabama	Jalen Hurts 30 yd run (Adam Griffith kick)	6-68 (2:31)
	00:01	35-31	Clemson	Hunter Renfrow 2 yd pass from Deshaun Watson (Greg Huegel kick)	9-68 (2:00)

2017 CFP NATIONAL CHAMPIONSHIP - TAMPA

INDIVIDUAL STATISTICS

Rushing: Clemson - Wayne Gallman, 18-46, 1 TD; Deshaun Watson, 21-43, 1 TD; C.J. Fuller, 1-3; Artavis Scott, 1-0. Alabama - Bo Scarbrough, 16-93, 2 TD; Jalen Hurts, 10-63, 1 TD; ArDarius Stewart, 1-25; Damien Harris, 5-24; Josh Jacobs, 2-16.

Passing: Clemson - Deshaun Watson, 36-56-0, 420, 3 TD. Alabama - Jalen Hurts, 13-31-0, 131, 1 TD; ArDarius Stewart, 1-1-0, 24.

Receiving: Clemson - Hunter Renfrow, 10-92, 2 TD; Mike Williams, 8-94, 1 TD; Jordan Leggett, 7-95; Deon Cain, 5-94; Wayne Gallman, 3-39; Artavis Scott, 3-6. Alabama - Calvin Ridley, 5-36; O.J. Howard, 4-106, 1 TD; ArDarius Stewart, 2-12; Bo Scarbrough, 2-7; Damien Harris, 1--6.

Punting: Clemson - Andy Teasdall, 8-307, 38.4; Deshaun Watson, 1-38, 38.0. Alabama - JK Scott, 10-458, 45.8.

Returns: Clemson - Punt: Artavis Scott, 1-3; Kickoff: Artavis Scott, 3-77; Clelin Fuller, 3-53; Intercept: None. Alabama - Punt: Gehrig Dieter, 1-9; Kickoff: ArDarius Stewart, 2-42; Hale Hentges, 1-15; Intercept: None.

Field Goals: Clemson - None. Alabama - Adam Griffith, 1-1 (27 Missed).

Tackles: (Solo-Assist-Total, Sacks-Yds, TFL-Yds) Clemson - Jadar Johnson (4-3-7, 0, 0.5-1); Carlos Watkins (6-0-6, 0, 1.0-2); Kendall Joseph (4-2-6, 0, 1.5-6); Ben Boulware (4-2-6, 0, 2.0-9); Cordrea Tankersley (3-2-5, 0, 0); Dexter Lawrence (4-0-4, 0, 0); Dorian O'Daniel (4-0-4, 0, 0); Van Smith (2-1-3, 0, 0); Judah Davis (1-0-1, 0, 0); Mark Fields (1-0-1, 0, 0); Tanner Muse (1-0-1, 0, 0); Jay Guillermo (1-0-1, 0, 0); Clelin Ferrell (1-0-1, 0, 1.0-1); Austin Bryant (1-0-1, 0, 1.0-1); Hunter Renfrow (1-0-1, 0, 0); Ryan Carter (1-0-1, 0, 0); Marcus Edmond (1-0-1, 0, 0); Tre Lamar (0-1-1, 0, 0); Greg Huegel (0-1-1, 0, 0); Kyle Cote (0-1-1, 0, 0); Scott Pagano (0-1-1, 0, 0). Alabama - Reuben Foster (6-6-12, 1.0-8, 1.0-8); Rashaan Evans (6-5-11, 0.5-3, 0.5-3); Ronnie Harrison (5-5-10, 0, 0); Ryan Anderson (5-2-7, 1.0-7, 2.0-11); Tony Brown (4-3-7, 0, 0); Jonathan Allen (4-3-7, 1.0-5, 1.0-5); Da'Ron Payne (3-2-5, 0.5-2, 0.5-2); Anthony Averett (2-3-5, 0, 0); Minkah Fitzpatrick (3-1-4, 0, 0); Dalvin Tomlinson (3-1-4, 0, 1.0-1); Marlon Humphrey (1-2-3, 0, 0); Keith Holcombe (2-0-2, 0, 0); Tim Williams (1-1-2, 0, 0); Deionte Thompson (1-1-2, 0, 0); Mack Wilson (1-0-1, 0, 0); Anfernee Jennings (0-1-1, 0, 0); Joshua Frazier (0-1-1, 0, 0); Da'Shawn Hand (0-1-1, 0, 0).

CLEMSON STARTERS

POS.	NO.	OFFENSE
LT	75	Mitch Hyatt
LG	51	Taylor Hearn
C	5G	Jay Guillermo
RG	55	Tyrone Crowder
RT	76	Sean Pollard
TE	16	Jordan Leggett
WR	7	Mike Williams
QB	4	Deshaun Watson
RB	9	Wayne Gallman
WR	13	Hunter Renfrow
WR	3	Artavis Scott

POS.	NO.	DEFENSE
DE	42	Christian Wilkins
DT	94	Carlos Watkins
DT	90	Dexter Lawrence
DE	99	Clelin Ferrell
SLB	6	Dorian O'Daniel
MLB	34	Kendall Joseph
WLB	10	Ben Boulware
CB	31	Ryan Carter
SS	18	Jadar Johnson
FS	23	Van Smith
CB	25	Cordrea Tankersley

CLEMSON RESERVES

1 - Trayvon Mullen, 2 - Mark Fields, 3C - Kyle Cote, 3M - Ray-Ray McCloud, 8 - Deon Cain, 12 - K'Von Wallace, 14 - Denzel Johnson, 19 - Tanner Muse, 27 - C.J. Fuller, 28 - Tavien Feaster, 29 - Marcus Edmond, 32 - Andy Teasdall, 33 - J.D. Davis, 36 - Judah Davis, 38 - Amir Trapp, 41 - Grant Radakovich, 43 - Chad Smith, 44 - Garrett Williams, 47 - James Skalski, 49 - Richard Yeargin, 56 - Scott Pagano, 57 - Tre Lamar, 62 - David Estes, 69 - Maverick Morris, 73 - Tremayne Anchrum, 80 - Milan Richard, 84 - Cannon Smith, 85 - Seth Ryan, 91 - Austin Bryant, 92 - Greg Huegel.

ALABAMA STARTERS

POS.	NO.	OFFENSE
LT	74	Cam Robinson
LG	71	Ross Pierschbacher
C	75	Bradley Bozeman
RG	78	Korren Kirven
RT	73	Jonah Williams
WR	11	Gehrig Dieter
TE-H	88	O.J. Howard
QB	2	Jalen Hurts
RB	9	Bo Scarbrough
WR-X	13	ArDarius Stewart
WR-Z	3	Calvin Ridley

POS.	NO.	DEFENSE
DE	93	Jonathan Allen
NG	94	Da'Ron Payne
DE	54	Dalvin Tomlinson
DB	2A	Tony Brown
SAM	22	Ryan Anderson
MIKE	32	Rashaan Evans
WILL	10	Reuben Foster
CB	26	Marlon Humphrey
CB	28	Anthony Averett
SS	29	Minkah Fitzpatrick
FS	1D	Ronnie Harrison

ALABAMA RESERVES

1E - Jamey Mosley, 1 - Robert Foster, 5 - Shyheim Carter, 6 - Hootie Jones, 7 - Trevon Diggs, 9A - Da'Shawn Hand, 14 - Deionte Thompson, 15 - JK Scott, 16 - T.J. Simmons, 17 - Cam Sims, 18 - Cooper Bateman, 25 - Josh Jacobs, 30 - Mack Wilson, 31 - Keaton Anderson, 33 - Anfernee Jennings, 34 - Damien Harris, 39 - Levi Wallace, 42 - Keith Holcombe, 47 - Christian Miller, 55 - Cole Mazza, 56 - Tim Williams, 69 - Joshua Frazier, 81 - Derek Kief, 84 - Hale Hentges, 87 - Miller Forristall, 89 - Brandon Greene, 99 - Adam Griffith.

COLLEGE FOOTBALL PLAYOFF

2016

**CFP NATIONAL
CHAMPIONSHIP -
ARIZONA**

2016 CFP NATIONAL CHAMPIONSHIP - ARIZONA



#1 CLEMSON VS. #2 ALABAMA

Monday, January 11, 2016

University of Phoenix Stadium

Glendale, Arizona

Attendance: 75,765

Kickoff Time: 6:33 p.m. MT

End of Game: 10:18 p.m. MT

Total Elapsed Time: 3:45

Offensive Player of the Game:

O.J. Howard, Jr., TE, Alabama

Defensive Player of the Game:

Eddie Jackson, Jr., DB, Alabama

Score by Quarters	1	2	3	4	F
#2 Alabama (14-1)	7	7	7	24	45
#1 Clemson (14-1)	14	0	10	16	40

FINAL TEAM STATISTICS

	UA	CU
First downs	31	16
Rushing	8	10
Passing	19	5
Penalty	4	1
Rushes-Yards	42-91	34-22
Passing Yards	420	155
Passes Comp-Att-Int	36-57-0	14-32-0
Total Offense	99-511	66-376
(Plays-Yards)		
Punt Returns-Yards	1-3	1-9
Kickoff Returns-Yards	6-130	3-57
Punts (Number-Avg)	9-38.3	11-43.9
Fumbles-Lost	2-2	1-0
Sacks By:	0-0	4-25
(Number-Yards)		
Penalties-Yards	3-35	9-82
3rd Down Conversions	7 of 18	2 of 15
4th Down Conversions	0 of 1	1 of 1

GAME RECAP

The second national championship game of the College Football Playoff era was a thriller, as the No. 2 Alabama Crimson Tide claimed the program's 16th national title, defeating the No. 1 Clemson Tigers, 45-40, at University of Phoenix Stadium in Glendale, Arizona.

In a game in which offense would be pivotal, Clemson quarterback and Heisman finalist Deshaun Watson would set the record for most total yards in national championship game history, putting up 478 yards against the Crimson Tide - a feat that would be overshadowed by performances from Alabama's biggest offensive threats. Heisman Trophy winner Derrick Henry rushed for 158 yards on 36 carries and three touchdowns, while O.J. Howard had five receptions for 208 yards and two touchdowns en route to earning Offensive Player of the Game.

Tied 14-14 at the half, Alabama's special teams unit provided the boost the Crimson Tide needed to roll past the Tigers. A kickoff return for a touchdown, the team's sixth special-teams touchdown of the season (tied for most in the FBS), a blocked field goal in the second quarter and a game-changing onside kick recovery with 10:34 left in the fourth quarter put the Tide in front to stay.

The victory marked Alabama's fourth national championship in seven years.

SCORING SUMMARY

QTR	TIME	V-H	TEAM	SCORING PLAY	DRIVE
1st	07:55	7-0	Alabama	Derrick Henry 50 yd run (Adam Griffith kick)	3-59 (0:55)
	05:18	7-7	Clemson	Hunter Renfrow 31 yd pass from Deshaun Watson (Greg Huegel kick)	6-54 (2:29)
	00:00	7-14	Clemson	Hunter Renfrow 11 yd pass from Deshaun Watson (Greg Huegel kick)	7-73 (2:17)
2nd	09:35	14-14	Alabama	Derrick Henry 1 yd run (Adam Griffith kick)	7-42 (2:23)
3rd	12:53	21-14	Alabama	O.J. Howard 53 yd pass from Jake Coker (Adam Griffith kick)	3-64 (0:53)
	10:10	21-17	Clemson	Greg Huegel 37 yd field goal	9-55 (2:43)
4th	04:48	21-24	Clemson	Wayne Gallman 1 yd run (Greg Huegel kick)	9-60 (3:38)
	10:34	24-24	Alabama	Adam Griffith 33 yd field goal	8-64 (2:33)
	09:45	31-24	Alabama	O.J. Howard 51 yd pass from Jake Coker (Adam Griffith kick)	2-50 (0:49)
	07:47	31-27	Clemson	Greg Huegel 31 yd field goal	6-61 (1:58)
	07:31	38-27	Alabama	Kenyan Drake 95 yd kickoff return (Adam Griffith kick)	
	04:40	38-33	Clemson	Artavis Scott 15 yd pass from Deshaun Watson (Deshaun Watson rush failed)	8-75 (2:51)
	01:07	45-33	Alabama	Derrick Henry 1 yd run (Adam Griffith kick)	8-75 (3:33)
	00:12	45-40	Clemson	Jordan Leggett 24 yd pass from Deshaun Watson (Greg Huegel kick)	6-68 (0:50)

COLLEGE FOOTBALL PLAYOFF

2016 CFP NATIONAL CHAMPIONSHIP - ARIZONA

INDIVIDUAL STATISTICS

Rushing: Alabama - Derrick Henry, 36-158, 3 TD; Kenyan Drake, 1-1; Jake Coker, 8- -20. Clemson - Deshaun Watson, 20-73; Wayne Gallman, 14-45, 1 TD; Artavis Scott, 2-19; Zac Brooks, 1-4; Ray-Ray McCloud, 1-4.

Passing: Alabama - Jake Coker, 16-25-0, 335, 2 TD. Clemson - Deshaun Watson, 30-47-1, 405, 4 TD.

Receiving: Alabama - Calvin Ridley, 6-14; O.J. Howard, 5-208, 2 TD; ArDarius Stewart, 2-63; Kenyan Drake, 2-21; Richard Mullaney, 1-29. Clemson - Hunter Renfrow, 7-88, 2 TD; Charone Peake, 6-99; Jordan Leggett, 5-78, 1 TD; Zac Brooks, 4-39; Artavis Scott, 4-33, 1 TD; Wayne Gallman, 3-61; Ray-Ray McCloud, 1-7.

Punting: Alabama - JK Scott, 7-297, 42.4. Clemson - Andy Teasdale, 6-265, 44.2.

Returns: Alabama - Punt: Cyrus Jones, 1-12; Kickoff: Kenyan Drake, 5-195; Intercept: Eddie Jackson, 1-0. Clemson - Punt: Artavis Scott, 2-22; Kickoff: Artavis Scott, 2-59; Milan Richard, 1-9; Intercept: None.

Field Goals: Alabama - Adam Griffith, 1-2 (44 Missed, 33 Good). Clemson - Greg Huegel, 2-3 (44 Missed, 37 Good, 31 Good).

Tackles: (Solo-Assist-Total, Sacks-Yds, TFL-Yds) Alabama - Geno Matias-Smith (11-0-11, 0, 0); Reuben Foster (8-1-9, 0, 1.0-5); Cyrus Jones (4-1-5, 0, 0); Reggie Ragland (4-1-5, 0, 0); Marlon Humphrey (3-2-5, 0, 1.0-2); Minkah Fitzpatrick (3-1-4, 0, 0); Da'Shawn Hand (3-1-4, 0, 2.0-6); Dillon Lee (3-0-3, 0, 0); Rashaan Evans (3-0-3, 2.0-14, 2.0-14); A'Shawn Robinson (2-1-3, 0, 0); Eddie Jackson (2-1-3, 0, 0); Denzel Davall (2-1-3, 0, 0); Dalvin Tomlinson (1-0-1, 0, 0); Jarran Reed (1-0-1, 0, 0); D.J. Pettway (1-0-1, 0, 1.0-1); Adam Griffith (1-0-1, 0, 0); Maurice Smith (1-0-1, 0, 0); Ronnie Harrison (1-0-1, 0, 0); Keith Holcombe (0-1-1, 0, 0); Bradley Sylve (0-1-1, 0, 0). Clemson - T.J. Green (6-5-11); B.J. Goodson (10-0-10); Kevin Dodd (7-0-7); Travis Blanks (4-0-4); D.J. Reader (3-1-4); Shaq Lawson (3-1-4); Cordrea Tankersley (2-2-4); Ben Boulware (2-1-3); Christian Wilkins (1-2-3); Jayron Kears (2-0-2); Mackensie Alexander (2-0-2); Dorian O'Daniel (1-1-2); Austin Bryant (1-1-2); Carlos Watkins (1-1-2); Greg Huegel (1-0-1); Scott Pagano (1-0-1); J.D. Davis (1-0-1); Mark Fields (0-1-1); Van Smith (0-1-1); Adrian Baker (0-1-1).

ALABAMA STARTERS

POS.	NO.	OFFENSE
LT	74	Cam Robinson
LG	71	Ross Pierschbacher
C	70	Ryan Kelly
RG	50	Alphonse Taylor
RT	76	Dominick Jackson
TE	88	O.J. Howard
QB	14	Jake Coker
RB	2	Derrick Henry
WR	13	ArDarius Stewart
WR	3A	Calvin Ridley
WR	16	Richard Mullaney

POS.	NO.	DEFENSE
DL	86	A'Shawn Robinson
DL	93	Jonathan Allen
DL	90	Jarran Reed
JACK	30	Denzel Devall
CB	29	Minkah Fitzpatrick
MIKE	19	Reggie Ragland
WILL	10	Reuben Foster
CB	5	Cyrus Jones
CB	26	Marlon Humphrey
SS	4	Eddie Jackson
FS	24	Geno Matias-Smith

ALABAMA RESERVES

1B - Ronnie Harrison, 3 - Bradley Sylve, 9B - Da'Ron Payne, 9A - Bo Scarbrough, 9 - Da'Shawn Hand, 15 - JK Scott, 17 - Kenyan Drake, 18 - Cooper Bateman, 20 - Shaun Dion Hamilton, 21 - Maurice Smith, 22 - Ryan Anderson, 25 - Dillon Lee, 32 - Rashaan Evans, 33 - Derrick Gore, 34 - Damien Harris, 42 - Keith Holcombe, 46 - Michael Nysewander, 47 - Christian Miller, 54 - Dalvin Tomlinson, 55 - Cole Mazza, 56 - Tim Williams, 57 - D.J. Pettway, 58 - Brandon Greene, 75 - Bradley Bozeman, 81 - Derek Kief, 84 - Hale Hentges, 94 - Dakota Ball, 95 - Darren Lake, 99 - Adam Griffith.

CLEMSON STARTERS

POS.	NO.	OFFENSE
LT	75	Mitch Hyatt
LG	78	Eric Mac Lain
C	57	Jay Guillermo
RG	55	Tyrone Crowder
RT	73	Joe Gore
TE	16	Jordan Leggett
WR	13	Hunter Renfrow
QB	4	Deshaun Watson
RB	9	Wayne Gallman
WR	3	Artavis Scott
WR	19	Charone Peake

POS.	NO.	DEFENSE
DE	98	Kevin Dodd
DT	94	Carlos Watkins
DT	48	D.J. Reader
DE	90	Shaq Lawson
SLB	11	Travis Blanks
MLB	44	B.J. Goodson
WLB	10	Ben Boulware
CB	2	Mackensie Alexander
SS	1	Jayron Kears
FS	15	T.J. Green
CB	25	Cordrea Tankersley

CLEMSON RESERVES

1T - Trevion Thompson, 2F - Mark Fields, 2A - Adrian Baker, 3J - Kendall Joseph, 4W - Garrett Williams, 5F - Justin Falcinelli, 5 - Germone Hopper, 6 - Dorian O'Daniel, 8 - Deon Cain, 8R - Seth Ryan, 17 - Jefferie Gibson, 18 - Jadar Johnson, 21 - C.J. Davidson, 23 - Van Smith, 24 - Zac Brooks, 27 - C.J. Fuller, 29 - Marcus Edmond, 30 - Jalen Williams, 31 - Ryan Carter, 32 - Andy Teasdale, 33 - J.D. Davis, 34 - Ray-Ray McCloud, 37 - Judah Davis, 40 - Roderick Byers, 42 - Christian Wilkins, 49 - Richard Yeargin, 51 - Taylor Hearn, 56 - Scott Pagano, 69 - Maverick Morris, 76 - Jim Brown, 80 - Milan Richard, 81 - Stanton Seckinger, 84 - Cannon Smith, 87 - D.J. Greenlee, 91 - Austin Bryant, 92 - Greg Huegel.

COLLEGE FOOTBALL PLAYOFF

2015

**CFP NATIONAL
CHAMPIONSHIP -
NORTH TEXAS**

2015 CFP NATIONAL CHAMPIONSHIP - NORTH TEXAS



#2 OREGON VS. #4 OHIO STATE

Monday, January 12, 2025

AT&T Stadium

Arlington, Texas

Attendance: 85,689

Kickoff Time: 7:33 p.m. CT

End of Game: 11:10 p.m. CT

Total Elapsed Time: 3:37

Offensive Player of the Game:

Ezekiel Elliott, So., RB, Ohio State

Defensive Player of the Game:

Tyvis Powell, So., S, Ohio State

Score by Quarters	1	2	3	4	F
#4 Ohio State (14-1)	14	7	7	14	42
#2 Oregon (13-2)	7	3	10	0	20

FINAL TEAM STATISTICS

	OSU	UO
First downs	28	20
Rushing	18	7
Passing	8	13
Penalty	2	0
Rushes-Yards	61-296	33-132
Passing Yards	242	333
Passes Comp-Att-Int	16-23-1	24-38-1
Total Offense	84-538	71-465
(Plays-Yards)		
Punt Returns-Yards	3-32	0-0
Kickoff Returns-Yards	1-23	4-52
Punts (Number-Avg)	3-42.0	6-40.0
Fumbles-Lost	3-3	1-0
Sacks By	2-6	1-17
(Number-Yards)		
Penalties-Yards	5-30	10-76
3rd Down Conversions	8 of 15	2 of 12
4th Down Conversions	3 of 3	0 of 2

GAME RECAP

The No. 4 Ohio State Buckeyes claimed the inaugural College Football Playoff National Championship, defeating the No. 2 Oregon Ducks, 42-20, in front of a crowd of 85,689 at AT&T Stadium in Arlington, Texas.

Led by Heisman Trophy winner Marcus Mariota, the Ducks came out charging, putting up 75 yards in 11 plays on the opening drive. However, the Buckeyes and Cardale Jones had different plans on a night that marked just the third career start for the Ohio State quarterback. The redshirt sophomore passed for 242 yards and a touchdown, while helping orchestrate 538 yards of total offense to help the team overcome four turnovers.

Ezekiel Elliott, had a breakout night, running for a career-high 246 yards, setting a championship game (BCS and CFP) record for rushing yards, to go along with four touchdowns on his way to being named the Offensive Player of the Game.

Defensively, Ohio State held Oregon to a season-low 20 points and 465 yards of total offense, almost 100 yards below the team's season average. The Buckeyes also held the Ducks to 132 yards on the ground, over 100 yards fewer than their season average of 241.9. Tyvis Powell was tabbed Defensive Player of the Game after posting nine tackles in the game, including five solo stops and a pass breakup.

Fourteen unanswered points in the fourth quarter sealed Ohio State's fate to become the first national champion of the playoff era, marking the eighth national championship in program history. The Buckeyes' 14 victories on the year tied the NCAA record for most in a season, including a nation's best 13 straight victories.

SCORING SUMMARY

QTR	TIME	V-H	TEAM	SCORING PLAY	DRIVE
1st	12:21	0-7	Oregon	Keanon Lowe 7 yd pass from Marcus Mariota (Aidan Schneider kick)	11-75 (2:39)
	04:36	7-7	Ohio State	Ezekiel Elliott 33 yd run (Sean Nuernberger kick)	10-97 (3:16)
	01:08	14-7	Ohio State	Nick Vannett 1 yd pass from Cardale Jones (Sean Nuernberger kick)	4-46 (1:27)
2nd	04:49	21-7	Ohio State	Cardale Jones 1 yd run (Sean Nuernberger kick)	6-49 (2:16)
	00:48	21-10	Oregon	Aidan Schneider 26 yd field goal	12-66 (4:01)
3rd	11:23	21-17	Oregon	Byron Marshall 70 yd pass from Marcus Mariota (Aidan Schneider kick)	1-70 (0:10)
	06:39	21-20	Oregon	Aidan Schneider 23 yd field goal	6-17 (1:42)
	00:00	28-20	Ohio State	Ezekiel Elliott 9 yd run (Sean Nuernberger kick)	12-75 (6:39)
4th	09:44	35-20	Ohio State	Ezekiel Elliott 2 yd run (Sean Nuernberger kick)	9-76 (4:13)
	00:28	42-20	Ohio State	Ezekiel Elliott 1 yd run (Sean Nuernberger kick)	5-14 (2:17)

COLLEGE FOOTBALL PLAYOFF

2015 CFP NATIONAL CHAMPIONSHIP - NORTH TEXAS

INDIVIDUAL STATISTICS

Rushing: Ohio State - Ezekiel Elliott, 36-246, 4 TD; Cardale Jones, 21-38, 1 TD; Curtis Samuel, 1-6; Jalin Marshall, 2-3; Corey Smith, 1-3. Oregon - Thomas Tyner, 12-62; Marcus Mariota, 10-39; Royce Freeman, 10-22; Byron Marshall, 1-9.

Passing: Ohio State - Cardale Jones, 16-23-1, 242, 1 TD. Oregon - Marcus Mariota, 24-37-1, 333, 2 TD; Jeff Lockie, 0-1-0, 0.

Receiving: Ohio State - Jalin Marshall, 5-52; Michael Thomas, 4-53; Corey Smith, 2-76; Nick Vannett, 2-9, 1 TD; Devin Smith, 1-45; Curtis Samuel, 1-8, Ezekiel Elliott 1- -1. Oregon - Byron Marshall, 8-169, 1 TD; Evan Baylis, 5-25; Dwayne Stanford, 4-61; Keanon Lowe, 3-55, 1 TD; Charles Nelson, 2-21; Thomas Tyner, 2-2.

Punting: Ohio State - Cameron Johnston, 3-126, 42.0. Oregon - Ian Wheeler, 6-240, 40.0.

Returns: Ohio State - Punt: Jalin Marshall, 3-32; Kickoff: Curtis Samuel, 1-23; Intercept: Eli Apple, 1-8. Oregon - Punt: None; Kickoff: Charles Nelson, 4-52; Intercept: Danny Mattingly, 1-0.

Field Goals: Ohio State - None. Oregon - Aidan Schneider, 2-2 (26 Good, 23 Good).

Tackles: (Solo-Assist-Total, Sacks-Yds, TFL-Yds) Ohio State - Tyvis Powell (5-4-9, 0, 0); Darron Lee (4-4-8, 0, 0); Eli Apple (5-2-7, 0, 0); Curtis Grant (5-1-6, 0, 0); Vonn Bell (3-3-6, 1.0-1, 1.0-1); Joshua Perry (2-4-6, 0, 0); Doran Grant (4-1-5, 0, 1.0-1); Raekwon McMillan (3-2-5, 0, 0.5-2); Adolphus Washington (1-2-3, 1.0-5, 1.0-5); Joey Bosa (2-0-2, 0, 1.0-2); Tommy Schutt (1-0-1, 0, 0); Steve Miller (1-0-1, 0, 0); Armani Reeves (1-0-1, 0, 0); Chris Worley (1-0-1, 0, 0); Jalin Marshall (1-0-1, 0, 0); Corey Smith (1-0-1, 0, 0); Kyle Clinton (1-0-1, 0, 0); Tyquan Lewis (0-1-1, 0, 0); Rashad Frazier (0-1-1, 0.5-1); Michael Bennett (0-1-1, 0, 0). Oregon - Reggie Daniels (7-2-9, 0, 0); Arik Armstead (5-4-9, 0, 0); DeForest Buckner (5-3-8, 0, 0); Rodney Hardrick (6-1-7, 0, 0); Chris Seisay (5-2-7, 0, 1.0-1); Tony Washington (4-3-7, 0, 0.5-0); Troy Hill (4-1-5, 0, 0); Erick Dargan (4-1-5, 0, 1.0-1); Alex Balducci (3-2-5, 0, 0.5-1); Derrick Malone, Jr. (4-0-4, 0, 0); Joe Walker (3-1-4, 0, 0); Tyson Coleman (1-3-4, 1.0-17, 1.0-17); Danny Mattingly (2-0-2, 0, 1.0-2); Christian French (1-1-2, 0, 0); Charles Nelson (1-0-1, 0, 0); Jimmie Swain (1-0-1, 0, 0); Tyree Robinson (1-0-1, 0, 0); Keanon Lowe (0-1-1, 0, 0); Dwayne Stanford (0-1-1, 0, 0); Ian Wheeler (0-1-1, 0, 0); Sam Kamp (0-1-1, 0, 0).

OHIO STATE STARTERS

POS.	NO.	OFFENSE
LT	68	Taylor Decker
LG	54	Billy Price
C	50	Jacoby Boren
RG	65	Pat Elflein
RT	76	Darryl Baldwin
TE	5	Jeff Heuerman
WR	6	Evan Spencer
QB	1A	Cardale Jones
RB	15	Ezekiel Elliott
WR	3	Michael Thomas
WR	9	Devin Smith

POS.	NO.	DEFENSE
DE	97	Joey Bosa
DT	92	Adolphus Washington
DT	53	Michael Bennett
DE	88	Steve Miller
SLB	43	Darron Lee
MLB	14	Curtis Grant
WLB	37	Joshua Perry
CB	13	Eli Apple
S	23	Tyvis Powell
S	11	Vonn Bell
CB	12	Doran Grant

OHIO STATE RESERVES

OA - Erick Smith, OD - Damon Webb, 1E - Cam Burrows, 1F - Rashad Frazier, 2A - Raekwon McMillan, 2 - Dontre Wilson, 4 - Curtis Samuel, 4B - Chris Rock, 17 - Jalin Marshall, 19 - Gareon Conley, 20 - Ron Tanner, 25 - Bri'onte Dunn, 26 - Armani Reeves, 28 - Warren Ball, 33 - Dante Booker, 35 - Chris Worley, 38 - Craig Fada, 39 - Kyle Clinton, 41 - Bryce Haynes, 48 - Joe Burger, 52 - Donovan Munger, 55 - Cam Williams, 57 - Chase Farris, 59 - Tyquan Lewis, 72 - Chris Carter, 73 - Antonio Underwood, 80 - Noah Brown, 81 - Nick Vannett, 84 - Corey Smith, 85 - Marcus Baugh, 90 - Tommy Schutt, 95 - Cameron Johnston, 96 - Sean Nuernberger.

OREGON STARTERS

POS.	NO.	OFFENSE
LT	75	Jake Fisher
LG	54	Hamani Stevens
C	5E	Hroniss Grasu
RG	78	Cameron Hunt
RT	73	Tyrell Crosby
TE	81	Evan Baylis
QB	8	Marcus Mariota
RB	24	Thomas Tyner
WR	9	Byron Marshall
WR	7	Keanon Lowe
WR	85	Dwayne Stanford

POS.	NO.	DEFENSE
DE	9	Arik Armstead
NG	56	Alex Balducci
DE	44	DeForest Buckner
OLB	91	Tony Washington
ILB	48	Rodney Hardrick
ILB	22	Derrick Malone, Jr.
OLB	33	Tyson Coleman
CB	12	Chris Seisay
DB	4	Erick Dargan
S	8	Reggie Daniels
CB	13	Troy Hill

OREGON RESERVES

1B - Taylor Alie, 1G - Jeff Lockie, 2 - Tyree Robinson, 3 - Dior Mathis, 6 - Charles Nelson, 10 - Johnathan Loyd, 17 - Juwaan Williams, 18 - Jimmie Swain, 21 - Royce Freeman, 31 - Kenny Bassett, 35 - Joe Walker, 38 - Ian Wheeler, 41 - Aidan Schneider, 45 - T.J. Daniel, 46 - Danny Mattingly, 49 - Matt Wogan, 51 - Isaac Ava, 55 - Tui Talia, 58 - Tanner Carew, 62 - Matt Pierson, 76 - Jake Pisarcik, 82 - Zac Schuller, 83 - Johnny Mundt, 86 - Torrodne Prevot, 92 - Henry Mondeaux, 96 - Christian French, 99 - Sam Kamp.

COLLEGE FOOTBALL PLAYOFF

COLLEGE FOOTBALL PLAYOFF RECORDS

CFP NATIONAL CHAMPIONSHIPS AT A GLANCE

YEAR-BY-YEAR SCORING SUMMARY

YEAR	TEAMS	SCORE	TOTAL TDS	TOUCHDOWNS			PAT	BLK PAT	FG	2-PT CONV.	SAFETIES
				RUSH	PASS	RETURN					
2015	Ohio State	42	6	5	1	0	6-6	--	0-0	--	--
	Oregon	20	2	0	2	0	2-2	--	2-2	--	--
2016	Alabama	45	6	3	2	1-KR	6-6	--	1-2	--	--
	Clemson	40	5	1	4	0	4-4	--	2-3	0-rush fail	--
2017	Clemson	35	5	2	3	0	5-5	--	0-0	--	--
	Alabama	31	4	3	1	0	4-4	--	1-1	--	--
2018	Alabama	26	3	0	3	0	2-2	--	2-4	--	--
	Georgia	23	2	1	1	0	2-2	--	3-3	--	--
2019	Clemson	44	6	2	3	1-INT	5-6	--	1-1	--	--
	Alabama	16	2	0	2	0	1-2	--	1-1	--	--
2020	Clemson	25	3	3	0	0	2-2	--	1-1	1-pass	--
	LSU	42	6	1	5	0	6-6	--	0-1	--	--
2021	Ohio State	24	3	2	1	0	3-3	--	1-1	--	--
	Alabama	52	7	2	5	0	7-7	--	1-1	--	--
2022	Georgia	33	4	1	2	1-INT	3-3	--	2-2	0-rush fail	--
	Alabama	18	1	0	1	0	0-0	--	4-5	0-pass fail	--
2023	TCU	7	1	1	0	0	1-1	--	0-0	--	--
	Georgia	65	9	5	4	0	8-9	--	1-1	--	--
2024	Washington	13	1	0	1	0	1-1	--	2-2	--	--
	Michigan	34	4	4	0	0	4-	--	2-2	--	--

CFP NATIONAL CHAMPIONSHIPS AT A GLANCE

YEAR-BY-YEAR STATISTICS SUMMARY

YEAR	TEAMS	SCORE	FIRST DOWNS	RUSHING		PASSING				TOTAL OFF.	PUNTS/ AVG.	FUMBLES/ LOST	PENALTIES/ YARDS
				ATT.	YDS.	COMP.	ATT.	INT	YDS.				
2015	Ohio State	42	28	61	296	16	23	1	242	538	3/42.0	3-3	5-30
	Oregon	20	20	33	132	24	38	1	333	465	6/40.0	1-0	10-76
2016	Alabama	45	18	46	138	16	25	0	335	473	7/42.4	0-0	2-21
	Clemson	40	31	38	145	30	47	1	405	550	6/44.2	2-0	4-27
2017	Clemson	35	31	42	91	36	57	0	420	511	9/38.3	2-2	3-35
	Alabama	31	16	34	221	14	32	0	155	376	11/43.9	1-0	9-82
2018	Alabama	26	20	39	184	17	32	1	187	371	6/47.5	0-0	6-41
	Georgia	23	22	45	133	16	32	2	232	365	7/42.1	0-0	6-65
2019	Clemson	44	21	31	135	20	32	0	347	482	3/44.3	0-0	1-12
	Alabama	16	23	37	148	22	36	2	295	443	2/50.0	2-0	6-60
2020	Clemson	25	23	28	160	18	37	0	234	394	9/39.4	1-1	7-65
	LSU	42	29	32	165	31	49	0	463	628	7/44.6	0-0	11-118
2021	Ohio State	24	19	29	147	17	33	0	194	341	5/42.8	0-0	4-29
	Alabama	52	33	38	157	36	45	0	464	621	2/38.0	1-1	6-44
2022	Georgia	33	20	30	140	17	26	0	224	364	5/44.6	2-1	10-70
	Alabama	18	22	28	30	35	57	2	369	399	4/37.0	1-0	7-57
2023	TCU	7	9	28	36	14	23	2	152	188	5/37.0	1-1	5-50
	Georgia	65	32	44	254	20	28	0	335	589	1/48.0	0-0	4-30
2024	Washington	13	17	20	46	27	51	2	255	301	5/47.8	0-0	5-30
	Michigan	34	16	38	303	10	19	0	140	443	5/46.8	0-0	5-45

CFP NATIONAL CHAMPIONSHIP ANNUAL STAT LEADERS

TOTAL OFFENSE

YEAR	NAME, TEAM	TOTAL YDS.	RUSH YDS.	PASS YDS.
2015	Marcus Mariota, Oregon	372	39	333
2016	Deshaun Watson, Clemson	478	73	405
2017	Deshaun Watson, Clemson	463	43	420
2018	Jake Fromm, Georgia	217	-15	232
2019	Trevor Lawrence, Clemson	374	27	347
2020	Joe Burrow, LSU	521	58	463
2021	Mac Jones, Alabama	475	11	464
2022	Bryce Young, Alabama	326	-43	369
2023	Stetson Bennett, Georgia	343	39	304
2024	Michael Penix Jr., Washington	250	-5	255

PASSING

YEAR	NAME, TEAM	COMP.-ATT.-INT	YARDS	TD
2015	Marcus Mariota, Oregon	24-37-1	333	2
2016	Deshaun Watson, Clemson	30-47-1	405	4
2017	Deshaun Watson, Clemson	36-56-0	420	3
2018	Jake Fromm, Georgia	16-32-2	232	1
2019	Trevor Lawrence, Clemson	20-32-0	347	3
2020	Joe Burrow, LSU	31-49-0	463	5
2021	Mac Jones, Alabama	36-45-0	464	5
2022	Bryce Young, Alabama	35-57-2	369	1
2023	Stetson Bennett, Georgia	18-25-0	304	4
2024	Michael Penix Jr., Washington	27-51-2	255	1

RUSHING

YEAR	NAME, TEAM	ATT.	YARDS	AVG.	TD
2015	Ezekiel Elliott, Ohio State	36	246	6.8	4
2016	Derrick Henry, Alabama	36	158	4.4	3
2017	Bo Scarbrough, Alabama	16	93	5.8	2
2018	Sony Michel, Georgia	14	98	7.0	0
2019	Travis Etienne, Clemson	14	86	6.1	2
2020	Clyde Edwards-Helaire, LSU	16	110	6.9	0
2021	Najee Harris, Alabama	22	79	3.6	2
2022	Zamir White, Georgia	13	84	6.5	1
2023	Emari Demarcado, TCU	14	59	4.2	0
2024	Blake Corum, Michigan	21	134	6.4	2

RECEIVING

YEAR	NAME, TEAM	NO.	YARDS	AVG.	TD
2015	Byron Marshall, Oregon	8	169	21.1	1
2016	O.J. Howard, Alabama	5	208	41.6	2
2017	O.J. Howard, Alabama	4	106	26.5	1
2018	Riley Ridley, Georgia	6	82	13.7	0
2019	Justyn Ross, Clemson	6	153	25.5	1
2020	Ja'Marr Chase, LSU	9	221	24.6	2
2021	DeVonta Smith, Alabama	12	215	17.9	3
2022	Cameron Latu, Alabama	8	102	12.8	1
2023	Brock Bowers, Georgia	7	152	21.7	1
2024	Rome Odunze, Washington	5	87	17.4	0

SCORING

YEAR	NAME, TEAM	TOTAL	TD	FG	PAT
2015	Ezekiel Elliott, Ohio State	24	4	--	--
2016	Derrick Henry, Alabama	18	3	--	--
2017	Hunter Renfrow, Clemson	12	2	--	--
	Bo Scarbrough, Alabama	12	2	--	--
2018	R. Blankenship, Georgia	11	--	3	2
2019	Travis Etienne, Clemson	12	2	--	--
2020	Ja'Marr Chase, LSU	12	2	--	--
	Thaddeus Moss, LSU	12	2	--	--
2021	DeVonta Smith, Alabama	18	3	--	--
2022	Will Reichard, Alabama	12	--	4	0
2023	Branson Robinson, Georgia	12	2	--	--
	Stetson Bennett, Georgia	12	2	--	--
	Ladd McConkey, Georgia	12	2	--	--
2024	Blake Corum, Michigan	12	2	--	--
	Donovan Edwards, Michigan	12	2	--	--

PUNTING

YEAR	NAME, TEAM	NO.	YARDS	AVG.
2015	Ian Wheeler, Oregon	6	240	40.0
2016	JK Scott, Alabama	7	297	42.4
2017	JK Scott, Alabama	10	458	45.8
2018	JK Scott, Alabama	6	285	47.5
2019	Will Spiers, Clemson	3	133	44.3
2020	Will Spiers, Clemson	9	355	39.4
2021	Drue Chrisman, Ohio State	5	214	42.8
2022	Jake Camarda, Georgia	5	223	44.6
2023	Jorday Sandy, TCU	5	185	37.0
2024	Jack McCallister, Washington	5	239	47.0

TACKLES

YEAR	NAME, TEAM	TOTAL	SOLO	AST.	SACKS
2015	Tyvis Powell, Ohio State	9	5	4	0
	Reggie Daniels, Oregon	9	7	2	0
	Arik Armstead, Oregon	9	5	4	0
2016	Geno Matias-Smith, Alabama	11	11	0	0
	T.J. Green, Clemson	11	6	5	0
2017	Reuben Foster, Alabama	12	6	6	1
2018	Roquan Smith, Georgia	13	9	4	1
2019	Isaiah Simmons, Clemson	9	7	2	0
2020	Nolan Turner, Clemson	10	6	4	0
2021	Tuf Borland, Ohio State	14	7	7	0
2022	Quay Walker, Georgia	8	7	1	0
	Channing Tindall, Georgia	8	5	3	1
2023	Jamoi Hodge, TCU	7	6	1	0
	Millard Bradford, TCU	7	4	3	0
	Dee Winters, TCU	7	4	3	0
2024	D. Hampton, Washington	10	6	4	0

COLLEGE FOOTBALL PLAYOFF

CENTURY PERFORMERS IN THE COLLEGE FOOTBALL PLAYOFF

ALL-TIME 100-YARD+ RUSHERS - SEMIFINALS

NO.	NAME, TEAM	GAME	DATE	ATT.	TD
230	Ezekiel Elliott, Ohio State	Sugar	Jan. 1, 2015	20	2
204	B. Robinson Jr., Alabama	Cotton	Dec. 31, 2021	26	0
201	R. Anderson, Oklahoma	Rose	Jan. 1, 2018	26	2
193	Trey Sermon, Ohio State	Sugar	Jan. 1, 2021	31	1
181	Sony Michel, Georgia	Rose	Jan. 1, 2018	11	3
180	Bo Scarbrough, Alabama	Peach	Dec. 31, 2016	19	2
174	J.K. Dobbins, Ohio State	Fiesta	Dec. 28, 2019	18	1
150	Emari Demarcado, TCU	Fiesta	Dec. 31, 2022	17	1
150	Wayne Gallman, Clemson	Orange	Dec. 31, 2015	26	2
145	Nick Chubb, Georgia	Rose	Jan. 1, 2018	14	2
145	Deshaun Watson, Clemson	Orange	Dec. 31, 2015	24	1
125	Najee Harris, Alabama	Rose	Jan. 1, 2021	15	0
124	Thomas Tyner, Oregon	Rose	Jan. 1, 2015	13	2
119	Donovan Edwards, Michigan	Fiesta	Dec. 31, 2022	23	0
109	Travis Etienne, Clemson	Cotton	Dec. 29, 2018	14	1
109	Kyler Murray, Oklahoma	Orange	Dec. 29, 2018	17	1
107	Trevor Lawrence, Clemson	Fiesta	Dec. 28, 2019	16	1
103	Dalvin Cook, Florida State	Rose	Jan. 1, 2015	15	0

ALL-TIME 100-YARD+ RUSHERS - NATIONAL CHAMPIONSHIP

NO.	NAME, TEAM	GAME	DATE	ATT.	TD
246	Ezekiel Elliott, Ohio State	North Texas	Jan. 12, 2015	36	4
158	Derrick Henry, Alabama	Arizona	Jan. 11, 2016	36	3
134	Blake Corum, Michigan	Houston	Jan. 8, 2024	21	2
110	C. Edwards-Helaire, LSU	New Orleans	Jan. 13, 2020	16	0
104	Donovan Edwards, Michigan	Houston	Jan. 8, 2024	6	2

ALL-TIME 100-YARD+ RECEIVERS - SEMIFINALS

NO.	NAME, TEAM	GAME	DATE	REC.	TD
227	Justin Jefferson, LSU	Peach	Dec. 28, 2019	14	4
165	Darren Carrington, Oregon	Rose	Jan. 1, 2015	7	2
163	Quentin Johnston, TCU	Fiesta	Dec. 31, 2022	6	1
148	Justyn Ross, Clemson	Cotton	Dec. 29, 2018	6	2
139	Cornell Powell, Clemson	Sugar	Jan. 1, 2021	8	2
138	Calvin Ridley, Alabama	Cotton	Dec. 31, 2015	8	2
135	Ronnie Bell, Michigan	Fiesta	Dec. 31, 2022	6	1
132	Chris Olave, Ohio State	Sugar	Jan. 1, 2021	6	2
130	DeVonta Smith, Alabama	Rose	Jan. 1, 2021	7	3
129	Arian Smith, Georgia	Peach	Dec. 31, 2022	3	1
125	Rome Odunze, Washington	Sugar	Jan. 1, 2024	6	0
122	Ja'Lynn Polk, Washington	Sugar	Jan. 1, 2024	5	1
119	CeeDee Lamb, Oklahoma	Peach	Dec. 28, 2019	4	0
114	Marquis Brown, Oklahoma	Rose	Jan. 1, 2018	8	1
112	Emeka Egbuka, Ohio State	Peach	Dec. 31, 2022	8	1
109	CeeDee Lamb, Oklahoma	Orange	Dec. 29, 2018	8	1
106	M. Harrison Jr., Ohio State	Peach	Dec. 31, 2022	5	2
104	Roman Wilson, Michigan	Fiesta	Dec. 31, 2022	5	1
104	DeVonta Smith, Alabama	Orange	Dec. 29, 2018	6	1

ALL-TIME 100-YARD+ RECEIVERS - NATIONAL CHAMPIONSHIP

NO.	NAME, TEAM	GAME	DATE	REC.	TD
221	Ja'Marr Chase, LSU	New Orleans	Jan. 13, 2020	9	2
215	DeVonta Smith, Alabama	Miami	Jan. 11, 2021	12	3
208	O.J. Howard, Alabama	Arizona	Jan. 11, 2016	5	2
169	Byron Marshall, Oregon	North Texas	Jan. 12, 2015	8	1
153	Justyn Ross, Clemson	Bay Area	Jan. 7, 2019	6	1
152	Brock Bowers, Georgia	Los Angeles	Jan. 9, 2023	7	1
139	Jerry Jeudy, Alabama	Bay Area	Jan. 7, 2019	5	1
106	Justin Jefferson, LSU	New Orleans	Jan. 13, 2020	9	0
106	O.J. Howard, Alabama	Tampa	Jan. 9, 2017	4	1
102	Cameron Latu, Alabama	Indianapolis	Jan. 10, 2022	5	1
101	Derius Davis, TCU	Los Angeles	Jan. 9, 2023	5	0

ALL-TIME 300-YARD+ PASSERS - SEMIFINALS

NO.	NAME, TEAM	GAME	DATE	C-A-I	TD
493	Joe Burrow, LSU	Peach	Dec. 28, 2019	29-39-0	7
430	M. Penix Jr., Washington	Sugar	Jan. 1, 2024	29-38-0	2
400	Trevor Lawrence, Clemson	Sugar	Jan. 1, 2021	33-48-1	2
398	Stetson Bennett, Georgia	Peach	Dec. 31, 2022	23-34-1	3
385	Justin Fields, Ohio State	Sugar	Jan. 1, 2021	22-28-1	6
348	C.J. Stroud, Ohio State	Peach	Dec. 31, 2022	23-34-0	4
348	J. Winston, Florida State	Rose	Jan. 1, 2015	29-45-1	1
343	J.J. McCarthy, Michigan	Fiesta	Dec. 31, 2022	20-34-2	2
338	Marcus Mariota, Oregon	Rose	Jan. 1, 2015	26-36-1	2
327	Trevor Lawrence, Clemson	Cotton	Dec. 29, 2018	27-39-0	3
320	Justin Fields, Ohio State	Fiesta	Dec. 28, 2019	30-46-2	1
318	Quinn Ewers, Texas	Sugar	Jan. 1, 2024	24-43-0	1
318	Tua Tagovailoa, Alabama	Orange	Dec. 29, 2018	24-27-0	4
311	Baker Mayfield, Oklahoma	Orange	Dec. 31, 2015	26-41-2	1
310	Stetson Bennett, Georgia	Orange	Dec. 31, 2021	21-31-0	3
308	Kyler Murray, Oklahoma	Orange	Dec. 29, 2018	19-37-0	2

ALL-TIME 300-YARD+ PASSERS - NATIONAL CHAMPIONSHIP

NO.	NAME, TEAM	GAME	DATE	C-A-I	TD
464	Mac Jones, Alabama	Miami	Jan. 11, 2021	36-45-0	5
463	Joe Burrow, LSU	New Orleans	Jan. 13, 2020	31-49-0	5
420	Deshaun Watson, Clemson	Tampa	Jan. 9, 2017	36-56-0	3
405	Deshaun Watson, Clemson	Arizona	Jan. 11, 2016	30-47-1	4
369	Bryce Young, Alabama	Indianapolis	Jan. 10, 2022	35-57-2	1
347	Trevor Lawrence, Clemson	Bay Area	Jan. 7, 2019	20-32-0	3
335	Jake Coker, Alabama	Arizona	Jan. 11, 2016	16-25-0	2
333	Marcus Mariota, Oregon	North Texas	Jan. 12, 2015	27-37-1	2
304	Stetson Bennett, Georgia	Los Angeles	Jan. 9, 2023	18-25-0	4

COLLEGE FOOTBALL PLAYOFF

INDIVIDUAL RECORDS

TOTAL OFFENSE

MOST TOTAL PLAYS, SEMIFINALS

NO.	NAME, TEAM	GAME	DATE	RUSH	PASS
60	Justin Fields, Ohio State	Fiesta	Dec. 28, 2019	14	46
58	Trevor Lawrence, Clemson	Sugar	Jan. 1, 2021	10	48
55	Deshaun Watson, Clemson	Orange	Dec. 31, 2015	24	31
55	Kelly Bryant, Clemson	Sugar	Jan. 1, 2018	19	36
54	Ian Book, Notre Dame	Rose	Jan. 1, 2021	15	39
54	Kyler Murray, Oklahoma	Orange	Dec. 29, 2018	17	37

MOST TOTAL PLAYS, NATIONAL CHAMPIONSHIP

NO.	NAME, TEAM	GAME	DATE	RUSH	PASS
77	Deshaun Watson, Clemson	Tampa	Jan. 9, 2017	21	56
67	Deshaun Watson, Clemson	Arizona	Jan. 11, 2016	20	47
63	Joe Burrow, LSU	New Orleans	Jan. 13, 2020	14	49
61	Bryce Young, Alabama	Indianapolis	Jan. 10, 2022	4	57
49	Mac Jones, Alabama	Miami	Jan. 11, 2021	4	45
54	Michael Penix Jr., Washington	Houston	Jan. 8, 2024	3	51

MOST TOTAL PLAYS, SINGLE-GAME

NO.	NAME, TEAM	GAME	DATE	RUSH	PASS
77	Deshaun Watson, Clemson	NCG (Tampa)	Jan. 9, 2017	21	56
67	Deshaun Watson, Clemson	NCG (Arizona)	Jan. 11, 2016	20	47
63	Joe Burrow, LSU	NCG (New Orleans)	Jan. 13, 2020	14	49
61	Bryce Young, Alabama	NCG (Indianapolis)	Jan. 10, 2022	4	57
60	Justin Fields, Ohio State	Semifinal (Fiesta)	Dec. 28, 2019	14	46

MOST TOTAL PLAYS, CFP (FOUR-TEAM)

NO.	NAME, TEAM	GAMES	SEASON	RUSH	PASS
128	Deshaun Watson, Clemson	Fiesta & NCG	2016-17	36	92
122	Deshaun Watson, Clemson	Orange & NCG	2015-16	44	78
107	Joe Burrow, LSU	Peach & NCG	2019-20	19	88
96	Trevor Lawrence, Clemson	Fiesta & NCG	2019-20	26	70
96	Cardale Jones, Ohio State	Sugar & NCG	2014-15	38	58

MOST TOTAL YARDS, SEMIFINALS

NO.	NAME, TEAM	GAME	DATE	RUSH	PASS
515	Joe Burrow, LSU	Peach	Dec. 28, 2019	22	493
461	Michael Penix Jr., Washington	Sugar	Jan. 1, 2024	31	430
427	Justin Fields, Ohio State	Sugar	Jan. 1, 2021	42	385
417	Kyler Murray, Oklahoma	Orange	Dec. 29, 2018	109	308
400	Marcus Mariota, Oregon	Rose	Jan. 1, 2015	62	338

MOST TOTAL YARDS, NATIONAL CHAMPIONSHIP

NO.	NAME, TEAM	GAME	DATE	RUSH	PASS
521	Joe Burrow, LSU	New Orleans	Jan. 13, 2020	58	463
478	Deshaun Watson, Clemson	Arizona	Jan. 11, 2016	73	405
475	Mac Jones, Alabama	Miami	Jan. 11, 2021	11	464
463	Deshaun Watson, Clemson	Tampa	Jan. 9, 2017	43	420
374	Trevor Lawrence, Clemson	Bay Area	Jan. 7, 2019	27	347

TOTAL OFFENSE (CONTINUED)

MOST TOTAL YARDS, SINGLE-GAME

NO.	NAME, TEAM	GAME	DATE	RUSH	PASS
521	Joe Burrow, LSU	NCG (New Orleans)	Jan. 13, 2020	58	463
515	Joe Burrow, LSU	Semifinal (Peach)	Dec. 28, 2019	22	493
478	Deshaun Watson, Clemson	NCG (Arizona)	Jan. 11, 2016	73	405
475	Mac Jones, Alabama	NCG (Miami)	Jan. 11, 2021	11	464
463	Deshaun Watson, Clemson	NCG (Tampa)	Jan. 9, 2017	43	420

MOST TOTAL YARDS, CFP (FOUR-TEAM)

NO.	NAME, TEAM	GAMES	SEASON	RUSH	PASS
1,036	Joe Burrow, LSU	Peach & NCG	2019-20	80	956
810	Deshaun Watson, Clemson	Orange & NCG	2015-16	218	592
790	Mac Jones, Alabama	Rose & NCG	2020-21	29	761
779	Deshaun Watson, Clemson	Fiesta & NCG	2016-17	100	679
772	Marcus Mariota, Oregon	Rose & NCG	2014-15	101	671

RUSHING

MOST RUSHING ATTEMPTS, SEMIFINALS

NO.	NAME, TEAM	GAME	DATE	YARDS	TD
31	Trey Sermon, Ohio State	Sugar	Jan. 1, 2021	193	1
26	R. Anderson, Oklahoma	Rose	Jan. 1, 2018	201	2
26	Wayne Gallman, Clemson	Orange	Dec. 31, 2015	150	2
26	Brian Robinson Jr., Alabama	Cotton	Dec. 31, 2021	204	
24	Deshaun Watson, Clemson	Orange	Dec. 31, 2015	145	1

MOST RUSHING ATTEMPTS, NATIONAL CHAMPIONSHIP

NO.	NAME, TEAM	GAME	DATE	YARDS	TD
36	Derrick Henry, Alabama	Arizona	Jan. 11, 2016	158	3
36	Ezekiel Elliott, Ohio State	North Texas	Jan. 12, 2015	246	4
22	Brian Robinson Jr., Alabama	Indianapolis	Jan. 10, 2022	68	
22	Najee Harris, Alabama	Miami	Jan. 11, 2021	79	2
21	Blake Corum, Michigan	Houston	Jan. 8, 2024	134	2
21	Deshaun Watson, Clemson	Tampa	Jan. 9, 2017	43	1
21	Cardale Jones, Ohio State	North Texas	Jan. 12, 2015	38	1

MOST RUSHING ATTEMPTS, NATIONAL CHAMPIONSHIP

NO.	NAME, TEAM	GAME	DATE	YARDS	TD
36	Derrick Henry, Alabama	NCG (Arizona)	Jan. 11, 2016	158	3
36	Ezekiel Elliott, Ohio State	NCG (North Texas)	Jan. 12, 2015	246	4
31	Trey Sermon, Ohio State	Semifinal (Sugar)	Jan. 1, 2021	193	1
26	R. Anderson, Oklahoma	Semifinal (Rose)	Jan. 1, 2018	201	2
26	Wayne Gallman, Clemson	Semifinal (Orange)	Dec. 31, 2015	150	2
26	B. Robinson Jr., Alabama	Semifinal (Cotton)	Dec. 31, 2021	204	

COLLEGE FOOTBALL PLAYOFF

INDIVIDUAL RECORDS

RUSHING (CONTINUED)

MOST RUSHING ATTEMPTS, CFP (FOUR-TEAM)

NO.	NAME, TEAM	GAMES	SEASON	YARDS	TD
56	Ezekiel Elliott, Ohio State	Sugar & NCG	2014-15	476	6
56	Derrick Henry, Alabama	Cotton & NCG	2015-16	233	5
48	Brian Robinson Jr., Alabama	Cotton & NCG	2021-22	266	
44	Deshaun Watson, Clemson	Orange & NCG	2015-16	218	1
40	Blake Corum, Michigan	Rose & NCG	2023-24	217	3
40	Wayne Gallman, Clemson	Orange & NCG	2015-16	195	3

MOST NET YARDS RUSHING, SEMIFINALS

NO.	NAME, TEAM	GAME	DATE	ATT.	TD
230	Ezekiel Elliott, Ohio State	Sugar	Jan. 1, 2015	20	2
204	Brian Robinson Jr., Alabama	Cotton	Dec. 31, 2021	26	
201	Rodney Anderson, Oklahoma	Rose	Jan. 1, 2018	26	2
193	Trey Sermon, Ohio State	Sugar	Jan. 1, 2021	31	1
181	Sony Michel, Georgia	Rose	Jan. 1, 2018	11	3

MOST NET YARDS RUSHING, NATIONAL CHAMPIONSHIP

NO.	NAME, TEAM	GAME	DATE	ATT.	TD
246	Ezekiel Elliott, Ohio State	North Texas	Jan. 12, 2015	36	4
158	Derrick Henry, Alabama	Arizona	Jan. 11, 2016	36	3
134	Blake Corum, Michigan	Houston	Jan. 8, 2024	21	2
110	Clyde Edwards-Helaire, LSU	New Orleans	Jan. 13, 2020	16	
104	D. Edwards, Michigan	Houston	Jan. 8, 2024	6	2

MOST NET YARDS RUSHING, SINGLE-GAME

NO.	NAME, TEAM	GAME	DATE	ATT.	TD
246	Ezekiel Elliott, Ohio State	NCG (North Texas)	Jan. 12, 2015	36	4
230	Ezekiel Elliott, Ohio State	Semifinal (Sugar)	Jan. 1, 2015	20	2
204	Brian Robinson Jr., Alabama	Semifinal (Cotton)	Dec. 31, 2021	26	
201	R. Anderson, Oklahoma	Semifinal (Rose)	Jan. 1, 2018	26	2
193	Trey Sermon, Ohio State	Semifinal (Sugar)	Jan. 1, 2021	31	1

MOST NET YARDS RUSHING, CFP (FOUR-TEAM)

NO.	NAME, TEAM	GAMES	SEASON	ATT.	TD
476	Ezekiel Elliott, Ohio State	Sugar & NCG	2014-15	56	6
279	Sony Michel, Georgia	Rose & NCG	2017-18	25	3
273	Bo Scarbrough, Alabama	Peach & NCG	2016-17	35	4
266	Brian Robinson Jr., Alabama	Cotton & NCG	2021-22	48	
233	Derrick Henry, Alabama	Cotton & NCG	2015-16	56	5

MOST YARDS PER RUSH, SEMIFINALS (MIN. 4)

NO.	NAME, TEAM	GAME	DATE	ATT.	YDS.
16.5	Sony Michel, Georgia	Rose	Jan. 1, 2018	11	181
15.0	Kenyan Drake, Alabama	Cotton	Dec. 31, 2015	4	60
14.0	Kenny McIntosh, Georgia	Peach	Dec. 31, 2022	5	70
11.5	Ezekiel Elliott, Ohio State	Sugar	Jan. 1, 2015	20	230
11.2	Curtis Samuel, Ohio State	Fiesta	Dec. 31, 2016	6	67

RUSHING (CONTINUED)

MOST YARDS PER RUSH, NATIONAL CHAMPIONSHIP (MIN. 4)

NO.	NAME, TEAM	GAME	DATE	ATT.	YDS.
17.3	D. Edwards, Michigan	Houston	Jan. 8, 2024	6	104
12.8	James Cook, Georgia	Indianapolis	Jan. 10, 2022	6	77
11.2	Justin Fields, Ohio State	Miami	Jan. 11, 2021	6	67
10.7	Najee Harris, Alabama	Atlanta	Jan. 8, 2018	6	64
7.8	J.J. McCarthy, Michigan	Houston	Jan. 8, 2024	4	31
7.8	Jalen Hurts, Alabama	Atlanta	Jan. 8, 2018	6	47

MOST YARDS PER RUSH, SINGLE-GAME (MIN. 4)

NO.	NAME, TEAM	GAME	DATE	ATT.	YDS.
17.3	D. Edwards, Michigan	NCG (Houston)	Jan. 8, 2024	6	104
16.5	Sony Michel, Georgia	Semifinal (Rose)	Jan. 1, 2018	11	181
15.0	Kenyan Drake, Alabama	Semifinal (Cotton)	Dec. 31, 2015	4	60
14.0	Kenny McIntosh, Georgia	Semifinal (Peach)	Dec. 31, 2022	5	70
12.8	James Cook, Georgia	NCG (Indianapolis)	Jan. 10, 2022	6	77

MOST RUSHING YARDS IN A HALF, SEMIFINALS

NO.	NAME, TEAM	GAME	DATE	ATT.	TD
142	J.K. Dobbins, Ohio State	Fiesta (1st)	Dec. 28, 2019	9	1
134	Brian Robinson Jr., Alabama	Cotton (1st)	Dec. 31, 2021	17	
125	R. Anderson, Oklahoma	Rose (1st)	Jan. 1, 2018	13	2
121	Trey Sermon, Ohio State	Sugar (1st)	Jan. 1, 2021	17	1
120	Deshaun Watson, Clemson	Orange (1st)	Dec. 31, 2015	14	

MOST RUSHING YARDS IN A HALF, NATIONAL CHAMPIONSHIP

NO.	NAME, TEAM	GAME	DATE	ATT.	TD
148	Ezekiel Elliott, Ohio State	North Texas (2nd)	Jan. 12, 2015	25	3
128	Derrick Henry, Alabama	Arizona (1st)	Jan. 11, 2016	20	2
98	Ezekiel Elliott, Ohio State	North Texas (1st)	Jan. 12, 2015	11	1
93	Donovan Edwards, Michigan	Houston (1st)	Jan. 8, 2024	3	2
84	Blake Corum, Michigan	Houston (1st)	Jan. 8, 2024	8	

MOST RUSHING YARDS IN A HALF, SINGLE-GAME

NO.	NAME, TEAM	GAME	DATE	ATT.	TD
148	Ezekiel Elliott, Ohio State	NCG (North Texas) (2nd)	Jan. 12, 2015	25	3
142	J.K. Dobbins, Ohio State	Semifinal (Fiesta) (1st)	Dec. 28, 2019	9	1
134	Brian Robinson Jr., Alabama	Semifinal (Cotton) (1st)	Dec. 31, 2021	17	
128	Derrick Henry, Alabama	NCG (Arizona) (1st)	Jan. 11, 2016	20	2
125	R. Anderson, Oklahoma	Semifinal (Rose) (1st)	Jan. 1, 2018	13	2

COLLEGE FOOTBALL PLAYOFF

INDIVIDUAL RECORDS

RUSHING (CONTINUED)

MOST RUSHING YARDS BY A QB, SEMIFINALS

NO.	NAME, TEAM	GAME	DATE	ATT.	TD
145	Deshaun Watson, Clemson	Orange	Dec. 31, 2015	24	1
109	Kyler Murray, Oklahoma	Orange	Dec. 29, 2018	17	1
107	Trevor Lawrence, Clemson	Fiesta	Dec. 28, 2019	16	1
62	Marcus Mariota, Oregon	Rose	Jan. 1, 2015	8	1
57	Max Duggan, TCU	Fiesta	Dec. 31, 2022	15	2
57	Deshaun Watson, Clemson	Fiesta	Dec. 31, 2016	15	2

MOST RUSHING YARDS BY A QB, NATIONAL CHAMPIONSHIP

NO.	NAME, TEAM	GAME	DATE	ATT.	TD
73	Deshaun Watson, Clemson	Arizona	Jan. 11, 2016	20	1
67	Justin Fields, Ohio State	Miami	Jan. 11, 2021	6	
63	Jalen Hurts, Alabama	Tampa	Jan. 9, 2017	10	1
58	Joe Burrow, LSU	New Orleans	Jan. 13, 2020	14	1
49	Trevor Lawrence, Clemson	New Orleans	Jan. 13, 2020	10	1

MOST RUSHING YARDS BY A QB, SINGLE-GAME

NO.	NAME, TEAM	GAME	DATE	ATT.	TD
145	Deshaun Watson, Clemson	Semifinal (Orange)	Dec. 31, 2015	24	1
109	Kyler Murray, Oklahoma	Semifinal (Orange)	Dec. 29, 2018	17	1
107	Trevor Lawrence, Clemson	Semifinal (Fiesta)	Dec. 28, 2019	16	1
73	Deshaun Watson, Clemson	NCG (Arizona)	Jan. 11, 2016	20	1
67	Justin Fields, Ohio State	NCG (Miami)	Jan. 11, 2021	6	

MOST RUSHING YARDS BY A QB, CFP (FOUR-TEAM)

NO.	NAME, TEAM	GAMES	SEASON	ATT.	TD
218	Deshaun Watson, Clemson	Orange & NCG	2015-16	44	1
156	Trevor Lawrence, Clemson	Fiesta & NCG	2019-20	26	2
113	Jalen Hurts, Alabama	Peach & NCG	2016-17	29	1
109	Justin Fields, Ohio State	Sugar & NCG	2020-21	14	
101	Marcus Mariota, Oregon	Rose & NCG	2014-15	18	1

LONGEST CARRY, SEMIFINALS

NO.	NAME, TEAM	GAME	DATE	
85	Ezekiel Elliott, Ohio State	Sugar	Jan. 1, 2015	(TD)
75	Sony Michel, Georgia	Rose	Jan. 1, 2018	(TD)
69	Emari Demercado, TCU	Fiesta	Dec. 31, 2022	
68	J.K. Dobbins, Ohio State	Fiesta	Dec. 28, 2019	(TD)
68	Bo Scarbrough, Alabama	Peach	Dec. 31, 2016	(TD)

LONGEST CARRY, NATIONAL CHAMPIONSHIP

NO.	NAME, TEAM	GAME	DATE	
67	James Cook, Georgia	Indianapolis	Jan. 10, 2022	
59	Blake Corum, Michigan	Houston	Jan. 8, 2024	
50	Derrick Henry, Alabama	Arizona	Jan. 11, 2016	(TD)
46	D. Edwards, Michigan	Houston	Jan. 8, 2024	(TD)
38	Travis Etienne, Clemson	Bay Area	Jan. 7, 2019	

RUSHING (CONTINUED)

LONGEST CARRY, SINGLE-GAME

NO.	NAME, TEAM	GAME	DATE	
85	Ezekiel Elliott, Ohio State	Semifinal (Sugar)	Jan. 1, 2015	(TD)
75	Sony Michel, Georgia	Semifinal (Rose)	Jan. 1, 2018	(TD)
69	Emari Demercado, TCU	Semifinal (Fiesta)	Dec. 31, 2022	
68	J.K. Dobbins, Ohio State	Semifinal (Fiesta)	Dec. 28, 2019	(TD)
68	Bo Scarbrough, Alabama	Semifinal (Peach)	Dec. 31, 2016	(TD)

PASSING

MOST PASSING ATTEMPTS, SEMIFINALS

NO.	NAME, TEAM	GAME	DATE	C-A-I	YDS.
48	Trevor Lawrence, Clemson	Sugar	Jan. 1, 2021	33-48-1	400
46	Justin Fields, Ohio State	Fiesta	Dec. 28, 2019	30-46-2	320
45	J. Winston, Florida State	Rose	Jan. 1, 2015	29-45-1	348
43	Quinn Ewers, Texas	Sugar	Jan. 1, 2024	24-43-0	318
41	Baker Mayfield, Oklahoma	Orange	Dec. 31, 2015	26-41-2	311

MOST PASSING ATTEMPTS, NATIONAL CHAMPIONSHIP

NO.	NAME, TEAM	GAME	DATE	C-A-I	YDS.
57	Bryce Young, Alabama	Indianapolis	Jan. 10, 2022	35-57-2	369
56	Deshaun Watson, Clemson	Tampa	Jan. 9, 2017	36-56-0	420
51	Michael Penix Jr., Washington	Houston	Jan. 8, 2024	27-51-2	255
49	Joe Burrow, LSU	New Orleans	Jan. 13, 2020	31-49-0	463
47	Deshaun Watson, Clemson	Arizona	Jan. 11, 2016	30-47-1	405

MOST PASSING ATTEMPTS, SINGLE-GAME

NO.	NAME, TEAM	GAME	DATE	C-A-I	YDS.
57	Bryce Young, Alabama	NCG (Indianapolis)	Jan. 10, 2022	35-57-2	369
56	Deshaun Watson, Clemson	NCG (Tampa)	Jan. 9, 2017	36-56-0	420
51	M. Penix Jr., Washington	NCG (Houston)	Jan. 8, 2024	27-51-2	255
49	Joe Burrow, LSU	NCG (New Orleans)	Jan. 13, 2020	31-49-0	463
48	Trevor Lawrence, Clemson	Semifinal (Sugar)	Jan. 1, 2021	33-48-1	400

MOST PASSING ATTEMPTS, CFP (FOUR-TEAM)

NO.	NAME, TEAM	GAMES	SEASON	C-A-I	YDS.
92	Deshaun Watson, Clemson	Fiesta & NCG	2016-17	59-92-2	679
89	Michael Penix Jr., Washington	Sugar & NCG	2023-24	56-89-2	685
88	Joe Burrow, LSU	Peach & NCG	2019-20	60-88-0	956
85	Bryce Young, Alabama	Cotton & NCG	2021-22	52-85-3	550
78	Deshaun Watson, Clemson	Orange & NCG	2015-16	46-78-2	592

COLLEGE FOOTBALL PLAYOFF

INDIVIDUAL RECORDS

PASSING (CONTINUED)

MOST COMPLETIONS, SEMIFINALS

NO.	NAME, TEAM	GAME	DATE	C-A-I	YDS.
33	Trevor Lawrence, Clemson	Sugar	Jan. 1, 2021	33-48-1	400
30	Justin Fields, Ohio State	Fiesta	Dec. 28, 2019	30-46-2	320
29	Michael Penix Jr., Washington	Sugar	Jan. 1, 2024	29-38-0	430
29	Joe Burrow, LSU	Peach	Dec. 28, 2019	29-39-0	493
29	J. Winston, Florida State	Rose	Jan. 1, 2015	29-45-1	348

MOST COMPLETIONS, NATIONAL CHAMPIONSHIP

NO.	NAME, TEAM	GAME	DATE	C-A-I	YDS.
36	Mac Jones, Alabama	Miami	Jan. 11, 2021	36-45-0	464
36	Deshaun Watson, Clemson	Tampa	Jan. 9, 2017	36-56-0	420
35	Bryce Young, Alabama	Indianapolis	Jan. 10, 2022	35-57-2	369
31	Joe Burrow, LSU	New Orleans	Jan. 13, 2020	31-49-0	463
30	Deshaun Watson, Clemson	Arizona	Jan. 11, 2016	30-47-1	405

MOST COMPLETIONS, SINGLE-GAME

NO.	NAME, TEAM	GAME	DATE	C-A-I	YDS.
36	Mac Jones, Alabama	NCG (Miami)	Jan. 11, 2021	36-45-0	464
36	Deshaun Watson, Clemson	NCG (Tampa)	Jan. 9, 2017	36-56-0	420
35	Bryce Young, Alabama	NCG (Indianapolis)	Jan. 10, 2022	35-57-2	369
33	Trevor Lawrence, Clemson	Semifinal (Sugar)	Jan. 1, 2021	33-48-1	400
31	Joe Burrow, LSU	NCG (New Orleans)	Jan. 13, 2020	31-49-0	463

MOST COMPLETIONS, CFP (FOUR-TEAM)

NO.	NAME, TEAM	GAMES	SEASON	C-A-I	YDS.
61	Mac Jones, Alabama	Rose & NCG	2020-21	61-75-0	761
60	Joe Burrow, LSU	Peach & NCG	2019-20	60-88-0	956
59	Deshaun Watson, Clemson	Fiesta & NCG	2016-17	59-92-2	679
56	M. Penix Jr., Washington	Sugar & NCG	2023-24	56-89-2	685
52	Bryce Young, Alabama	Cotton & NCG	2021-22	52-85-3	550

HIGHEST COMPLETION %, SEMIFINALS (MIN. 10)

%	NAME, TEAM	GAME	DATE	C-A-I	YDS.
.889	Tua Tagovailoa, Alabama	Orange	Jan. 29, 2018	24-27-0	318
.833	Mac Jones, Alabama	Rose	Jan. 1, 2021	25-30-0	297
.833	Jake Coker, Alabama	Cotton	Dec. 31, 2015	25-30-0	286
.786	Justin Fields, Ohio State	Sugar	Jan. 1, 2021	22-28-1	385
.763	Michael Penix Jr., Washington	Sugar	Jan. 1, 2024	29-38-0	430

HIGHEST COMPLETION %, NATIONAL CHAMPIONSHIP (MIN. 10)

%	NAME, TEAM	GAME	DATE	C-A-I	YDS.
.800	Mac Jones, Alabama	Miami	Jan. 11, 2021	36-45-0	464
.720	Stetson Bennett, Georgia	Los Angeles	Jan. 9, 2023	18-25-0	304
.696	Cardale Jones, Ohio State	North Texas	Jan. 12, 2015	16-23-1	242
.654	Stetson Bennett, Georgia	Indianapolis	Jan. 10, 2022	17-26-0	224
.649	Marcus Mariota, Oregon	North Texas	Jan. 12, 2015	24-37-1	333

PASSING (CONTINUED)

HIGHEST COMPLETION %, SINGLE GAME (MIN. 10)

%	NAME, TEAM	GAME	DATE	C-A-I	YDS.
.889	Tua Tagovailoa, Alabama	Semifinal (Orange)	Jan. 29, 2018	24-27-0	318
.833	Mac Jones, Alabama	Semifinal (Rose)	Jan. 1, 2021	25-30-0	297
.833	Jake Coker, Alabama	Semifinal (Cotton)	Dec. 31, 2015	25-30-0	286
.800	Mac Jones, Alabama	NCG (Miami)	Jan. 11, 2021	36-45-0	464
.786	Justin Fields, Ohio State	Semifinal (Sugar)	Jan. 1, 2021	22-28-1	385

MOST NET YARDS PASSING, SEMIFINALS

NO.	NAME, TEAM	GAME	DATE	C-A-I	TD
493	Joe Burrow, LSU	Peach	Dec. 28, 2019	29-39-0	7
430	Michael Penix Jr., Washington	Sugar	Jan. 1, 2024	29-38-0	2
400	Trevor Lawrence, Clemson	Sugar	Jan. 1, 2021	33-48-1	2
398	Stetson Bennett, Georgia	Peach	Dec. 31, 2022	23-34-1	3
385	Justin Fields, Ohio State	Sugar	Jan. 1, 2021	22-28-1	6

MOST NET YARDS PASSING, NATIONAL CHAMPIONSHIP

NO.	NAME, TEAM	GAME	DATE	C-A-I	TD
464	Mac Jones, Alabama	Miami	Jan. 11, 2021	36-45-0	5
463	Joe Burrow, LSU	New Orleans	Jan. 13, 2020	31-49-0	5
420	Deshaun Watson, Clemson	Tampa	Jan. 9, 2017	36-56-0	3
405	Deshaun Watson, Clemson	Arizona	Jan. 11, 2016	30-47-1	4
369	Bryce Young, Alabama	Indianapolis	Jan. 10, 2022	35-57-2	1

MOST NET YARDS PASSING, SINGLE-GAME

NO.	NAME, TEAM	GAME	DATE	C-A-I	TD
493	Joe Burrow, LSU	Semifinal (Peach)	Dec. 28, 2019	29-39-0	7
464	Mac Jones, Alabama	NCG (Miami)	Jan. 11, 2021	36-45-0	5
463	Joe Burrow, LSU	NCG (New Orleans)	Jan. 13, 2020	31-49-0	5
430	M. Penix Jr., Washington	Semifinal (Sugar)	Jan. 1, 2024	29-38-0	2
420	Deshaun Watson, Clemson	NCG (Tampa)	Jan. 9, 2017	36-56-0	3

MOST NET YARDS PASSING, CFP (FOUR-TEAM)

NO.	NAME, TEAM	GAMES	SEASON	C-A-I	TD
956	Joe Burrow, LSU	Peach & NCG	2019-20	60-88-0	12
761	Mac Jones, Alabama	Rose & NCG	2020-21	61-75-0	9
702	Stetson Bennett, Georgia	Peach & NCG	2022-23	41-59-1	7
685	Michael Penix Jr., Washington	Sugar & NCG	2023-24	56-89-2	3
679	Deshaun Watson, Clemson	Fiesta & NCG	2016-17	59-92-2	4

LONGEST COMPLETION, SEMIFINALS

NO.	NAME, TEAM	GAME	DATE
77	Michael Penix Jr., Washington	Sugar	Jan. 1, 2024
76	Stetson Bennett, Georgia	Peach	Dec. 31, 2022 (TD)
76	Max Duggan, TCU	Fiesta	Dec. 31, 2022 (TD)
62	Joe Burrow, LSU	Peach	Dec. 28, 2019 (TD)
57	Stetson Bennett, Georgia	Orange	Dec. 31, 2021 (TD)

COLLEGE FOOTBALL PLAYOFF

INDIVIDUAL RECORDS

PASSING (CONTINUED)

LONGEST COMPLETION, NATIONAL CHAMPIONSHIP

NO.	NAME, TEAM	GAME	DATE	
80	Jake Fromm, Georgia	Atlanta	Jan. 8, 2018	(TD)
74	Trevor Lawrence, Clemson	Bay Area	Jan. 7, 2019	(TD)
70	Marcus Mariota, Oregon	North Texas	Jan. 12, 2015	(TD)
68	Jalen Hurts, Alabama	Tampa	Jan. 9, 2017	(TD)
63	Jake Coker, Alabama	Arizona	Jan. 11, 2016	

LONGEST COMPLETION, SINGLE-GAME

NO.	NAME, TEAM	GAME	DATE	
80	Jake Fromm, Georgia	NCG (Atlanta)	Jan. 8, 2018	(TD)
77	M. Penix Jr., Washington	Semifinal (Sugar)	Jan. 1, 2024	
76	Stetson Bennett, Georgia	Semifinal (Peach)	Dec. 31, 2022	(TD)
76	Max Duggan, TCU	Semifinal (Fiesta)	Dec. 31, 2022	(TD)
74	Trevor Lawrence, Clemson	NCG (Bay Area)	Jan. 7, 2019	(TD)

MOST CONSECUTIVE COMPLETIONS, SEMIFINALS

NO.	NAME, TEAM	GAME	DATE	
12	Michael Penix Jr., Washington	Sugar	Jan. 1, 2024	
11	Joe Burrow, LSU	Peach	Dec. 28, 2019	
10	Mac Jones, Alabama	Rose	Jan. 1, 2021	
9	Tua Tagovailoa, Alabama	Orange	Dec. 29, 2018	
9	Jake Fromm, Georgia	Rose	Jan. 1, 2018	
9	Jake Browning, Washington	Peach	Dec. 31, 2016	

MOST CONSECUTIVE COMPLETIONS, NATIONAL CHAMPIONSHIP

NO.	NAME, TEAM	GAME	DATE	
12	Mac Jones, Alabama	Miami	Jan. 11, 2021	
8	Joe Burrow, LSU	New Orleans	Jan. 13, 2020	
7	Bryce Young, Alabama	Indianapolis	Jan. 10, 2022	
7	Mac Jones, Alabama	Miami	Jan. 11, 2021	
6	Mac Jones, Alabama	Miami	Jan. 11, 2021	
6	Justin Fields, Ohio State	Miami	Jan. 11, 2021	
6	Cardale Jones, Ohio State	North Texas	Jan. 12, 2015	

MOST CONSECUTIVE COMPLETIONS, NATIONAL CHAMPIONSHIP

NO.	NAME, TEAM	GAME	DATE	
12	M. Penix Jr., Washington	Semifinal (Sugar)	Jan. 1, 2024	
12	Mac Jones, Alabama	NCG (Miami)	Jan. 11, 2021	
11	Joe Burrow, LSU	Semifinal (Peach)	Dec. 28, 2019	
10	Mac Jones, Alabama	Semifinal (Rose)	Jan. 1, 2021	
9	Tua Tagovailoa, Alabama	Semifinal (Orange)	Dec. 29, 2018	
9	Jake Fromm, Georgia	Semifinal (Rose)	Jan. 1, 2018	
9	Jake Browning, Washington	Semifinal (Peach)	Dec. 31, 2016	

PASSING (CONTINUED)

MOST CONSECUTIVE COMPLETIONS, CFP (FOUR-TEAM)

NO.	NAME, TEAM	GAMES	SEASON	
12	Michael Penix Jr., Washington	Sugar & NCG	2023-24	
12	Mac Jones, Alabama	Rose & NCG	2020-21	
11	Joe Burrow, LSU	Peach & NCG	2019-20	
10	Tua Tagovailoa, Alabama	Orange & NCG	2018-19	
10	Mac Jones, Alabama	Rose & NCG	2020-21	

MOST ATTEMPTS WITHOUT AN INT, SEMIFINALS

NO.	NAME, TEAM	GAME	DATE	C-A-I	YDS.
39	Joe Burrow, LSU	Peach	Dec. 28, 2019	29-39-0	493
39	Trevor Lawrence, Clemson	Cotton	Dec. 29, 2018	27-39-0	327
37	Kyler Murray, Oklahoma	Orange	Dec. 29, 2018	19-37-0	344
34	C.J. Stroud, Ohio State	Peach	Dec. 31, 2022	23-34-0	348
33	Trevor Lawrence, Clemson	Fiesta	Dec. 28, 2019	18-33-0	259

MOST ATTEMPTS WITHOUT AN INT, NATIONAL CHAMPIONSHIP

NO.	NAME, TEAM	GAME	DATE	C-A-I	YDS.
56	Deshaun Watson, Clemson	Tampa	Jan. 9, 2017	36-56-0	420
49	Joe Burrow, LSU	New Orleans	Jan. 13, 2020	31-49-0	463
45	Mac Jones, Alabama	Miami	Jan. 11, 2021	36-45-0	464
37	Trevor Lawrence, Clemson	New Orleans	Jan. 13, 2020	18-37-0	234
33	Justin Fields, Ohio State	Miami	Jan. 11, 2021	17-33-0	194

MOST ATTEMPTS WITHOUT AN INT, SINGLE-GAME

NO.	NAME, TEAM	GAME	DATE	C-A-I	YDS.
56	Deshaun Watson, Clemson	NCG (Tampa)	Jan. 9, 2017	36-56-0	420
49	Joe Burrow, LSU	NCG (New Orleans)	Jan. 13, 2020	31-49-0	463
45	Mac Jones, Alabama	NCG (Miami)	Jan. 11, 2021	36-45-0	464
39	Joe Burrow, LSU	Semifinals (Peach)	Dec. 28, 2019	29-39-0	493
39	Trevor Lawrence, Clemson	Semifinals (Cotton)	Dec. 29, 2018	27-39-0	327

MOST COMPLETIONS WITHOUT AN INT, SEMIFINALS

NO.	NAME, TEAM	GAME	DATE	C-A-I	YDS.
29	Michael Penix Jr., Washington	Sugar	Jan. 1, 2024	29-38-0	430
29	Joe Burrow, LSU	Peach	Dec. 28, 2019	29-39-0	493
27	Trevor Lawrence, Clemson	Cotton	Dec. 29, 2018	27-39-0	327
25	Mac Jones, Alabama	Rose	Jan. 1, 2021	25-30-0	297
25	Jake Coker, Alabama	Cotton	Dec. 31, 2015	25-30-0	286

MOST COMPLETIONS WITHOUT AN INT, NATIONAL CHAMPIONSHIP

NO.	NAME, TEAM	GAME	DATE	C-A-I	YDS.
36	Mac Jones, Alabama	Miami	Jan. 11, 2021	36-45-0	464
36	Deshaun Watson, Clemson	Tampa	Jan. 9, 2017	36-56-0	420
31	Joe Burrow, LSU	New Orleans	Jan. 13, 2020	31-49-0	463
20	Trevor Lawrence, Clemson	Bay Area	Jan. 7, 2019	20-32-0	347
18	Stetson Bennett, Georgia	Los Angeles	Jan. 9, 2023	18-25-0	304
18	Trevor Lawrence, Clemson	New Orleans	Jan. 13, 2020	18-37-0	234

COLLEGE FOOTBALL PLAYOFF

INDIVIDUAL RECORDS

PASSING (CONTINUED)

MOST COMPLETIONS WITHOUT AN INT, SINGLE-GAME

NO.	NAME, TEAM	GAME	DATE	C-A-I	YDS.
36	Mac Jones, Alabama	NCG (Miami)	Jan. 11, 2021	36-45-0	464
36	Deshaun Watson, Clemson	NCG (Tampa)	Jan. 9, 2017	36-56-0	420
31	Joe Burrow, LSU	NCG (New Orleans)	Jan. 13, 2020	31-49-0	463
29	M. Penix Jr., Washington	Semifinal (Sugar)	Jan. 1, 2024	29-38-0	430
29	Joe Burrow, LSU	Semifinal (Peach)	Dec. 28, 2019	29-39-0	493

MOST YARDS WITHOUT AN INT, SEMIFINALS

NO.	NAME, TEAM	GAME	DATE	C-A-I
493	Joe Burrow, LSU	Peach	Dec. 28, 2019	29-39-0
430	Michael Penix Jr., Washington	Sugar	Jan. 1, 2024	29-38-0
348	C.J. Stroud, Ohio State	Peach	Dec. 31, 2022	23-34-0
344	Kyler Murray, Oklahoma	Orange	Dec. 29, 2018	19-37-0
327	Trevor Lawrence, Clemson	Cotton	Dec. 29, 2018	27-39-0

MOST YARDS WITHOUT AN INT, NATIONAL CHAMPIONSHIP

NO.	NAME, TEAM	GAME	DATE	C-A-I
464	Mac Jones, Alabama	Miami	Jan. 11, 2021	36-45-0
463	Joe Burrow, LSU	New Orleans	Jan. 13, 2020	31-49-0
420	Deshaun Watson, Clemson	Tampa	Jan. 9, 2017	36-56-0
347	Trevor Lawrence, Clemson	Bay Area	Jan. 7, 2019	20-32-0
335	Jake Coker, Alabama	Arizona	Jan. 11, 2016	16-25-0

MOST YARDS WITHOUT AN INT, SINGLE-GAME

NO.	NAME, TEAM	GAME	DATE	C-A-I
493	Joe Burrow, LSU	Semifinal (Peach)	Dec. 28, 2019	29-39-0
464	Mac Jones, Alabama	NCG (Miami)	Jan. 11, 2021	36-45-0
463	Joe Burrow, LSU	NCG (New Orleans)	Jan. 13, 2020	31-49-0
430	M. Penix Jr., Washington	Semifinal (Sugar)	Jan. 1, 2024	29-38-0
420	Deshaun Watson, Clemson	NCG (Tampa)	Jan. 9, 2017	36-56-0

MOST TOUCHDOWNS WITHOUT AN INT, SEMIFINALS

NO.	NAME, TEAM	GAME	DATE	C-A-I	YDS.
7	Joe Burrow, LSU	Peach	Dec. 28, 2019	29-39-0	493
4	C.J. Stroud, Ohio State	Peach	Dec. 31, 2022	23-34-0	348
4	Mac Jones, Alabama	Rose	Jan. 1, 2021	25-30-0	297
4	Tua Tagovailoa, Alabama	Orange	Dec. 29, 2018	24-27-0	318
3	J.J. McCarthy, Michigan	Rose	Jan. 1, 2024	17-27-0	221
3	Stetson Bennett, Georgia	Orange	Dec. 31, 2021	21-31-0	310
3	Trevor Lawrence, Clemson	Cotton	Dec. 29, 2018	27-39-0	327

MOST TOUCHDOWNS WITHOUT AN INT, NATIONAL CHAMPIONSHIP

NO.	NAME, TEAM	GAME	DATE	C-A-I	YDS.
5	Mac Jones, Alabama	Miami	Jan. 11, 2021	36-45-0	464
5	Joe Burrow, LSU	New Orleans	Jan. 13, 2020	31-49-0	463
4	Stetson Bennett, Georgia	Los Angeles	Jan. 9, 2023	18-25-0	304
3	Trevor Lawrence, Clemson	Bay Area	Jan. 7, 2019	20-32-0	347
3	Deshaun Watson, Clemson	Tampa	Jan. 9, 2017	36-56-0	420

PASSING (CONTINUED)

MOST TOUCHDOWNS WITHOUT AN INT, SINGLE-GAME

NO.	NAME, TEAM	GAME	DATE	C-A-I	YDS.
7	Joe Burrow, LSU	Semifinal (Peach)	Dec. 28, 2019	29-39-0	493
5	Mac Jones, Alabama	NCG (Miami)	Jan. 11, 2021	36-45-0	464
5	Joe Burrow, LSU	NCG (New Orleans)	Jan. 13, 2020	31-49-0	463
4	Stetson Bennett, Georgia	NCG (Los Angeles)	Jan. 9, 2023	18-25-0	304
4	C.J. Stroud, Ohio State	Semifinal (Peach)	Dec. 31, 2022	23-34-0	348
4	Mac Jones, Alabama	Semifinal (Rose)	Jan. 1, 2021	25-30-0	297
4	Tua Tagovailoa, Alabama	Semifinal (Orange)	Dec. 29, 2018	24-27-0	318

MOST PASSES HAD INTERCEPTED, SEMIFINALS

NO.	NAME, TEAM	GAME	DATE
3	Blake Sims, Alabama	Sugar	Jan. 1, 2015
2	10 times. Last by: Max Duggan, TCU	Fiesta	Dec. 31, 2022
	J.J. McCarthy, Michigan	Fiesta	Dec. 31, 2022

MOST PASSES HAD INTERCEPTED, NATIONAL CHAMPIONSHIP

NO.	NAME, TEAM	GAME	DATE
2	Michael Penix Jr., Washington	Houston	Jan. 8, 2024
2	Max Duggan, TCU	Los Angeles	Jan. 9, 2023
2	Bryce Young, Alabama	Indianapolis	Jan. 10, 2022
2	Tua Tagovailoa, Alabama	Bay Area	Jan. 7, 2019
2	Jake Fromm, Georgia	Atlanta	Jan. 8, 2018

MOST PASSES HAD INTERCEPTED, SINGLE-GAME

NO.	NAME, TEAM	GAME	DATE
3	Blake Sims, Alabama	Semifinal (Sugar)	Jan. 1, 2015
2	15 times. Last by: M. Penix Jr., Washington	NCG (Houston)	Jan. 8, 2024

MOST PASSES HAD INTERCEPTED, CFP (FOUR-TEAM)

NO.	NAME, TEAM	GAMES	SEASON
4	Max Duggan, TCU (2 in Fiesta, 2 in NCG)	Fiesta & NCG	2022-23
3	Bryce Young, Alabama (1 in Cotton, 2 in NCG)	Cotton & NCG	2021-22
2	Seven times. Last by: Michael Penix Jr., Washington (2 in NCG)	Sugar & NCG	2023-24

MOST PASSING YARDS IN A HALF, SEMIFINALS

NO.	NAME, TEAM	GAME	DATE	C-A-I	TD
403	Joe Burrow, LSU	Peach (1st)	Dec. 28, 2019	21-27-0	7
264	Trevor Lawrence, Clemson	Cotton (1st)	Dec. 29, 2018	19-26-0	3
255	Michael Penix Jr., Washington	Sugar (1st)	Jan. 1, 2024	11-14-0	1
248	Trevor Lawrence, Clemson	Sugar (2nd)	Jan. 1, 2021	21-31-1	2
238	C.J. Stroud, Ohio State	Peach (1st)	Dec. 31, 2022	15-19-0	3

COLLEGE FOOTBALL PLAYOFF

INDIVIDUAL RECORDS

PASSING (CONTINUED)

MOST PASSING YARDS IN A HALF, NATIONAL CHAMPIONSHIP

NO.	NAME, TEAM	GAME	DATE	C-A-I	TD
342	Mac Jones, Alabama	Miami (1st)	Jan. 11, 2021	25-30-0	4
270	Joe Burrow, LSU	New Orleans (1st)	Jan. 13, 2020	16-28-0	3
267	Deshaun Watson, Clemson	Tampa (2nd)	Jan. 9, 2017	23-33-0	3
253	Jake Coker, Alabama	Arizona (2nd)	Jan. 11, 2016	7-12-0	2
243	Deshaun Watson, Clemson	Arizona (2nd)	Jan. 11, 2016	18-29-0	2

MOST PASSING YARDS IN A HALF, SINGLE-GAME

NO.	NAME, TEAM	GAME	DATE	C-A-I	TD
403	Joe Burrow, LSU	Semifinal (Peach) (1st)	Dec. 28, 2019	21-27-0	7
342	Mac Jones, Alabama	NCG (Miami) (1st)	Jan. 11, 2021	25-30-0	4
270	Joe Burrow, LSU	NCG (New Orleans) (1st)	Jan. 13, 2020	16-28-0	3
267	Deshaun Watson, Clemson	NCG (Tampa) (2nd)	Jan. 9, 2017	23-33-0	3
264	Trevor Lawrence, Clemson	Semifinal (Cotton) (1st)	Dec. 29, 2018	19-26-0	3

RECEIVING

MOST RECEPTIONS, SEMIFINALS

NO.	NAME, TEAM	GAME	DATE	YARDS	TD
14	Justin Jefferson, LSU	Peach	Dec. 28, 2019	227	4
9	Curtis Samuel, Ohio State	Fiesta	Dec. 31, 2016	43	
9	Amari Cooper, Alabama	Sugar	Jan. 1, 2015	71	2
8	Seven times. Last by:				
	Emeka Egbuka, Ohio State	Peach	Dec. 31, 2022	112	1

MOST RECEPTIONS, NATIONAL CHAMPIONSHIP

NO.	NAME, TEAM	GAME	DATE	YARDS	TD
12	DeVonta Smith, Alabama	Miami	Jan. 11, 2021	215	3
10	Hunter Renfrow, Clemson	Tampa	Jan. 9, 2017	92	2
9	Ja'Marr Chase, LSU	New Orleans	Jan. 13, 2020	221	2
9	Justin Jefferson, LSU	New Orleans	Jan. 13, 2020	106	
8	Four times. Last by:				
	John Metchie, Alabama	Miami	Jan. 11, 2021	81	
	Chris Olave, Ohio State	Miami	Jan. 11, 2021	69	

MOST RECEPTIONS, SINGLE-GAME

NO.	NAME, TEAM	GAME	DATE	YARDS	TD
14	Justin Jefferson, LSU	Semifinal (Peach)	Dec. 28, 2019	227	4
12	DeVonta Smith, Alabama	NCG (Miami)	Jan. 11, 2021	215	3
10	Hunter Renfrow, Clemson	NCG (Tampa)	Jan. 9, 2017	92	2
9	Ja'Marr Chase, LSU	NCG (New Orleans)	Jan. 13, 2020	221	2
9	Justin Jefferson, LSU	NCG (New Orleans)	Jan. 13, 2020	106	
9	Curtis Samuel, Ohio State	Semifinal (Fiesta)	Dec. 31, 2016	43	
9	Amari Cooper, Alabama	Semifinal (Sugar)	Jan. 1, 2015	71	2

RECEIVING (CONTINUED)

MOST RECEPTIONS, CFP (FOUR-TEAM)

NO.	NAME, TEAM	GAMES	SEASON	YARDS	TD
23	Justin Jefferson, LSU	Peach & NCG	2019-20	333	4
19	DeVonta Smith, Alabama	Rose & NCG	2020-21	345	6
15	Hunter Renfrow, Clemson	Fiesta & NCG	2016-17	142	2
14	Chris Olave, Ohio State	Sugar & NCG	2020-21	201	2
14	Calvin Ridley, Alabama	Cotton & NCG	2015-16	152	2

MOST YARDS RECEIVING, SEMIFINALS

NO.	NAME, TEAM	GAME	DATE	REC.	TD
227	Justin Jefferson, LSU	Peach	Dec. 28, 2019	14	4
165	Darren Carrington, Oregon	Rose	Jan. 1, 2015	7	2
163	Qunetin Johnston, TCU	Fiesta	Dec. 31, 2022	6	1
148	Justyn Ross, Clemson	Cotton	Dec. 29, 2018	6	2
139	Cornell Powell, Clemson	Sugar	Jan. 1, 2021	8	2
138	Calvin Ridley, Alabama	Cotton	Dec. 31, 2015	8	2

MOST YARDS RECEIVING, NATIONAL CHAMPIONSHIP

NO.	NAME, TEAM	GAME	DATE	REC.	TD
221	Ja'Marr Chase, LSU	New Orleans	Jan. 13, 2020	9	2
215	DeVonta Smith, Alabama	Miami	Jan. 11, 2021	12	3
208	O.J. Howard, Alabama	Arizona	Jan. 11, 2016	5	2
169	Byron Marshall, Oregon	North Texas	Jan. 12, 2015	8	1
153	Justyn Ross, Clemson	Bay Area	Jan. 7, 2019	6	1

MOST YARDS RECEIVING, SINGLE-GAME

NO.	NAME, TEAM	GAME	DATE	REC.	TD
227	Justin Jefferson, LSU	Semifinal (Peach)	Dec. 28, 2019	14	4
221	Ja'Marr Chase, LSU	NCG (New Orleans)	Jan. 13, 2020	9	2
215	DeVonta Smith, Alabama	NCG (Miami)	Jan. 11, 2021	12	3
208	O.J. Howard, Alabama	NCG (Arizona)	Jan. 11, 2016	5	2
169	Byron Marshall, Oregon	NCG (North Texas)	Jan. 12, 2015	8	1

MOST YARDS RECEIVING, CFP (FOUR-TEAM)

NO.	NAME, TEAM	GAMES	SEASON	REC.	TD
345	DeVonta Smith, Alabama	Rose & NCG	2020-21	19	6
333	Justin Jefferson, LSU	Peach & NCG	2019-20	23	4
301	Justyn Ross, Clemson	Cotton & NCG	2018-19	12	3
282	Ja'Marr Chase, LSU	Peach & NCG	2019-20	11	2
267	O.J. Howard, Alabama	Cotton & NCG	2015-16	8	2

MOST YARDS PER CATCH, SEMIFINALS (MIN. 4)

NO.	NAME, TEAM	GAME	DATE	REC.	YDS.
29.5	CeeDee Lamb, Oklahoma	Peach	Dec. 28, 2019	4	119
27.2	Quentin Johnston, TCU	Fiesta	Dec. 31, 2022	6	163
24.8	Thaddeus Moss, LSU	Peach	Dec. 28, 2019	4	99
24.7	Justyn Ross, Clemson	Cotton	Dec. 29, 2018	6	148
24.4	Ja'Lynn Polk, Washington	Sugar	Jan. 1, 2024	5	122
23.6	Darren Carrington, Oregon	Rose	Jan. 1, 2015	7	165

COLLEGE FOOTBALL PLAYOFF

INDIVIDUAL RECORDS

RECEIVING (CONTINUED)

MOST YARDS PER CATCH, NATIONAL CHAMPIONSHIP (MIN. 4)

NO.	NAME, TEAM	GAME	DATE	REC.	YDS.
41.6	O.J. Howard, Alabama	Arizona	Jan. 11, 2016	5	208
27.8	Jerry Jeudy, Alabama	Bay Area	Jan. 7, 2019	5	139
26.5	O.J. Howard, Alabama	Tampa	Jan. 9, 2017	4	106
25.5	Justyn Ross, Clemson	Bay Area	Jan. 7, 2019	6	153
24.6	Ja'Marr Chase, LSU	New Orleans	Jan. 13, 2020	9	222

MOST YARDS PER CATCH, SINGLE GAME (MIN. 4)

NO.	NAME, TEAM	GAME	DATE	REC.	YDS.
41.6	O.J. Howard, Alabama	NCG (Arizona)	Jan. 11, 2016	5	208
29.5	CeeDee Lamb, Oklahoma	Semifinal (Peach)	Dec. 28, 2019	4	119
27.8	Jerry Jeudy, Alabama	NCG (Bay Area)	Jan. 7, 2019	5	139
27.2	Quentin Johnston, TCU	Semifinal (Fiesta)	Dec. 31, 2022	6	163
26.5	O.J. Howard, Alabama	NCG (Tampa)	Jan. 9, 2017	4	106

MOST RECEIVING YARDS IN A HALF, SEMIFINALS

NO.	NAME, TEAM	GAME	DATE	REC.	TD
186	Justin Jefferson, LSU	Peach (1st)	Dec. 28, 2019	9	4
137	Justyn Ross, Clemson	Cotton (1st)	Dec. 29, 2018	5	2
135	Ronnie Bell, Michigan	Fiesta (2nd)	Dec. 31, 2022	6	1
127	Quentin Johnston, TCU	Fiesta (2nd)	Dec. 31, 2022	4	1
126	Darren Carrington, Oregon	Rose (2nd)	Jan. 1, 2015	4	2

MOST RECEIVING YARDS IN A HALF, NATIONAL CHAMPIONSHIP

NO.	NAME, TEAM	GAME	DATE	REC.	TD
215	DeVonta Smith, Alabama	Miami (1st)	Jan. 11, 2021	12	3
183	O.J. Howard, Alabama	Arizona (2nd)	Jan. 11, 2016	4	2
162	Ja'Marr Chase, LSU	New Orleans (1st)	Jan. 13, 2020	6	2
129	Justyn Ross, Clemson	Bay Area (2nd)	Jan. 7, 2019	4	1
106	O.J. Howard, Alabama	Tampa (2nd)	Jan. 9, 2017	4	1

MOST RECEIVING YARDS IN A HALF, SINGLE-GAME

NO.	NAME, TEAM	GAME	DATE	REC.	TD
215	DeVonta Smith, Alabama	NCG (Miami) (1st)	Jan. 11, 2021	12	3
186	Justin Jefferson, LSU	Semifinal (Peach) (1st)	Dec. 28, 2019	9	4
183	O.J. Howard, Alabama	NCG (Arizona) (2nd)	Jan. 11, 2016	4	2
162	Ja'Marr Chase, LSU	NCG (New Orleans) (1st)	Jan. 13, 2020	6	2
137	Justyn Ross, Clemson	Semifinal (Cotton) (1st)	Dec. 29, 2018	5	2

RECEIVING (CONTINUED)

LONGEST RECEPTION, SEMIFINALS

NO.	NAME, TEAM	GAME	DATE
77	Ja'Lynn Polk, Washington	Sugar	Jan. 1, 2024
76	Quentin Johnston, TCU	Fiesta	Dec. 31, 2022 (TD)
62	Thaddeus Moss, LSU	Peach	Dec. 28, 2019 (TD)
57	Jermaine Burton, Georgia	Orange	Dec. 31, 2021 (TD)
56	Chris Olave, Ohio State	Sugar	Jan. 1, 2021 (TD)
56	Darren Carrington, Oregon	Rose	Jan. 1, 2015 (TD)

LONGEST RECEPTION, NATIONAL CHAMPIONSHIP

NO.	NAME, TEAM	GAME	DATE
80	Mecole Hardman, Georgia	Atlanta	Jan. 8, 2018 (TD)
74	Justyn Ross, Clemson	Bay Area	Jan. 7, 2019 (TD)
70	Byron Marshall, Oregon	North Texas	Jan. 12, 2015 (TD)
68	O.J. Howard, Alabama	Tampa	Jan. 9, 2017 (TD)
63	O.J. Howard, Alabama	Arizona	Jan. 11, 2016

LONGEST RECEPTION, SINGLE-GAME

NO.	NAME, TEAM	GAME	DATE
80	Mecole Hardman, Georgia	NCG (Atlanta)	Jan. 8, 2018 (TD)
77	Ja'Lynn Polk, Washington	Semifinal (Sugar)	Jan. 1, 2024
76	Quentin Johnston, TCU	Semifinal (Fiesta)	Dec. 31, 2022 (TD)
74	Justyn Ross, Clemson	NCG (Bay Area)	Jan. 7, 2019 (TD)
70	Byron Marshall, Oregon	NCG (North Texas)	Jan. 12, 2015 (TD)

TANDEM OFFENSE

MOST TANDEM PLAYS, SEMIFINALS

NO.	NAME, TEAM	GAME	DATE	RUSH	REC.
35	Trey Sermon, Ohio State	Sugar	Jan. 1, 2021	31	4
27	R. Anderson, Oklahoma	Rose	Jan. 1, 2018	26	1
24	Dillon Johnson, Washington	Sugar	Jan. 1, 2024	21	3
24	Donovan Edwards, Michigan	Fiesta	Dec. 31, 2022	23	1
24	J.K. Dobbins, Ohio State	Fiesta	Dec. 28, 2019	18	6
24	Kyren Williams, Notre Dame	Rose	Jan. 1, 2021	16	8

MOST TANDEM PLAYS, NATIONAL CHAMPIONSHIP

NO.	NAME, TEAM	GAME	DATE	RUSH	REC.
37	Ezekiel Elliott, Ohio State	North Texas	Jan. 12, 2015	36	1
29	Najee Harris, Alabama	Miami	Jan. 11, 2021	22	7
26	Brian Robinson Jr., Alabama	Indianapolis	Jan. 10, 2022	22	4
21	Clyde Edwards-Helaire, LSU	New Orleans	Jan. 13, 2020	16	5
21	Wayne Gallman, Clemson	Tampa	Jan. 9, 2017	18	3

MOST TANDEM PLAYS, SINGLE-GAME

NO.	NAME, TEAM	GAME	DATE	RUSH	REC.
37	Ezekiel Elliott, Ohio State	NCG (North Texas)	Jan. 12, 2015	36	1
35	Trey Sermon, Ohio State	Semifinal (Sugar)	Jan. 1, 2021	31	4
29	Najee Harris, Alabama	NCG (Miami)	Jan. 11, 2021	22	7
27	Rodney Anderson, Oklahoma	Semifinal (Rose)	Jan. 1, 2018	26	1
26	B. Robinson Jr., Alabama	NCG (Indianapolis)	Jan. 10, 2022	22	4

COLLEGE FOOTBALL PLAYOFF

INDIVIDUAL RECORDS

TANDEM OFFENSE (CONTINUED)

MOST TANDEM PLAYS, CFP (FOUR-TEAM)

NO.	NAME, TEAM	GAMES	SEASON	RUSH	REC.
58	Ezekiel Elliott, Ohio State	Sugar & NCG	2014-15	56	2
57	Derrick Henry, Alabama	Cotton & NCG	2015-16	56	1
52	Brian Robinson Jr., Alabama	Cotton & NCG	2021-22	48	4
48	Najee Harris, Alabama	Rose & NCG	2020-21	37	11
43	Wayne Gallman, Clemson	Orange & NCG	2015-16	40	3

MOST TANDEM YARDS, SEMIFINALS

NO.	NAME, TEAM	GAME	DATE	RUSH	REC.
254	Trey Sermon, Ohio State	Sugar	Jan. 1, 2021	193	61
243	Ezekiel Elliott, Ohio State	Sugar	Jan. 1, 2015	230	13
222	Sony Michel, Georgia	Rose	Jan. 1, 2018	181	41
221	J.K. Dobbins, Ohio State	Fiesta	Dec. 28, 2019	174	47
199	R. Anderson, Oklahoma	Rose	Jan. 1, 2018	201	-2

MOST TANDEM YARDS, NATIONAL CHAMPIONSHIP

NO.	NAME, TEAM	GAME	DATE	RUSH	REC.
245	Ezekiel Elliott, Ohio State	North Texas	Jan. 12, 2015	246	-1
178	Byron Marshall, Oregon	North Texas	Jan. 12, 2015	9	169
167	Brock Bowers, Georgia	Los Angeles	Jan. 9, 2023	15	152
164	Clyde Edwards-Helaire, LSU	New Orleans	Jan. 13, 2020	110	54
158	Najee Harris, Alabama	Miami	Jan. 11, 2021	79	79

MOST TANDEM YARDS, SINGLE-GAME

NO.	NAME, TEAM	GAME	DATE	RUSH	REC.
254	Trey Sermon, Ohio State	Semifinal (Sugar)	Jan. 1, 2021	193	61
245	Ezekiel Elliott, Ohio State	NCG (North Texas)	Jan. 12, 2015	246	-1
243	Ezekiel Elliott, Ohio State	Semifinal (Sugar)	Jan. 1, 2015	230	13
222	Sony Michel, Georgia	Semifinal (Rose)	Jan. 1, 2018	181	41
221	J.K. Dobbins, Ohio State	Semifinal (Fiesta)	Dec. 28, 2019	174	47

MOST TANDEM YARDS, CFP (FOUR-TEAM)

NO.	NAME, TEAM	GAMES	SEASON	RUSH	REC.
488	Ezekiel Elliott, Ohio State	Sugar & NCG	2014-15	476	12
340	DeVonta Smith, Alabama	Rose & NCG	2020-21	-5	345
320	Sony Michel, Georgia	Rose & NCG	2017-18	279	41
313	Najee Harris, Alabama	Rose & NCG	2020-21	204	109
300	Brian Robinson Jr., Alabama	Cotton & NCG	2021-22	272	28

SCORING

MOST POINTS SCORED, SEMIFINALS

NO.	NAME, TEAM	GAME	DATE	SCORING
24	Justin Jefferson, LSU	Peach	Dec. 28, 2019	4 rec. TD
24	Sony Michel, Georgia	Rose	Jan. 1, 2018	3 rush TD, 1 rec. TD
18	DeVonta Smith, Alabama	Rose	Jan. 1, 2021	3 rec. TD
18	Travis Etienne, Clemson	Fiesta	Dec. 28, 2019	1 rush TD, 2 rec. TD
12	21 times. Last by: Max Duggan, TCU	Fiesta	Dec. 31, 2022	2 rush TD
	M. Harrison, Jr., Ohio State	Peach	Dec. 31, 2022	2 rec. TD

SCORING (CONTINUED)

MOST POINTS SCORED, NATIONAL CHAMPIONSHIP

NO.	NAME, TEAM	GAME	DATE	SCORING
24	Ezekiel Elliott, Ohio State	North Texas	Jan. 12, 2015	4 rush TD
18	Four times. Last by: Najee Harris, Alabama	Miami	Jan. 11, 2021	2 rush TD, 1 rec. TD
	DeVonta Smith, Alabama	Miami	Jan. 11, 2021	3 rec. TD

MOST POINTS SCORED, SINGLE-GAME

NO.	NAME, TEAM	GAME	DATE	SCORING
24	Justin Jefferson, LSU	Semifinal (Peach)	Dec. 28, 2019	4 rec. TD
24	Sony Michel, Georgia	Semifinal (Rose)	Jan. 1, 2018	3 rush TD, 1 rec. TD
24	Ezekiel Elliott, Ohio State	NCG (North Texas)	Jan. 12, 2015	4 rush TD
18	Six times. Last by: Najee Harris, Alabama	NCG (Miami)	Jan. 11, 2021	2 rush TD, 1 rec. TD
	DeVonta Smith, Alabama	NCG (Miami)	Jan. 11, 2021	3 rec. TD

MOST POINTS SCORED, CFP (FOUR-GAME)

NO.	NAME, TEAM	GAMES	SEASON	SCORING
36	DeVonta Smith, Alabama	Rose & NCG	2020-21	6 rec. TD
36	Ezekiel Elliott, Ohio State	Sugar & NCG	2014-15	6 rush TD
30	Derrick Henry, Alabama	Cotton & NCG	2015-16	5 rush TD
24	Blake Corum, Michigan	Rose & NCG	2023-24	3 rush TD, 1 rec. TD
24	Justin Jefferson, LSU	Peach & NCG	2019-20	4 rec. TD
24	Bo Scarbrough, Alabama	Peach & NCG	2016-17	4 rush TD

MOST POINTS RUSHING, SEMIFINALS

NO.	NAME, TEAM	GAME	DATE	RUSH TD
18	Sony Michel, Georgia	Rose	Jan. 1, 2018	3
12	13 times. Last by: Dillon Johnson, Washington	Sugar	Jan. 1, 2024	2
	Jase McClellin, Alabama	Rose	Jan. 1, 2024	2

MOST POINTS RUSHING, NATIONAL CHAMPIONSHIP

NO.	NAME, TEAM	GAME	DATE	RUSH TD
24	Ezekiel Elliott, Ohio State	North Texas	Jan. 12, 2015	4
18	Derrick Henry, Alabama	Arizona	Jan. 11, 2016	3
12	Eight times. Last by: Blake Corum, Michigan	Houston	Jan. 8, 2024	2
	D. Edwards, Michigan	Houston	Jan. 8, 2024	2

MOST POINTS RUSHING, SINGLE-GAME

NO.	NAME, TEAM	GAME	DATE	RUSH TD
24	Ezekiel Elliott, Ohio State	NCG (North Texas)	Jan. 12, 2015	4
18	Sony Michel, Georgia	Semifinal (Rose)	Jan. 1, 2018	3
18	Derrick Henry, Alabama	NCG (Arizona)	Jan. 11, 2016	3
12	21 times. Last by: Blake Corum, Michigan	NCG (Houston)	Jan. 8, 2024	2
	D. Edwards, Michigan	NCG (Houston)	Jan. 8, 2024	2

COLLEGE FOOTBALL PLAYOFF

INDIVIDUAL RECORDS

SCORING (CONTINUED)

MOST POINTS RUSHING, CFP (FOUR-GAME)

NO.	NAME, TEAM	GAMES	SEASON	RUSH TD
36	Ezekiel Elliott, Ohio State	Sugar & NCG	2014-15	6
30	Derrick Henry, Alabama	Cotton & NCG	2015-16	5
24	Bo Scarbrough, Alabama	Peach & NCG	2016-17	4
18	Seven times. Last by: D. Edwards, Michigan	Rose & NCG	2023-24	3

MOST POINTS RECEIVING, SEMIFINALS

NO.	NAME, TEAM	GAME	DATE	REC TD
24	Justin Jefferson, LSU	Peach	Dec. 28, 2019	4
18	DeVonta Smith, Alabama	Rose	Jan. 1, 2021	3
12	10 times. Last by: M. Harrison Jr., Ohio State	Peach	Dec. 31, 2022	2

MOST POINTS RECEIVING, NATIONAL CHAMPIONSHIP

NO.	NAME, TEAM	GAME	DATE	REC TD
18	DeVonta Smith, Alabama	Miami	Jan. 11, 2021	3
12	Six times. Last by: Ladd McConkey, Georgia	Los Angeles	Jan. 9, 2023	2

MOST POINTS RECEIVING, SINGLE-GAME

NO.	NAME, TEAM	GAME	DATE	REC TD
24	Justin Jefferson, LSU	Semifinal (Peach)	Dec. 28, 2019	4
18	DeVonta Smith, Alabama	NCG (Miami)	Jan. 11, 2021	3
18	DeVonta Smith, Alabama	Semifinal (Rose)	Jan. 1, 2021	3
12	16 times. Last by: Ladd McConkey, Georgia	NCG (Los Angeles)	Jan. 9, 2023	

MOST POINTS RECEIVING, CFP (FOUR-GAME)

NO.	NAME, TEAM	GAMES	SEASON	REC TD
36	DeVonta Smith, Alabama	Rose & NCG	2020-21	6
24	Justin Jefferson, LSU	Peach & NCG	2019-20	4
18	Four times. Last by: Terrace Marshall, LSU	Peach & NCG	2019-20	3
18	Thaddeus Moss, LSU	Peach & NCG	2019-20	3

MOST POINTS RESPONSIBLE FOR, SEMIFINALS

NO.	NAME, TEAM	GAME	DATE	SCORING
48	Joe Burrow, LSU	Peach	Dec. 28, 2019	7 pass TD, 1 rush TD
36	Justin Fields, Ohio State	Sugar	Jan. 1, 2021	6 pass TD
26	Stetson Bennett, Georgia	Peach	Dec. 31, 2022	3 pass TD, 1 rush TD, 12-PT conv.
24	Five times. Last by: Max Duggan, TCU	Fiesta	Dec. 31, 2022	2 pass TD, 2 rush TD

MOST POINTS RESPONSIBLE FOR, NATIONAL CHAMPIONSHIP

NO.	NAME, TEAM	GAME	DATE	SCORING
36	Stetson Bennett, Georgia	Los Angeles	Jan. 9, 2023	4 pass TD, 2 rush TD
36	Joe Burrow, LSU	New Orleans	Jan. 13, 2020	5 pass TD, 1 rush TD
30	Mac Jones, Alabama	Miami	Jan. 11, 2021	5 pass TD
24	Deshaun Watson, Clemson	Tampa	Jan. 9, 2017	3 pass TD, 1 rush TD
24	Deshaun Watson, Clemson	Arizona	Jan. 11, 2016	4 pass TD
24	Ezekiel Elliott, Ohio State	North Texas	Jan. 12, 2015	4 rush TD

SCORING (CONTINUED)

MOST POINTS RESPONSIBLE FOR, SINGLE-GAME

NO.	NAME, TEAM	GAME	DATE	SCORING
48	Joe Burrow, LSU	Semifinal (Peach)	Dec. 28, 2019	7 pass TD, 1 rush TD
36	Stetson Bennett, Georgia	NCG (Los Angeles)	Jan. 9, 2023	4 pass TD, 2 rush TD
36	Justin Fields, Ohio State	Semifinal (Sugar)	Jan. 1, 2021	6 pass TD
36	Joe Burrow, LSU	NCG (New Orleans)	Jan. 13, 2020	5 pass TD, 1 rush TD
26	Stetson Bennett, Georgia	Semifinal (Peach)	Dec. 31, 2022	3 pass TD, 1 rush TD, 12-PT conv.

MOST POINTS RESPONSIBLE FOR, CFP (FOUR-GAME)

NO.	NAME, TEAM	GAMES	SEASON	SCORING
84	Joe Burrow, LSU	Peach & NCG	2019-20	12 pass TD, 2 rush TD
62	Stetson Bennett, Georgia	Peach & NCG	2022-23	7 pass TD, 3 rush TD, 12-PT conv.
54	Mac Jones, Alabama	Rose & NCG	2020-21	9 pass TD
42	Justin Fields, Ohio State	Sugar & NCG	2020-21	7 pass TD
42	Deshaun Watson, Clemson	Fiesta & NCG	201-17	4 pass TD, 3 rush TD

MOST TOUCHDOWNS, SEMIFINALS

NO.	NAME, TEAM	GAME	DATE	TD
4	Justin Jefferson, LSU	Peach	Dec. 28, 2019	4 rec.
4	Sony Michel, Georgia	Rose	Jan. 1, 2018	3 rush, 1 rec.
3	DeVonta Smith, Alabama	Rose	Jan. 1, 2021	3 rec.
3	Travis Etienne, Clemson	Fiesta	Dec. 28, 2019	1 rush, 2 rec.
2	21 times. Last by: Dillon Johnson, Washington	Sugar	Jan. 1, 2024	2 rush
	Jase McClellan, Alabama	Rose	Jan. 1, 2024	2 rush
	Blake Corum, Michigan	Rose	Jan. 1, 2024	1 rush, 1 rec.

MOST TOUCHDOWNS, NATIONAL CHAMPIONSHIP

NO.	NAME, TEAM	GAME	DATE	TD
4	Ezekiel Elliott, Ohio State	North Texas	Jan. 12, 2015	4 rush
3	Najee Harris, Alabama	Miami	Jan. 11, 2021	2 rush, 1 rec.
3	DeVonta Smith, Alabama	Miami	Jan. 11, 2021	3 rec.
3	Travis Etienne, Clemson	Bay Area	Jan. 7, 2019	2 rush, 1 rec.
3	Derrick Henry, Alabama	Arizona	Jan. 11, 2016	3 rush

COLLEGE FOOTBALL PLAYOFF

INDIVIDUAL RECORDS

SCORING (CONTINUED)

MOST TOUCHDOWNS, SINGLE-GAME

NO.	NAME, TEAM	GAME	DATE	TD
4	Justin Jefferson, LSU	Semifinal (Peach)	Dec. 28, 2019	4 rec.
4	Sony Michel, Georgia	Semifinal (Rose)	Jan. 1, 2018	3 rush, 1 rec.
4	Ezekiel Elliott, Ohio State	NCG (North Texas)	Jan. 12, 2015	4 rush
3	Najee Harris, Alabama	NCG (Miami)	Jan. 11, 2021	2 rush, 1 rec.
3	DeVonta Smith, Alabama	NCG (Miami)	Jan. 11, 2021	3 rec.
3	DeVonta Smith, Alabama	Semifinal (Rose)	Jan. 1, 2021	3 rec.
3	Travis Etienne, Clemson	NCG (Bay Area)	Jan. 7, 2019	2 rush, 1 rec.
3	Derrick Henry, Alabama	NCG (Arizona)	Jan. 11, 2016	3 rush

MOST TOUCHDOWNS, CFP (FOUR-GAME)

NO.	NAME, TEAM	GAMES	SEASON	TD
6	DeVonta Smith, Alabama	Rose & NCG	2020-21	6 rec.
6	Ezekiel Elliott, Ohio State	Sugar & NCG	2014-15	6 rush
5	Derrick Henry, Alabama	Cotton & NCG	2015-16	5 rush
4	Blake Corum, Michigan	Rose & NCG	2023-24	3 rush, 1 rec.
4	Bo Scarbrough, Alabama	Peach & NCG	2016-17	4 rush
4	Justin Jefferson, LSU	Peach & NCG	2019-20	4 rec.

MOST TOUCHDOWNS RUSHING, SEMIFINALS

NO.	NAME, TEAM	GAME	DATE
3	Sony Michel, Georgia	Rose	Jan. 1, 2018
2	13 times. Last by:		
	Dillon Johnson, Washington	Sugar	Jan. 1, 2024
	Jase McClellan, Alabama	Rose	Jan. 1, 2024

MOST TOUCHDOWNS RUSHING, NATIONAL CHAMPIONSHIP

NO.	NAME, TEAM	GAME	DATE
4	Ezekiel Elliott, Ohio State	North Texas	Jan. 12, 2015
3	Derrick Henry, Alabama	Arizona	Jan. 11, 2016
2	Eight times. Last by:		
	Blake Corum, Michigan	Houston	Jan. 8, 2024
	D. Edwards, Michigan	Houston	Jan. 8, 2024

MOST TOUCHDOWNS RUSHING, SINGLE-GAME

NO.	NAME, TEAM	GAME	DATE
4	Ezekiel Elliott, Ohio State	NCG (North Texas)	Jan. 12, 2015
3	Sony Michel, Georgia	Semifinal (Rose)	Jan. 1, 2018
3	Derrick Henry, Alabama	NCG (Arizona)	Jan. 11, 2016
2	21 times. Last by:		
	Blake Corum, Michigan	NCG (Houston)	Jan. 8, 2024
	D. Edwards, Michigan	NCG (Houston)	Jan. 8, 2024

MOST TOUCHDOWNS RUSHING, CFP (FOUR-GAME)

NO.	NAME, TEAM	GAMES	SEASON
6	Ezekiel Elliott, Ohio State	Sugar & NCG	2014-15
5	Derrick Henry, Alabama	Cotton & NCG	2015-16
4	Bo Scarbrough, Alabama	Peach & NCG	2016-17
3	Seven times. Last by:		
	Blake Corum, Michigan	Rose & NCG	2023-24

SCORING (CONTINUED)

LONGEST RUSHING TOUCHDOWN, SEMIFINALS

NO.	NAME, TEAM	GAME	DATE
85	Ezekiel Elliott, Ohio State	Sugar	Jan. 1, 2015
75	Sony Michel, Georgia	Rose	Jan. 1, 2018
68	J.K. Dobbins, Ohio State	Fiesta	Dec. 28, 2019
68	Bo Scarbrough, Alabama	Peach	Dec. 31, 2016
67	Trevor Lawrence, Clemson	Fiesta	Dec. 28, 2019

LONGEST RUSHING TOUCHDOWN, NATIONAL CHAMPIONSHIP

NO.	NAME, TEAM	GAME	DATE
50	Derrick Henry, Alabama	Arizona	Jan. 11, 2016
46	D. Edwards, Michigan	Houston	Jan. 8, 2024
41	D. Edwards, Michigan	Houston	Jan. 8, 2024
37	Bo Scarbrough, Alabama	Tampa	Jan. 9, 2017
36	Tee Higgins, Clemson	New Orleans	Jan. 13, 2020

LONGEST RUSHING TOUCHDOWN, SINGLE-GAME

NO.	NAME, TEAM	GAME	DATE
85	Ezekiel Elliott, Ohio State	Semifinal (Sugar)	Jan. 1, 2015
75	Sony Michel, Georgia	Semifinal (Rose)	Jan. 1, 2018
68	J.K. Dobbins, Ohio State	Semifinal (Fiesta)	Dec. 28, 2019
68	Bo Scarbrough, Alabama	Semifinal (Peach)	Dec. 31, 2016
67	Trevor Lawrence, Clemson	Semifinal (Fiesta)	Dec. 28, 2019

MOST TOUCHDOWNS RECEIVING, SEMIFINALS

NO.	NAME, TEAM	GAME	DATE
4	Justin Jefferson, LSU	Peach	Dec. 28, 2019
3	DeVonta Smith, Alabama	Rose	Jan. 1, 2021
2	10 times. Last by:		
	M. Harrison Jr., Ohio State	Peach	Dec. 31, 2022

MOST TOUCHDOWNS RECEIVING, NATIONAL CHAMPIONSHIP

NO.	NAME, TEAM	GAME	DATE
3	DeVonta Smith, Alabama	Miami	Jan. 11, 2021
2	Ladd McConkey, Georgia	Los Angeles	Jan. 9, 2023
2	Ja'Marr Chase, LSU	New Orleans	Jan. 13, 2020
2	Thaddeus Moss, LSU	New Orleans	Jan. 13, 2020
2	Hunter Renfrow, Clemson	Tampa	Jan. 9, 2017
2	O.J. Howard, Alabama	Arizona	Jan. 11, 2016
2	Hunter Renfrow, Clemson	Arizona	Jan. 11, 2016

MOST TOUCHDOWNS RECEIVING, SINGLE-GAME

NO.	NAME, TEAM	GAME	DATE
4	Justin Jefferson, LSU	Semifinal (Peach)	Dec. 28, 2019
3	DeVonta Smith, Alabama	NCG (Miami)	Jan. 11, 2021
3	DeVonta Smith, Alabama	Semifinal (Rose)	Jan. 1, 2021
2	16 times. Last by:		
	Ladd McConkey, Georgia	NCG (Los Angeles)	Jan. 9, 2023

COLLEGE FOOTBALL PLAYOFF

INDIVIDUAL RECORDS

SCORING (CONTINUED)

MOST TOUCHDOWNS RECEIVING, CFP (FOUR-GAME)

NO.	NAME, TEAM	GAMES	SEASON
6	DeVonta Smith, Alabama	Rose & NCG	2020-21
4	Justin Jefferson, LSU	Peach & NCG	2019-20
3	Terrace Marshall, LSU	Peach & NCG	2019-20
3	Thaddeus Moss, LSU	Peach & NCG	2019-20
3	Justyn Ross, Clemson	Cotton & NCG	2018-19
3	Hunter Renfrow, Clemson	Orange & NCG	2015-16

LONGEST RECEIVING TOUCHDOWN, SEMIFINALS

NO.	NAME, TEAM	GAME	DATE
76	Arian Smith, Georgia	Peach	Dec. 31, 2022
76	Quentin Johnston, TCU	Fiesta	Dec. 31, 2022
62	Thaddeus Moss, LSU	Peach	Dec. 28, 2019
57	Jermaine Burton, Georgia	Orange	Dec. 31, 2021
56	Chris Olave, Ohio State	Sugar	Jan. 1, 2021
56	Darren Carrington, Oregon	Rose	Jan. 1, 2015

LONGEST RECEIVING TOUCHDOWN, NATIONAL CHAMPIONSHIP

NO.	NAME, TEAM	GAME	DATE
80	Mecole Hardman, Georgia	Atlanta	Jan. 8, 2018
74	Justyn Ross, Clemson	Bay Area	Jan. 7, 2019
70	Byron Marshall, Oregon	North Texas	Jan. 12, 2015
68	O.J. Howard, Alabama	Tampa	Jan. 9, 2017
62	Jerry Jeudy, Alabama	Bay Area	Jan. 7, 2019

LONGEST RECEIVING TOUCHDOWN, SINGLE-GAME

NO.	NAME, TEAM	GAME	DATE
80	Mecole Hardman, Georgia	NCG (Atlanta)	Jan. 8, 2018
76	Arian Smith, Georgia	Semifinal (Peach)	Dec. 31, 2022
76	Quentin Johnston, TCU	Semifinal (Fiesta)	Dec. 31, 2022
74	Justyn Ross, Clemson	NCG (Bay Area)	Jan. 7, 2019
70	Byron Marshall, Oregon	NCG (North Texas)	Jan. 12, 2015

MOST TOUCHDOWNS PASSING, SEMIFINALS

NO.	NAME, TEAM	GAME	DATE
7	Joe Burrow, LSU	Peach	Dec. 28, 2019
6	Justin Fields, Ohio State	Sugar	Jan. 1, 2021
4	C.J. Stroud, Ohio State	Peach	Dec. 31, 2022
4	Mac Jones, Alabama	Rose	Jan. 1, 2021
4	Tua Tagovailoa, Alabama	Orange	Dec. 29, 2018

MOST TOUCHDOWNS PASSING, NATIONAL CHAMPIONSHIP

NO.	NAME, TEAM	GAME	DATE
5	Mac Jones, Alabama	Miami	Jan. 11, 2021
5	Joe Burrow, LSU	New Orleans	Jan. 13, 2020
4	Stetson Bennett, Georgia	Los Angeles	Jan. 9, 2023
4	Deshaun Watson, Clemson	Arizona	Jan. 11, 2016
3	Trevor Lawrence, Clemson	Bay Area	Jan. 7, 2019
3	Tua Tagovailoa, Alabama	Atlanta	Jan. 8, 2018
3	Deshaun Watson, Clemson	Tampa	Jan. 9, 2017

SCORING (CONTINUED)

MOST TOUCHDOWNS PASSING, SINGLE-GAME

NO.	NAME, TEAM	GAME	DATE
7	Joe Burrow, LSU	Semifinal (Peach)	Dec. 28, 2019
6	Justin Fields, Ohio State	Semifinal (Sugar)	Jan. 1, 2021
5	Mac Jones, Alabama	NCG (Miami)	Jan. 11, 2021
5	Joe Burrow, LSU	NCG (New Orleans)	Jan. 13, 2020
4	Stetson Bennett, Georgia	NCG (Los Angeles)	Jan. 9, 2023
4	C.J. Stroud, Ohio State	Semifinal (Peach)	Dec. 31, 2022
4	Mac Jones, Alabama	Semifinal (Rose)	Jan. 1, 2021
4	Tua Tagovailoa, Alabama	Semifinal (Orange)	Dec. 29, 2018
4	Deshaun Watson, Clemson	NCG (Arizona)	Jan. 11, 2016

MOST TOUCHDOWNS PASSING, CFP (FOUR-GAME)

NO.	NAME, TEAM	GAMES	SEASON
12	Joe Burrow, LSU, Peach & NCG, 2019 season		
9	Mac Jones, Alabama, Rose & NCG, 2020 season		
7	Stetson Bennett, Georgia, Peach & NCG, 2022 season		
7	Justin Fields, Ohio State, Sugar & NCG, 2020 season		
6	Trevor Lawrence, Clemson, Cotton & NCG, 2018 season		
6	Tua Tagovailoa, Alabama, Orange & NCG, 2018 season		

LONGEST PASSING TOUCHDOWN, SEMIFINALS

NO.	NAME, TEAM	GAME	DATE
76	Stetson Bennett, Georgia	Peach	Dec. 31, 2022
76	Max Duggan, TCU	Fiesta	Dec. 31, 2022
62	Joe Burrow, LSU	Peach	Dec. 28, 2019
57	Stetson Bennett, Georgia	Orange	Dec. 31, 2021
56	Justin Fields, Ohio State	Sugar	Jan. 1, 2021
56	Marcus Mariota, Oregon	Rose	Jan. 1, 2015

LONGEST PASSING TOUCHDOWN, NATIONAL CHAMPIONSHIP

NO.	NAME, TEAM	GAME	DATE
80	Jake Fromm, Georgia	Atlanta	Jan. 8, 2018
74	Trevor Lawrence, Clemson	Bay Area	Jan. 7, 2019
70	Marcus Mariota, Oregon	North Texas	Jan. 12, 2015
68	Jalen Hurts, Alabama	Tampa	Jan. 9, 2017
62	Tua Tagovailoa, Alabama	Bay Area	Jan. 7, 2019

LONGEST PASSING TOUCHDOWN, SINGLE-GAME

NO.	NAME, TEAM	GAME	DATE
80	Jake Fromm, Georgia	NCG (Atlanta)	Jan. 8, 2018
76	Stetson Bennett, Georgia	Semifinal (Peach)	Dec. 31, 2022
76	Max Duggan, TCU	Semifinal (Fiesta)	Dec. 31, 2022
74	Trevor Lawrence, Clemson	NCG (Bay Area)	Jan. 7, 2019
70	Marcus Mariota, Oregon	NCG (North Texas)	Jan. 12, 2015

COLLEGE FOOTBALL PLAYOFF

INDIVIDUAL RECORDS

SCORING (CONTINUED)

MOST TOUCHDOWNS RESPONSIBLE FOR, SEMIFINALS

NO.	NAME, TEAM	GAME	DATE	TD
8	Joe Burrow, LSU	Peach	Dec. 28, 2019	7 pass, 1 rush
6	Justin Fields, Ohio State	Sugar	Jan. 1, 2021	6 pass
4	Seven times. Last by: C.J. Stroud, Ohio State	Peach	Dec. 31, 2022	4 pass
	Stetson Bennett, Georgia	Peach	Dec. 31, 2022	3 pass, 1 rush
	Max Duggan, TCU	Fiesta	Dec. 31, 2022	2 pass, 2 rush

MOST TOUCHDOWNS RESPONSIBLE FOR, NATIONAL CHAMPIONSHIP

NO.	NAME, TEAM	GAME	DATE	TD
6	Stetson Bennett, Georgia	Los Angeles	Jan. 9, 2023	4 pass, 2 rush
6	Joe Burrow, LSU	New Orleans	Jan. 13, 2020	5 pass, 1 rush
5	Mac Jones, Alabama	Miami	Jan. 11, 2021	5 pass
4	Deshaun Watson, Clemson	Tampa	Jan. 9, 2017	3 pass, 1 rush
4	Deshaun Watson, Clemson	Arizona	Jan. 11, 2016	4 pass
4	Ezekiel Elliott, Ohio State	North Texas	Jan. 12, 2015	4 rush

MOST TOUCHDOWNS RESPONSIBLE FOR, SINGLE-GAME

NO.	NAME, TEAM	GAME	DATE	TD
8	Joe Burrow, LSU	Semifinal (Peach)	Dec. 28, 2019	7 pass, 1 rush
6	Stetson Bennett, Georgia	NCG (Los Angeles)	Jan. 9, 2023	4 pass, 2 rush
6	Justin Fields, Ohio State	Semifinal (Sugar)	Jan. 1, 2021	6 pass
6	Joe Burrow, LSU	NCG (New Orleans)	Jan. 13, 2020	5 pass, 1 rush
5	Mac Jones, Alabama	NCG (Miami)	Jan. 11, 2021	5 pass

MOST TOUCHDOWNS RESPONSIBLE FOR, CFP (FOUR-GAME)

NO.	NAME, TEAM	GAMES	SEASON	TD
14	Joe Burrow, LSU	Peach & NCG	2019-20	12 pass, 2 rush
10	Stetson Bennett, Georgia	Peach & NCG	2022-23	7 pass, 3 rush
9	Mac Jones, Alabama	Rose & NCG	2020-21	9 pass
7	Justin Fields, Ohio State	Sugar & NCG	2020-21	7 pass
7	Deshaun Watson, Clemson	Fiesta & NCG	2016-17	4 pass, 3 rush

MOST POINTS BY KICKER, SEMIFINALS

NO.	NAME, TEAM	GAME	DATE	PAT	FG
13	Grady Gross, Washington	Sugar	Jan. 1, 2024	4	3
13	Greg Huegel, Clemson	Orange	Dec. 31, 2015	4	3
12	R. Blankenship, Georgia	Rose	Jan. 1, 2018	6	2
12	Austin Seibert, Oklahoma	Rose	Jan. 1, 2018	6	2
11	Noah Ruggles, Ohio State	Peach	Dec. 31, 2022	5	2
11	Jake Moody, Michigan	Fiesta	Dec. 31, 2022	2	3
11	Blake Haubeil, Ohio State	Fiesta	Dec. 28, 2019	2	3

SCORING (CONTINUED)

MOST POINTS BY KICKER, NATIONAL CHAMPIONSHIP

NO.	NAME, TEAM	GAME	DATE	PAT	FG
12	Will Reichard, Alabama	Indianapolis	Jan. 10, 2022	0	4
11	R. Blankenship, Georgia	Atlanta	Jan. 8, 2018	2	3
10	James Turner, Michigan	Houston	Jan. 8, 2024	4	2
10	Will Reichard, Alabama	Miami	Jan. 11, 2021	7	1
10	Greg Huegel, Clemson	Arizona	Jan. 11, 2016	4	2

MOST POINTS BY KICKER, SINGLE-GAME

NO.	NAME, TEAM	GAME	DATE	PAT	FG
13	Grady Gross, Washington	Semifinal (Sugar)	Jan. 1, 2024	4	3
13	Greg Huegel, Clemson	Semifinal (Orange)	Dec. 31, 2015	4	3
12	Will Reichard, Alabama	NCG (Indianapolis)	Jan. 10, 2022	0	4
12	R. Blankenship, Georgia	Semifinal (Rose)	Jan. 1, 2018	6	2
12	Austin Seibert, Oklahoma	Semifinal (Rose)	Jan. 1, 2018	6	2

MOST POINTS BY KICKER, CFP (FOUR-GAME)

NO.	NAME, TEAM	GAMES	SEASON	PAT	FG
23	R. Blankenship, Georgia	Rose & NCG	2017-18	8	5
23	Greg Huegel, Clemson	Orange & NCG	2015-16	8	5
21	Jack Podlesny, Georgia	Peach & NCG	2022-23	12	3
21	Will Reichard, Alabama	Cotton & NCG	2021-22	3	6
20	Grady Gross, Washington	Sugar & NCG	2023-24	5	5

MOST FIELD GOALS, SEMIFINALS

NO.	NAME, TEAM	GAME	DATE	DISTANCE
3	Grady Gross, Washington	Sugar	Jan. 1, 2024	26 yards, 40 yards, 27 yards
3	Jake Moody, Michigan	Fiesta	Dec. 31, 2022	42 yards, 59 yards, 21 yards
3	Blake Haubeil, Ohio State	Fiesta	Dec. 28, 2019	21 yards, 22 yards, 33 yards
3	Greg Huegel, Clemson	Orange	Dec. 31, 2015	26 yards, 36 yards, 43 yards
2	12 times. Last by: Will Reichard, Alabama	Rose	Jan. 1, 2024	50 yards, 52 yards

MOST FIELD GOALS, NATIONAL CHAMPIONSHIP

NO.	NAME, TEAM	GAME	DATE	DISTANCE
4	Will Reichard, Alabama	Indianapolis	Jan. 10, 2022	37 yards, 45 yards, 37 yards, 21 yards
3	R. Blankenship, Georgia	Atlanta	Jan. 8, 2018	41 yards, 27 yards, 51 yards
2	Grady Gross, Washington	Houston	Jan. 8, 2024	25 yards, 45 yards
2	James Turner, Michigan	Houston	Jan. 8, 2024	31 yards, 38 yards
2	A. Pappanastos, Alabama	Atlanta	Jan. 8, 2018	43 yards, 30 yards
2	Greg Huegel, Clemson	Arizona	Jan. 11, 2016	37 yards, 31 yards
2	Aidan Schneider, Oregon	North Texas	Jan. 12, 2015	26 yards, 23 yards

COLLEGE FOOTBALL PLAYOFF

INDIVIDUAL RECORDS

SCORING (CONTINUED)

MOST FIELD GOALS, SINGLE-GAME

NO.	NAME, TEAM	GAME	DATE	DISTANCE
4	Will Reichard, Alabama	NCG (Indianapolis)	Jan. 10, 2022	37 yards, 45 yards, 37 yards, 21 yards
3	Grady Gross, Washington	Semifinal (Sugar)	Jan. 1, 2024	26 yards, 40 yards, 27 yards
3	Jake Moody, Michigan	Semifinal (Fiesta)	Dec. 31, 2022	42 yards, 59 yards, 21 yards
3	Blake Haubeil, Ohio State	Semifinal (Fiesta)	Dec. 28, 2019	21 yards, 22 yards, 33 yards
3	R. Blankenship, Georgia	NCG (Atlanta)	Jan. 8, 2018	41 yards, 27 yards, 51 yards
3	Greg Huegel, Clemson	Semifinal (Orange)	Dec. 31, 2015	26 yards, 36 yards, 43 yards

MOST FIELD GOALS, CFP (FOUR-GAME)

NO.	NAME, TEAM	GAMES	SEASON
6	Will Reichard, Alabama	Cotton & NCG	2021-22
5	Grady Gross, Washington	Sugar & NCG	2023-24
5	R. Blankenship, Georgia	Rose & NCG	2017-18
5	Greg Huegel, Clemson	Orange & NCG	2015-16
4	Jack Podlesny, Georgia	Orange & NCG	2021-22

LONGEST FIELD GOAL, SEMIFINALS

NO.	NAME, TEAM	GAME	DATE
59	Jake Moody, Michigan	Fiesta	Dec. 31, 2022
55	R. Blankenship, Georgia	Rose	Jan. 1, 2018
52	Will Reichard, Alabama	Rose	Jan. 1, 2024
50	Will Reichard, Alabama	Rose	Jan. 1, 2024
48	Noah Ruggles, Ohio State	Peach	Dec. 31, 2022

LONGEST FIELD GOAL, NATIONAL CHAMPIONSHIP

NO.	NAME, TEAM	GAME	DATE
52	B.T. Potter, Clemson	New Orleans	Jan. 13, 2020
51	R. Blankenship, Georgia	Atlanta	Jan. 8, 2018
49	Jack Podlesny, Georgia	Indianapolis	Jan. 10, 2022
45	Grady Gross, Washington	Houston	Jan. 8, 2024
45	Will Reichard, Alabama	Indianapolis	Jan. 10, 2022

LONGEST FIELD GOAL, SINGLE GAME

NO.	NAME, TEAM	GAME	DATE
59	Jake Moody, Michigan	Semifinal (Fiesta)	Dec. 31, 2022
55	R. Blankenship, Georgia	Semifinal (Rose)	Jan. 1, 2018
52	Will Reichard, Alabama	Semifinal (Rose)	Jan. 1, 2024
52	B.T. Potter, Clemson	NCG (New Orleans)	Jan. 13, 2020
51	R. Blankenship, Georgia	NCG (Atlanta)	Jan. 8, 2018

SCORING (CONTINUED)

MOST PAT, SEMIFINALS

NO.	NAME, TEAM	GAME	DATE
9	Cade York, LSU	Peach	Dec. 28, 2019
7	Blake Haubeil, Ohio State	Sugar	Jan. 1, 2021
6	Six times. Last by: Griffin Kell, TCU	Fiesta	Dec. 31, 2022

MOST PAT, NATIONAL CHAMPIONSHIP

NO.	NAME, TEAM	GAME	DATE
8	Jack Podlesny, Georgia	Los Angeles	Jan. 9, 2023
7	Will Reichard, Alabama	Miami	Jan. 11, 2021
6	Cade York, LSU	New Orleans	Jan. 13, 2020
6	Adam Griffith, Alabama	Arizona	Jan. 11, 2016
6	S. Nuernberger, Ohio State	North Texas	Jan. 12, 2015

MOST PAT, SINGLE-GAME

NO.	NAME, TEAM	GAME	DATE
9	Cade York, LSU	Semifinal (Peach)	Dec. 28, 2019
8	Jack Podlesny, Georgia	NCG (Los Angeles)	Jan. 9, 2023
7	Will Reichard, Alabama	NCG (Miami)	Jan. 11, 2021
7	Blake Haubeil, Ohio State	Semifinal (Sugar)	Jan. 1, 2021
6	Nine times. Last by: Griffin Kell, TCU	Semifinal (Fiesta)	Dec. 31, 2022

MOST PAT, CFP (FOUR-GAME)

NO.	NAME, TEAM	GAMES	SEASON
15	Cade York, LSU	Peach & NCG	2019-20
12	Jack Podlesny, Georgia	Peach & NCG	2022-23
11	Will Reichard, Alabama	Rose & NCG	2020-21
11	Adam Griffith, Alabama	Cotton & NCG	2015-16
10	S. Nuernberger, Ohio State	Sugar & NCG	2014-15

TWO-POINT CONVERSIONS, SEMIFINALS

NO.	NAME, TEAM	GAME	DATE
1	Arian Smith, Georgia	Peach	Dec. 31, 2022 (Rec.)
1	J.J. McCarthy, Michigan	Fiesta	Dec. 31, 2022 (Rush)
1	Ronnie Bell, Michigan	Fiesta	Dec. 31, 2022 (Rush)
1	A.J. Henning, Michigan	Orange	Dec. 31, 2021 (Rush)
1	Tee Higgins, Clemson	Fiesta	Dec. 28, 2019 (Rec.)
1	Christian French, Oregon	Rose	Jan. 1, 2015 (Rec.)
1	Michael Thomas, Ohio State	Sugar	Jan. 1, 2015 (Rec.)

TWO-POINT CONVERSIONS, NATIONAL CHAMPIONSHIP

NO.	NAME, TEAM	GAME	DATE
1	Amari Rodgers, Clemson	New Orleans	Jan. 13, 2020 (Rec.)

TWO-POINT CONVERSIONS, SINGLE-GAME

NO.	NAME, TEAM	GAME	DATE
1	Eight times. Last by: Arian Smith, Georgia	Semifinal (Peach)	Dec. 31, 2022 (Rec.)
	J.J. McCarthy, Michigan	Semifinal (Fiesta)	Dec. 31, 2022 (Rush)
	Ronnie Bell, Michigan	Semifinal (Fiesta)	Dec. 31, 2022 (Rush)

COLLEGE FOOTBALL PLAYOFF

INDIVIDUAL RECORDS

SCORING (CONTINUED)

BLOCKED PAT RETURNS

NO.	NAME, TEAM	GAME	DATE
--	--	--	--

LONGEST BLOCKED PAT RETURN

NO.	NAME, TEAM	GAME	DATE
--	--	--	--

PUNTING

MOST PUNTS, SEMIFINALS

NO.	NAME, TEAM	GAME	DATE	YDS.	AVG.
9	J. Hartbarger, Michigan State	Cotton	Dec. 31, 2015	411	45.7
8	T. Newsome, Notre Dame	Cotton	Dec. 29, 2018	367	45.9
8	T. Vizcaino, Washington	Peach	Dec. 31, 2016	373	46.6
8	JK Scott, Alabama	Peach	Dec. 31, 2016	367	45.9
7	Six times. Last by: James Burnip, Alabama	Rose	Jan. 1, 2024	352	50.3

MOST PUNTS, NATIONAL CHAMPIONSHIP

NO.	NAME, TEAM	GAME	DATE	YDS.	AVG.
10	JK Scott, Alabama	Tampa	Jan. 9, 2017	458	45.8
9	Will Spiers, Clemson	New Orleans	Jan. 13, 2020	355	39.4
8	Andy Teasdall, Clemson	Tampa	Jan. 9, 2017	307	38.4
7	Zach Von Rosenberg, LSU	New Orleans	Jan. 13, 2020	312	44.6
7	JK Scott, Alabama	Arizona	Jan. 11, 2016	297	42.4

MOST PUNTS, SINGLE-GAME

NO.	NAME, TEAM	GAME	DATE	YDS.	AVG.
10	JK Scott, Alabama	NCG (Tampa)	Jan. 9, 2017	458	45.8
9	Will Spiers, Clemson	NCG (New Orleans)	Jan. 13, 2020	355	39.4
9	J. Hartbarger, Michigan State	Semifinal (Cotton)	Dec. 31, 2015	411	45.7
8	Four times. Last by: T. Newsome, Notre Dame	Semifinal (Cotton)	Dec. 29, 2018	367	45.9

MOST PUNTS, CFP (FOUR-TEAM)

NO.	NAME, TEAM	GAMES	SEASON	YDS.	AVG.
18	JK Scott, Alabama	Peach & NCG	2016-17	825	45.8
16	Will Spiers, Clemson	Fiesta & NCG	2019-20	669	41.8
13	Andy Teasdall, Clemson	Fiesta & NCG	2016-17	513	39.5
13	JK Scott, Alabama	Cotton & NCG	2015-16	576	44.3
12	JK Scott, Alabama	Sugar & NCG	2017-18	498	41.5
12	C. Nizialek, Georgia	Rose & NCG	2017-18	564	47.0

MOST PUNTING YARDS, SEMIFINALS

NO.	NAME, TEAM	GAME	DATE	ATT.	AVG.
411	J. Hartbarger, Michigan State	Cotton	Dec. 31, 2015	9	45.7
385	JK Scott, Alabama	Sugar	Jan. 1, 2015	7	55.0
373	T. Vizcaino, Washington	Peach	Dec. 31, 2016	8	46.6
367	T. Newsome, Notre Dame	Cotton	Dec. 29, 2018	8	45.9
367	JK Scott, Alabama	Peach	Dec. 31, 2016	8	45.9

PUNTING (CONTINUED)

MOST PUNTING YARDS, NATIONAL CHAMPIONSHIP

NO.	NAME, TEAM	GAME	DATE	ATT.	AVG.
458	JK Scott, Alabama	Tampa	Jan. 9, 2017	10	45.8
355	Will Spiers, Clemson	New Orleans	Jan. 13, 2020	9	39.4
312	Zach Von Rosenberg, LSU	New Orleans	Jan. 13, 2020	7	44.6
307	Andy Teasdall, Clemson	Tampa	Jan. 9, 2017	8	38.4
297	JK Scott, Alabama	Arizona	Jan. 11, 2016	7	42.4

MOST PUNTING YARDS, SINGLE-GAME

NO.	NAME, TEAM	GAME	DATE	ATT.	AVG.
458	JK Scott, Alabama	NCG (Tampa)	Jan. 9, 2017	10	45.8
411	J. Hartbarger, Michigan State	Semifinal (Cotton)	Dec. 31, 2015	9	45.7
385	JK Scott, Alabama	Semifinal (Sugar)	Jan. 1, 2015	7	55.0
373	T. Vizcaino, Washington	Semifinal (Peach)	Dec. 31, 2016	8	46.6
367	T. Newsome, Notre Dame	Semifinal (Cotton)	Dec. 29, 2018	8	45.9
367	JK Scott, Alabama	Semifinal (Peach)	Dec. 31, 2016	8	45.9

MOST PUNTING YARDS, CFP (FOUR-TEAM)

NO.	NAME, TEAM	GAMES	SEASON	ATT.	AVG.
825	JK Scott, Alabama	Peach & NCG	2016-17	18	45.8
669	Will Spiers, Clemson	Fiesta & NCG	2019-20	16	41.8
576	JK Scott, Alabama	Cotton & NCG	2015-16	13	44.3
564	C. Nizialek, Georgia	Rose & NCG	2017-18	12	47.0
513	Andy Teasdall, Clemson	Fiesta & NCG	2016-17	13	39.5

HIGHEST PUNTING AVERAGE, SEMIFINALS (MIN. 2)

NO.	NAME, TEAM	GAME	DATE	ATT.	YDS.
55.0	JK Scott, Alabama	Sugar	Jan. 1, 2015	7	385
50.3	James Burnip, Alabama	Rose	Jan. 1, 2024	7	352
49.7	C. Johnston, Ohio State	Fiesta	Dec. 31, 2016	7	348
48.0	Cameron Nizialek, Georgia	Rose	Jan. 1, 2018	6	288
47.4	Ryan Sanborn, Texas	Sugar	Jan. 1, 2024	5	237
47.4	Will Spiers, Clemson	Sugar	Jan. 1, 2021	5	237

HIGHEST PUNTING AVERAGE, NATIONAL CHAMPIONSHIP (MIN. 2)

NO.	NAME, TEAM	GAME	DATE	ATT.	YDS.
50.0	Mike Bernier, Alabama	Bay Area	Jan. 7, 2019	2	100
47.8	Jack McCallister, Washington	Houston	Jan. 8, 2024	5	239
47.5	JK Scott, Alabama	Atlanta	Jan. 8, 2018	6	285
46.8	Tommy Doman, Michigan	Houston	Jan. 8, 2024	5	234
46.0	Cameron Nizialek, Georgia	Atlanta	Jan. 8, 2018	6	276

HIGHEST PUNTING AVERAGE, SINGLE-GAME (MIN. 2)

NO.	NAME, TEAM	GAME	DATE	ATT.	YDS.
55.0	JK Scott, Alabama	Semifinal (Sugar)	Jan. 1, 2015	7	385
50.3	James Burnip, Alabama	Semifinal (Rose)	Jan. 1, 2024	7	352
50.0	Mike Bernier, Alabama	NCG (Bay Area)	Jan. 7, 2019	2	100
49.7	C. Johnston, Ohio State	Semifinal (Fiesta)	Dec. 31, 2016	7	348
48.0	Cameron Nizialek, Georgia	Semifinal (Rose)	Jan. 1, 2018	6	288

COLLEGE FOOTBALL PLAYOFF

INDIVIDUAL RECORDS

PUNTING (CONTINUED)

MOST PUNTS INSIDE THE 20, SEMIFINALS

NO.	NAME, TEAM	GAME	DATE
5	James Burnip, Alabama	Rose	Jan. 1, 2024
5	Will Spiers, Clemson	Fiesta	Dec. 28, 2019
5	JK Scott, Alabama	Sugar	Jan. 1, 2015
4	JK Scott, Alabama	Cotton	Dec. 31, 2015
3	Nine times. Last by: Brad Robbins, Michigan	Fiesta	Dec. 31, 2022

MOST PUNTS INSIDE THE 20, NATIONAL CHAMPIONSHIP

NO.	NAME, TEAM	GAME	DATE
5	Will Spiers, Clemson	New Orleans	Jan. 13, 2020
5	JK Scott, Alabama	Tampa	Jan. 9, 2017
3	Zach Von Rosenberg, LSU	New Orleans	Jan. 13, 2020
3	JK Scott, Alabama	Arizona	Jan. 11, 2016
2	Nine times. Last by: Tommy Doman, Michigan J. McCallister, Washington	Houston Houston	Jan. 8, 2024 Jan. 8, 2024

MOST PUNTS INSIDE THE 20, SINGLE-GAME

NO.	NAME, TEAM	GAME	DATE
5	James Burnip, Alabama	Semifinal (Rose)	Jan. 1, 2024
5	Will Spiers, Clemson	NCG (New Orleans)	Jan. 13, 2020
5	Will Spiers, Clemson	Semifinal (Fiesta)	Dec. 28, 2019
5	JK Scott, Alabama	NCG (Tampa)	Jan. 9, 2017
5	JK Scott, Alabama	Semifinal (Sugar)	Jan. 1, 2015

MOST PUNTS INSIDE THE 20, CFP (FOUR-TEAM)

NO.	NAME, TEAM	GAMES	SEASON
10	Will Spiers, Clemson	Fiesta & NCG	2019-20
8	JK Scott, Alabama	Peach & NCG	2016-17
7	JK Scott, Alabama	Cotton & NCG	2015-16
5	JK Scott, Alabama	Sugar & NCG	2017-18
4	C. Nizialek, Georgia	Rose & NCG	2017-18
4	Andy Teasdall, Clemson	Fiesta & NCG	2016-17
4	Andy Teasdall, Clemson	Orange & NCG	2015-16

LONGEST PUNT, SEMIFINALS

NO.	NAME, TEAM	GAME	DATE
73	J.K. Scott, Alabama	Sugar	Jan. 1, 2015
67	Drue Chrisman, Ohio State	Sugar	Jan. 1, 2021
67	Andy Teasdall, Clemson	Fiesta	Dec. 31, 2016
65	T. Vizcaino, Washington	Peach	Dec. 31, 2016
65	J.K. Scott, Alabama	Sugar	Jan. 1, 2015

LONGEST PUNT, NATIONAL CHAMPIONSHIP

NO.	NAME, TEAM	GAME	DATE
58	Will Spiers, Clemson	New Orleans	Jan. 13, 2020
57	Andy Teasdall, Clemson	Arizona	Jan. 11, 2016
57	J.K. Scott, Alabama	Tampa	Jan. 9, 2017
56	J. McCallister, Washington	Houston	Jan. 8, 2024
56	Zach Von Rosenberg, LSU	New Orleans	Jan. 13, 2020
56	J.K. Scott, Alabama	Atlanta	Jan. 8, 2018

LONGEST PUNT, SINGLE-GAME

NO.	NAME, TEAM	GAME	DATE
73	J.K. Scott, Alabama	Semifinal (Sugar)	Jan. 1, 2015
67	Drue Chrisman, Ohio State	Semifinal (Sugar)	Jan. 1, 2021
67	Andy Teasdall, Clemson	Semifinal (Fiesta)	Dec. 31, 2016
65	T. Vizcaino, Washington	Semifinal (Peach)	Dec. 31, 2016
65	J.K. Scott, Alabama	Semifinal (Sugar)	Jan. 1, 2015

RETURNS

MOST PUNT RETURNS, SEMIFINALS

NO.	NAME, TEAM	GAME	DATE	YARDS
5	Cyrus Jones, Alabama	Cotton	Dec. 31, 2015	80
3	Trevon Diggs, Alabama	Sugar	Jan. 1, 2018	30
2	14 times. Last by: Semaj Morgan, Michigan Xavier Worthy, Texas	Rose Sugar	Jan. 1, 2024 Jan. 1, 2024	14 13

MOST PUNT RETURNS, NATIONAL CHAMPIONSHIP

NO.	NAME, TEAM	GAME	DATE	YARDS
5	Trevon Diggs, Alabama	Atlanta	Jan. 8, 2018	38
3	Jalin Marshall, Ohio State	North Texas	Jan. 12, 2015	32
2	Five times. Last by: DeVonta Smith, Alabama	Miami	Jan. 11, 2021	18

MOST PUNT RETURNS, SINGLE-GAME

NO.	NAME, TEAM	GAME	DATE	YARDS
5	Trevon Diggs, Alabama	NCG (Atlanta)	Jan. 8, 2018	38
5	Cyrus Jones, Alabama	Semifinal (Cotton)	Dec. 31, 2015	80
3	Trevon Diggs, Alabama	Semifinal (Sugar)	Jan. 1, 2018	30
3	Jalin Marshall, Ohio State	NCG (North Texas)	Jan. 12, 2015	32
2	19 times. Last by: Semaj Morgan, Michigan Xavier Worthy, Texas	Semifinal (Rose) Semifinal (Sugar)	Jan. 1, 2024 Jan. 1, 2024	14 13

MOST PUNT RETURNS, CFP (FOUR-TEAM)

NO.	NAME, TEAM	GAMES	SEASON	YARDS
8	Trevon Diggs, Alabama	Sugar & NCG	2017-18	68
6	Cyrus Jones, Alabama	Cotton & NCG	2015-16	92
5	Jalin Marshall, Ohio State	Sugar & NCG	2014-15	42
4	Amari Rodgers, Clemson	Fiesta & NCG	2019-20	3
3	Six times. Last by: Slade Bolden, Alabama	Cotton & NCG	2021-22	-3

MOST PUNT RETURN YARDAGE, SEMIFINALS

NO.	NAME, TEAM	GAME	DATE	RETURNS
80	Cyrus Jones, Alabama	Cotton	Dec. 31, 2015	5
31	Derius Davis, TCU	Fiesta	Dec. 31, 2022	1
30	Trevon Diggs, Alabama	Sugar	Jan. 1, 2018	3
22	Kearis Jackson, Georgia	Peach	Dec. 31, 2022	1
21	Mecole Hardman, Georgia	Rose	Jan. 1, 2018	1

MOST PUNT RETURN YARDAGE, NATIONAL CHAMPIONSHIP

NO.	NAME, TEAM	GAME	DATE	RETURNS
38	Trevon Diggs, Alabama	Atlanta	Jan. 8, 2018	5
34	Mecole Hardman, Georgia	Atlanta	Jan. 8, 2018	2
32	Jalin Marshall, Ohio State	North Texas	Jan. 12, 2015	3
22	Artavis Scott, Clemson	Arizona	Jan. 11, 2016	2
18	DeVonta Smith, Alabama	Miami	Jan. 11, 2021	2

COLLEGE FOOTBALL PLAYOFF

INDIVIDUAL RECORDS

RETURNS (CONTINUED)

MOST PUNT RETURN YARDAGE, SINGLE-GAME

NO.	NAME, TEAM	GAME	DATE	RETURNS
80	Cyrus Jones, Alabama	Semifinal (Cotton)	Dec. 31, 2015	5
38	Trevon Diggs, Alabama	NCG (Atlanta)	Jan. 8, 2018	5
34	Mecole Hardman, Georgia	NCG (Atlanta)	Jan. 8, 2018	2
32	Jalin Marshall, Ohio State	NCG (North Texas)	Jan. 12, 2015	3
31	Derius Davis, TCU	Semifinal (Fiesta)	Dec. 31, 2022	1

MOST PUNT RETURN YARDAGE, CFP (FOUR-TEAM)

NO.	NAME, TEAM	GAMES	SEASON	RETURNS
92	Cyrus Jones, Alabama	Cotton & NCG	2015-16	6
68	Trevon Diggs, Alabama	Sugar & NCG	2017-18	8
55	Mecole Hardman, Georgia	Rose & NCG	2017-18	3
42	Jalin Marshall, Ohio State	Sugar & NCG	2014-15	5
38	DeVonta Smith, Alabama	Rose & NCG	2020-21	3

MOST YARDS PER PUNT RETURN, SEMIFINALS (MIN 2.)

NO.	NAME, TEAM	GAME	DATE	RET.	YDS.
16.0	Cyrus Jones, Alabama	Cotton	Dec. 31, 2015	5	80
10.0	Trevon Diggs, Alabama	Sugar	Jan. 1, 2018	3	30
8.0	A.J. Henning, Michigan	Fiesta	Dec. 31, 2022	2	16
8.0	Artavis Scott, Clemson	Fiesta	Dec. 31, 2016	2	16
7.0	Garrett Wilson, Ohio State	Sugar	Jan. 1, 2021	2	14
7.0	M. Kings, Michigan State	Cotton	Dec. 31, 2015	2	14

MOST YARDS PER PUNT RETURN, NATIONAL CHAMPIONSHIP (MIN. 2)

NO.	NAME, TEAM	GAME	DATE	RET.	YDS.
17.0	Mecole Hardman, Georgia	Atlanta	Jan. 8, 2018	2	34
11.0	Artavis Scott, Clemson	Arizona	Jan. 11, 2016	2	22
10.7	Jalin Marshall, Ohio State	North Texas	Jan. 12, 2015	3	32
9.0	DeVonta Smith, Alabama	Miami	Jan. 11, 2021	2	18
8.5	Derek Stingley, LSU	New Orleans	Jan. 13, 2020	2	17

MOST YARDS PER PUNT RETURN, SINGLE-GAME (MIN 2.)

NO.	NAME, TEAM	GAME	DATE	RET.	YDS.
17.0	Mecole Hardman, Georgia	NCG (Atlanta)	Jan. 8, 2018	2	34
16.0	Cyrus Jones, Alabama	Semifinal (Cotton)	Dec. 31, 2015	5	80
11.0	Artavis Scott, Clemson	NCG (Arizona)	Jan. 11, 2016	2	22
10.7	Jalin Marshall, Ohio State	NCG (North Texas)	Jan. 12, 2015	3	32
10.0	Trevon Diggs, Alabama	Semifinal (Sugar)	Jan. 1, 2018	3	30

MOST PUNT RETURNS FOR TD, SEMIFINALS

NO.	NAME, TEAM	GAME	DATE	YARDS
1	Cyrus Jones, Alabama	Cotton	Dec. 31, 2015	57

MOST PUNT RETURNS FOR TD, NATIONAL CHAMPIONSHIP

NO.	NAME, TEAM	GAME	DATE	YARDS
--	--	--	--	--

RETURNS (CONTINUED)

MOST PUNT RETURNS FOR TD, SEMIFINALS

NO.	NAME, TEAM	GAME	DATE	YARDS
1	Cyrus Jones, Alabama	Semifinal (Cotton)	Dec. 31, 2015	57

LONGEST PUNT RETURN, SEMIFINALS

NO.	NAME, TEAM	GAME	DATE	
57	Cyrus Jones, Alabama	Cotton	Dec. 31, 2015	(TD)
31	Derius Davis, TCU	Fiesta	Dec. 31, 2022	
22	Kearis Jackson, Georgia	Peach	Dec. 31, 2022	
21	Mecole Hardman, Georgia	Rose	Jan. 1, 2018	
20	DeVonta Smith, Alabama	Rose	Jan. 1, 2021	

LONGEST PUNT RETURN, NATIONAL CHAMPIONSHIP

NO.	NAME, TEAM	GAME	DATE	
19	DeVonta Smith, Alabama	Miami	Jan. 11, 2021	
19	Mecole Hardman, Georgia	Atlanta	Jan. 8, 2018	
17	Jalin Marshall, Ohio State	North Texas	Jan. 12, 2015	
14	Trevon Diggs, Alabama	Atlanta	Jan. 8, 2018	
13	Artavis Scott, Clemson	Arizona	Jan. 11, 2016	

LONGEST PUNT RETURN, SINGLE-GAME

NO.	NAME, TEAM	GAME	DATE	
57	Cyrus Jones, Alabama	Semifinal (Cotton)	Dec. 31, 2015	(TD)
31	Derius Davis, TCU	Semifinal (Fiesta)	Dec. 31, 2022	
22	Kearis Jackson, Georgia	Semifinal (Peach)	Dec. 31, 2022	
21	Mecole Hardman, Georgia	Semifinal (Rose)	Jan. 1, 2018	
20	DeVonta Smith, Alabama	Semifinal (Rose)	Jan. 1, 2021	

LONGEST PUNT RETURN FOR TD, SEMIFINALS

NO.	NAME, TEAM	GAME	DATE	
57	Cyrus Jones, Alabama	Cotton	Dec. 31, 2015	

LONGEST PUNT RETURN FOR TD, NATIONAL CHAMPIONSHIP

NO.	NAME, TEAM	GAME	DATE	
--	--	--	--	

LONGEST PUNT RETURN FOR TD, SINGLE-GAME

NO.	NAME, TEAM	GAME	DATE	
57	Cyrus Jones, Alabama	Semifinal (Cotton)	Dec. 31, 2015	

MOST KICKOFF RETURNS, SEMIFINALS

NO.	NAME, TEAM	GAME	DATE	YARDS
7	Christion Jones, Alabama	Sugar	Jan. 1, 2015	102
6	K. Whitfield, Florida State	Rose	Jan. 1, 2015	131
4	Derius Davis, TCU	Fiesta	Dec. 31, 2022	75
4	Travis Etienne, Clemson	Sugar	Jan. 1, 2018	65
4	Alex Ross, Oklahoma	Orange	Dec. 31, 2015	97

COLLEGE FOOTBALL PLAYOFF

INDIVIDUAL RECORDS

RETURNS (CONTINUED)

MOST KICKOFF RETURNS, NATIONAL CHAMPIONSHIP

NO.	NAME, TEAM	GAME	DATE	YARDS
6	Derius Davis, TCU	Los Angeles	Jan. 9, 2023	135
5	Kenyan Drake, Alabama	Arizona	Jan. 11, 2016	196
4	Charles Nelson, Oregon	North Texas	Jan. 12, 2015	52
3	Five times. Last by: Mecole Hardman, Georgia	Atlanta	Jan. 8, 2018	40

MOST KICKOFF RETURNS, SINGLE-GAME

NO.	NAME, TEAM	GAME	DATE	YARDS
7	Christion Jones, Alabama	Semifinal (Sugar)	Jan. 1, 2015	102
6	Derius Davis, TCU	NCG (Los Angeles)	Jan. 9, 2023	135
6	K. Whitfield, Florida State	Semifinal (Rose)	Jan. 1, 2015	131
5	Kenyan Drake, Alabama	NCG (Arizona)	Jan. 11, 2016	196
4	Four times. Last by: Derius Davis, TCU	Semifinal (Fiesta)	Dec. 31, 2022	75

MOST KICKOFF RETURNS, CFP (FOUR-TEAM)

NO.	NAME, TEAM	GAMES	SEASON	YARDS
10	Derius Davis, TCU	Fiesta & NCG	2022-23	210
5	Mecole Hardman, Georgia	Rose & NCG	2017-18	95
5	Kenyan Drake, Alabama	Cotton & NCG	2015-16	196
4	ArDarius Stewart, Alabama	Peach & NCG	2016-17	87
4	Artavis Scott, Clemson	Orange & NCG	2015-16	94

MOST KICKOFF RETURN YARDAGE, SEMIFINALS

NO.	NAME, TEAM	GAME	DATE	RETURNS
131	K. Whitfield, Florida State	Rose	Jan. 1, 2015	6
105	Parris Campbell, Ohio State	Fiesta	Dec. 31, 2016	3
102	Christion Jones, Alabama	Sugar	Jan. 1, 2015	7
97	Alex Ross, Oklahoma	Orange	Dec. 31, 2015	4
80	Jaydon Blue, Texas	Sugar	Jan. 1, 2024	3

MOST KICKOFF YARDAGE, NATIONAL CHAMPIONSHIP

NO.	NAME, TEAM	GAME	DATE	RETURNS
196	Kenyan Drake, Alabama	Arizona	Jan. 11, 2016	5
135	Derius Davis, TCU	Los Angeles	Jan. 9, 2023	6
77	Artavis Scott, Clemson	Tampa	Jan. 9, 2017	3
59	Artavis Scott, Clemson	Arizona	Jan. 11, 2016	2
53	C.J. Fuller, Clemson	Tampa	Jan. 9, 2017	3

MOST KICKOFF YARDAGE, SINGLE-GAME

NO.	NAME, TEAM	GAME	DATE	RETURNS
196	Kenyan Drake, Alabama	NCG (Arizona)	Jan. 11, 2016	5
135	Derius Davis, TCU	NCG (Los Angeles)	Jan. 9, 2023	6
131	K. Whitfield, Florida State	Semifinal (Rose)	Jan. 1, 2015	6
105	Parris Campbell, Ohio State	Semifinal (Fiesta)	Dec. 31, 2016	3
102	Christion Jones, Alabama	Semifinal (Sugar)	Jan. 1, 2015	7

RETURNS (CONTINUED)

MOST KICKOFF YARDAGE, CFP (FOUR-TEAM)

NO.	NAME, TEAM	GAMES	SEASON	RETURNS
210	Derius Davis, TCU	Fiesta & NCG	2022-23	10
196	Kenyan Drake, Alabama	Cotton & NCG	2015-16	5
95	Mecole Hardman, Georgia	Rose & NCG	2017-18	5
94	Artavis Scott, Clemson	Orange & NCG	2015-16	4
87	ArDarius Stewart, Alabama	Peach & NCG	2016-17	4

MOST YARDS PER KICKOFF RETURN, SEMIFINALS (MIN. 2)

NO.	NAME, TEAM	GAME	DATE	RET.	YDS.
35.0	Parris Campbell, Ohio State	Fiesta	Dec. 31, 2016	3	105
27.5	Mecole Hardman, Georgia	Rose	Jan. 1, 2018	2	55
26.7	Jaydon Blue, Texas	Sugar	Jan. 1, 2024	3	80
26.0	A.J. Henning, Michigan	Fiesta	Dec. 31, 2022	3	78
25.0	Kearis Jackson, Georgia	Peach	Dec. 31, 2022	2	50

MOST YDS PER KICKOFF RETURN, NATIONAL CHAMPIONSHIP (MIN. 2)

NO.	NAME, TEAM	GAME	DATE	RET.	YDS.
39.2	Kenyan Drake, Alabama	Arizona	Jan. 11, 2016	5	196
29.5	Artavis Scott, Clemson	Arizona	Jan. 11, 2016	2	59
25.7	Artavis Scott, Clemson	Tampa	Jan. 9, 2017	3	77
22.5	Derius Davis, TCU	Los Angeles	Jan. 9, 2023	6	135
21.0	Josh Jacobs, Alabama	Atlanta	Jan. 8, 2018	2	42
21.0	ArDarius Stewart, Alabama	Tampa	Jan. 9, 2017	2	42

MOST YDS PER KICKOFF RETURN, SINGLE-GAME (MIN. 2)

NO.	NAME, TEAM	GAME	DATE	RET.	YDS.
39.2	Kenyan Drake, Alabama	NCG (Arizona)	Jan. 11, 2016	5	196
35.0	Parris Campbell, Ohio State	Semifinal (Fiesta)	Dec. 31, 2016	3	105
29.5	Artavis Scott, Clemson	NCG (Arizona)	Jan. 11, 2016	2	59
27.5	Mecole Hardman, Georgia	Semifinal (Rose)	Jan. 1, 2018	2	55
26.7	Jaydon Blue, Texas	Semifinal (Sugar)	Jan. 1, 2024	3	80

MOST KICKOFF RETURNS FOR TD, SEMIFINALS

NO.	NAME, TEAM	GAME	DATE	YARDS
--	--	--	--	--

MOST KICKOFF RETURNS FOR TD, NATIONAL CHAMPIONSHIP

NO.	NAME, TEAM	GAME	DATE	YARDS
1	Kenyan Drake, Alabama	Arizona	Jan. 11, 2016	95

MOST KICKOFF RETURNS FOR TD, SINGLE-GAME

NO.	NAME, TEAM	GAME	DATE	YARDS
1	Kenyan Drake, Alabama	NCG (Arizona)	Jan. 11, 2016	95

COLLEGE FOOTBALL PLAYOFF

INDIVIDUAL RECORDS

RETURNS (CONTINUED)

LONGEST KICKOFF RETURN, SEMIFINALS

NO.	NAME, TEAM	GAME	DATE
54	Parris Campbell, Ohio State	Fiesta	Dec. 31, 2016
40	Tyler Scott, Cincinnati	Cotton	Dec. 31, 2021
35	K. Whitfield, Florida State	Rose	Jan. 1, 2015
34	Christion Jones, Alabama	Sugar	Jan. 1, 2015
33	C. Rambo, Oklahoma	Peach	Dec. 28, 2019

LONGEST KICKOFF RETURN, NATIONAL CHAMPIONSHIP

NO.	NAME, TEAM	GAME	DATE
95	Kenyan Drake, Alabama	Arizona	Jan. 11, 2016 (TD)
43	Artavis Scott, Clemson	Arizona	Jan. 11, 2016
34	Artavis Scott, Clemson	Tampa	Jan. 9, 2017
30	Five times. Last by: Derius Davis, TCU	Los Angeles	Jan. 9, 2023

LONGEST KICKOFF RETURN, SINGLE-GAME

NO.	NAME, TEAM	GAME	DATE
95	Kenyan Drake, Alabama	NCG (Arizona)	Jan. 11, 2016 (TD)
54	Parris Campbell, Ohio State	Semifinal (Fiesta)	Dec. 31, 2016
43	Artavis Scott, Clemson	NCG (Arizona)	Jan. 11, 2016
40	Tyler Scott, Cincinnati	Semifinal (Cotton)	Dec. 31, 2021
35	K. Whitfield, Florida State	Semifinal (Rose)	Jan. 1, 2015

LONGEST KICKOFF RETURN FOR TD, SEMIFINALS

NO.	NAME, TEAM	GAME	DATE
--	--	--	--

LONGEST KICKOFF RETURN FOR TD, NATIONAL CHAMPIONSHIP

NO.	NAME, TEAM	GAME	DATE
95	Kenyan Drake, Alabama	Arizona	Jan. 11, 2016

LONGEST KICKOFF RETURN FOR TD, SINGLE-GAME

NO.	NAME, TEAM	GAME	DATE
95	Kenyan Drake, Alabama	NCG (Arizona)	Jan. 11, 2016

DEFENSE

MOST TOTAL TACKLES, SEMIFINALS

NO.	NAME, TEAM	GAME	DATE	SOLO	AST.
18	Alohi Gilman, Notre Dame	Cotton	Dec. 29, 2018	8	10
16	Te'von Coney, Notre Dame	Cotton	Dec. 29, 2018	4	12
15	Kenneth Murray, Oklahoma	Orange	Dec. 29, 2019	7	8
15	R. McMillian, Ohio State	Fiesta	Dec. 31, 2016	12	3
14	P.J. Williams, Florida State	Rose	Jan. 1, 2015	8	6

DEFENSE (CONTINUED)

MOST TOTAL TACKLES, NATIONAL CHAMPIONSHIP

NO.	NAME, TEAM	GAME	DATE	SOLO	AST.
14	Tuf Borland, Ohio State	Miami	Jan. 11, 2021	7	7
13	Roquan Smith, Georgia	Atlanta	Jan. 8, 2018	9	4
12	Mack Wilson, Alabama	Atlanta	Jan. 8, 2018	7	5
12	Reuben Foster, Alabama	Tampa	Jan. 9, 2017	6	6
11	Rashaan Evans, Alabama	Tampa	Jan. 9, 2017	6	5
11	T.J. Green, Clemson	Arizona	Jan. 11, 2016	6	5
11	G. Matias-Smith, Clemson	Arizona	Jan. 11, 2016	11	0

MOST TOTAL TACKLES, SINGLE-GAME

NO.	NAME, TEAM	GAME	DATE	SOLO	AST.
18	Alohi Gilman, Notre Dame	Semifinal (Cotton)	Dec. 29, 2018	8	10
16	Te'von Coney, Notre Dame	Semifinal (Cotton)	Dec. 29, 2018	4	12
15	Kenneth Murray, Oklahoma	Semifinal (Orange)	Dec. 29, 2019	7	8
15	R. McMillian, Ohio State	Semifinal (Fiesta)	Dec. 31, 2016	12	3
14	Tuf Borland, Ohio State	NCG (Miami)	Jan. 11, 2021	7	7
14	P.J. Williams, Florida State	Semifinal (Rose)	Jan. 1, 2015	8	6

MOST TOTAL TACKLES, CFP (FOUR-TEAM)

NO.	NAME, TEAM	GAMES	SEASON	SOLO	AST.
24	Roquan Smith, Georgia	Rose & NCG	2017-18	13	11
22	Tuf Borland, Ohio State	Sugar & NCG	2020-21	11	11
21	Reuben Foster, Alabama	Peach & NCG	2015-16	9	12
21	T.J. Green, Clemson	Orange & NCG	2015-16	13	8
18	Mack Wilson, Alabama	Sugar & NCG	2017-18	11	7
18	Rashaan Evans, Alabama	Cotton & NCG	2015-16	10	8
18	Reggie Daniels, Oregon	Rose & NCG	2014-15	13	5

MOST SOLO TACKLES, SEMIFINALS

NO.	NAME, TEAM	GAME	DATE	TOTAL
12	R. McMillian, Ohio State	Fiesta	Dec. 31, 2016	15
9	Rod Moore, Michigan	Fiesta	Dec. 31, 2022	12
9	Landon Collins, Alabama	Sugar	Jan. 1, 2015	12
8	Eight times. Last by: Christopher Smith, Georgia	Peach	Dec. 31, 2022	8

MOST SOLO TACKLES, NATIONAL CHAMPIONSHIP

NO.	NAME, TEAM	GAME	DATE	TOTAL
11	G. Matias-Smith, Alabama	Arizona	Jan. 11, 2016	11
10	B.J. Goodson, Clemson	Arizona	Jan. 11, 2016	10
9	Roquan Smith, Georgia	Atlanta	Jan. 8, 2018	13
8	Reuben Foster, Alabama	Arizona	Jan. 11, 2016	9
7	Six times. Last by: Quay Walker, Georgia	Indianapolis	Jan. 10, 2022	8

COLLEGE FOOTBALL PLAYOFF

INDIVIDUAL RECORDS

DEFENSE (CONTINUED)

MOST SOLO TACKLES, SINGLE-GAME

NO.	NAME, TEAM	GAME	DATE	TOTAL
12	R. McMillian, Ohio State	Semifinal (Fiesta)	Dec. 31, 2016	15
11	G. Matias-Smith, Alabama	NCG (Arizona)	Jan. 11, 2016	11
10	B.J. Goodson, Clemson	NCG (Arizona)	Jan. 11, 2016	10
9	Rod Moore, Michigan	Semifinal (Fiesta)	Dec. 31, 2022	12
9	Roquan Smith, Georgia	NCG (Atlanta)	Jan. 8, 2018	13
9	Landon Collins, Alabama	Semifinal (Sugar)	Jan. 1, 2015	12

MOST SOLO TACKLES, CFP (FOUR-TEAM)

NO.	NAME, TEAM	GAMES	SEASON	TOTAL
13	Derion Kendrick, Clemson	Fiesta & NCG	2019-20	16
13	Roquan Smith, Georgia	Rose & NCG	2017-18	24
13	B.J. Goodson, Clemson	Orange & NCG	2015-16	17
13	T.J. Green, Clemson	Orange & NCG	2015-16	18
13	G. Matias-Smith, Alabama	Cotton & NCG	2015-16	15
13	Reggie Daniels, Oregon	Rose & NCG	2014-15	18

MOST ASSISTED TACKLES, SEMIFINALS

NO.	NAME, TEAM	GAME	DATE	TOTAL
12	Te'von Coney, Notre Dame	Cotton	Dec. 29, 2018	16
10	Alohi Gilman, Notre Dame	Cotton	Dec. 29, 2018	18
8	D. Alexander, Oklahoma	Orange	Dec. 31, 2015	12
8	Kenneth Murray, Oklahoma	Orange	Dec. 29, 2018	11
7	Three times. Last by: Josh Ross, Michigan	Orange	Dec. 31, 2021	11

MOST ASSISTED TACKLES, NATIONAL CHAMPIONSHIP

NO.	NAME, TEAM	GAME	DATE	TOTAL
7	Tuf Borland, Ohio State	Miami	Jan. 11, 2021	14
6	Reuben Foster, Alabama	Tampa	Jan. 9, 2017	12
5	Five times. Last by: Tre Lamar, Clemson	Bay Area	Jan. 7, 2019	6

MOST ASSISTED TACKLES, SINGLE-GAME

NO.	NAME, TEAM	GAME	DATE	TOTAL
12	Te'von Coney, Notre Dame	Semifinal (Cotton)	Dec. 29, 2018	16
10	Alohi Gilman, Notre Dame	Semifinal (Cotton)	Dec. 29, 2018	18
8	D. Alexander, Oklahoma	Semifinal (Orange)	Dec. 31, 2015	12
8	Kenneth Murray, Oklahoma	Semifinal (Orange)	Dec. 29, 2018	11
7	Four times. Last by: Tuf Borland, Ohio State	NCG (Miami)	Jan. 11, 2021	14

DEFENSE (CONTINUED)

MOST ASSISTED TACKLES, CFP (FOUR-TEAM)

NO.	NAME, TEAM	GAMES	SEASON	TOTAL
12	Reuben Foster, Alabama	Peach & NCG	2015-16	21
11	Tuf Borland, Ohio State	Sugar & NCG	2020-21	22
11	Roquan Smith, Georgia	Rose & NCG	2017-18	24
9	Lorenzo Carter, Georgia	Rose & NCG	2017-18	14
8	Six times. Last by: Pete Werner, Ohio State Dylan Moses, Alabama	Sugar & NCG Rose & NCG	2020-21 2020-21	17 12

MOST QUARTERBACK SACKS, SEMIFINALS

NO.	NAME, TEAM	GAME	DATE	YARDS
4	Dylan Horton, TCU	Fiesta	Dec. 31, 2022	32
2	Nine times. Last by: Braiden McGregor, Michigan Bralen Trice, Washington	Rose Sugar	Jan. 1, 2024 Jan. 1, 2024	18 9

MOST QUARTERBACK SACKS, NATIONAL CHAMPIONSHIP

NO.	NAME, TEAM	GAME	DATE	YARDS
3	Christian Harris, Alabama	Indianapolis	Jan. 10, 2022	34
3	Kevin Dodd, Clemson	Arizona	Jan. 11, 2016	20
2	Dallas Turner, Alabama	Indianapolis	Jan. 10, 2022	12
2	Rashaan Evans, Alabama	Arizona	Jan. 11, 2016	14
2	Shaq Lawson, Clemson	Arizona	Jan. 11, 2016	11

MOST QUARTERBACK SACKS, SINGLE-GAME

NO.	NAME, TEAM	GAME	DATE	YARDS
4	Dylan Horton, TCU	Semifinal (Fiesta)	Dec. 31, 2022	32
3	Christian Harris, Alabama	NCG (Indianapolis)	Jan. 10, 2022	34
3	Kevin Dodd, Clemson	NCG (Arizona)	Jan. 11, 2016	20
2	12 times. Last by: B. McGregor, Michigan Bralen Trice, Washington	Semifinal (Rose) Semifinal (Sugar)	Jan. 1, 2024 Jan. 1, 2024	18 9

MOST QUARTERBACK SACKS, CFP (FOUR-TEAM)

NO.	NAME, TEAM	GAMES	SEASON	YARDS
4	Dylan Horton, TCU	Fiesta & NCG	2022-23	32
4	Kevin Dodd, Clemson	Orange & NCG	2015-16	29
3.5	Christian Harris, Alabama	Cotton & NCG	2021-22	39
3	Dallas Turner, Alabama	Cotton & NCG	2021-22	16
3	Shaq Lawson, Clemson	Orange & NCG	2015-16	25

MOST TACKLES FOR LOSS, SEMIFINALS

NO.	NAME, TEAM	GAME	DATE	YARDS
4	Dylan Horton, TCU	Fiesta	Dec. 31, 2022	32
3.5	Kevin Dodd, Clemson	Orange	Dec. 31, 2015	12
3	Seven times. Last by: Bralen Trice, Washington	Sugar	Jan. 1, 2024	10

COLLEGE FOOTBALL PLAYOFF

INDIVIDUAL RECORDS

DEFENSE (CONTINUED)

MOST TACKLES FOR LOSS, NATIONAL CHAMPIONSHIP

NO.	NAME, TEAM	GAME	DATE	YARDS
5	Kevin Dodd, Clemson	Arizona	Jan. 11, 2016	26
4	Christian Harris, Alabama	Indianapolis	Jan. 10, 2022	37
3.5	A. Jennings, Alabama	Bay Area	Jan. 7, 2019	5
2.5	Patrick Queen, LSU	New Orleans	Jan. 13, 2020	4
2.5	Roquan Smith, Georgia	Atlanta	Jan. 8, 2018	5

MOST TACKLES FOR LOSS, SINGLE-GAME

NO.	NAME, TEAM	GAME	DATE	YARDS
5	Kevin Dodd, Clemson	NCG (Arizona)	Jan. 11, 2016	26
4	Christian Harris, Alabama	NCG (Indianapolis)	Jan. 10, 2022	37
4	Dylan Horton, TCU	Semifinal (Fiesta)	Dec. 31, 2022	32
3.5	A. Jennings, Alabama	NCG (Bay Area)	Jan. 7, 2019	5
3.5	Kevin Dodd, Clemson	Semifinal (Orange)	Dec. 31, 2015	12

MOST TACKLES FOR LOSS, CFP (FOUR-TEAM)

NO.	NAME, TEAM	GAMES	SEASON	YARDS
8.5	Kevin Dodd, Clemson	Orange & NCG	2015-16	38
5	Dylan Horton, TCU	Fiesta & NCG	2022-23	33
4.5	Christian Harris, Alabama	Cotton & NCG	2021-22	42
4.5	A. Jennings, Alabama	Orange & NCG	2018-19	9
4	Patrick Queen, LSU	Peach & NCG	2019-20	7
4	Austin Bryant, Clemson	Cotton & NCG	2018-19	23
4	Clelin Ferrell, Clemson	Fiesta & NCG	2016-17	27

MOST FUMBLES FORCED, SEMIFINALS

NO.	NAME, TEAM	GAME	DATE
1	31 times. Last by:		
	Bralen Trice, Washington	Sugar	Jan. 1, 2024
	Quinten Johnson, Michigan	Rose	Jan. 1, 2024

MOST FUMBLES FORCED, NATIONAL CHAMPIONSHIP

NO.	NAME, TEAM	GAME	DATE
1	11 times. Last by:		
	Christopher Smith, Georgia	Los Angeles	Jan. 9, 2023

MOST FUMBLES FORCED, SINGLE-GAME

NO.	NAME, TEAM	GAME	DATE
1	42 times. Last by:		
	Bralen Trice, Washington	Semifinal (Sugar)	Jan. 1, 2024
	Quinten Johnson, Michigan	Semifinal (Rose)	Jan. 1, 2024

MOST FUMBLES FORCED, CFP (FOUR-TEAM)

NO.	NAME, TEAM	GAMES	SEASON
2	Tony Washington, Oregon	Rose & NCG	2014-15
2	Tyson Coleman, Oregon	Rose & NCG	2014-15
1	28 times. Last by:		
	Bralen Trice, Washington	Sugar & NCG	2023-24
	Quinten Johnson, Michigan	Rose & NCG	2023-24

DEFENSE (CONTINUED)

MOST FUMBLES RECOVERED, SEMIFINALS

NO.	NAME, TEAM	GAME	DATE	YARDS
1	21 times. Last by:			
	Morice Blackwell Jr., Texas	Sugar	Jan. 1, 2024	0
	Asa Turner, Washington	Sugar	Jan. 1, 2024	0
	Ralen Goforth, Washington	Sugar	Jan. 1, 2024	0
	Trey Amos, Alabama	Rose	Jan. 1, 2024	0
	Josh Wallace, Michigan	Rose	Jan. 1, 2024	0

MOST FUMBLES RECOVERED, NATIONAL CHAMPIONSHIP

NO.	NAME, TEAM	GAME	DATE	YARDS
2	Ryan Anderson, Alabama	Tampa	Jan. 9, 2017	14
1	Seven times. Last by:			
	Javon Bullard, Georgia	Los Angeles	Jan. 9, 2023	0

MOST FUMBLES RECOVERED, SINGLE-GAME

NO.	NAME, TEAM	GAME	DATE	YARDS
2	Ryan Anderson, Alabama	NCG (Tampa)	Jan. 9, 2017	14
1	28 times. Last by:			
	Morice Blackwell Jr., Texas	Sugar	Jan. 1, 2024	0
	Asa Turner, Washington	Sugar	Jan. 1, 2024	0
	Ralen Goforth, Washington	Sugar	Jan. 1, 2024	0
	Trey Amos, Alabama	Rose	Jan. 1, 2024	0
	Josh Wallace, Michigan	Rose	Jan. 1, 2024	0

MOST FUMBLES RECOVERED, CFP (FOUR-TEAM)

NO.	NAME, TEAM	GAMES	SEASON	YARDS
2	Ryan Anderson, Alabama	Peach & NCG	2016-17	14
1	20 times. Last by:			
	Asa Turner, Washington	Sugar & NCG	Jan. 1, 2024	0
	Ralen Goforth, Washington	Sugar & NCG	Jan. 1, 2024	0
	Josh Wallace, Michigan	Rose & NCG	Jan. 1, 2024	0

LONGEST FUMBLE RECOVERY, SEMIFINALS

NO.	NAME, TEAM	GAME	DATE
58	Tony Washington, Oregon	Rose	Jan. 1, 2015
46	Steven Parker, Oklahoma	Rose	Jan. 1, 2018
10	Jonathan Allen, Alabama	Peach	Dec. 31, 2016
4	Asmar Bilal, Notre Dame	Cotton	Dec. 29, 2018
4	Landon Collins, Alabama	Sugar	Jan. 1, 2015

LONGEST FUMBLE RECOVERY, NATIONAL CHAMPIONSHIP

NO.	NAME, TEAM	GAME	DATE
12	Ryan Anderson, Alabama	Tampa	Jan. 9, 2017
5	Derek Stingley, LSU	New Orleans	Jan. 13, 2020
2	Ryan Anderson, Alabama	Tampa	Jan. 9, 2017

LONGEST FUMBLE RECOVERY, SINGLE-GAME

NO.	NAME, TEAM	GAME	DATE
58	Tony Washington, Oregon	Semifinal (Rose)	Jan. 1, 2015
46	Steven Parker, Oklahoma	Semifinal (Rose)	Jan. 1, 2018
12	Ryan Anderson, Alabama	Semifinal (Tampa)	Jan. 9, 2017
10	Jonathan Allen, Alabama	Semifinal (Peach)	Dec. 31, 2016
5	Derek Stingley, LSU	NCG (New Orleans)	Jan. 13, 2020

INDIVIDUAL RECORDS

DEFENSE (CONTINUED)

LONGEST FUMBLE RECOVERY FOR TD, SEMIFINALS

NO.	NAME, TEAM	GAME	DATE
58	Tony Washington, Oregon	Rose	Jan. 1, 2015
46	Steven Parker, Oklahoma	Rose	Jan. 1, 2018

LONGEST FUMBLE RECOVERY FOR TD, NATIONAL CHAMPIONSHIP

NO.	NAME, TEAM	GAME	DATE
--	--	--	--

LONGEST FUMBLE RECOVERY FOR TD, SINGLE-GAME

NO.	NAME, TEAM	GAME	DATE
58	Tony Washington, Oregon	Semifinal (Rose)	Jan. 1, 2015
46	Steven Parker, Oklahoma	Semifinal (Rose)	Jan. 1, 2018

MOST INTERCEPTIONS MADE, SEMIFINALS

NO.	NAME, TEAM	GAME	DATE
2	Derion Kendrick, Georgia	Orange	Dec. 31, 2021
1	33 times. Last by:		
	Dee Winters, TCU	Fiesta	Dec. 31, 2022
	Bud Clark, TCU	Fiesta	Dec. 31, 2022
	Rod Moore, Michigan	Fiesta	Dec. 31, 2022
	Mike Sainristil, Michigan	Fiesta	Dec. 31, 2022
	S. Chambers, Ohio State	Peach	Dec. 31, 2022

MOST INTERCEPTIONS MADE, NATIONAL CHAMPIONSHIP

NO.	NAME, TEAM	GAME	DATE
2	Javon Bullard, Georgia	Los Angeles	Jan. 9, 2023
1	12 times. Last by:		
	Mike Sainristil, Michigan	Houston	Jan. 8, 2024
	Will Johnson, Michigan	Houston	Jan. 8, 2024

MOST INTERCEPTIONS MADE, SINGLE-GAME

NO.	NAME, TEAM	GAME	DATE
2	Javon Bullard, Georgia	NCG (Los Angeles)	Jan. 9, 2023
2	Derion Kendrick, Georgia	Semifinal (Orange)	Dec. 31, 2021
1	45 times. Last by:		
	Mike Sainristil, Michigan	NCG (Houston)	Jan. 8, 2024
	Will Johnson, Michigan	NCG (Houston)	Jan. 8, 2024

MOST INTERCEPTIONS MADE, CFP (FOUR-TEAM)

NO.	NAME, TEAM	GAMES	SEASON
2	Javon Bullard, Georgia	Peach & NCG	2022-23
2	Derion Kendrick, Georgia	Orange & NCG	2021-22
1	34 times. Last by:		
	Mike Sainristil, Michigan	Rose & NCG	2023-24
	Will Johnson, Michigan	Rose & NCG	2023-24

MOST INTERCEPTION RETURN YARDAGE, SEMIFINALS

NO.	NAME, TEAM	GAME	DATE
86	Van Smith, Clemson	Fiesta	Dec. 31, 2016 (1 INT)
41	Bud Clark, TCU	Fiesta	Dec. 31, 2022 (1 INT)
41	Steve Miller, Ohio State	Sugar	Jan. 1, 2015 (1 INT)
39	Dominick Sanders, Georgia	Rose	Jan. 1, 2018 (1 INT)
38	Sevyn Banks, Ohio State	Sugar	Jan. 1, 2021 (1 INT)

DEFENSE (CONTINUED)

MOST INTERCEPTION RETURN YARDAGE, NATIONAL CHAMPIONSHIP

NO.	NAME, TEAM	GAME	DATE
81	Mike Sainristil, Michigan	Houston	Jan. 8, 2024 (1 INT)
79	Kelee Ringo, Georgia	Indianapolis	Jan. 10, 2022 (1 INT)
46	Trayvon Mullen, Clemson	Bay Area	Jan. 7, 2019 (1 INT)
44	A.J. Terrell, Clemson	Bay Area	Jan. 7, 2019 (1 INT)
19	Raekwon Davis, Alabama	Atlanta	Jan. 8, 2018 (1 INT)

MOST INTERCEPTION RETURN YARDAGE, SINGLE-GAME

NO.	NAME, TEAM	GAME	DATE
86	Van Smith, Clemson	Semifinal (Fiesta)	Dec. 31, 2016 (1 INT)
81	Mike Sainristil, Michigan	NCG (Houston)	Jan. 8, 2024 (1 INT)
79	Kelee Ringo, Georgia	NCG (Indianapolis)	Jan. 10, 2022 (1 INT)
46	Trayvon Mullen, Clemson	NCG (Bay Area)	Jan. 7, 2019 (1 INT)
44	A.J. Terrell, Clemson	NCG (Bay Area)	Jan. 7, 2019 (1 INT)

MOST INTERCEPTION RETURN YARDAGE, CFP (FOUR-TEAM)

NO.	NAME, TEAM	GAMES	SEASON
86	Van Smith, Clemson	Fiesta & NCG	2016-17 (1 INT)
81	Mike Sainristil, Michigan	Rose & NCG	2023-24 (1 INT)
79	Kelee Ringo, Georgia	Orange & NCG	2021-22 (1 INT)
46	Trayvon Mullen, Clemson	Cotton & NCG	2018-19 (1 INT)
44	A.J. Terrell, Clemson	Cotton & NCG	2018-19 (1 INT)

LONGEST INTERCEPTION RETURN, SEMIFINALS

NO.	NAME, TEAM	GAME	DATE
86	Van Smith, Clemson	Fiesta	Dec. 31, 2016
41	Bud Clark, TCU	Fiesta	Dec. 31, 2022 (TD)
41	Steve Miller, Ohio State	Sugar	Jan. 1, 2015 (TD)
39	Dominick Sanders, Georgia	Rose	Jan. 1, 2018
38	Sevyn Banks, Ohio State	Sugar	Jan. 1, 2021

LONGEST INTERCEPTION RETURN, NATIONAL CHAMPIONSHIP

NO.	NAME, TEAM	GAME	DATE
81	Mike Sainristil, Michigan	Houston	Jan. 8, 2024
79	Kelee Ringo, Georgia	Indianapolis	Jan. 10, 2022 (TD)
46	Trayvon Mullen, Clemson	Bay Area	Jan. 7, 2019
44	A.J. Terrell, Clemson	Bay Area	Jan. 7, 2019 (TD)
19	Raekwon Davis, Alabama	Atlanta	Jan. 8, 2018

LONGEST INTERCEPTION RETURN, SINGLE-GAME

NO.	NAME, TEAM	GAME	DATE
86	Van Smith, Clemson	Semifinal (Fiesta)	Dec. 31, 2016
81	Mike Sainristil, Michigan	NCG (Houston)	Jan. 8, 2024
79	Kelee Ringo, Georgia	NCG (Indianapolis)	Jan. 10, 2022 (TD)
46	Trayvon Mullen, Clemson	NCG (Bay Area)	Jan. 7, 2019
44	A.J. Terrell, Clemson	NCG (Bay Area)	Jan. 7, 2019 (TD)

COLLEGE FOOTBALL PLAYOFF

INDIVIDUAL RECORDS

DEFENSE (CONTINUED)

LONGEST INTERCEPTION RETURN FOR TD, SEMIFINALS

NO.	NAME, TEAM	GAME	DATE
41	Bud Clark, TCU	Fiesta	Dec. 31, 2022
41	Steve Miller, Ohio State	Sugar	Jan. 1, 2015
29	Dee Winters, TCU	Fiesta	Dec. 31, 2022
26	Ryan Anderson, Alabama	Peach	Dec. 31, 2016
18	Mack Wilson, Alabama	Sugar	Jan. 1, 2018

LONGEST INTERCEPTION RETURN FOR TD, NATIONAL CHAMPIONSHIP

NO.	NAME, TEAM	GAME	DATE
79	Kelee Ringo, Georgia	Indianapolis	Jan. 10, 2022
44	A.J. Terrell, Clemson	Bay Area	Jan. 7, 2019

LONGEST INTERCEPTION RETURN FOR TD, SINGLE-GAME

NO.	NAME, TEAM	GAME	DATE
79	Kelee Ringo, Georgia	NCG (Indianapolis)	Jan. 10, 2022
44	A.J. Terrell, Clemson	NCG (Bay Area)	Jan. 7, 2019
41	Bud Clark, TCU	Semifinal (Fiesta)	Dec. 31, 2022
41	Steve Miller, Ohio State	Semifinal (Sugar)	Jan. 1, 2015
29	Dee Winters, TCU	Semifinal (Fiesta)	Dec. 31, 2022

MOST PASSES BROKEN UP, SEMIFINALS

NO.	NAME, TEAM	GAME	DATE
4	Xavier McKinney, Alabama	Orange	Dec. 29, 2018
4	Cyrus Jones, Alabama	Sugar	Jan. 1, 2015
3	J. Muhammad, Washington	Sugar	Jan. 1, 2024
3	T. Hodges-Tomlinson, TCU	Fiesta	Dec. 31, 2022
2	16 times. Last by: Deontae Lawson, Alabama	Rose	Jan. 1, 2024

MOST PASSES BROKEN UP, NATIONAL CHAMPIONSHIP

NO.	NAME, TEAM	GAME	DATE
3	Brian Branch, Alabama	Miami	Jan. 11, 2021
2	Nine times. Last by: Keon Sabb, Michigan	Houston	Jan. 8, 2024

MOST PASSES BROKEN UP, SINGLE-GAME

NO.	NAME, TEAM	GAME	DATE
4	Xavier McKinney, Alabama	Semifinal (Orange)	Dec. 29, 2018
4	Cyrus Jones, Alabama	Semifinal (Sugar)	Jan. 1, 2015
3	J. Muhammad, Washington	Semifinal (Sugar)	Jan. 1, 2024
3	T. Hodges-Tomlinson, TCU	Semifinal (Fiesta)	Dec. 31, 2022
3	Brian Branch, Alabama	NCG (Miami)	Jan. 11, 2021

DEFENSE (CONTINUED)

MOST PASSES BROKEN UP, CFP (FOUR-TEAM)

NO.	NAME, TEAM	GAMES	SEASON
5	Xavier McKinney, Alabama	Orange & NCG	2018-19
4	J. Muhammad, Washington	Sugar & NCG	2023-24
4	T. Hodges-Tomlinson, TCU	Fiesta & NCG	2022-23
4	Brian Branch, Alabama	Rose & NCG	2020-21
3	Seven times. Last by: James Skalski, Clemson A.J. Terrell, Clemson	Fiesta & NCG Fiesta & NCG	2019-20 2019-20

TEAM RECORDS

TOTAL OFFENSE

MOST PLAYS, SEMIFINALS

NO.	TEAM VS. OPPONENT	GAME	DATE
90	Clemson vs. Oklahoma	Orange	Dec. 31, 2015
87	Florida State vs. Oregon	Rose	Jan. 1, 2015
85	Ohio State vs. Clemson	Fiesta	Dec. 28, 2019
85	Clemson vs. Ohio State	Fiesta	Dec. 31, 2016
81	Oklahoma vs. Georgia	Rose	Jan. 1, 2018
81	Oregon vs. Florida State	Rose	Jan. 1, 2015

MOST PLAYS, NATIONAL CHAMPIONSHIP

NO.	TEAM VS. OPPONENT	GAME	DATE
99	Clemson vs. Alabama	Tampa	Jan. 9, 2017
85	Alabama vs. Georgia	Indianapolis	Jan. 10, 2022
85	Clemson vs. Alabama	Arizona	Jan. 11, 2016
84	Ohio State vs. Oregon	North Texas	Jan. 12, 2015
83	Alabama vs. Ohio State	Miami	Jan. 11, 2021

MOST PLAYS, SINGLE-GAME

NO.	TEAM VS. OPPONENT	GAME	DATE
99	Clemson vs. Alabama	NCG (Tampa)	Jan. 9, 2017
90	Clemson vs. Oklahoma	Semifinal (Orange)	Dec. 31, 2015
87	Florida State vs. Oregon	Semifinal (Rose)	Jan. 1, 2015
85	Alabama vs. Georgia	NCG (Indianapolis)	Jan. 10, 2022
85	Ohio State vs. Clemson	Semifinal (Fiesta)	Dec. 28, 2019
85	Clemson vs. Alabama	NCG (Arizona)	Jan. 11, 2016
85	Clemson vs. Ohio State	Semifinal (Fiesta)	Dec. 31, 2016

MOST PLAYS, CFP (FOUR-TEAM)

NO.	TEAM	GAMES	SEASON
184	Clemson	Fiesta & NCG	2016-17
175	Clemson	Orange & NCG	2015-16
162	Ohio State	Sugar & NCG	2014-15
160	Alabama	Cotton & NCG	2021-22
155	LSU	Peach & NCG	2019-20

FEWEST PLAYS, SEMIFINALS

NO.	TEAM VS. OPPONENT	GAME	DATE
55	Alabama vs. Notre Dame	Rose	Jan. 1, 2021
56	Ohio State vs. Clemson	Fiesta	Dec. 31, 2016
58	Cincinnati vs. Alabama	Cotton	Dec. 31, 2021
59	Michigan vs. Alabama	Rose	Jan. 1, 2024
60	Georgia vs. Ohio State	Peach	Dec. 31, 2022

FEWEST PLAYS, NATIONAL CHAMPIONSHIP

NO.	TEAM VS. OPPONENT	GAME	DATE
51	TCU vs. Georgia	Los Angeles	Jan. 9, 2023
56	Georgia vs. Alabama	Indianapolis	Jan. 10, 2022
57	Michigan vs. Washington	Houston	Jan. 8, 2024
62	Ohio State vs. Alabama	Miami	Jan. 11, 2021
63	Clemson vs. Alabama	Bay Area	Jan. 7, 2019

TOTAL OFFENSE (CONTINUED)

FEWEST PLAYS, SINGLE-GAME

NO.	TEAM VS. OPPONENT	GAME	DATE
51	TCU vs. Georgia	NCG (Los Angeles)	Jan. 9, 2023
55	Alabama vs. Notre Dame	Semifinal (Rose)	Jan. 1, 2021
56	Georgia vs. Alabama	NCG (Indianapolis)	Jan. 10, 2022
56	Ohio State vs. Clemson	Semifinal (Fiesta)	Dec. 31, 2016
57	Michigan vs. Washington	NCG (Houston)	Jan. 8, 2024

MOST TOTAL YARDS, SEMIFINALS

NO.	TEAM VS. OPPONENT	GAME	DATE	RUSH	PASS
692	LSU vs. Oklahoma	Peach	Dec. 28, 2019	160	532
639	Ohio State vs. Clemson	Sugar	Jan. 1, 2021	254	385
639	Oregon vs. Florida State	Rose	Jan. 1, 2015	301	338
538	Clemson vs. Notre Dame	Cotton	Dec. 29, 2018	211	327
537	Ohio State vs. Alabama	Sugar	Jan. 1, 2015	281	256

MOST TOTAL YARDS, NATIONAL CHAMPIONSHIP

NO.	TEAM VS. OPPONENT	GAME	DATE	RUSH	PASS
628	LSU vs. Clemson	New Orleans	Jan. 13, 2020	165	463
621	Alabama vs. Ohio State	Miami	Jan. 11, 2021	157	464
589	Georgia vs. TCU	Los Angeles	Jan. 9, 2023	254	335
550	Clemson vs. Alabama	Arizona	Jan. 11, 2016	145	405
538	Ohio State vs. Oregon	North Texas	Jan. 12, 2015	296	242

MOST TOTAL YARDS, SINGLE-GAME

NO.	TEAM VS. OPPONENT	GAME	DATE	RUSH	PASS
692	LSU vs. Oklahoma	Semifinal (Peach)	Dec. 28, 2019	160	532
639	Ohio State vs. Clemson	Semifinal (Sugar)	Jan. 1, 2021	254	385
639	Oregon vs. Florida State	Semifinal (Rose)	Jan. 1, 2015	301	338
628	LSU vs. Clemson	NCG (New Orleans)	Jan. 13, 2020	165	463
621	Alabama vs. Ohio State	NCG (Miami)	Jan. 11, 2021	157	464

MOST TOTAL YARDS, CFP (FOUR-TEAM)

NO.	TEAM	GAMES	SEASON	RUSH	PASS
1,320	LSU	Peach & NCG	2019-20	325	995
1,122	Georgia	Peach & NCG	2022-23	389	733
1,104	Oregon	Rose & NCG	2014-15	433	671
1,080	Clemson	Orange & NCG	2015-16	457	623
1,075	Ohio State	Sugar & NCG	2014-15	577	498

COLLEGE FOOTBALL PLAYOFF

TEAM RECORDS

TOTAL OFFENSE (CONTINUED)

FEWEST TOTAL YARDS, SEMIFINALS

NO.	TEAM VS. OPPONENT	GAME	DATE	RUSH	PASS
188	Clemson vs. Alabama	Sugar	Jan. 1, 2018	64	124
194	Washington vs. Alabama	Peach	Dec. 31, 2016	44	150
215	Ohio State vs. Clemson	Fiesta	Dec. 31, 2016	88	127
218	Cincinnati vs. Alabama	Cotton	Dec. 31, 2021	74	144
239	Michigan State vs. Alabama	Cotton	Dec. 31, 2015	29	210

FEWEST TOTAL YARDS, NATIONAL CHAMPIONSHIP

NO.	TEAM VS. OPPONENT	GAME	DATE	RUSH	PASS
188	TCU vs. Georgia	Los Angeles	Jan. 9, 2023	36	153
301	Washington vs. Michigan	Houston	Jan. 8, 2024	46	255
341	Ohio State vs. Alabama	Miami	Jan. 11, 2021	147	194
364	Georgia vs. Alabama	Indianapolis	Jan. 10, 2022	140	224
365	Georgia vs. Alabama	Atlanta	Jan. 8, 2018	133	232

FEWEST TOTAL YARDS, SINGLE-GAME

NO.	TEAM VS. OPPONENT	GAME	DATE	RUSH	PASS
188	TCU vs. Georgia	NCG (Los Angeles)	Jan. 9, 2023	36	153
188	Clemson vs. Alabama	Semifinal (Sugar)	Jan. 1, 2018	64	124
194	Washington vs. Alabama	Semifinal (Peach)	Dec. 31, 2016	44	150
215	Ohio State vs. Clemson	Semifinal (Fiesta)	Dec. 31, 2016	88	127
218	Cincinnati vs. Alabama	Semifinal (Cotton)	Dec. 31, 2021	74	144

MOST YARDS PER PLAY, SEMIFINALS

NO.	TEAM VS. OPPONENT	GAME	DATE	PLAYS	YDS.
9.4	LSU vs. Oklahoma	Peach	Dec. 28, 2019	74	692
8.9	Georgia vs. Ohio State	Peach	Dec. 31, 2022	60	533
8.9	Ohio State vs. Clemson	Sugar	Jan. 1, 2021	72	639
8.4	Georgia vs. Oklahoma	Rose	Jan. 1, 2018	63	527
7.9	Alabama vs. Notre Dame	Rose	Jan. 1, 2021	55	437
7.9	Oregon vs. Florida State	Rose	Jan. 1, 2015	81	639

MOST YARDS PER PLAY, NATIONAL CHAMPIONSHIP

NO.	TEAM VS. OPPONENT	GAME	DATE	PLAYS	YDS.
8.2	Georgia vs. TCU	Los Angeles	Jan. 9, 2023	72	589
7.8	Michigan vs. Washington	Houston	Jan. 8, 2024	47	443
7.8	LSU vs. Clemson	New Orleans	Jan. 13, 2020	81	628
7.7	Clemson vs. Alabama	Bay Area	Jan. 7, 2019	63	482
7.5	Alabama vs. Ohio State	Miami	Jan. 11, 2021	83	621

MOST YARDS PER PLAY, SINGLE-GAME

NO.	TEAM VS. OPPONENT	GAME	DATE	PLAYS	YDS.
9.4	LSU vs. Oklahoma	Semifinal (Peach)	Dec. 28, 2019	74	692
8.9	Georgia vs. Ohio State	Semifinal (Peach)	Dec. 31, 2022	60	533
8.9	Ohio State vs. Clemson	Semifinal (Sugar)	Jan. 1, 2021	72	639
8.4	Georgia vs. Oklahoma	Semifinal (Rose)	Jan. 1, 2018	63	527
8.2	Georgia vs. TCU	NCG (Los Angeles)	Jan. 9, 2023	72	589

TOTAL OFFENSE (CONTINUED)

FEWEST YARDS PER PLAY, SEMIFINALS

NO.	TEAM VS. OPPONENT	GAME	DATE	PLAYS	YDS.
2.9	Washington vs. Alabama	Peach	Dec. 31, 2016	67	194
3.6	Notre Dame vs. Clemson	Cotton	Dec. 29, 2018	69	248
3.7	Michigan State vs. Alabama	Cotton	Dec. 31, 2015	65	239
3.8	Cincinnati vs. Alabama	Cotton	Dec. 31, 2021	58	218
3.8	Ohio State vs. Clemson	Fiesta	Dec. 31, 2016	56	215

FEWEST YARDS PER PLAY, NATIONAL CHAMPIONSHIP

NO.	TEAM VS. OPPONENT	GAME	DATE	PLAYS	YDS.
3.7	TCU vs. Georgia	Los Angeles	Jan. 9, 2023	51	188
4.2	Washington vs. Michigan	Houston	Jan. 8, 2024	71	301
4.7	Alabama vs. Georgia	Indianapolis	Jan. 10, 2022	85	399
4.7	Georgia vs. Alabama	Atlanta	Jan. 8, 2018	77	365
5.2	Alabama vs. Georgia	Atlanta	Jan. 8, 2018	71	371
5.2	Clemson vs. Alabama	Tampa	Jan. 9, 2017	99	511

FEWEST YARDS PER PLAY, SINGLE-GAME

NO.	TEAM VS. OPPONENT	GAME	DATE	PLAYS	YDS.
2.9	Washington vs. Alabama	Semifinal (Peach)	Dec. 31, 2016	67	194
3.6	Notre Dame vs. Clemson	Semifinal (Cotton)	Dec. 29, 2018	69	248
3.7	TCU vs. Georgia	NCG (Los Angeles)	Jan. 9, 2023	51	188
3.7	Michigan State vs. Alabama	Semifinal (Cotton)	Dec. 31, 2015	65	239
3.8	Cincinnati vs. Alabama	Semifinal (Cotton)	Dec. 31, 2021	58	218
3.8	Ohio State vs. Clemson	Semifinal (Fiesta)	Dec. 31, 2016	56	215

RUSHING

MOST RUSHING ATTEMPTS, SEMIFINALS

NO.	TEAM VS. OPPONENT	GAME	DATE	YARDS
58	Clemson vs. Oklahoma	Orange	Dec. 31, 2015	312
50	Alabama vs. Washington	Peach	Dec. 31, 2016	269
48	Clemson vs. Ohio State	Fiesta	Dec. 31, 2016	205
47	Alabama vs. Cincinnati	Cotton	Dec. 31, 2021	301
45	Oklahoma vs. Georgia	Rose	Jan. 1, 2018	242
45	Oregon vs. Florida State	Rose	Jan. 1, 2015	301

MOST RUSHING ATTEMPTS, NATIONAL CHAMPIONSHIP

NO.	TEAM VS. OPPONENT	GAME	DATE	YARDS
61	Ohio State vs. Oregon	North Texas	Jan. 12, 2015	296
46	Alabama vs. Clemson	Arizona	Jan. 11, 2016	138
45	Georgia vs. Alabama	Atlanta	Jan. 8, 2018	133
44	Georgia vs. TCU	Los Angeles	Jan. 9, 2023	254
42	Clemson vs. Alabama	Tampa	Jan. 9, 2017	91

COLLEGE FOOTBALL PLAYOFF

TEAM RECORDS

RUSHING (CONTINUED)

MOST RUSHING ATTEMPTS, SINGLE-GAME

NO.	TEAM VS. OPPONENT	GAME	DATE	YARDS
61	Ohio State vs. Oregon	NCG (North Texas)	Jan. 12, 2015	296
58	Clemson vs. Oklahoma	Semifinal (Orange)	Dec. 31, 2015	312
50	Alabama vs. Washington	Semifinal (Peach)	Dec. 31, 2016	269
48	Clemson vs. Ohio State	Semifinal (Fiesta)	Dec. 31, 2016	205
46	Alabama vs. Clemson	NCG (Arizona)	Jan. 11, 2016	138

MOST RUSHING ATTEMPTS, CFP (FOUR-TEAM)

NO.	TEAM	GAMES	SEASON	YARDS
103	Ohio State	Sugar & NCG	2014-15	577
96	Clemson	Orange & NCG	2015-16	457
90	Clemson	Fiesta & NCG	2016-17	296
84	Alabama	Peach & NCG	2016-17	490
81	Alabama	Sugar & NCG	2017-18	325
81	Alabama	Cotton & NCG	2016-17	292

FEWEST RUSHING ATTEMPTS, SEMIFINALS

NO.	TEAM VS. OPPONENT	GAME	DATE	YARDS
22	Clemson vs. Ohio State	Sugar	Jan. 1, 2021	44
23	Ohio State vs. Clemson	Fiesta	Dec. 31, 2016	88
25	Alabama vs. Notre Dame	Rose	Jan. 1, 2021	140
26	Georgia vs. Ohio State	Peach	Dec. 31, 2022	135
26	Cincinnati vs. Alabama	Cotton	Dec. 31, 2021	74
26	Michigan State vs. Alabama	Cotton	Dec. 31, 2015	29

FEWEST RUSHING ATTEMPTS, NATIONAL CHAMPIONSHIP

NO.	TEAM VS. OPPONENT	GAME	DATE	YARDS
20	Washington vs. Michigan	Houston	Jan. 8, 2024	46
28	TCU vs. Georgia	Los Angeles	Jan. 9, 2023	36
28	Alabama vs. Georgia	Indianapolis	Jan. 10, 2022	30
28	Clemson vs. LSU	New Orleans	Jan. 13, 2020	160
29	Ohio State vs. Alabama	Miami	Jan. 11, 2021	147

FEWEST RUSHING ATTEMPTS, SINGLE-GAME

NO.	TEAM VS. OPPONENT	GAME	DATE	YARDS
20	Washington vs. Michigan	NCG (Houston)	Jan. 8, 2024	46
22	Clemson vs. Ohio State	Semifinal (Sugar)	Jan. 1, 2021	44
23	Ohio State vs. Clemson	Semifinal (Fiesta)	Dec. 31, 2016	88
25	Alabama vs. Notre Dame	Semifinal (Rose)	Jan. 1, 2021	140
26	Georgia vs. Ohio State	Semifinal (Peach)	Dec. 31, 2022	135
26	Cincinnati vs. Alabama	Semifinal (Cotton)	Dec. 31, 2021	74
26	Michigan State vs. Alabama	Semifinal (Cotton)	Dec. 31, 2015	29

RUSHING (CONTINUED)

MOST NET YARDS RUSHING, SEMIFINALS

NO.	TEAM VS. OPPONENT	GAME	DATE	ATT.
317	Georgia vs. Oklahoma	Rose	Jan. 1, 2018	34
312	Clemson vs. Oklahoma	Orange	Dec. 31, 2015	58
301	Alabama vs. Cincinnati	Cotton	Dec. 31, 2021	47
301	Oregon vs. Florida State	Rose	Jan. 1, 2015	45
281	Ohio State vs. Alabama	Sugar	Jan. 1, 2015	42

MOST NET YARDS RUSHING, NATIONAL CHAMPIONSHIP

NO.	TEAM VS. OPPONENT	GAME	DATE	ATT.
303	Michigan vs. Washington	Houston	Jan. 8, 2024	38
296	Ohio State vs. Oregon	North Texas	Jan. 12, 2015	61
254	Georgia vs. TCU	Los Angeles	Jan. 9, 2023	44
221	Alabama vs. Clemson	Tampa	Jan. 9, 2017	34
184	Alabama vs. Georgia	Atlanta	Jan. 8, 2018	39

MOST NET YARDS RUSHING, SINGLE-GAME

NO.	TEAM VS. OPPONENT	GAME	DATE	ATT.
317	Georgia vs. Oklahoma	Semifinal (Rose)	Jan. 1, 2018	34
312	Clemson vs. Oklahoma	Semifinal (Orange)	Dec. 31, 2015	58
303	Michigan vs. Washington	NCG (Houston)	Jan. 8, 2024	38
301	Alabama vs. Cincinnati	Semifinal (Cotton)	Dec. 31, 2021	47
301	Oregon vs. Florida State	Semifinal (Rose)	Jan. 1, 2015	45

MOST NET YARDS RUSHING, CFP (FOUR-TEAM)

NO.	TEAM	GAMES	SEASON	ATT.
577	Ohio State	Sugar & NCG	2014-15	103
490	Alabama	Peach & NCG	2016-17	84
457	Clemson	Orange & NCG	2015-16	96
450	Georgia	Rose & NCG	2017-18	79
433	Michigan	Rose & NCG	2023-24	70
433	Oregon	Rose & NCG	2014-15	78

FEWEST NET YARDS RUSHING, SEMIFINALS

NO.	TEAM VS. OPPONENT	GAME	DATE	ATT.
29	Michigan State vs. Alabama	Cotton	Dec. 31, 2015	26
44	Clemson vs. Ohio State	Sugar	Jan. 1, 2021	22
44	Washington vs. Alabama	Peach	Dec. 31, 2016	29
67	Oklahoma vs. Clemson	Orange	Dec. 31, 2015	33
74	Cincinnati vs. Alabama	Cotton	Dec. 31, 2021	26

FEWEST NET YARDS RUSHING, NATIONAL CHAMPIONSHIP

NO.	TEAM VS. OPPONENT	GAME	DATE	ATT.
30	Alabama vs. Georgia	Indianapolis	Jan. 10, 2022	28
36	TCU vs. Georgia	Los Angeles	Jan. 9, 2023	28
46	Washington vs. Michigan	Houston	Jan. 8, 2024	20
91	Clemson vs. Alabama	Tampa	Jan. 9, 2017	42
132	Oregon vs. Ohio State	North Texas	Jan. 12, 2015	33

COLLEGE FOOTBALL PLAYOFF

TEAM RECORDS

RUSHING (CONTINUED)

FEWEST NET YARDS RUSHING, SINGLE-GAME

NO.	TEAM VS. OPPONENT	GAME	DATE	ATT.
29	Michigan State vs. Alabama	Semifinal (Cotton)	Dec. 31, 2015	26
30	Alabama vs. Georgia	NCG (Indianapolis)	Jan. 10, 2022	28
36	TCU vs. Georgia	NCG (Los Angeles)	Jan. 9, 2023	28
44	Clemson vs. Ohio State	Semifinal (Sugar)	Jan. 1, 2021	22
44	Washington vs. Alabama	Semifinal (Peach)	Dec. 31, 2016	29

MOST YARDS PER RUSH, SEMIFINALS

NO.	TEAM VS. OPPONENT	GAME	DATE	ATT.	YDS.
9.3	Georgia vs. Oklahoma	Rose	Jan. 1, 2018	34	317
6.7	Oregon vs. Florida State	Rose	Jan. 1, 2015	45	301
6.7	Ohio State vs. Alabama	Sugar	Jan. 1, 2015	42	281
6.4	Texas vs. Washington	Sugar	Jan. 1, 2024	28	180
6.4	TCU vs. Michigan	Fiesta	Dec. 31, 2022	41	263
6.4	Alabama vs. Cincinnati	Cotton	Dec. 31, 2021	47	301

MOST YARDS PER RUSH, NATIONAL CHAMPIONSHIP

NO.	TEAM VS. OPPONENT	GAME	DATE	ATT.	YDS.
8.0	Michigan vs. Washington	Houston	Jan. 8, 2024	38	303
6.5	Alabama vs. Clemson	Tampa	Jan. 9, 2017	34	221
5.8	Georgia vs. TCU	Los Angeles	Jan. 9, 2023	44	254
5.7	Clemson vs. LSU	New Orleans	Jan. 13, 2020	28	160
5.2	LSU vs. Clemson	New Orleans	Jan. 13, 2020	32	165

MOST YARDS PER RUSH, SINGLE-GAME

NO.	TEAM VS. OPPONENT	GAME	DATE	ATT.	YDS.
9.3	Georgia vs. Oklahoma	Semifinal (Rose)	Jan. 1, 2018	34	317
8.0	Michigan vs. Washington	NCG (Houston)	Jan. 8, 2024	38	303
6.7	Oregon vs. Florida State	Semifinal (Rose)	Jan. 1, 2015	45	301
6.7	Ohio State vs. Alabama	Semifinal (Sugar)	Jan. 1, 2015	42	281
6.5	Alabama vs. Clemson	NCG (Tampa)	Jan. 9, 2017	34	221

FEWEST YARDS PER RUSH, SEMIFINALS

NO.	TEAM VS. OPPONENT	GAME	DATE	ATT.	YDS.
1.1	Michigan State vs. Alabama	Cotton	Dec. 31, 2015	26	29
1.5	Washington vs. Alabama	Peach	Dec. 31, 2016	29	44
2.0	Clemson vs. Ohio State	Sugar	Jan. 1, 2021	22	44
2.0	Oklahoma vs. Clemson	Orange	Dec. 31, 2015	33	67
2.5	Notre Dame vs. Clemson	Cotton	Dec. 29, 2018	35	88

FEWEST YARDS PER RUSH, NATIONAL CHAMPIONSHIP

NO.	TEAM VS. OPPONENT	GAME	DATE	ATT.	YDS.
1.1	Alabama vs. Georgia	Indianapolis	Jan. 10, 2022	28	30
1.3	TCU vs. Georgia	Los Angeles	Jan. 9, 2023	28	36
2.2	Clemson vs. Alabama	Tampa	Jan. 9, 2017	42	91
2.3	Washington vs. Michigan	Houston	Jan. 8, 2024	20	46
3.0	Georgia vs. Alabama	Atlanta	Jan. 8, 2018	45	133
3.0	Alabama vs. Clemson	Arizona	Jan. 11, 2016	46	138

RUSHING (CONTINUED)

FEWEST YARDS PER RUSH, SINGLE-GAME

NO.	TEAM VS. OPPONENT	GAME	DATE	ATT.	YDS.
1.1	Alabama vs. Georgia	NCG (Indianapolis)	Jan. 10, 2022	28	30
1.1	Michigan State vs. Alabama	Semifinal (Cotton)	Dec. 31, 2015	26	29
1.3	TCU vs. Georgia	NCG (Los Angeles)	Jan. 9, 2023	28	36
1.5	Washington vs. Alabama	Semifinal (Peach)	Dec. 31, 2016	29	44
2.0	Clemson vs. Ohio State	Semifinal (Sugar)	Jan. 1, 2021	22	44
2.0	Oklahoma vs. Clemson	Semifinal (Orange)	Dec. 31, 2015	33	67

PASSING

MOST PASSING ATTEMPTS, SEMIFINALS

NO.	TEAM VS. OPPONENT	GAME	DATE	C-A-I	YDS.
48	Clemson vs. Ohio State	Sugar	Jan. 1, 2021	33-48-1	400
48	Florida State vs. Oregon	Rose	Jan. 1, 2015	29-48-1	348
46	Ohio State vs. Clemson	Fiesta	Dec. 28, 2019	30-46-2	320
43	Texas vs. Washington	Sugar	Jan. 1, 2024	24-43-0	318
43	Oklahoma vs. Clemson	Orange	Dec. 31, 2015	26-43-2	311

MOST PASSING ATTEMPTS, NATIONAL CHAMPIONSHIP

NO.	TEAM VS. OPPONENT	GAME	DATE	C-A-I	YDS.
57	Alabama vs. Georgia	Indianapolis	Jan. 10, 2022	35-57-2	369
57	Clemson vs. Alabama	Tampa	Jan. 9, 2017	36-57-0	420
51	Washington vs. Michigan	Houston	Jan. 8, 2024	27-51-2	255
49	LSU vs. Clemson	New Orleans	Jan. 13, 2020	31-49-0	463
47	Clemson vs. Alabama	Arizona	Jan. 11, 2016	30-47-1	405

MOST PASSING ATTEMPTS, SINGLE-GAME

NO.	TEAM VS. OPPONENT	GAME	DATE	C-A-I	YDS.
57	Alabama vs. Georgia	NCG (Indianapolis)	Jan. 10, 2022	35-57-2	369
57	Clemson vs. Alabama	NCG (Tampa)	Jan. 9, 2017	36-57-0	420
51	Washington vs. Michigan	NCG (Houston)	Jan. 8, 2024	27-51-2	255
49	LSU vs. Clemson	NCG (New Orleans)	Jan. 13, 2020	31-49-0	463
48	Clemson vs. Ohio State	Semifinal (Sugar)	Jan. 1, 2021	33-48-1	400
48	Florida State vs. Oregon	Semifinal (Rose)	Jan. 1, 2015	29-48-1	348

MOST PASSING ATTEMPTS, CFP (FOUR-TEAM)

NO.	TEAM	GAMES	SEASON	C-A-I	YDS.
94	Clemson	Fiesta & NCG	2016-17	60-94-2	685
91	LSU	Peach & NCG	2019-20	63-91-0	995
90	Washington	Sugar & NCG	2023-24	56-90-0	685
85	Alabama	Cotton & NCG	2021-22	52-85-3	550
79	Clemson	Orange & NCG	2015-16	47-79-2	623

COLLEGE FOOTBALL PLAYOFF

TEAM RECORDS

PASSING (CONTINUED)

FEWEST PASSING ATTEMPTS, SEMIFINALS

NO.	TEAM VS. OPPONENT	GAME	DATE	C-A-I	YDS.
14	Alabama vs. Washington	Peach	Dec. 31, 2016	7-14-0	57
23	Alabama vs. Michigan	Rose	Jan. 1, 2024	16-23-0	116
27	Michigan vs. Alabama	Rose	Jan. 1, 2024	17-27-0	221
28	Alabama vs. Cincinnati	Cotton	Dec. 31, 2021	17-28-1	181
28	Ohio State vs. Clemson	Sugar	Jan. 1, 2021	22-28-1	385
28	Alabama vs. Oklahoma	Orange	Dec. 29, 2018	25-28-0	328

FEWEST PASSING ATTEMPTS, NATIONAL CHAMPIONSHIP

NO.	TEAM VS. OPPONENT	GAME	DATE	C-A-I	YDS.
19	Michigan vs. Washington	Houston	Jan. 8, 2024	10-19-0	140
23	TCU vs. Georgia	Los Angeles	Jan. 9, 2023	14-23-2	152
23	Ohio State vs. Oregon	North Texas	Jan. 12, 2015	16-23-1	242
25	Alabama vs. Clemson	Arizona	Jan. 11, 2016	16-25-0	335
26	Georgia vs. Alabama	Indianapolis	Jan. 10, 2022	17-26-0	224

FEWEST PASSING ATTEMPTS, SINGLE-GAME

NO.	TEAM VS. OPPONENT	GAME	DATE	C-A-I	YDS.
14	Alabama vs. Washington	Semifinal (Peach)	Dec. 31, 2016	7-14-0	57
23	Alabama vs. Michigan	Semifinal (Rose)	Jan. 1, 2024	16-23-0	116
23	TCU vs. Georgia	NCG (Los Angeles)	Jan. 9, 2023	14-23-2	152
23	Ohio State vs. Oregon	NCG (North Texas)	Jan. 12, 2015	16-23-1	242
25	Alabama vs. Clemson	NCG (Arizona)	Jan. 11, 2016	16-25-0	335

MOST COMPLETIONS, SEMIFINALS

NO.	TEAM VS. OPPONENT	GAME	DATE	C-A-I	YDS.
33	Clemson vs. Ohio State	Sugar	Jan. 1, 2021	33-48-1	400
32	LSU vs. Oklahoma	Peach	Dec. 28, 2019	32-42-0	532
30	Ohio State vs. Clemson	Fiesta	Dec. 28, 2019	30-46-2	320
29	Washington vs. Texas	Sugar	Jan. 1, 2024	29-39-0	430
29	Florida State vs. Oregon	Rose	Jan. 1, 2015	29-48-1	348

MOST COMPLETIONS, NATIONAL CHAMPIONSHIP

NO.	TEAM VS. OPPONENT	GAME	DATE	C-A-I	YDS.
36	Alabama vs. Ohio State	Miami	Jan. 11, 2021	36-45-0	464
36	Clemson vs. Alabama	Tampa	Jan. 9, 2017	36-57-0	420
35	Alabama vs. Georgia	Indianapolis	Jan. 10, 2022	35-57-2	369
31	LSU vs. Clemson	New Orleans	Jan. 13, 2020	31-49-0	463
30	Clemson vs. Alabama	Arizona	Jan. 11, 2016	30-47-1	405

MOST COMPLETIONS, SINGLE-GAME

NO.	TEAM VS. OPPONENT	GAME	DATE	C-A-I	YDS.
36	Alabama vs. Ohio State	NCG (Miami)	Jan. 11, 2021	36-45-0	464
36	Clemson vs. Alabama	NCG (Tampa)	Jan. 9, 2017	36-57-0	420
35	Alabama vs. Georgia	NCG (Indianapolis)	Jan. 10, 2022	35-57-2	369
33	Clemson vs. Ohio State	Semifinal (Sugar)	Jan. 1, 2021	33-48-1	400
32	LSU vs. Oklahoma	Semifinal (Peach)	Dec. 28, 2019	32-42-0	532

PASSING (CONTINUED)

MOST COMPLETIONS, CFP (FOUR-TEAM)

NO.	TEAM	GAMES	SEASON	C-A-I	YDS.
63	LSU	Peach & NCG	2019-20	63-91-0	995
61	Alabama	Rose & NCG	2020-21	61-75-0	761
60	Clemson	Fiesta & NCG	2016-17	60-94-2	685
56	Washington	Sugar & NCG	2023-24	56-90-0	685
52	Alabama	Cotton & NCG	2021-22	52-85-3	550

FEWEST COMPLETIONS, SEMIFINALS

NO.	TEAM VS. OPPONENT	GAME	DATE	C-A-I	YDS.
7	Alabama vs. Washington	Peach	Dec. 31, 2016	7-14-0	57
14	TCU vs. Michigan	Fiesta	Dec. 31, 2022	14-29-2	225
16	Alabama vs. Michigan	Rose	Jan. 1, 2024	16-23-0	116
16	Oklahoma vs. LSU	Peach	Dec. 28, 2019	16-34-1	225
17	Five times. Last by: Michigan vs. Alabama	Rose	Jan. 1, 2024	17-27-0	221

FEWEST COMPLETIONS, NATIONAL CHAMPIONSHIP

NO.	TEAM VS. OPPONENT	GAME	DATE	C-A-I	YDS.
10	Michigan vs. Washington	Houston	Jan. 8, 2024	10-19-0	140
14	TCU vs. Georgia	Los Angeles	Jan. 9, 2023	14-23-2	152
14	Alabama vs. Clemson	Tampa	Jan. 9, 2017	14-32-0	155
16	Georgia vs. Alabama	Atlanta	Jan. 8, 2018	16-32-2	232
16	Alabama vs. Clemson	Arizona	Jan. 11, 2016	16-25-0	335
16	Ohio State vs. Oregon	North Texas	Jan. 12, 2015	16-23-1	242

FEWEST COMPLETIONS, SINGLE-GAME

NO.	TEAM VS. OPPONENT	GAME	DATE	C-A-I	YDS.
7	Alabama vs. Washington	Semifinal (Peach)	Dec. 31, 2016	7-14-0	57
10	Michigan vs. Washington	NCG (Houston)	Jan. 8, 2024	10-19-0	140
14	TCU vs. Georgia	NCG (Los Angeles)	Jan. 9, 2023	14-23-2	152
14	TCU vs. Michigan	Semifinal (Fiesta)	Dec. 31, 2022	14-29-2	225
14	Alabama vs. Clemson	NCG (Tampa)	Jan. 9, 2017	14-32-0	155

HIGHEST COMPLETION %, SEMIFINALS

%	TEAM VS. OPPONENT	GAME	DATE	C-A-I
.893	Alabama vs. Oklahoma	Orange	Dec. 29, 2018	25-28-0
.833	Alabama vs. Notre Dame	Rose	Jan. 1, 2021	25-30-0
.806	Alabama vs. Michigan State	Cotton	Dec. 31, 2015	25-31-0
.786	Ohio State vs. Clemson	Sugar	Jan. 1, 2021	22-28-1
.762	LSU vs. Oklahoma	Peach	Dec. 28, 2019	32-42-0

HIGHEST COMPLETION %, NATIONAL CHAMPIONSHIP

%	TEAM VS. OPPONENT	GAME	DATE	C-A-I
.800	Alabama vs. Ohio State	Miami	Jan. 11, 2021	36-45-0
.714	Georgia vs. TCU	Los Angeles	Jan. 9, 2023	20-28-0
.696	Ohio State vs. Oregon	North Texas	Jan. 12, 2015	16-23-1
.654	Georgia vs. Alabama	Indianapolis	Jan. 10, 2022	17-26-0
.640	Alabama vs. Clemson	Arizona	Jan. 11, 2016	16-25-0

COLLEGE FOOTBALL PLAYOFF

TEAM RECORDS

PASSING (CONTINUED)

HIGHEST COMPLETION %, SINGLE-GAME

%	TEAM VS. OPPONENT	GAME	DATE	C-A-I
.893	Alabama vs. Oklahoma	Semifinal (Orange)	Dec. 29, 2018	25-28-0
.833	Alabama vs. Notre Dame	Semifinal (Rose)	Jan. 1, 2021	25-30-0
.806	Alabama vs. Michigan State	Semifinal (Cotton)	Dec. 31, 2015	25-31-0
.800	Alabama vs. Ohio State	NCG (Miami)	Jan. 11, 2021	36-45-0
.786	Ohio State vs. Clemson	Semifinal (Sugar)	Jan. 1, 2021	22-28-1

LOWEST COMPLETION %, SEMIFINALS

%	TEAM VS. OPPONENT	GAME	DATE	C-A-I
.471	Oklahoma vs. LSU	Peach	Dec. 28, 2019	16-34-1
.483	TCU vs. Michigan	Fiesta	Dec. 31, 2022	14-29-2
.487	Michigan State vs. Alabama	Cotton	Dec. 31, 2015	19-39-2
.500	Michigan vs. Georgia	Orange	Dec. 31, 2021	18-36-2
.500	Notre Dame vs. Clemson	Cotton	Dec. 29, 2018	17-34-1
.500	Alabama vs. Washington	Peach	Dec. 31, 2016	7-14-0

LOWEST COMPLETION %, NATIONAL CHAMPIONSHIP

%	TEAM VS. OPPONENT	GAME	DATE	C-A-I
.438	Alabama vs. Clemson	Tampa	Jan. 9, 2017	14-32-0
.486	Clemson vs. LSU	New Orleans	Jan. 13, 2020	18-37-0
.500	Georgia vs. Alabama	Atlanta	Jan. 8, 2018	16-32-2
.515	Ohio State vs. Alabama	Miami	Jan. 11, 2021	17-33-0
.526	Michigan vs. Washington	Houston	Jan. 8, 2024	10-19-0

LOWEST COMPLETION %, SINGLE-GAME

%	TEAM VS. OPPONENT	GAME	DATE	C-A-I
.438	Alabama vs. Clemson	NCG (Tampa)	Jan. 9, 2017	14-32-0
.471	Oklahoma vs. LSU	Semifinal (Peach)	Dec. 28, 2019	16-34-1
.483	TCU vs. Michigan	Semifinal (Fiesta)	Dec. 31, 2022	14-29-2
.486	Clemson vs. LSU	NCG (New Orleans)	Jan. 13, 2020	18-37-0
.487	Michigan State vs. Alabama	Semifinal (Cotton)	Dec. 31, 2015	19-39-2

MOST NET YARDS PASSING, SEMIFINALS

NO.	TEAM VS. OPPONENT	GAME	DATE	C-A-I
532	LSU vs. Oklahoma	Peach	Dec. 28, 2019	32-42-0
430	Washington vs. Texas	Sugar	Jan. 1, 2024	29-39-0
400	Clemson vs. Ohio State	Sugar	Jan. 1, 2021	33-48-1
398	Georgia vs. Ohio State	Peach	Dec. 31, 2022	23-34-1
385	Ohio State vs. Clemson	Sugar	Jan. 1, 2021	22-28-1

MOST NET YARDS PASSING, NATIONAL CHAMPIONSHIP

NO.	TEAM VS. OPPONENT	GAME	DATE	C-A-I
464	Alabama vs. Ohio State	Miami	Jan. 11, 2021	36-45-0
463	LSU vs. Clemson	New Orleans	Jan. 13, 2020	31-49-0
420	Clemson vs. Alabama	Tampa	Jan. 9, 2017	36-57-0
405	Clemson vs. Alabama	Arizona	Jan. 11, 2016	30-47-1
369	Alabama vs. Georgia	Indianapolis	Jan. 10, 2022	35-57-2

PASSING (CONTINUED)

MOST NET YARDS PASSING, SINGLE-GAME

NO.	TEAM VS. OPPONENT	GAME	DATE	C-A-I
532	LSU vs. Oklahoma	Semifinal (Peach)	Dec. 28, 2019	32-42-0
464	Alabama vs. Ohio State	NCG (Miami)	Jan. 11, 2021	36-45-0
463	LSU vs. Clemson	NCG (New Orleans)	Jan. 13, 2020	31-49-0
430	Washington vs. Texas	Semifinal (Sugar)	Jan. 1, 2024	29-39-0
420	Clemson vs. Alabama	NCG (Tampa)	Jan. 9, 2017	36-57-0

MOST NET YARDS PASSING, CFP (FOUR-TEAM)

NO.	TEAM	GAMES	SEASON	C-A-I
995	LSU	Peach & NCG	2019-20	63-91-0
761	Alabama	Rose & NCG	2020-21	61-75-0
733	Georgia	Peach & NCG	2022-23	43-62-1
685	Washington	Sugar & NCG	2023-24	56-90-0
685	Clemson	Fiesta & NCG	2016-17	60-94-2

FEWEST NET YARDS PASSING, SEMIFINALS

NO.	TEAM VS. OPPONENT	GAME	DATE	C-A-I
57	Alabama vs. Washington	Peach	Dec. 31, 2016	7-14-0
116	Alabama vs. Michigan	Rose	Jan. 1, 2024	16-23-0
120	Alabama vs. Clemson	Sugar	Jan. 1, 2018	16-24-0
124	Clemson vs. Alabama	Sugar	Jan. 1, 2018	18-37-2
127	Ohio State vs. Clemson	Fiesta	Dec. 31, 2016	19-33-2

FEWEST NET YARDS PASSING, NATIONAL CHAMPIONSHIP

NO.	TEAM VS. OPPONENT	GAME	DATE	C-A-I
140	Michigan vs. Washington	Houston	Jan. 8, 2024	10-19-0
152	TCU vs. Georgia	Los Angeles	Jan. 9, 2023	14-23-2
155	Alabama vs. Clemson	Tampa	Jan. 9, 2017	14-32-0
187	Alabama vs. Georgia	Atlanta	Jan. 8, 2018	17-32-1
194	Ohio State vs. Alabama	Miami	Jan. 11, 2021	17-33-0

FEWEST NET YARDS PASSING, SINGLE-GAME

NO.	TEAM VS. OPPONENT	GAME	DATE	C-A-I
57	Alabama vs. Washington	Semifinal (Peach)	Dec. 31, 2016	7-14-0
116	Alabama vs. Michigan	Semifinal (Rose)	Jan. 1, 2024	16-23-0
120	Alabama vs. Clemson	Semifinal (Sugar)	Jan. 1, 2018	16-24-0
124	Clemson vs. Alabama	Semifinal (Sugar)	Jan. 1, 2018	18-37-2
127	Ohio State vs. Clemson	Semifinal (Fiesta)	Dec. 31, 2016	19-33-2

MOST YARDS PER COMPLETION, SEMIFINALS

NO.	TEAM VS. OPPONENT	GAME	DATE	C-A-I	YDS.
18.1	Oklahoma vs. Alabama	Orange	Dec. 29, 2018	19-37-0	344
17.5	Ohio State vs. Clemson	Sugar	Jan. 1, 2021	22-28-1	385
17.3	Georgia vs. Ohio State	Peach	Dec. 31, 2022	23-34-1	398
16.6	LSU vs. Oklahoma	Peach	Dec. 28, 2019	32-42-0	532
16.3	Michigan vs. TCU	Fiesta	Dec. 31, 2022	21-35-2	342

COLLEGE FOOTBALL PLAYOFF

TEAM RECORDS

PASSING (CONTINUED)

MOST YARDS PER COMPLETION, NATIONAL CHAMPIONSHIP

NO.	TEAM VS. OPPONENT	GAME	DATE	C-A-I	YDS.
20.9	Alabama vs. Clemson	Arizona	Jan. 11, 2016	16-25-0	335
17.4	Clemson vs. Alabama	Bay Area	Jan. 7, 2019	20-32-0	347
16.8	Georgia vs. TCU	Los Angeles	Jan. 9, 2023	20-28-0	335
15.1	Ohio State vs. Oregon	North Texas	Jan. 12, 2015	16-23-1	242
14.9	LSU vs. Clemson	New Orleans	Jan. 13, 2020	31-49-0	463

MOST YARDS PER COMPLETION, SINGLE-GAME

NO.	TEAM VS. OPPONENT	GAME	DATE	C-A-I	YDS.
20.9	Alabama vs. Clemson	NCG (Arizona)	Jan. 11, 2016	16-25-0	335
18.1	Oklahoma vs. Alabama	Semifinal (Orange)	Dec. 29, 2018	19-37-0	344
17.5	Ohio State vs. Clemson	Semifinal (Sugar)	Jan. 1, 2021	22-28-1	385
17.4	Clemson vs. Alabama	NCG (Bay Area)	Jan. 7, 2019	20-32-0	347
17.3	Georgia vs. Ohio State	Semifinal (Peach)	Dec. 31, 2022	23-34-1	398

FEWEST YARDS PER COMPLETION, SEMIFINALS

NO.	TEAM VS. OPPONENT	GAME	DATE	C-A-I	YDS.
6.7	Ohio State vs. Clemson	Fiesta	Dec. 31, 2016	19-33-2	127
6.9	Clemson vs. Alabama	Sugar	Jan. 1, 2018	18-37-2	124
7.2	Alabama vs. Michigan	Rose	Jan. 1, 2024	16-23-0	116
7.5	Alabama vs. Clemson	Sugar	Jan. 1, 2018	16-24-0	120
7.5	Washington vs. Alabama	Peach	Dec. 31, 2016	20-38-2	150

FEWEST YARDS PER COMPLETION, NATIONAL CHAMPIONSHIP

NO.	TEAM VS. OPPONENT	GAME	DATE	C-A-I	YDS.
9.4	Washington vs. Michigan	Houston	Jan. 8, 2024	27-51-2	255
10.5	Alabama vs. Georgia	Indianapolis	Jan. 10, 2022	35-57-2	369
10.9	TCU vs. Georgia	Los Angeles	Jan. 9, 2023	14-23-2	152
11.0	Alabama vs. Georgia	Atlanta	Jan. 8, 2018	17-32-1	187
11.1	Alabama vs. Clemson	Tampa	Jan. 9, 2017	14-32-0	155

FEWEST YARDS PER COMPLETION, SINGLE-GAME

NO.	TEAM VS. OPPONENT	GAME	DATE	C-A-I	YDS.
6.7	Ohio State vs. Clemson	Semifinal (Fiesta)	Dec. 31, 2016	19-33-2	127
6.9	Clemson vs. Alabama	Semifinal (Sugar)	Jan. 1, 2018	18-37-2	124
7.2	Alabama vs. Michigan	Semifinal (Rose)	Jan. 1, 2024	16-23-0	116
7.5	Alabama vs. Clemson	Semifinal (Sugar)	Jan. 1, 2018	16-24-0	120
7.5	Washington vs. Alabama	Semifinal (Peach)	Dec. 31, 2016	20-38-2	150

MOST YARDS PER ATTEMPT, SEMIFINALS

NO.	TEAM VS. OPPONENT	GAME	DATE	C-A-I	YDS.
13.8	Ohio State vs. Clemson	Sugar	Jan. 1, 2021	22-28-1	385
12.7	LSU vs. Oklahoma	Peach	Dec. 28, 2019	32-42-0	532
11.7	Georgia vs. Ohio State	Peach	Dec. 31, 2022	23-34-1	398
11.7	Alabama vs. Oklahoma	Orange	Dec. 29, 2018	25-28-0	328
11.0	Washington vs. Texas	Sugar	Jan. 1, 2024	29-39-0	430

PASSING (CONTINUED)

MOST YARDS PER ATTEMPT, NATIONAL CHAMPIONSHIP

NO.	TEAM VS. OPPONENT	GAME	DATE	C-A-I	YDS.
13.4	Alabama vs. Clemson	Arizona	Jan. 11, 2016	16-25-0	335
10.8	Clemson vs. Alabama	Bay Area	Jan. 7, 2019	20-32-0	347
10.5	Ohio State vs. Oregon	North Texas	Jan. 12, 2015	16-23-1	242
10.3	Alabama vs. Ohio State	Miami	Jan. 11, 2021	36-45-0	464
9.8	Georgia vs. TCU	Los Angeles	Jan. 9, 2023	21-35-2	342

MOST YARDS PER ATTEMPT, SINGLE-GAME

NO.	TEAM VS. OPPONENT	GAME	DATE	C-A-I	YDS.
13.8	Ohio State vs. Clemson	Semifinal (Sugar)	Jan. 1, 2021	22-28-1	385
13.4	Alabama vs. Clemson	NCG (Arizona)	Jan. 11, 2016	16-25-0	335
12.7	LSU vs. Oklahoma	Semifinal (Peach)	Dec. 28, 2019	32-42-0	532
11.7	Georgia vs. Ohio State	Semifinal (Peach)	Dec. 31, 2022	23-34-1	398
11.7	Alabama vs. Oklahoma	Semifinal (Orange)	Dec. 29, 2018	25-28-0	328

FEWEST YARDS PER ATTEMPT, SEMIFINALS

NO.	TEAM VS. OPPONENT	GAME	DATE	C-A-I	YDS.
3.4	Clemson vs. Alabama	Sugar	Jan. 1, 2018	18-37-2	124
3.8	Ohio State vs. Clemson	Fiesta	Dec. 31, 2016	19-33-2	127
3.9	Washington vs. Alabama	Peach	Dec. 31, 2016	20-38-2	150
4.1	Alabama vs. Washington	Peach	Dec. 31, 2016	7-14-0	57
4.5	Cincinnati vs. Alabama	Cotton	Dec. 31, 2021	17-32-0	144

FEWEST YARDS PER ATTEMPT, NATIONAL CHAMPIONSHIP

NO.	TEAM VS. OPPONENT	GAME	DATE	C-A-I	YDS.
4.8	Alabama vs. Clemson	Tampa	Jan. 9, 2017	14-32-0	155
5.0	Washington vs. Michigan	Houston	Jan. 8, 2024	27-51-2	255
5.8	Alabama vs. Georgia	Atlanta	Jan. 8, 2018	17-32-1	187
5.9	Ohio State vs. Alabama	Miami	Jan. 11, 2021	17-33-0	194
6.3	Clemson vs. LSU	New Orleans	Jan. 13, 2020	18-37-0	234

FEWEST YARDS PER ATTEMPT, SINGLE-GAME

NO.	TEAM VS. OPPONENT	GAME	DATE	C-A-I	YDS.
3.4	Clemson vs. Alabama	Semifinal (Sugar)	Jan. 1, 2018	18-37-2	124
3.8	Ohio State vs. Clemson	Semifinal (Fiesta)	Dec. 31, 2016	19-33-2	127
3.9	Washington vs. Alabama	Semifinal (Peach)	Dec. 31, 2016	20-38-2	150
4.1	Alabama vs. Washington	Semifinal (Peach)	Dec. 31, 2016	7-14-0	57
4.5	Cincinnati vs. Alabama	Semifinal (Cotton)	Dec. 31, 2021	17-32-0	144

MOST PASSES HAD INTERCEPTED, SEMIFINALS

NO.	TEAM VS. OPPONENT	GAME	DATE
3	Alabama vs. Ohio State	Sugar	Jan. 1, 2015
2	10 times. Last by: Michigan vs. TCU	Fiesta	Dec. 31, 2022
	TCU vs. Michigan	Fiesta	Dec. 31, 2022

COLLEGE FOOTBALL PLAYOFF

TEAM RECORDS

PASSING (CONTINUED)

MOST PASSES HAD INTERCEPTED, NATIONAL CHAMPIONSHIP

NO.	TEAM VS. OPPONENT	GAME	DATE
2	Washington vs. Michigan	Houston	Jan. 8, 2024
2	TCU vs. Georgia	Los Angeles	Jan. 9, 2023
2	Alabama vs. Georgia	Indianapolis	Jan. 10, 2022
2	Alabama vs. Clemson	Bay Area	Jan. 7, 2019
2	Georgia vs. Alabama	Atlanta	Jan. 8, 2018

MOST PASSES HAD INTERCEPTED, SINGLE-GAME

NO.	TEAM VS. OPPONENT	GAME	DATE
3	Alabama vs. Ohio State	Semifinal (Sugar)	Jan. 1, 2015
2	15 times. Last by: Washington vs. Michigan	NCG (Houston)	Jan. 8, 2024

MOST PASSES HAD INTERCEPTED, CFP (FOUR-TEAM)

NO.	TEAM	GAMES	SEASON
4	TCU	Fiesta & NCG	2022-23
3	Alabama	Cotton & NCG	2021-22
2	Six times. Last by: Washington	Sugar & NCG	2023-24

SCORING

MOST POINTS, SEMIFINALS

NO.	TEAM VS. OPPONENT	GAME	DATE
63	LSU vs. Oklahoma	Peach	Dec. 28, 2019
59	Oregon vs. Florida State	Rose	Jan. 1, 2015
54	Georgia vs. Oklahoma	Rose	Jan. 1, 2018
51	TCU vs. Michigan	Fiesta	Dec. 31, 2022
49	Ohio State vs. Clemson	Sugar	Jan. 1, 2021

MOST POINTS, NATIONAL CHAMPIONSHIP

NO.	TEAM VS. OPPONENT	GAME	DATE
65	Georgia vs. TCU	Los Angeles	Jan. 9, 2023
52	Alabama vs. Ohio State	Miami	Jan. 11, 2021
45	Alabama vs. Clemson	Arizona	Jan. 11, 2016
44	Clemson vs. Alabama	Bay Area	Jan. 7, 2019
42	LSU vs. Clemson	New Orleans	Jan. 13, 2020
42	Ohio State vs. Oregon	North Texas	Jan. 12, 2015

MOST POINTS, SINGLE-GAME

NO.	TEAM VS. OPPONENT	GAME	DATE
65	Georgia vs. TCU	NCG (Los Angeles)	Jan. 9, 2023
63	LSU vs. Oklahoma	Semifinal (Peach)	Dec. 28, 2019
59	Oregon vs. Florida State	Semifinal (Rose)	Jan. 1, 2015
54	Georgia vs. Oklahoma	Semifinal (Rose)	Jan. 1, 2018
52	Alabama vs. Ohio State	NCG (Miami)	Jan. 11, 2021

SCORING (CONTINUED)

MOST POINTS, CFP (FOUR-TEAM)

NO.	TEAM	GAMES	SEASON
107	Georgia	Peach & NCG	2022-23
105	LSU	Peach & NCG	2019-20
84	Ohio State	Sugar & NCG	2014-15
83	Alabama	Rose & NCG	2020-21
83	Alabama	Cotton & NCG	2015-16

FEWEST POINTS, SEMIFINALS

NO.	TEAM VS. OPPONENT	GAME	DATE
0	Ohio State vs. Clemson	Fiesta	Dec. 31, 2016
0	Michigan State vs. Alabama	Cotton	Dec. 31, 2015
3	Notre Dame vs. Clemson	Cotton	Dec. 29, 2018
6	Cincinnati vs. Alabama	Cotton	Dec. 31, 2021
7	Washington vs. Alabama	Peach	Dec. 31, 2016

FEWEST POINTS, NATIONAL CHAMPIONSHIP

NO.	TEAM VS. OPPONENT	GAME	DATE
7	TCU vs. Georgia	Los Angeles	Jan. 9, 2023
13	Washington vs. Michigan	Houston	Jan. 8, 2024
16	Alabama vs. Clemson	Bay Area	Jan. 7, 2019
18	Alabama vs. Georgia	Indianapolis	Jan. 10, 2022
20	Oregon vs. Ohio State	North Texas	Jan. 12, 2015

FEWEST POINTS, SINGLE-GAME

NO.	TEAM VS. OPPONENT	GAME	DATE
0	Ohio State vs. Clemson	Semifinal (Fiesta)	Dec. 31, 2016
0	Michigan State vs. Alabama	Semifinal (Cotton)	Dec. 31, 2015
3	Notre Dame vs. Clemson	Semifinal (Cotton)	Dec. 29, 2018
6	Cincinnati vs. Alabama	Semifinal (Cotton)	Dec. 31, 2021
7	TCU vs. Georgia	NCG (Los Angeles)	Jan. 9, 2023
7	Washington vs. Alabama	Semifinal (Peach)	Dec. 31, 2016

MOST POINTS WINNING TEAM, SEMIFINALS

NO.	TEAM VS. OPPONENT	GAME	DATE
63	LSU vs. Oklahoma	Peach	Dec. 28, 2019
59	Oregon vs. Florida State	Rose	Jan. 1, 2015
54	Georgia vs. Oklahoma	Rose	Jan. 1, 2018
51	TCU vs. Michigan	Fiesta	Dec. 31, 2022
49	Ohio State vs. Clemson	Sugar	Jan. 1, 2021

MOST POINTS WINNING TEAM, NATIONAL CHAMPIONSHIP

NO.	TEAM VS. OPPONENT	GAME	DATE
65	Georgia vs. TCU	Los Angeles	Jan. 9, 2023
52	Alabama vs. Ohio State	Miami	Jan. 11, 2021
45	Alabama vs. Clemson	Arizona	Jan. 11, 2016
44	Clemson vs. Alabama	Bay Area	Jan. 7, 2019
42	LSU vs. Clemson	New Orleans	Jan. 13, 2020
42	Ohio State vs. Oregon	North Texas	Jan. 12, 2015

COLLEGE FOOTBALL PLAYOFF

TEAM RECORDS

SCORING (CONTINUED)

MOST POINTS WINNING TEAM, SINGLE-GAME

NO.	TEAM VS. OPPONENT	GAME	DATE
65	Georgia vs. TCU	NCG (Los Angeles)	Jan. 9, 2023
63	LSU vs. Oklahoma	Semifinal (Peach)	Dec. 28, 2019
59	Oregon vs. Florida State	Semifinal (Rose)	Jan. 1, 2015
54	Georgia vs. Oklahoma	Semifinal (Rose)	Jan. 1, 2018
52	Alabama vs. Ohio State	NCG (Miami)	Jan. 11, 2021

MOST POINTS WINNING TEAM, CFP (FOUR-TEAM)

NO.	TEAM	GAMES	SEASON
107	Georgia	Peach & NCG	2022-23
105	LSU	Peach & NCG	2019-20
84	Ohio State	Sugar & NCG	2014-15
83	Alabama	Rose & NCG	2020-21
83	Alabama	Cotton & NCG	2015-16

FEWEST POINTS WINNING TEAM, SEMIFINALS

NO.	TEAM VS. OPPONENT	GAME	DATE
24	Alabama vs. Washington	Peach	Dec. 31, 2016
27	Michigan vs. Alabama	Rose	Jan. 1, 2024
27	Alabama vs. Cincinnati	Cotton	Dec. 31, 2021
29	Clemson vs. Ohio State	Sugar	Dec. 28, 2019
30	Clemson vs. Notre Dame	Cotton	Dec. 29, 2018

FEWEST POINTS WINNING TEAM, NATIONAL CHAMPIONSHIP

NO.	TEAM VS. OPPONENT	GAME	DATE
26	Alabama vs. Georgia	Atlanta	Jan. 8, 2018
33	Georgia vs. Alabama	Indianapolis	Jan. 10, 2022
34	Michigan vs. Washington	Houston	Jan. 8, 2024
35	Clemson vs. Alabama	Tampa	Jan. 9, 2017
42	LSU vs. Clemson	New Orleans	Jan. 13, 2020
42	Ohio State vs. Oregon	North Texas	Jan. 12, 2015

FEWEST POINTS WINNING TEAM, SINGLE-GAME

NO.	TEAM VS. OPPONENT	GAME	DATE
24	Alabama vs. Washington	Semifinal (Peach)	Dec. 31, 2016
26	Alabama vs. Georgia	NCG (Atlanta)	Jan. 8, 2018
27	Michigan vs. Alabama	Semifinal (Rose)	Jan. 1, 2024
27	Alabama vs. Cincinnati	Semifinal (Cotton)	Dec. 31, 2021
29	Clemson vs. Ohio State	Semifinal (Sugar)	Dec. 28, 2019

MOST POINTS LOSING TEAM, SEMIFINALS

NO.	TEAM VS. OPPONENT	GAME	DATE
45	Michigan vs. TCU	Fiesta	Dec. 31, 2022
41	Ohio State vs. Georgia	Peach	Dec. 31, 2022
35	Alabama vs. Ohio State	Sugar	Jan. 1, 2015
34	Oklahoma vs. Alabama	Orange	Dec. 29, 2018
31	Texas vs. Washington	Sugar	Jan. 1, 2024

SCORING (CONTINUED)

MOST POINTS LOSING TEAM, NATIONAL CHAMPIONSHIP

NO.	TEAM VS. OPPONENT	GAME	DATE
40	Clemson vs. Alabama	Arizona	Jan. 11, 2016
31	Alabama vs. Clemson	Tampa	Jan. 9, 2017
25	Clemson vs. LSU	New Orleans	Jan. 13, 2020
24	Ohio State vs. Alabama	Miami	Jan. 11, 2021
23	Georgia vs. Alabama	Atlanta	Jan. 8, 2018

MOST POINTS LOSING TEAM, SINGLE-GAME

NO.	TEAM VS. OPPONENT	GAME	DATE
45	Michigan vs. TCU	Semifinal (Fiesta)	Dec. 31, 2022
41	Ohio State vs. Georgia	Semifinal (Peach)	Dec. 31, 2022
40	Clemson vs. Alabama	NCG (Arizona)	Jan. 11, 2016
35	Alabama vs. Ohio State	Semifinal (Sugar)	Jan. 1, 2015
34	Oklahoma vs. Alabama	Semifinal (Orange)	Dec. 29, 2018

FEWEST POINTS LOSING TEAM, SEMIFINALS

NO.	TEAM VS. OPPONENT	GAME	DATE
0	Ohio State vs. Clemson	Fiesta	Dec. 31, 2016
0	Michigan State vs. Alabama	Cotton	Dec. 31, 2015
3	Notre Dame vs. Clemson	Cotton	Dec. 29, 2018
6	Cincinnati vs. Alabama	Cotton	Dec. 31, 2021
7	Washington vs. Alabama	Peach	Dec. 31, 2016

FEWEST POINTS LOSING TEAM, NATIONAL CHAMPIONSHIP

NO.	TEAM VS. OPPONENT	GAME	DATE
7	TCU vs. Georgia	Los Angeles	Jan. 9, 2023
13	Washington vs. Michigan	Houston	Jan. 8, 2024
16	Alabama vs. Clemson	Bay Area	Jan. 7, 2019
18	Alabama vs. Georgia	Indianapolis	Jan. 10, 2022
20	Oregon vs. Ohio State	North Texas	Jan. 12, 2015

FEWEST POINTS LOSING TEAM, SINGLE-GAME

NO.	TEAM VS. OPPONENT	GAME	DATE
0	Ohio State vs. Clemson	Semifinal (Fiesta)	Dec. 31, 2016
0	Michigan State vs. Alabama	Semifinal (Cotton)	Dec. 31, 2015
3	Notre Dame vs. Clemson	Semifinal (Cotton)	Dec. 29, 2018
6	Cincinnati vs. Alabama	Semifinal (Cotton)	Dec. 31, 2021
7	TCU vs. Georgia	NCG (Los Angeles)	Jan. 9, 2023
7	Washington vs. Alabama	Semifinal (Peach)	Dec. 31, 2016

COLLEGE FOOTBALL PLAYOFF

TEAM RECORDS

SCORING (CONTINUED)

LARGEST POINT DIFFERENTIAL, SEMIFINALS

NO.	TEAM VS. OPPONENT	GAME	DATE
39	Oregon (59) d. Florida State (20)	Rose	Jan. 1, 2015
38	Alabama (38) d. Michigan State (0)	Cotton	Dec. 31, 2015
35	LSU (63) d. Oklahoma (28)	Peach	Dec. 28, 2019
31	Clemson (31) d. Ohio State (0)	Fiesta	Dec. 31, 2016
27	Clemson (30) d. Notre Dame (3)	Cotton	Dec. 29, 2018

LARGEST POINT DIFFERENTIAL, NATIONAL CHAMPIONSHIP

NO.	TEAM VS. OPPONENT	GAME	DATE
58	Georgia (65) d. TCU (7)	Los Angeles	Jan. 9, 2023
28	Alabama (52) d. Ohio State (24)	Miami	Jan. 11, 2021
28	Clemson (44) d. Alabama (16)	Bay Area	Jan. 7, 2019
22	Ohio State (42) d. Oregon (20)	North Texas	Jan. 12, 2015
21	Michigan (34) d. Washington (13)	Houston	Jan. 8, 2024

LARGEST POINT DIFFERENTIAL, SINGLE-GAME

NO.	TEAM VS. OPPONENT	GAME	DATE
58	Georgia (65) d. TCU (7)	NCG (Los Angeles)	Jan. 9, 2023
39	Oregon (59) d. Florida State (20)	Semifinal (Rose)	Jan. 1, 2015
38	Alabama (38) d. Michigan State (0)	Semifinal (Cotton)	Dec. 31, 2015
35	LSU (63) d. Oklahoma (28)	Semifinal (Peach)	Dec. 28, 2019
31	Clemson (31) d. Ohio State (0)	Semifinal (Fiesta)	Dec. 31, 2016

SMALLEST POINT DIFFERENTIAL, SEMIFINALS

NO.	TEAM VS. OPPONENT	GAME	DATE
1	Georgia (42) d. Ohio State (41)	Peach	Dec. 31, 2022
6	Washington (37) d. Texas (31)	Sugar	Jan. 1, 2024
6	TCU (51) d. Michigan (45)	Fiesta	Dec. 31, 2022
6	Clemson (29) d. Ohio State (23)	Fiesta	Dec. 28, 2019
6	Georgia (54) d. Oklahoma (48) 2OT	Rose	Jan. 1, 2018

SMALLEST POINT DIFFERENTIAL, NATIONAL CHAMPIONSHIP

NO.	TEAM VS. OPPONENT	GAME	DATE
3	Alabama (26) d. Georgia (23) OT	Atlanta	Jan. 8, 2018
4	Clemson (35) d. Alabama (31)	Tampa	Jan. 9, 2017
5	Alabama (45) d. Clemson (40)	Arizona	Jan. 11, 2016
15	Georgia (33) d. Alabama (18)	Indianapolis	Jan. 10, 2022
17	LSU (42) d. Clemson (25)	New Orleans	Jan. 13, 2020

SMALLEST POINT DIFFERENTIAL, SINGLE-GAME

NO.	TEAM VS. OPPONENT	GAME	DATE
1	Georgia (42) d. Ohio State (41)	Semifinal (Peach)	Dec. 31, 2022
3	Alabama (26) d. Georgia (23) OT	NCG (Atlanta)	Jan. 8, 2018
4	Clemson (35) d. Alabama (31)	NCG (Tampa)	Jan. 9, 2017
5	Alabama (45) d. Clemson (40)	NCG (Arizona)	Jan. 11, 2016
6	Four times. Last by: Washington (37) d. Texas (31)	Semifinal (Sugar)	Jan. 1, 2024

SCORING (CONTINUED)

MOST TOUCHDOWNS, SEMIFINALS

NO.	TEAM VS. OPPONENT	GAME	DATE	TD
9	LSU vs. Oklahoma	Peach	Dec. 28, 2019	2 rush, 7 pass
8	Oregon vs. Florida State	Rose	Jan. 1, 2015	5 rush, 2 pass, 1 FR
7	TCU vs. Michigan	Fiesta	Dec. 31, 2022	3 rush, 2 pass 2 INT ret.
7	Ohio State vs. Clemson	Sugar	Jan. 1, 2021	1 rush, 6 pass
7	Georgia vs. Oklahoma	Rose	Jan. 1, 2018	5 rush, 2 pass

MOST TOUCHDOWNS, NATIONAL CHAMPIONSHIP

NO.	TEAM VS. OPPONENT	GAME	DATE	TD
9	Georgia vs. TCU	Los Angeles	Jan. 9, 2023	5 rush, 4 pass
7	Alabama vs. Ohio State	Miami	Jan. 11, 2021	5 pass, 2 rush
6	LSU vs. Clemson	New Orleans	Jan. 13, 2020	5 pass, 1 rush
6	Clemson vs. Alabama	Bay Area	Jan. 7, 2019	3 pass, 2 rush, 1 INT ret.
6	Alabama vs. Clemson	Arizona	Jan. 11, 2016	2 pass, 3 rush, 1 KR
6	Ohio State vs. Oregon	North Texas	Jan. 12, 2015	1 pass, 5 rush

MOST TOUCHDOWNS, SINGLE-GAME

NO.	TEAM VS. OPPONENT	GAME	DATE	TD
9	Georgia vs. TCU	NCG (Los Angeles)	Jan. 9, 2023	5 rush, 4 pass
9	LSU vs. Oklahoma	Semifinal (Peach)	Dec. 28, 2019	2 rush, 7 pass
8	Oregon vs. Florida State	Semifinal (Rose)	Jan. 1, 2015	5 rush, 2 pass, 1 FR
7	TCU vs. Michigan	Semifinal (Fiesta)	Dec. 31, 2022	3 rush, 2 pass 2 INT ret.
7	Alabama vs. Ohio State	NCG (Miami)	Jan. 11, 2021	5 pass, 2 rush
7	Ohio State vs. Clemson	Semifinal (Sugar)	Jan. 1, 2021	1 rush, 6 pass
7	Georgia vs. Oklahoma	Semifinal (Rose)	Jan. 1, 2018	5 rush, 2 pass

MOST TOUCHDOWNS, CFP (FOUR-TEAM)

NO.	TEAM	GAMES	SEASON	TD
15	LSU	Peach & NCG	2019-20	3 rush, 12 pass
14	Georgia	Peach & NCG	2022-23	7 rush, 7 pass
11	Alabama	Rose & NCG	2020-21	2 rush, 9 pass
11	Alabama	Cotton & NCG	2015-16	5 rush, 4 pass, 1 KR, 1 PR
11	Ohio State	Sugar & NCG	2014-15	7 rush, 3 pass, 1 INT ret.

COLLEGE FOOTBALL PLAYOFF

TEAM RECORDS

SCORING (CONTINUED)

FEWEST TOUCHDOWNS, SEMIFINALS

NO.	TEAM VS. OPPONENT	GAME	DATE	TD
0	Cincinnati vs. Alabama	Cotton	Dec. 31, 2021	
0	Notre Dame vs. Clemson	Cotton	Dec. 29, 2018	
0	Ohio State vs. Clemson	Fiesta	Dec. 31, 2016	
0	Michigan State vs. Alabama	Cotton	Dec. 31, 2015	
1	Michigan vs. Georgia	Orange	Dec. 31, 2021	1 pass
1	Washington vs. Alabama	Peach	Dec. 31, 2016	1 pass

FEWEST TOUCHDOWNS, NATIONAL CHAMPIONSHIP

NO.	TEAM VS. OPPONENT	GAME	DATE	TD
1	Washington vs. Michigan	Houston	Jan. 8, 2024	1 pass
1	TCU vs. Georgia	Los Angeles	Jan. 9, 2023	1 rush
1	Alabama vs. Georgia	Indianapolis	Jan. 10, 2022	1 pass
2	Alabama vs. Clemson	Bay Area	Jan. 7, 2019	2 pass
2	Georgia vs. Alabama	Atlanta	Jan. 8, 2018	1 rush, 1 pass
2	Oregon vs. Ohio State	North Texas	Jan. 12, 2015	2 pass

FEWEST TOUCHDOWNS, SINGLE-GAME

NO.	TEAM VS. OPPONENT	GAME	DATE	TD
0	Cincinnati vs. Alabama	Semifinal (Cotton)	Dec. 31, 2021	
0	Notre Dame vs. Clemson	Semifinal (Cotton)	Dec. 29, 2018	
0	Ohio State vs. Clemson	Semifinal (Fiesta)	Dec. 31, 2016	
0	Michigan State vs. Alabama	Semifinal (Cotton)	Dec. 31, 2015	
1	Five times. Last by: Washington vs. Michigan	NCG (Houston)	Jan. 8, 2024	1 pass

MOST TOUCHDOWNS RUSHING, SEMIFINALS

NO.	TEAM VS. OPPONENT	GAME	DATE
5	Georgia vs. Oklahoma	Rose	Jan. 1, 2018
5	Oregon vs. Florida State	Rose	Jan. 1, 2015
4	Oklahoma vs. LSU	Peach	Dec. 28, 2019
3	Six times. Last by: Texas vs. Washington	Sugar	Jan. 1, 2024

MOST TOUCHDOWNS RUSHING, NATIONAL CHAMPIONSHIP

NO.	TEAM VS. OPPONENT	GAME	DATE
5	Georgia vs. TCU	Los Angeles	Jan. 9, 2023
5	Ohio State vs. Oregon	North Texas	Jan. 12, 2015
4	Michigan vs. Washington	Houston	Jan. 8, 2024
3	Clemson vs. LSU	New Orleans	Jan. 13, 2020
3	Alabama vs. Clemson	Tampa	Jan. 9, 2017
3	Alabama vs. Clemson	Arizona	Jan. 11, 2016

MOST TOUCHDOWNS RUSHING, SINGLE-GAME

NO.	TEAM VS. OPPONENT	GAME	DATE
5	Georgia vs. TCU	NCG (Los Angeles)	Jan. 9, 2023
5	Georgia vs. Oklahoma	Semifinal (Rose)	Jan. 1, 2018
5	Ohio State vs. Oregon	NCG (North Texas)	Jan. 12, 2015
5	Oregon vs. Florida State	Semifinal (Rose)	Jan. 1, 2015
4	Michigan vs. Washington	NCG (Houston)	Jan. 8, 2024
4	Oklahoma vs. LSU	Semifinal (Peach)	Dec. 28, 2019

SCORING (CONTINUED)

MOST TOUCHDOWNS RUSHING, CFP (FOUR-TEAM)

NO.	TEAM	GAMES	SEASON
7	Georgia	Peach & NCG	2022-23
7	Ohio State	Sugar & NCG	2014-15
6	Georgia	Rose & NCG	2017-18
5	Six times. Last by: Michigan	Rose & NCG	2023-24

FEWEST TOUCHDOWNS RUSHING, SEMIFINALS

NO.	TEAM VS. OPPONENT	GAME	DATE
0	Nine times. Last by: Cincinnati vs. Alabama	Cotton	Dec. 31, 2021
	Alabama vs. Cincinnati	Cotton	Dec. 31, 2021
	Michigan vs. Georgia	Orange	Dec. 31, 2021
	Georgia vs. Michigan	Orange	Dec. 31, 2021

FEWEST TOUCHDOWNS RUSHING, NATIONAL CHAMPIONSHIP

NO.	TEAM VS. OPPONENT	GAME	DATE
0	Washington vs. Michigan	Houston	Jan. 8, 2024
0	Alabama vs. Georgia	Indianapolis	Jan. 10, 2022
0	Alabama vs. Clemson	Bay Area	Jan. 7, 2019
0	Alabama vs. Georgia	Atlanta	Jan. 8, 2018
0	Oregon vs. Ohio State	North Texas	Jan. 12, 2015

FEWEST TOUCHDOWNS RUSHING, SINGLE-GAME

NO.	TEAM VS. OPPONENT	GAME	DATE
0	14 times. Last by: Washington vs. Michigan	NCG (Houston)	Jan. 8, 2024

MOST TOUCHDOWNS PASSING, SEMIFINALS

NO.	TEAM VS. OPPONENT	GAME	DATE
7	LSU vs. Oklahoma	Peach	Dec. 28, 2019
6	Ohio State vs. Clemson	Sugar	Jan. 1, 2021
4	Ohio State vs. Georgia	Peach	Dec. 31, 2022
4	Georgia vs. Michigan	Orange	Dec. 31, 2021
4	Alabama vs. Notre Dame	Rose	Jan. 1, 2021
4	Alabama vs. Oklahoma	Orange	Dec. 29, 2018

MOST TOUCHDOWNS PASSING, NATIONAL CHAMPIONSHIP

NO.	TEAM VS. OPPONENT	GAME	DATE
5	Alabama vs. Ohio State	Miami	Jan. 11, 2021
5	LSU vs. Clemson	New Orleans	Jan. 13, 2020
4	Georgia vs. TCU	Los Angeles	Jan. 9, 2023
4	Clemson vs. Alabama	Arizona	Jan. 11, 2016
3	Three times. Last by: Clemson vs. Alabama	Bay Area	Jan. 7, 2019

MOST TOUCHDOWNS PASSING, SINGLE-GAME

NO.	TEAM VS. OPPONENT	GAME	DATE
7	LSU vs. Oklahoma	Semifinal (Peach)	Dec. 28, 2019
6	Ohio State vs. Clemson	Semifinal (Sugar)	Jan. 1, 2021
5	Alabama vs. Ohio State	NCG (Miami)	Jan. 11, 2021
5	LSU vs. Clemson	NCG (New Orleans)	Jan. 13, 2020
4	Six times. Last by: Georgia vs. TCU	NCG (Los Angeles)	Jan. 9, 2023

COLLEGE FOOTBALL PLAYOFF

TEAM RECORDS

SCORING (CONTINUED)

MOST TOUCHDOWNS PASSING, CFP (FOUR-TEAM)

NO.	TEAM	GAMES	SEASON
12	LSU	Peach & NCG	2019-20
9	Alabama	Rose & NCG	2020-21
7	Georgia	Peach & NCG	2022-23
7	Ohio State	Sugar & NCG	2020-21
6	Georgia	Orange & NCG	2021-22
6	Clemson	Cotton & NCG	2018-19
6	Alabama	Orange & NCG	2018-19

FEWEST TOUCHDOWNS PASSING, SEMIFINALS

NO.	TEAM VS. OPPONENT	GAME	DATE
0	Eight times. Last by: Alabama vs. Michigan	Rose	Jan. 1, 2024

FEWEST TOUCHDOWNS PASSING, NATIONAL CHAMPIONSHIP

NO.	TEAM VS. OPPONENT	GAME	DATE
0	Michigan vs. Washington	Houston	Jan. 8, 2024
0	TCU vs. Georgia	Los Angeles	Jan. 9, 2023
0	Clemson vs. LSU	New Orleans	Jan. 13, 2020
1	Six times. Last by: Washington vs. Michigan	Houston	Jan. 8, 2024

FEWEST TOUCHDOWNS PASSING, SINGLE-GAME

NO.	TEAM VS. OPPONENT	GAME	DATE
0	11 times. Last by: Michigan vs. Washington	NCG (Houston)	Jan. 8, 2024

MOST POINTS SCORED IN FIRST HALF, SEMIFINALS

NO.	TEAM VS. OPPONENT	GAME	DATE
49	LSU vs. Oklahoma	Peach	Dec. 28, 2019
35	Ohio State vs. Clemson	Sugar	Jan. 1, 2021
31	Alabama vs. Oklahoma	Orange	Dec. 29, 2018
31	Oklahoma vs. Georgia	Rose	Jan. 1, 2018
28	Ohio State vs. Georgia	Peach	Dec. 31, 2022

MOST POINTS SCORED IN FIRST HALF, NATIONAL CHAMPIONSHIP

NO.	TEAM VS. OPPONENT	GAME	DATE
38	Georgia vs. TCU	Los Angeles	Jan. 9, 2023
35	Alabama vs. Ohio State	Miami	Jan. 11, 2021
31	Clemson vs. Alabama	Bay Area	Jan. 7, 2019
28	LSU vs. Clemson	New Orleans	Jan. 13, 2020
21	Ohio State vs. Oregon	North Texas	Jan. 12, 2015

MOST POINTS SCORED IN FIRST HALF, SINGLE-GAME

NO.	TEAM VS. OPPONENT	GAME	DATE
49	LSU vs. Oklahoma	Semifinal (Peach)	Dec. 28, 2019
38	Georgia vs. TCU	NCG (Los Angeles)	Jan. 9, 2023
35	Alabama vs. Ohio State	NCG (Miami)	Jan. 11, 2021
35	Ohio State vs. Clemson	Semifinal (Sugar)	Jan. 1, 2021
31	Clemson vs. Alabama	NCG (Bay Area)	Jan. 7, 2019
31	Alabama vs. Oklahoma	Semifinal (Orange)	Dec. 29, 2018
31	Oklahoma vs. Georgia	Semifinal (Rose)	Jan. 1, 2018

SCORING (CONTINUED)

FEWEST POINTS SCORED IN FIRST HALF, SEMIFINALS

NO.	TEAM VS. OPPONENT	GAME	DATE
0	Ohio State vs. Clemson	Fiesta	Dec. 31, 2016
0	Michigan State vs. Alabama	Cotton	Dec. 31, 2015
3	Cincinnati vs. Alabama	Cotton	Dec. 31, 2021
3	Michigan vs. Georgia	Orange	Dec. 31, 2021
3	Notre Dame vs. Clemson	Cotton	Dec. 29, 2018

FEWEST POINTS SCORED IN FIRST HALF, NATIONAL CHAMPIONSHIP

NO.	TEAM VS. OPPONENT	GAME	DATE
0	Alabama vs. Georgia	Atlanta	Jan. 8, 2018
6	Georgia vs. Alabama	Indianapolis	Jan. 10, 2022
7	TCU vs. Georgia	Los Angeles	Jan. 9, 2023
7	Clemson vs. Alabama	Tampa	Jan. 9, 2017
9	Alabama vs. Georgia	Indianapolis	Jan. 10, 2022

FEWEST POINTS SCORED IN FIRST HALF, SINGLE-GAME

NO.	TEAM VS. OPPONENT	GAME	DATE
0	Alabama vs. Georgia	NCG (Atlanta)	Jan. 8, 2018
0	Ohio State vs. Clemson	Semifinal (Fiesta)	Dec. 31, 2016
0	Michigan State vs. Alabama	Semifinal (Cotton)	Dec. 31, 2015
3	Cincinnati vs. Alabama	Semifinal (Cotton)	Dec. 31, 2021
3	Michigan vs. Georgia	Semifinal (Orange)	Dec. 31, 2021
3	Notre Dame vs. Clemson	Semifinal (Cotton)	Dec. 29, 2018

MOST POINTS SCORED IN SECOND HALF, SEMIFINALS

NO.	TEAM VS. OPPONENT	GAME	DATE
41	Oregon vs. Florida State	Rose	Jan. 1, 2015
39	Michigan vs. TCU	Fiesta	Dec. 31, 2022
37	Georgia vs. Oklahoma	Rose	Jan. 1, 2018 (including 2OT)
30	TCU vs. Michigan	Fiesta	Dec. 31, 2022
28	Alabama vs. Michigan State	Cotton	Dec. 31, 2015

MOST POINTS SCORED IN SECOND HALF, NATIONAL CHAMPIONSHIP

NO.	TEAM VS. OPPONENT	GAME	DATE
31	Alabama vs. Clemson	Arizona	Jan. 11, 2016
28	Clemson vs. Alabama	Tampa	Jan. 9, 2017
27	Georgia vs. TCU	Los Angeles	Jan. 9, 2023
27	Georgia vs. Alabama	Indianapolis	Jan. 10, 2022
26	Alabama vs. Georgia	Atlanta	Jan. 8, 2018 (including OT)
26	Clemson vs. Alabama	Arizona	Jan. 11, 2016

MOST POINTS SCORED IN SECOND HALF, SINGLE-GAME

NO.	TEAM VS. OPPONENT	GAME	DATE
41	Oregon vs. Florida State	Semifinal (Rose)	Jan. 1, 2015
39	Michigan vs. TCU	Semifinal (Fiesta)	Dec. 31, 2022
37	Georgia vs. Oklahoma	Semifinal (Rose)	Jan. 1, 2018 (including 2OT)
31	Alabama vs. Clemson	NCG (Arizona)	Jan. 11, 2016
30	TCU vs. Michigan	Semifinal (Fiesta)	Dec. 31, 2022

COLLEGE FOOTBALL PLAYOFF

TEAM RECORDS

SCORING (CONTINUED)

FEWEST POINTS SCORED IN SECOND HALF, SEMIFINALS

NO.	TEAM VS. OPPONENT	GAME	DATE
0	Notre Dame vs. Clemson	Cotton	Dec. 29, 2018
0	Ohio State vs. Clemson	Fiesta	Dec. 31, 2016
0	Washington vs. Alabama	Peach	Dec. 31, 2016
0	Michigan State vs. Alabama	Cotton	Dec. 31, 2015
0	Oklahoma vs. Clemson	Orange	Dec. 31, 2015

FEWEST POINTS SCORED IN SECOND HALF, NATIONAL CHAMPIONSHIP

NO.	TEAM VS. OPPONENT	GAME	DATE
0	TCU vs. Georgia	Los Angeles	Jan. 9, 2023
0	Alabama vs. Clemson	Bay Area	Jan. 7, 2019
3	Washington vs. Michigan	Houston	Jan. 8, 2024
7	Ohio State vs. Alabama	Miami	Jan. 11, 2021
8	Clemson vs. LSU	New Orleans	Jan. 13, 2020

FEWEST POINTS SCORED IN SECOND HALF, SINGLE-GAME

NO.	TEAM VS. OPPONENT	GAME	DATE
0	Seven times. Last by: TCU vs. Georgia	NCG (Los Angeles)	Jan. 9, 2023

MOST POINTS SCORED IN ONE HALF, SEMIFINALS

NO.	TEAM VS. OPPONENT	GAME	DATE	HALF
49	LSU vs. Oklahoma	Peach	Dec. 28, 2019	1st
41	Oregon vs. Florida State	Rose	Jan. 1, 2015	2nd
39	Michigan vs. TCU	Fiesta	Dec. 31, 2022	2nd
37	Georgia vs. Oklahoma	Rose	Jan. 1, 2018	2nd incl. 2OT
35	Ohio State vs. Clemson	Sugar	Jan. 1, 2021	1st

MOST POINTS SCORED IN ONE HALF, NATIONAL CHAMPIONSHIP

NO.	TEAM VS. OPPONENT	GAME	DATE	HALF
38	Georgia vs. TCU	Los Angeles	Jan. 9, 2023	1st
35	Alabama vs. Ohio State	Miami	Jan. 11, 2021	1st
31	Clemson vs. Alabama	Bay Area	Jan. 7, 2019	1st
31	Alabama vs. Clemson	Arizona	Jan. 11, 2016	2nd
28	LSU vs. Clemson	New Orleans	Jan. 13, 2020	1st
28	Clemson vs. Alabama	Tampa	Jan. 9, 2017	2nd

MOST POINTS SCORED IN ONE HALF, SINGLE-GAME

NO.	TEAM VS. OPPONENT	GAME	DATE	HALF
49	LSU vs. Oklahoma	Semifinal (Peach)	Dec. 28, 2019	1st
41	Oregon vs. Florida State	Semifinal (Rose)	Jan. 1, 2015	2nd
39	Michigan vs. TCU	Semifinal (Fiesta)	Dec. 31, 2022	2nd
38	Georgia vs. TCU	NCG (Los Angeles)	Jan. 9, 2023	1st
35	Alabama vs. Ohio State	NCG (Miami)	Jan. 11, 2021	1st

FEWEST POINTS SCORED IN ONE HALF, SEMIFINALS

NO.	TEAM VS. OPPONENT	GAME	DATE	HALF
0	Seven times. Last by: Notre Dame vs. Clemson	Cotton	Dec. 29, 2018	2nd

SCORING (CONTINUED)

FEWEST POINTS SCORED IN ONE HALF, NATIONAL CHAMPIONSHIP

NO.	TEAM VS. OPPONENT	GAME	DATE	HALF
0	TCU vs. Georgia	Los Angeles	Jan. 9, 2023	2nd
0	Alabama vs. Clemson	Bay Area	Jan. 7, 2019	2nd
0	Alabama vs. Georgia	Atlanta	Jan. 8, 2018	1st
3	Washington vs. Michigan	Houston	Jan. 8, 2024	2nd
6	Georgia vs. Alabama	Indianapolis	Jan. 10, 2022	1st

FEWEST POINTS SCORED IN ONE HALF, SINGLE-GAME

NO.	TEAM VS. OPPONENT	GAME	DATE	HALF
0	10 times. Last by: TCU vs. Georgia	NCG (Los Angeles)	Jan. 9, 2023	2nd

MOST POINTS SCORED IN FIRST QTR, SEMIFINALS

NO.	TEAM VS. OPPONENT	GAME	DATE
21	LSU vs. Oklahoma	Peach	Dec. 28, 2019
21	Alabama vs. Oklahoma	Orange	Dec. 29, 2018
14	Seven times. Last by: TCU vs. Georgia	Fiesta	Dec. 31, 2022

MOST POINTS SCORED IN FIRST QTR, NATIONAL CHAMPIONSHIP

NO.	TEAM VS. OPPONENT	GAME	DATE
17	Georgia vs. TCU	Los Angeles	Jan. 9, 2023
14	Michigan vs. Washington	Houston	Jan. 8, 2024
14	Clemson vs. Alabama	Bay Area	Jan. 7, 2019
14	Clemson vs. Alabama	Arizona	Jan. 11, 2016
14	Ohio State vs. Oregon	North Texas	Jan. 12, 2015
13	Alabama vs. Clemson	Bay Area	Jan. 7, 2019

MOST POINTS SCORED IN FIRST QTR, SINGLE-GAME

NO.	TEAM VS. OPPONENT	GAME	DATE
21	LSU vs. Oklahoma	Semifinal (Peach)	Dec. 28, 2019
21	Alabama vs. Oklahoma	Semifinal (Orange)	Dec. 29, 2018
17	Georgia vs. TCU	NCG (Los Angeles)	Jan. 9, 2023
14	11 times. Last by: Michigan vs. Washington	NCG (Houston)	Jan. 8, 2024

FEWEST POINTS SCORED IN FIRST QTR, SEMIFINALS

NO.	TEAM VS. OPPONENT	GAME	DATE
0	Eight times. Last by: Michigan vs. TCU	Fiesta	Dec. 31, 2022

FEWEST POINTS SCORED IN FIRST QTR, NATIONAL CHAMPIONSHIP

NO.	TEAM VS. OPPONENT	GAME	DATE
0	Georgia vs. Alabama	Indianapolis	Jan. 10, 2022
0	Alabama vs. Georgia	Atlanta	Jan. 8, 2018
0	Georgia vs. Alabama	Atlanta	Jan. 8, 2018
0	Clemson vs. Alabama	Tampa	Jan. 9, 2017
3	Washington vs. Michigan	Houston	Jan. 8, 2024
3	Alabama vs. Georgia	Indianapolis	Jan. 10, 2022

COLLEGE FOOTBALL PLAYOFF

TEAM RECORDS

SCORING (CONTINUED)

FEWEST POINTS SCORED IN FIRST QTR, SINGLE-GAME

NO.	TEAM VS. OPPONENT	GAME	DATE
0	12 times. Last by: Georgia vs. Alabama	NCG (Indianapolis)	Jan. 10, 2022

MOST POINTS SCORED IN SECOND QTR, SEMIFINALS

NO.	TEAM VS. OPPONENT	GAME	DATE
28	LSU vs. Oklahoma	Peach	Dec. 28, 2019
21	Ohio State vs. Georgia	Peach	Dec. 31, 2022
21	Ohio State vs. Clemson	Sugar	Jan. 1, 2021
20	Clemson vs. Notre Dame	Cotton	Dec. 29, 2018
17	Georgia vs. Ohio State	Peach	Dec. 31, 2022
17	Oklahoma vs. Georgia	Rose	Jan. 1, 2018

MOST POINTS SCORED IN SECOND QTR, NATIONAL CHAMPIONSHIP

NO.	TEAM VS. OPPONENT	GAME	DATE
28	Alabama vs. Ohio State	Miami	Jan. 11, 2021
21	Georgia vs. TCU	Los Angeles	Jan. 9, 2023
21	LSU vs. Clemson	New Orleans	Jan. 13, 2020
17	Clemson vs. Alabama	Bay Area	Jan. 7, 2019
13	Georgia vs. Alabama	Atlanta	Jan. 8, 2018

MOST POINTS SCORED IN SECOND QTR, SINGLE-GAME

NO.	TEAM VS. OPPONENT	GAME	DATE
28	Alabama vs. Ohio State	NCG (Miami)	Jan. 11, 2021
28	LSU vs. Oklahoma	Semifinal (Peach)	Dec. 28, 2019
21	Georgia vs. TCU	NCG (Los Angeles)	Jan. 9, 2023
21	Ohio State vs. Georgia	Semifinal (Peach)	Dec. 31, 2022
21	Ohio State vs. Clemson	Semifinal (Sugar)	Jan. 1, 2021
21	LSU vs. Clemson	NCG (New Orleans)	Jan. 13, 2020

FEWEST POINTS SCORED IN SECOND QTR, SEMIFINALS

NO.	TEAM VS. OPPONENT	GAME	DATE
0	Six times. Last by: Cincinnati vs. Alabama	Cotton	Dec. 31, 2021

FEWEST POINTS SCORED IN SECOND QTR, NATIONAL CHAMPIONSHIP

NO.	TEAM VS. OPPONENT	GAME	DATE
0	TCU vs. Georgia	Los Angeles	Jan. 9, 2023
0	Alabama vs. Georgia	Atlanta	Jan. 8, 2018
0	Clemson vs. Alabama	Arizona	Jan. 11, 2016
3	Michigan vs. Washington	Houston	Jan. 8, 2024
3	Alabama vs. Clemson	Bay Area	Jan. 7, 2019
3	Oregon vs. Ohio State	North Texas	Jan. 12, 2015

FEWEST POINTS SCORED IN SECOND QTR, SINGLE-GAME

NO.	TEAM VS. OPPONENT	GAME	DATE
0	Nine times. Last by: TCU vs. Georgia	NCG (Los Angeles)	Jan. 9, 2023

SCORING (CONTINUED)

MOST POINTS SCORED IN THIRD QTR, SEMIFINALS

NO.	TEAM VS. OPPONENT	GAME	DATE
27	Oregon vs. Florida State	Rose	Jan. 1, 2015
24	Michigan vs. TCU	Fiesta	Dec. 31, 2022
21	Alabama vs. Michigan State	Cotton	Dec. 31, 2015
20	TCU vs. Michigan	Fiesta	Dec. 31, 2022
14	Georgia vs. Oklahoma	Rose	Jan. 1, 2018
14	Alabama vs. Clemson	Sugar	Jan. 1, 2018
14	Clemson vs. Oklahoma	Orange	Dec. 31, 2015
14	Ohio State vs. Alabama	Sugar	Jan. 1, 2015

MOST POINTS SCORED IN THIRD QTR, NATIONAL CHAMPIONSHIP

NO.	TEAM VS. OPPONENT	GAME	DATE
14	Georgia vs. TCU	Los Angeles	Jan. 9, 2023
13	Clemson vs. Alabama	Bay Area	Jan. 7, 2019
10	Five times. Last by: Alabama vs. Ohio State	Miami	Jan. 11, 2021

MOST POINTS SCORED IN THIRD QTR, SINGLE-GAME

NO.	TEAM VS. OPPONENT	GAME	DATE
27	Oregon vs. Florida State	Semifinal (Rose)	Jan. 1, 2015
24	Michigan vs. TCU	Semifinal (Fiesta)	Dec. 31, 2022
21	Alabama vs. Michigan State	Semifinal (Cotton)	Dec. 31, 2015
20	TCU vs. Michigan	Semifinal (Fiesta)	Dec. 31, 2022
14	Five times. Last by: Georgia vs. TCU	NCG (Los Angeles)	Jan. 9, 2023

FEWEST POINTS SCORED IN THIRD QTR, SEMIFINALS

NO.	TEAM VS. OPPONENT	GAME	DATE
0	16 times. Last by: Texas vs. Washington Alabama vs. Michigan Michigan vs. Alabama	Sugar Rose Rose	Jan. 1, 2024 Jan. 1, 2024 Jan. 1, 2024

FEWEST POINTS SCORED IN THIRD QTR, NATIONAL CHAMPIONSHIP

NO.	TEAM VS. OPPONENT	GAME	DATE
0	TCU vs. Georgia	Los Angeles	Jan. 9, 2023
0	Alabama vs. Georgia	Indianapolis	Jan. 10, 2022
0	Alabama vs. Clemson	Bay Area	Jan. 7, 2019
3	Michigan vs. Washington	Houston	Jan. 8, 2024
3	Washington vs. Michigan	Houston	Jan. 8, 2024

FEWEST POINTS SCORED IN THIRD QTR, SINGLE-GAME

NO.	TEAM VS. OPPONENT	GAME	DATE
0	19 times. Last by: Texas vs. Washington Alabama vs. Michigan Michigan vs. Alabama	Semifinal (Sugar) Semifinal (Rose) Semifinal (Rose)	Jan. 1, 2024 Jan. 1, 2024 Jan. 1, 2024 Jan. 1, 2024

COLLEGE FOOTBALL PLAYOFF

TEAM RECORDS

SCORING (CONTINUED)

MOST POINTS SCORED IN FOURTH QTR, SEMIFINALS

NO.	TEAM VS. OPPONENT	GAME	DATE
18	Georgia vs. Ohio State	Peach	Dec. 31, 2022
15	Michigan vs. TCU	Fiesta	Dec. 31, 2022
14	Alabama vs. Oklahoma	Orange	Dec. 29, 2018
14	Oklahoma vs. Alabama	Orange	Dec. 29, 2018
14	Georgia vs. Oklahoma	Rose	Jan. 1, 2018
14	Oklahoma vs. Georgia	Rose	Jan. 1, 2018
14	Oregon vs. Florida State	Rose	Jan. 1, 2015

MOST POINTS SCORED IN FOURTH QTR, NATIONAL CHAMPIONSHIP

NO.	TEAM VS. OPPONENT	GAME	DATE
24	Alabama vs. Clemson	Arizona	Jan. 11, 2016
21	Clemson vs. Alabama	Tampa	Jan. 9, 2017
20	Georgia vs. Alabama	Indianapolis	Jan. 10, 2022
16	Clemson vs. Alabama	Arizona	Jan. 11, 2016
14	Michigan vs. Washington	Houston	Jan. 8, 2024
14	Ohio State vs. Oregon	North Texas	Jan. 12, 2015

MOST POINTS SCORED IN FOURTH QTR, SINGLE-GAME

NO.	TEAM VS. OPPONENT	GAME	DATE
24	Alabama vs. Clemson	NCG (Arizona)	Jan. 11, 2016
21	Clemson vs. Alabama	NCG (Tampa)	Jan. 9, 2017
20	Georgia vs. Alabama	NCG (Indianapolis)	Jan. 10, 2022
18	Georgia vs. Ohio State	Semifinal (Peach)	Dec. 31, 2022
16	Clemson vs. Alabama	NCG (Arizona)	Jan. 11, 2016

FEWEST POINTS SCORED IN FOURTH QTR, SEMIFINALS

NO.	TEAM VS. OPPONENT	GAME	DATE
0	Eight times. Last by: Cincinnati vs. Alabama	Cotton	Dec. 31, 2021

FEWEST POINTS SCORED IN FOURTH QTR, NATIONAL CHAMPIONSHIP

NO.	TEAM VS. OPPONENT	GAME	DATE
0	Eight times. Last by: Washington vs. Michigan	Houston	Jan. 8, 2024

FEWEST POINTS SCORED IN FOURTH QTR, SINGLE-GAME

NO.	TEAM VS. OPPONENT	GAME	DATE
0	16 times. Last by: Washington vs. Michigan	NCG (Houston)	Jan. 8, 2024

MOST POINTS SCORED IN ANY QTR, SEMIFINALS

NO.	TEAM VS. OPPONENT	GAME	DATE	QTR
28	LSU vs. Oklahoma	Peach	Dec. 28, 2019	2nd
27	Oregon vs. Florida State	Rose	Jan. 1, 2015	3rd
24	Michigan vs. TCU	Fiesta	Dec. 31, 2022	3rd
21	Five times. Last by: Ohio State vs. Georgia	Peach	Dec. 31, 2022	2nd

SCORING (CONTINUED)

MOST POINTS SCORED IN ANY QTR, NATIONAL CHAMPIONSHIP

NO.	TEAM VS. OPPONENT	GAME	DATE	QTR
28	Alabama vs. Ohio State	Miami	Jan. 11, 2021	2nd
24	Alabama vs. Clemson	Arizona	Jan. 11, 2016	4th
21	Georgia vs. TCU	Los Angeles	Jan. 9, 2023	2nd
21	LSU vs. Clemson	New Orleans	Jan. 13, 2020	2nd
21	Clemson vs. Alabama	Tampa	Jan. 9, 2017	4th

MOST POINTS SCORED IN ANY QTR, SINGLE-GAME

NO.	TEAM VS. OPPONENT	GAME	DATE	QTR
28	Alabama vs. Ohio State	NCG (Miami)	Jan. 11, 2021	2nd
28	LSU vs. Oklahoma	Semifinal (Peach)	Dec. 28, 2019	2nd
27	Oregon vs. Florida State	Semifinal (Rose)	Jan. 1, 2015	3rd
24	Michigan vs. TCU	Semifinal (Fiesta)	Dec. 31, 2022	3rd
24	Alabama vs. Clemson	NCG (Arizona)	Jan. 11, 2016	4th

FEWEST POINTS SCORED IN ANY QTR, SEMIFINALS

NO.	TEAM VS. OPPONENT	GAME	DATE	QTR
0	38 times. Last by: Texas vs. Washington	Sugar	Jan. 1, 2024	3rd
	Alabama vs. Michigan	Rose	Jan. 1, 2024	3rd
	Michigan vs. Alabama	Rose	Jan. 1, 2024	3rd

FEWEST POINTS SCORED IN ANY QTR, NATIONAL CHAMPIONSHIP

NO.	TEAM VS. OPPONENT	GAME	DATE	QTR
0	18 times. Last by: Washington vs. Michigan	Houston	Jan. 8, 2024	4th

FEWEST POINTS SCORED IN ANY QTR, SINGLE-GAME

NO.	TEAM VS. OPPONENT	GAME	DATE	QTR
0	56 times. Last by: Washington vs. Michigan	NCG (Houston)	Jan. 8, 2024	4th

MOST YARDS SCORING DRIVE (TD), SEMIFINALS

NO.	TEAM VS. OPPONENT	GAME	DATE	PLAYS
99	Clemson vs. Ohio State	Fiesta	Dec. 28, 2019	7
98	Alabama vs. Washington	Peach	Dec. 31, 2016	6
97	Alabama vs. Notre Dame	Rose	Jan. 1, 2021	5
96	Clemson vs. Oklahoma	Orange	Dec. 31, 2015	7
95	Ohio State vs. Alabama	Sugar	Jan. 1, 2015	4

MOST YARDS SCORING DRIVE (TD), NATIONAL CHAMPIONSHIP

NO.	TEAM VS. OPPONENT	GAME	DATE	PLAYS
97	Ohio State vs. Oregon	North Texas	Jan. 12, 2015	10
96	Clemson vs. LSU	New Orleans	Jan. 13, 2020	4
95	LSU vs. Clemson	New Orleans	Jan. 13, 2020	11
93	Georgia vs. Alabama	Atlanta	Jan. 8, 2018	4
92	Georgia vs. TCU	Los Angeles	Jan. 9, 2023	11

COLLEGE FOOTBALL PLAYOFF

TEAM RECORDS

SCORING (CONTINUED)

MOST YARDS SCORING DRIVE (TD), SINGLE-GAME

NO.	TEAM VS. OPPONENT	GAME	DATE	PLAYS
99	Clemson vs. Ohio State	Semifinal (Fiesta)	Dec. 28, 2019	7
98	Alabama vs. Washington	Semifinal (Peach)	Dec. 31, 2016	6
97	Alabama vs. Notre Dame	Semifinal (Rose)	Jan. 1, 2021	5
97	Ohio State vs. Oregon	NCG (North Texas)	Jan. 12, 2015	10
96	Clemson vs. LSU	NCG (New Orleans)	Jan. 13, 2020	4
96	Clemson vs. Oklahoma	Semifinal (Orange)	Dec. 31, 2015	7

FEWEST YARDS SCORING DRIVE (TD), SEMIFINALS

NO.	TEAM VS. OPPONENT	GAME	DATE	PLAYS
4	Georgia vs. Oklahoma	Rose	Jan. 1, 2018	2
7	Clemson vs. Ohio State	Fiesta	Dec. 31, 2016	2
15	Alabama vs. Ohio State	Sugar	Jan. 1, 2015	5
22	Texas vs. Washington	Sugar	Jan. 1, 2024	3
25	Michigan vs. Alabama	Rose	Jan. 1, 2024	2

FEWEST YARDS SCORING DRIVE (TD), NATIONAL CHAMPIONSHIP

NO.	TEAM VS. OPPONENT	GAME	DATE	PLAYS
8	Michigan vs. Washington	Houston	Jan. 8, 2024	2
14	Ohio State vs. Oregon	North Texas	Jan. 12, 2015	5
16	Alabama vs. Georgia	Indianapolis	Jan. 10, 2022	4
19	Georgia vs. TCU	Los Angeles	Jan. 9, 2023	1
19	Ohio State vs. Alabama	Miami	Jan. 11, 2021	1

FEWEST YARDS SCORING DRIVE (TD), SINGLE-GAME

NO.	TEAM VS. OPPONENT	GAME	DATE	PLAYS
4	Georgia vs. Oklahoma	Rose	Jan. 1, 2018	2
7	Clemson vs. Ohio State	Semifinal (Fiesta)	Dec. 31, 2016	2
8	Michigan vs. Washington	NCG (Houston)	Jan. 8, 2024	2
14	Ohio State vs. Oregon	NCG (North Texas)	Jan. 12, 2015	5
15	Alabama vs. Ohio State	Semifinal (Sugar)	Jan. 1, 2015	5

MOST PLAYS SCORING DRIVE (TD), SEMIFINALS

NO.	TEAM VS. OPPONENT	GAME	DATE	YARDS
15	Notre Dame vs. Alabama	Rose	Jan. 1, 2021	75
14	Notre Dame vs. Alabama	Rose	Jan. 1, 2021	80
14	Oklahoma vs. Alabama	Orange	Dec. 29, 2018	80
13	Ohio State vs. Clemson	Fiesta	Dec. 28, 2019	84
13	Oklahoma vs. LSU	Peach	Dec. 28, 2019	75
13	LSU vs. Oklahoma	Peach	Dec. 28, 2019	74

MOST PLAYS SCORING DRIVE (TD), NATIONAL CHAMPIONSHIP

NO.	TEAM VS. OPPONENT	GAME	DATE	YARDS
12	Alabama vs. Ohio State	Miami	Jan. 11, 2021	78
12	Clemson vs. Alabama	Bay Area	Jan. 7, 2019	89
12	Ohio State vs. Oregon	North Texas	Jan. 12, 2015	75
11	Six times. Last by: Washington vs. Michigan	Houston	Jan. 8, 2024	61

SCORING (CONTINUED)

MOST PLAYS SCORING DRIVE (TD), SINGLE-GAME

NO.	TEAM VS. OPPONENT	GAME	DATE	YARDS
15	Notre Dame vs. Alabama	Semifinal (Rose)	Jan. 1, 2021	75
14	Notre Dame vs. Alabama	Semifinal (Rose)	Jan. 1, 2021	80
14	Oklahoma vs. Alabama	Semifinal (Orange)	Dec. 29, 2018	80
13	Ohio State vs. Clemson	Semifinal (Fiesta)	Dec. 28, 2019	84
13	Oklahoma vs. LSU	Semifinal (Peach)	Dec. 28, 2019	75
13	LSU vs. Oklahoma	Semifinal (Peach)	Dec. 28, 2019	74

FEWEST PLAYS SCORING DRIVE (TD), SEMIFINALS

NO.	TEAM VS. OPPONENT	GAME	DATE	YARDS
1	Georgia vs. Ohio State	Peach	Dec. 31, 2022	76
1	Ohio State vs. Clemson	Fiesta	Dec. 28, 2019	68
1	Georgia vs. Oklahoma	Rose	Jan. 1, 2018	75
1	Georgia vs. Oklahoma	Rose	Jan. 1, 2018	50
1	Alabama vs. Michigan State	Cotton	Dec. 31, 2015	50

FEWEST PLAYS SCORING DRIVE (TD), NATIONAL CHAMPIONSHIP

NO.	TEAM VS. OPPONENT	GAME	DATE	YARDS
1	Georgia vs. TCU	Los Angeles	Jan. 9, 2023	19
1	Ohio State vs. Alabama	Miami	Jan. 11, 2021	19
1	Oregon vs. Ohio State	North Texas	Jan. 12, 2015	70
2	Michigan vs. Washington	Houston	Jan. 8, 2024	8
2	Georgia vs. TCU	Los Angeles	Jan. 9, 2023	22
2	Alabama vs. Clemson	Arizona	Jan. 11, 2016	50

FEWEST PLAYS SCORING DRIVE (TD), NATIONAL CHAMPIONSHIP

NO.	TEAM VS. OPPONENT	GAME	DATE	YARDS
1	Eight times. Last by: Georgia vs. TCU	NCG (Los Angeles)	Jan. 9, 2023	19

LONGEST SCORING DRIVE (TD), SEMIFINALS

NO.	TEAM VS. OPPONENT	GAME	DATE	PLAYS	YDS.
8:03	Notre Dame vs. Alabama	Rose	Jan. 1, 2021	15	75
5:52	Oklahoma vs. LSU	Peach	Dec. 28, 2019	13	75
5:45	Ohio State vs. Georgia	Peach	Dec. 31, 2022	11	75
5:40	LSU vs. Oklahoma	Peach	Dec. 28, 2019	9	75
5:19	TCU vs. Michigan	Fiesta	Dec. 31, 2022	12	76

LONGEST SCORING DRIVE (TD), NATIONAL CHAMPIONSHIP

NO.	TEAM VS. OPPONENT	GAME	DATE	PLAYS	YDS.
6:39	Ohio State vs. Oregon	North Texas	Jan. 12, 2015	12	75
5:43	Georgia vs. TCU	Los Angeles	Jan. 9, 2023	11	92
5:32	Alabama vs. Ohio State	Miami	Jan. 11, 2021	12	78
5:21	Clemson vs. Alabama	Bay Area	Jan. 7, 2019	12	89
5:17	Georgia vs. TCU	Los Angeles	Jan. 9, 2023	9	84

COLLEGE FOOTBALL PLAYOFF

TEAM RECORDS

SCORING (CONTINUED)

LONGEST SCORING DRIVE (TD), SINGLE-GAME

NO.	TEAM VS. OPPONENT	GAME	DATE	PLAYS	YDS.
8:03	Notre Dame vs. Alabama	Semifinal (Rose)	Jan. 1, 2021	15	75
6:39	Ohio State vs. Oregon	NCG (North Texas)	Jan. 12, 2015	12	75
5:52	Oklahoma vs. LSU	Semifinal (Peach)	Dec. 28, 2019	13	75
5:45	Ohio State vs. Georgia	Semifinal (Peach)	Dec. 31, 2022	11	75
5:43	Georgia vs. TCU	NCG (Los Angeles)	Jan. 9, 2023	11	92

SHORTEST SCORING DRIVE (TD), SEMIFINALS

NO.	TEAM VS. OPPONENT	GAME	DATE	PLAYS	YDS.
0:09	Ohio State vs. Clemson	Fiesta	Dec. 28, 2019	1	68
0:09	Alabama vs. Michigan State	Cotton	Dec. 31, 2015	1	50
0:10	Georgia vs. Ohio State	Peach	Dec. 31, 2022	1	76
0:11	Georgia vs. Oklahoma	Rose	Jan. 1, 2018	1	50
0:12	Georgia vs. Oklahoma	Rose	Jan. 1, 2018	1	75

SHORTEST SCORING DRIVE (TD), NATIONAL CHAMPIONSHIP

NO.	TEAM VS. OPPONENT	GAME	DATE	PLAYS	YDS.
0:07	Georgia vs. TCU	Los Angeles	Jan. 9, 2023	1	19
0:10	Georgia vs. TCU	Los Angeles	Jan. 9, 2023	2	22
0:10	Oregon vs. Ohio State	North Texas	Jan. 12, 2015	1	70
0:11	Ohio State vs. Alabama	Miami	Jan. 11, 2021	1	19
0:41	Alabama vs. Ohio State	Miami	Jan. 11, 2021	3	60

SHORTEST SCORING DRIVE (TD), SINGLE-GAME

NO.	TEAM VS. OPPONENT	GAME	DATE	PLAYS	YDS.
0:07	Georgia vs. TCU	NCG (Los Angeles)	Jan. 9, 2023	1	19
0:09	Ohio State vs. Clemson	Semifinal (Fiesta)	Dec. 28, 2019	1	68
0:09	Alabama vs. Michigan State	Semifinal (Cotton)	Dec. 31, 2015	1	50
0:10	Georgia vs. TCU	NCG (Los Angeles)	Jan. 9, 2023	2	22
0:10	Georgia vs. Ohio State	Semifinal (Peach)	Dec. 31, 2022	1	76
0:10	Oregon vs. Ohio State	NCG (North Texas)	Jan. 12, 2015	1	70

MOST YARDS SCORING DRIVE (FG), SEMIFINALS

NO.	TEAM VS. OPPONENT	GAME	DATE	PLAYS
88	Oregon vs. Florida State	Rose	Jan. 1, 2015	19
80	Ohio State vs. Alabama	Sugar	Jan. 1, 2015	10
75	Ohio State vs. Clemson	Fiesta	Dec. 28, 2019	7
71	Ohio State vs. Clemson	Fiesta	Dec. 28, 2019	10
71	Ohio State vs. Alabama	Sugar	Jan. 1, 2015	11

MOST YARDS SCORING DRIVE (FG), NATIONAL CHAMPIONSHIP

NO.	TEAM VS. OPPONENT	GAME	DATE	PLAYS
87	Georgia vs. Alabama	Indianapolis	Jan. 10, 2022	11
75	Alabama vs. Ohio State	Miami	Jan. 11, 2021	16
72	Alabama vs. Georgia	Indianapolis	Jan. 10, 2022	10
71	Alabama vs. Georgia	Atlanta	Jan. 8, 2018	8
70	Georgia vs. Alabama	Atlanta	Jan. 8, 2018	13

SCORING (CONTINUED)

MOST YARDS SCORING DRIVE (FG), SINGLE-GAME

NO.	TEAM VS. OPPONENT	GAME	DATE	PLAYS
88	Oregon vs. Florida State	Semifinal (Rose)	Jan. 1, 2015	19
87	Georgia vs. Alabama	NCG (Indianapolis)	Jan. 10, 2022	11
80	Ohio State vs. Alabama	Semifinal (Sugar)	Jan. 1, 2015	10
75	Alabama vs. Ohio State	NCG (Miami)	Jan. 11, 2021	16
75	Ohio State vs. Clemson	Semifinal (Fiesta)	Dec. 28, 2019	7

FEWEST YARDS SCORING DRIVE (FG), SEMIFINALS

NO.	TEAM VS. OPPONENT	GAME	DATE	PLAYS
-5	Clemson vs. Alabama	Sugar	Jan. 1, 2018	4
1	TCU vs. Michigan	Fiesta	Dec. 31, 2022	4
9	Georgia vs. Oklahoma	Rose	Jan. 1, 2018	2
17	Alabama vs. Washington	Peach	Dec. 31, 2016	6
19	Clemson vs. Oklahoma	Orange	Dec. 31, 2015	9

FEWEST YARDS SCORING DRIVE (FG), NATIONAL CHAMPIONSHIP

NO.	TEAM VS. OPPONENT	GAME	DATE	PLAYS
-9	Georgia vs. Alabama	Atlanta	Jan. 8, 2018	4
7	Alabama vs. Clemson	Tampa	Jan. 9, 2017	4
12	Michigan vs. Washington	Houston	Jan. 8, 2024	6
15	Alabama vs. Georgia	Atlanta	Jan. 8, 2018	6
17	Oregon vs. Ohio State	North Texas	Jan. 12, 2015	6

FEWEST YARDS SCORING DRIVE (FG), SINGLE-GAME

NO.	TEAM VS. OPPONENT	GAME	DATE	PLAYS
-9	Georgia vs. Alabama	NCG (Atlanta)	Jan. 8, 2018	4
-5	Clemson vs. Alabama	Semifinal (Sugar)	Jan. 1, 2018	4
1	TCU vs. Michigan	Semifinal (Fiesta)	Dec. 31, 2022	4
7	Alabama vs. Clemson	NCG (Tampa)	Jan. 9, 2017	4
9	Georgia vs. Oklahoma	Semifinal (Rose)	Jan. 1, 2018	2

MOST PLAYS SCORING DRIVE (FG), SEMIFINALS

NO.	TEAM VS. OPPONENT	GAME	DATE	YARDS
19	Oregon vs. Florida State	Rose	Jan. 1, 2015	88
14	Ohio State vs. Clemson	Fiesta	Dec. 28, 2019	70
14	Oklahoma vs. Alabama	Orange	Dec. 29, 2018	66
13	Four times. Last by:			
	Alabama vs. Cincinnati	Cotton	Dec. 31, 2021	67
	Cincinnati vs. Alabama	Cotton	Dec. 31, 2021	60

MOST PLAYS SCORING DRIVE (FG), NATIONAL CHAMPIONSHIP

NO.	TEAM VS. OPPONENT	GAME	DATE	YARDS
16	Alabama vs. Ohio State	Miami	Jan. 11, 2021	75
14	Washington vs. Michigan	Houston	Jan. 8, 2024	67
14	Alabama vs. Georgia	Indianapolis	Jan. 10, 2022	56
14	Georgia vs. Alabama	Atlanta	Jan. 8, 2018	55
13	Georgia vs. Alabama	Atlanta	Jan. 8, 2018	70

COLLEGE FOOTBALL PLAYOFF

TEAM RECORDS

SCORING (CONTINUED)

MOST PLAYS SCORING DRIVE (FG), SINGLE-GAME

NO.	TEAM VS. OPPONENT	GAME	DATE	YARDS
19	Oregon vs. Florida State	Semifinal (Rose)	Jan. 1, 2015	88
16	Alabama vs. Ohio State	NCG (Miami)	Jan. 11, 2021	75
14	Five times. Last by: Washington vs. Michigan	NCG (Houston)	Jan. 8, 2024	67

FEWEST PLAYS SCORING DRIVE (FG), SEMIFINALS

NO.	TEAM VS. OPPONENT	GAME	DATE	YARDS
2	Georgia vs. Oklahoma	Rose	Jan. 1, 2018	9
4	TCU vs. Michigan	Fiesta	Dec. 31, 2022	1
4	Clemson vs. Alabama	Sugar	Jan. 1, 2018	-5
5	Washington vs. Texas	Sugar	Jan. 1, 2024	24
5	Michigan vs. TCU	Fiesta	Dec. 31, 2022	26

FEWEST PLAYS SCORING DRIVE (FG), NATIONAL CHAMPIONSHIP

NO.	TEAM VS. OPPONENT	GAME	DATE	YARDS
4	Georgia vs. Alabama	Atlanta	Jan. 8, 2018	-9
4	Alabama vs. Clemson	Tampa	Jan. 9, 2017	7
5	Michigan vs. Washington	Houston	Jan. 8, 2024	65
5	Alabama vs. Georgia	Indianapolis	Jan. 10, 2022	47
6	Six times. Last by: Michigan vs. Washington	Houston	Jan. 8, 2024	12

FEWEST PLAYS SCORING DRIVE (FG), SINGLE-GAME

NO.	TEAM VS. OPPONENT	GAME	DATE	YARDS
2	Georgia vs. Oklahoma	Semifinal (Rose)	Jan. 1, 2018	9
4	TCU vs. Michigan	Semifinal (Fiesta)	Dec. 31, 2022	1
4	Georgia vs. Alabama	NCG (Atlanta)	Jan. 8, 2018	-9
4	Clemson vs. Alabama	Semifinal (Sugar)	Jan. 1, 2018	-5
4	Alabama vs. Clemson	NCG (Tampa)	Jan. 9, 2017	7

LONGEST SCORING DRIVE (FG), SEMIFINALS

NO.	TEAM VS. OPPONENT	GAME	DATE	PLAYS	YDS.
7:05	Alabama vs. Oklahoma	Orange	Dec. 29, 2018	12	55
5:58	Ohio State vs. Georgia	Peach	Dec. 31, 2022	11	45
5:49	Alabama vs. Michigan	Rose	Jan. 1, 2024	9	35
5:48	Washington vs. Texas	Sugar	Jan. 1, 2024	12	58
5:24	Alabama vs. Clemson	Sugar	Jan. 1, 2018	10	47

LONGEST SCORING DRIVE (FG), NATIONAL CHAMPIONSHIP

NO.	TEAM VS. OPPONENT	GAME	DATE	PLAYS	YDS.
7:40	Georgia vs. Alabama	Atlanta	Jan. 8, 2018	14	55
7:08	Alabama vs. Ohio State	Miami	Jan. 11, 2021	16	75
6:18	Washington vs. Michigan	Houston	Jan. 8, 2024	14	67
6:07	Alabama vs. Clemson	Bay Area	Jan. 7, 2019	11	45
5:51	Georgia vs. Alabama	Indianapolis	Jan. 10, 2022	11	87

SCORING (CONTINUED)

LONGEST SCORING DRIVE (FG), NATIONAL CHAMPIONSHIP

NO.	TEAM VS. OPPONENT	GAME	DATE	PLAYS	YDS.
7:40	Georgia vs. Alabama	NCG (Atlanta)	Jan. 8, 2018	14	55
7:08	Alabama vs. Ohio State	NCG (Miami)	Jan. 11, 2021	16	75
7:05	Alabama vs. Oklahoma	Semifinal (Orange)	Dec. 29, 2018	12	55
6:18	Washington vs. Michigan	NCG (Houston)	Jan. 8, 2024	14	67
6:07	Alabama vs. Clemson	NCG (Bay Area)	Jan. 7, 2019	11	45

SHORTEST SCORING DRIVE (FG), SEMIFINALS

NO.	TEAM VS. OPPONENT	GAME	DATE	PLAYS	YDS.
0:05	Georgia vs. Oklahoma	Rose	Jan. 1, 2018	2	9
0:47	Michigan vs. TCU	Fiesta	Dec. 31, 2022	5	26
1:25	Texas vs. Washington	Sugar	Jan. 1, 2024	8	68
1:42	Ohio State vs. Clemson	Fiesta	Dec. 28, 2019	7	75
2:03	Clemson vs. Alabama	Sugar	Jan. 1, 2018	4	-5

SHORTEST SCORING DRIVE (FG), NATIONAL CHAMPIONSHIP

NO.	TEAM VS. OPPONENT	GAME	DATE	PLAYS	YDS.
1:06	Alabama vs. Georgia	Atlanta	Jan. 8, 2018	6	15
1:19	Clemson vs. Alabama	Bay Area	Jan. 7, 2019	8	61
1:22	Alabama vs. Georgia	Indianapolis	Jan. 10, 2022	5	47
1:29	Alabama vs. Clemson	Tampa	Jan. 9, 2017	4	7
1:42	Oregon vs. Ohio State	North Texas	Jan. 12, 2015	6	17

SHORTEST SCORING DRIVE (FG), SINGLE-GAME

NO.	TEAM VS. OPPONENT	GAME	DATE	PLAYS	YDS.
0:05	Georgia vs. Oklahoma	Semifinal (Rose)	Jan. 1, 2018	2	9
0:47	Michigan vs. TCU	Semifinal (Fiesta)	Dec. 31, 2022	5	26
1:06	Alabama vs. Georgia	NCG (Atlanta)	Jan. 8, 2018	6	15
1:19	Clemson vs. Alabama	NCG (Bay Area)	Jan. 7, 2019	8	61
1:22	Alabama vs. Georgia	NCG (Indianapolis)	Jan. 10, 2022	5	47

QUICKEST SCORING DRIVE, SEMIFINALS (EXCL. OT)

NO.	TEAM VS. OPPONENT	GAME	DATE	
0:05	Georgia vs. Oklahoma	Rose	Jan. 1, 2018	2 plays, 9 yards, 55-yard FG
0:09	Ohio State vs. Clemson	Fiesta	Dec. 28, 2019	1 play, 68 yards, 68-yard TD run
0:09	Alabama vs. Michigan State	Cotton	Dec. 31, 2015	1 play, 50 yards, 50-yard TD pass
0:10	Georgia vs. Ohio State	Peach	Dec. 31, 2022	1 play, 76 yards, 76-yard TD pass
0:11	Georgia vs. Oklahoma	Rose	Jan. 1, 2018	1 play, 50 yards, 50-yard TD run

COLLEGE FOOTBALL PLAYOFF

TEAM RECORDS

SCORING (CONTINUED)

QUICKEST SCORING DRIVE, NATIONAL CHAMPIONSHIP (EXCL. OT)

NO.	TEAM VS. OPPONENT	GAME	DATE	
0:07	Georgia vs. TCU	Los Angeles	Jan. 9, 2023	1 play, 19 yards, 19-yard TD run
0:10	Georgia vs. TCU	Los Angeles	Jan. 9, 2023	2 plays, 22 yards, 22-yard TD pass
0:10	Oregon vs. Ohio State	North Texas	Jan. 12, 2015	1 play, 70 yards, 70-yard TD pass
0:11	Ohio State vs. Alabama	Miami	Jan. 11, 2021	1 play, 19 yards, 4-yard TD run
0:41	Alabama vs. Ohio State	Miami	Jan. 11, 2021	3 plays, 60 yards, 42-yard TD pass

QUICKEST SCORING DRIVE, SINGLE-GAME (EXCL. OT)

NO.	TEAM VS. OPPONENT	GAME	DATE	
0:05	Georgia vs. Oklahoma	Semifinal (Rose)	Jan. 1, 2018	2 plays, 9 yards, 55-yard FG
0:07	Georgia vs. TCU	NCG (Los Angeles)	Jan. 9, 2023	1 play, 19 yards, 19-yard TD run
0:09	Ohio State vs. Clemson	Semifinal (Fiesta)	Dec. 28, 2019	1 play, 68 yards, 68-yard TD run
0:09	Alabama vs. Michigan State	Semifinal (Cotton)	Dec. 31, 2015	1 play, 50 yards, 50-yard TD pass
0:10	Georgia vs. TCU	NCG (Los Angeles)	Jan. 9, 2023	2 plays, 22 yards, 22-yard TD pass
0:10	Georgia vs. Ohio State	Semifinal (Peach)	Dec. 31, 2022	1 play, 76 yards, 76-yard TD pass
0:10	Oregon vs. Ohio State	NCG (North Texas)	Jan. 12, 2015	1 play, 70 yards, 70-yard TD pass

CONSECUTIVE DRIVES WITH SCORES, SEMIFINALS

NO.	TEAM VS. OPPONENT	GAME	DATE	
7	LSU vs. Oklahoma	Peach	Dec. 28, 2019	(TD, TD, TD, TD, TD, TD, TD)
6	Oregon vs. Florida State	Rose	Jan. 1, 2015	(TD, TD, TD, TD, TD, TD)
5	Georgia vs. Michigan	Orange	Dec. 31, 2021	(TD, TD, FG, FG, TD)
5	Ohio State vs. Clemson	Sugar	Jan. 1, 2015	(TD, TD, TD, TD, TD)
4	Five times. Last by: Washington vs. Texas	Sugar	Jan. 1, 2024	(TD, TD, FG, FG)

SCORING (CONTINUED)

CONSECUTIVE DRIVES WITH SCORES, NATIONAL CHAMPIONSHIP

NO.	TEAM VS. OPPONENT	GAME	DATE	
6	Georgia vs. TCU	Los Angeles	Jan. 9, 2023	(TD, FG, TD, TD, TD, TD)
5	Clemson vs. Alabama	Bay Area	Jan. 7, 2019	(TD, TD, FG, TD, TD)
4	Georgia vs. TCU	Los Angeles	Jan. 9, 2023	(TD, TD, TD, TD)
4	Alabama vs. Clemson	Arizona	Jan. 11, 2016	(FG, TD, TD, TD)
3	Six times. Last by: Michigan vs. Washington	Houston	Jan. 8, 2024	(TD, TD, FG)

CONSECUTIVE DRIVES WITH SCORES, SINGLE-GAME

NO.	TEAM VS. OPPONENT	GAME	DATE	
7	LSU vs. Oklahoma	Semifinal (Peach)	Dec. 28, 2019	(TD, TD, TD, TD, TD, TD, TD)
6	Georgia vs. TCU	NCG (Los Angeles)	Jan. 9, 2023	(TD, FG, TD, TD, TD, TD)
6	Oregon vs. Florida State	Semifinal (Rose)	Jan. 1, 2015	(TD, TD, TD, TD, TD, TD)
5	Georgia vs. Michigan	Semifinal (Orange)	Dec. 31, 2021	(TD, TD, FG, FG, TD)
5	Clemson vs. Alabama	NCG (Bay Area)	Jan. 7, 2019	(TD, TD, FG, TD, TD)
5	Ohio State vs. Clemson	Semifinal (Sugar)	Jan. 1, 2015	(TD, TD, TD, TD, TD)

RED ZONE SCORING PERCENTAGE, SEMIFINALS

%	TEAM VS. OPPONENT	GAME	DATE	
1.000	20 times. Last by: Michigan vs. Alabama	Rose	Jan. 1, 2024	(3-3)

RED ZONE SCORING PERCENTAGE, NATIONAL CHAMPIONSHIP

%	TEAM VS. OPPONENT	GAME	DATE	
1.000	14 times. Last by: Michigan vs. Washington	Houston	Jan. 8, 2024	(4-4)
	Washington vs. Michigan	Houston	Jan. 8, 2024	(2-2)

RED ZONE SCORING PERCENTAGE, SINGLE-GAME

%	TEAM VS. OPPONENT	GAME	DATE	
1.000	34 times. Last by: Michigan vs. Washington	NCG (Houston)	Jan. 8, 2024	(4-4)
	Washington vs. Michigan	NCG (Houston)	Jan. 8, 2024	(2-2)

POINTS OFF TURNOVERS, SEMIFINALS

NO.	TEAM VS. OPPONENT	GAME	DATE	
34	Oregon vs. Florida State	Rose	Jan. 1, 2015	
28	Alabama vs. Ohio State	Sugar	Jan. 1, 2015	
15	Michigan vs. TCU	Fiesta	Dec. 31, 2022	
14	Alabama vs. Clemson	Sugar	Jan. 1, 2018	
14	Ohio State vs. Alabama	Sugar	Jan. 1, 2015	

TEAM RECORDS

SCORING (CONTINUED)

POINTS OFF TURNOVERS, NATIONAL CHAMPIONSHIP

NO.	TEAM VS. OPPONENT	GAME	DATE
17	Georgia vs. TCU	Los Angeles	Jan. 9, 2023
14	Clemson vs. Alabama	Bay Area	Jan. 7, 2019
10	Michigan vs. Washington	Houston	Jan. 8, 2024
10	Oregon vs. Ohio State	North Texas	Jan. 12, 2015
7	Georgia vs. Alabama	Indianapolis	Jan. 10, 2022
7	Ohio State vs. Alabama	Miami	Jan. 11, 2021
7	Alabama vs. Clemson	Arizona	Jan. 11, 2016

POINTS OFF TURNOVERS, SINGLE-GAME

NO.	TEAM VS. OPPONENT	GAME	DATE
34	Oregon vs. Florida State	Semifinal (Rose)	Jan. 1, 2015
28	Alabama vs. Ohio State	Semifinal (Sugar)	Jan. 1, 2015
17	Georgia vs. TCU	NCG (Los Angeles)	Jan. 9, 2023
15	Michigan vs. TCU	Semifinal (Fiesta)	Dec. 31, 2022
14	Clemson vs. Alabama	NCG (Bay Area)	Jan. 7, 2019
14	Alabama vs. Clemson	Semifinal (Sugar)	Jan. 1, 2018
14	Ohio State vs. Alabama	Semifinal (Sugar)	Jan. 1, 2015

OPENING DRIVE SCORING IN THE CFP

ALL-TIME SCORES ON OPENING DRIVE OF FIRST HALF,
SEMIFINALS

TEAM	OPPONENT	GAME	DATE	SCORE
Washington	vs. Texas	Sugar	Jan. 1, 2024	2-yard TD rush
Georgia	vs. Michigan	Orange	Dec. 31, 2021	9-yard TD pass
Cincinnati	vs. Alabama	Cotton	Dec. 31, 2021	33-yard FG
Alabama	vs. Cincinnati	Cotton	Dec. 31, 2021	8-yard TD pass
Clemson	vs. Ohio State	Sugar	Jan. 1, 2021	2-yard TD rush
LSU	vs. Oklahoma	Peach	Dec. 28, 2019	19-yard TD pass
Ohio State	vs. Clemson	Fiesta	Dec. 28, 2019	21-yard FG
Alabama	vs. Oklahoma	Orange	Dec. 29, 2018	1-yard TD rush
Oklahoma	vs. Georgia	Rose	Jan. 1, 2018	13-yard TD pass
Oklahoma	vs. Clemson	Orange	Dec. 31, 2015	1-yard TD rush
Florida State	vs. Oregon	Rose	Jan. 1, 2015	28-yard FG
Ohio State	vs. Alabama	Sugar	Jan. 1, 2015	22-yard FG

ALL-TIME SCORES ON OPENING DRIVE OF SECOND HALF,
SEMIFINALS

TEAM	OPPONENT	GAME	DATE	SCORE
Washington	vs. Texas	Sugar	Jan. 1, 2024	19-yard TD pass
Ohio State	vs. Georgia	Peach	Dec. 31, 2022	10-yard TD pass
Michigan	vs. TCU	Fiesta	Dec. 31, 2022	21-yard FG
Cincinnati	vs. Alabama	Cotton	Dec. 31, 2021	37-yard FG
Alabama	vs. Notre Dame	Rose	Jan. 1, 2021	26-yard TD pass
Clemson	vs. Ohio State	Sugar	Jan. 1, 2021	10-yard TD pass
Oklahoma	vs. LSU	Peach	Dec. 28, 2019	12-yard TD rush
LSU	vs. Oklahoma	Peach	Dec. 28, 2019	3-yard TD rush
Oklahoma	vs. Alabama	Orange	Dec. 29, 2018	26-yard FG
Clemson	vs. Alabama	Sugar	Jan. 1, 2018	42-yard FG
Georgia	vs. Oklahoma	Rose	Jan. 1, 2018	50-yard TD rush
Alabama	vs. Michigan St.	Cotton	Dec. 31, 2015	6-yard TD pass
Clemson	vs. Oklahoma	Orange	Dec. 31, 2015	1-yard TD rush
Oregon	vs. Florida St.	Rose	Jan. 1, 2015	3-yard TD rush
Ohio State	vs. Alabama	Sugar	Jan. 1, 2015	47-yard TD pass

ALL-TIME SCORES ON OPENING DRIVE OF FIRST HALF,
NATIONAL CHAMPIONSHIP

TEAM	OPPONENT	GAME	DATE	SCORE
Washington	vs. Michigan	Houston	Jan. 8, 2024	25-yard FG
Michigan	vs. Washington	Houston	Jan. 8, 2024	41-yard TD rush
Georgia	vs. TCU	Los Angeles	Jan. 9, 2023	21-yard TD rush
Alabama	vs. Georgia	Indianapolis	Jan. 10, 2022	37-yard FG
Alabama	vs. Ohio State	Miami	Jan. 11, 2021	1-yard TD rush
Oregon	vs. Ohio State	North Texas	Jan. 12, 2015	7-yard TD pass

ALL-TIME SCORES ON OPENING DRIVE OF SECOND HALF,
NATIONAL CHAMPIONSHIP

TEAM	OPPONENT	GAME	DATE	SCORE
Michigan	vs. Washington	Houston	Jan. 8, 2024	38-yard FG
Ohio State	vs. Alabama	Miami	Jan. 11, 2021	20-yard TD pass
Alabama	vs. Ohio State	Miami	Jan. 11, 2021	20-yard FG
Clemson	vs. LSU	New Orleans	Jan. 13, 2020	3-yard TD rush
Clemson	vs. Alabama	Bay Area	Jan. 7, 2019	74-yard TD pass
Alabama	vs. Clemson	Tampa	Jan. 9, 2017	27-yard FG
Alabama	vs. Clemson	Arizona	Jan. 11, 2016	53-yard TD pass
Oregon	vs. Ohio State	North Texas	Jan. 12, 2015	70-yard TD pass

COLLEGE FOOTBALL PLAYOFF

TEAM RECORDS

FIRST DOWNS

MOST FIRST DOWNS, SEMIFINALS

NO.	TEAM VS. OPPONENT	GAME	DATE
31	LSU vs. Oklahoma	Peach	Dec. 28, 2019
30	Clemson vs. Oklahoma	Orange	Dec. 31, 2015
30	Oregon vs. Florida State	Rose	Jan. 1, 2015
28	Ohio State vs. Clemson	Fiesta	Dec. 28, 2019
28	Alabama vs. Oklahoma	Orange	Dec. 29, 2018
28	Florida State vs. Oregon	Rose	Jan. 1, 2015

MOST FIRST DOWNS, NATIONAL CHAMPIONSHIP

NO.	TEAM VS. OPPONENT	GAME	DATE
33	Alabama vs. Ohio State	Miami	Jan. 11, 2021
32	Georgia vs. TCU	Los Angeles	Jan. 9, 2023
31	Clemson vs. Alabama	Tampa	Jan. 9, 2017
31	Clemson vs. Alabama	Arizona	Jan. 11, 2016
29	LSU vs. Clemson	New Orleans	Jan. 13, 2020

MOST FIRST DOWNS, SINGLE-GAME

NO.	TEAM VS. OPPONENT	GAME	DATE
33	Alabama vs. Ohio State	NCG (Miami)	Jan. 11, 2021
32	Georgia vs. TCU	NCG (Los Angeles)	Jan. 9, 2023
31	LSU vs. Oklahoma	Semifinal (Peach)	Dec. 28, 2019
31	Clemson vs. Alabama	NCG (Tampa)	Jan. 9, 2017
31	Clemson vs. Alabama	NCG (Arizona)	Jan. 11, 2016

MOST FIRST DOWNS, CFP (FOUR-TEAM)

NO.	TEAM	GAMES	SEASON
61	Clemson	Orange & NCG	2015-16
60	LSU	Peach & NCG	2019-20
57	Alabama	Rose & NCG	2020-21
55	Clemson	Fiesta & NCG	2016-17
54	Georgia	Peach & NCG	2022-23

FEWEST FIRST DOWNS, SEMIFINALS

NO.	TEAM VS. OPPONENT	GAME	DATE
9	Ohio State vs. Clemson	Fiesta	Dec. 31, 2016
13	Cincinnati vs. Alabama	Cotton	Dec. 31, 2021
14	Washington vs. Alabama	Peach	Dec. 31, 2016
15	Michigan vs. Alabama	Rose	Jan. 1, 2024
16	Four times. Last by: Michigan vs. Georgia	Orange	Dec. 31, 2021

FEWEST FIRST DOWNS, NATIONAL CHAMPIONSHIP

NO.	TEAM VS. OPPONENT	GAME	DATE
9	TCU vs. Georgia	Los Angeles	Jan. 9, 2023
16	Michigan vs. Washington	Houston	Jan. 8, 2024
16	Alabama vs. Clemson	Tampa	Jan. 9, 2017
17	Washington vs. Michigan	Houston	Jan. 8, 2024
18	Alabama vs. Clemson	Arizona	Jan. 11, 2016

FIRST DOWNS (CONTINUED)

FEWEST FIRST DOWNS, SINGLE-GAME

NO.	TEAM VS. OPPONENT	GAME	DATE
9	TCU vs. Georgia	NCG (Los Angeles)	Jan. 9, 2023
9	Ohio State vs. Clemson	Semifinal (Fiesta)	Dec. 31, 2016
13	Cincinnati vs. Alabama	Semifinal (Cotton)	Dec. 31, 2021
14	Washington vs. Alabama	Semifinal (Peach)	Dec. 31, 2016
15	Michigan vs. Alabama	Semifinal (Rose)	Jan. 1, 2024

MOST FIRST DOWNS RUSHING, SEMIFINALS

NO.	TEAM VS. OPPONENT	GAME	DATE
17	Clemson vs. Oklahoma	Orange	Dec. 31, 2015
17	Oregon vs. Florida State	Rose	Jan. 1, 2015
16	Alabama vs. Cincinnati	Cotton	Dec. 31, 2021
13	Alabama vs. Michigan	Rose	Jan. 1, 2024
13	TCU vs. Michigan	Fiesta	Dec. 31, 2022
13	Alabama vs. Washington	Peach	Dec. 31, 2016

MOST FIRST DOWNS RUSHING, NATIONAL CHAMPIONSHIP

NO.	TEAM VS. OPPONENT	GAME	DATE
18	Ohio State vs. Oregon	North Texas	Jan. 12, 2015
15	Georgia vs. TCU	Los Angeles	Jan. 9, 2023
12	Alabama vs. Clemson	Bay Area	Jan. 7, 2019
10	Five times. Last by: Michigan vs. Washington	Houston	Jan. 8, 2024

MOST FIRST DOWNS RUSHING, SINGLE-GAME

NO.	TEAM VS. OPPONENT	GAME	DATE
18	Ohio State vs. Oregon	NCG (North Texas)	Jan. 12, 2015
17	Clemson vs. Oklahoma	Semifinal (Orange)	Dec. 31, 2015
17	Oregon vs. Florida State	Semifinal (Rose)	Jan. 1, 2015
16	Alabama vs. Cincinnati	Semifinal (Cotton)	Dec. 31, 2021
15	Georgia vs. TCU	NCG (Los Angeles)	Jan. 9, 2023

MOST FIRST DOWNS RUSHING, CFP (FOUR-TEAM)

NO.	TEAM	GAMES	SEASON
30	Ohio State	Sugar & NCG	2014-15
26	Clemson	Orange & NCG	2015-19
24	Alabama	Orange & NCG	2018-19
24	Oregon	Rose & NCG	2014-15
23	Alabama	Peach & NCG	2016-17

FEWEST FIRST DOWNS RUSHING, SEMIFINALS

NO.	TEAM VS. OPPONENT	GAME	DATE
2	Michigan State vs. Alabama	Cotton	Dec. 31, 2015
3	Ohio State vs. Clemson	Fiesta	Dec. 31, 2016
4	Clemson vs. Ohio State	Sugar	Jan. 1, 2021
5	Michigan vs. Alabama	Rose	Jan. 1, 2024
5	Ohio State vs. Georgia	Peach	Dec. 31, 2022
5	Oklahoma vs. LSU	Peach	Dec. 28, 2019

COLLEGE FOOTBALL PLAYOFF

TEAM RECORDS

FIRST DOWNS (CONTINUED)

FEWEST FIRST DOWNS RUSHING, NATIONAL CHAMPIONSHIP

NO.	TEAM VS. OPPONENT	GAME	DATE
2	Washington vs. Michigan	Houston	Jan. 8, 2024
4	TCU vs. Georgia	Los Angeles	Jan. 9, 2023
5	Alabama vs. Georgia	Indianapolis	Jan. 10, 2022
5	Ohio State vs. Alabama	Miami	Jan. 11, 2021
6	Clemson vs. LSU	New Orleans	Jan. 13, 2020
6	Alabama vs. Clemson	Arizona	Jan. 11, 2016

FEWEST FIRST DOWNS RUSHING, SINGLE-GAME

NO.	TEAM VS. OPPONENT	GAME	DATE
2	Washington vs. Michigan	NCG (Houston)	Jan. 8, 2024
2	Michigan State vs. Alabama	Semifinal (Cotton)	Dec. 31, 2015
3	Ohio State vs. Clemson	Semifinal (Fiesta)	Dec. 31, 2016
4	TCU vs. Georgia	NCG (Los Angeles)	Jan. 9, 2023
4	Clemson vs. Ohio State	Semifinal (Sugar)	Jan. 1, 2021

MOST FIRST DOWNS PASSING, SEMIFINALS

NO.	TEAM VS. OPPONENT	GAME	DATE
20	LSU vs. Oklahoma	Peach	Dec. 28, 2019
17	Washington vs. Texas	Sugar	Jan. 1, 2024
17	Ohio State vs. Georgia	Peach	Dec. 22, 2022
17	Clemson vs. Ohio State	Sugar	Jan. 1, 2021
17	Florida State vs. Oregon	Rose	Jan. 1, 2015

MOST FIRST DOWNS PASSING, NATIONAL CHAMPIONSHIP

NO.	TEAM VS. OPPONENT	GAME	DATE
22	Alabama vs. Ohio State	Miami	Jan. 11, 2021
20	Clemson vs. Alabama	Arizona	Jan. 11, 2016
19	Clemson vs. Alabama	Tampa	Jan. 9, 2017
17	LSU vs. Clemson	New Orleans	Jan. 13, 2020
16	Georgia vs. TCU	Los Angeles	Jan. 9, 2023

MOST FIRST DOWNS PASSING, SINGLE-GAME

NO.	TEAM VS. OPPONENT	GAME	DATE
22	Alabama vs. Ohio State	NCG (Miami)	Jan. 11, 2021
20	LSU vs. Oklahoma	Semifinal (Peach)	Dec. 28, 2019
20	Clemson vs. Alabama	NCG (Arizona)	Jan. 11, 2016
19	Clemson vs. Alabama	NCG (Tampa)	Jan. 9, 2017
17	Five times. Last by: Washington vs. Texas	Semifinal (Sugar)	Jan. 1, 2024

MOST FIRST DOWNS PASSING, CFP (FOUR-TEAM)

NO.	TEAM	GAMES	SEASON
37	Alabama	Rose & NCG	2020-21
37	LSU	Peach & NCG	2019-20
31	Georgia	Peach & NCG	2022-23
31	Clemson	Fiesta & NCG	2016-17
30	Washington	Sugar & NCG	2023-24
30	Clemson	Orange & NCG	2015-16

FIRST DOWNS (CONTINUED)

FEWEST FIRST DOWNS PASSING, SEMIFINALS

NO.	TEAM VS. OPPONENT	GAME	DATE
3	Alabama vs. Washington	Peach	Dec. 31, 2016
4	Alabama vs. Michigan	Rose	Jan. 1, 2024
4	Ohio State vs. Clemson	Fiesta	Dec. 31, 2016
6	TCU vs. Michigan	Fiesta	Dec. 31, 2022
7	Cincinnati vs. Alabama	Cotton	Dec. 31, 2021

FEWEST FIRST DOWNS PASSING, NATIONAL CHAMPIONSHIP

NO.	TEAM VS. OPPONENT	GAME	DATE
4	TCU vs. Georgia	Los Angeles	Jan. 9, 2023
5	Alabama vs. Clemson	Tampa	Jan. 9, 2017
6	Michigan vs. Washington	Houston	Jan. 8, 2024
8	Alabama vs. Georgia	Atlanta	Jan. 8, 2018
8	Ohio State vs. Oregon	North Texas	Jan. 12, 2015

FEWEST FIRST DOWNS PASSING, SINGLE-GAME

NO.	TEAM VS. OPPONENT	GAME	DATE
3	Alabama vs. Washington	Semifinal (Peach)	Dec. 31, 2016
4	Alabama vs. Michigan	Semifinal (Rose)	Jan. 1, 2024
4	TCU vs. Georgia	NCG (Los Angeles)	Jan. 9, 2023
4	Ohio State vs. Clemson	Semifinal (Fiesta)	Dec. 31, 2016
5	Alabama vs. Clemson	NCG (Tampa)	Jan. 9, 2017

MOST FIRST DOWNS BY PENALTY, SEMIFINALS

NO.	TEAM VS. OPPONENT	GAME	DATE
5	Michigan vs. TCU	Fiesta	Dec. 31, 2022
4	Clemson vs. Ohio State	Fiesta	Dec. 28, 2019
3	Notre Dame vs. Alabama	Rose	Jan. 1, 2021
3	Ohio State vs. Clemson	Fiesta	Dec. 28, 2019
3	Michigan State vs. Alabama	Cotton	Dec. 31, 2015
3	Clemson vs. Oklahoma	Orange	Dec. 31, 2015

MOST FIRST DOWNS BY PENALTY, NATIONAL CHAMPIONSHIP

NO.	TEAM VS. OPPONENT	GAME	DATE
6	Clemson vs. LSU	New Orleans	Jan. 13, 2020
4	Clemson vs. Alabama	Tampa	Jan. 9, 2017
3	Georgia vs. Alabama	Indianapolis	Jan. 10, 2022
3	Ohio State vs. Alabama	Miami	Jan. 11, 2021
3	Georgia vs. Alabama	Atlanta	Jan. 8, 2018

MOST FIRST DOWNS BY PENALTY, SINGLE-GAME

NO.	TEAM VS. OPPONENT	GAME	DATE
6	Clemson vs. LSU	NCG (New Orleans)	Jan. 13, 2020
5	Michigan vs. TCU	Semifinal (Fiesta)	Dec. 31, 2022
4	Clemson vs. Ohio State	Semifinal (Fiesta)	Dec. 28, 2019
4	Clemson vs. Alabama	NCG (Tampa)	Jan. 9, 2017
3	Seven times. Last by: Georgia vs. Alabama	NCG (Indianapolis)	Jan. 10, 2022

COLLEGE FOOTBALL PLAYOFF

TEAM RECORDS

FIRST DOWNS (CONTINUED)

FEWEST FIRST DOWNS BY PENALTY, SEMIFINALS

NO.	TEAM VS. OPPONENT	GAME	DATE
0	10 times. Last by:		
	Alabama vs. Michigan	Rose	Jan. 1, 2024
	Michigan vs. Alabama	Rose	Jan. 1, 2024

FEWEST FIRST DOWNS BY PENALTY, NATIONAL CHAMPIONSHIP

NO.	TEAM VS. OPPONENT	GAME	DATE
0	Michigan vs. Washington	Houston	Jan. 8, 2024
0	Alabama vs. Clemson	Bay Area	Jan. 7, 2019
0	Oregon vs. Ohio State	North Texas	Jan. 12, 2015
1	Five times. Last by:		
	Georgia vs. TCU	Los Angeles	Jan. 9, 2023

FEWEST FIRST DOWNS BY PENALTY, SEMIFINALS

NO.	TEAM VS. OPPONENT	GAME	DATE
0	13 times. Last by:		
	Michigan vs. Washington	NCG (Houston)	Jan. 8, 2024

THIRD DOWNS

HIGHEST THIRD DOWN CONVERSION %, SEMIFINALS

%	TEAM VS. OPPONENT	GAME	DATE
.700	Alabama vs. Oklahoma	Orange	Dec. 29, 2018 (7-10)
.625	Georgia vs. Michigan	Orange	Dec. 31, 2021 (10-16)
.600	Alabama vs. Notre Dame	Rose	Jan. 1, 2021 (6-10)
.583	Oregon vs. Florida State	Rose	Jan. 1, 2015 (7-12)
.556	Ohio State vs. Alabama	Sugar	Jan. 1, 2015 (10-18)

HIGHEST THIRD DOWN CONVERSION %, NATIONAL CHAMPIONSHIP

%	TEAM VS. OPPONENT	GAME	DATE
.692	Georgia vs. TCU	Los Angeles	Jan. 9, 2023 (9-13)
.667	Clemson vs. Alabama	Bay Area	Jan. 7, 2019 (10-15)
.545	Alabama vs. Ohio State	Miami	Jan. 11, 2021 (6-11)
.533	Ohio State vs. Oregon	North Texas	Jan. 12, 2015 (8-15)
.500	Alabama vs. Clemson	Arizona	Jan. 11, 2016 (9-18)

HIGHEST THIRD DOWN CONVERSION %, SINGLE-GAME

%	TEAM VS. OPPONENT	GAME	DATE
.700	Alabama vs. Oklahoma	Semifinal (Orange)	Dec. 29, 2018 (7-10)
.692	Georgia vs. TCU	NCG (Los Angeles)	Jan. 9, 2023 (9-13)
.667	Clemson vs. Alabama	NCG (Bay Area)	Jan. 7, 2019 (10-15)
.625	Georgia vs. Michigan	Semifinal (Orange)	Dec. 31, 2021 (10-16)
.600	Alabama vs. Notre Dame	Semifinal (Rose)	Jan. 1, 2021 (6-10)

MOST THIRD DOWN ATTEMPTS, SEMIFINALS

NO.	TEAM VS. OPPONENT	GAME	DATE
19	Clemson vs. Alabama	Sugar	Jan. 1, 2018 (8-19)
19	Clemson vs. Oklahoma	Orange	Dec. 31, 2015 (9-19)
18	Ohio State vs. Clemson	Fiesta	Dec. 28, 2019 (7-18)
18	Clemson vs. Notre Dame	Cotton	Dec. 29, 2018 (9-18)
18	Oklahoma vs. Georgia	Rose	Jan. 1, 2018 (7-18)
18	Ohio State vs. Alabama	Sugar	Jan. 1, 2015 (10-18)

THIRD DOWNS (CONTINUED)

MOST THIRD DOWN ATTEMPTS, NATIONAL CHAMPIONSHIP

NO.	TEAM VS. OPPONENT	GAME	DATE
20	Alabama vs. Georgia	Indianapolis	Jan. 10, 2022 (9-20)
19	Georgia vs. Alabama	Atlanta	Jan. 8, 2018 (8-19)
18	Clemson vs. Alabama	Tampa	Jan. 9, 2017 (7-18)
18	Alabama vs. Clemson	Arizona	Jan. 11, 2016 (9-18)
15	Clemson vs. Alabama	Bay Area	Jan. 7, 2019 (10-15)
15	Alabama vs. Clemson	Tampa	Jan. 9, 2017 (2-15)
15	Ohio State vs. Oregon	North Texas	Jan. 12, 2015 (8-15)

MOST THIRD DOWN ATTEMPTS, SINGLE-GAME

NO.	TEAM VS. OPPONENT	GAME	DATE
20	Alabama vs. Georgia	NCG (Indianapolis)	Jan. 10, 2022 (9-20)
19	Georgia vs. Alabama	NCG (Atlanta)	Jan. 8, 2018 (8-19)
19	Clemson vs. Alabama	Semifinal (Sugar)	Jan. 1, 2018 (8-19)
19	Clemson vs. Oklahoma	Semifinal (Orange)	Dec. 31, 2015 (9-19)
18	Six times. Last by:		
	Ohio State vs. Clemson	Semifinal (Fiesta)	Dec. 28, 2019 (7-18)

MOST THIRD DOWN CONVERSIONS, SEMIFINALS

NO.	TEAM VS. OPPONENT	GAME	DATE
10	Georgia vs. Michigan	Orange	Dec. 31, 2021 (10-16)
10	Ohio State vs. Alabama	Sugar	Jan. 1, 2015 (10-18)
9	Clemson vs. Notre Dame	Cotton	Dec. 29, 2018 (9-18)
9	Clemson vs. Oklahoma	Orange	Dec. 31, 2015 (9-19)
8	Six times. Last by:		
	TCU vs. Michigan	Fiesta	Dec. 31, 2022 (8-16)

MOST THIRD DOWN CONVERSIONS, NATIONAL CHAMPIONSHIP

NO.	TEAM VS. OPPONENT	GAME	DATE
10	Clemson vs. Alabama	Bay Area	Jan. 7, 2019 (10-15)
9	Georgia vs. TCU	Los Angeles	Jan. 9, 2023 (9-13)
9	Alabama vs. Georgia	Indianapolis	Jan. 10, 2022 (9-20)
9	Alabama vs. Clemson	Arizona	Jan. 11, 2016 (9-18)
8	Georgia vs. Alabama	Atlanta	Jan. 8, 2018 (8-19)
8	Ohio State vs. Oregon	North Texas	Jan. 12, 2015 (8-15)

MOST THIRD DOWN CONVERSIONS, SINGLE-GAME

NO.	TEAM VS. OPPONENT	GAME	DATE
10	Georgia vs. Michigan	Semifinal (Orange)	Dec. 31, 2021 (10-16)
10	Clemson vs. Alabama	NCG (Bay Area)	Jan. 7, 2019 (10-15)
10	Ohio State vs. Alabama	Semifinal (Sugar)	Jan. 1, 2015 (10-18)
9	Five times. Last by:		
	Georgia vs. TCU	NCG (Los Angeles)	Jan. 9, 2023 (9-13)

COLLEGE FOOTBALL PLAYOFF

TEAM RECORDS

FOURTH DOWNS

HIGHEST FOURTH DOWN CONVERSION %, SEMIFINALS

%	TEAM VS. OPPONENT	GAME	DATE	
1.000	10 times. Last by:			
	Michigan vs. Alabama	Rose	Jan. 1, 2024	(2-2)

HIGHEST FOURTH DOWN CONVERSION %, NATIONAL CHAMPIONSHIP

%	TEAM VS. OPPONENT	GAME	DATE	
1.000	Seven times. Last by:			
	Georgia vs. TCU	Los Angeles	Jan. 9, 2023	(1-1)

HIGHEST FOURTH DOWN CONVERSION %, SEMIFINALS

%	TEAM VS. OPPONENT	GAME	DATE	
1.000	17 times. Last by:			
	Michigan vs. Alabama	Semifinal (Rose)	Jan. 1, 2024	(2-2)

MOST FOURTH DOWN ATTEMPTS, SEMIFINALS

NO.	TEAM VS. OPPONENT	GAME	DATE	
3	Michigan vs. Georgia	Orange	Dec. 31, 2021	(0-3)
3	Cincinnati vs. Alabama	Cotton	Dec. 31, 2021	(0-3)
3	Notre Dame vs. Alabama	Rose	Jan. 1, 2021	(2-3)
3	Oklahoma vs. LSU	Peach	Dec. 28, 2019	(2-3)
3	Oklahoma vs. Alabama	Orange	Dec. 29, 2018	(2-3)
3	Michigan State vs. Alabama	Cotton	Dec. 31, 2015	(1-3)

MOST FOURTH DOWN ATTEMPTS, NATIONAL CHAMPIONSHIP

NO.	TEAM VS. OPPONENT	GAME	DATE	
6	Alabama vs. Clemson	Bay Area	Jan. 7, 2019	(3-6)
5	Washington vs. Michigan	Houston	Jan. 8, 2024	(2-5)
3	Ohio State vs. Oregon	North Texas	Jan. 12, 2015	(3-3)
2	TCU vs. Georgia	Los Angeles	Jan. 9, 2023	(0-2)
2	Ohio State vs. Alabama	Miami	Jan. 11, 2021	(0-2)
2	Alabama vs. Ohio State	Miami	Jan. 11, 2021	(2-2)
2	Oregon vs. Ohio State	North Texas	Jan. 12, 2015	(0-2)

MOST FOURTH DOWN ATTEMPTS, SINGLE-GAME

NO.	TEAM VS. OPPONENT	GAME	DATE	
6	Alabama vs. Clemson	NCG (Bay Area)	Jan. 7, 2019	(3-6)
5	Washington vs. Michigan	NCG (Houston)	Jan. 8, 2024	(2-5)
3	Seven times. Last by:			
	Michigan vs. Georgia	Semifinal (Orange)	Dec. 31, 2021	(0-3)
	Cincinnati vs. Alabama	Semifinal (Cotton)	Dec. 31, 2021	(0-3)

MOST FOURTH DOWN CONVERSIONS, SEMIFINALS

NO.	TEAM VS. OPPONENT	GAME	DATE	
2	Michigan vs. Alabama	Rose	Jan. 1, 2024	(2-2)
2	Notre Dame vs. Alabama	Rose	Jan. 1, 2021	(2-3)
2	Oklahoma vs. LSU	Peach	Dec. 28, 2019	(2-3)
2	LSU vs. Oklahoma	Peach	Dec. 28, 2019	(2-2)
2	Oklahoma vs. Alabama	Orange	Dec. 29, 2018	(2-3)
2	Alabama vs. Ohio State	Sugar	Jan. 1, 2015	(2-2)

FOURTH DOWNS (CONTINUED)

MOST FOURTH DOWN CONVERSIONS, NATIONAL CHAMPIONSHIP

NO.	TEAM VS. OPPONENT	GAME	DATE	
3	Alabama vs. Clemson	Bay Area	Jan. 7, 2019	(3-6)
3	Ohio State vs. Oregon	North Texas	Jan. 12, 2015	(3-3)
2	Washington vs. Michigan	Houston	Jan. 8, 2024	(2-5)
2	Alabama vs. Ohio State	Miami	Jan. 11, 2021	(2-2)
1	Five times. Last by:			
	Georgia vs. TCU	Los Angeles	Jan. 9, 2023	(1-1)

MOST FOURTH DOWN CONVERSIONS, SINGLE-GAME

NO.	TEAM VS. OPPONENT	GAME	DATE	
3	Alabama vs. Clemson	NCG (Bay Area)	Jan. 7, 2019	(3-6)
3	Ohio State vs. Oregon	NCG (North Texas)	Jan. 12, 2015	(3-3)
2	Eight times. Last by:			
	Washington vs. Michigan	NCG (Houston)	Jan. 8, 2024	(2-5)

PUNTING

MOST PUNTS, SEMIFINALS

NO.	TEAM VS. OPPONENT	GAME	DATE	YDS.	AVG.
9	Washington vs. Alabama	Peach	Dec. 31, 2016	423	47.0
9	Michigan State vs. Alabama	Cotton	Dec. 31, 2015	411	45.7
8	Notre Dame vs. Clemson	Cotton	Dec. 29, 2018	367	45.9
8	Alabama vs. Washington	Peach	Dec. 31, 2016	367	45.9
7	Six times. Last by:				
	Alabama vs. Michigan	Rose	Jan. 1, 2024	352	50.3

MOST PUNTS, NATIONAL CHAMPIONSHIP

NO.	TEAM VS. OPPONENT	GAME	DATE	YDS.	AVG.
11	Alabama vs. Clemson	Tampa	Jan. 9, 2017	483	43.9
9	Clemson vs. LSU	New Orleans	Jan. 13, 2020	355	39.4
9	Clemson vs. Alabama	Tampa	Jan. 9, 2017	345	38.3
7	LSU vs. Clemson	New Orleans	Jan. 13, 2020	312	44.6
7	Georgia vs. Alabama	Atlanta	Jan. 8, 2018	295	42.1
7	Alabama vs. Clemson	Arizona	Jan. 11, 2016	297	42.4

MOST PUNTS, SINGLE-GAME

NO.	TEAM VS. OPPONENT	GAME	DATE	YDS.	AVG.
11	Alabama vs. Clemson	NCG (Tampa)	Jan. 9, 2017	483	43.9
9	Clemson vs. LSU	NCG (New Orleans)	Jan. 13, 2020	355	39.4
9	Clemson vs. Alabama	NCG (Tampa)	Jan. 9, 2017	345	38.3
9	Washington vs. Alabama	Semifinal (Peach)	Dec. 31, 2016	423	47.0
9	Michigan State vs. Alabama	Semifinal (Cotton)	Dec. 31, 2015	411	45.7

FEWEST PUNTS, SEMIFINALS

NO.	TEAM VS. OPPONENT	GAME	DATE	YDS.	AVG.
1	LSU vs. Oklahoma	Peach	Dec. 28, 2019	34	34.0
2	Seven times. Last by:				
	Georgia vs. Ohio State	Peach	Dec. 31, 2022	89	44.5

COLLEGE FOOTBALL PLAYOFF

TEAM RECORDS

PUNTING (CONTINUED)

FEWEST PUNTS, NATIONAL CHAMPIONSHIP

NO.	TEAM VS. OPPONENT	GAME	DATE	YDS.	AVG.
1	Georgia vs. TCU	Los Angeles	Jan. 9, 2023	48	48.0
2	Alabama vs. Ohio State	Miami	Jan. 11, 2021	76	38.0
2	Alabama vs. Clemson	Bay Area	Jan. 7, 2019	100	50.0
3	Clemson vs. Alabama	Bay Area	Jan. 7, 2019	133	44.3
3	Ohio State vs. Oregon	North Texas	Jan. 12, 2015	126	42.0

FEWEST PUNTS, SINGLE-GAME

NO.	TEAM VS. OPPONENT	GAME	DATE	YDS.	AVG.
1	Georgia vs. TCU	NCG (Los Angeles)	Jan. 9, 2023	48	48.0
1	LSU vs. Oklahoma	Semifinal (Peach)	Dec. 28, 2019	34	34.0
2	Nine times. Last by: Georgia vs. Ohio State	Semifinal (Peach)	Dec. 31, 2022	89	44.5

MOST PUNTING YARDS, SEMIFINALS

NO.	TEAM VS. OPPONENT	GAME	DATE	ATT.	AVG.
423	Washington vs. Alabama	Peach	Dec. 31, 2016	9	47.0
411	Michigan State vs. Alabama	Cotton	Dec. 31, 2015	9	45.7
385	Alabama vs. Ohio State	Sugar	Jan. 1, 2015	7	55.0
367	Notre Dame vs. Clemson	Cotton	Dec. 29, 2018	8	45.9
367	Alabama vs. Washington	Peach	Dec. 31, 2016	8	45.9

MOST PUNTING YARDS, NATIONAL CHAMPIONSHIP

NO.	TEAM VS. OPPONENT	GAME	DATE	ATT.	AVG.
483	Alabama vs. Clemson	Tampa	Jan. 9, 2017	11	43.9
355	Clemson vs. LSU	New Orleans	Jan. 13, 2020	9	39.4
345	Clemson vs. Alabama	Tampa	Jan. 9, 2017	9	38.3
312	LSU vs. Clemson	New Orleans	Jan. 13, 2020	7	44.6
297	Alabama vs. Clemson	Arizona	Jan. 11, 2016	7	42.4

MOST PUNTING YARDS, SINGLE-GAME

NO.	TEAM VS. OPPONENT	GAME	DATE	ATT.	AVG.
483	Alabama vs. Clemson	NCG (Tampa)	Jan. 9, 2017	11	43.9
423	Washington vs. Alabama	Semifinal (Peach)	Dec. 31, 2016	9	47.0
411	Michigan State vs. Alabama	Semifinal (Cotton)	Dec. 31, 2015	9	45.7
385	Alabama vs. Ohio State	Semifinal (Sugar)	Jan. 1, 2015	7	55.0
367	Notre Dame vs. Clemson	Semifinal (Cotton)	Dec. 29, 2018	8	45.9
367	Alabama vs. Washington	Semifinal (Peach)	Dec. 31, 2016	8	45.9

HIGHEST PUNTING AVERAGE, SEMIFINALS (MIN. 2)

NO.	TEAM VS. OPPONENT	GAME	DATE	ATT.	YDS.
55.0	Alabama vs. Ohio State	Sugar	Jan. 1, 2015	7	385
50.3	Alabama vs. Michigan	Rose	Jan. 1, 2024	7	352
49.7	Ohio State vs. Clemson	Fiesta	Dec. 31, 2016	7	348
48.0	Georgia vs. Oklahoma	Rose	Jan. 1, 2018	6	288
47.4	Texas vs. Washington	Sugar	Jan. 1, 2024	5	237
47.4	Clemson vs. Ohio State	Sugar	Jan. 1, 2021	5	237

PUNTING (CONTINUED)

HIGHEST PUNTING AVERAGE, NATIONAL CHAMPIONSHIP (MIN. 2)

NO.	TEAM VS. OPPONENT	GAME	DATE	ATT.	YDS.
50.0	Alabama vs. Clemson	Bay Area	Jan. 7, 2019	2	100
47.8	Washington vs. Michigan	Houston	Jan. 8, 2024	5	239
47.5	Alabama vs. Georgia	Atlanta	Jan. 8, 2018	6	285
46.8	Michigan vs. Washington	Houston	Jan. 8, 2024	5	234
44.6	Georgia vs. Alabama	Indianapolis	Jan. 10, 2022	5	223
44.6	LSU vs. Clemson	New Orleans	Jan. 13, 2020	7	312

HIGHEST PUNTING AVERAGE, SINGLE-GAME (MIN. 2)

NO.	TEAM VS. OPPONENT	GAME	DATE	ATT.	YDS.
55.0	Alabama vs. Ohio State	Semifinal (Sugar)	Jan. 1, 2015	7	385
50.3	Alabama vs. Michigan	Semifinal (Rose)	Jan. 1, 2024	7	352
50.0	Alabama vs. Clemson	NCG (Bay Area)	Jan. 7, 2019	2	100
49.7	Ohio State vs. Clemson	Semifinal (Fiesta)	Dec. 31, 2016	7	348
48.0	Georgia vs. Oklahoma	Semifinal (Rose)	Jan. 1, 2018	6	288

RETURNS

MOST PUNT RETURNS, SEMIFINALS

NO.	TEAM VS. OPPONENT	GAME	DATE	YARDS
5	Alabama vs. Michigan State	Cotton	Dec. 31, 2015	80
4	Alabama vs. Cincinnati	Cotton	Dec. 31, 2021	-8
3	Michigan vs. Alabama	Rose	Jan. 1, 2024	9
3	Clemson vs. Ohio State	Fiesta	Dec. 28, 2019	-4
3	Alabama vs. Clemson	Sugar	Jan. 1, 2018	30
3	Michigan State vs. Alabama	Cotton	Dec. 31, 2015	16

MOST PUNT RETURNS, NATIONAL CHAMPIONSHIP

NO.	TEAM VS. OPPONENT	GAME	DATE	YARDS
5	Alabama vs. Georgia	Atlanta	Jan. 8, 2018	38
3	Ohio State vs. Oregon	North Texas	Jan. 12, 2015	32
2	Five times. Last by: Alabama vs. Ohio State	Miami	Jan. 11, 2021	18

MOST PUNT RETURNS, SINGLE-GAME

NO.	TEAM VS. OPPONENT	GAME	DATE	YARDS
5	Alabama vs. Georgia	NCG (Atlanta)	Jan. 8, 2018	38
5	Alabama vs. Michigan State	Semifinal (Cotton)	Dec. 31, 2015	80
4	Alabama vs. Cincinnati	Semifinal (Cotton)	Dec. 31, 2021	-8
3	Five times. Last by: Michigan vs. Alabama	Semifinal (Rose)	Jan. 1, 2024	-9

MOST PUNT RETURNS, CFP (FOUR-TEAM)

NO.	TEAM	GAMES	SEASON	YARDS
8	Alabama	Sugar & NCG	2017-18	68
6	Alabama	Cotton & NCG	2015-16	92
5	Alabama	Cotton & NCG	2021-22	-10
5	Clemson	Fiesta & NCG	2019-20	4
5	Ohio State	Sugar & NCG	2014-15	42

COLLEGE FOOTBALL PLAYOFF

TEAM RECORDS

RETURNS (CONTINUED)

FEWEST PUNT RETURNS, SEMIFINALS

NO.	TEAM VS. OPPONENT	GAME	DATE	YARDS
0	10 times. Last by: Ohio State vs. Georgia	Peach	Dec. 31, 2022	0

FEWEST PUNT RETURNS, NATIONAL CHAMPIONSHIP

NO.	TEAM VS. OPPONENT	GAME	DATE	YARDS
0	Michigan vs. Washington	Houston	Jan. 8, 2024	0
0	Georgia vs. TCU	Los Angeles	Jan. 9, 2023	0
0	TCU vs. Georgia	Los Angeles	Jan. 9, 2023	0
0	Georgia vs. Alabama	Indianapolis	Jan. 10, 2022	0
0	Clemson vs. Alabama	Bay Area	Jan. 7, 2019	0
0	Oregon vs. Ohio State	North Texas	Jan. 12, 2015	0

FEWEST PUNT RETURNS, SINGLE-GAME

NO.	TEAM VS. OPPONENT	GAME	DATE	YARDS
0	16 times. Last by: Michigan vs. Washington	NCG (Houston)	Jan. 8, 2024	0

MOST PUNT RETURN YARDAGE, SEMIFINALS

NO.	TEAM VS. OPPONENT	GAME	DATE	RETURNS
80	Alabama vs. Michigan State	Cotton	Dec. 31, 2015	5
31	TCU vs. Georgia	Fiesta	Dec. 31, 2022	1
30	Alabama vs. Clemson	Sugar	Jan. 1, 2018	3
22	Georgia vs. Ohio State	Peach	Dec. 31, 2022	1
21	Georgia vs. Oklahoma	Rose	Jan. 1, 2018	1

MOST PUNT RETURN YARDAGE, NATIONAL CHAMPIONSHIP

NO.	TEAM VS. OPPONENT	GAME	DATE	RETURNS
38	Alabama vs. Georgia	Atlanta	Jan. 8, 2018	5
34	Georgia vs. Alabama	Atlanta	Jan. 8, 2018	2
32	Ohio State vs. Oregon	North Texas	Jan. 12, 2015	3
22	Clemson vs. Alabama	Arizona	Jan. 11, 2016	2
18	Alabama vs. Ohio State	Miami	Jan. 11, 2021	2

MOST PUNT RETURN YARDAGE, SINGLE-GAME

NO.	TEAM VS. OPPONENT	GAME	DATE	RETURNS
80	Alabama vs. Michigan State	Semifinal (Cotton)	Dec. 31, 2015	5
38	Alabama vs. Georgia	NCG (Atlanta)	Jan. 8, 2018	5
34	Georgia vs. Alabama	NCG (Atlanta)	Jan. 8, 2018	2
32	Ohio State vs. Oregon	NCG (North Texas)	Jan. 12, 2015	3
31	TCU vs. Georgia	Semifinal (Fiesta)	Dec. 31, 2022	1

MOST PUNT RETURN YARDAGE, CFP (FOUR-TEAM)

NO.	TEAM	GAMES	SEASON	RETURNS
92	Alabama	Cotton & NCG	2015-16	6
68	Alabama	Sugar & NCG	2017-18	8
55	Georgia	Rose & NCG	2017-18	3
42	Ohio State	Sugar & NCG	2014-15	5
38	Alabama	Rose & NCG	2020-21	3

RETURNS (CONTINUED)

FEWEST PUNT RETURN YARDAGE, SEMIFINALS

NO.	TEAM VS. OPPONENT	GAME	DATE	RETURNS
-8	Alabama vs. Cincinnati	Cotton	Dec. 31, 2021	4
-1	Ohio State vs. Clemson	Fiesta	Dec. 31, 2016	1
0	12 times. Last by: Alabama vs. Michigan Washington vs. Texas	Rose Sugar	Jan. 1, 2024 Jan. 1, 2024	1 1

FEWEST PUNT RETURN YARDAGE, NATIONAL CHAMPIONSHIP

NO.	TEAM VS. OPPONENT	GAME	DATE	RETURNS
-2	Alabama vs. Georgia	Indianapolis	Jan. 10, 2022	1
0	Eight times. Last by: Michigan vs. Washington Washington vs. Michigan	Houston Houston	Jan. 8, 2024 Jan. 8, 2024	0 1

FEWEST PUNT RETURN YARDAGE, SINGLE-GAME

NO.	TEAM VS. OPPONENT	GAME	DATE	RETURNS
-8	Alabama vs. Cincinnati	Cotton	Dec. 31, 2021	4
-2	Alabama vs. Georgia	NCG (Indianapolis)	Jan. 10, 2022	1
-1	Ohio State vs. Clemson	Semifinal (Fiesta)	Dec. 31, 2016	1
0	20 times. Last by: Michigan vs. Washington Washington vs. Michigan	NCG (Houston) NCG (Houston)	Jan. 8, 2024 Jan. 8, 2024	0 1

MOST YARDS PER PUNT RETURN, SEMIFINALS

NO.	TEAM VS. OPPONENT	GAME	DATE	RET.	YDS.
16.0	Alabama vs. Michigan State	Cotton	Dec. 31, 2015	5	80
10.0	Alabama vs. Clemson	Sugar	Jan. 1, 2018	3	30
8.0	Michigan vs. TCU	Fiesta	Dec. 31, 2022	2	16
8.0	Clemson vs. Ohio State	Fiesta	Dec. 31, 2016	2	16
7.0	Ohio State vs. Clemson	Sugar	Jan. 1, 2021	2	14

MOST YARDS PER PUNT RETURN, NATIONAL CHAMPIONSHIP

NO.	TEAM VS. OPPONENT	GAME	DATE	ATT.	YDS.
17.0	Georgia vs. Alabama	Atlanta	Jan. 8, 2018	2	34
11.0	Clemson vs. Alabama	Arizona	Jan. 11, 2016	2	22
10.7	Ohio State vs. Oregon	North Texas	Jan. 12, 2015	3	32
9.0	Alabama vs. Ohio State	Miami	Jan. 11, 2021	2	18
8.5	LSU vs. Clemson	New Orleans	Jan. 13, 2020	2	17

MOST YARDS PER PUNT RETURN, SINGLE-GAME

NO.	TEAM VS. OPPONENT	GAME	DATE	ATT.	YDS.
17.0	Georgia vs. Alabama	NCG (Atlanta)	Jan. 8, 2018	2	34
16.0	Alabama vs. Michigan State	Semifinal (Cotton)	Dec. 31, 2015	5	80
11.0	Clemson vs. Alabama	NCG (Arizona)	Jan. 11, 2016	2	22
10.7	Ohio State vs. Oregon	NCG (North Texas)	Jan. 12, 2015	3	32
10.0	Alabama vs. Clemson	Semifinal (Sugar)	Jan. 1, 2018	3	30

COLLEGE FOOTBALL PLAYOFF

TEAM RECORDS

RETURNS (CONTINUED)

MOST KICKOFF RETURNS, SEMIFINALS

NO.	TEAM VS. OPPONENT	GAME	DATE	YARDS
9	Florida State vs. Oregon	Rose	Jan. 1, 2015	186
7	Texas vs. Washington	Sugar	Jan. 1, 2024	132
7	Alabama vs. Ohio State	Sugar	Jan. 1, 2015	102
5	Oklahoma vs. Alabama	Orange	Dec. 29, 2018	92
5	Ohio State vs. Clemson	Fiesta	Dec. 31, 2016	128

MOST KICKOFF RETURNS, NATIONAL CHAMPIONSHIP

NO.	TEAM VS. OPPONENT	GAME	DATE	YARDS
6	TCU vs. Georgia	Los Angeles	Jan. 9, 2023	135
6	Clemson vs. Alabama	Tampa	Jan. 9, 2017	130
5	Alabama vs. Clemson	Arizona	Jan. 11, 2016	196
4	Oregon vs. Ohio State	North Texas	Jan. 12, 2015	52
3	Georgia vs. Alabama	Atlanta	Jan. 8, 2018	40
3	Alabama vs. Clemson	Tampa	Jan. 9, 2017	57
3	Clemson vs. Alabama	Arizona	Jan. 11, 2016	68

MOST KICKOFF RETURNS, SINGLE-GAME

NO.	TEAM VS. OPPONENT	GAME	DATE	YARDS
9	Florida State vs. Oregon	Semifinal (Rose)	Jan. 1, 2015	186
7	Texas vs. Washington	Semifinal (Sugar)	Jan. 1, 2024	132
7	Alabama vs. Ohio State	Semifinal (Sugar)	Jan. 1, 2015	102
6	TCU vs. Georgia	NCG (Los Angeles)	Jan. 9, 2023	135
6	Clemson vs. Alabama	NCG (Tampa)	Jan. 9, 2017	130

MOST KICKOFF RETURNS, CFP (FOUR-TEAM)

NO.	TEAM	GAMES	SEASON	YARDS
10	TCU	Fiesta & NCG	2022-23	210
7	Oregon	Rose & NCG	2014-15	100
6	Clemson	Fiesta & NCG	2016-17	130
5	Five times. Last by:			
	Alabama	Sugar & NCG	2017-18	90
	Georgia	Rose & NCG	2017-18	95

FEWEST KICKOFF RETURNS, SEMIFINALS

NO.	TEAM VS. OPPONENT	GAME	DATE	YARDS
0	Nine times. Last by:			
	Washington vs. Texas	Sugar	Jan. 1, 2024	0
	Michigan vs. Alabama	Rose	Jan. 1, 2024	0

FEWEST KICKOFF RETURNS, NATIONAL CHAMPIONSHIP

NO.	TEAM VS. OPPONENT	GAME	DATE	YARDS
0	Alabama vs. Georgia	Indianapolis	Jan. 10, 2022	0
0	Ohio State vs. Alabama	Miami	Jan. 11, 2021	0
0	LSU vs. Clemson	New Orleans	Jan. 13, 2020	0
0	Clemson vs. Alabama	Bay Area	Jan. 7, 2019	0
1	Six times. Last by:			
	Washington vs. Michigan	Houston	Jan. 8, 2024	17

FEWEST KICKOFF RETURNS, SINGLE-GAME

NO.	TEAM VS. OPPONENT	GAME	DATE	YARDS
0	13 times. Last by:			
	Washington vs. Texas	Semifinal (Sugar)	Jan. 1, 2024	0
	Michigan vs. Alabama	Semifinal (Rose)	Jan. 1, 2024	0

RETURNS (CONTINUED)

MOST KICKOFF RETURN YARDAGE, SEMIFINALS

NO.	TEAM VS. OPPONENT	GAME	DATE	RETURNS
186	Florida State vs. Oregon	Rose	Jan. 1, 2015	9
132	Texas vs. Washington	Sugar	Jan. 1, 2024	7
128	Ohio State vs. Clemson	Fiesta	Dec. 31, 2016	5
102	Alabama vs. Ohio State	Sugar	Jan. 1, 2015	7
97	Oklahoma vs. Clemson	Orange	Dec. 31, 2015	4

MOST KICKOFF RETURN YARDAGE, NATIONAL CHAMPIONSHIP

NO.	TEAM VS. OPPONENT	GAME	DATE	RETURNS
196	Alabama vs. Clemson	Arizona	Jan. 11, 2016	5
135	TCU vs. Georgia	Los Angeles	Jan. 9, 2023	6
130	Clemson vs. Alabama	Tampa	Jan. 9, 2017	6
68	Clemson vs. Alabama	Arizona	Jan. 11, 2016	3
57	Alabama vs. Clemson	Tampa	Jan. 9, 2017	3

MOST KICKOFF RETURN YARDAGE, SINGLE-GAME

NO.	TEAM VS. OPPONENT	GAME	DATE	RETURNS
196	Alabama vs. Clemson	NCG (Arizona)	Jan. 11, 2016	5
186	Florida State vs. Oregon	Semifinal (Rose)	Jan. 1, 2015	9
135	TCU vs. Georgia	NCG (Los Angeles)	Jan. 9, 2023	6
132	Texas vs. Washington	Semifinal (Sugar)	Jan. 1, 2024	7
130	Clemson vs. Alabama	NCG (Tampa)	Jan. 9, 2017	6

MOST KICKOFF RETURN YARDAGE, CFP (FOUR-TEAM)

NO.	TEAM	GAMES	SEASON	RETURNS
210	TCU	Fiesta & NCG	2022-23	10
196	Alabama	Cotton & NCG	2015-16	5
130	Clemson	Fiesta & NCG	2016-17	6
103	Clemson	Orange & NCG	2015-16	5
102	Alabama	Peach & NCG	2016-17	5

FEWEST KICKOFF RETURN YARDAGE, SEMIFINALS

NO.	TEAM VS. OPPONENT	GAME	DATE	RETURNS
0	Nine times. Last by:			
	Washington vs. Texas	Sugar	Jan. 1, 2024	0
	Michigan vs. Alabama	Rose	Jan. 1, 2024	0

FEWEST KICKOFF YARDAGE, NATIONAL CHAMPIONSHIP

NO.	TEAM VS. OPPONENT	GAME	DATE	RETURNS
0	Alabama vs. Georgia	Indianapolis	Jan. 10, 2022	0
0	Ohio State vs. Alabama	Miami	Jan. 11, 2021	0
0	LSU vs. Clemson	New Orleans	Jan. 13, 2020	0
0	Clemson vs. Alabama	Bay Area	Jan. 7, 2019	0
13	Alabama vs. Ohio State	Miami	Jan. 11, 2021	2

FEWEST KICKOFF RETURN YARDAGE, SEMIFINALS

NO.	TEAM VS. OPPONENT	GAME	DATE	RETURNS
0	13 times. Last by:			
	Washington vs. Texas	Semifinal (Sugar)	Jan. 1, 2024	0
	Michigan vs. Alabama	Semifinal (Rose)	Jan. 1, 2024	0

COLLEGE FOOTBALL PLAYOFF

TEAM RECORDS

RETURNS (CONTINUED)

MOST YARDS PER KICKOFF RETURN, SEMIFINALS (MIN. 2)

NO.	TEAM VS. OPPONENT	GAME	DATE	RET.	YDS.
27.5	Georgia vs. Oklahoma	Rose	Jan. 1, 2018	2	55
26.0	Michigan vs. TCU	Fiesta	Dec. 31, 2022	3	78
25.6	Ohio State vs. Clemson	Fiesta	Dec. 31, 2016	5	128
25.0	Georgia vs. Ohio State	Peach	Dec. 31, 2022	2	50
24.3	Oklahoma vs. Clemson	Orange	Dec. 31, 2015	4	97

MOST YDS PER KICKOFF RETURNS NATIONAL CHAMPIONSHIP (MIN. 2)

NO.	TEAM VS. OPPONENT	GAME	DATE	RET.	YDS.
39.2	Alabama vs. Clemson	Arizona	Jan. 11, 2016	5	196
22.7	Clemson vs. Alabama	Arizona	Jan. 11, 2016	3	68
22.5	TCU vs. Georgia	Los Angeles	Jan. 9, 2023	6	135
21.7	Clemson vs. Alabama	Tampa	Jan. 9, 2017	6	130
21.0	Alabama vs. Georgia	Atlanta	Jan. 8, 2018	2	42

MOST YDS PER KICKOFF RETURNS SINGLE-GAME (MIN. 2)

NO.	TEAM VS. OPPONENT	GAME	DATE	RET.	YDS.
39.2	Alabama vs. Clemson	NCG (Arizona)	Jan. 11, 2016	5	196
27.5	Georgia vs. Oklahoma	Semifinal (Rose)	Jan. 1, 2018	2	55
26.0	Michigan vs. TCU	Semifinal (Fiesta)	Dec. 31, 2022	3	78
25.6	Ohio State vs. Clemson	Semifinal (Fiesta)	Dec. 31, 2016	5	128
25.0	Georgia vs. Ohio State	Semifinal (Peach)	Dec. 31, 2022	2	50

FUMBLES

MOST FUMBLES, SEMIFINALS

NO.	TEAM VS. OPPONENT	GAME	DATE
7	Florida State vs. Oregon	Rose	Jan. 1, 2015
5	Alabama vs. Michigan	Rose	Jan. 1, 2024
4	Texas vs. Washington	Sugar	Jan. 1, 2024
3	Michigan vs. Alabama	Rose	Jan. 1, 2024
3	Michigan vs. TCU	Fiesta	Dec. 31, 2022
3	Clemson vs. Ohio State	Sugar	Jan. 1, 2021

MOST FUMBLES, NATIONAL CHAMPIONSHIP

NO.	TEAM VS. OPPONENT	GAME	DATE
3	Ohio State vs. Oregon	North Texas	Jan. 12, 2015
2	Georgia vs. Alabama	Indianapolis	Jan. 10, 2022
2	Alabama vs. Clemson	Bay Area	Jan. 7, 2019
2	Clemson vs. Alabama	Tampa	Jan. 9, 2017
2	Clemson vs. Alabama	Arizona	Jan. 11, 2016

MOST FUMBLES, SINGLE-GAME

NO.	TEAM VS. OPPONENT	GAME	DATE
7	Florida State vs. Oregon	Semifinal (Rose)	Jan. 1, 2015
5	Alabama vs. Michigan	Semifinal (Rose)	Jan. 1, 2024
4	Texas vs. Washington	Semifinal (Sugar)	Jan. 1, 2024
3	Michigan vs. Alabama	Semifinal (Rose)	Jan. 1, 2024
3	Michigan vs. TCU	Semifinal (Fiesta)	Dec. 31, 2022
3	Clemson vs. Ohio State	Semifinal (Sugar)	Jan. 1, 2021
3	Ohio State vs. Oregon	NCG (North Texas)	Jan. 12, 2015

FUMBLES (CONTINUED)

MOST FUMBLES, CFP (FOUR-TEAM)

NO.	TEAM	GAMES	SEASON
5	Ohio State	Sugar & NCG	2014-15
3	Michigan	Rose & NCG	2023-24
3	Clemson	Orange & NCG	2015-16
3	Oregon	Rose & NCG	2014-15
2	Nine times. Last by: TCU	Fiesta & NCG	2022-23

FEWEST FUMBLES, SEMIFINALS

NO.	TEAM VS. OPPONENT	GAME	DATE
0	Nine times. Last by: Cincinnati vs. Alabama Georgia vs. Michigan	Cotton Orange	Dec. 31, 2021 Dec. 31, 2021

FEWEST FUMBLES, NATIONAL CHAMPIONSHIP

NO.	TEAM VS. OPPONENT	GAME	DATE
0	11 times. Last by: Michigan vs. Washington Washington vs. Michigan	Houston Houston	Jan. 8, 2024 Jan. 8, 2024

FEWEST FUMBLES, SINGLE-GAME

NO.	TEAM VS. OPPONENT	GAME	DATE
0	20 times. Last by: Michigan vs. Washington Washington vs. Michigan	NCG (Houston) NCG (Houston)	Jan. 8, 2024 Jan. 8, 2024

MOST FUMBLES LOST, SEMIFINALS

NO.	TEAM VS. OPPONENT	GAME	DATE
4	Florida State vs. Oregon	Rose	Jan. 1, 2015
2	Texas vs. Washington	Sugar	Jan. 1, 2024
1	17 times. Last by: Washington vs. Texas Alabama vs. Michigan Michigan vs. Alabama	Sugar Rose Rose	Jan. 1, 2024 Jan. 1, 2024 Jan. 1, 2024

MOST FUMBLES LOST, NATIONAL CHAMPIONSHIP

NO.	TEAM VS. OPPONENT	GAME	DATE
3	Ohio State vs. Oregon	North Texas	Jan. 12, 2015
2	Clemson vs. Alabama	Tampa	Jan. 9, 2017
1	TCU vs. Georgia	Los Angeles	Jan. 9, 2023
1	Georgia vs. Alabama	Indianapolis	Jan. 10, 2022
1	Alabama vs. Ohio State	Miami	Jan. 11, 2021
1	Clemson vs. LSU	New Orleans	Jan. 13, 2020

MOST FUMBLES LOST, SINGLE-GAME

NO.	TEAM VS. OPPONENT	GAME	DATE
4	Florida State vs. Oregon	Semifinal (Rose)	Jan. 1, 2015
3	Ohio State vs. Oregon	NCG (North Texas)	Jan. 12, 2015
2	Texas vs. Washington	Semifinal (Sugar)	Jan. 1, 2024
2	Clemson vs. Alabama	NCG (Tampa)	Jan. 9, 2017
1	21 times. Last by: Washington vs. Texas Alabama vs. Michigan Michigan vs. Alabama	Semifinal (Sugar) Semifinal (Rose) Semifinal (Rose)	Jan. 1, 2024 Jan. 1, 2024 Jan. 1, 2024 Jan. 1, 2024

COLLEGE FOOTBALL PLAYOFF

TEAM RECORDS

FUMBLES (CONTINUED)

MOST FUMBLES LOST, CFP (FOUR-TEAM)

NO.	TEAM	GAMES	SEASON
4	Ohio State	Sugar & NCG	2014-15
2	TCU	Fiesta & NCG	2022-23
2	Clemson	Fiesta & NCG	2016-17
1	Nine times. Last by:		
	Michigan	Rose & NCG	2023-24
	Washington	Sugar & NCG	2023-24

FEWEST FUMBLES LOST, SEMIFINALS

NO.	TEAM VS. OPPONENT	GAME	DATE
0	21 times. Last by:		
	Georgia vs. Ohio State	Peach	Dec. 31, 2022
	Ohio State vs. Georgia	Peach	Dec. 31, 2022

FEWEST FUMBLES LOST, NATIONAL CHAMPIONSHIP

NO.	TEAM VS. OPPONENT	GAME	DATE
0	14 times. Last by:		
	Michigan vs. Washington	Houston	Jan. 8, 2024
	Washington vs. Michigan	Houston	Jan. 8, 2024

FEWEST FUMBLES LOST, NATIONAL CHAMPIONSHIP

NO.	TEAM VS. OPPONENT	GAME	DATE
0	35 times. Last by:		
	Michigan vs. Washington	NCG (Houston)	Jan. 8, 2024
	Washington vs. Michigan	NCG (Houston)	Jan. 8, 2024

PENALTIES

MOST PENALTIES, SEMIFINALS

NO.	TEAM VS. OPPONENT	GAME	DATE	YARDS
11	Alabama vs. Washington	Peach	Dec. 31, 2016	66
10	Texas vs. Washington	Sugar	Jan. 1, 2024	66
9	Ohio State vs. Clemson	Sugar	Jan. 1, 2021	95
9	Alabama vs. Oklahoma	Orange	Dec. 29, 2018	86
8	Oklahoma vs. LSU	Peach	Dec. 28, 2019	62
8	Ohio State vs. Clemson	Fiesta	Dec. 28, 2019	77
8	Ohio State vs. Clemson	Fiesta	Dec. 31, 2016	72

MOST PENALTIES, NATIONAL CHAMPIONSHIP

NO.	TEAM VS. OPPONENT	GAME	DATE	YARDS
11	LSU vs. Clemson	New Orleans	Jan. 13, 2020	118
10	Georgia vs. Alabama	Indianapolis	Jan. 10, 2022	70
10	Oregon vs. Ohio State	North Texas	Jan. 12, 2015	76
9	Alabama vs. Clemson	Tampa	Jan. 9, 2017	82
7	Alabama vs. Georgia	Indianapolis	Jan. 10, 2022	57
7	Clemson vs. LSU	New Orleans	Jan. 13, 2020	65

MOST PENALTIES, SINGLE-GAME

NO.	TEAM VS. OPPONENT	GAME	DATE	YARDS
11	Alabama vs. Washington	Semifinal (Peach)	Dec. 31, 2016	66
11	LSU vs. Clemson	NCG (New Orleans)	Jan. 13, 2020	118
10	Texas vs. Washington	Semifinal (Sugar)	Jan. 1, 2024	66
10	Georgia vs. Alabama	NCG (Indianapolis)	Jan. 10, 2022	70
10	Oregon vs. Ohio State	NCG (North Texas)	Jan. 12, 2015	76

PENALTIES (CONTINUED)

MOST PENALTIES, CFP (FOUR-TEAM)

NO.	TEAM	GAMES	SEASON	YARDS
20	Alabama	Peach & NCG	2016-17	148
16	Oregon	Rose & NCG	2014-15	126
15	Georgia	Orange & NCG	2021-22	143
15	LSU	Peach & NCG	2019-20	167
15	Alabama	Orange & NCG	2018-19	146

FEWEST PENALTIES, SEMIFINALS

NO.	TEAM VS. OPPONENT	GAME	DATE	YARDS
2	Michigan vs. Alabama	Rose	Jan. 1, 2024	25
3	Alabama vs. Michigan	Rose	Jan. 1, 2024	15
3	Notre Dame vs. Alabama	Rose	Jan. 1, 2021	25
3	Clemson vs. Ohio State	Sugar	Jan. 1, 2021	20
3	Washington vs. Alabama	Peach	Dec. 31, 2016	10

FEWEST PENALTIES, NATIONAL CHAMPIONSHIP

NO.	TEAM VS. OPPONENT	GAME	DATE	YARDS
1	Clemson vs. Alabama	Bay Area	Jan. 7, 2019	12
2	Alabama vs. Clemson	Arizona	Jan. 11, 2016	21
3	Clemson vs. Alabama	Tampa	Jan. 9, 2017	35
4	Georgia vs. TCU	Los Angeles	Jan. 9, 2023	30
4	Ohio State vs. Alabama	Miami	Jan. 11, 2021	29
4	Clemson vs. Alabama	Arizona	Jan. 11, 2016	27

FEWEST PENALTIES, SINGLE-GAME

NO.	TEAM VS. OPPONENT	GAME	DATE	YARDS
1	Clemson vs. Alabama	NCG (Bay Area)	Jan. 7, 2019	12
2	Michigan vs. Alabama	Semifinal (Rose)	Jan. 1, 2024	25
2	Alabama vs. Clemson	NCG (Arizona)	Jan. 11, 2016	21
3	Five times. Last by:			
	Alabama vs. Michigan	Semifinal (Rose)	Jan. 1, 2024	15

MOST PENALTY YARDS, SEMIFINALS

NO.	TEAM VS. OPPONENT	GAME	DATE	PENALTIES
95	Ohio State vs. Clemson	Sugar	Jan. 1, 2021	9
86	Alabama vs. Oklahoma	Orange	Dec. 29, 2018	9
85	TCU vs. Michigan	Fiesta	Dec. 31, 2022	7
77	Ohio State vs. Clemson	Fiesta	Dec. 28, 2019	8
73	Georgia vs. Michigan	Orange	Dec. 31, 2021	5

MOST PENALTY YARDS, NATIONAL CHAMPIONSHIP

NO.	TEAM VS. OPPONENT	GAME	DATE	PENALTIES
118	LSU vs. Clemson	New Orleans	Jan. 13, 2020	11
82	Alabama vs. Clemson	Tampa	Jan. 9, 2017	9
76	Oregon vs. Ohio State	North Texas	Jan. 12, 2015	10
70	Georgia vs. Alabama	Indianapolis	Jan. 10, 2022	10
65	Clemson vs. LSU	New Orleans	Jan. 13, 2020	7
65	Georgia vs. Alabama	Atlanta	Jan. 8, 2018	6

COLLEGE FOOTBALL PLAYOFF

TEAM RECORDS

PENALTIES (CONTINUED)

MOST PENALTY YARDS, SINGLE-GAME

NO.	TEAM VS. OPPONENT	GAME	DATE	PENALTIES
118	LSU vs. Clemson	NCG (New Orleans)	Jan. 13, 2020	11
95	Ohio State vs. Clemson	Semifinal (Sugar)	Jan. 1, 2021	9
86	Alabama vs. Oklahoma	Semifinal (Orange)	Dec. 29, 2018	9
85	TCU vs. Michigan	Semifinal (Fiesta)	Dec. 31, 2022	7
82	Alabama vs. Clemson	NCG (Tampa)	Jan. 9, 2017	9

MOST PENALTY YARDS, CFP (FOUR-TEAM)

NO.	TEAM	GAMES	SEASON	PENALTIES
167	LSU	Peach & NCG	2019-20	15
148	Alabama	Peach & NCG	2016-17	20
146	Alabama	Orange & NCG	2018-19	15
143	Georgia	Orange & NCG	2021-22	15
135	TCU	Fiesta & NCG	2022-23	12

FEWEST PENALTY YARDS, SEMIFINALS

NO.	TEAM VS. OPPONENT	GAME	DATE	PENALTIES
10	Washington vs. Alabama	Peach	Dec. 31, 2016	3
15	Alabama vs. Michigan	Rose	Jan. 1, 2024	3
20	Clemson vs. Ohio State	Sugar	Jan. 1, 2021	3
24	Ohio State vs. Georgia	Peach	Dec. 31, 2022	4
24	Ohio State vs. Alabama	Sugar	Jan. 1, 2015	4

FEWEST PENALTY YARDS, NATIONAL CHAMPIONSHIP

NO.	TEAM VS. OPPONENT	GAME	DATE	PENALTIES
12	Clemson vs. Alabama	Bay Area	Jan. 7, 2019	1
21	Alabama vs. Clemson	Arizona	Jan. 11, 2016	2
27	Clemson vs. Alabama	Arizona	Jan. 11, 2016	4
29	Ohio State vs. Alabama	Miami	Jan. 11, 2021	4
30	Washington vs. Michigan	Houston	Jan. 8, 2024	5
30	Georgia vs. TCU	Los Angeles	Jan. 9, 2023	4
30	Ohio State vs. Oregon	North Texas	Jan. 12, 2015	5

FEWEST PENALTY YARDS, SINGLE-GAME

NO.	TEAM VS. OPPONENT	GAME	DATE	PENALTIES
10	Washington vs. Alabama	Semifinal (Peach)	Dec. 31, 2016	3
12	Clemson vs. Alabama	NCG (Bay Area)	Jan. 7, 2019	1
15	Alabama vs. Michigan	Semifinal (Rose)	Jan. 1, 2024	3
20	Clemson vs. Ohio State	Semifinal (Sugar)	Jan. 1, 2021	3
21	Alabama vs. Clemson	NCG (Arizona)	Jan. 11, 2016	2

TIME OF POSSESSION

TIME OF POSSESSION, SEMIFINALS

NO.	TEAM VS. OPPONENT	GAME	DATE
36:20	Washington vs. Texas	Sugar	Jan. 1, 2024
36:08	Alabama vs. Oklahoma	Orange	Dec. 29, 2018
35:51	Clemson vs. Ohio State	Fiesta	Dec. 31, 2016
35:15	Clemson vs. Oklahoma	Orange	Dec. 31, 2015
34:15	Georgia vs. Michigan	Orange	Dec. 31, 2021

TIME OF POSSESSION, NATIONAL CHAMPIONSHIP

NO.	TEAM VS. OPPONENT	GAME	DATE
37:29	Ohio State vs. Oregon	North Texas	Jan. 12, 2015
37:26	Alabama vs. Ohio State	Miami	Jan. 11, 2021
36:59	Georgia vs. TCU	Los Angeles	Jan. 9, 2023
34:45	LSU vs. Clemson	New Orleans	Jan. 13, 2020
34:44	Clemson vs. Alabama	Tampa	Jan. 9, 2017

TIME OF POSSESSION, SINGLE-GAME

NO.	TEAM VS. OPPONENT	GAME	DATE
37:29	Ohio State vs. Oregon	NCG (North Texas)	Jan. 12, 2015
37:26	Alabama vs. Ohio State	NCG (Miami)	Jan. 11, 2021
36:59	Georgia vs. TCU	NCG (Los Angeles)	Jan. 9, 2023
36:20	Washington vs. Texas	Semifinal (Sugar)	Jan. 1, 2024
36:08	Alabama vs. Oklahoma	Semifinal (Orange)	Dec. 29, 2018

TIME OF POSSESSION IN FIRST HALF, SEMIFINALS

NO.	TEAM VS. OPPONENT	GAME	DATE
19:51	Alabama vs. Oklahoma	Orange	Dec. 29, 2018
18:36	Ohio State vs. Clemson	Sugar	Jan. 1, 2021
18:34	Alabama vs. Clemson	Sugar	Jan. 1, 2018
18:28	Ohio State vs. Alabama	Sugar	Jan. 1, 2015
18:24	Alabama vs. Cincinnati	Cotton	Dec. 31, 2021

TIME OF POSSESSION IN FIRST HALF, NATIONAL CHAMPIONSHIP

NO.	TEAM VS. OPPONENT	GAME	DATE
19:26	Alabama vs. Clemson	Bay Area	Jan. 7, 2019
19:23	Georgia vs. Alabama	Atlanta	Jan. 8, 2018
18:47	Georgia vs. TCU	Los Angeles	Jan. 9, 2023
17:31	Alabama vs. Clemson	Arizona	Jan. 11, 2016
17:09	Washington vs. Michigan	Houston	Jan. 8, 2024

TIME OF POSSESSION IN FIRST HALF, SINGLE-GAME

NO.	TEAM VS. OPPONENT	GAME	DATE
19:51	Alabama vs. Oklahoma	Semifinal (Orange)	Dec. 29, 2018
19:26	Alabama vs. Clemson	NCG (Bay Area)	Jan. 7, 2019
19:23	Georgia vs. Alabama	NCG (Atlanta)	Jan. 8, 2018
18:47	Georgia vs. TCU	NCG (Los Angeles)	Jan. 9, 2023
18:36	Ohio State vs. Clemson	Semifinal (Sugar)	Jan. 1, 2021

COLLEGE FOOTBALL PLAYOFF

TEAM RECORDS

TIME OF POSSESSION (CONTINUED)

TIME OF POSSESSION IN SECOND HALF, SEMIFINALS

NO.	TEAM VS. OPPONENT	GAME	DATE
20:22	Clemson vs. Oklahoma	Orange	Dec. 31, 2015
19:29	Clemson vs. Ohio State	Fiesta	Dec. 31, 2016
19:23	Washington vs. Texas	Sugar	Jan. 1, 2024
18:30	Ohio State vs. Clemson	Fiesta	Dec. 28, 2019
17:52	LSU vs. Oklahoma	Peach	Dec. 28, 2019

TIME OF POSSESSION IN SECOND HALF, NATIONAL CHAMPIONSHIP

NO.	TEAM VS. OPPONENT	GAME	DATE
23:01	Ohio State vs. Oregon	North Texas	Jan. 12, 2015
20:32	LSU vs. Clemson	New Orleans	Jan. 13, 2020
20:16	Alabama vs. Ohio State	Miami	Jan. 11, 2021
18:29	Clemson vs. Alabama	Tampa	Jan. 9, 2017
18:12	Georgia vs. TCU	Los Angeles	Jan. 9, 2023

TIME OF POSSESSION IN SECOND HALF, SINGLE-GAME

NO.	TEAM VS. OPPONENT	GAME	DATE
23:01	Ohio State vs. Oregon	NCG (North Texas)	Jan. 12, 2015
20:32	LSU vs. Clemson	NCG (New Orleans)	Jan. 13, 2020
20:22	Clemson vs. Oklahoma	Semifinal (Orange)	Dec. 31, 2015
20:16	Alabama vs. Ohio State	NCG (Miami)	Jan. 11, 2021
19:29	Clemson vs. Ohio State	Semifinal (Fiesta)	Dec. 31, 2016

TIME OF POSSESSION IN FIRST QTR, SEMIFINALS

NO.	TEAM VS. OPPONENT	GAME	DATE
10:37	Alabama vs. Clemson	Sugar	Jan. 1, 2018
10:29	Florida State vs. Oregon	Rose	Jan. 1, 2015
10:13	Notre Dame vs. Alabama	Rose	Jan. 1, 2021
10:01	Alabama vs. Cincinnati	Cotton	Dec. 31, 2021
9:43	Alabama vs. Oklahoma	Orange	Dec. 29, 2018

TIME OF POSSESSION IN FIRST QTR, NATIONAL CHAMPIONSHIP

NO.	TEAM VS. OPPONENT	GAME	DATE
11:52	Alabama vs. Clemson	Bay Area	Jan. 7, 2019
10:27	Alabama vs. Ohio State	Miami	Jan. 11, 2021
9:06	Georgia vs. Alabama	Atlanta	Jan. 8, 2018
8:24	Alabama vs. Georgia	Indianapolis	Jan. 10, 2022
8:20	Washington vs. Michigan	Houston	Jan. 8, 2024

TIME OF POSSESSION IN FIRST QTR, SINGLE-GAME

NO.	TEAM VS. OPPONENT	GAME	DATE
11:52	Alabama vs. Clemson	NCG (Bay Area)	Jan. 7, 2019
10:37	Alabama vs. Clemson	Semifinal (Sugar)	Jan. 1, 2018
10:29	Florida State vs. Oregon	Semifinal (Rose)	Jan. 1, 2015
10:27	Alabama vs. Ohio State	NCG (Miami)	Jan. 11, 2021
10:13	Notre Dame vs. Alabama	Semifinal (Rose)	Jan. 1, 2021

TIME OF POSSESSION (CONTINUED)

TIME OF POSSESSION IN SECOND QTR, SEMIFINALS

NO.	TEAM VS. OPPONENT	GAME	DATE
11:50	Ohio State vs. Clemson	Sugar	Jan. 1, 2015
11:03	Oklahoma vs. Georgia	Rose	Jan. 1, 2018
10:08	Alabama vs. Oklahoma	Orange	Dec. 29, 2018
9:46	Washington vs. Texas	Sugar	Jan. 1, 2024
9:37	Clemson vs. Ohio State	Fiesta	Dec. 31, 2016

TIME OF POSSESSION IN SECOND QTR, NATIONAL CHAMPIONSHIP

NO.	TEAM VS. OPPONENT	GAME	DATE
11:08	Georgia vs. TCU	Los Angeles	Jan. 9, 2023
10:17	Georgia vs. Alabama	Atlanta	Jan. 8, 2018
9:35	Alabama vs. Clemson	Arizona	Jan. 11, 2016
9:33	Georgia vs. Alabama	Indianapolis	Jan. 10, 2022
8:49	Washington vs. Michigan	Houston	Jan. 8, 2024

TIME OF POSSESSION IN SECOND QTR, SINGLE-GAME

NO.	TEAM VS. OPPONENT	GAME	DATE
11:50	Ohio State vs. Clemson	Semifinal (Sugar)	Jan. 1, 2015
11:08	Georgia vs. TCU	NCG (Los Angeles)	Jan. 9, 2023
10:17	Georgia vs. Alabama	NCG (Atlanta)	Jan. 8, 2018
11:03	Oklahoma vs. Georgia	Semifinal (Rose)	Jan. 1, 2018
10:08	Alabama vs. Oklahoma	Semifinal (Orange)	Dec. 29, 2018

TIME OF POSSESSION IN THIRD QTR, SEMIFINALS

NO.	TEAM VS. OPPONENT	GAME	DATE
12:39	Washington vs. Texas	Sugar	Jan. 1, 2024
10:46	Florida State vs. Oregon	Rose	Jan. 1, 2015
10:13	Alabama vs. Michigan	Rose	Jan. 1, 2024
10:12	Oklahoma vs. Georgia	Rose	Jan. 1, 2018
10:07	Clemson vs. Ohio State	Fiesta	Dec. 31, 2016

TIME OF POSSESSION IN THIRD QTR, NATIONAL CHAMPIONSHIP

NO.	TEAM VS. OPPONENT	GAME	DATE
13:08	Ohio State vs. Oregon	North Texas	Jan. 12, 2015
12:08	Alabama vs. Ohio State	Miami	Jan. 11, 2021
10:19	Clemson vs. Alabama	Tampa	Jan. 9, 2017
9:46	Alabama vs. Georgia	Indianapolis	Jan. 10, 2022
9:36	Clemson vs. Alabama	Arizona	Jan. 11, 2016

TIME OF POSSESSION IN THIRD QTR, SINGLE-GAME

NO.	TEAM VS. OPPONENT	GAME	DATE
13:08	Ohio State vs. Oregon	NCG (North Texas)	Jan. 12, 2015
12:39	Washington vs. Texas	Semifinal (Sugar)	Jan. 1, 2024
12:08	Alabama vs. Ohio State	NCG (Miami)	Jan. 11, 2021
10:46	Florida State vs. Oregon	Semifinal (Rose)	Jan. 1, 2015
10:19	Clemson vs. Alabama	NCG (Tampa)	Jan. 9, 2017

COLLEGE FOOTBALL PLAYOFF

TEAM RECORDS

TIME OF POSSESSION (CONTINUED)

TIME OF POSSESSION IN FOURTH QTR, SEMIFINALS

NO.	TEAM VS. OPPONENT	GAME	DATE
11:18	Ohio State vs. Clemson	Fiesta	Dec. 28, 2019
11:10	Clemson vs. Notre Dame	Cotton	Dec. 29, 2018
10:57	Clemson vs. Oklahoma	Orange	Dec. 31, 2015
10:27	Oregon vs. Florida State	Rose	Jan. 1, 2015
10:20	Georgia vs. Michigan	Orange	Dec. 31, 2021

TIME OF POSSESSION IN FOURTH QTR, NATIONAL CHAMPIONSHIP

NO.	TEAM VS. OPPONENT	GAME	DATE
12:09	LSU vs. Clemson	New Orleans	Jan. 13, 2020
11:07	Clemson vs. Alabama	Bay Area	Jan. 7, 2019
10:03	Georgia vs. TCU	Los Angeles	Jan. 9, 2023
9:53	Ohio State vs. Oregon	North Texas	Jan. 12, 2015
8:31	Alabama vs. Georgia	Atlanta	Jan. 8, 2018

TIME OF POSSESSION IN FOURTH QTR, SINGLE-GAME

NO.	TEAM VS. OPPONENT	GAME	DATE
12:09	LSU vs. Clemson	NCG (New Orleans)	Jan. 13, 2020
11:18	Ohio State vs. Clemson	Semifinal (Fiesta)	Dec. 28, 2019
11:10	Clemson vs. Notre Dame	Semifinal (Cotton)	Dec. 29, 2018
11:07	Clemson vs. Alabama	NCG (Bay Area)	Jan. 7, 2019
10:57	Clemson vs. Oklahoma	Semifinal (Orange)	Dec. 31, 2015

DEFENSE

MOST TEAM TACKLES, SEMIFINALS

NO.	TEAM VS. OPPONENT	GAME	DATE
85	Notre Dame vs. Clemson	Cotton	Dec. 29, 2018
84	Cincinnati vs. Alabama	Cotton	Dec. 31, 2021
83	Oregon vs. Florida State	Rose	Jan. 1, 2015
79	Washington vs. Alabama	Peach	Dec. 31, 2016
78	Georgia vs. Oklahoma	Rose	Jan. 1, 2018

MOST TEAM TACKLES, NATIONAL CHAMPIONSHIP

NO.	TEAM VS. OPPONENT	GAME	DATE
85	Alabama vs. Clemson	Tampa	Jan. 9, 2017
85	Oregon vs. Ohio State	North Texas	Jan. 12, 2015
75	Ohio State vs. Alabama	Miami	Jan. 11, 2021
72	Alabama vs. Georgia	Atlanta	Jan. 8, 2018
70	Georgia vs. Alabama	Indianapolis	Jan. 10, 2022
70	Clemson vs. Alabama	Bay Area	Jan. 7, 2019

MOST TEAM TACKLES, SINGLE-GAME

NO.	TEAM VS. OPPONENT	GAME	DATE
85	Notre Dame vs. Clemson	Semifinal (Cotton)	Dec. 29, 2018
85	Alabama vs. Clemson	NCG (Tampa)	Jan. 9, 2017
85	Oregon vs. Ohio State	NCG (North Texas)	Jan. 12, 2015
84	Cincinnati vs. Alabama	Semifinal (Cotton)	Dec. 31, 2021
83	Oregon vs. Florida State	Semifinal (Rose)	Jan. 1, 2015

DEFENSE (CONTINUED)

MOST TEAM TACKLES, CFP (FOUR-TEAM)

NO.	TEAM	GAMES	SEASON
168	Oregon	Rose & NCG	2014-15
152	Alabama	Peach & NCG	2016-17
147	Georgia	Rose & NCG	2017-18
140	Clemson	Fiesta & NCG	2019-20
136	Clemson	Orange & NCG	2015-16

MOST TEAM QUARTERBACK SACKS, SEMIFINALS

NO.	TEAM VS. OPPONENT	GAME	DATE	YARDS
6	Michigan vs. Alabama	Rose	Jan. 1, 2024	49
6	Alabama vs. Cincinnati	Cotton	Dec. 31, 2021	38
6	Clemson vs. Notre Dame	Cotton	Dec. 29, 2018	26
5	Four times. Last by:			
	Alabama vs. Clemson	Sugar	Jan. 1, 2018	34
	Georgia vs. Oklahoma	Rose	Jan. 1, 2018	43

MOST TEAM QUARTERBACK SACKS, NATIONAL CHAMPIONSHIP

NO.	TEAM VS. OPPONENT	GAME	DATE	YARDS
5	Georgia vs. TCU	Los Angeles	Jan. 9, 2023	38
5	Alabama vs. Georgia	Indianapolis	Jan. 10, 2022	46
5	Clemson vs. LSU	New Orleans	Jan. 13, 2020	26
5	Clemson vs. Alabama	Arizona	Jan. 11, 2016	31
4	Georgia vs. Alabama	Indianapolis	Jan. 10, 2022	43
4	Alabama vs. Georgia	Atlanta	Jan. 8, 2018	33
4	Alabama vs. Clemson	Tampa	Jan. 9, 2017	25

MOST TEAM QUARTERBACK SACKS, SINGLE-GAME

NO.	TEAM VS. OPPONENT	GAME	DATE	YARDS
6	Michigan vs. Alabama	Semifinal (Rose)	Jan. 1, 2024	49
6	Alabama vs. Cincinnati	Semifinal (Cotton)	Dec. 31, 2021	38
6	Clemson vs. Notre Dame	Semifinal (Cotton)	Dec. 29, 2018	26
5	Eight times. Last by:			
	Georgia vs. TCU	NCG (Los Angeles)	Jan. 9, 2023	(38 yards)

MOST TEAM QUARTERBACK SACKS, CFP (FOUR-TEAM)

NO.	TEAM	GAMES	SEASON	YARDS
11	Alabama	Cotton & NCG	2021-22	84
10	Clemson	Orange & NCG	2015-16	72
9	Georgia	Peach & NCG	2022-23	74
9	Clemson	Fiesta & NCG	2019-20	55
9	Alabama	Sugar & NCG	2017-18	67
9	Alabama	Peach & NCG	2016-17	63

MOST TEAM TACKLES FOR LOSS, SEMIFINALS

NO.	TEAM VS. OPPONENT	GAME	DATE	YARDS
13	TCU vs. Michigan	Fiesta	Dec. 31, 2022	48
11	Clemson vs. Ohio State	Fiesta	Dec. 31, 2016	51
11	Alabama vs. Ohio State	Sugar	Jan. 1, 2015	55
10	Michigan vs. Alabama	Rose	Jan. 1, 2024	63
9	Five times. Last by:			
	Clemson vs. Ohio State	Fiesta	Dec. 28, 2019	36

COLLEGE FOOTBALL PLAYOFF

TEAM RECORDS

DEFENSE (CONTINUED)

MOST TEAM TACKLES FOR LOSS, NATIONAL CHAMPIONSHIP

NO.	TEAM VS. OPPONENT	GAME	DATE	YARDS
12	Alabama vs. Georgia	Atlanta	Jan. 8, 2018	57
9	Georgia vs. TCU	Los Angeles	Jan. 9, 2023	51
9	Georgia vs. Alabama	Indianapolis	Jan. 10, 2022	50
9	Clemson vs. Alabama	Arizona	Jan. 11, 2016	40
8	Clemson vs. LSU	New Orleans	Jan. 13, 2020	32
8	LSU vs. Clemson	New Orleans	Jan. 13, 2020	27

MOST TEAM TACKLES FOR LOSS, SINGLE-GAME

NO.	TEAM VS. OPPONENT	GAME	DATE	YARDS
13	TCU vs. Michigan	Semifinal (Fiesta)	Dec. 31, 2022	48
12	Alabama vs. Georgia	NCG (Atlanta)	Jan. 8, 2018	57
11	Clemson vs. Ohio State	Semifinal (Fiesta)	Dec. 31, 2016	51
11	Alabama vs. Ohio State	Semifinal (Sugar)	Jan. 1, 2015	55
10	Michigan vs. Alabama	Semifinal (Rose)	Jan. 1, 2024	63

MOST TEAM TACKLES FOR LOSS, CFP (FOUR-TEAM)

NO.	TEAM	GAMES	SEASON	YARDS
21	Alabama	Sugar & NCG	2017-18	102
18	Clemson	Fiesta & NCG	2016-17	71
18	Clemson	Orange & NCG	2015-16	89
17	Clemson	Fiesta & NCG	2019-20	68
16	Georgia	Orange & NCG	2021-22	75

MOST FUMBLES FORCED, SEMIFINALS

NO.	TEAM VS. OPPONENT	GAME	DATE
6	Oregon vs. Florida State	Rose	Jan. 1, 2015
3	Ohio State vs. Clemson	Sugar	Jan. 1, 2021
2	Five times. Last by:		
	Georgia vs. Michigan	Orange	Dec. 31, 2021

MOST FUMBLES FORCED, NATIONAL CHAMPIONSHIP

NO.	TEAM VS. OPPONENT	GAME	DATE
2	Clemson vs. Alabama	Bay Area	Jan. 7, 2019
2	Oregon vs. Ohio State	North Texas	Jan. 12, 2015
1	Seven times. Last by:		
	Georgia vs. TCU	Los Angeles	Jan. 9, 2023

MOST FUMBLES FORCED, SINGLE-GAME

NO.	TEAM VS. OPPONENT	GAME	DATE
6	Oregon vs. Florida State	Semifinal (Rose)	Jan. 1, 2015
3	Ohio State vs. Clemson	Semifinal (Sugar)	Jan. 1, 2021
2	Seven times. Last by:		
	Georgia vs. Michigan	Semifinal (Orange)	Dec. 31, 2021

DEFENSE (CONTINUED)

MOST FUMBLES FORCED, CFP (FOUR-TEAM)

NO.	TEAM	GAMES	SEASON
8	Oregon	Rose & NCG	2014-15
4	Ohio State	Sugar & NCG	2020-21
4	Clemson	Cotton & NCG	2018-19
3	Clemson	Fiesta & NCG	2016-17
2	Georgia	Peach & NCG	2022-23
2	Georgia	Orange & NCG	2021-22
2	Alabama	Peach & NCG	2016-17
2	Alabama	Cotton & NCG	2015-16

MOST FUMBLES RECOVERED, SEMIFINALS

NO.	TEAM VS. OPPONENT	GAME	DATE	YARDS
4	Oregon vs. Florida State	Rose	Jan. 1, 2015	65
2	Washington vs. Texas	Sugar	Jan. 1, 2024	0
1	15 times. Last by:			
	Texas vs. Washington	Sugar	Jan. 1, 2024	0
	Alabama vs. Michigan	Rose	Jan. 1, 2024	0
	Michigan vs. Alabama	Rose	Jan. 1, 2024	0

MOST FUMBLES RECOVERED, NATIONAL CHAMPIONSHIP

NO.	TEAM VS. OPPONENT	GAME	DATE	YARDS
3	Oregon vs. Ohio State	North Texas	Jan. 12, 2015	0
2	Alabama vs. Clemson	Tampa	Jan. 9, 2017	14
1	Georgia vs. TCU	Los Angeles	Jan. 9, 2023	0
1	Alabama vs. Georgia	Indianapolis	Jan. 10, 2022	0
1	Ohio State vs. Alabama	Miami	Jan. 11, 2021	0
1	LSU vs. Clemson	New Orleans	Jan. 13, 2020	5

MOST FUMBLES RECOVERED, SINGLE-GAME

NO.	TEAM VS. OPPONENT	GAME	DATE	YARDS
4	Oregon vs. Florida State	Semifinal (Rose)	Jan. 1, 2015	65
3	Oregon vs. Ohio State	NCG (North Texas)	Jan. 12, 2015	0
2	Washington vs. Texas	Semifinal (Sugar)	Jan. 1, 2024	0
2	Alabama vs. Clemson	NCG (Tampa)	Jan. 9, 2017	14
1	19 times. Last by:			
	Texas vs. Washington	Semifinal (Sugar)	Jan. 1, 2024	0
	Alabama vs. Michigan	Semifinal (Rose)	Jan. 1, 2024	0
	Michigan vs. Alabama	Semifinal (Rose)	Jan. 1, 2024	0

MOST FUMBLES RECOVERED, CFP (FOUR-TEAM)

NO.	TEAM	GAMES	SEASON	YARDS
7	Oregon	Rose & NCG	2014-15	65
3	Alabama	Peach & NCG	2016-17	24
2	Washington	Sugar & NCG	2023-24	0
2	Ohio State	Sugar & NCG	2020-21	0
1	Nine times. Last by:			
	Michigan	Rose & NCG	2023-24	0

COLLEGE FOOTBALL PLAYOFF

TEAM RECORDS

DEFENSE (CONTINUED)

MOST INTERCEPTIONS MADE-TEAM, SEMIFINALS

NO.	TEAM VS. OPPONENT	GAME	DATE
3	Ohio State vs. Alabama	Sugar	Jan. 1, 2015
2	Nine times. Last by: TCU vs. Michigan	Fiesta	Dec. 31, 2022

MOST INTERCEPTIONS MADE-TEAM, NATIONAL CHAMPIONSHIP

NO.	TEAM VS. OPPONENT	GAME	DATE
2	Michigan vs. Washington	Houston	Jan. 8, 2024
2	Georgia vs. TCU	Los Angeles	Jan. 9, 2023
2	Georgia vs. Alabama	Indianapolis	Jan. 10, 2022
2	Clemson vs. Alabama	Bay Area	Jan. 7, 2019
2	Alabama vs. Georgia	Atlanta	Jan. 8, 2018

MOST INTERCEPTIONS MADE-TEAM, SEMIFINALS

NO.	TEAM VS. OPPONENT	GAME	DATE
3	Ohio State vs. Alabama	Semifinal (Sugar)	Jan. 1, 2015
2	14 times. Last by: Michigan vs. Washington	NCG (Houston)	Jan. 8, 2024

MOST INTERCEPTIONS MADE-TEAM, CFP (FOUR-TEAM)

NO.	TEAM	GAMES	SEASON
4	Georgia	Orange & NCG	2021-22
4	Alabama	Sugar & NCG	2017-18
4	Ohio State	Sugar & NCG	2014-15
3	Clemson	Cotton & NCG	2018-19
3	Alabama	Cotton & NCG	2015-16

MOST INTERCEPTION RETURN YARDAGE, SEMIFINALS

NO.	TEAM VS. OPPONENT	GAME	DATE
104	Clemson vs. Ohio State	Fiesta	Dec. 31, 2016
77	Ohio State vs. Alabama	Sugar	Jan. 1, 2015
70	TCU vs. Michigan	Fiesta	Dec. 31, 2022
54	Alabama vs. Washington	Peach	Dec. 31, 2016
39	Georgia vs. Oklahoma	Rose	Jan. 1, 2018
39	Alabama vs. Clemson	Sugar	Jan. 1, 2018

MOST INTERCEPTION RETURN YARDAGE, NATIONAL CHAMPIONSHIP

NO.	TEAM VS. OPPONENT	GAME	DATE
90	Clemson vs. Alabama	Bay Area	Jan. 7, 2019
81	Michigan vs. Washington	Houston	Jan. 8, 2024
79	Georgia vs. Alabama	Indianapolis	Jan. 10, 2022
19	Alabama vs. Georgia	Atlanta	Jan. 8, 2018
8	Ohio State vs. Oregon	North Texas	Jan. 12, 2015

MOST INTERCEPTION RETURN YARDAGE, SINGLE-GAME

NO.	TEAM VS. OPPONENT	GAME	DATE
104	Clemson vs. Ohio State	Semifinal (Fiesta)	Dec. 31, 2016
90	Clemson vs. Alabama	NCG (Bay Area)	Jan. 7, 2019
81	Michigan vs. Washington	NCG (Houston)	Jan. 8, 2024
79	Georgia vs. Alabama	NCG (Indianapolis)	Jan. 10, 2022
77	Ohio State vs. Alabama	Semifinal (Sugar)	Jan. 1, 2015

DEFENSE (CONTINUED)

MOST INTERCEPTION RETURN YARDAGE, CFP (FOUR-TEAM)

NO.	TEAM	GAMES	SEASON
114	Clemson	Cotton & NCG	2018-19
104	Clemson	Fiesta & NCG	2016-17
85	Ohio State	Sugar & NCG	2014-15
81	Michigan	Rose & NCG	2023-24
71	Georgia	Orange & NCG	2021-22

MOST PASSES BROKEN UP, SEMIFINALS

NO.	TEAM VS. OPPONENT	GAME	DATE
9	Alabama vs. Clemson	Sugar	Jan. 1, 2018
8	Washington vs. Texas	Sugar	Jan. 1, 2024
8	Notre Dame vs. Clemson	Cotton	Dec. 29, 2018
8	Alabama vs. Michigan State	Cotton	Dec. 31, 2015
7	Alabama vs. Ohio State	Sugar	Jan. 1, 2015

MOST PASSES BROKEN UP, NATIONAL CHAMPIONSHIP

NO.	TEAM VS. OPPONENT	GAME	DATE
8	Georgia vs. Alabama	Indianapolis	Jan. 10, 2022
7	Alabama vs. Clemson	Arizona	Jan. 11, 2016
5	Clemson vs. LSU	New Orleans	Jan. 13, 2020
5	Clemson vs. Alabama	Tampa	Jan. 9, 2017
4	Five times. Last by: Washington vs. Michigan	Houston	Jan. 8, 2024

MOST PASSES BROKEN UP, SINGLE-GAME

NO.	TEAM VS. OPPONENT	GAME	DATE
9	Alabama vs. Clemson	Semifinal (Sugar)	Jan. 1, 2018
8	Washington vs. Texas	Semifinal (Sugar)	Jan. 1, 2024
8	Georgia vs. Alabama	NCG (Indianapolis)	Jan. 10, 2022
8	Notre Dame vs. Clemson	Semifinal (Cotton)	Dec. 29, 2018
8	Alabama vs. Michigan State	Semifinal (Cotton)	Dec. 31, 2015

MOST PASSES BROKEN UP, CFP (FOUR-TEAM)

NO.	TEAM	GAMES	SEASON
15	Alabama	Cotton & NCG	2015-16
13	Alabama	Sugar & NCG	2017-18
12	Washington	Sugar & NCG	2023-24
10	Five times. Last by: TCU	Fiesta & NCG	2022-23

COLLEGE FOOTBALL PLAYOFF

COMBINED TEAM RECORDS

TOTAL OFFENSE

MOST PLAYS, SEMIFINALS

NO.	TEAMS	GAME	DATE
168	Florida State (87) vs. Oregon (81)	Rose	Jan. 1, 2015
166	Oklahoma (76) vs. Clemson (90)	Orange	Dec. 31, 2015
148	Ohio State (78) vs. Alabama (70)	Sugar	Jan. 1, 2015
147	Clemson (62) vs. Ohio State (85)	Fiesta	Dec. 28, 2019
147	Notre Dame (69) vs. Clemson (78)	Cotton	Dec. 29, 2018

MOST PLAYS, NATIONAL CHAMPIONSHIP

NO.	TEAMS	GAME	DATE
165	Clemson (99) vs. Alabama (66)	Tampa	Jan. 9, 2017
156	Alabama (71) vs. Clemson (85)	Arizona	Jan. 11, 2016
155	Ohio State (84) vs. Oregon (71)	North Texas	Jan. 12, 2015
148	Alabama (71) vs. Georgia (77)	Atlanta	Jan. 8, 2018
146	Clemson (65) vs. LSU (81)	New Orleans	Jan. 13, 2020

MOST PLAYS, SINGLE-GAME

NO.	TEAMS	GAME	DATE
168	Florida State (87) vs. Oregon (81)	Semifinal (Rose)	Jan. 1, 2015
166	Oklahoma (76) vs. Clemson (90)	Semifinal (Orange)	Dec. 31, 2015
165	Clemson (99) vs. Alabama (66)	NCG (Tampa)	Jan. 9, 2017
156	Alabama (71) vs. Clemson (85)	NCG (Arizona)	Jan. 11, 2016
155	Ohio State (84) vs. Oregon (71)	NCG (North Texas)	Jan. 12, 2015

FEWEST PLAYS, SEMIFINALS

NO.	TEAMS	GAME	DATE
125	Alabama (66) vs. Michigan (59)	Rose	Jan. 1, 2024
126	Ohio State (66) vs. Georgia (60)	Peach	Dec. 31, 2022
130	Georgia (67) vs. Michigan (63)	Orange	Dec. 31, 2021
131	Washington (67) vs. Alabama (64)	Peach	Dec. 31, 2016
131	Michigan State (65) vs. Alabama (66)	Cotton	Dec. 31, 2015

FEWEST PLAYS, NATIONAL CHAMPIONSHIP

NO.	TEAMS	GAME	DATE
123	TCU (51) vs. Georgia (72)	Los Angeles	Jan. 9, 2023
128	Washington (71) vs. Michigan (57)	Houston	Jan. 8, 2024
136	Clemson (63) vs. Alabama (73)	Bay Area	Jan. 7, 2019
141	Georgia (56) vs. Alabama (85)	Indianapolis	Jan. 10, 2022
145	Ohio State (62) vs. Alabama (83)	Miami	Jan. 11, 2021

FEWEST PLAYS, SINGLE-GAME

NO.	TEAMS	GAME	DATE
123	TCU (51) vs. Georgia (72)	NCG (Los Angeles)	Jan. 9, 2023
125	Alabama (66) vs. Michigan (59)	Semifinal (Rose)	Jan. 1, 2024
126	Ohio State (66) vs. Georgia (60)	Semifinal (Peach)	Dec. 31, 2022
128	Washington (71) vs. Michigan (57)	NCG (Houston)	Jan. 8, 2024
130	Georgia (67) vs. Michigan (63)	Semifinal (Orange)	Dec. 31, 2021

TOTAL OFFENSE (CONTINUED)

MOST TOTAL YARDS, SEMIFINALS

NO.	TEAMS	GAME	DATE
1,167	Florida State (528) vs. Oregon (639)	Rose	Jan. 1, 2015
1,083	Ohio State (639) vs. Clemson (444)	Sugar	Jan. 1, 2021
1,058	Georgia (527) vs. Oklahoma (531)	Rose	Jan. 1, 2018
1,030	Texas (498) vs. Washington (532)	Sugar	Jan. 1, 2024
1,016	TCU (488) vs. Michigan (528)	Fiesta	Dec. 31, 2022

MOST TOTAL YARDS, NATIONAL CHAMPIONSHIP

NO.	TEAMS	GAME	DATE
1,023	Alabama (473) vs. Clemson (550)	Arizona	Jan. 11, 2016
1,022	Clemson (394) vs. LSU (628)	New Orleans	Jan. 13, 2020
1,003	Ohio State (538) vs. Oregon (465)	North Texas	Jan. 12, 2015
962	Ohio State (341) vs. Alabama (621)	Miami	Jan. 11, 2021
925	Clemson (482) vs. Alabama (443)	Bay Area	Jan. 7, 2019

MOST TOTAL YARDS, SEMIFINALS

NO.	TEAMS	GAME	DATE
1,167	Florida State (528) vs. Oregon (639)	Semifinal (Rose)	Jan. 1, 2015
1,083	Ohio State (639) vs. Clemson (444)	Semifinal (Sugar)	Jan. 1, 2021
1,058	Georgia (527) vs. Oklahoma (531)	Semifinal (Rose)	Jan. 1, 2018
1,030	Texas (498) vs. Washington (532)	Semifinal (Sugar)	Jan. 1, 2024
1,023	Alabama (473) vs. Clemson (550)	NCG (Arizona)	Jan. 11, 2016

FEWEST TOTAL YARDS, SEMIFINALS

NO.	TEAMS	GAME	DATE
449	Alabama (261) vs. Clemson (188)	Sugar	Jan. 1, 2018
520	Washington (194) vs. Alabama (326)	Peach	Dec. 31, 2016
639	Alabama (288) vs. Michigan (351)	Rose	Jan. 1, 2024
679	Michigan State (239) vs. Alabama (440)	Cotton	Dec. 31, 2015
685	Ohio State (215) vs. Clemson (470)	Fiesta	Dec. 31, 2016

FEWEST TOTAL YARDS, NATIONAL CHAMPIONSHIP

NO.	TEAMS	GAME	DATE
736	Alabama (371) vs. Georgia (365)	Atlanta	Jan. 8, 2018
744	Washington (301) vs. Michigan (443)	Houston	Jan. 8, 2024
763	Georgia (364) vs. Alabama (399)	Indianapolis	Jan. 10, 2022
777	TCU (188) vs. Georgia (589)	Los Angeles	Jan. 9, 2023
887	Clemson (511) vs. Alabama (376)	Tampa	Jan. 9, 2017

FEWEST TOTAL YARDS, SEMIFINALS

NO.	TEAMS	GAME	DATE
449	Alabama (261) vs. Clemson (188)	Semifinal (Sugar)	Jan. 1, 2018
520	Washington (194) vs. Alabama (326)	Semifinal (Peach)	Dec. 31, 2016
639	Alabama (288) vs. Michigan (351)	Semifinal (Rose)	Jan. 1, 2024
679	Michigan State (239) vs. Alabama (440)	Semifinal (Cotton)	Dec. 31, 2015
685	Ohio State (215) vs. Clemson (470)	Semifinal (Fiesta)	Dec. 31, 2016

COLLEGE FOOTBALL PLAYOFF

COMBINED TEAM RECORDS

RUSHING

MOST RUSHING ATTEMPTS, SEMIFINALS

NO.	TEAMS	GAME	DATE
91	Oklahoma (33) vs. Clemson (58)	Orange	Dec. 31, 2015
84	Florida State (39) vs. Oregon (45)	Rose	Jan. 1, 2015
81	TCU (41) vs. Michigan (40)	Fiesta	Dec. 31, 2022
79	Georgia (34) vs. Oklahoma (45)	Rose	Jan. 1, 2018
79	Washington (29) vs. Alabama (50)	Peach	Dec. 31, 2016

MOST RUSHING ATTEMPTS, NATIONAL CHAMPIONSHIP

NO.	TEAMS	GAME	DATE
94	Ohio State (61) vs. Oregon (33)	North Texas	Jan. 12, 2015
84	Alabama (39) vs. Georgia (45)	Atlanta	Jan. 8, 2018
84	Alabama (46) vs. Clemson (38)	Arizona	Jan. 11, 2016
76	Clemson (42) vs. Alabama (34)	Tampa	Jan. 9, 2017
72	TCU (28) vs. Georgia (44)	Los Angeles	Jan. 9, 2023

MOST RUSHING ATTEMPTS, SINGLE-GAME

NO.	TEAMS	GAME	DATE
94	Ohio State (61) vs. Oregon (33)	NCG (North Texas)	Jan. 12, 2015
91	Oklahoma (33) vs. Clemson (58)	Semifinal (Orange)	Dec. 31, 2015
84	Alabama (39) vs. Georgia (45)	NCG (Atlanta)	Jan. 8, 2018
84	Alabama (46) vs. Clemson (38)	NCG (Arizona)	Jan. 11, 2016
84	Florida State (39) vs. Oregon (45)	Semifinal (Rose)	Jan. 1, 2015

FEWEST RUSHING ATTEMPTS, SEMIFINALS

NO.	TEAMS	GAME	DATE
58	Ohio State (32) vs. Georgia (26)	Peach	Dec. 31, 2022
59	Texas (28) vs. Washington (31)	Sugar	Jan. 1, 2024
60	Oklahoma (28) vs. LSU (32)	Peach	Dec. 28, 2019
61	Michigan State (26) vs. Alabama (35)	Cotton	Dec. 31, 2015
62	Georgia (35) vs. Michigan (27)	Orange	Dec. 31, 2021

FEWEST RUSHING ATTEMPTS, NATIONAL CHAMPIONSHIP

NO.	TEAMS	GAME	DATE
58	Washington (20) vs. Michigan (38)	Houston	Jan. 8, 2024
58	Georgia (30) vs. Alabama (28)	Indianapolis	Jan. 10, 2022
60	Clemson (28) vs. LSU (32)	New Orleans	Jan. 13, 2020
67	Ohio State (29) vs. Alabama (38)	Miami	Jan. 11, 2021
68	Clemson (31) vs. Alabama (37)	Bay Area	Jan. 7, 2019

FEWEST RUSHING ATTEMPTS, SINGLE-GAME

NO.	TEAMS	GAME	DATE
58	Washington (20) vs. Michigan (38)	NCG (Houston)	Jan. 8, 2024
58	Georgia (30) vs. Alabama (28)	NCG (Indianapolis)	Jan. 10, 2022
58	Ohio State (32) vs. Georgia (26)	Semifinal (Peach)	Dec. 31, 2022
59	Texas (28) vs. Washington (31)	Semifinal (Sugar)	Jan. 1, 2024
60	Clemson (28) vs. LSU (32)	NCG (New Orleans)	Jan. 13, 2020
60	Oklahoma (28) vs. LSU (32)	Semifinal (Peach)	Dec. 28, 2019

RUSHING (CONTINUED)

MOST NET YARDS RUSHING, SEMIFINALS

NO.	TEAMS	GAME	DATE
559	Georgia (317) vs. Oklahoma (242)	Rose	Jan. 1, 2018
481	Florida State (180) vs. Oregon (301)	Rose	Jan. 1, 2015
451	Ohio State (281) vs. Alabama (170)	Sugar	Jan. 1, 2015
449	TCU (263) vs. Michigan (186)	Fiesta	Dec. 31, 2022
379	Oklahoma (67) vs. Clemson (312)	Orange	Dec. 31, 2015

MOST NET YARDS RUSHING, NATIONAL CHAMPIONSHIP

NO.	TEAMS	GAME	DATE
428	Ohio State (296) vs. Oregon (132)	North Texas	Jan. 12, 2015
349	Washington (46) vs. Michigan (303)	Houston	Jan. 8, 2024
325	Clemson (160) vs. LSU (165)	New Orleans	Jan. 13, 2020
317	Alabama (184) vs. Georgia (133)	Atlanta	Jan. 8, 2018
312	Clemson (91) vs. Alabama (221)	Tampa	Jan. 9, 2017

MOST NET YARDS RUSHING, SINGLE-GAME

NO.	TEAMS	GAME	DATE
559	Georgia (317) vs. Oklahoma (242)	Semifinal (Rose)	Jan. 1, 2018
481	Florida State (180) vs. Oregon (301)	Semifinal (Rose)	Jan. 1, 2015
451	Ohio State (281) vs. Alabama (170)	Semifinal (Sugar)	Jan. 1, 2015
449	TCU (263) vs. Michigan (186)	Semifinal (Fiesta)	Dec. 31, 2022
428	Ohio State (296) vs. Oregon (132)	NCG (North Texas)	Jan. 12, 2015

FEWEST NET YARDS RUSHING, SEMIFINALS

NO.	TEAMS	GAME	DATE
183	Michigan State (29) vs. Alabama (154)	Cotton	Dec. 31, 2015
205	Alabama (141) vs. Clemson (64)	Sugar	Jan. 1, 2018
254	Ohio State (119) vs. Georgia (135)	Peach	Dec. 31, 2022
257	Oklahoma (97) vs. LSU (160)	Peach	Dec. 28, 2019
278	Georgia (190) vs. Michigan (88)	Orange	Dec. 31, 2021

FEWEST NET YARDS RUSHING, NATIONAL CHAMPIONSHIP

NO.	TEAMS	GAME	DATE
170	Georgia (140) vs. Alabama (30)	Indianapolis	Jan. 10, 2022
283	Clemson (135) vs. Alabama (148)	Bay Area	Jan. 7, 2019
283	Alabama (138) vs. Clemson (145)	Arizona	Jan. 11, 2016
290	TCU (36) vs. Georgia (254)	Los Angeles	Jan. 9, 2023
304	Ohio State (147) vs. Alabama (157)	Miami	Jan. 11, 2021

FEWEST NET YARDS RUSHING, SINGLE-GAME

NO.	TEAMS	GAME	DATE
170	Georgia (140) vs. Alabama (30)	NCG (Indianapolis)	Jan. 10, 2022
183	Michigan State (29) vs. Alabama (154)	Semifinal (Cotton)	Dec. 31, 2015
205	Alabama (141) vs. Clemson (64)	Semifinal (Sugar)	Jan. 1, 2018
254	Ohio State (119) vs. Georgia (135)	Semifinal (Peach)	Dec. 31, 2022
257	Oklahoma (97) vs. LSU (160)	Semifinal (Peach)	Dec. 28, 2019

COLLEGE FOOTBALL PLAYOFF

COMBINED TEAM RECORDS

PASSING

MOST PASSING ATTEMPTS, SEMIFINALS

NO.	TEAMS	GAME	DATE
84	Florida State (48) vs. Oregon (36)	Rose	Jan. 1, 2015
82	Texas (43) vs. Washington (39)	Sugar	Jan. 1, 2024
79	Clemson (33) vs. Ohio State (46)	Fiesta	Dec. 28, 2019
76	Ohio State (28) vs. Clemson (48)	Sugar	Jan. 1, 2021
76	Oklahoma (34) vs. LSU (42)	Peach	Dec. 28, 2019
76	Ohio State (36) vs. Alabama (36)	Sugar	Jan. 1, 2015

MOST PASSING ATTEMPTS, NATIONAL CHAMPIONSHIP

NO.	TEAMS	GAME	DATE
89	Clemson (57) vs. Alabama (32)	Tampa	Jan. 9, 2017
86	Clemson (37) vs. LSU (49)	New Orleans	Jan. 13, 2020
83	Georgia (26) vs. Alabama (57)	Indianapolis	Jan. 10, 2022
78	Ohio State (33) vs. Alabama (45)	Miami	Jan. 11, 2021
72	Alabama (25) vs. Clemson (47)	Arizona	Jan. 11, 2016

MOST PASSING ATTEMPTS, SINGLE-GAME

NO.	TEAMS	GAME	DATE
89	Clemson (57) vs. Alabama (32)	NCG (Tampa)	Jan. 9, 2017
86	Clemson (37) vs. LSU (49)	NCG (New Orleans)	Jan. 13, 2020
84	Florida State (48) vs. Oregon (36)	Semifinal (Rose)	Jan. 1, 2015
83	Georgia (26) vs. Alabama (57)	NCG (Indianapolis)	Jan. 10, 2022
82	Texas (43) vs. Washington (39)	Semifinal (Sugar)	Jan. 1, 2024

FEWEST PASSING ATTEMPTS, SEMIFINALS

NO.	TEAMS	GAME	DATE
50	Alabama (23) vs. Michigan (27)	Rose	Jan. 1, 2024
52	Washington (38) vs. Alabama (14)	Peach	Dec. 31, 2016
60	Cincinnati (32) vs. Alabama (28)	Cotton	Dec. 31, 2021
61	Alabama (24) vs. Clemson (37)	Sugar	Jan. 1, 2018
64	TCU (29) vs. Michigan (35)	Fiesta	Dec. 31, 2022

FEWEST PASSING ATTEMPTS, NATIONAL CHAMPIONSHIP

NO.	TEAMS	GAME	DATE
51	TCU (23) vs. Georgia (28)	Los Angeles	Jan. 9, 2023
61	Ohio State (23) vs. Oregon (38)	North Texas	Jan. 12, 2015
64	Alabama (32) vs. Georgia (32)	Atlanta	Jan. 8, 2018
68	Clemson (32) vs. Alabama (36)	Bay Area	Jan. 7, 2019
70	Washington (51) vs. Michigan (19)	Houston	Jan. 8, 2024

FEWEST PASSING ATTEMPTS, SINGLE-GAME

NO.	TEAMS	GAME	DATE
50	Alabama (23) vs. Michigan (27)	Semifinal (Rose)	Jan. 1, 2024
51	TCU (23) vs. Georgia (28)	NCG (Los Angeles)	Jan. 9, 2023
52	Washington (38) vs. Alabama (14)	Semifinal (Peach)	Dec. 31, 2016
60	Cincinnati (32) vs. Alabama (28)	Semifinal (Cotton)	Dec. 31, 2021
61	Ohio State (23) vs. Oregon (38)	NCG (North Texas)	Jan. 12, 2015

PASSING (CONTINUED)

MOST COMPLETIONS, SEMIFINALS

NO.	TEAMS	GAME	DATE
55	Ohio State (22) vs. Clemson (33)	Sugar	Jan. 1, 2021
55	Florida State (29) vs. Oregon (26)	Rose	Jan. 1, 2015
53	Texas (24) vs. Washington (29)	Sugar	Jan. 1, 2024
53	Notre Dame (28) vs. Alabama (25)	Rose	Jan. 1, 2021
48	Clemson (18) vs. Ohio State (30)	Fiesta	Dec. 28, 2019
48	Oklahoma (16) vs. LSU (32)	Peach	Dec. 28, 2019

MOST COMPLETIONS, NATIONAL CHAMPIONSHIP

NO.	TEAMS	GAME	DATE
53	Ohio State (17) vs. Alabama (36)	Miami	Jan. 11, 2021
52	Georgia (17) vs. Alabama (35)	Indianapolis	Jan. 10, 2022
50	Clemson (36) vs. Alabama (14)	Tampa	Jan. 9, 2017
49	Clemson (18) vs. LSU (31)	New Orleans	Jan. 13, 2020
46	Alabama (16) vs. Clemson (30)	Arizona	Jan. 11, 2016

MOST COMPLETIONS, SINGLE-GAME

NO.	TEAMS	GAME	DATE
55	Ohio State (22) vs. Clemson (33)	Semifinal (Sugar)	Jan. 1, 2021
55	Florida State (29) vs. Oregon (26)	Semifinal (Rose)	Jan. 1, 2015
53	Texas (24) vs. Washington (29)	Semifinal (Sugar)	Jan. 1, 2024
53	Ohio State (17) vs. Alabama (36)	NCG (Miami)	Jan. 11, 2021
53	Notre Dame (28) vs. Alabama (25)	Semifinal (Rose)	Jan. 1, 2021

FEWEST COMPLETIONS, SEMIFINALS

NO.	TEAMS	GAME	DATE
27	Washington (20) vs. Alabama (7)	Peach	Dec. 31, 2016
33	Alabama (16) vs. Michigan (17)	Rose	Jan. 1, 2024
34	Cincinnati (17) vs. Alabama (17)	Cotton	Dec. 31, 2021
34	Alabama (16) vs. Clemson (18)	Sugar	Jan. 1, 2018
35	TCU (14) vs. Michigan (21)	Fiesta	Dec. 31, 2022

FEWEST COMPLETIONS, NATIONAL CHAMPIONSHIP

NO.	TEAMS	GAME	DATE
33	Alabama (17) vs. Georgia (16)	Atlanta	Jan. 8, 2018
34	TCU (14) vs. Georgia (20)	Los Angeles	Jan. 9, 2023
37	Washington (27) vs. Michigan (10)	Houston	Jan. 8, 2024
40	Ohio State (16) vs. Oregon (24)	North Texas	Jan. 12, 2015
42	Clemson (20) vs. Alabama (22)	Bay Area	Jan. 7, 2019

FEWEST COMPLETIONS, SINGLE-GAME

NO.	TEAMS	GAME	DATE
27	Washington (20) vs. Alabama (7)	Semifinal (Peach)	Dec. 31, 2016
33	Alabama (16) vs. Michigan (17)	Semifinal (Rose)	Jan. 1, 2024
33	Alabama (17) vs. Georgia (16)	NCG (Atlanta)	Jan. 8, 2018
34	TCU (14) vs. Georgia (20)	NCG (Los Angeles)	Jan. 9, 2023
34	Cincinnati (17) vs. Alabama (17)	Semifinal (Cotton)	Dec. 31, 2021
34	Alabama (16) vs. Clemson (18)	Semifinal (Sugar)	Jan. 1, 2018

COLLEGE FOOTBALL PLAYOFF

COMBINED TEAM RECORDS

PASSING

MOST NET YARDS PASSING, SEMIFINALS

NO.	TEAMS	GAME	DATE
785	Ohio State (385) vs. Clemson (400)	Sugar	Jan. 1, 2021
757	Oklahoma (225) vs. LSU (532)	Peach	Dec. 28, 2019
748	Texas (318) vs. Washington (430)	Sugar	Jan. 1, 2024
746	Ohio State (348) vs. Georgia (398)	Peach	Dec. 31, 2022
686	Florida State (348) vs. Oregon (338)	Rose	Jan. 1, 2015

MOST NET YARDS PASSING, NATIONAL CHAMPIONSHIP

NO.	TEAMS	GAME	DATE
740	Alabama (335) vs. Clemson (405)	Arizona	Jan. 11, 2016
697	Clemson (234) vs. LSU (463)	New Orleans	Jan. 13, 2020
658	Ohio State (194) vs. Alabama (464)	Miami	Jan. 11, 2021
642	Clemson (347) vs. Alabama (295)	Bay Area	Jan. 7, 2019
593	Georgia (224) vs. Alabama (369)	Indianapolis	Jan. 10, 2022

MOST NET YARDS PASSING, SINGLE-GAME

NO.	TEAMS	GAME	DATE
785	Ohio State (385) vs. Clemson (400)	Semifinal (Sugar)	Jan. 1, 2021
757	Oklahoma (225) vs. LSU (532)	Semifinal (Peach)	Dec. 28, 2019
748	Texas (318) vs. Washington (430)	Semifinal (Sugar)	Jan. 1, 2024
746	Ohio State (348) vs. Georgia (398)	Semifinal (Peach)	Dec. 31, 2022
740	Alabama (335) vs. Clemson (405)	NCG (Arizona)	Jan. 11, 2016

FEWEST NET YARDS PASSING, SEMIFINALS

NO.	TEAMS	GAME	DATE
207	Washington (150) vs. Alabama (57)	Peach	Dec. 31, 2016
244	Alabama (120) vs. Clemson (124)	Sugar	Jan. 1, 2018
325	Cincinnati (144) vs. Alabama (181)	Cotton	Dec. 31, 2021
337	Alabama (116) vs. Michigan (221)	Rose	Jan. 1, 2024
392	Ohio State (127) vs. Clemson (265)	Fiesta	Dec. 31, 2016

FEWEST NET YARDS PASSING, NATIONAL CHAMPIONSHIP

NO.	TEAMS	GAME	DATE
395	Washington (255) vs. Michigan (140)	Houston	Jan. 8, 2024
419	Alabama (187) vs. Georgia (232)	Atlanta	Jan. 8, 2018
487	TCU (152) vs. Georgia (335)	Los Angeles	Jan. 9, 2023
575	Clemson (420) vs. Alabama (155)	Tampa	Jan. 9, 2017
575	Ohio State (242) vs. Oregon (333)	North Texas	Jan. 12, 2015

FEWEST NET YARDS PASSING, SINGLE-GAME

NO.	TEAMS	GAME	DATE
207	Washington (150) vs. Alabama (57)	Semifinal (Peach)	Dec. 31, 2016
244	Alabama (120) vs. Clemson (124)	Semifinal (Sugar)	Jan. 1, 2018
325	Cincinnati (144) vs. Alabama (181)	Semifinal (Cotton)	Dec. 31, 2021
337	Alabama (116) vs. Michigan (221)	Semifinal (Rose)	Jan. 1, 2024
392	Ohio State (127) vs. Clemson (265)	Semifinal (Fiesta)	Dec. 31, 2016

PASSING

MOST PASSES HAD INTERCEPTED, SEMIFINALS

NO.	TEAMS	GAME	DATE
4	TCU (2) vs. Michigan (2)	Fiesta	Dec. 31, 2022
4	Ohio State (2) vs. Clemson (2)	Fiesta	Dec. 31, 2016
4	Ohio State (1) vs. Alabama (3)	Sugar	Jan. 1, 2015
3	Oklahoma (2) vs. Clemson (1)	Orange	Dec. 31, 2015
2	Seven times. Last by: Georgia (0) vs. Michigan (2)	Orange	Dec. 31, 2021

MOST PASSES HAD INTERCEPTED, NATIONAL CHAMPIONSHIP

NO.	TEAMS	GAME	DATE
3	Alabama (1) vs. Georgia (2)	Atlanta	Jan. 8, 2018
2	Washington (2) vs. Michigan (0)	Houston	Jan. 8, 2024
2	TCU (2) vs. Georgia (0)	Los Angeles	Jan. 9, 2023
2	Georgia (0) vs. Alabama (2)	Indianapolis	Jan. 10, 2022
2	Clemson (0) vs. Alabama (2)	Bay Area	Jan. 7, 2019
2	Ohio State (1) vs. Oregon (1)	North Texas	Jan. 12, 2015

MOST PASSES HAD INTERCEPTED, SINGLE-GAME

NO.	TEAMS	GAME	DATE
4	TCU (2) vs. Michigan (2)	Semifinal (Fiesta)	Dec. 31, 2022
4	Ohio State (2) vs. Clemson (2)	Semifinal (Fiesta)	Dec. 31, 2016
4	Ohio State (1) vs. Alabama (3)	Semifinal (Sugar)	Jan. 1, 2015
3	Alabama (1) vs. Georgia (2)	NCG (Atlanta)	Jan. 8, 2018
3	Oklahoma (2) vs. Clemson (1)	Semifinal (Orange)	Dec. 31, 2015

SCORING

MOST POINTS, SEMIFINALS

NO.	TEAMS	GAME	DATE
102	Georgia (54) vs. Oklahoma (48)	Rose	Jan. 1, 2018
96	TCU (51) vs. Michigan (45)	Fiesta	Dec. 31, 2022
91	Oklahoma (28) vs. LSU (63)	Peach	Dec. 28, 2019
83	Ohio State (41) vs. Georgia (42)	Peach	Dec. 31, 2022
79	Oklahoma (34) vs. Alabama (45)	Orange	Dec. 29, 2018
79	Florida State (20) vs. Oregon (59)	Rose	Jan. 1, 2015

MOST POINTS, NATIONAL CHAMPIONSHIP

NO.	TEAMS	GAME	DATE
85	Alabama (45) vs. Clemson (40)	Arizona	Jan. 11, 2016
76	Ohio State (24) vs. Alabama (52)	Miami	Jan. 11, 2021
72	TCU (7) vs. Georgia (65)	Los Angeles	Jan. 9, 2023
67	Clemson (25) vs. LSU (42)	New Orleans	Jan. 13, 2020
66	Clemson (35) vs. Alabama (31)	Tampa	Jan. 9, 2017

MOST POINTS, SINGLE-GAME

NO.	TEAMS	GAME	DATE
102	Georgia (54) vs. Oklahoma (48)	Semifinal (Rose)	Jan. 1, 2018
96	TCU (51) vs. Michigan (45)	Semifinal (Fiesta)	Dec. 31, 2022
91	Oklahoma (28) vs. LSU (63)	Semifinal (Peach)	Dec. 28, 2019
85	Alabama (45) vs. Clemson (40)	NCG (Arizona)	Jan. 11, 2016
83	Ohio State (41) vs. Georgia (42)	Semifinal (Peach)	Dec. 31, 2022

COLLEGE FOOTBALL PLAYOFF

COMBINED TEAM RECORDS

SCORING (CONTINUED)

FEWEST POINTS, SEMIFINALS

NO.	TEAMS	GAME	DATE
30	Alabama (24) vs. Clemson (6)	Sugar	Jan. 1, 2018
31	Washington (7) vs. Alabama (24)	Peach	Dec. 31, 2016
31	Ohio State (0) vs. Clemson (31)	Fiesta	Dec. 31, 2016
33	Cincinnati (6) vs. Alabama (27)	Cotton	Dec. 31, 2021
33	Notre Dame (3) vs. Clemson (30)	Cotton	Dec. 29, 2018

FEWEST POINTS, NATIONAL CHAMPIONSHIP

NO.	TEAMS	GAME	DATE
47	Washington (13) vs. Michigan (34)	Houston	Jan. 8, 2024
49	Alabama (26) vs. Georgia (23)	Atlanta	Jan. 8, 2018
51	Georgia (33) vs. Alabama (18)	Indianapolis	Jan. 10, 2022
60	Clemson (44) vs. Alabama (16)	Bay Area	Jan. 7, 2019
62	Ohio State (42) vs. Oregon (20)	North Texas	Jan. 12, 2015

FEWEST POINTS, SINGLE-GAME

NO.	TEAMS	GAME	DATE
30	Alabama (24) vs. Clemson (6)	Semifinal (Sugar)	Jan. 1, 2018
31	Washington (7) vs. Alabama (24)	Semifinal (Peach)	Dec. 31, 2016
31	Ohio State (0) vs. Clemson (31)	Semifinal (Fiesta)	Dec. 31, 2016
33	Cincinnati (6) vs. Alabama (27)	Semifinal (Cotton)	Dec. 31, 2021
33	Notre Dame (3) vs. Clemson (30)	Semifinal (Cotton)	Dec. 29, 2018

MOST TOUCHDOWNS, SEMIFINALS

NO.	TEAMS	GAME	DATE
13	Oklahoma (4) vs. LSU (9)	Peach	Dec. 28, 2019
13	Georgia (7) vs. Oklahoma (6)	Rose	Jan. 1, 2018
12	TCU (7) vs. Michigan (5)	Fiesta	Dec. 31, 2022
11	Ohio State (7) vs. Clemson (4)	Sugar	Jan. 1, 2021
10	Ohio State (5) vs. Georgia (5)	Peach	Dec. 31, 2022
10	Oklahoma (4) vs. Alabama (6)	Orange	Dec. 29, 2018
10	Florida State (2) vs. Oregon (8)	Rose	Jan. 1, 2015
10	Ohio State (5) vs. Alabama (5)	Sugar	Jan. 1, 2015

MOST TOUCHDOWNS, NATIONAL CHAMPIONSHIP

NO.	TEAMS	GAME	DATE
11	Alabama (6) vs. Clemson (5)	Arizona	Jan. 11, 2016
10	TCU (1) vs. Georgia (9)	Los Angeles	Jan. 9, 2023
10	Ohio State (3) vs. Alabama (7)	Miami	Jan. 11, 2021
9	Clemson (3) vs. LSU (6)	New Orleans	Jan. 13, 2020
9	Clemson (5) vs. Alabama (4)	Tampa	Jan. 9, 2017

MOST TOUCHDOWNS, SINGLE-GAME

NO.	TEAMS	GAME	DATE
13	Oklahoma (4) vs. LSU (9)	Semifinal (Peach)	Dec. 28, 2019
13	Georgia (7) vs. Oklahoma (6)	Semifinal (Rose)	Jan. 1, 2018
12	TCU (7) vs. Michigan (5)	Semifinal (Fiesta)	Dec. 31, 2022
11	Ohio State (7) vs. Clemson (4)	Semifinal (Sugar)	Jan. 1, 2021
11	Alabama (6) vs. Clemson (5)	NCG (Arizona)	Jan. 11, 2016

SCORING (CONTINUED)

FEWEST TOUCHDOWNS, SEMIFINALS

NO.	TEAMS	GAME	DATE
3	Cincinnati (0) vs. Alabama (3)	Cotton	Dec. 31, 2021
3	Alabama (3) vs. Clemson (0)	Sugar	Jan. 1, 2018
4	Notre Dame (0) vs. Clemson (4)	Cotton	Dec. 29, 2018
4	Washington (1) vs. Alabama (3)	Peach	Dec. 31, 2016
4	Ohio State (0) vs. Clemson (4)	Fiesta	Dec. 31, 2016

FEWEST TOUCHDOWNS, NATIONAL CHAMPIONSHIP

NO.	TEAMS	GAME	DATE
5	Washington (1) vs. Michigan (4)	Houston	Jan. 8, 2024
5	Georgia (4) vs. Alabama (1)	Indianapolis	Jan. 10, 2022
5	Alabama (3) vs. Georgia (2)	Atlanta	Jan. 8, 2018
8	Clemson (6) vs. Alabama (2)	Bay Area	Jan. 7, 2019
8	Ohio State (6) vs. Oregon (2)	North Texas	Jan. 12, 2015

FEWEST TOUCHDOWNS, SINGLE-GAME

NO.	TEAMS	GAME	DATE
3	Cincinnati (0) vs. Alabama (3)	Semifinal (Cotton)	Dec. 31, 2021
3	Alabama (3) vs. Clemson (0)	Semifinal (Sugar)	Jan. 1, 2018
4	Notre Dame (0) vs. Clemson (4)	Semifinal (Cotton)	Dec. 29, 2018
4	Washington (1) vs. Alabama (3)	Semifinal (Peach)	Dec. 31, 2016
4	Ohio State (0) vs. Clemson (4)	Semifinal (Fiesta)	Dec. 31, 2016

MOST TOUCHDOWNS RUSHING, SEMIFINALS

NO.	TEAMS	GAME	DATE
7	Georgia (5) vs. Oklahoma (2)	Rose	Jan. 1, 2018
6	TCU (3) vs. Michigan (3)	Fiesta	Dec. 31, 2022
6	Oklahoma (4) vs. LSU (2)	Peach	Dec. 28, 2019
6	Florida State (1) vs. Oregon (5)	Rose	Jan. 1, 2015
5	Texas (3) vs. Washington (2)	Sugar	Jan. 1, 2024
5	Ohio State (2) vs. Alabama (3)	Sugar	Jan. 1, 2015

MOST TOUCHDOWNS RUSHING, NATIONAL CHAMPIONSHIP

NO.	TEAMS	GAME	DATE
6	TCU (1) vs. Georgia (5)	Los Angeles	Jan. 9, 2023
5	Clemson (2) vs. Alabama (3)	Tampa	Jan. 9, 2017
5	Ohio State (5) vs. Oregon (0)	North Texas	Jan. 12, 2015
4	Washington (0) vs. Michigan (4)	Houston	Jan. 8, 2024
4	Ohio State (2) vs. Alabama (2)	Miami	Jan. 11, 2021
4	Clemson (3) vs. LSU (1)	New Orleans	Jan. 13, 2020
4	Alabama (3) vs. Clemson (1)	Arizona	Jan. 11, 2016

MOST TOUCHDOWNS RUSHING, SINGLE-GAME

NO.	TEAMS	GAME	DATE
7	Georgia (5) vs. Oklahoma (2)	Semifinal (Rose)	Jan. 1, 2018
6	TCU (1) vs. Georgia (5)	NCG (Los Angeles)	Jan. 9, 2023
6	TCU (3) vs. Michigan (3)	Semifinal (Fiesta)	Dec. 31, 2022
6	Oklahoma (4) vs. LSU (2)	Semifinal (Peach)	Dec. 28, 2019
6	Florida State (1) vs. Oregon (5)	Semifinal (Rose)	Jan. 1, 2015

COLLEGE FOOTBALL PLAYOFF

COMBINED TEAM RECORDS

SCORING (CONTINUED)

FEWEST TOUCHDOWNS RUSHING, SEMIFINALS

NO.	TEAMS	GAME	DATE
0	Georgia (0) vs. Michigan (0)	Orange	Dec. 31, 2021
0	Cincinnati (0) vs. Alabama (0)	Cotton	Dec. 31, 2021
0	Alabama (0) vs. Clemson (0)	Sugar	Jan. 1, 2018
1	Notre Dame (0) vs. Clemson (1)	Cotton	Dec. 29, 2018
2	Three times. Last by: Notre Dame (2) vs. Alabama (0)	Rose	Jan. 1, 2021

FEWEST TOUCHDOWNS RUSHING, NATIONAL CHAMPIONSHIP

NO.	TEAMS	GAME	DATE
1	Georgia (1) vs. Alabama (0)	Indianapolis	Jan. 10, 2022
1	Alabama (0) vs. Georgia (1)	Atlanta	Jan. 8, 2018
2	Clemson (2) vs. Alabama (0)	Bay Area	Jan. 7, 2019
4	Washington (0) vs. Michigan (4)	Houston	Jan. 8, 2024
4	Ohio State (2) vs. Alabama (2)	Miami	Jan. 11, 2021
4	Clemson (3) vs. LSU (1)	New Orleans	Jan. 13, 2020
4	Alabama (3) vs. Clemson (1)	Arizona	Jan. 11, 2016

FEWEST TOUCHDOWNS RUSHING, SINGLE-GAME

NO.	TEAMS	GAME	DATE
0	Georgia (0) vs. Michigan (0)	Semifinal (Orange)	Dec. 31, 2021
0	Cincinnati (0) vs. Alabama (0)	Semifinal (Cotton)	Dec. 31, 2021
0	Alabama (0) vs. Clemson (0)	Semifinal (Sugar)	Jan. 1, 2018
1	Georgia (1) vs. Alabama (0)	NCG (Indianapolis)	Jan. 10, 2022
1	Alabama (0) vs. Georgia (1)	NCG (Atlanta)	Jan. 8, 2018
1	Notre Dame (0) vs. Clemson (1)	Semifinal (Cotton)	Dec. 29, 2018

MOST TOUCHDOWNS PASSING, SEMIFINALS

NO.	TEAMS	GAME	DATE
8	Ohio State (6) vs. Clemson (2)	Sugar	Jan. 1, 2021
7	Ohio State (4) vs. Georgia (3)	Peach	Dec. 31, 2022
7	Oklahoma (0) vs. LSU (7)	Peach	Dec. 28, 2019
6	Oklahoma (2) vs. Alabama (4)	Orange	Dec. 29, 2018
5	Georgia (4) vs. Michigan (1)	Orange	Dec. 31, 2021
5	Georgia (2) vs. Oklahoma (3)	Rose	Jan. 1, 2018

MOST TOUCHDOWNS PASSING, NATIONAL CHAMPIONSHIP

NO.	TEAMS	GAME	DATE
6	Ohio State (1) vs. Alabama (5)	Miami	Jan. 11, 2021
6	Alabama (2) vs. Clemson (4)	Arizona	Jan. 11, 2016
5	Clemson (0) vs. LSU (5)	New Orleans	Jan. 13, 2020
5	Clemson (3) vs. Alabama (2)	Bay Area	Jan. 7, 2019
4	TCU (0) vs. Georgia (4)	Los Angeles	Jan. 9, 2023
4	Alabama (3) vs. Georgia (1)	Atlanta	Jan. 8, 2018
4	Clemson (3) vs. Alabama (1)	Tampa	Jan. 9, 2017

SCORING (CONTINUED)

MOST TOUCHDOWNS PASSING, SINGLE-GAME

NO.	TEAMS	GAME	DATE
8	Ohio State (6) vs. Clemson (2)	Semifinal (Sugar)	Jan. 1, 2021
7	Ohio State (4) vs. Georgia (3)	Semifinal (Peach)	Dec. 31, 2022
7	Oklahoma (0) vs. LSU (7)	Semifinal (Peach)	Dec. 28, 2019
6	Ohio State (1) vs. Alabama (5)	NCG (Miami)	Jan. 11, 2021
6	Oklahoma (2) vs. Alabama (4)	Semifinal (Orange)	Dec. 29, 2018
6	Alabama (2) vs. Clemson (4)	NCG (Arizona)	Jan. 11, 2016

FEWEST TOUCHDOWNS PASSING, SEMIFINALS

NO.	TEAMS	GAME	DATE
1	Washington (1) vs. Alabama (0)	Peach	Dec. 31, 2016
1	Ohio State (0) vs. Clemson (1)	Fiesta	Dec. 31, 2016
2	Alabama (2) vs. Clemson (0)	Sugar	Jan. 1, 2018
2	Oklahoma (1) vs. Clemson (1)	Orange	Dec. 31, 2015
2	Michigan State (0) vs. Alabama (2)	Cotton	Dec. 31, 2015

FEWEST TOUCHDOWNS PASSING, NATIONAL CHAMPIONSHIP

NO.	TEAMS	GAME	DATE
1	Washington (1) vs. Michigan (0)	Houston	Jan. 8, 2024
3	Georgia (2) vs. Alabama (1)	Indianapolis	Jan. 10, 2022
3	Ohio State (1) vs. Oregon (2)	North Texas	Jan. 12, 2015
4	TCU (0) vs. Georgia (4)	Los Angeles	Jan. 9, 2023
4	Alabama (3) vs. Georgia (1)	Atlanta	Jan. 8, 2018
4	Clemson (3) vs. Alabama (1)	Tampa	Jan. 9, 2017

FEWEST TOUCHDOWNS PASSING, SINGLE-GAME

NO.	TEAMS	GAME	DATE
1	Washington (1) vs. Michigan (0)	NCG (Houston)	Jan. 8, 2024
1	Washington (1) vs. Alabama (0)	Semifinal (Peach)	Dec. 31, 2016
1	Ohio State (0) vs. Clemson (1)	Semifinal (Fiesta)	Dec. 31, 2016
2	Alabama (2) vs. Clemson (0)	Semifinal (Sugar)	Jan. 1, 2018
2	Oklahoma (1) vs. Clemson (1)	Semifinal (Orange)	Dec. 31, 2015
2	Michigan State (0) vs. Alabama (2)	Semifinal (Cotton)	Dec. 31, 2015

MOST FIELD GOALS, SEMIFINALS

NO.	TEAMS	GAME	DATE
4	Texas (1) vs. Washington (3)	Sugar	Jan. 1, 2024
4	TCU (1) vs. Michigan (3)	Fiesta	Dec. 31, 2022
4	Ohio State (2) vs. Georgia (2)	Peach	Dec. 31, 2022
4	Cincinnati (2) vs. Alabama (2)	Cotton	Dec. 31, 2021
4	Georgia (2) vs. Oklahoma (2)	Rose	Jan. 1, 2018
4	Oklahoma (1) vs. Clemson (3)	Orange	Dec. 31, 2015

COLLEGE FOOTBALL PLAYOFF

COMBINED TEAM RECORDS

SCORING (CONTINUED)

MOST FIELD GOALS, NATIONAL CHAMPIONSHIP

NO.	TEAMS	GAME	DATE
6	Georgia (2) vs. Alabama (4)	Indianapolis	Jan. 10, 2022
5	Alabama (2) vs. Georgia (3)	Atlanta	Jan. 8, 2018
3	Washington (1) vs. Michigan (2)	Houston	Jan. 8, 2024
3	Alabama (1) vs. Clemson (2)	Arizona	Jan. 11, 2016
2	Four times. Last by:		
	Ohio State (1) vs. Alabama (1)	Miami	Jan. 11, 2021

MOST FIELD GOALS, SINGLE-GAME

NO.	TEAMS	GAME	DATE
6	Georgia (2) vs. Alabama (4)	NCG (Indianapolis)	Jan. 10, 2022
5	Alabama (2) vs. Georgia (3)	NCG (Atlanta)	Jan. 8, 2018
4	Six times. Last by:		
	Texas (1) vs. Washington (3)	Semifinal (Sugar)	Jan. 1, 2024

FEWEST FIELD GOALS, SEMIFINALS

NO.	TEAMS	GAME	DATE
0	Ohio State (0) vs. Clemson (0)	Sugar	Jan. 1, 2021
0	Oklahoma (0) vs. LSU (0)	Peach	Dec. 28, 2019
1	Four times. Last by:		
	Notre Dame (0) vs. Alabama (1)	Rose	Jan. 1, 2021

FEWEST FIELD GOALS, NATIONAL CHAMPIONSHIP

NO.	TEAMS	GAME	DATE
1	TCU (0) vs. Georgia (1)	Los Angeles	Jan. 9, 2023
1	Clemson (0) vs. Alabama (1)	Tampa	Jan. 9, 2017
2	Ohio State (1) vs. Alabama (1)	Miami	Jan. 11, 2021
2	Clemson (1) vs. LSU (1)	New Orleans	Jan. 13, 2020
2	Clemson (1) vs. Alabama (1)	Bay Area	Jan. 7, 2019
2	Ohio State (0) vs. Oregon (2)	North Texas	Jan. 12, 2015

FEWEST FIELD GOALS, SEMIFINALS

NO.	TEAMS	GAME	DATE
0	Ohio State (0) vs. Clemson (0)	Semifinal (Sugar)	Jan. 1, 2021
0	Oklahoma (0) vs. LSU (0)	Semifinal (Peach)	Dec. 28, 2019
1	Six times. Last by:		
	TCU (0) vs. Georgia (1)	NCG (Los Angeles)	Jan. 9, 2023

MOST FIELD GOALS ATTEMPTED, SEMIFINALS

NO.	TEAMS	GAME	DATE
7	Ohio State (3) vs. Georgia (4)	Peach	Dec. 31, 2022
6	Georgia (3) vs. Oklahoma (3)	Rose	Jan. 1, 2018
5	Cincinnati (2) vs. Alabama (3)	Cotton	Dec. 31, 2021
5	Oklahoma (1) vs. Clemson (4)	Orange	Dec. 31, 2015
4	Seven times. Last by:		
	Texas (1) vs. Washington (3)	Sugar	Jan. 1, 2024

SCORING (CONTINUED)

MOST FIELD GOALS ATTEMPTED, NATIONAL CHAMPIONSHIP

NO.	TEAMS	GAME	DATE
7	Georgia (2) vs. Alabama (5)	Indianapolis	Jan. 10, 2022
7	Alabama (4) vs. Georgia (3)	Atlanta	Jan. 8, 2018
6	Washington (2) vs. Michigan (4)	Houston	Jan. 8, 2024
5	Alabama (2) vs. Clemson (3)	Arizona	Jan. 11, 2016
2	Ohio State (1) vs. Alabama (1)	Miami	Jan. 11, 2021
2	Clemson (1) vs. Alabama (1)	Bay Area	Jan. 7, 2019
2	Ohio State (0) vs. Oregon (2)	North Texas	Jan. 12, 2015

MOST FIELD GOALS ATTEMPTED, SINGLE-GAME

NO.	TEAMS	GAME	DATE
7	Georgia (2) vs. Alabama (5)	NCG (Indianapolis)	Jan. 10, 2022
7	Ohio State (3) vs. Georgia (4)	Semifinal (Peach)	Dec. 31, 2022
7	Alabama (4) vs. Georgia (3)	NCG (Atlanta)	Jan. 8, 2018
6	Washington (2) vs. Michigan (4)	NCG (Houston)	Jan. 8, 2024
6	Georgia (3) vs. Oklahoma (3)	Semifinal (Rose)	Jan. 1, 2018

FEWEST FIELD GOALS ATTEMPTED, SEMIFINALS

NO.	TEAMS	GAME	DATE
0	Ohio State (0) vs. Clemson (0)	Sugar	Jan. 1, 2021
1	Oklahoma (0) vs. LSU (1)	Peach	Dec. 28, 2019
1	Washington (0) vs. Alabama (1)	Peach	Dec. 31, 2016
1	Michigan State (0) vs. Alabama (1)	Cotton	Dec. 31, 2015
2	Notre Dame (1) vs. Alabama (1)	Rose	Jan. 1, 2021
2	Ohio State (2) vs. Alabama (0)	Sugar	Jan. 1, 2015

FEWEST FIELD GOALS ATTEMPTED, NATIONAL CHAMPIONSHIP

NO.	TEAMS	GAME	DATE
	TCU (0) vs. Georgia (1)	Los Angeles	Jan. 9, 2023
1	Clemson (0) vs. LSU (1)	New Orleans	Jan. 13, 2020
1	Clemson (0) vs. Alabama (1)	Tampa	Jan. 9, 2017
2	Ohio State (1) vs. Alabama (1)	Miami	Jan. 11, 2021
2	Clemson (1) vs. Alabama (1)	Bay Area	Jan. 7, 2019
2	Ohio State (0) vs. Oregon (2)	North Texas	Jan. 12, 2015

FEWEST FIELD GOALS ATTEMPTED, SINGLE-GAME

NO.	TEAMS	GAME	DATE
0	Ohio State (0) vs. Clemson (0)	Semifinal (Sugar)	Jan. 1, 2021
1	TCU (0) vs. Georgia (1)	NCG (Los Angeles)	Jan. 9, 2023
1	Clemson (0) vs. LSU (1)	NCG (New Orleans)	Jan. 13, 2020
1	Oklahoma (0) vs. LSU (1)	Semifinal (Peach)	Dec. 28, 2019
1	Clemson (0) vs. Alabama (1)	NCG (Tampa)	Jan. 9, 2017
1	Washington (0) vs. Alabama (1)	Semifinal (Peach)	Dec. 31, 2016
1	Michigan State (0) vs. Alabama (1)	Semifinal (Cotton)	Dec. 31, 2015

COLLEGE FOOTBALL PLAYOFF

COMBINED TEAM RECORDS

SCORING (CONTINUED)

MOST POINTS SCORED IN FIRST HALF, SEMIFINALS

NO.	TEAMS	GAME	DATE
63	Oklahoma (14) vs. LSU (49)	Peach	Dec. 28, 2019
52	Ohio State (28) vs. Georgia (24)	Peach	Dec. 31, 2022
49	Ohio State (35) vs. Clemson (14)	Sugar	Jan. 1, 2021
48	Georgia (17) vs. Oklahoma (31)	Rose	Jan. 1, 2018
42	Texas (21) vs. Washington (21)	Sugar	Jan. 1, 2024

MOST POINTS SCORED IN FIRST HALF, NATIONAL CHAMPIONSHIP

NO.	TEAMS	GAME	DATE
52	Ohio State (17) vs. Alabama (35)	Miami	Jan. 11, 2021
47	Clemson (31) vs. Alabama (16)	Bay Area	Jan. 7, 2019
45	TCU (7) vs. Georgia (38)	Los Angeles	Jan. 9, 2023
45	Clemson (17) vs. LSU (28)	New Orleans	Jan. 13, 2020
31	Ohio State (21) vs. Oregon (10)	North Texas	Jan. 12, 2015

MOST POINTS SCORED IN FIRST HALF, SEMIFINALS

NO.	TEAMS	GAME	DATE
63	Oklahoma (14) vs. LSU (49)	Semifinal (Peach)	Dec. 28, 2019
52	Ohio State (28) vs. Georgia (24)	Semifinal (Peach)	Dec. 31, 2022
52	Ohio State (17) vs. Alabama (35)	NCG (Miami)	Jan. 11, 2021
49	Ohio State (35) vs. Clemson (14)	Semifinal (Sugar)	Jan. 1, 2021
48	Georgia (17) vs. Oklahoma (31)	Semifinal (Rose)	Jan. 1, 2018

FEWEST POINTS SCORED IN FIRST HALF, SEMIFINALS

NO.	TEAMS	GAME	DATE
10	Michigan State (0) vs. Alabama (10)	Cotton	Dec. 31, 2015
13	Alabama (10) vs. Clemson (3)	Sugar	Jan. 1, 2018
17	Ohio State (0) vs. Clemson (17)	Fiesta	Dec. 31, 2016
20	Cincinnati (3) vs. Alabama (17)	Cotton	Dec. 31, 2021
23	Alabama (10) vs. Michigan (13)	Rose	Jan. 1, 2024

FEWEST POINTS SCORED IN FIRST HALF, NATIONAL CHAMPIONSHIP

NO.	TEAMS	GAME	DATE
13	Alabama (0) vs. Georgia (13)	Atlanta	Jan. 8, 2018
15	Georgia (6) vs. Alabama (9)	Indianapolis	Jan. 10, 2022
21	Clemson (7) vs. Alabama (14)	Tampa	Jan. 9, 2017
27	Washington (10) vs. Michigan (17)	Houston	Jan. 8, 2024
28	Alabama (14) vs. Clemson (14)	Arizona	Jan. 11, 2016

FEWEST POINTS SCORED IN FIRST HALF, SINGLE-GAME

NO.	TEAMS	GAME	DATE
10	Michigan State (0) vs. Alabama (10)	Semifinal (Cotton)	Dec. 31, 2015
13	Alabama (0) vs. Georgia (13)	NCG (Atlanta)	Jan. 8, 2018
13	Alabama (10) vs. Clemson (3)	Semifinal (Sugar)	Jan. 1, 2018
15	Georgia (6) vs. Alabama (9)	NCG (Indianapolis)	Jan. 10, 2022
17	Ohio State (0) vs. Clemson (17)	Semifinal (Fiesta)	Dec. 31, 2016

SCORING (CONTINUED)

MOST POINTS SCORED IN SECOND HALF, SEMIFINALS

NO.	TEAMS	GAME	DATE
69	TCU (30) vs. Michigan (39)	Fiesta	Dec. 31, 2022
50	Georgia (37) vs. Oklahoma (13) (incl. OT)	Rose	Jan. 1, 2018
48	Florida State (7) vs. Oregon (41)	Rose	Jan. 1, 2015
38	Oklahoma (24) vs. Alabama (14)	Orange	Dec. 29, 2018
36	Ohio State (22) vs. Alabama (14)	Sugar	Jan. 1, 2015

MOST POINTS SCORED IN SECOND HALF, NATIONAL CHAMPIONSHIP

NO.	TEAMS	GAME	DATE
57	Alabama (31) vs. Clemson (26)	Arizona	Jan. 11, 2016
45	Clemson (28) vs. Alabama (17)	Tampa	Jan. 9, 2017
36	Georgia (27) vs. Alabama (9)	Indianapolis	Jan. 10, 2022
36	Alabama (26) vs. Georgia (10) (incl. OT)	Atlanta	Jan. 8, 2018
31	Ohio State (21) vs. Oregon (10)	North Texas	Jan. 12, 2015

MOST POINTS SCORED IN SECOND HALF, SINGLE-GAME

NO.	TEAMS	GAME	DATE
69	TCU (30) vs. Michigan (39)	Semifinal (Fiesta)	Dec. 31, 2022
57	Alabama (31) vs. Clemson (26)	NCG (Arizona)	Jan. 11, 2016
50	Georgia (37) vs. Oklahoma (13) (incl. OT)	Semifinal (Rose)	Jan. 1, 2018
48	Florida State (7) vs. Oregon (41)	Semifinal (Rose)	Jan. 1, 2015
45	Clemson (28) vs. Alabama (17)	NCG (Tampa)	Jan. 9, 2017

FEWEST POINTS SCORED IN SECOND HALF, SEMIFINALS

NO.	TEAMS	GAME	DATE
7	Notre Dame (0) vs. Clemson (7)	Cotton	Dec. 29, 2018
7	Washington (0) vs. Alabama (7)	Peach	Dec. 31, 2016
13	Cincinnati (3) vs. Alabama (10)	Cotton	Dec. 31, 2021
14	Ohio State (0) vs. Clemson (14)	Fiesta	Dec. 31, 2016
15	Georgia (7) vs. Michigan (8)	Orange	Dec. 31, 2021

FEWEST POINTS SCORED IN SECOND HALF, NATIONAL CHAMPIONSHIP

NO.	TEAMS	GAME	DATE
13	Clemson (13) vs. Alabama (0)	Bay Area	Jan. 7, 2019
20	Washington (3) vs. Michigan (17)	Houston	Jan. 8, 2024
22	Clemson (8) vs. LSU (14)	New Orleans	Jan. 13, 2020
24	Ohio State (7) vs. Alabama (17)	Miami	Jan. 11, 2021
27	TCU (0) vs. Georgia (27)	Los Angeles	Jan. 9, 2023

FEWEST POINTS SCORED IN SECOND HALF, SEMIFINALS

NO.	TEAMS	GAME	DATE
7	Notre Dame (0) vs. Clemson (7)	Semifinal (Cotton)	Dec. 29, 2018
7	Washington (0) vs. Alabama (7)	Semifinal (Peach)	Dec. 31, 2016
13	Cincinnati (3) vs. Alabama (10)	Semifinal (Cotton)	Dec. 31, 2021
13	Clemson (13) vs. Alabama (0)	NCG (Bay Area)	Jan. 7, 2019
14	Ohio State (0) vs. Clemson (14)	Semifinal (Fiesta)	Dec. 31, 2016

COLLEGE FOOTBALL PLAYOFF

COMBINED TEAM RECORDS

SCORING (CONTINUED)

MOST POINTS SCORED IN ONE HALF, SEMIFINALS

NO.	TEAMS	GAME	DATE
69	TCU (30) vs. Michigan (39) (2nd)	Fiesta	Dec. 31, 2022
63	Oklahoma (14) vs. LSU (49) (1st)	Peach	Dec. 28, 2019
52	Ohio State (28) vs. Georgia (24) (1st)	Peach	Dec. 31, 2022
50	Georgia (37) vs. Oklahoma (13) (2nd) (including OT)	Rose	Jan. 1, 2018
49	Ohio State (35) vs. Clemson (14) (1st)	Sugar	Jan. 1, 2021

MOST POINTS SCORED IN ONE HALF, NATIONAL CHAMPIONSHIP

NO.	TEAMS	GAME	DATE
57	Alabama (31) vs. Clemson (26) (2nd)	Arizona	Jan. 11, 2016
52	Ohio State (17) vs. Alabama (35) (1st)	Miami	Jan. 11, 2021
47	Clemson (31) vs. Alabama (16) (1st)	Bay Area	Jan. 7, 2019
45	TCU (7) vs. Georgia (38) (1st)	Los Angeles	Jan. 9, 2023
45	Clemson (17) vs. LSU (28) (1st)	New Orleans	Jan. 13, 2020
45	Clemson (28) vs. Alabama (17) (2nd)	Tampa	Jan. 9, 2017

MOST POINTS SCORED IN ONE HALF, SINGLE-GAME

NO.	TEAMS	GAME	DATE
69	TCU (30) vs. Michigan (39) (2nd)	Semifinal (Fiesta)	Dec. 31, 2022
63	Oklahoma (14) vs. LSU (49) (1st)	Semifinal (Peach)	Dec. 28, 2019
57	Alabama (31) vs. Clemson (26) (2nd)	NCG (Arizona)	Jan. 11, 2016
52	Ohio State (28) vs. Georgia (24) (1st)	Semifinal (Peach)	Dec. 31, 2022
52	Ohio State (17) vs. Alabama (35) (1st)	NCG (Miami)	Jan. 11, 2021

FEWEST POINTS SCORED IN ONE HALF, SEMIFINALS

NO.	TEAMS	GAME	DATE
7	Notre Dame (0) vs. Clemson (7) (2nd)	Cotton	Dec. 29, 2018
7	Washington (0) vs. Alabama (7) (2nd)	Peach	Dec. 31, 2016
10	Michigan State (0) vs. Alabama (10) (1st)	Cotton	Dec. 31, 2015
13	Cincinnati (3) vs. Alabama (10) (2nd)	Cotton	Dec. 31, 2021
13	Alabama (10) vs. Clemson (3) (1st)	Sugar	Jan. 1, 2018

FEWEST POINTS SCORED IN ONE HALF, NATIONAL CHAMPIONSHIP

NO.	TEAMS	GAME	DATE
13	Clemson (13) vs. Alabama (0) (2nd)	Bay Area	Jan. 7, 2019
13	Alabama (0) vs. Georgia (13) (1st)	Atlanta	Jan. 8, 2018
15	Georgia (6) vs. Alabama (9) (1st)	Indianapolis	Jan. 10, 2022
20	Washington (3) vs. Michigan (17) (2nd)	Houston	Jan. 8, 2024
21	Clemson (7) vs. Alabama (14) (1st)	Tampa	Jan. 9, 2017

FEWEST POINTS SCORED IN ONE HALF, SINGLE-GAME

NO.	TEAMS	GAME	DATE
7	Notre Dame (0) vs. Clemson (7) (2nd)	Semifinal (Cotton)	Dec. 29, 2018
7	Washington (0) vs. Alabama (7) (2nd)	Semifinal (Peach)	Dec. 31, 2016
10	Michigan State (0) vs. Alabama (10) (1st)	Semifinal (Cotton)	Dec. 31, 2015
13	Cincinnati (3) vs. Alabama (10) (2nd)	Semifinal (Cotton)	Dec. 31, 2021
13	Clemson (13) vs. Alabama (0) (2nd)	NCG (Bay Area)	Jan. 7, 2019
13	Alabama (0) vs. Georgia (13) (1st)	NCG (Atlanta)	Jan. 8, 2018
13	Alabama (10) vs. Clemson (3) (1st)	Semifinal (Sugar)	Jan. 1, 2018

SCORING (CONTINUED)

MOST POINTS SCORED IN FIRST QTR, SEMIFINALS

NO.	TEAMS	GAME	DATE
28	Ohio State (14) vs. Clemson (14)	Sugar	Jan. 1, 2021
28	Oklahoma (7) vs. LSU (21)	Peach	Dec. 28, 2019
21	Oklahoma (0) vs. Alabama (21)	Orange	Dec. 29, 2018
21	Georgia (7) vs. Oklahoma (14)	Rose	Jan. 1, 2018
20	Ohio State (6) vs. Alabama (14)	Sugar	Jan. 1, 2015

MOST POINTS SCORED IN FIRST QTR, NATIONAL CHAMPIONSHIP

NO.	TEAMS	GAME	DATE
27	Clemson (14) vs. Alabama (13)	Bay Area	Jan. 7, 2019
24	TCU (7) vs. Georgia (17)	Los Angeles	Jan. 9, 2023
21	Alabama (7) vs. Clemson (14)	Arizona	Jan. 11, 2016
21	Ohio State (14) vs. Oregon (7)	North Texas	Jan. 12, 2015
17	Washington (3) vs. Michigan (14)	Houston	Jan. 8, 2024

MOST POINTS SCORED IN FIRST QTR, SINGLE-GAME

NO.	TEAMS	GAME	DATE
28	Ohio State (14) vs. Clemson (14)	Semifinal (Sugar)	Jan. 1, 2021
28	Oklahoma (7) vs. LSU (21)	Semifinal (Peach)	Dec. 28, 2019
27	Clemson (14) vs. Alabama (13)	NCG (Bay Area)	Jan. 7, 2019
24	TCU (7) vs. Georgia (17)	NCG (Los Angeles)	Jan. 9, 2023
21	Four times. Last by: Oklahoma (0) vs. Alabama (21)	Semifinal (Orange)	Dec. 29, 2018

FEWEST POINTS SCORED IN FIRST QTR, SEMIFINALS

NO.	TEAMS	GAME	DATE
0	Michigan State (0) vs. Alabama (0)	Cotton	Dec. 31, 2015
6	Notre Dame (3) vs. Clemson (3)	Cotton	Dec. 29, 2018
10	Five times. Last by: Cincinnati (3) vs. Alabama (7)	Cotton	Dec. 31, 2021

FEWEST POINTS SCORED IN FIRST QTR, NATIONAL CHAMPIONSHIP

NO.	TEAMS	GAME	DATE
0	Alabama (0) vs. Georgia (0)	Atlanta	Jan. 8, 2018
3	Georgia (0) vs. Alabama (3)	Indianapolis	Jan. 10, 2022
7	Clemson (0) vs. Alabama (7)	Tampa	Jan. 9, 2017
14	Ohio State (7) vs. Alabama (7)	Miami	Jan. 11, 2021
14	Clemson (7) vs. LSU (7)	New Orleans	Jan. 13, 2020

FEWEST POINTS SCORED IN FIRST QTR, SINGLE-GAME

NO.	TEAMS	GAME	DATE
0	Alabama (0) vs. Georgia (0)	NCG (Atlanta)	Jan. 8, 2018
0	Michigan State (0) vs. Alabama (0)	Semifinal (Cotton)	Dec. 31, 2015
3	Georgia (0) vs. Alabama (3)	NCG (Indianapolis)	Jan. 10, 2022
6	Notre Dame (3) vs. Clemson (3)	Semifinal (Cotton)	Dec. 29, 2018
7	Clemson (0) vs. Alabama (7)	NCG (Tampa)	Jan. 9, 2017

COLLEGE FOOTBALL PLAYOFF

COMBINED TEAM RECORDS

SCORING (CONTINUED)

MOST POINTS SCORED IN SECOND QTR, SEMIFINALS

NO.	TEAMS	GAME	DATE
38	Ohio State (21) vs. Georgia (17)	Peach	Dec. 31, 2022
35	Oklahoma (7) vs. LSU (28)	Peach	Dec. 28, 2019
28	Texas (14) vs. Washington (14)	Sugar	Jan. 1, 2024
27	Georgia (10) vs. Oklahoma (17)	Rose	Jan. 1, 2018
23	Oklahoma (10) vs. Clemson (13)	Orange	Dec. 31, 2015

MOST POINTS SCORED IN SECOND QTR, NATIONAL CHAMPIONSHIP

NO.	TEAMS	GAME	DATE
38	Ohio State (10) vs. Alabama (28)	Miami	Jan. 11, 2021
31	Clemson (10) vs. LSU (21)	New Orleans	Jan. 13, 2020
21	TCU (0) vs. Georgia (21)	Los Angeles	Jan. 9, 2023
20	Clemson (17) vs. Alabama (3)	Bay Area	Jan. 7, 2019
14	Clemson (7) vs. Alabama (7)	Tampa	Jan. 9, 2017

MOST POINTS SCORED IN SECOND QTR, SINGLE-GAME

NO.	TEAMS	GAME	DATE
38	Ohio State (21) vs. Georgia (17)	Semifinal (Peach)	Dec. 31, 2022
38	Ohio State (10) vs. Alabama (28)	NCG (Miami)	Jan. 11, 2021
35	Oklahoma (7) vs. LSU (28)	Semifinal (Peach)	Dec. 28, 2019
31	Clemson (10) vs. LSU (21)	NCG (New Orleans)	Jan. 13, 2020
28	Texas (14) vs. Washington (14)	Semifinal (Sugar)	Jan. 1, 2024

FEWEST POINTS SCORED IN SECOND QTR, SEMIFINALS

NO.	TEAMS	GAME	DATE
3	Alabama (0) vs. Clemson (3)	Sugar	Jan. 1, 2018
7	Ohio State (0) vs. Clemson (7)	Fiesta	Dec. 31, 2016
9	Alabama (3) vs. Michigan (6)	Rose	Jan. 1, 2024
10	Cincinnati (0) vs. Alabama (10)	Cotton	Dec. 31, 2021
10	Washington (0) vs. Alabama (10)	Peach	Dec. 31, 2016
10	Michigan State (0) vs. Alabama (10)	Cotton	Dec. 31, 2015

FEWEST POINTS SCORED IN SECOND QTR, NATIONAL CHAMPIONSHIP

NO.	TEAMS	GAME	DATE
7	Alabama (7) vs. Clemson (0)	Arizona	Jan. 11, 2016
10	Washington (7) vs. Michigan (3)	Houston	Jan. 8, 2024
10	Ohio State (7) vs. Oregon (3)	North Texas	Jan. 12, 2015
12	Georgia (6) vs. Alabama (6)	Indianapolis	Jan. 10, 2022
13	Alabama (0) vs. Georgia (13)	Atlanta	Jan. 8, 2018

FEWEST POINTS SCORED IN SECOND QTR, SINGLE-GAME

NO.	TEAMS	GAME	DATE
3	Alabama (0) vs. Clemson (3)	Semifinal (Sugar)	Jan. 1, 2018
7	Ohio State (0) vs. Clemson (7)	Semifinal (Fiesta)	Dec. 31, 2016
7	Alabama (7) vs. Clemson (0)	NCG (Arizona)	Jan. 11, 2016
9	Alabama (3) vs. Michigan (6)	Semifinal (Rose)	Jan. 1, 2024
10	Five times. Last by: Washington (7) vs. Michigan (3)	NCG (Houston)	Jan. 8, 2024

SCORING (CONTINUED)

MOST POINTS SCORED IN THIRD QTR, SEMIFINALS

NO.	TEAMS	GAME	DATE
44	TCU (20) vs. Michigan (22)	Fiesta	Dec. 31, 2022
34	Florida State (7) vs. Oregon (27)	Rose	Jan. 1, 2015
21	Michigan State (0) vs. Alabama (21)	Cotton	Dec. 31, 2015
21	Ohio State (14) vs. Alabama (7)	Sugar	Jan. 1, 2015
17	Alabama (14) vs. Clemson (3)	Sugar	Jan. 1, 2018

MOST POINTS SCORED IN THIRD QTR, NATIONAL CHAMPIONSHIP

NO.	TEAMS	GAME	DATE
17	Ohio State (7) vs. Alabama (10)	Miami	Jan. 11, 2021
17	Alabama (10) vs. Georgia (7)	Atlanta	Jan. 8, 2018
17	Clemson (7) vs. Alabama (10)	Tampa	Jan. 9, 2017
17	Alabama (7) vs. Clemson (10)	Arizona	Jan. 11, 2016
17	Ohio State (7) vs. Oregon (10)	North Texas	Jan. 12, 2015

MOST POINTS SCORED IN THIRD QTR, SINGLE-GAME

NO.	TEAMS	GAME	DATE
44	TCU (20) vs. Michigan (22)	Semifinal (Fiesta)	Dec. 31, 2022
34	Florida State (7) vs. Oregon (27)	Semifinal (Rose)	Jan. 1, 2015
21	Michigan State (0) vs. Alabama (21)	Semifinal (Cotton)	Dec. 31, 2015
21	Ohio State (14) vs. Alabama (7)	Semifinal (Sugar)	Jan. 1, 2015
17	Six times. Last by: Ohio State (7) vs. Alabama (10)	NCG (Miami)	Jan. 11, 2021

FEWEST POINTS SCORED IN THIRD QTR, SEMIFINALS

NO.	TEAMS	GAME	DATE
0	Alabama (0) vs. Michigan (0)	Rose	Jan. 1, 2024
0	Georgia (0) vs. Michigan (0)	Orange	Dec. 31, 2021
0	Washington (0) vs. Alabama (0)	Peach	Dec. 31, 2016
3	Cincinnati (3) vs. Alabama (0)	Cotton	Dec. 31, 2021
7	Four times. Last by: Notre Dame (0) vs. Alabama (7)	Rose	Jan. 1, 2021

FEWEST POINTS SCORED IN THIRD QTR, NATIONAL CHAMPIONSHIP

NO.	TEAMS	GAME	DATE
6	Washington (3) vs. Michigan (3)	Houston	Jan. 8, 2024
7	Georgia (7) vs. Alabama (0)	Indianapolis	Jan. 10, 2022
13	Clemson (13) vs. Alabama (0)	Bay Area	Jan. 7, 2019
14	TCU (0) vs. Georgia (14)	Los Angeles	Jan. 9, 2023
15	Clemson (8) vs. LSU (7)	New Orleans	Jan. 13, 2020

FEWEST POINTS SCORED IN THIRD QTR, SINGLE-GAME

NO.	TEAMS	GAME	DATE
0	Alabama (0) vs. Michigan (0)	Semifinal (Rose)	Jan. 1, 2024
0	Georgia (0) vs. Michigan (0)	Semifinal (Orange)	Dec. 31, 2021
0	Washington (0) vs. Alabama (0)	Semifinal (Peach)	Dec. 31, 2016
3	Cincinnati (3) vs. Alabama (0)	Semifinal (Cotton)	Dec. 31, 2021
6	Washington (3) vs. Michigan (3)	NCG (Houston)	Jan. 8, 2024

COLLEGE FOOTBALL PLAYOFF

COMBINED TEAM RECORDS

SCORING (CONTINUED)

MOST POINTS SCORED IN FOURTH QTR, SEMIFINALS

NO.	TEAMS	GAME	DATE
28	Oklahoma (14) vs. Alabama (14)	Orange	Dec. 29, 2018
28	Georgia (14) vs. Oklahoma (14)	Rose	Jan. 1, 2018
25	TCU (10) vs. Michigan (15)	Fiesta	Dec. 31, 2022
21	Ohio State (3) vs. Georgia (18)	Peach	Dec. 31, 2022
17	Alabama (10) vs. Michigan (7)	Rose	Jan. 1, 2024

MOST POINTS SCORED IN FOURTH QTR, NATIONAL CHAMPIONSHIP

NO.	TEAMS	GAME	DATE
40	Alabama (24) vs. Clemson (16)	Arizona	Jan. 11, 2016
29	Georgia (20) vs. Alabama (9)	Indianapolis	Jan. 10, 2022
28	Clemson (21) vs. Alabama (7)	Tampa	Jan. 9, 2017
14	Washington (0) vs. Michigan (14)	Houston	Jan. 8, 2024
14	Ohio State (14) vs. Oregon (0)	North Texas	Jan. 12, 2015

MOST POINTS SCORED IN FOURTH QTR, NATIONAL CHAMPIONSHIP

NO.	TEAMS	GAME	DATE
40	Alabama (24) vs. Clemson (16)	NCG (Arizona)	Jan. 11, 2016
29	Georgia (20) vs. Alabama (9)	NCG (Indianapolis)	Jan. 10, 2022
28	Oklahoma (14) vs. Alabama (14)	Semifinal (Orange)	Dec. 29, 2018
28	Georgia (14) vs. Oklahoma (14)	Semifinal (Rose)	Jan. 1, 2018
28	Clemson (21) vs. Alabama (7)	NCG (Tampa)	Jan. 9, 2017

FEWEST POINTS SCORED IN FOURTH QTR, SEMIFINALS

NO.	TEAMS	GAME	DATE
0	Notre Dame (0) vs. Clemson (0)	Cotton	Dec. 29, 2018
0	Alabama (0) vs. Clemson (0)	Sugar	Jan. 1, 2018
7	Washington (0) vs. Alabama (7)	Peach	Dec. 31, 2016
7	Ohio State (0) vs. Clemson (7)	Fiesta	Dec. 31, 2016
7	Oklahoma (0) vs. Clemson (7)	Orange	Dec. 31, 2015
7	Michigan State (0) vs. Alabama (7)	Cotton	Dec. 31, 2015

FEWEST POINTS SCORED IN FOURTH QTR, NATIONAL CHAMPIONSHIP

NO.	TEAMS	GAME	DATE
0	Clemson (0) vs. Alabama (0)	Bay Area	Jan. 7, 2019
7	Ohio State (0) vs. Alabama (7)	Miami	Jan. 11, 2021
7	Clemson (0) vs. LSU (7)	New Orleans	Jan. 13, 2020
10	Alabama (10) vs. Georgia (0)	Atlanta	Jan. 8, 2018
13	TCU (0) vs. Georgia (13)	Los Angeles	Jan. 9, 2023

FEWEST POINTS SCORED IN FOURTH QTR, SINGLE-GAME

NO.	TEAMS	GAME	DATE
0	Clemson (0) vs. Alabama (0)	NCG (Bay Area)	Jan. 7, 2019
0	Notre Dame (0) vs. Clemson (0)	Semifinal (Cotton)	Dec. 29, 2018
0	Alabama (0) vs. Clemson (0)	Semifinal (Sugar)	Jan. 1, 2018
7	Six times. Last by: Ohio State (0) vs. Alabama (7)	NCG (Miami)	Jan. 11, 2021

SCORING (CONTINUED)

MOST POINTS SCORED IN ANY QTR, SEMIFINALS

NO.	TEAMS	GAME	DATE
44	TCU (20) vs. Michigan (22) (3rd)	Fiesta	Dec. 31, 2022
38	Ohio State (21) vs. Georgia (17) (2nd)	Peach	Dec. 31, 2022
35	Oklahoma (7) vs. LSU (28) (2nd)	Peach	Dec. 28, 2019
34	Florida State (7) vs. Oregon (27) (3rd)	Rose	Jan. 1, 2015
28	Five times. Last by: Texas (14) vs. Washington (14) (2nd)	Sugar	Jan. 1, 2024

MOST POINTS SCORED IN ANY QTR, NATIONAL CHAMPIONSHIP

NO.	TEAMS	GAME	DATE
40	Alabama (24) vs. Clemson (16) (4th)	Arizona	Jan. 11, 2016
38	Ohio State (10) vs. Alabama (28) (2nd)	Miami	Jan. 11, 2021
31	Clemson (10) vs. LSU (21) (2nd)	New Orleans	Jan. 13, 2020
29	Georgia (20) vs. Alabama (9) (4th)	Indianapolis	Jan. 10, 2022
28	Clemson (21) vs. Alabama (7) (4th)	Tampa	Jan. 9, 2017

MOST POINTS SCORED IN ANY QTR, SINGLE-GAME

NO.	TEAMS	GAME	DATE
44	TCU (20) vs. Michigan (22) (3rd)	Semifinal (Fiesta)	Dec. 31, 2022
40	Alabama (24) vs. Clemson (16) (4th)	NCG (Arizona)	Jan. 11, 2016
38	Ohio State (21) vs. Georgia (17) (2nd)	Semifinal (Peach)	Dec. 31, 2022
38	Ohio State (10) vs. Alabama (28) (2nd)	NCG (Miami)	Jan. 11, 2021
35	Oklahoma (7) vs. LSU (28) (2nd)	Semifinal (Peach)	Dec. 28, 2019

FEWEST POINTS SCORED IN ANY QTR, SEMIFINALS

NO.	TEAMS	GAME	DATE
0	Alabama (0) vs. Michigan (0) (3rd)	Rose	Jan. 1, 2024
0	Georgia (0) vs. Michigan (0) (3rd)	Orange	Dec. 31, 2021
0	Notre Dame (0) vs. Clemson (0) (4th)	Cotton	Dec. 29, 2018
0	Alabama (0) vs. Clemson (0) (4th)	Sugar	Jan. 1, 2018
0	Washington (0) vs. Alabama (0) (3rd)	Peach	Dec. 31, 2016
0	Michigan State (0) vs. Alabama (0) (1st)	Cotton	Dec. 31, 2015

FEWEST POINTS SCORED IN ANY QTR, NATIONAL CHAMPIONSHIP

NO.	TEAMS	GAME	DATE
0	Clemson (0) vs. Alabama (0) (4th)	Bay Area	Jan. 7, 2019
0	Alabama (0) vs. Georgia (0) (1st)	Atlanta	Jan. 8, 2018
3	Georgia (0) vs. Alabama (3) (1st)	Indianapolis	Jan. 10, 2022
6	Washington (3) vs. Michigan (3) (3rd)	Houston	Jan. 8, 2024
7	Five times. Last by: Georgia (7) vs. Alabama (0) (3rd)	Indianapolis	Jan. 10, 2022

FEWEST POINTS SCORED IN ANY QTR, NATIONAL CHAMPIONSHIP

NO.	TEAMS	GAME	DATE
0	Eight times. Last by: Alabama (0) vs. Michigan (0) (3rd)	Semifinal (Rose)	Jan. 1, 2024

COLLEGE FOOTBALL PLAYOFF

COMBINED TEAM RECORDS

SCORING (CONTINUED)

MOST POINTS OFF TURNOVERS, SEMIFINALS

NO.	TEAMS	GAME	DATE
42	Ohio State (14) vs. Alabama (28)	Sugar	Jan. 1, 2015
34	Florida State (0) vs. Oregon (34)	Rose	Jan. 1, 2015
28	TCU (13) vs. Michigan (15)	Fiesta	Dec. 31, 2022
17	Alabama (14) vs. Clemson (3)	Sugar	Jan. 1, 2018
14	Georgia (7) vs. Oklahoma (7)	Rose	Jan. 1, 2018

MOST POINTS OFF TURNOVERS, NATIONAL CHAMPIONSHIP

NO.	TEAMS	GAME	DATE
17	TCU (0) vs. Georgia (17)	Los Angeles	Jan. 9, 2023
14	Clemson (14) vs. Alabama (0)	Bay Area	Jan. 7, 2019
10	Washington (0) vs. Michigan (10)	Houston	Jan. 8, 2024
10	Ohio State (0) vs. Oregon (10)	North Texas	Jan. 12, 2015
7	Georgia (7) vs. Alabama (0)	Indianapolis	Jan. 10, 2022
7	Ohio State (7) vs. Alabama (0)	Miami	Jan. 11, 2021
7	Alabama (7) vs. Clemson (0)	Arizona	Jan. 11, 2016

MOST POINTS OFF TURNOVERS, SINGLE-GAME

NO.	TEAMS	GAME	DATE
42	Ohio State (14) vs. Alabama (28)	Semifinal (Sugar)	Jan. 1, 2015
34	Florida State (0) vs. Oregon (34)	Semifinal (Rose)	Jan. 1, 2015
28	TCU (13) vs. Michigan (15)	Semifinal (Fiesta)	Dec. 31, 2022
17	TCU (0) vs. Georgia (17)	NCG (Los Angeles)	Jan. 9, 2023
17	Alabama (14) vs. Clemson (3)	Semifinal (Sugar)	Jan. 1, 2018

FEWEST POINTS OFF TURNOVERS, SEMIFINALS

NO.	TEAMS	GAME	DATE
0	Georgia (0) vs. Michigan (0)	Orange	Dec. 31, 2021
0	Cincinnati (0) vs. Alabama (0)	Cotton	Dec. 31, 2021
0	Clemson (0) vs. Ohio State (0)	Fiesta	Dec. 28, 2019
0	Oklahoma (0) vs. Alabama (0)	Orange	Dec. 29, 2018
0	Oklahoma (0) vs. Clemson (0)	Orange	Dec. 31, 2015
0	Michigan State (0) vs. Alabama (0)	Cotton	Dec. 31, 2015

FEWEST POINTS OFF TURNOVERS, NATIONAL CHAMPIONSHIP

NO.	TEAMS	GAME	DATE
0	Clemson (0) vs. LSU (0)	New Orleans	Jan. 13, 2020
3	Alabama (3) vs. Georgia (0)	Atlanta	Jan. 8, 2018
3	Clemson (0) vs. Alabama (3)	Tampa	Jan. 9, 2017
7	Georgia (7) vs. Alabama (0)	Indianapolis	Jan. 10, 2022
7	Ohio State (7) vs. Alabama (0)	Miami	Jan. 11, 2021
7	Alabama (7) vs. Clemson (0)	Arizona	Jan. 11, 2016

FEWEST POINTS OFF TURNOVERS, SINGLE-GAME

NO.	TEAMS	GAME	DATE
0	Seven times. Last by: Georgia (0) vs. Michigan (0)	Semifinal (Orange)	Dec. 31, 2021
	Cincinnati (0) vs. Alabama (0)	Semifinal (Cotton)	Dec. 31, 2021

FIRST DOWNS

MOST FIRST DOWNS, SEMIFINALS

NO.	TEAMS	GAME	DATE
58	Florida State (28) vs. Oregon (30)	Rose	Jan. 1, 2015
54	Oklahoma (26) vs. Alabama (28)	Orange	Dec. 29, 2018
54	Oklahoma (24) vs. Clemson (30)	Orange	Dec. 31, 2015
49	Ohio State (26) vs. Clemson (23)	Sugar	Jan. 1, 2021
49	Clemson (21) vs. Ohio State (28)	Fiesta	Dec. 28, 2019

MOST FIRST DOWNS, NATIONAL CHAMPIONSHIP

NO.	TEAMS	GAME	DATE
52	Ohio State (19) vs. Alabama (33)	Miami	Jan. 11, 2021
52	Clemson (23) vs. LSU (29)	New Orleans	Jan. 13, 2020
49	Alabama (18) vs. Clemson (31)	Arizona	Jan. 11, 2016
48	Ohio State (28) vs. Oregon (20)	North Texas	Jan. 12, 2015
47	Clemson (31) vs. Alabama (16)	Tampa	Jan. 9, 2017

MOST FIRST DOWNS, SINGLE-GAME

NO.	TEAMS	GAME	DATE
58	Florida State (28) vs. Oregon (30)	Semifinal (Rose)	Jan. 1, 2015
54	Oklahoma (26) vs. Alabama (28)	Semifinal (Orange)	Dec. 29, 2018
54	Oklahoma (24) vs. Clemson (30)	Semifinal (Orange)	Dec. 31, 2015
52	Ohio State (19) vs. Alabama (33)	NCG (Miami)	Jan. 11, 2021
52	Clemson (23) vs. LSU (29)	NCG (New Orleans)	Jan. 13, 2020

FEWEST FIRST DOWNS, SEMIFINALS

NO.	TEAMS	GAME	DATE
30	Alabama (16) vs. Clemson (14)	Sugar	Jan. 1, 2018
30	Washington (14) vs. Alabama (16)	Peach	Dec. 31, 2016
32	Alabama (17) vs. Michigan (15)	Rose	Jan. 1, 2024
33	Ohio State (9) vs. Clemson (24)	Fiesta	Dec. 31, 2016
37	Georgia (21) vs. Michigan (16)	Orange	Dec. 31, 2021
37	Michigan State (16) vs. Alabama (21)	Cotton	Dec. 31, 2015

FEWEST FIRST DOWNS, NATIONAL CHAMPIONSHIP

NO.	TEAMS	GAME	DATE
33	Washington (17) vs. Michigan (16)	Houston	Jan. 8, 2024
41	TCU (9) vs. Georgia (32)	Los Angeles	Jan. 9, 2023
42	Georgia (20) vs. Alabama (22)	Indianapolis	Jan. 10, 2022
42	Alabama (20) vs. Georgia (22)	Atlanta	Jan. 8, 2018
44	Clemson (21) vs. Alabama (23)	Bay Area	Jan. 7, 2019

FEWEST FIRST DOWNS, SINGLE-GAME

NO.	TEAMS	GAME	DATE
30	Alabama (16) vs. Clemson (14)	Semifinal (Sugar)	Jan. 1, 2018
30	Washington (14) vs. Alabama (16)	Semifinal (Peach)	Dec. 31, 2016
32	Alabama (17) vs. Michigan (15)	Semifinal (Rose)	Jan. 1, 2024
33	Washington (17) vs. Michigan (16)	NCG (Houston)	Jan. 8, 2024
33	Ohio State (9) vs. Clemson (24)	Semifinal (Fiesta)	Dec. 31, 2016

COLLEGE FOOTBALL PLAYOFF

COMBINED TEAM RECORDS

FIRST DOWNS (CONTINUED)

MOST FIRST DOWNS RUSHING, SEMIFINALS

NO.	TEAMS	GAME	DATE
27	Florida State (10) vs. Oregon (17)	Rose	Jan. 1, 2015
24	Ohio State (12) vs. Alabama (12)	Sugar	Jan. 1, 2015
23	Oklahoma (6) vs. Clemson (17)	Orange	Dec. 31, 2015
22	Cincinnati (6) vs. Alabama (16)	Cotton	Dec. 31, 2021
21	Oklahoma (9) vs. Alabama (12)	Orange	Dec. 29, 2018

MOST FIRST DOWNS RUSHING, NATIONAL CHAMPIONSHIP

NO.	TEAMS	GAME	DATE
25	Ohio State (18) vs. Oregon (7)	North Texas	Jan. 12, 2015
19	TCU (4) vs. Georgia (15)	Los Angeles	Jan. 9, 2023
19	Clemson (7) vs. Alabama (12)	Bay Area	Jan. 7, 2019
18	Alabama (10) vs. Georgia (8)	Atlanta	Jan. 8, 2018
18	Clemson (8) vs. Alabama (10)	Tampa	Jan. 9, 2017

MOST FIRST DOWNS RUSHING, SINGLE-GAME

NO.	TEAMS	GAME	DATE
27	Florida State (10) vs. Oregon (17)	Semifinal (Rose)	Jan. 1, 2015
25	Ohio State (18) vs. Oregon (7)	NCG (North Texas)	Jan. 12, 2015
24	Ohio State (12) vs. Alabama (12)	Semifinal (Sugar)	Jan. 1, 2015
23	Oklahoma (6) vs. Clemson (17)	Semifinal (Orange)	Dec. 31, 2015
22	Cincinnati (6) vs. Alabama (16)	Semifinal (Cotton)	Dec. 31, 2021

FEWEST FIRST DOWNS RUSHING, SEMIFINALS

NO.	TEAMS	GAME	DATE
9	Michigan State (2) vs. Alabama (7)	Cotton	Dec. 31, 2015
12	Ohio State (5) vs. Georgia (7)	Peach	Dec. 31, 2022
14	Texas (8) vs. Washington (6)	Sugar	Jan. 1, 2024
14	Ohio State (10) vs. Clemson (4)	Sugar	Jan. 1, 2021
15	Oklahoma (5) vs. LSU (10)	Peach	Dec. 28, 2019
15	Alabama (9) vs. Clemson (6)	Sugar	Jan. 1, 2018
15	Ohio State (3) vs. Clemson (12)	Fiesta	Dec. 31, 2016

FEWEST FIRST DOWNS RUSHING, NATIONAL CHAMPIONSHIP

NO.	TEAMS	GAME	DATE
12	Washington (2) vs. Michigan (10)	Houston	Jan. 8, 2024
12	Georgia (7) vs. Alabama (5)	Indianapolis	Jan. 10, 2022
15	Ohio State (5) vs. Alabama (10)	Miami	Jan. 11, 2021
15	Alabama (6) vs. Clemson (9)	Arizona	Jan. 11, 2016
16	Clemson (6) vs. LSU (10)	New Orleans	Jan. 13, 2020

FEWEST FIRST DOWNS RUSHING, SINGLE-GAME

NO.	TEAMS	GAME	DATE
9	Michigan State (2) vs. Alabama (7)	Semifinal (Cotton)	Dec. 31, 2015
12	Washington (2) vs. Michigan (10)	NCG (Houston)	Jan. 8, 2024
12	Georgia (7) vs. Alabama (5)	NCG (Indianapolis)	Jan. 10, 2022
12	Ohio State (5) vs. Georgia (7)	Semifinal (Peach)	Dec. 31, 2022
14	Texas (8) vs. Washington (6)	Semifinal (Sugar)	Jan. 1, 2024
14	Ohio State (10) vs. Clemson (4)	Semifinal (Sugar)	Jan. 1, 2021

FIRST DOWNS (CONTINUED)

MOST FIRST DOWNS PASSING, SEMIFINALS

NO.	TEAMS	GAME	DATE
32	Ohio State (17) vs. Georgia (15)	Peach	Dec. 31, 2022
32	Ohio State (15) vs. Clemson (17)	Sugar	Jan. 1, 2021
31	Oklahoma (15) vs. Alabama (16)	Orange	Dec. 29, 2018
30	Texas (13) vs. Washington (17)	Sugar	Jan. 1, 2024
29	Oklahoma (9) vs. LSU (20)	Peach	Dec. 28, 2019
29	Florida State (17) vs. Oregon (12)	Rose	Jan. 1, 2015

MOST FIRST DOWNS PASSING, NATIONAL CHAMPIONSHIP

NO.	TEAMS	GAME	DATE
33	Ohio State (11) vs. Alabama (22)	Miami	Jan. 11, 2021
31	Alabama (11) vs. Clemson (20)	Arizona	Jan. 11, 2016
28	Clemson (11) vs. LSU (17)	New Orleans	Jan. 13, 2020
25	Georgia (10) vs. Alabama (15)	Indianapolis	Jan. 10, 2022
24	Clemson (19) vs. Alabama (5)	Tampa	Jan. 9, 2017

MOST FIRST DOWNS PASSING, SINGLE-GAME

NO.	TEAMS	GAME	DATE
33	Ohio State (11) vs. Alabama (22)	NCG (Miami)	Jan. 11, 2021
32	Ohio State (17) vs. Georgia (15)	Semifinal (Peach)	Dec. 31, 2022
32	Ohio State (15) vs. Clemson (17)	Semifinal (Sugar)	Jan. 1, 2021
31	Oklahoma (15) vs. Alabama (16)	Semifinal (Orange)	Dec. 29, 2018
31	Alabama (11) vs. Clemson (20)	NCG (Arizona)	Jan. 11, 2016

FEWEST FIRST DOWNS PASSING, SEMIFINALS

NO.	TEAMS	GAME	DATE
11	Washington (8) vs. Alabama (3)	Peach	Dec. 31, 2016
13	Alabama (5) vs. Clemson (8)	Sugar	Jan. 1, 2018
14	Alabama (4) vs. Michigan (10)	Rose	Jan. 1, 2024
16	Ohio State (4) vs. Clemson (12)	Fiesta	Dec. 31, 2016
17	Cincinnati (7) vs. Alabama (10)	Cotton	Dec. 31, 2021

FEWEST FIRST DOWNS PASSING, NATIONAL CHAMPIONSHIP

NO.	TEAMS	GAME	DATE
19	Washington (13) vs. Michigan (6)	Houston	Jan. 8, 2024
19	Alabama (8) vs. Georgia (11)	Atlanta	Jan. 8, 2018
20	TCU (4) vs. Georgia (16)	Los Angeles	Jan. 9, 2023
21	Ohio State (8) vs. Oregon (13)	North Texas	Jan. 12, 2015
23	Clemson (12) vs. Alabama (11)	Bay Area	Jan. 7, 2019

FEWEST FIRST DOWNS PASSING, SINGLE-GAME

NO.	TEAMS	GAME	DATE
11	Washington (8) vs. Alabama (3)	Semifinal (Peach)	Dec. 31, 2016
13	Alabama (5) vs. Clemson (8)	Semifinal (Sugar)	Jan. 1, 2018
14	Alabama (4) vs. Michigan (10)	Semifinal (Rose)	Jan. 1, 2024
16	Ohio State (4) vs. Clemson (12)	Semifinal (Fiesta)	Dec. 31, 2016
17	Cincinnati (7) vs. Alabama (10)	Semifinal (Cotton)	Dec. 31, 2021

COLLEGE FOOTBALL PLAYOFF

COMBINED TEAM RECORDS

FIRST DOWNS (CONTINUED)

MOST FIRST DOWNS BY PENALTY, SEMIFINALS

NO.	TEAMS	GAME	DATE
7	Clemson (4) vs. Ohio State (3)	Fiesta	Dec. 28, 2019
5	TCU (0) vs. Michigan (5)	Fiesta	Dec. 31, 2022
5	Oklahoma (2) vs. Clemson (3)	Orange	Dec. 31, 2015
5	Michigan State (3) vs. Alabama (2)	Cotton	Dec. 31, 2015
4	Texas (2) vs. Washington (2)	Sugar	Jan. 1, 2024
4	Notre Dame (3) vs. Alabama (1)	Rose	Jan. 1, 2021
4	Notre Dame (2) vs. Clemson (2)	Cotton	Dec. 29, 2018

MOST FIRST DOWNS BY PENALTY, NATIONAL CHAMPIONSHIP

NO.	TEAMS	GAME	DATE
8	Clemson (6) vs. LSU (2)	New Orleans	Jan. 13, 2020
5	Georgia (3) vs. Alabama (2)	Indianapolis	Jan. 10, 2022
5	Alabama (2) vs. Georgia (3)	Atlanta	Jan. 8, 2018
5	Clemson (4) vs. Alabama (1)	Tampa	Jan. 9, 2017
4	Ohio State (3) vs. Alabama (1)	Miami	Jan. 11, 2021

MOST FIRST DOWNS BY PENALTY, SINGLE-GAME

NO.	TEAMS	GAME	DATE
8	Clemson (6) vs. LSU (2)	NCG (New Orleans)	Jan. 13, 2020
7	Clemson (4) vs. Ohio State (3)	Semifinal (Fiesta)	Dec. 28, 2019
5	Six times. Last by: Georgia (3) vs. Alabama (2)	NCG (Indianapolis)	Jan. 10, 2022

FEWEST FIRST DOWNS BY PENALTY, SEMIFINALS

NO.	TEAMS	GAME	DATE
0	Alabama (0) vs. Michigan (0)	Rose	Jan. 1, 2024
0	Washington (0) vs. Alabama (0)	Peach	Dec. 31, 2016
1	Georgia (0) vs. Michigan (1)	Orange	Dec. 31, 2021
1	Cincinnati (0) vs. Alabama (1)	Cotton	Dec. 31, 2021
2	Six times. Last by: Ohio State (2) vs. Georgia (0)	Peach	Dec. 31, 2022

FEWEST FIRST DOWNS BY PENALTY, NATIONAL CHAMPIONSHIP

NO.	TEAMS	GAME	DATE
2	Washington (2) vs. Michigan (0)	Houston	Jan. 8, 2024
2	TCU (1) vs. Georgia (1)	Los Angeles	Jan. 9, 2023
2	Clemson (2) vs. Alabama (0)	Bay Area	Jan. 7, 2019
2	Ohio State (2) vs. Oregon (0)	North Texas	Jan. 12, 2015
3	Alabama (1) vs. Clemson (2)	Arizona	Jan. 11, 2016

FEWEST FIRST DOWNS BY PENALTY, SINGLE-GAME

NO.	TEAMS	GAME	DATE
0	Alabama (0) vs. Michigan (0)	Semifinal (Rose)	Jan. 1, 2024
0	Washington (0) vs. Alabama (0)	Semifinal (Peach)	Dec. 31, 2016
1	Georgia (0) vs. Michigan (1)	Semifinal (Orange)	Dec. 31, 2021
1	Cincinnati (0) vs. Alabama (1)	Semifinal (Cotton)	Dec. 31, 2021
2	10 times. Last by: Washington (2) vs. Michigan (0)	NCG (Houston)	Jan. 8, 2024

THIRD DOWNS

MOST THIRD DOWN ATTEMPTS, SEMIFINALS

NO.	TEAMS	GAME	DATE
36	Alabama (17) vs. Clemson (19)	Sugar	Jan. 1, 2018
35	Notre Dame (17) vs. Clemson (18)	Cotton	Dec. 29, 2018
32	Clemson (14) vs. Ohio State (18)	Fiesta	Dec. 28, 2019
32	Oklahoma (13) vs. Clemson (19)	Orange	Dec. 31, 2015
31	Four times. Last by: Georgia (16) vs. Michigan (15)	Orange	Dec. 31, 2021

MOST THIRD DOWN ATTEMPTS, NATIONAL CHAMPIONSHIP

NO.	TEAMS	GAME	DATE
33	Alabama (14) vs. Georgia (19)	Atlanta	Jan. 8, 2018
33	Clemson (18) vs. Alabama (15)	Tampa	Jan. 9, 2017
32	Georgia (12) vs. Alabama (20)	Indianapolis	Jan. 10, 2022
32	Alabama (18) vs. Clemson (14)	Arizona	Jan. 11, 2016
28	Clemson (15) vs. Alabama (13)	Bay Area	Jan. 7, 2019

MOST THIRD DOWN ATTEMPTS, SINGLE-GAME

NO.	TEAMS	GAME	DATE
36	Alabama (17) vs. Clemson (19)	Semifinal (Sugar)	Jan. 1, 2018
35	Notre Dame (17) vs. Clemson (18)	Semifinal (Cotton)	Dec. 29, 2018
33	Alabama (14) vs. Georgia (19)	NCG (Atlanta)	Jan. 8, 2018
33	Clemson (18) vs. Alabama (15)	NCG (Tampa)	Jan. 9, 2017
32	Four times. Last by: Georgia (12) vs. Alabama (20)	NCG (Indianapolis)	Jan. 10, 2022

FEWEST THIRD DOWN ATTEMPTS, SEMIFINALS

NO.	TEAMS	GAME	DATE
22	Texas (11) vs. Washington (11)	Sugar	Jan. 1, 2024
22	Ohio State (12) vs. Georgia (10)	Peach	Dec. 31, 2022
23	Oklahoma (13) vs. Alabama (10)	Orange	Dec. 29, 2018
24	Alabama (13) vs. Michigan (11)	Rose	Jan. 1, 2024
24	Ohio State (12) vs. Clemson (12)	Sugar	Jan. 1, 2021
24	Oklahoma (13) vs. LSU (11)	Peach	Dec. 28, 2019

FEWEST THIRD DOWN ATTEMPTS, NATIONAL CHAMPIONSHIP

NO.	TEAMS	GAME	DATE
24	Washington (14) vs. Michigan (10)	Houston	Jan. 8, 2024
24	TCU (11) vs. Georgia (13)	Los Angeles	Jan. 9, 2023
25	Ohio State (14) vs. Alabama (11)	Miami	Jan. 11, 2021
25	Clemson (11) vs. LSU (14)	New Orleans	Jan. 13, 2020
27	Ohio State (15) vs. Oregon (12)	North Texas	Jan. 12, 2015

FEWEST THIRD DOWN ATTEMPTS, SINGLE-GAME

NO.	TEAMS	GAME	DATE
22	Texas (11) vs. Washington (11)	Semifinal (Sugar)	Jan. 1, 2024
22	Ohio State (12) vs. Georgia (10)	Semifinal (Peach)	Dec. 31, 2022
23	Oklahoma (13) vs. Alabama (10)	Semifinal (Orange)	Dec. 29, 2018
24	Five times. Last by: Washington (14) vs. Michigan (10)	NCG (Houston)	Jan. 8, 2024

COLLEGE FOOTBALL PLAYOFF

COMBINED TEAM RECORDS

THIRD DOWNS (CONTINUED)

MOST THIRD DOWN CONVERSIONS, SEMIFINALS

NO.	TEAMS	GAME	DATE
18	Georgia (10) vs. Michigan (8)	Orange	Dec. 31, 2021
16	Alabama (8) vs. Clemson (8)	Sugar	Jan. 1, 2018
14	Notre Dame (8) vs. Alabama (6)	Rose	Jan. 1, 2021
14	Notre Dame (5) vs. Clemson (9)	Cotton	Dec. 29, 2018
14	Oklahoma (5) vs. Clemson (9)	Orange	Dec. 31, 2015

MOST THIRD DOWN CONVERSIONS, NATIONAL CHAMPIONSHIP

NO.	TEAMS	GAME	DATE
20	Ohio State (8) vs. Oregon (12)	North Texas	Jan. 12, 2015
15	Alabama (9) vs. Clemson (6)	Arizona	Jan. 11, 2016
14	Clemson (10) vs. Alabama (4)	Bay Area	Jan. 7, 2019
13	Georgia (4) vs. Alabama (9)	Indianapolis	Jan. 10, 2022
12	Ohio State (6) vs. Alabama (6)	Miami	Jan. 11, 2021

MOST THIRD DOWN CONVERSIONS, SINGLE-GAME

NO.	TEAMS	GAME	DATE
20	Ohio State (8) vs. Oregon (12)	NCG (North Texas)	Jan. 12, 2015
18	Georgia (10) vs. Michigan (8)	Semifinal (Orange)	Dec. 31, 2021
16	Alabama (8) vs. Clemson (8)	Semifinal (Sugar)	Jan. 1, 2018
15	Alabama (9) vs. Clemson (6)	NCG (Arizona)	Jan. 11, 2016
14	Four times. Last by: Notre Dame (8) vs. Alabama (6)	Semifinal (Rose)	Jan. 1, 2021

FEWEST THIRD DOWN CONVERSIONS, SEMIFINALS

NO.	TEAMS	GAME	DATE
5	Alabama (3) vs. Michigan (2)	Rose	Jan. 1, 2024
6	Ohio State (4) vs. Georgia (2)	Peach	Dec. 31, 2022
7	Texas (4) vs. Washington (3)	Sugar	Jan. 1, 2024
7	Cincinnati (2) vs. Alabama (5)	Cotton	Dec. 31, 2021
8	Michigan State (4) vs. Alabama (4)	Cotton	Dec. 31, 2015

FEWEST THIRD DOWN CONVERSIONS, NATIONAL CHAMPIONSHIP

NO.	TEAMS	GAME	DATE
3	Washington (2) vs. Michigan (1)	Houston	Jan. 8, 2024
5	Clemson (1) vs. LSU (4)	New Orleans	Jan. 13, 2020
9	Clemson (7) vs. Alabama (2)	Tampa	Jan. 9, 2017
11	TCU (2) vs. Georgia (9)	Los Angeles	Jan. 9, 2023
11	Alabama (3) vs. Georgia (8)	Atlanta	Jan. 8, 2018

FEWEST THIRD DOWN CONVERSIONS, SINGLE-GAME

NO.	TEAMS	GAME	DATE
3	Washington (2) vs. Michigan (1)	NCG (Houston)	Jan. 8, 2024
5	Alabama (3) vs. Michigan (2)	Semifinal (Rose)	Jan. 1, 2024
5	Clemson (1) vs. LSU (4)	NCG (New Orleans)	Jan. 13, 2020
6	Ohio State (4) vs. Georgia (2)	Semifinal (Peach)	Dec. 31, 2022
7	Texas (4) vs. Washington (3)	Semifinal (Sugar)	Jan. 1, 2024
7	Cincinnati (2) vs. Alabama (5)	Semifinal (Cotton)	Dec. 31, 2021

FOURTH DOWNS

MOST FOURTH DOWN ATTEMPTS, SEMIFINALS

NO.	TEAMS	GAME	DATE
5	Oklahoma (3) vs. LSU (2)	Peach	Dec. 28, 2019
4	Georgia (1) vs. Michigan (3)	Orange	Dec. 31, 2021
4	Cincinnati (3) vs. Alabama (1)	Cotton	Dec. 31, 2021
4	Michigan State (3) vs. Alabama (1)	Cotton	Dec. 31, 2015
4	Florida State (2) vs. Oregon (2)	Rose	Jan. 1, 2015

MOST FOURTH DOWN ATTEMPTS, NATIONAL CHAMPIONSHIP

NO.	TEAMS	GAME	DATE
6	Washington (5) vs. Michigan (1)	Houston	Jan. 8, 2024
4	Clemson (1) vs. Alabama (3)	Bay Area	Jan. 7, 2019
3	TCU (2) vs. Georgia (1)	Los Angeles	Jan. 9, 2023
3	Ohio State (3) vs. Oregon (0)	North Texas	Jan. 12, 2015
2	Ohio State (0) vs. Alabama (2)	Miami	Jan. 11, 2021

MOST FOURTH DOWN ATTEMPTS, SINGLE-GAME

NO.	TEAMS	GAME	DATE
6	Washington (5) vs. Michigan (1)	NCG (Houston)	Jan. 8, 2024
5	Oklahoma (3) vs. LSU (2)	Semifinal (Peach)	Dec. 28, 2019
4	Five times. Last by: Georgia (1) vs. Michigan (3)	Semifinal (Orange)	Dec. 31, 2021
	Cincinnati (3) vs. Alabama (1)	Semifinal (Cotton)	Dec. 31, 2021

FEWEST FOURTH DOWN ATTEMPTS, SEMIFINALS

NO.	TEAMS	GAME	DATE
0	Georgia (0) vs. Oklahoma (0)	Rose	Jan. 1, 2018
1	Ohio State (0) vs. Georgia (1)	Peach	Dec. 31, 2022
1	Clemson (0) vs. Ohio State (1)	Fiesta	Dec. 28, 2019
1	Washington (0) vs. Alabama (1)	Peach	Dec. 31, 2016
2	TCU (0) vs. Michigan (2)	Fiesta	Dec. 31, 2022
2	Ohio State (0) vs. Clemson (2)	Sugar	Jan. 1, 2021
2	Ohio State (0) vs. Alabama (2)	Sugar	Jan. 1, 2015

FEWEST FOURTH DOWN ATTEMPTS, NATIONAL CHAMPIONSHIP

NO.	TEAMS	GAME	DATE
0	Georgia (0) vs. Alabama (0)	Indianapolis	Jan. 10, 2022
0	Alabama (0) vs. Clemson (0)	Arizona	Jan. 11, 2016
1	Clemson (0) vs. LSU (1)	New Orleans	Jan. 13, 2020
1	Alabama (1) vs. Georgia (0)	Atlanta	Jan. 8, 2018
1	Clemson (0) vs. Alabama (1)	Tampa	Jan. 9, 2017

FEWEST FOURTH DOWN ATTEMPTS, SINGLE-GAME

NO.	TEAMS	GAME	DATE
0	Georgia (0) vs. Alabama (0)	NCG (Indianapolis)	Jan. 10, 2022
0	Georgia (0) vs. Oklahoma (0)	Semifinal (Rose)	Jan. 1, 2018
0	Alabama (0) vs. Clemson (0)	NCG (Arizona)	Jan. 11, 2016
1	Six times. Last by: Ohio State (0) vs. Georgia (1)	Semifinal (Peach)	Dec. 31, 2022

COLLEGE FOOTBALL PLAYOFF

COMBINED TEAM RECORDS

FOURTH DOWNS (CONTINUED)

MOST FOURTH DOWN CONVERSIONS, SEMIFINALS

NO.	TEAMS	GAME	DATE
4	Oklahoma (2) vs. LSU (2)	Peach	Dec. 28, 2019
2	Seven times. Last by: Alabama (0) vs. Michigan (2)	Rose	Jan. 1, 2024

MOST FOURTH DOWN CONVERSIONS, NATIONAL CHAMPIONSHIP

NO.	TEAMS	GAME	DATE
7	Clemson (1) vs. Alabama (6)	Bay Area	Jan. 7, 2019
5	Ohio State (3) vs. Oregon (2)	North Texas	Jan. 12, 2015
4	Ohio State (2) vs. Alabama (2)	Miami	Jan. 11, 2021
2	Washington (2) vs. Michigan (0)	Houston	Jan. 8, 2024
2	Clemson (1) vs. Alabama (1)	Tampa	Jan. 9, 2017

MOST FOURTH DOWN CONVERSIONS, NATIONAL CHAMPIONSHIP

NO.	TEAMS	GAME	DATE
7	Clemson (1) vs. Alabama (6)	NCG (Bay Area)	Jan. 7, 2019
5	Ohio State (3) vs. Oregon (2)	NCG (North Texas)	Jan. 12, 2015
4	Ohio State (2) vs. Alabama (2)	NCG (Miami)	Jan. 11, 2021
4	Oklahoma (2) vs. LSU (2)	Semifinal (Peach)	Dec. 28, 2019
2	Nine times. Last by: Washington (2) vs. Michigan (0)	NCG (Houston)	Jan. 8, 2024

FEWEST FOURTH DOWN CONVERSIONS, SEMIFINALS

NO.	TEAMS	GAME	DATE
0	TCU (0) vs. Michigan (0)	Fiesta	Dec. 31, 2022
0	Ohio State (0) vs. Clemson (0)	Sugar	Jan. 1, 2021
0	Georgia (0) vs. Oklahoma (0)	Rose	Jan. 1, 2018
0	Washington (0) vs. Alabama (0)	Peach	Dec. 31, 2016
0	Ohio State (0) vs. Clemson (0)	Fiesta	Dec. 31, 2016

FEWEST FOURTH DOWN CONVERSIONS, NATIONAL CHAMPIONSHIP

NO.	TEAMS	GAME	DATE
0	Alabama (0) vs. Clemson (0)	Arizona	Jan. 11, 2016
1	TCU (0) vs. Georgia (1)	Los Angeles	Jan. 9, 2023
1	Georgia (0) vs. Alabama (1)	Indianapolis	Jan. 10, 2022
1	Clemson (0) vs. LSU (1)	New Orleans	Jan. 13, 2020
1	Alabama (1) vs. Georgia (0)	Atlanta	Jan. 8, 2018

FEWEST FOURTH DOWN CONVERSIONS, SEMIFINALS

NO.	TEAMS	GAME	DATE
0	TCU (0) vs. Michigan (0)	Semifinal (Fiesta)	Dec. 31, 2022
0	Ohio State (0) vs. Clemson (0)	Semifinal (Sugar)	Jan. 1, 2021
0	Georgia (0) vs. Oklahoma (0)	Semifinal (Rose)	Jan. 1, 2018
0	Washington (0) vs. Alabama (0)	Semifinal (Peach)	Dec. 31, 2016
0	Ohio State (0) vs. Clemson (0)	Semifinal (Fiesta)	Dec. 31, 2016
0	Alabama (0) vs. Clemson (0)	NCG (Arizona)	Jan. 11, 2016

PUNTING

MOST PUNTS, SEMIFINALS

NO.	TEAMS	GAME	DATE
17	Washington (9) vs. Alabama (8)	Peach	Dec. 31, 2016
15	Michigan State (9) vs. Alabama (6)	Cotton	Dec. 31, 2015
13	Six times. Last by: Alabama (7) vs. Michigan (6)	Rose	Jan. 1, 2024

MOST PUNTS, NATIONAL CHAMPIONSHIP

NO.	TEAMS	GAME	DATE
20	Clemson (9) vs. Alabama (11)	Tampa	Jan. 9, 2017
16	Clemson (9) vs. LSU (7)	New Orleans	Jan. 13, 2020
13	Alabama (6) vs. Georgia (7)	Atlanta	Jan. 8, 2018
13	Alabama (7) vs. Clemson (6)	Arizona	Jan. 11, 2016
10	Washington (5) vs. Michigan (5)	Houston	Jan. 8, 2024

MOST PUNTS, SINGLE-GAME

NO.	TEAMS	GAME	DATE
20	Clemson (9) vs. Alabama (11)	NCG (Tampa)	Jan. 9, 2017
17	Washington (9) vs. Alabama (8)	Semifinal (Peach)	Dec. 31, 2016
15	Michigan State (9) vs. Alabama (6)	Semifinal (Cotton)	Dec. 31, 2015
16	Clemson (9) vs. LSU (7)	NCG (New Orleans)	Jan. 13, 2020
13	Eight times. Last by: Alabama (7) vs. Michigan (6)	Semifinal (Rose)	Jan. 1, 2024

FEWEST PUNTS, SEMIFINALS

NO.	TEAMS	GAME	DATE
4	Georgia (2) vs. Michigan (2)	Orange	Dec. 31, 2021
4	Oklahoma (2) vs. Alabama (2)	Orange	Dec. 29, 2018
6	Oklahoma (5) vs. LSU (1)	Peach	Dec. 28, 2019
6	Florida State (4) vs. Oregon (2)	Rose	Jan. 1, 2015
7	Ohio State (5) vs. Georgia (2)	Peach	Dec. 31, 2022
7	Notre Dame (4) vs. Alabama (3)	Rose	Jan. 1, 2021

FEWEST PUNTS, NATIONAL CHAMPIONSHIP

NO.	TEAMS	GAME	DATE
5	Clemson (3) vs. Alabama (2)	Bay Area	Jan. 7, 2019
6	TCU (5) vs. Georgia (1)	Los Angeles	Jan. 9, 2023
7	Ohio State (5) vs. Alabama (2)	Miami	Jan. 11, 2021
9	Georgia (5) vs. Alabama (4)	Indianapolis	Jan. 10, 2022
9	Ohio State (3) vs. Oregon (6)	North Texas	Jan. 12, 2015

FEWEST PUNTS, SINGLE-GAME

NO.	TEAMS	GAME	DATE
4	Georgia (2) vs. Michigan (2)	Semifinal (Orange)	Dec. 31, 2021
4	Oklahoma (2) vs. Alabama (2)	Semifinal (Orange)	Dec. 29, 2018
5	Clemson (3) vs. Alabama (2)	NCG (Bay Area)	Jan. 7, 2019
6	TCU (5) vs. Georgia (1)	NCG (Los Angeles)	Jan. 9, 2023
6	Oklahoma (5) vs. LSU (1)	Semifinal (Peach)	Dec. 28, 2019
6	Florida State (4) vs. Oregon (2)	Semifinal (Rose)	Jan. 1, 2015

COLLEGE FOOTBALL PLAYOFF

COMBINED TEAM RECORDS

PUNTING (CONTINUED)

MOST PUNTING YARDS, SEMIFINALS

NO.	TEAMS	GAME	DATE
790	Washington (423) vs. Alabama (367)	Peach	Dec. 31, 2016
690	Michigan State (411) vs. Alabama (279)	Cotton	Dec. 31, 2015
664	Ohio State (279) vs. Alabama (385)	Sugar	Jan. 1, 2015
589	Alabama (352) vs. Michigan (237)	Rose	Jan. 1, 2024
586	Clemson (314) vs. Ohio State (272)	Fiesta	Dec. 28, 2019

MOST PUNTING YARDS, NATIONAL CHAMPIONSHIP

NO.	TEAMS	GAME	DATE
828	Clemson (345) vs. Alabama (483)	Tampa	Jan. 9, 2017
667	Clemson (355) vs. LSU (312)	New Orleans	Jan. 13, 2020
580	Alabama (285) vs. Georgia (295)	Atlanta	Jan. 8, 2018
562	Alabama (297) vs. Clemson (265)	Arizona	Jan. 11, 2016
473	Washington (239) vs. Michigan (234)	Houston	Jan. 8, 2024

MOST PUNTING YARDS, SINGLE-GAME

NO.	TEAMS	GAME	DATE
828	Clemson (345) vs. Alabama (483)	NCG (Tampa)	Jan. 9, 2017
790	Washington (423) vs. Alabama (367)	Semifinal (Peach)	Dec. 31, 2016
690	Michigan State (411) vs. Alabama (279)	Semifinal (Cotton)	Dec. 31, 2015
667	Clemson (355) vs. LSU (312)	NCG (New Orleans)	Jan. 13, 2020
664	Ohio State (279) vs. Alabama (385)	Semifinal (Sugar)	Jan. 1, 2015

FEWEST PUNTING YARDS, SEMIFINALS

NO.	TEAMS	GAME	DATE
75	Cincinnati (39) vs. Alabama (36)	Cotton	Dec. 31, 2021
131	Oklahoma (75) vs. Alabama (56)	Orange	Dec. 29, 2018
180	Georgia (91) vs. Michigan (89)	Orange	Dec. 31, 2021
211	Florida State (134) vs. Oregon (77)	Rose	Jan. 1, 2015
253	Oklahoma (219) vs. LSU (34)	Peach	Dec. 28, 2019

FEWEST PUNTING YARDS, NATIONAL CHAMPIONSHIP

NO.	TEAMS	GAME	DATE
233	TCU (185) vs. Georgia (48)	Los Angeles	Jan. 9, 2023
233	Clemson (133) vs. Alabama (100)	Bay Area	Jan. 7, 2019
290	Ohio State (214) vs. Alabama (76)	Miami	Jan. 11, 2021
366	Ohio State (126) vs. Oregon (240)	North Texas	Jan. 12, 2015
371	Georgia (223) vs. Alabama (148)	Indianapolis	Jan. 10, 2022

FEWEST PUNTING YARDS, SEMIFINALS

NO.	TEAMS	GAME	DATE
75	Cincinnati (39) vs. Alabama (36)	Semifinal (Cotton)	Dec. 31, 2021
131	Oklahoma (75) vs. Alabama (56)	Semifinal (Orange)	Dec. 29, 2018
180	Georgia (91) vs. Michigan (89)	Semifinal (Orange)	Dec. 31, 2021
211	Florida State (134) vs. Oregon (77)	Semifinal (Rose)	Jan. 1, 2015
233	TCU (185) vs. Georgia (48)	NCG (Los Angeles)	Jan. 9, 2023
233	Clemson (133) vs. Alabama (100)	NCG (Bay Area)	Jan. 7, 2019

RETURNS

MOST PUNT RETURNS, SEMIFINALS

NO.	TEAMS	GAME	DATE
8	Michigan State (3) vs. Alabama (5)	Cotton	Dec. 31, 2015
5	Cincinnati (1) vs. Alabama (4)	Cotton	Dec. 31, 2021
5	Clemson (3) vs. Ohio State (2)	Fiesta	Dec. 28, 2019
4	Alabama (1) vs. Michigan (3)	Rose	Jan. 1, 2024
4	Ohio State (2) vs. Alabama (2)	Sugar	Jan. 1, 2015

MOST PUNT RETURNS, NATIONAL CHAMPIONSHIP

NO.	TEAMS	GAME	DATE
7	Alabama (5) vs. Georgia (2)	Atlanta	Jan. 8, 2018
4	Clemson (2) vs. LSU (2)	New Orleans	Jan. 13, 2020
3	Ohio State (1) vs. Alabama (2)	Miami	Jan. 11, 2021
3	Alabama (1) vs. Clemson (2)	Arizona	Jan. 11, 2016
3	Ohio State (3) vs. Oregon (0)	North Texas	Jan. 12, 2015

MOST PUNT RETURNS, SINGLE-GAME

NO.	TEAMS	GAME	DATE
8	Michigan State (3) vs. Alabama (5)	Semifinal (Cotton)	Dec. 31, 2015
7	Alabama (5) vs. Georgia (2)	NCG (Atlanta)	Jan. 8, 2018
5	Cincinnati (1) vs. Alabama (4)	Semifinal (Cotton)	Dec. 31, 2021
5	Clemson (3) vs. Ohio State (2)	Semifinal (Fiesta)	Dec. 28, 2019
4	Alabama (1) vs. Michigan (3)	Semifinal (Rose)	Jan. 1, 2024
4	Ohio State (2) vs. Alabama (2)	Semifinal (Sugar)	Jan. 1, 2015
4	Clemson (2) vs. LSU (2)	NCG (New Orleans)	Jan. 13, 2020

FEWEST PUNT RETURNS, SEMIFINALS

NO.	TEAMS	GAME	DATE
0	Oklahoma (0) vs. LSU (0)	Peach	Dec. 28, 2019
0	Florida State (0) vs. Oregon (0)	Rose	Jan. 1, 2015
1	Ohio State (0) vs. Georgia (1)	Peach	Dec. 31, 2022
1	Georgia (0) vs. Michigan (1)	Orange	Dec. 31, 2021
1	Notre Dame (0) vs. Alabama (1)	Rose	Jan. 1, 2021
1	Oklahoma (1) vs. Alabama (0)	Orange	Dec. 29, 2018
1	Oklahoma (0) vs. Clemson (1)	Orange	Dec. 31, 2015

FEWEST PUNT RETURNS, NATIONAL CHAMPIONSHIP

NO.	TEAMS	GAME	DATE
0	TCU (0) vs. Georgia (0)	Los Angeles	Jan. 9, 2023
1	Washington (1) vs. Michigan (0)	Houston	Jan. 8, 2024
1	Georgia (0) vs. Alabama (1)	Indianapolis	Jan. 10, 2022
1	Clemson (0) vs. Alabama (1)	Bay Area	Jan. 7, 2019
2	Clemson (1) vs. Alabama (1)	Tampa	Jan. 9, 2017

FEWEST PUNT RETURNS, SINGLE-GAME

NO.	TEAMS	GAME	DATE
0	TCU (0) vs. Georgia (0)	NCG (Los Angeles)	Jan. 9, 2023
0	Oklahoma (0) vs. LSU (0)	Semifinal (Peach)	Dec. 28, 2019
0	Florida State (0) vs. Oregon (0)	Semifinal (Rose)	Jan. 1, 2015
1	Eight times. Last by: Washington (1) vs. Michigan (0)	NCG (Houston)	Jan. 8, 2024

COLLEGE FOOTBALL PLAYOFF

COMBINED TEAM RECORDS

RETURNS (CONTINUED)

MOST PUNT RETURN YARDAGE, SEMIFINALS

NO.	TEAMS	GAME	DATE
96	Michigan State (16) vs. Alabama (80)	Cotton	Dec. 31, 2015
47	TCU (31) vs. Michigan (16)	Fiesta	Dec. 31, 2022
30	Alabama (30) vs. Clemson (0)	Sugar	Jan. 1, 2018
25	Georgia (21) vs. Oklahoma (4)	Rose	Jan. 1, 2018
22	Ohio State (0) vs. Georgia (22)	Peach	Dec. 31, 2022

MOST PUNT RETURN YARDAGE, NATIONAL CHAMPIONSHIP

NO.	TEAMS	GAME	DATE
72	Alabama (38) vs. Georgia (34)	Atlanta	Jan. 8, 2018
34	Alabama (12) vs. Clemson (22)	Arizona	Jan. 11, 2016
32	Ohio State (32) vs. Oregon (0)	North Texas	Jan. 12, 2015
21	Ohio State (3) vs. Alabama (18)	Miami	Jan. 11, 2021
17	Clemson (0) vs. LSU (17)	New Orleans	Jan. 13, 2020

MOST PUNT RETURN YARDAGE, SINGLE-GAME

NO.	TEAMS	GAME	DATE
96	Michigan State (16) vs. Alabama (80)	Semifinal (Cotton)	Dec. 31, 2015
72	Alabama (38) vs. Georgia (34)	NCG (Atlanta)	Jan. 8, 2018
47	TCU (31) vs. Michigan (16)	Semifinal (Fiesta)	Dec. 31, 2022
34	Alabama (12) vs. Clemson (22)	NCG (Arizona)	Jan. 11, 2016
32	Ohio State (32) vs. Oregon (0)	NCG (North Texas)	Jan. 12, 2015

FEWEST PUNT RETURN YARDAGE, SEMIFINALS

NO.	TEAMS	GAME	DATE
0	Oklahoma (0) vs. LSU (0)	Peach	Dec. 28, 2019
0	Florida State (0) vs. Oregon (0)	Rose	Jan. 1, 2015
4	Cincinnati (12) vs. Alabama (-8)	Cotton	Dec. 31, 2021
5	Oklahoma (5) vs. Alabama (0)	Orange	Dec. 29, 2018
5	Oklahoma (0) vs. Clemson (5)	Orange	Dec. 31, 2015

FEWEST PUNT RETURN YARDAGE, NATIONAL CHAMPIONSHIP

NO.	TEAMS	GAME	DATE
-2	Georgia (0) vs. Alabama (-2)	Indianapolis	Jan. 10, 2022
0	Washington (0) vs. Michigan (0)	Houston	Jan. 8, 2024
0	TCU (0) vs. Georgia (0)	Los Angeles	Jan. 9, 2023
7	Clemson (0) vs. Alabama (7)	Bay Area	Jan. 7, 2019
12	Clemson (3) vs. Alabama (9)	Tampa	Jan. 9, 2017

FEWEST PUNT RETURN YARDAGE, SINGLE-GAME

NO.	TEAMS	GAME	DATE
-2	Georgia (0) vs. Alabama (-2)	NCG (Indianapolis)	Jan. 10, 2022
0	Washington (0) vs. Michigan (0)	NCG (Houston)	Jan. 8, 2024
0	TCU (0) vs. Georgia (0)	NCG (Los Angeles)	Jan. 9, 2023
0	Oklahoma (0) vs. LSU (0)	Semifinal (Peach)	Dec. 28, 2019
0	Florida State (0) vs. Oregon (0)	Semifinal (Rose)	Jan. 1, 2015

RETURNS (CONTINUED)

MOST KICKOFF RETURNS, SEMIFINALS

NO.	TEAMS	GAME	DATE
12	Florida State (9) vs. Oregon (3)	Rose	Jan. 1, 2015
10	Georgia (7) vs. Michigan (3)	Orange	Dec. 31, 2021
9	Ohio State (2) vs. Alabama (7)	Sugar	Jan. 1, 2015
7	Texas (7) vs. Washington (0)	Sugar	Jan. 1, 2024
7	TCU (4) vs. Michigan (3)	Fiesta	Dec. 31, 2022
7	Alabama (3) vs. Clemson (4)	Sugar	Jan. 1, 2018

MOST KICKOFF RETURNS, NATIONAL CHAMPIONSHIP

NO.	TEAMS	GAME	DATE
9	Clemson (6) vs. Alabama (3)	Tampa	Jan. 9, 2017
8	Alabama (5) vs. Clemson (3)	Arizona	Jan. 11, 2016
7	TCU (6) vs. Georgia (1)	Los Angeles	Jan. 9, 2023
5	Alabama (2) vs. Georgia (3)	Atlanta	Jan. 8, 2018
5	Ohio State (1) vs. Oregon (4)	North Texas	Jan. 12, 2015

MOST KICKOFF RETURNS, SINGLE-GAME

NO.	TEAMS	GAME	DATE
12	Florida State (9) vs. Oregon (3)	Semifinal (Rose)	Jan. 1, 2015
10	Georgia (7) vs. Michigan (3)	Semifinal (Orange)	Dec. 31, 2021
9	Clemson (6) vs. Alabama (3)	NCG (Tampa)	Jan. 9, 2017
9	Ohio State (2) vs. Alabama (7)	Semifinal (Sugar)	Jan. 1, 2015
8	Alabama (5) vs. Clemson (3)	NCG (Arizona)	Jan. 11, 2016

FEWEST KICKOFF RETURNS, SEMIFINALS

NO.	TEAMS	GAME	DATE
1	Clemson (1) vs. Ohio State (0)	Fiesta	Dec. 28, 2019
1	Notre Dame (0) vs. Clemson (1)	Cotton	Dec. 29, 2018
1	Michigan State (1) vs. Alabama (0)	Cotton	Dec. 31, 2015
2	Alabama (2) vs. Michigan (0)	Rose	Jan. 1, 2024
2	Cincinnati (1) vs. Alabama (1)	Cotton	Dec. 31, 2021
2	Ohio State (0) vs. Clemson (2)	Sugar	Jan. 1, 2021
2	Notre Dame (1) vs. Alabama (1)	Rose	Jan. 1, 2021
2	Oklahoma (1) vs. LSU (1)	Peach	Dec. 28, 2019

FEWEST KICKOFF RETURNS, NATIONAL CHAMPIONSHIP

NO.	TEAMS	GAME	DATE
1	Georgia (1) vs. Alabama (0)	Indianapolis	Jan. 10, 2022
1	Clemson (1) vs. LSU (0)	New Orleans	Jan. 13, 2020
1	Clemson (0) vs. Alabama (1)	Bay Area	Jan. 7, 2019
2	Ohio State (0) vs. Alabama (2)	Miami	Jan. 11, 2021
3	Washington (1) vs. Michigan (2)	Houston	Jan. 8, 2024

FEWEST KICKOFF RETURNS, SINGLE-GAME

NO.	TEAMS	GAME	DATE
1	Georgia (1) vs. Alabama (0)	NCG (Indianapolis)	Jan. 10, 2022
1	Clemson (1) vs. LSU (0)	NCG (New Orleans)	Jan. 13, 2020
1	Clemson (1) vs. Ohio State (0)	Semifinal (Fiesta)	Dec. 28, 2019
1	Clemson (0) vs. Alabama (1)	NCG (Bay Area)	Jan. 7, 2019
1	Notre Dame (0) vs. Clemson (1)	Semifinal (Cotton)	Dec. 29, 2018
1	Michigan State (1) vs. Alabama (0)	Semifinal (Rose)	Dec. 31, 2015

COLLEGE FOOTBALL PLAYOFF

COMBINED TEAM RECORDS

RETURNS (CONTINUED)

MOST KICKOFF RETURN YARDAGE, SEMIFINALS

NO.	TEAMS	GAME	DATE
621	Georgia (455) vs. Michigan (166)	Orange	Dec. 31, 2021
234	Florida State (186) vs. Oregon (48)	Rose	Jan. 1, 2015
153	TCU (75) vs. Michigan (78)	Fiesta	Dec. 31, 2022
132	Texas (132) vs. Washington (0)	Sugar	Jan. 1, 2024
132	Oklahoma (97) vs. Clemson (35)	Orange	Dec. 31, 2015

MOST KICKOFF YARDAGE, NATIONAL CHAMPIONSHIP

NO.	TEAMS	GAME	DATE
264	Alabama (196) vs. Clemson (68)	Arizona	Jan. 11, 2016
187	Clemson (130) vs. Alabama (57)	Tampa	Jan. 9, 2017
162	TCU (135) vs. Georgia (27)	Los Angeles	Jan. 9, 2023
82	Alabama (42) vs. Georgia (40)	Atlanta	Jan. 8, 2018
75	Ohio State (23) vs. Oregon (52)	North Texas	Jan. 12, 2015

MOST KICKOFF YARDAGE, SINGLE-GAME

NO.	TEAMS	GAME	DATE
621	Georgia (455) vs. Michigan (166)	Semifinal (Orange)	Dec. 31, 2021
264	Alabama (196) vs. Clemson (68)	NCG (Arizona)	Jan. 11, 2016
234	Florida State (186) vs. Oregon (48)	Semifinal (Rose)	Jan. 1, 2015
187	Clemson (130) vs. Alabama (57)	NCG (Tampa)	Jan. 9, 2017
162	TCU (135) vs. Georgia (27)	NCG (Los Angeles)	Jan. 9, 2023

FEWEST KICKOFF RETURN YARDAGE, SEMIFINALS

NO.	TEAMS	GAME	DATE
13	Notre Dame (0) vs. Clemson (13)	Cotton	Dec. 29, 2018
16	Clemson (16) vs. Ohio State (0)	Fiesta	Dec. 28, 2019
22	Michigan State (22) vs. Alabama (0)	Cotton	Dec. 31, 2015
24	Notre Dame (8) vs. Alabama (16)	Rose	Jan. 1, 2021
30	Alabama (30) vs. Michigan (0)	Rose	Jan. 1, 2024

FEWEST KICKOFF YARDAGE, NATIONAL CHAMPIONSHIP

NO.	TEAMS	GAME	DATE
13	Ohio State (0) vs. Alabama (13)	Miami	Jan. 11, 2021
30	Georgia (30) vs. Alabama (0)	Indianapolis	Jan. 10, 2022
30	Clemson (30) vs. LSU (0)	New Orleans	Jan. 13, 2020
30	Clemson (0) vs. Alabama (30)	Bay Area	Jan. 7, 2019
44	Washington (17) vs. Michigan (27)	Houston	Jan. 8, 2024

FEWEST KICKOFF YARDAGE, NATIONAL CHAMPIONSHIP

NO.	TEAMS	GAME	DATE
13	Ohio State (0) vs. Alabama (13)	NCG (Miami)	Jan. 11, 2021
13	Notre Dame (0) vs. Clemson (13)	Semifinal (Cotton)	Dec. 29, 2018
16	Clemson (16) vs. Ohio State (0)	Semifinal (Fiesta)	Dec. 28, 2019
22	Michigan State (22) vs. Alabama (0)	Semifinal (Cotton)	Dec. 31, 2015
24	Notre Dame (8) vs. Alabama (16)	Semifinal (Rose)	Jan. 1, 2021

FUMBLES

MOST FUMBLES, SEMIFINALS

NO.	TEAMS	GAME	DATE
9	Florida State (7) vs. Oregon (2)	Rose	Jan. 1, 2015
8	Alabama (5) vs. Michigan (3)	Rose	Jan. 1, 2024
5	Texas (4) vs. Washington (1)	Sugar	Jan. 1, 2024
4	TCU (1) vs. Michigan (3)	Fiesta	Dec. 31, 2022
4	Ohio State (1) vs. Clemson (3)	Sugar	Jan. 1, 2021
4	Notre Dame (2) vs. Clemson (2)	Cotton	Dec. 29, 2018
4	Michigan State (2) vs. Alabama (2)	Cotton	Dec. 31, 2015

MOST FUMBLES, NATIONAL CHAMPIONSHIP

NO.	TEAMS	GAME	DATE
4	Ohio State (3) vs. Oregon (1)	North Texas	Jan. 12, 2015
3	Georgia (2) vs. Alabama (1)	Indianapolis	Jan. 10, 2022
3	Clemson (2) vs. Alabama (1)	Tampa	Jan. 9, 2017
2	Clemson (0) vs. Alabama (2)	Bay Area	Jan. 7, 2019
2	Alabama (0) vs. Clemson (2)	Arizona	Jan. 11, 2016

MOST FUMBLES, SINGLE-GAME

NO.	TEAMS	GAME	DATE
9	Florida State (7) vs. Oregon (2)	Semifinal (Rose)	Jan. 1, 2015
8	Alabama (5) vs. Michigan (3)	Semifinal (Rose)	Jan. 1, 2024
5	Texas (4) vs. Washington (1)	Semifinal (Sugar)	Jan. 1, 2024
4	Five times. Last by: TCU (1) vs. Michigan (3)	Semifinal (Fiesta)	Dec. 31, 2022

FEWEST FUMBLES, SEMIFINALS

NO.	TEAMS	GAME	DATE
0	Clemson (0) vs. Ohio State (0)	Fiesta	Dec. 28, 2019
0	Oklahoma (0) vs. Alabama (0)	Orange	Dec. 29, 2018
1	Cincinnati (0) vs. Alabama (1)	Cotton	Dec. 31, 2021
1	Georgia (1) vs. Oklahoma (0)	Rose	Jan. 1, 2018
1	Oklahoma (0) vs. Clemson (1)	Orange	Dec. 31, 2015

FEWEST FUMBLES, NATIONAL CHAMPIONSHIP

NO.	TEAMS	GAME	DATE
0	Washington (0) vs. Michigan (0)	Houston	Jan. 8, 2024
0	Alabama (0) vs. Georgia (0)	Atlanta	Jan. 8, 2018
1	TCU (1) vs. Georgia (0)	Los Angeles	Jan. 9, 2023
1	Ohio State (0) vs. Alabama (1)	Miami	Jan. 11, 2021
1	Clemson (1) vs. LSU (0)	New Orleans	Jan. 13, 2020

FEWEST FUMBLES, SINGLE-GAME

NO.	TEAMS	GAME	DATE
0	Washington (0) vs. Michigan (0)	NCG (Houston)	Jan. 8, 2024
0	Clemson (0) vs. Ohio State (0)	Semifinal (Fiesta)	Dec. 28, 2019
0	Oklahoma (0) vs. Alabama (0)	Semifinal (Orange)	Dec. 29, 2018
0	Alabama (0) vs. Georgia (0)	NCG (Atlanta)	Jan. 8, 2018
1	Six times. Last by: TCU (1) vs. Georgia (0)	NCG (Los Angeles)	Jan. 9, 2023

COLLEGE FOOTBALL PLAYOFF

COMBINED TEAM RECORDS

FUMBLES (CONTINUED)

MOST FUMBLES LOST, SEMIFINALS

NO.	TEAMS	GAME	DATE
5	Florida State (4) vs. Oregon (1)	Rose	Jan. 1, 2015
3	Texas (2) vs. Washington (1)	Sugar	Jan. 1, 2024
2	Alabama (1) vs. Michigan (1)	Rose	Jan. 1, 2024
2	TCU (1) vs. Michigan (1)	Fiesta	Dec. 31, 2022
2	Notre Dame (1) vs. Clemson (1)	Cotton	Dec. 29, 2018

MOST FUMBLES LOST, NATIONAL CHAMPIONSHIP

NO.	TEAMS	GAME	DATE
3	Ohio State (3) vs. Oregon (0)	North Texas	Jan. 12, 2015
2	Clemson (2) vs. Alabama (0)	Tampa	Jan. 9, 2017
1	TCU (1) vs. Georgia (0)	Los Angeles	Jan. 9, 2023
1	Georgia (1) vs. Alabama (0)	Indianapolis	Jan. 10, 2022
1	Ohio State (0) vs. Alabama (1)	Miami	Jan. 11, 2021
1	Clemson (1) vs. LSU (0)	New Orleans	Jan. 13, 2020

MOST FUMBLES LOST, SINGLE-GAME

NO.	TEAMS	GAME	DATE
5	Florida State (4) vs. Oregon (1)	Semifinal (Rose)	Jan. 1, 2015
3	Texas (2) vs. Washington (1)	Semifinal (Sugar)	Jan. 1, 2024
3	Ohio State (3) vs. Oregon (0)	NCG (North Texas)	Jan. 12, 2015
2	Alabama (1) vs. Michigan (1)	Semifinal (Rose)	Jan. 1, 2024
2	TCU (1) vs. Michigan (1)	Semifinal (Fiesta)	Dec. 31, 2022
2	Notre Dame (1) vs. Clemson (1)	Semifinal (Cotton)	Dec. 29, 2018
2	Clemson (2) vs. Alabama (0)	NCG (Tampa)	Jan. 9, 2017

FEWEST FUMBLES LOST, SEMIFINALS

NO.	TEAMS	GAME	DATE
0	Eight times. Last by: Ohio State (0) vs. Georgia (0)	Peach	Dec. 31, 2022

FEWEST FUMBLES LOST, NATIONAL CHAMPIONSHIP

NO.	TEAMS	GAME	DATE
0	Washington (0) vs. Michigan (0)	Houston	Jan. 8, 2024
0	Clemson (0) vs. Alabama (0)	Bay Area	Jan. 7, 2019
0	Alabama (0) vs. Georgia (0)	Atlanta	Jan. 8, 2018
0	Alabama (0) vs. Clemson (0)	Arizona	Jan. 11, 2016
1	TCU (1) vs. Georgia (0)	Los Angeles	Jan. 9, 2023
1	Georgia (1) vs. Alabama (0)	Indianapolis	Jan. 10, 2022
1	Ohio State (0) vs. Alabama (1)	Miami	Jan. 11, 2021
1	Clemson (1) vs. LSU (0)	New Orleans	Jan. 13, 2020

FEWEST FUMBLES LOST, SINGLE-GAME

NO.	TEAMS	GAME	DATE
0	Eight times. Last by: Washington (0) vs. Michigan (0)	NCG (Houston)	Jan. 8, 2024

PENALTIES

MOST PENALTIES, SEMIFINALS

NO.	TEAMS	GAME	DATE
16	Oklahoma (7) vs. Alabama (9)	Orange	Dec. 29, 2018
15	Texas (10) vs. Washington (5)	Sugar	Jan. 1, 2024
14	Clemson (6) vs. Ohio State (8)	Fiesta	Dec. 28, 2019
14	Washington (3) vs. Alabama (11)	Peach	Dec. 31, 2016
13	Notre Dame (7) vs. Clemson (6)	Cotton	Dec. 29, 2018
13	Ohio State (8) vs. Clemson (5)	Fiesta	Dec. 31, 2016

MOST PENALTIES, NATIONAL CHAMPIONSHIP

NO.	TEAMS	GAME	DATE
18	Clemson (7) vs. LSU (11)	New Orleans	Jan. 13, 2020
17	Georgia (10) vs. Alabama (7)	Indianapolis	Jan. 10, 2022
15	Ohio State (5) vs. Oregon (10)	North Texas	Jan. 12, 2015
12	Alabama (6) vs. Georgia (6)	Atlanta	Jan. 8, 2018
12	Clemson (3) vs. Alabama (9)	Tampa	Jan. 9, 2017

MOST PENALTIES, SINGLE-GAME

NO.	TEAMS	GAME	DATE
18	Clemson (7) vs. LSU (11)	NCG (New Orleans)	Jan. 13, 2020
17	Georgia (10) vs. Alabama (7)	NCG (Indianapolis)	Jan. 10, 2022
16	Oklahoma (7) vs. Alabama (9)	Semifinal (Orange)	Dec. 29, 2018
15	Texas (10) vs. Washington (5)	Semifinal (Sugar)	Jan. 1, 2024
15	Ohio State (5) vs. Oregon (10)	NCG (North Texas)	Jan. 12, 2015

FEWEST PENALTIES, SEMIFINALS

NO.	TEAMS	GAME	DATE
5	Alabama (3) vs. Michigan (2)	Rose	Jan. 1, 2024
6	Alabama (2) vs. Clemson (4)	Sugar	Jan. 1, 2018
7	Georgia (6) vs. Oklahoma (1)	Rose	Jan. 1, 2018
8	Ohio State (4) vs. Georgia (4)	Peach	Dec. 31, 2022
8	Ohio State (4) vs. Alabama (4)	Sugar	Jan. 1, 2015

FEWEST PENALTIES, NATIONAL CHAMPIONSHIP

NO.	TEAMS	GAME	DATE
6	TCU (5) vs. Georgia (1)	Los Angeles	Jan. 9, 2023
6	Alabama (2) vs. Clemson (4)	Arizona	Jan. 11, 2016
7	Clemson (1) vs. Alabama (6)	Bay Area	Jan. 7, 2019
10	Washington (5) vs. Michigan (5)	Houston	Jan. 8, 2024
10	Ohio State (4) vs. Alabama (6)	Miami	Jan. 11, 2021

FEWEST PENALTIES, SINGLE-GAME

NO.	TEAMS	GAME	DATE
5	Alabama (3) vs. Michigan (2)	Semifinal (Rose)	Jan. 1, 2024
6	TCU (5) vs. Georgia (1)	NCG (Los Angeles)	Jan. 9, 2023
6	Alabama (2) vs. Clemson (4)	Semifinal (Sugar)	Jan. 1, 2018
6	Alabama (2) vs. Clemson (4)	NCG (Arizona)	Jan. 11, 2016
7	Clemson (1) vs. Alabama (6)	NCG (Bay Area)	Jan. 7, 2019
7	Georgia (6) vs. Oklahoma (1)	Semifinal (Rose)	Jan. 1, 2018

COLLEGE FOOTBALL PLAYOFF

COMBINED TEAM RECORDS

PENALTIES (CONTINUED)

MOST PENALTY YARDS, SEMIFINALS

NO.	TEAMS	GAME	DATE
141	Oklahoma (55) vs. Alabama (86)	Orange	Dec. 29, 2018
132	Ohio State (72) vs. Clemson (60)	Fiesta	Dec. 31, 2016
124	Clemson (47) vs. Ohio State (77)	Fiesta	Dec. 28, 2019
115	Ohio State (95) vs. Clemson (20)	Sugar	Jan. 1, 2021
115	Notre Dame (50) vs. Clemson (65)	Cotton	Dec. 29, 2018

MOST PENALTY YARDS, NATIONAL CHAMPIONSHIP

NO.	TEAMS	GAME	DATE
183	Clemson (65) vs. LSU (118)	New Orleans	Jan. 13, 2020
127	Georgia (70) vs. Alabama (57)	Indianapolis	Jan. 10, 2022
117	Clemson (35) vs. Alabama (82)	Tampa	Jan. 9, 2017
106	Alabama (41) vs. Georgia (65)	Atlanta	Jan. 8, 2018
106	Ohio State (30) vs. Oregon (76)	North Texas	Jan. 12, 2015

MOST PENALTY YARDS, SINGLE-GAME

NO.	TEAMS	GAME	DATE
183	Clemson (65) vs. LSU (118)	NCG (New Orleans)	Jan. 13, 2020
141	Oklahoma (55) vs. Alabama (86)	Semifinal (Orange)	Dec. 29, 2018
132	Ohio State (72) vs. Clemson (60)	Semifinal (Fiesta)	Dec. 31, 2016
127	Georgia (70) vs. Alabama (57)	NCG (Indianapolis)	Jan. 10, 2022
124	Clemson (47) vs. Ohio State (77)	Semifinal (Fiesta)	Dec. 28, 2019

FEWEST PENALTY YARDS, SEMIFINALS

NO.	TEAMS	GAME	DATE
39	Alabama (10) vs. Clemson (29)	Sugar	Jan. 1, 2018
40	Alabama (15) vs. Michigan (25)	Rose	Jan. 1, 2024
44	Georgia (39) vs. Oklahoma (5)	Rose	Jan. 1, 2018
60	Ohio State (24) vs. Alabama (36)	Sugar	Jan. 1, 2015
69	Ohio State (24) vs. Georgia (45)	Peach	Dec. 31, 2022

FEWEST PENALTY YARDS, NATIONAL CHAMPIONSHIP

NO.	TEAMS	GAME	DATE
48	Alabama (21) vs. Clemson (27)	Arizona	Jan. 11, 2016
72	Clemson (12) vs. Alabama (60)	Bay Area	Jan. 7, 2019
73	Ohio State (29) vs. Alabama (44)	Miami	Jan. 11, 2021
75	Washington (30) vs. Michigan (45)	Houston	Jan. 8, 2024
106	Alabama (41) vs. Georgia (65)	Atlanta	Jan. 8, 2018
106	Ohio State (30) vs. Oregon (76)	North Texas	Jan. 12, 2015

FEWEST PENALTY YARDS, SINGLE-GAME

NO.	TEAMS	GAME	DATE
39	Alabama (10) vs. Clemson (29)	Semifinal (Sugar)	Jan. 1, 2018
40	Alabama (15) vs. Michigan (25)	Semifinal (Rose)	Jan. 1, 2024
44	Georgia (39) vs. Oklahoma (5)	Semifinal (Rose)	Jan. 1, 2018
48	Alabama (21) vs. Clemson (27)	NCG (Arizona)	Jan. 11, 2016
60	Ohio State (24) vs. Alabama (36)	Semifinal (Sugar)	Jan. 1, 2015

DEFENSE

MOST TACKLES, SEMIFINALS

NO.	TEAMS	GAME	DATE
158	Florida State (75) vs. Oregon (83)	Rose	Jan. 1, 2015
146	Washington (79) vs. Alabama (67)	Peach	Dec. 31, 2016
145	Oklahoma (75) vs. Clemson (70)	Orange	Dec. 31, 2015
142	Notre Dame (85) vs. Clemson (57)	Cotton	Dec. 29, 2018
140	Cincinnati (84) vs. Alabama (56)	Cotton	Dec. 31, 2021

MOST TACKLES, NATIONAL CHAMPIONSHIP

NO.	TEAMS	GAME	DATE
152	Ohio State (67) vs. Oregon (85)	North Texas	Jan. 12, 2015
141	Alabama (72) vs. Georgia (69)	Atlanta	Jan. 8, 2018
139	Clemson (54) vs. Alabama (85)	Tampa	Jan. 9, 2017
132	Alabama (66) vs. Clemson (66)	Arizona	Jan. 11, 2016
121	Ohio State (75) vs. Alabama (46)	Miami	Jan. 11, 2021

MOST TACKLES, SINGLE-GAME

NO.	TEAMS	GAME	DATE
158	Florida State (75) vs. Oregon (83)	Semifinal (Rose)	Jan. 1, 2015
152	Ohio State (67) vs. Oregon (85)	NCG (North Texas)	Jan. 12, 2015
146	Washington (79) vs. Alabama (67)	Semifinal (Peach)	Dec. 31, 2016
145	Oklahoma (75) vs. Clemson (70)	Semifinal (Orange)	Dec. 31, 2015
142	Notre Dame (85) vs. Clemson (57)	Semifinal (Cotton)	Dec. 29, 2018

FEWEST TACKLES, SEMIFINALS

NO.	TEAMS	GAME	DATE
94	Oklahoma (55) vs. Alabama (39)	Orange	Dec. 29, 2018
107	Ohio State (55) vs. Georgia (52)	Peach	Dec. 31, 2022
115	Alabama (47) vs. Michigan (68)	Rose	Jan. 1, 2024
118	Ohio State (56) vs. Clemson (62)	Sugar	Jan. 1, 2021
120	Oklahoma (72) vs. LSU (48)	Peach	Dec. 28, 2019

FEWEST TACKLES, NATIONAL CHAMPIONSHIP

NO.	TEAMS	GAME	DATE
111	Washington (52) vs. Michigan (59)	Houston	Jan. 8, 2024
111	TCU (66) vs. Georgia (45)	Los Angeles	Jan. 9, 2023
117	Clemson (70) vs. Alabama (47)	Bay Area	Jan. 7, 2019
118	Clemson (67) vs. LSU (51)	New Orleans	Jan. 13, 2020
120	Georgia (70) vs. Alabama (50)	Indianapolis	Jan. 10, 2022

FEWEST TACKLES, SINGLE-GAME

NO.	TEAMS	GAME	DATE
94	Oklahoma (55) vs. Alabama (39)	Semifinal (Orange)	Dec. 29, 2018
107	Ohio State (55) vs. Georgia (52)	Semifinal (Peach)	Dec. 31, 2022
111	Washington (52) vs. Michigan (59)	NCG (Houston)	Jan. 8, 2024
111	TCU (66) vs. Georgia (45)	NCG (Los Angeles)	Jan. 9, 2023
115	Alabama (47) vs. Michigan (68)	Semifinal (Rose)	Jan. 1, 2024

COLLEGE FOOTBALL PLAYOFF

COMBINED TEAM RECORDS

DEFENSE (CONTINUED)

MOST TEAM QUARTERBACK SACKS, SEMIFINALS

NO.	TEAMS	GAME	DATE
9	Notre Dame (3) vs. Clemson (6)	Cotton	Dec. 29, 2018
8	Cincinnati (2) vs. Alabama (6)	Cotton	Dec. 31, 2021
8	Washington (3) vs. Alabama (5)	Peach	Dec. 31, 2016
7	Five times. Last by: Alabama (1) vs. Michigan (6)	Rose	Jan. 1, 2024

MOST TEAM QUARTERBACK SACKS, NATIONAL CHAMPIONSHIP

NO.	TEAMS	GAME	DATE
9	Georgia (4) vs. Alabama (5)	Indianapolis	Jan. 10, 2022
7	Clemson (5) vs. LSU (2)	New Orleans	Jan. 13, 2020
7	Alabama (4) vs. Georgia (3)	Atlanta	Jan. 8, 2018
7	Alabama (2) vs. Clemson (5)	Arizona	Jan. 11, 2016
5	TCU (0) vs. Georgia (5)	Los Angeles	Jan. 9, 2023

MOST TEAM QUARTERBACK SACKS, SINGLE-GAME

NO.	TEAMS	GAME	DATE
9	Georgia (4) vs. Alabama (5)	NCG (Indianapolis)	Jan. 10, 2022
9	Notre Dame (3) vs. Clemson (6)	Semifinal (Cotton)	Dec. 29, 2018
8	Cincinnati (2) vs. Alabama (6)	Semifinal (Cotton)	Dec. 31, 2021
8	Washington (3) vs. Alabama (5)	Semifinal (Peach)	Dec. 31, 2016
7	Eight times. Last by: Alabama (1) vs. Michigan (6)	Semifinal (Rose)	Jan. 1, 2024

FEWEST TEAM QUARTERBACK SACKS, SEMIFINALS

NO.	TEAMS	GAME	DATE
2	Texas (0) vs. Washington (2)	Sugar	Jan. 1, 2024
2	Florida State (0) vs. Oregon (2)	Rose	Jan. 1, 2015
3	Notre Dame (1) vs. Alabama (2)	Rose	Jan. 1, 2021
3	Oklahoma (1) vs. LSU (2)	Peach	Dec. 28, 2019
4	Georgia (4) vs. Michigan (0)	Orange	Dec. 31, 2021
4	Ohio State (2) vs. Clemson (2)	Sugar	Jan. 1, 2021
4	Oklahoma (1) vs. Alabama (3)	Orange	Dec. 29, 2018

FEWEST TEAM QUARTERBACK SACKS, NATIONAL CHAMPIONSHIP

NO.	TEAMS	GAME	DATE
2	Washington (1) vs. Michigan (1)	Houston	Jan. 8, 2024
2	Clemson (2) vs. Alabama (0)	Bay Area	Jan. 7, 2019
3	Ohio State (2) vs. Alabama (1)	Miami	Jan. 11, 2021
3	Ohio State (2) vs. Oregon (1)	North Texas	Jan. 12, 2015
4	Clemson (0) vs. Alabama (4)	Tampa	Jan. 9, 2017

FEWEST TEAM QUARTERBACK SACKS, SINGLE-GAME

NO.	TEAMS	GAME	DATE
2	Washington (1) vs. Michigan (1)	NCG (Houston)	Jan. 8, 2024
2	Texas (0) vs. Washington (2)	Semifinal (Sugar)	Jan. 1, 2024
2	Clemson (2) vs. Alabama (0)	NCG (Bay Area)	Jan. 7, 2019
2	Florida State (0) vs. Oregon (2)	Semifinal (Rose)	Jan. 1, 2015
3	Ohio State (2) vs. Alabama (1)	NCG (Miami)	Jan. 11, 2021
3	Notre Dame (1) vs. Alabama (2)	Semifinal (Rose)	Jan. 1, 2021
3	Oklahoma (1) vs. LSU (2)	Semifinal (Peach)	Dec. 28, 2019
3	Ohio State (2) vs. Oregon (1)	NCG (North Texas)	Jan. 12, 2015

DEFENSE (CONTINUED)

MOST TACKLES FOR LOSS, SEMIFINALS

NO.	TEAMS	GAME	DATE
18	Ohio State (7) vs. Clemson (11)	Fiesta	Dec. 31, 2016
16	TCU (13) vs. Michigan (3)	Fiesta	Dec. 31, 2022
16	Washington (9) vs. Alabama (7)	Peach	Dec. 31, 2016
16	Ohio State (5) vs. Alabama (11)	Sugar	Jan. 1, 2015
14	Five times. Last by: Cincinnati (6) vs. Alabama (8)	Cotton	Dec. 31, 2021

MOST TACKLES FOR LOSS, NATIONAL CHAMPIONSHIP

NO.	TEAMS	GAME	DATE
18	Alabama (12) vs. Georgia (6)	Atlanta	Jan. 8, 2018
16	Georgia (9) vs. Alabama (7)	Indianapolis	Jan. 10, 2022
16	Clemson (8) vs. LSU (8)	New Orleans	Jan. 13, 2020
16	Alabama (7) vs. Clemson (9)	Arizona	Jan. 11, 2016
13	Clemson (7) vs. Alabama (6)	Bay Area	Jan. 7, 2019
13	Clemson (7) vs. Alabama (6)	Tampa	Jan. 9, 2017

MOST TACKLES FOR LOSS, SINGLE-GAME

NO.	TEAMS	GAME	DATE
18	Alabama (12) vs. Georgia (6)	NCG (Atlanta)	Jan. 8, 2018
18	Ohio State (7) vs. Clemson (11)	Semifinal (Fiesta)	Dec. 31, 2016
16	Six times. Last by: TCU (13) vs. Michigan (3)	Semifinal (Fiesta)	Dec. 31, 2022

FEWEST TACKLES FOR LOSS, SEMIFINALS

NO.	TEAMS	GAME	DATE
5	Florida State (1) vs. Oregon (4)	Rose	Jan. 1, 2015
6	Oklahoma (2) vs. Alabama (4)	Orange	Dec. 29, 2018
7	Notre Dame (4) vs. Alabama (3)	Rose	Jan. 1, 2021
7	Oklahoma (3) vs. LSU (4)	Peach	Dec. 28, 2019
8	Texas (3) vs. Washington (5)	Sugar	Jan. 1, 2024

FEWEST TACKLES FOR LOSS, NATIONAL CHAMPIONSHIP

NO.	TEAMS	GAME	DATE
4	Washington (3) vs. Michigan (1)	Houston	Jan. 8, 2024
9	Ohio State (5) vs. Alabama (4)	Miami	Jan. 11, 2021
10	Ohio State (5) vs. Oregon (5)	North Texas	Jan. 12, 2015
11	TCU (2) vs. Georgia (9)	Los Angeles	Jan. 9, 2023
13	Clemson (7) vs. Alabama (6)	Bay Area	Jan. 7, 2019
13	Clemson (7) vs. Alabama (6)	Tampa	Jan. 9, 2017

FEWEST TACKLES FOR LOSS, SINGLE-GAME

NO.	TEAMS	GAME	DATE
4	Washington (3) vs. Michigan (1)	NCG (Houston)	Jan. 8, 2024
5	Florida State (1) vs. Oregon (4)	Semifinal (Rose)	Jan. 1, 2015
6	Oklahoma (2) vs. Alabama (4)	Semifinal (Orange)	Dec. 29, 2018
7	Notre Dame (4) vs. Alabama (3)	Semifinal (Rose)	Jan. 1, 2021
7	Oklahoma (3) vs. LSU (4)	Semifinal (Peach)	Dec. 28, 2019

COLLEGE FOOTBALL PLAYOFF

COMBINED TEAM RECORDS

DEFENSE (CONTINUED)

MOST FUMBLES FORCED, SEMIFINALS

NO.	TEAMS	GAME	DATE
6	Florida State (0) vs. Oregon (6)	Rose	Jan. 1, 2015
4	Ohio State (3) vs. Clemson (1)	Sugar	Jan. 1, 2021
4	Notre Dame (2) vs. Clemson (2)	Cotton	Dec. 29, 2018
2	Six times. Last by: TCU (1) vs. Michigan (1)	Fiesta	Dec. 31, 2022

MOST FUMBLES FORCED, NATIONAL CHAMPIONSHIP

NO.	TEAMS	GAME	DATE
2	Clemson (2) vs. Alabama (0)	Bay Area	Jan. 7, 2019
2	Clemson (1) vs. Alabama (1)	Tampa	Jan. 9, 2017
2	Ohio State (0) vs. Oregon (2)	North Texas	Jan. 12, 2015
1	Five times. Last by: TCU (0) vs. Georgia (1)	Los Angeles	Jan. 9, 2023

MOST FUMBLES FORCED, SINGLE-GAME

NO.	TEAMS	GAME	DATE
6	Florida State (0) vs. Oregon (6)	Semifinal (Rose)	Jan. 1, 2015
4	Ohio State (3) vs. Clemson (1)	Semifinal (Sugar)	Jan. 1, 2021
4	Notre Dame (2) vs. Clemson (2)	Semifinal (Cotton)	Dec. 29, 2018
2	Nine times. Last by: TCU (1) vs. Michigan (1)	Semifinal (Fiesta)	Dec. 31, 2022

FEWEST FUMBLES FORCED, SEMIFINALS

NO.	TEAMS	GAME	DATE
0	Cincinnati (0) vs. Alabama (0)	Cotton	Dec. 31, 2021
0	Clemson (0) vs. Ohio State (0)	Fiesta	Dec. 28, 2019
0	Oklahoma (0) vs. Alabama (0)	Orange	Dec. 29, 2018
0	Oklahoma (0) vs. Clemson (0)	Orange	Dec. 31, 2015
1	Seven times. Last by: Texas (0) vs. Washington (1) Alabama (0) vs. Michigan (1)	Sugar Rose	Jan. 1, 2024 Jan. 1, 2024

FEWEST FUMBLES FORCED, NATIONAL CHAMPIONSHIP

NO.	TEAMS	GAME	DATE
0	Washington (0) vs. Michigan (0)	Houston	Jan. 8, 2024
0	Alabama (0) vs. Georgia (0)	Atlanta	Jan. 8, 2018
1	TCU (0) vs. Georgia (1)	Los Angeles	Jan. 9, 2023
1	Georgia (0) vs. Alabama (1)	Indianapolis	Jan. 10, 2022
1	Ohio State (1) vs. Alabama (0)	Miami	Jan. 11, 2021
1	Clemson (0) vs. LSU (1)	New Orleans	Jan. 13, 2020
1	Alabama (1) vs. Clemson (0)	Arizona	Jan. 11, 2016

FEWEST FUMBLES FORCED, SINGLE-GAME

NO.	TEAMS	GAME	DATE
0	Washington (0) vs. Michigan (0)	NCG (Houston)	Jan. 8, 2024
0	Cincinnati (0) vs. Alabama (0)	Semifinal (Cotton)	Dec. 31, 2021
0	Clemson (0) vs. Ohio State (0)	Semifinal (Fiesta)	Dec. 28, 2019
0	Oklahoma (0) vs. Alabama (0)	Semifinal (Orange)	Dec. 29, 2018
0	Alabama (0) vs. Georgia (0)	NCG (Atlanta)	Jan. 8, 2018
0	Oklahoma (0) vs. Clemson (0)	Semifinal (Orange)	Dec. 31, 2015

DEFENSE (CONTINUED)

MOST FUMBLES RECOVERED, SEMIFINALS

NO.	TEAMS	GAME	DATE
5	Florida State (1) vs. Oregon (4)	Rose	Jan. 1, 2015
3	Texas (1) vs. Washington (2)	Sugar	Jan. 1, 2024
2	Alabama (1) vs. Michigan (1)	Rose	Jan. 1, 2024
2	TCU (1) vs. Michigan (1)	Fiesta	Dec. 31, 2022
2	Notre Dame (1) vs. Clemson (1)	Cotton	Dec. 29, 2018

MOST FUMBLES RECOVERED, NATIONAL CHAMPIONSHIP

NO.	TEAMS	GAME	DATE
3	Ohio State (0) vs. Oregon (3)	North Texas	Jan. 12, 2015
2	Clemson (0) vs. Alabama (2)	Tampa	Jan. 9, 2017
1	TCU (0) vs. Georgia (1)	Los Angeles	Jan. 9, 2023
1	Georgia (0) vs. Alabama (1)	Indianapolis	Jan. 10, 2022
1	Ohio State (1) vs. Alabama (0)	Miami	Jan. 11, 2021
1	Clemson (0) vs. LSU (1)	New Orleans	Jan. 13, 2020

MOST FUMBLES RECOVERED, SINGLE-GAME

NO.	TEAMS	GAME	DATE
5	Florida State (1) vs. Oregon (4)	Semifinal (Rose)	Jan. 1, 2015
3	Texas (1) vs. Washington (2)	Semifinal (Sugar)	Jan. 1, 2024
3	Ohio State (0) vs. Oregon (3)	NCG (North Texas)	Jan. 12, 2015
2	Alabama (1) vs. Michigan (1)	Semifinal (Rose)	Jan. 1, 2024
2	TCU (1) vs. Michigan (1)	Semifinal (Fiesta)	Dec. 31, 2022
2	Notre Dame (1) vs. Clemson (1)	Semifinal (Cotton)	Dec. 29, 2018
2	Clemson (0) vs. Alabama (2)	NCG (Tampa)	Jan. 9, 2017

FEWEST FUMBLES RECOVERED, SEMIFINALS

NO.	TEAMS	GAME	DATE
0	Eight times. Last by: Ohio State (0) vs. Georgia (0)	Peach	Dec. 31, 2022

FEWEST FUMBLES RECOVERED, NATIONAL CHAMPIONSHIP

NO.	TEAMS	GAME	DATE
0	Washington (0) vs. Michigan (0)	Houston	Jan. 8, 2024
0	Clemson (0) vs. Alabama (0)	Bay Area	Jan. 7, 2019
0	Alabama (0) vs. Georgia (0)	Atlanta	Jan. 8, 2018
0	Alabama (0) vs. Clemson (0)	Arizona	Jan. 11, 2016
1	TCU (0) vs. Georgia (1)	Los Angeles	Jan. 9, 2023
1	Georgia (0) vs. Alabama (1)	Indianapolis	Jan. 10, 2022
1	Ohio State (1) vs. Alabama (0)	Miami	Jan. 11, 2021
1	Clemson (0) vs. LSU (1)	New Orleans	Jan. 13, 2020

FEWEST FUMBLES RECOVERED, SEMIFINALS

NO.	TEAMS	GAME	DATE
0	12 times. Last by: Washington (0) vs. Michigan (0)	NCG (Houston)	Jan. 8, 2024

COLLEGE FOOTBALL PLAYOFF

COMBINED TEAM RECORDS

DEFENSE (CONTINUED)

MOST INTERCEPTIONS MADE-TEAM, SEMIFINALS

NO.	TEAMS	GAME	DATE
4	TCU (2) vs. Michigan (2)	Fiesta	Dec. 31, 2022
4	Ohio State (2) vs. Clemson (2)	Fiesta	Dec. 31, 2016
4	Ohio State (3) vs. Alabama (1)	Sugar	Jan. 1, 2015
3	Oklahoma (1) vs. Clemson (2)	Orange	Dec. 31, 2015
2	Seven times. Last by: Georgia (2) vs. Michigan (0)	Orange	Dec. 31, 2021

MOST INTERCEPTIONS MADE-TEAM, NATIONAL CHAMPIONSHIP

NO.	TEAMS	GAME	DATE
3	Alabama (2) vs. Georgia (1)	Atlanta	Jan. 8, 2018
2	Washington (0) vs. Michigan (2)	Houston	Jan. 8, 2024
2	TCU (0) vs. Georgia (2)	Los Angeles	Jan. 9, 2023
2	Georgia (2) vs. Alabama (0)	Indianapolis	Jan. 10, 2022
2	Clemson (2) vs. Alabama (0)	Bay Area	Jan. 7, 2019
2	Ohio State (1) vs. Oregon (1)	North Texas	Jan. 12, 2015

MOST INTERCEPTIONS MADE-TEAM, SINGLE-GAME

NO.	TEAMS	GAME	DATE
4	TCU (2) vs. Michigan (2)	Semifinal (Fiesta)	Dec. 31, 2022
4	Ohio State (2) vs. Clemson (2)	Semifinal (Fiesta)	Dec. 31, 2016
4	Ohio State (3) vs. Alabama (1)	Semifinal (Sugar)	Jan. 1, 2015
3	Alabama (2) vs. Georgia (1)	NCG (Atlanta)	Jan. 8, 2018
3	Oklahoma (1) vs. Clemson (2)	Semifinal (Orange)	Dec. 31, 2015

FEWEST INTERCEPTIONS MADE-TEAM, SEMIFINALS

NO.	TEAMS	GAME	DATE
0	Texas (0) vs. Washington (0)	Sugar	Jan. 1, 2024
0	Alabama (0) vs. Michigan (0)	Rose	Jan. 1, 2024
0	Oklahoma (0) vs. Alabama (0)	Orange	Dec. 29, 2018
1	Six times. Last by: Ohio State (1) vs. Georgia (0)	Peach	Dec. 31, 2022

FEWEST INTERCEPTIONS MADE-TEAM, NATIONAL CHAMPIONSHIP

NO.	TEAMS	GAME	DATE
0	Ohio State (0) vs. Alabama (0)	Miami	Jan. 11, 2021
0	Clemson (0) vs. LSU (0)	New Orleans	Jan. 13, 2020
0	Clemson (0) vs. Alabama (0)	Tampa	Jan. 9, 2017
1	Alabama (1) vs. Clemson (0)	Arizona	Jan. 11, 2016
2	Five times. Last by: Washington (0) vs. Michigan (2)	Houston	Jan. 8, 2024

FEWEST INTERCEPTIONS MADE-TEAM, SINGLE-GAME

NO.	TEAMS	GAME	DATE
0	Texas (0) vs. Washington (0)	Semifinal (Sugar)	Jan. 1, 2024
0	Alabama (0) vs. Michigan (0)	Semifinal (Rose)	Jan. 1, 2024
0	Ohio State (0) vs. Alabama (0)	NCG (Miami)	Jan. 11, 2021
0	Clemson (0) vs. LSU (0)	NCG (New Orleans)	Jan. 13, 2020
0	Oklahoma (0) vs. Alabama (0)	Semifinal (Orange)	Dec. 29, 2018
0	Clemson (0) vs. Alabama (0)	NCG (Tampa)	Jan. 9, 2017

DEFENSE (CONTINUED)

MOST INTERCEPTION RETURN YARDAGE, SEMIFINALS

NO.	TEAMS	GAME	DATE
109	Ohio State (77) vs. Alabama (32)	Sugar	Jan. 1, 2015
104	Ohio State (0) vs. Clemson (104)	Fiesta	Dec. 31, 2016
78	TCU (70) vs. Michigan (8)	Fiesta	Dec. 31, 2022
54	Washington (0) vs. Alabama (54)	Peach	Dec. 31, 2016
39	Georgia (39) vs. Oklahoma (0)	Rose	Jan. 1, 2018
39	Alabama (39) vs. Clemson (0)	Sugar	Jan. 1, 2018

MOST INTERCEPTION RETURN YARDAGE, NATIONAL CHAMPIONSHIP

NO.	TEAMS	GAME	DATE
90	Clemson (90) vs. Alabama (0)	Bay Area	Jan. 7, 2019
81	Washington (0) vs. Michigan (81)	Houston	Jan. 8, 2024
79	Georgia (79) vs. Alabama (0)	Indianapolis	Jan. 10, 2022
19	Alabama (19) vs. Georgia (0)	Atlanta	Jan. 8, 2018
8	Ohio State (8) vs. Oregon (0)	North Texas	Jan. 12, 2015

MOST INTERCEPTION RETURN YARDAGE, SINGLE-GAME

NO.	TEAMS	GAME	DATE
109	Ohio State (77) vs. Alabama (32)	Semifinal (Sugar)	Jan. 1, 2015
104	Ohio State (0) vs. Clemson (104)	Semifinal (Fiesta)	Dec. 31, 2016
90	Clemson (90) vs. Alabama (0)	NCG (Bay Area)	Jan. 7, 2019
81	Washington (0) vs. Michigan (81)	NCG (Houston)	Jan. 8, 2024
79	Georgia (79) vs. Alabama (0)	NCG (Indianapolis)	Jan. 10, 2022

FEWEST INTERCEPTION RETURN YARDAGE, SEMIFINALS

NO.	TEAMS	GAME	DATE
-8	Georgia (-8) vs. Michigan (0)	Orange	Dec. 31, 2021
0	Seven times. Last by: Texas (0) vs. Washington (0) Alabama (0) vs. Michigan (0)	Sugar Rose	Jan. 1, 2024 Jan. 1, 2024

FEWEST INTERCEPTION RETURN YARDAGE, NATIONAL CHAMPIONSHIP

NO.	TEAMS	GAME	DATE
0	Ohio State (0) vs. Alabama (0)	Miami	Jan. 11, 2021
0	Clemson (0) vs. LSU (0)	New Orleans	Jan. 13, 2020
0	Clemson (0) vs. Alabama (0)	Tampa	Jan. 9, 2017
0	Alabama (0) vs. Clemson (0)	Arizona	Jan. 11, 2016
3	TCU (0) vs. Georgia (3)	Los Angeles	Jan. 9, 2023

FEWEST INTERCEPTION RETURN YARDAGE, SINGLE-GAME

NO.	TEAMS	GAME	DATE
-8	Georgia (-8) vs. Michigan (0)	Semifinal (Orange)	Dec. 31, 2021
0	11 times. Last by: Texas (0) vs. Washington (0) Alabama (0) vs. Michigan (0)	Semifinal (Sugar) Semifinal (Rose)	Jan. 1, 2024 Jan. 1, 2024

COLLEGE FOOTBALL PLAYOFF

COMBINED TEAM RECORDS

DEFENSE (CONTINUED)

MOST PASSES BROKEN UP, SEMIFINALS

NO.	TEAMS	GAME	DATE
13	Notre Dame (8) vs. Clemson (5)	Cotton	Dec. 29, 2018
10	TCU (6) vs. Michigan (4)	Fiesta	Dec. 31, 2022
10	Clemson (5) vs. Ohio State (5)	Fiesta	Dec. 28, 2019
10	Alabama (9) vs. Clemson (1)	Sugar	Jan. 1, 2018
10	Michigan State (2) vs. Alabama (8)	Cotton	Dec. 31, 2015
10	Ohio State (3) vs. Alabama (7)	Sugar	Jan. 1, 2015

MOST PASSES BROKEN UP, NATIONAL CHAMPIONSHIP

NO.	TEAMS	GAME	DATE
10	Georgia (8) vs. Alabama (2)	Indianapolis	Jan. 10, 2022
8	Alabama (7) vs. Clemson (1)	Arizona	Jan. 11, 2016
7	Washington (4) vs. Michigan (3)	Houston	Jan. 8, 2024
7	Clemson (3) vs. Alabama (4)	Bay Area	Jan. 7, 2019
6	Ohio State (2) vs. Alabama (4)	Miami	Jan. 11, 2021
6	Clemson (5) vs. LSU (1)	New Orleans	Jan. 13, 2020
6	Clemson (5) vs. Alabama (1)	Tampa	Jan. 9, 2017

MOST PASSES BROKEN UP, SEMIFINALS

NO.	TEAMS	GAME	DATE
13	Notre Dame (8) vs. Clemson (5)	Semifinal (Cotton)	Dec. 29, 2018
10	Six times. Last by: TCU (6) vs. Michigan (4)	Semifinal (Fiesta)	Dec. 31, 2022

FEWEST PASSES BROKEN UP, SEMIFINALS

NO.	TEAMS	GAME	DATE
2	Georgia (1) vs. Oklahoma (1)	Rose	Jan. 1, 2018
2	Washington (1) vs. Alabama (1)	Peach	Dec. 31, 2016
3	Georgia (2) vs. Michigan (1)	Orange	Dec. 31, 2021
4	Notre Dame (2) vs. Alabama (2)	Rose	Jan. 1, 2021
5	Alabama (4) vs. Michigan (1)	Rose	Jan. 1, 2024

FEWEST PASSES BROKEN UP, NATIONAL CHAMPIONSHIP

NO.	TEAMS	GAME	DATE
4	Alabama (4) vs. Georgia (0)	Atlanta	Jan. 8, 2018
4	Ohio State (3) vs. Oregon (1)	North Texas	Jan. 12, 2015
5	TCU (4) vs. Georgia (1)	Los Angeles	Jan. 9, 2023
6	Ohio State (2) vs. Alabama (4)	Miami	Jan. 11, 2021
6	Clemson (5) vs. LSU (1)	New Orleans	Jan. 13, 2020
6	Clemson (5) vs. Alabama (1)	Tampa	Jan. 9, 2017

FEWEST PASSES BROKEN UP, SINGLE-GAME

NO.	TEAMS	GAME	DATE
2	Georgia (1) vs. Oklahoma (1)	Semifinal (Rose)	Jan. 1, 2018
2	Washington (1) vs. Alabama (1)	Semifinal (Peach)	Dec. 31, 2016
3	Georgia (2) vs. Michigan (1)	Semifinal (Orange)	Dec. 31, 2021
4	Notre Dame (2) vs. Alabama (2)	Semifinal (Rose)	Jan. 1, 2021
4	Alabama (4) vs. Georgia (0)	NCG (Atlanta)	Jan. 8, 2018
4	Ohio State (3) vs. Oregon (1)	NCG (North Texas)	Jan. 12, 2015

COLLEGE FOOTBALL PLAYOFF

THE LAST TIME IN THE CFP NATIONAL CHAMPIONSHIP

TEAM

An ACC team won:

2019 Bay Area, Clemson (44-16 vs. Alabama)

A Big 12 team won:

N/A

A Big Ten team won:

2024 Houston, Michigan (34-13 vs. Washington)

A Pac-12 team won:

N/A

An SEC team won:

2023 Los Angeles, Georgia (65-7 vs. TCU)

An AAC team won:

N/A

A Conference USA team won:

N/A

A MAC team won:

N/A

A Mountain West team won:

N/A

A Sun Belt team won:

N/A

An Independent won:

N/A

A Service Academy won:

N/A

A winning team scored fewer than 10 points:

N/A

A winning team scored 10-19 points:

N/A

A winning team scored 20-29 points:

2018 Atlanta, Alabama (26-23 vs. Georgia)

A winning team scored 30-39 points:

2024 Houston, Michigan (34-13 vs. Washington)

A winning team scored 40-49 points:

2020 New Orleans, LSU (42-25 vs. Clemson)

A winning team scored 50-59 points:

2021 Miami, Alabama (52-24 vs. Ohio State)

A winning team scored 50+ points:

2023 Los Angeles, Georgia (65-7 vs. TCU)

A losing team scored 40+ points:

2016 Arizona, Clemson (40-45 vs. Alabama)

A losing team scored 30-39 points:

2017 Tampa, Alabama (31-35 vs. Clemson)

A losing team scored 20-29 points:

2021 Miami, Ohio State (24-52 vs. Alabama)

A losing team scored 10-19 points:

2024 Houston, Washington (13-34 vs. Michigan)

A losing team scored fewer than 10 points:

2023 Los Angeles, TCU (7-65 vs. Georgia)

A team was shut out:

N/A

A team was shut out in a half:

2023 Los Angeles, TCU (second half vs. Georgia)

A winning team trailed at halftime:

2022 Indianapolis, Georgia (6-9 vs. Alabama; won 33-18)

A winning team trailed entering the fourth quarter:

2018 Atlanta, Alabama (10-20 vs. Georgia; won 26-23 OT)

A team scored 21+ points in a quarter:

2023 Los Angeles, Georgia (21 in second quarter vs. TCU)

A team scored 28+ points in a half:

2023 Los Angeles, Georgia (38 points in first half vs. TCU)

Both teams combined for 30+ points in a quarter:

2021 Miami, 38 points in second quarter (Alabama 28, Ohio State 10)

Both teams combined for 40-49 points in a half:

2023 Los Angeles, 45 points in first half (Georgia 38, TCU 7)

Both teams combined for 50+ points in a half:

2021 Miami, 52 points in first half (Alabama 35, Ohio State 17)

Both teams combined for 60-69 points in a game:

2020 New Orleans, 67 points (LSU 42, Clemson 25)

Both teams combined for 70-79 points in a game:

2023 Los Angeles, 72 points (Georgia 65, TCU 7)

Both teams combined for 80-89 points in a game:

2016 Arizona, 85 points (Alabama 45, Clemson 40)

Both teams combined for 90+ points in a game:

N/A

A team had a 300-yard passer, 100-yard rusher, and 100-yard receiver:

2020 New Orleans, LSU (Joe Burrow 463 yards passing, Clyde Edwards-Helaire 110 yards rushing, Ja'Marr Chase 221 yards receiving, Justin Jefferson 106 yards receiving)

A team had two 100-yard rushers:

2024 Houston, Michigan (Blake Corum 134 yards, Donovan Edwards 104 yards)

A team had three 100-yard rushers:

N/A

A team had two 100-yard receivers:

2020 New Orleans, LSU (Ja'Marr Chase 221 yards, Justin Jefferson 106 yards)

A team had three 100-yard receivers:

N/A

A team had two players score two rushing touchdowns:

2024 Houston, Michigan (Blake Corum and Donovan Edwards)

A team had two players score three rushing touchdowns:

N/A

A team had two players catch two touchdowns:

2020 New Orleans, LSU (Ja'Marr Chase and Thaddeus Moss)

A team had two players catch three touchdowns:

N/A

COLLEGE FOOTBALL PLAYOFF

THE LAST TIME IN THE CFP NATIONAL CHAMPIONSHIP

INDIVIDUAL

100–199 Yards Rushing:

2024 Houston, Blake Corum, Michigan - 134 yards vs. Washington; Donovan Edwards, Michigan - 104 yards vs. Washington

100+ Yards Rushing by a Quarterback:
N/A**200–299 Yards Rushing:**

2015 North Texas, Ezekiel Elliott, Ohio State - 245 yards vs. Oregon

100-199 Yards Receiving:

2023 Los Angeles, Brock Bowers, Georgia - 152 yards vs. TCU; Derius Davis, TCU - 101 yards vs. Georgia

200-299 Yards Receiving:

2021 Miami, DeVonta Smith, Alabama - 215 yards vs. Ohio State

300-399 Yards Passing:

2023 Los Angeles, Stetson Bennett, Georgia - 304 yards vs. TCU

400+ Yards Passing:

2021 Miami, Mac Jones, Alabama - 464 yards vs. Ohio State

Rushing Touchdown by a Quarterback:

2023 Los Angeles, Stetson Bennett, Georgia (2) vs. TCU; Max Duggan, TCU (1) vs. Georgia

Passing Touchdown by a Wide Receiver:
N/A**Passing Touchdown by a Running Back:**
N/A**Touchdown on a Kick Return:**

2016 Arizona, Kenyan Drake, Alabama - 95 yards vs. Clemson

Touchdown on a Punt Return:
N/A**Touchdown on an Interception Return:**

2022 Indianapolis, Kelee Ringo, Georgia - 79 yards vs. Alabama

Touchdown on a Fumble Return:
N/A**Touchdown on a Blocked Punt:**
N/A**Two Touchdowns Rushing:**

2024 Houston, Blake Corum, Michigan vs. Washington; Donovan Edwards, Michigan vs. Washington

Three Touchdowns Rushing:

2016 Arizona, Derrick Henry, Alabama vs. Clemson

Four Touchdowns Rushing:

2015 North Texas, Ezekiel Elliott, Ohio State vs. Oregon

Two Touchdowns Receiving:

2023 Los Angeles, Ladd McConkey, Georgia vs. TCU

Three Touchdowns Receiving:

2021 Miami, DeVonta Smith, Alabama vs. Ohio State

Four Touchdowns Receiving:
N/A**Two Touchdowns Passing:**

2022 Indianapolis, Stetson Bennett, Georgia vs. Alabama

Three Touchdowns Passing:

2019 Bay Area, Trevor Lawrence, Clemson vs. Alabama

Four Touchdowns Passing:

2023 Los Angeles, Stetson Bennett, Georgia vs. TCU

Five Touchdowns Passing:

2021 Miami, Mac Jones, Alabama vs. Ohio State

Six Touchdowns Passing:
N/A**Seven Touchdowns Passing:**
N/A**Touchdown Run 30–39 Yards:**

2020 New Orleans, Tee Higgins, Clemson - 36 yards vs. LSU

Touchdown Run 40–49 Yards:

2024 Houston, Donovan Edwards - 46 yards vs. Washington; Donovan Edwards, Michigan - 41 yards vs. Washington

Touchdown Run 50–59 Yards:

2016 Arizona, Derrick Henry, Alabama - 50 yards vs. Clemson

Touchdown Run 60–69 Yards:
N/A**Touchdown Run 70–79 Yards:**
N/A**Touchdown Run 80+ Yards:**
N/A**Touchdown Catch 10–24 Yards:**

2023 Los Angeles, Adonai Mitchell, Georgia - 22 yards vs. TCU; Brock Bowers, Georgia - 22 yards vs. TCU; Ladd McConkey, Georgia - 14 yards vs. TCU

Touchdown Catch 25–29 Yards:

2021 Miami, Najee Harris, Alabama - 26 yards vs. Ohio State

Touchdown Catch 30–39 Yards:

2023 Los Angeles, Ladd McConkey, Georgia - 37 yards vs. TCU

Touchdown Catch 40–49 Yards:

2022 Indianapolis, Adonai Mitchell, Georgia - 40 yards vs. Alabama

Touchdown Catch 50–59 Yards:

2020 New Orleans, Ja'Marr Chase, LSU - 52 yards vs. Clemson

Touchdown Catch 60–69 Yards:

2019 Bay Area, Jerry Jeudy, Alabama - 62 yards vs. Clemson

Touchdown Catch 70–79 Yards:

2019 Bay Area, Justyn Ross, Clemson - 74 yards vs. Alabama

Touchdown Catch 80+ Yards:

2018 Atlanta, Mecole Hardman, Georgia - 80 yards vs. Alabama

Field Goal 50+ Yards:

2020 New Orleans, B.T. Potter, Clemson - 52 yards vs. LSU

Field Goal 40–49 Yards:

2024 Houston, Grady Gross, Washington - 45 yards vs. Michigan

Field Goal 30–39 Yards:

2024 Houston, James Turner, Michigan - 38 yards and 31 yards vs. Washington

Three Field Goals:

2018 Atlanta, Rodrigo Blankenship, Georgia - 41, 27 and 51 yards vs. Alabama

Four Field Goals:

2022 Indianapolis, Will Reichard, Alabama - 37, 45, 37 and 21 yards vs. Georgia

A Successful Two-Point Conversion Attempt:

2020 New Orleans, Amari Rodgers, Clemson (pass from Trevor Lawrence) vs. LSU

Punt 60–69 Yards:
N/A**Punt 70+ Yards:**
N/A**A Defensive Safety:**
N/A**A Blocked Punt for a Safety:**
N/A**A Blocked PAT for a Safety:**
N/A**A Quarterback Named Offensive Player of the Game:**

2023 Los Angeles, Stetson Bennett, Georgia

A Wide Receiver Named Offensive Player of the Game:

2021 Miami, DeVonta Smith, Alabama

A Running Back Named Offensive Player of the Game:

2024 Houston, Blake Corum, Michigan

A Tight End Named Offensive Player of the Game:

2016 Arizona, O.J. Howard, Alabama

A Linebacker Named Defensive Player of the Game:

2020 New Orleans, Patrick Queen, LSU

A Defensive Back Named Defensive Player of the Game:

2024 Houston, Will Johnson, Michigan

A Defensive End Named Defensive Player of the Game:

N/A

A Defensive Lineman Named Defensive Player of the Game:

2021 Miami, Christian Barmore, Alabama

COLLEGE FOOTBALL PLAYOFF

THE LAST TIME IN THE PLAYOFF SEMIFINALS

TEAM

An ACC team won:

2019 Fiesta Bowl, Clemson (29-23 vs. Ohio State)

A Big 12 team won:

2022 Fiesta Bowl, TCU (51-45 vs. Michigan)

A Big Ten team won:

2024 Rose Bowl Game, Michigan (27-20 OT vs. Alabama)

A Pac-12 team won:

2024 Sugar Bowl, Washington (37-31 vs. Texas)

An SEC team won:

2022 Peach Bowl, Georgia (42-41 vs. Ohio State)

An AAC team won:

N/A

A Conference USA team won:

N/A

A MAC team won:

N/A

A Mountain West team won:

N/A

A Sun Belt team won:

N/A

An Independent won:

N/A

A Service Academy won:

N/A

A winning team scored fewer than 10 points:

N/A

A winning team scored 10-19 points:

N/A

A winning team scored 20-29 points:

2024 Rose Bowl Game, Michigan (27-20 OT vs. Alabama)

A winning team scored 30-39 points:

2024 Sugar Bowl, Washington (37-31 vs. Texas)

A winning team scored 40-49 points:

2022 Peach Bowl, Georgia (42-41 vs. Ohio State)

A winning team scored 50+ points:

2022 Fiesta Bowl, TCU (51-45 vs. Michigan)

A losing team scored 40+ points:

2022 Fiesta Bowl, Michigan (45-51 vs. TCU);
Peach Bowl, Ohio State (41-42 vs. Georgia)

A losing team scored 30-39 points:

2024 Sugar Bowl, Texas (31-37 vs. Washington)

A losing team scored 20-29 points:

2024 Rose Bowl Game, Alabama (20-27 OT vs. Michigan)

A losing team scored 10-19 points:

2021 Orange Bowl, Michigan (11-34 vs. Georgia)

A losing team scored fewer than 10 points:

2021 Cotton Bowl, Cincinnati (6-27 vs. Alabama)

A team was shut out:

2016 Fiesta Bowl, Ohio State (0-31 vs. Clemson)

A team was shut out in a half:

2018 Cotton Bowl, Notre Dame (second half)

A winning team trailed at halftime:

2022 Peach Bowl, Georgia (24-28 vs. Ohio State, won 42-41)

A winning team trailed entering the fourth quarter:

2022 Peach Bowl, Georgia (24-38 vs. Ohio State, won 42-41)

A team scored 21+ points in a quarter:

2022 Fiesta Bowl, Michigan (24 in fourth quarter vs. TCU); Peach Bowl, Ohio State (21 in second quarter vs. Georgia)

A team scored 28+ points in a half:

2022 Fiesta Bowl, Michigan (39 points in second half vs. TCU); Fiesta Bowl, TCU (30 points in second half vs. Michigan); Peach Bowl, Ohio State (28 points in first half vs. Georgia)

Both teams combined for 30+ points in a quarter:

2022 Fiesta Bowl, 44 points in third quarter (Michigan 24, TCU 20); Peach Bowl, 38 points in second quarter (Ohio State 21, Georgia 17)

Both teams combined for 40-49 points in a half:

2024 Sugar Bowl, 42 points in first half (Washington 21, Texas 21)

Both teams combined for 50+ points in a half:

2019 Peach Bowl, 63 points in first half (LSU 49, Oklahoma 14)

Both teams combined for 60-69 points in a game:

2024 Sugar Bowl, 68 points (Washington 37, Texas 31)

Both teams combined for 70-79 points in a game:

2021 Sugar Bowl, 77 points (Ohio State 49, Clemson 28)

Both teams combined for 80-89 points in a game:

2022 Peach Bowl, 83 points (Georgia 42, Ohio State 41)

Both teams combined for 90+ points in a game:

2022 Fiesta Bowl, 96 points (TCU 51, Michigan 45)

A team had a 300-yard passer, 100-yard rusher, and 100-yard receiver:

2022 Fiesta Bowl, Michigan (J.J. McCarthy 343 yards passing, Donovan Edwards 119 yards rushing, Ronnie Bell 135 yards receiving, Roman Wilson 104 yards receiving)

A team had two 100-yard rushers:

2018 Rose Bowl Game, Georgia (Sony Michel 181 yards, Nick Chubb 145 yards)

A team had three 100-yard rushers:

N/A

A team had two 100-yard receivers:

2024 Sugar Bowl, Washington (Rome Odunze 125 yards, Ja'Lynn Polk 122 yards)

A team had three 100-yard receivers:

N/A

A team had two players score two rushing touchdowns:

2018 Rose Bowl Game, Georgia (Sony Michel and Nick Chubb)

A team had two players score three rushing touchdowns:

N/A

A team had two players catch two touchdowns:

2021 Sugar Bowl, Ohio State (Chris Olave and Jeremy Ruckert)

A team had two players catch three touchdowns:

N/A

COLLEGE FOOTBALL PLAYOFF

THE LAST TIME IN THE PLAYOFF SEMIFINALS

INDIVIDUAL

100-199 Yards Rushing:

2022 Fiesta Bowl, Emari Demarcado, TCU - 150 yards vs. Michigan; Fiesta Bowl, Donovan Edwards, Michigan - 119 yards vs. TCU

100+ Yards Rushing by a Quarterback:

2019 Fiesta Bowl, Trevor Lawrence, Clemson - 107 yards vs. Ohio State

200-299 Yards Rushing:

2021 Cotton Bowl, Brian Robinson Jr., Alabama - 204 yards vs. Cincinnati

100-199 Yards Receiving:

2024 Sugar Bowl, Rome Odunze, Washington - 125 yards vs. Texas; Sugar Bowl, Ja'Lynn Polk, Washington - 122 yards vs. Texas

200-299 Yards Receiving:

2019 Peach, Justin Jefferson, LSU - 227 yards vs. Oklahoma

300-399 Yards Passing:

2024 Sugar Bowl, Quinn Ewers, Texas - 318 yards vs. Washington

400+ Yards Passing:

2024 Sugar Bowl, Michael Penix Jr., Washington - 430 yards vs. Texas

Rushing Touchdown by a Quarterback:

2022 Fiesta Bowl, Max Duggan, TCU (2) vs. Michigan; Fiesta Bowl, J.J. McCarthy, Michigan (1) vs. TCU; Peach Bowl, Stetson Bennett, Georgia (1) vs. Ohio State

Passing Touchdown by a Wide Receiver:

2015 Sugar Bowl, Evan Spencer, Ohio State - 13 yards vs. Alabama

Passing Touchdown by a Running Back:

2021 Orange Bowl, Kenny McIntosh, Georgia - 18 yards vs. Michigan

Touchdown on a Kick Return:

N/A

Touchdown on a Punt Return:

2015 Cotton Bowl, Cyrus Jones, Alabama - 57 yards vs. Michigan State

Touchdown on an Interception Return:

2022 Fiesta Bowl, Bud Clark, TCU - 41 yards vs. Michigan; Fiesta Bowl, Dee Winters, TCU - 29 yards vs. Michigan

Touchdown on a Fumble Return:

2015 Rose Bowl Game, Tony Washington, Oregon - 58 yards vs. Florida State

Touchdown on a Blocked Punt:

N/A

Two Touchdowns Rushing:

2024 Sugar Bowl, Dillon Johnson, Washington vs. Texas; 2024 Rose Bowl Game, Jase McClellin, Alabama vs. Michigan

Three Touchdowns Rushing:

2018 Rose Bowl Game, Sony Michel, Georgia vs. Oklahoma

Four Touchdowns Rushing:

N/A

Two Touchdowns Receiving:

2022 Peach Bowl, Marvin Harrison Jr., Ohio State vs. Georgia

Three Touchdowns Receiving:

2021 Rose Bowl Game, DeVonta Smith, Alabama vs. Notre Dame

Four Touchdowns Receiving:

2019 Peach Bowl, Justin Jefferson, LSU vs. Oklahoma

Two Touchdowns Passing:

2024 Sugar Bowl, Michael Penix Jr., Washington vs. Texas

Three Touchdowns Passing:

2024 Rose Bowl Game, J.J. McCarthy, Michigan vs. Alabama

Four Touchdowns Passing:

2022 Peach Bowl, C.J. Stroud, Ohio State vs. Georgia

Five Touchdowns Passing:

N/A

Six Touchdowns Passing:

2021 Sugar Bowl, Justin Fields, Ohio State vs. Clemson

Seven Touchdowns Passing:

2019 Peach Bowl, Joe Burrow, LSU vs. Oklahoma

Touchdown Run 10-24 Yards:

2024 Rose Bowl Game, Blake Corum, Michigan - 17 yards vs. Alabama

Touchdown Run 25-29 Yards:

2022 Peach Bowl, Kenny McIntosh, Georgia - 25 yards vs. Ohio State

Touchdown Run 30-39 Yards:

2024 Rose Bowl Game, Jase McClellin, Alabama - 34 yards vs. Michigan

Touchdown Run 40-49 Yards:

N/A

Touchdown Run 50-59 Yards:

N/A

Touchdown Run 60-69 Yards:

2020 Fiesta Bowl, J.K. Dobbins, Ohio State - 68 yards vs. Clemson; Fiesta Bowl, Trevor Lawrence, Clemson - 67 yards vs. Ohio State

Touchdown Run 70-79 Yards: N/A**Touchdown Run 80+ Yards:**

2015 Sugar Bowl, Ezekiel Elliott, Ohio State - 85 yards vs. Alabama

Touchdown Catch 10-24 Yards:

2024 Sugar Bowl, Jalen McMillan, Washington - 19 yards vs. Texas

Touchdown Catch 25-29 Yards:

2024 Sugar Bowl, Ja'Lynn Polk, Washington - 29 yards vs. Texas

Touchdown Catch 30-39 Yards:

2024 Rose Bowl Game, Tyler Morris, Michigan - 38 yards vs. Alabama

Touchdown Catch 40-49 Yards:

2021 Cotton Bowl, Ja'Corey Brooks, Alabama - 44 yards vs. Cincinnati

Touchdown Catch 50-59 Yards:

2021 Orange Bowl, Jermaine Burton, Georgia - 57 yards vs. Michigan

Touchdown Catch 60-69 Yards:

2019 Peach Bowl, Thaddeus Moss, LSU - 62 yards vs. Oklahoma

COLLEGE FOOTBALL PLAYOFF

THE LAST TIME IN THE PLAYOFF SEMIFINALS

Touchdown Catch 70-79 Yards:

2022 Fiesta Bowl, Quentin Johnston, TCU - 76 yards vs. Michigan; Peach Bowl, Arian Smith, Georgia - 76 yards vs. Ohio State

Touchdown Catch 80+ Yards:

N/A

Field Goal 50+ Yards:

2024 Rose Bowl Game, Will Reichard, Alabama - 52 yards vs. Michigan; Rose Bowl Game, Will Reichard, Alabama - 50 yards vs. Michigan

Field Goal 40-49 Yards:

2024 Sugar Bowl, Grady Gross, Washington - 40 yards vs. Texas

Field Goal 30-39 Yards:

2022 Fiesta Bowl, Griffin Kell, TCU - 33 yards vs. Michigan; Peach Bowl, Jack Podlesny, Georgia - 32 yards vs. Ohio State; Peach Bowl, Jack Podlesny, Georgia - 31 yards vs. Ohio State

Three Field Goals:

2024 Sugar Bowl, Grady Gross, Washington - 26 yards, 40 yards and 27 yards vs. Texas

Four Field Goals:

N/A

A Successful Two-Point Conversion Attempt:

2022 Fiesta Bowl, J.J. McCarthy, Michigan (rush) vs. TCU; Fiesta Bowl, Ronnie Bell, Michigan (catch) vs. TCU; Peach Bowl, Ladd McConkey, Georgia (catch) vs. Ohio State

Punt 60-69 Yards:

2024 Rose Bowl Game, James Burnip, Alabama - 62 yards vs. Michigan

Punt 70+ Yards:

2015 Sugar Bowl, JK Scott, Alabama - 73 yards vs. Ohio State

A Defensive Safety:

N/A

A Blocked Punt for a Safety:

N/A

A Blocked PAT for a Safety:

N/A

A Quarterback Named Offensive Player of the Game:

2024 Sugar Bowl, Michael Penix Jr., Washington; Rose Bowl Game, J.J. McCarthy, Michigan

A Wide Receiver Named Offensive Player of the Game:

2022 Fiesta Bowl, Quentin Johnston, TCU

A Running Back Named Offensive Player of the Game:

2021 Cotton Bowl, Brian Robinson Jr., Alabama

A Tight End Named Offensive Player of the Game:

N/A

A Linebacker Named Defensive Player of the Game:

2024 Sugar Bowl, Bralen Trice, Washington

A Defensive Back Named Defensive Player of the Game:

2022 Peach Bowl, Javon Bullard, Georgia

A Defensive End Named Defensive Player of the Game:

2018 Cotton Bowl, Austin Bryant, Clemson

A Defensive Lineman Named Defensive Player of the Game:

2024 Rose Bowl Game, Mason Graham, Michigan

COMEBACKS IN THE COLLEGE FOOTBALL PLAYOFF

In 30 College Football Playoff games to date (including both the Playoff Semifinals and national championship games), the winning team has rallied from deficits on 16 total occasions, including 13 comebacks of seven points or more. The eventual national champion has trailed at one point in seven of the last 10 national championship games.

Largest comeback at any point in the second half (14):

- Georgia vs. Oklahoma (2018 Playoff Semifinal at the Rose Bowl Game), as the Bulldogs trailed 31-17 at halftime.
- Georgia vs. Ohio State (2022 Playoff Semifinal at the Peach Bowl), as the Buckeyes made a field goal with 0:31 left in the third quarter to extend its lead over the Bulldogs to 38-24.

Largest comeback at any point in the fourth quarter (10):

- Clemson vs. Alabama (2017 CFP National Championship in Tampa), as the Tigers trailed 24-14 at the start.
- Georgia vs. Ohio State (2022 Playoff Semifinal at the Peach Bowl), as the Buckeyes made a field goal with 0:31 left in the third quarter to extend its lead over the Bulldogs to 38-24. UGA narrowed the gap by three points with a fourth quarter field goal (10:14).

COMEBACKS IN THE PLAYOFF SEMIFINALS

PTS	DATE	GAME	TEAM	OPPONENT	TRAILED BY	RESULT
17	Jan. 1, 2018	Rose Bowl Game	Georgia	vs. Oklahoma	14-31 (0:06, 2Q)	W 54-48 (2OT)
16	Dec. 28, 2019	Fiesta Bowl	Clemson	vs. Ohio State	0-16 (7:20, 2Q)	W 29-23
15	Jan. 1, 2015	Sugar Bowl	Ohio State	vs. Alabama	6-21 (8:07, 2Q)	W 42-35
14	Dec. 31, 2022	Peach Bowl	Georgia	vs. Ohio State	24-38 (0:31, 3Q) 7-21 (10:56, 2Q)	W 42-41
7	Jan. 1, 2024	Rose Bowl Game	Michigan	vs. Alabama	13-20 (4:41, 4Q)	W 27-20 (OT)
7	Jan. 1, 2021	Sugar Bowl	Ohio State	vs. Clemson	7-14 (5:01, 2Q)	W 49-28
7	Dec. 31, 2016	Peach Bowl	Alabama	vs. Washington	0-7 (8:01, 1Q)	W 24-7
7	Dec. 31, 2015	Orange Bowl	Clemson	vs. Oklahoma	0-7 (11:16, 1Q)	W 37-17
3	Jan. 1, 2015	Rose Bowl Game	Oregon	vs. Florida State	0-3 (9:06, 1Q)	W 59-20

COMEBACKS IN THE CFP NATIONAL CHAMPIONSHIP

PTS	DATE	GAME	TEAM	OPPONENT	TRAILED BY	RESULT
14	Jan. 9, 2017	Tampa	Clemson	vs. Alabama	0-14 (10:42, 2Q)	W 35-31
13	Jan. 8, 2018	Atlanta	Alabama	vs. Georgia	7-20 (6:52, 3Q)	W 26-23 (OT)
10	Jan. 13, 2020	New Orleans	LSU	vs. Clemson	7-17 (10:38, 2Q)	W 42-25
7	Jan. 11, 2016	Arizona	Alabama	vs. Clemson	7-14 (0:00, 1Q)	W 45-40
7	Jan. 12, 2015	North Texas	Ohio State	vs. Oregon	0-7 (12:21, 1Q)	W 42-20
6	Jan. 10, 2022	Indianapolis	Georgia	vs. Alabama	3-9 (7:07, 2Q)	W 33-18
2	Jan. 7, 2019	Bay Area	Clemson	vs. Alabama	14-16 (14:18, 2Q)	W 44-16

COLLEGE FOOTBALL PLAYOFF

ALL-TIME OVERTIME GAMES AND SHUTOUTS IN THE CFP

ALL-TIME OVERTIME GAMES IN THE PLAYOFF SEMIFINALS

DATE	GAME	WINNING TEAM	OPPONENT	RESULT
Jan. 1, 2018	Rose Bowl Game	Georgia	vs. Oklahoma	W 54-48 (2OT)
Jan. 1, 2024	Rose Bowl Game	Michigan	vs. Alabama	W 27-20 (OT)

ALL-TIME OVERTIME GAMES IN THE CFP NATIONAL CHAMPIONSHIP

DATE	GAME	WINNING TEAM	OPPONENT	RESULT
Jan. 8, 2018	Atlanta	Alabama	vs. Georgia	W 26-23 (OT)

ALL-TIME SHUTOUTS IN THE PLAYOFF SEMIFINALS

DATE	GAME	WINNING TEAM	OPPONENT	RESULT
Dec. 31, 2015	Cotton Bowl Classic	Alabama	vs. Michigan State	W 38-0
Dec. 31, 2016	Fiesta Bowl	Clemson	vs. Ohio State	W 31-0

ALL-TIME SHUTOUTS IN THE CFP NATIONAL CHAMPIONSHIP

DATE	GAME	WINNING TEAM	OPPONENT	RESULT
--	--	--	--	--

ATTENDANCE RECORDS IN THE COLLEGE FOOTBALL PLAYOFF

ALL-TIME ATTENDANCE IN THE PLAYOFF SEMIFINALS

GAME	RESULT	DATE	ATTENDANCE
Rose	No. 1 Michigan 27, No. 4 Alabama 20 (OT)	January 1, 2024	96,371
Rose	No. 3 Georgia 54, No. 2 Oklahoma 48 (2OT)	January 1, 2018	92,844
Rose	No. 2 Oregon 59, No. 3 Florida State 20	January 1, 2015	91,322
Cotton	No. 2 Alabama 38, No. 3 Michigan State 0	December 31, 2015	82,812
Peach	No. 1 Georgia 42, No. 4 Ohio State 41	December 31, 2022	79,330
Peach	No. 1 LSU 63, No. 4 Oklahoma 28	December 28, 2019	78,347
Cotton	No. 1 Alabama 27, No. 4 Cincinnati 6	December 31, 2021	76,313
Peach	No. 1 Alabama 24, No. 4 Washington 7	December 31, 2016	75,996
Sugar	No. 4 Ohio State 42, No. 1 Alabama 35	January 1, 2015	74,682
Sugar	No. 4 Alabama 24, No. 1 Clemson 6	January 1, 2018	72,360
Cotton	No. 2 Clemson 30, No. 3 Notre Dame 3	December 29, 2018	72,183
Fiesta	No. 3 TCU 51, No. 2 Michigan 45	December 31, 2022	71,723
Fiesta	No. 3 Clemson 29, No. 2 Ohio State 23	December 28, 2019	71,330
Fiesta	No. 2 Clemson 31, No. 3 Ohio State 0	December 31, 2016	71,279
Sugar	No. 2 Washington 37, No. 3 Texas 31	January 1, 2024	68,791
Orange	No. 1 Clemson 37, No. 4 Oklahoma 17	December 31, 2015	67,615
Orange	No. 3 Georgia 34, No. 2 Michigan 11	December 31, 2021	66,839
Orange	No. 1 Alabama 45, No. 4 Oklahoma 34	December 29, 2018	66,203
Rose*	No. 1 Alabama 31, No. 4 Notre Dame 14	January 1, 2021	18,373
Sugar	No. 3 Ohio State 49, No. 2 Clemson 28	January 1, 2021	3,000

* 2021 Playoff Semifinal at the Rose Bowl Game was played at AT&T Stadium in Arlington, Texas

ALL-TIME ATTENDANCE IN THE CFP NATIONAL CHAMPIONSHIP

GAME	RESULT	DATE	ATTENDANCE
North Texas	No. 4 Ohio State 42, No. 2 Oregon 20	January 12, 2015	85,689
Atlanta	No. 4 Alabama 26, No. 3 Georgia 23 (OT)	January 8, 2018	77,430
New Orleans	No. 1 LSU 42, No. 3 Clemson 25	January 13, 2020	76,885
Arizona	No. 2 Alabama 45, No. 1 Clemson 40	January 11, 2016	75,765
Bay Area	No. 2 Clemson 44, No. 1 Alabama 16	January 7, 2019	74,814
Tampa	No. 2 Clemson 35, No. 1 Alabama 31	January 9, 2017	74,512
Houston	No. 1 Michigan 34, No. 2 Washington 13	January 8, 2024	72,808
Los Angeles	No. 1 Georgia 65, No. 3 TCU 7	January 9, 2023	72,628
Indianapolis	No. 3 Georgia 33, No. 1 Alabama 18	January 10, 2022	68,311
Miami	No. 1 Alabama 52, No. 3 Ohio State 24	January 11, 2021	14,926^

Reduced capacity at Hard Rock Stadium in Miami Gardens, Florida due to COVID-19 precautions

COLLEGE FOOTBALL PLAYOFF

GAME DURATION IN THE COLLEGE FOOTBALL PLAYOFF

ALL-TIME GAME DURATION IN THE PLAYOFF SEMIFINALS

GAME	TEAMS	DATE	DURATION
Rose	No. 3 Georgia 54, No. 2 Oklahoma 48 (2OT)	January 1, 2018	4:05
Fiesta	No. 3 TCU 51, No. 2 Michigan 45	December 31, 2022	3:55
Sugar	No. 2 Washington 37, No. 3 Texas 31	January 1, 2024	3:50
Fiesta	No. 3 Clemson 29, No. 2 Ohio State 23	December 28, 2019	3:41
Orange	No. 1 Clemson 37, No. 4 Oklahoma 17	December 31, 2015	3:41
Sugar	No. 4 Ohio State 42, No. 1 Alabama 35	January 1, 2015	3:41
Peach	No. 1 Georgia 42, No. 4 Ohio State 41	December 31, 2022	3:40
Sugar	No. 3 Ohio State 49, No. 2 Clemson 28	January 1, 2021	3:40
Orange	No. 1 Alabama 45, No. 4 Oklahoma 34	December 29, 2018	3:37
Rose	No. 2 Oregon 59, No. 3 Florida State 20	January 1, 2015	3:37
Peach	No. 1 LSU 63, No. 4 Oklahoma 28	December 28, 2019	3:35
Rose	No. 1 Michigan 27, No. 4 Alabama 20 (OT)	January 1, 2024	3:32
Cotton	No. 2 Clemson 30, No. 3 Notre Dame 3	December 29, 2018	3:31
Fiesta	No. 2 Clemson 31, No. 3 Ohio State 0	December 31, 2016	3:23
Peach	No. 1 Alabama 24, No. 4 Washington 7	December 31, 2016	3:22
Orange	No. 3 Georgia 34, No. 2 Michigan 11	December 31, 2021	3:19
Sugar	No. 4 Alabama 24, No. 1 Clemson 6	January 1, 2018	3:19
Cotton	No. 2 Alabama 38, No. 3 Michigan State 0	December 31, 2015	3:19
Cotton	No. 1 Alabama 27, No. 4 Cincinnati 6	December 31, 2021	3:18
Rose	No. 1 Alabama 31, No. 4 Notre Dame 14	January 1, 2021	3:13

ALL-TIME GAME DURATION IN THE CFP NATIONAL CHAMPIONSHIP

GAME	TEAMS	DATE	DURATION
Tampa	No. 2 Clemson 35, No. 1 Alabama 31	January 9, 2017	4:08
New Orleans	No. 1 LSU 42, No. 3 Clemson 25	January 13, 2020	3:56
Atlanta	No. 4 Alabama 26, No. 3 Georgia 23 (OT)	January 8, 2018	3:50
Arizona	No. 2 Alabama 45, No. 1 Clemson 40	January 11, 2016	3:45
Indianapolis	No. 3 Georgia 33, No. 1 Alabama 18	January 10, 2022	3:41
North Texas	No. 4 Ohio State 42, No. 2 Oregon 20	January 12, 2015	3:37
Miami	No. 1 Alabama 52, No. 3 Ohio State 24	January 11, 2021	3:32
Bay Area	No. 2 Clemson 44, No. 1 Alabama 16	January 7, 2019	3:27
Houston	No. 1 Michigan 34, No. 2 Washington 13	January 8, 2024	3:24
Los Angeles	No. 1 Georgia 65, No. 3 TCU 7	January 9, 2023	3:11

COLLEGE FOOTBALL PLAYOFF

TV VIEWERSHIP IN THE COLLEGE FOOTBALL PLAYOFF

ALL-TIME TV VIEWERSHIP IN THE PLAYOFF SEMIFINALS

GAME	RESULT	DATE	TV VIEWERSHIP
Sugar	No. 4 Ohio State 42, No. 1 Alabama 35	January 1, 2015	28,271,000
Rose	No. 2 Oregon 59, No. 3 Florida State 20	January 1, 2015	28,164,000
Rose	No. 1 Michigan, 27, No. 4 Alabama 20 (OT)	January 1, 2024	27,685,000
Rose	No. 3 Georgia 54, No. 2 Oklahoma 48 (2OT)	January 1, 2018	27,114,000
Peach	No. 1 Georgia 42, No. 4 Ohio State 41	December 31, 2022	22,447,000
Fiesta	No. 3 TCU 51, No. 2 Michigan 45	December 31, 2022	21,701,000
Sugar	No. 4 Alabama 24, No. 1 Clemson 6	January 1, 2018	21,639,000
Fiesta	No. 3 Clemson 29, No. 2 Ohio State 23	December 28, 2019	21,522,000
Sugar	No. 3 Ohio State 49, No. 2 Clemson 28	January 1, 2021	19,541,000
Orange	No. 1 Alabama 45, No. 4 Oklahoma 34	December 29, 2018	19,389,000
Peach	No. 1 Alabama 24, No. 4 Washington 7	December 31, 2016	19,361,000
Rose	No. 1 Alabama 31, No. 4 Notre Dame 14	January 1, 2021	19,271,000
Fiesta	No. 2 Clemson 31, No. 3 Ohio State 0	December 31, 2016	19,250,000
Sugar	No. 2 Washington 37, No. 3 Texas 31	January 1, 2024	18,738,000
Cotton	No. 2 Alabama 38, No. 3 Michigan State 0	December 31, 2015	18,641,000
Peach	No. 1 LSU 63, No. 4 Oklahoma 28	December 28, 2019	17,482,000
Orange	No. 3 Georgia 34, No. 2 Michigan 11	December 31, 2021	17,192,000
Cotton	No. 2 Clemson 30, No. 3 Notre Dame 3	December 29, 2018	17,099,000
Cotton	No. 1 Alabama 27, No. 4 Cincinnati 6	December 31, 2021	16,647,000
Orange	No. 1 Clemson 37, No. 4 Oklahoma 17	December 31, 2015	15,730,000

ALL-TIME TV VIEWERSHIP IN THE CFP NATIONAL CHAMPIONSHIP

GAME	RESULT	DATE	TV VIEWERSHIP
North Texas	No. 4 Ohio State 42, No. 2 Oregon 20	January 12, 2015	33,917,000
Atlanta	No. 4 Alabama 26, No. 3 Georgia 23 (OT)	January 8, 2018	28,769,000
New Orleans	No. 1 LSU 42, No. 3 Clemson 25	January 13, 2020	26,175,000
Arizona	No. 2 Alabama 45, No. 1 Clemson 40	January 11, 2016	26,125,000
Bay Area	No. 2 Clemson 44, No. 1 Alabama 16	January 7, 2019	25,678,000
Tampa	No. 2 Clemson 35, No. 1 Alabama 31	January 9, 2017	25,297,000
Houston	No. 1 Michigan 34, No. 2 Washington 13	January 8, 2024	25,023,000
Indianapolis	No. 3 Georgia 33, No. 1 Alabama 18	January 10, 2022	22,564,000
Miami	No. 1 Alabama 52, No. 3 Ohio State 24	January 11, 2021	19,070,000
Los Angeles	No. 1 Georgia 65, No. 3 TCU 7	January 9, 2023	17,224,000

COLLEGE FOOTBALL PLAYOFF

MISCELLANEOUS RECORDS

RECORDS BY SEED IN COLLEGE FOOTBALL PLAYOFF

SEED	RECORD IN PLAYOFF SEMIFINALS	RECORD IN NATIONAL CHAMPIONSHIP GAME
#1	8-2	4-4
#2	5-5	3-2
#3	5-5	1-4
#4	2-8	2-0

ALL-TIME HEAD COACHING RECORDS IN THE CFP

NAME	TEAM	PLAYOFF SEMIFINALS		CFP NATIONAL CHAMPIONSHIP	
		APPEARANCES	RECORD	APPEARANCES	RECORD
Nick Saban	Alabama	8	6-2	6	3-3
Dabo Swinney	Clemson	6	4-2	4	2-2
Kirby Smart	Georgia	3	3-0	3	2-1
Jim Harbaugh	Michigan	3	1-2	1	1-0
Ed Orgeron	LSU	1	1-0	1	1-0
Urban Meyer	Ohio State	2	1-1	1	1-0
Ryan Day	Ohio State	3	1-2	1	0-1
Kalen DeBoer	Washington	1	1-0	1	0-1
Sonny Dykes	TCU	1	1-0	1	0-1
Mark Helfrich	Oregon	1	1-0	1	0-1
Steve Sarkisian	Texas	1	0-1	0	--
Chris Petersen	Washington	1	0-1	0	--
Bob Stoops	Oklahoma	1	0-1	0	--
Mark Dantonio	Michigan State	1	0-1	0	--
Luke Fickell	Cincinnati	1	0-1	0	--
Jimbo Fisher	Florida State	1	0-1	0	--
Brian Kelly	Notre Dame	2	0-2	0	--
Lincoln Riley	Oklahoma	3	0-3	0	--

ALL-TIME CFP NATIONAL CHAMPIONSHIP GAME OFFICIALS

YEAR	CREW	REFEREE	UMPIRE	LINESMAN	LINE JUDGE	BACK JUDGE	FIELD JUDGE	SIDE JUDGE	CENTER JUDGE
2015	Big 12	Greg Burks	Scott Campbell	George Guzman	Mark Bovos	Brad Van Vark	Bobby Bernard	Freeman Johns	Mike Cuttone
2016	Pac-12	Terry Leyden	Matt Jordan	Darryl Johnson	Michael Feldman	Justin Nelson	Jeff Yock	Ryan Dickson	Jim Wharrie
2017	Big 12	Mike Defee	Robert Richeson	Mike Moeller	Mark Stewart	Joel Wetzel	Joe Blubaugh	Anthony Fleming	Dan Scanlan
2018	Big Ten	Dan Capron	Ed Feaster	Mike Dolce	Patrick Holt	Matt Edwards	Grady Smith	John Hayes	Mike Stumberg
2019	Big Ten	Mike Cannon	Ed Feaster	Tripp Sutter	Ron Tipton	Mike Elliott	Frank Steratore	John Hayes	Brent Durbin
2020	Pac-12	Chris Coyte	V. Francisco	Darryl Johnson	Dale Keller	Joe Johnston	Kevin Kieser	Clay Reynard	Jim Wharrie
2021	Big 12	Brandon Cruse	M. Fitzgerald	George Gusman	Derek Anderson	Donnie Aultman	Scott Gaines	Fulton Carson	Dan Scanlan
2022	ACC	Duane Heydt	Johnnie Forte	Matt Fitzgerald	Steve Matarant	Keith Parham	Ryan Flynn	Jeff Shears	Adam Savoie
2023	ACC	Jeff Heaser	Jim Eckl	Brian Perry	Brian Sakowski	Pat Ryan	Kip Johnson	Jamal Shears	Larry Hayes
2024	ACC	Marcus Woods	Danny Worrell	Troy Gray	Deon Lawrence	Michael Griffith	Wayne Rundell	Michael McCarthy	Larry Saunders

COLLEGE FOOTBALL PLAYOFF

CFP PARTICIPANTS EARNING NATIONAL AWARDS

HEISMAN MEMORIAL TROPHY
(OUTSTANDING COLLEGE FOOTBALL PLAYER)

Entering the 2025-26 postseason, seven of the last 11 Heisman Trophy winners have played in the College Football Playoff. Four of those student-athletes have gone on to win the CFP National Championship.

SEASON	NAME	TEAM	PLAYOFF SEMIFINAL	CFP NATIONAL CHAMPIONSHIP
2014	Marcus Mariota	Oregon	Rose	North Texas [^]
2015	Derrick Henry	Alabama	Cotton	Arizona*
2017	Baker Mayfield	Oklahoma	Rose	N/A
2018	Kyler Murray	Oklahoma	Orange	N/A
2019	Joe Burrow	LSU	Peach	New Orleans*
2020	DeVonta Smith#	Alabama	Rose	Miami*
2021	Bryce Young%	Alabama	Cotton	Indianapolis [^]

also appeared in 2018 (Atlanta*), 2019 (Bay Area[^]) national championship games

% also appeared in 2021 (Miami*) national championship game

MAXWELL AWARD
(OUTSTANDING COLLEGE FOOTBALL PLAYER)

SEASON	NAME	TEAM	PLAYOFF SEMIFINAL	CFP NATIONAL CHAMPIONSHIP
2014	Marcus Mariota	Oregon	Rose	North Texas [^]
2015	Derrick Henry	Alabama	Cotton	Arizona*
2017	Baker Mayfield	Oklahoma	Rose	N/A
2018	Tua Tagovailoa%	Alabama	Orange	Bay Area [^]
2019	Joe Burrow	LSU	Peach	New Orleans*
2020	DeVonta Smith#	Alabama	Rose	Miami*
2021	Bryce Young&	Alabama	Cotton	Indianapolis [^]
2023	Michael Penix Jr.	Washington	Sugar	Houston [^]
2024	Ashton Jeanty	Boise State	TBD	TBD

% also appeared in 2018 (Atlanta*) national championship game

also appeared in 2018 (Atlanta*) and 2019 (Bay Area[^]) national championship games

& also appeared in 2021 (Miami*) national championship game

BRONKO NAGURSKI TROPHY
(BEST COLLEGE DEFENSIVE PLAYER)

SEASON	NAME	TEAM	PLAYOFF SEMIFINAL	CFP NATIONAL CHAMPIONSHIP
2016	Jonathan Allen#	Alabama	Peach	Tampa [^]
2019	Chase Young	Ohio State	Fiesta	N/A
2021	Will Anderson Jr.%	Alabama	Cotton	Indianapolis [^]
2022	Will Anderson Jr.!	Alabama	N/A	N/A

also appeared in 2016 (Arizona*) national championship game

% also appeared in 2021 (Miami*) national championship game

! also appeared in 2021 (Miami*) and 2022 (Indianapolis[^]) national championship games

BEDNARIK AWARD
(DEFENSIVE PLAYER OF THE SEASON)

SEASON	NAME	TEAM	PLAYOFF SEMIFINAL	CFP NATIONAL CHAMPIONSHIP
2016	Jonathan Allen#	Alabama	Peach	Tampa [^]
2017	Minkah Fitzpatrick%	Alabama	Sugar	Atlanta*
2019	Chase Young	Ohio State	Fiesta	N/A
2021	Jordan Davis	Georgia	Orange	Indianapolis*
2022	Will Anderson Jr.!	Alabama	N/A	N/A

also appeared in 2016 (Arizona*) national championship game

% also appeared in 2016 (Arizona*) and 2017 (Tampa*) national championship games

! also appeared in 2021 (Miami*) and 2022 (Indianapolis[^]) national championship games

WILLIAM V. CAMPBELL TROPHY
(NATION'S BEST IN ACADEMICS, COMMUNITY SERVICE, ON-FIELD PERFORMANCE)

SEASON	NAME	TEAM	PLAYOFF SEMIFINAL	CFP NATIONAL CHAMPIONSHIP
2015	Ty Darlington	Oklahoma	Orange	N/A
2018	Christian Wilkins#	Clemson	Cotton	Bay Area*
2024	Jalen Milroe	Alabama	N/A	N/A

also appeared in 2016 (Arizona[^]) and 2017 (Tampa*) national championship games

% appeared in 2022 (Indianapolis[^]) national championship game

OUTLAND TROPHY (PRESENTED BY FWAA)
(OUTSTANDING INTERIOR LINEMAN)

SEASON	NAME	TEAM	PLAYOFF SEMIFINAL	CFP NATIONAL CHAMPIONSHIP
2016	Cam Robinson#	Alabama	Peach	Tampa [^]
2018	Quinnen Williams%	Alabama	Cotton	Bay Area*
2020	Alex Leatherwood&	Alabama	Rose	Miami*
2021	Jordan Davis	Georgia	Orange	Indianapolis*
2022	Olusegun Oluwatimi	Michigan	Fiesta	N/A
2023	T'Vondre Sweat	Texas	Sugar	TBD
2024	Kelvin Banks Jr	Texas	TBD	TBD

also appeared in 2016 (Arizona*) national championship game

% also appeared in 2018 (Atlanta*) national championship game

& also appeared in 2018 (Atlanta*) and 2019 (Bay Area[^]) national championship games

WALTER CAMP AWARD
(OUTSTANDING COLLEGE FOOTBALL PLAYER)

SEASON	NAME	TEAM	PLAYOFF SEMIFINAL	CFP NATIONAL CHAMPIONSHIP
2014	Marcus Mariota	Oregon	Rose	North Texas [^]
2015	Derrick Henry	Alabama	Cotton	Arizona*
2017	Baker Mayfield	Oklahoma	Rose	N/A
2018	Tua Tagovailoa%	Alabama	Orange	Bay Area#
2019	Joe Burrow	LSU	Peach	New Orleans*
2020	DeVonta Smith#	Alabama	Rose	Miami*

also appeared in 2018 (Atlanta*) and 2019 (Bay Area[^]) national championship games

% also appeared in 2018 (Atlanta*) national championship game

ROTARY LOMBARDI AWARD
(NATION'S BEST COLLEGE LINEMAN)

SEASON	NAME	TEAM	PLAYOFF SEMIFINAL	CFP NATIONAL CHAMPIONSHIP
2016	Jonathan Allen#	Alabama	Peach	Tampa [^]
2021	Aidan Hutchinson	Michigan	Orange	N/A
2022	Will Anderson Jr.%	Alabama	N/A	N/A

also appeared in 2016 (Arizona*) national championship game

% also appeared in 2021 (Miami*) and 2022 (Indianapolis[^]) national championship games

* College Football Playoff National Champion

[^] College Football Playoff National Runner-up

COLLEGE FOOTBALL PLAYOFF

CFP PARTICIPANTS EARNING NATIONAL AWARDS

DOAK WALKER AWARD
(BEST COLLEGE RUNNING BACK)

SEASON	NAME	TEAM	PLAYOFF SEMIFINAL	CFP NATIONAL CHAMPIONSHIP
2015	Derrick Henry	Alabama	Cotton	Arizona*
2020	Najee Harris#	Alabama	Rose	Miami*
2024	Ashton Jeanty	Boise State	TBD	TBD

also appeared in 2018 (Atlanta*) and 2019 (Bay Area^) national championship games

BUTKUS AWARD
(NATION'S OUTSTANDING LINEBACKER)

SEASON	NAME	TEAM	PLAYOFF SEMIFINAL	CFP NATIONAL CHAMPIONSHIP
2016	Reuben Foster#	Alabama	Peach	Tampa^
2017	Roquan Smith	Georgia	Rose	Atlanta^
2019	Isaiah Simmons%	Clemson	Fiesta	New Orleans^
2020	Jeremiah Owusu-Koramoah	Notre Dame	Rose	N/A
2021	Nakobe Dean	Georgia	Orange	Indianapolis*
2024	Jalon Walker&	Georgia	TBD	TBD

also appeared in 2016 (Arizona*) national championship game
% also appeared in 2019 (Bay Area*) national championship game
& also appeared in 2023 (Los Angeles*) and 2024 (Houston*) national championship games

JIM THORPE AWARD
(NATION'S BEST DEFENSIVE BACK)

SEASON	NAME	TEAM	PLAYOFF SEMIFINAL	CFP NATIONAL CHAMPIONSHIP
2017	Minkah Fitzpatrick#	Alabama	Sugar	Atlanta*
2018	Deandre Baker%	Georgia	--	--
2019	Grant Delpit	LSU	Peach	New Orleans*
2021	Coby Bryant	Cincinnati	Cotton	N/A
2022	T. Hodges-Tomlinson	TCU	Fiesta	Los Angeles^
2024	Jahdae Barron	Texas	TBD	TBD

also appeared in 2016 (Arizona*) and 2017 (Tampa^*) national championship games
% appeared in 2018 (Atlanta^*) national championship game

DAVEY O'BRIEN AWARD
(OUTSTANDING COLLEGE QUARTERBACK)

SEASON	NAME	TEAM	PLAYOFF SEMIFINAL	CFP NATIONAL CHAMPIONSHIP
2014	Marcus Mariota	Oregon	Rose	North Texas^
2015	Deshaun Watson	Clemson	Orange	Arizona^
2016	Deshaun Watson	Clemson	Fiesta	Tampa*
2017	Baker Mayfield	Oklahoma	Rose	N/A
2018	Kyler Murray	Oklahoma	Orange	N/A
2019	Joe Burrow	LSU	Peach	New Orleans*
2020	Mac Jones#	Alabama	Rose	Miami*
2021	Bryce Young%	Alabama	Cotton	Indianapolis^
2022	Max Duggan	TCU	Fiesta	Los Angeles^

also appeared in 2018 (Atlanta*) and 2019 (Bay Area) national championship games
% also appeared in 2021 (Miami*) national championship game

PATRICK MANNELLY AWARD
(TOP COLLEGE LONG SNAPPER)

SEASON	NAME	TEAM	PLAYOFF SEMIFINAL	CFP NATIONAL CHAMPIONSHIP
2020	Thomas Fletcher#	Alabama	Rose	Miami*

also appeared in 2018 (Atlanta*) and 2019 (Bay Area) national championship games

MANNING AWARD
(MOST OUTSTANDING QUARTERBACK)

SEASON	NAME	TEAM	PLAYOFF SEMIFINAL	CFP NATIONAL CHAMPIONSHIP
2014	Marcus Mariota	Oregon	Rose	North Texas^
2015	Deshaun Watson	Clemson	Orange	Arizona^
2016	Deshaun Watson	Clemson	Fiesta	Tampa*
2017	Baker Mayfield	Oklahoma	Rose	N/A
2018	Kyler Murray	Oklahoma	Orange	N/A
2019	Joe Burrow	LSU	Peach	New Orleans^
2020	Mac Jones#	Alabama	Rose	Miami*
2021	Bryce Young%	Alabama	Cotton	Indianapolis^
2022	Stetson Bennett&	Georgia	Peach	Los Angeles*

also appeared in 2019 (Bay Area^*) national championship game
% also appeared in 2021 (Miami*) national championship game
& also appeared in 2022 (Indianapolis*) national championship game

JOHN MACKEY AWARD
(OUTSTANDING TIGHT END)

SEASON	NAME	TEAM	PLAYOFF SEMIFINAL	CFP NATIONAL CHAMPIONSHIP
2017	Mark Andrews	Oklahoma	Rose	N/A
2022	Brock Bowers#	Georgia	Peach	Los Angeles*
2023	Brock Bowers#	Georgia	N/A	N/A
2024	Tyler Warren	Penn State	TBD	TBD

appeared in 2022 (Indianapolis*) and 2023 (Los Angeles*) national championship games

TED HENDRICKS AWARD
(NATION'S TOP DEFENSIVE END)

SEASON	NAME	TEAM	PLAYOFF SEMIFINAL	CFP NATIONAL CHAMPIONSHIP
2016	Jonathan Allen#	Alabama	Peach	Tampa^
2018	Clelin Farrell%	Clemson	Cotton	Bay Area*
2019	Chase Young	Ohio State	Fiesta	N/A
2021	Aidan Hutchinson	Michigan	Orange	N/A

also appeared in 2016 (Arizona*) national championship game
% also appeared in 2017 (Tampa*) national championship game

FRED BILETNIKOFF AWARD
(NATION'S BEST WIDE RECEIVER)

SEASON	NAME	TEAM	PLAYOFF SEMIFINAL	CFP NATIONAL CHAMPIONSHIP
2014	Amari Cooper	Alabama	Sugar	N/A
2018	Jerry Jeudy%	Alabama	Cotton	Bay Area*
2019	Ja'Marr Chase	LSU	Peach	New Orleans*
2020	DeVonta Smith#	Alabama	Rose	Miami*
2023	Marvin Harrison Jr. &	Ohio State	N/A	N/A

also appeared in 2018 (Atlanta*) and 2019 (Bay Area) national championship games
% also appeared in 2018 (Atlanta*) national championship game
& appeared in 2022 Playoff Semifinal at the Chick-fil-A Peach Bowl

LOU GROZA AWARD
(TOP COLLEGE PLACEKICKER)

SEASON	NAME	TEAM	PLAYOFF SEMIFINAL	CFP NATIONAL CHAMPIONSHIP
2019	R. Blankenship#	Georgia	--	--
2021	Jake Moody	Michigan	Orange	N/A

appeared in 2018 (Atlanta^*) national championship game

* College Football Playoff National Champion
^ College Football Playoff National Runner-up

COLLEGE FOOTBALL PLAYOFF

CFP PARTICIPANTS EARNING NATIONAL AWARDS

DAVE RIMINGTON TROPHY
(NATION'S OUTSTANDING CENTER)

SEASON	NAME	TEAM	PLAYOFF SEMIFINAL	CFP NATIONAL CHAMPIONSHIP
2015	Ryan Kelly	Alabama	Cotton	Arizona*
2016	Pat Elflein%	Ohio State	--	--
2017	Billy Price%	Ohio State	--	--
2020	Landon Dickerson	Alabama	Rose	Miami*
2022	Olusegun Oluwatimi	Michigan	Fiesta	N/A
2024	Seth McLaughlin	Ohio State	TBD	TBD

% appeared in 2015 (North Texas*) national championship game

JOHNNY UNITAS GOLDEN ARM AWARD
(OUTSTANDING SENIOR COLLEGE QUARTERBACK)

SEASON	NAME	TEAM	PLAYOFF SEMIFINAL	CFP NATIONAL CHAMPIONSHIP
2014	Marcus Mariota	Oregon	Rose	North Texas^
2016	Deshaun Watson%	Clemson	Fiesta	Tampa*
2019	Joe Burrow	LSU	Peach	New Orleans*
2020	Mac Jones#	Alabama	Rose	Miami*
2022	Max Duggan	TCU	Fiesta	Los Angeles^

also appeared in 2019 (Bay Area^*) national championship game

% also appeared in 2016 (Arizona^*) national championship game

PAUL HORNUNG AWARD
(MOST VERSATILE PLAYER IN COLLEGE FOOTBALL)

SEASON	NAME	TEAM	PLAYOFF SEMIFINAL	CFP NATIONAL CHAMPIONSHIP
2020	DeVonta Smith#	Alabama	Rose	Miami*

also appeared in 2018 (Atlanta*) and 2019 (Bay Area) national championship games

DISNEY SPIRIT AWARD
(NATION'S MOST INSPIRATIONAL
PLAYER OR TEAM)

SEASON	NAME	TEAM	PLAYOFF SEMIFINAL	CFP NATIONAL CHAMPIONSHIP
2020	Darien Rencher#	Clemson	Sugar	N/A

also appeared in 2019 (Bay Area*) and 2020 (New Orleans^*) national championship games

BURLSWORTH TROPHY
(NATION'S MOST OUTSTANDING
PLAYER WHO WALKED-ON)

SEASON	NAME	TEAM	PLAYOFF SEMIFINAL	CFP NATIONAL CHAMPIONSHIP
2015	Baker Mayfield	Oklahoma	Orange	N/A
2018	Hunter Renfrow#	Clemson	Cotton	Bay Area*
2022	Stetson Bennett%	Georgia	Peach	Los Angeles*
2024	Bryce Boettcher	Oregon	TBD	TBD

also appeared in 2016 (Arizona^*) and 2017 (Tampa*) national championship games

% also appeared in 2022 (Indianapolis*) national championship game

THE JET AWARD
(BEST COLLEGE RETURN SPECIALIST)

SEASON	NAME	TEAM	PLAYOFF SEMIFINAL	CFP NATIONAL CHAMPIONSHIP
2017	Dante Pettis#	Washington	N/A	N/A
2022	Derius Davis	TCU	Fiesta	Los Angeles^

also appeared in 2016 Playoff Semifinal at the Peach Bowl

LOTT IMPACT TROPHY
(BEST COLLEGE DEFENSIVE PLAYER)

SEASON	NAME	TEAM	PLAYOFF SEMIFINAL	CFP NATIONAL CHAMPIONSHIP
2021	Aidan Hutchinson	Michigan	Orange	N/A
2022	Will Anderson Jr.#	Alabama	N/A	N/A
2023	Junior Colson%	Michigan	Rose	Houston*

also appeared in 2021 (Miami*) and 2022 (Indianapolis^*) national championship games

% also appeared in 2021 Playoff Semifinal at the Orange Bowl and 2022 Playoff Semifinal at the Fiesta Bowl

FWAA NATIONAL FRESHMAN OF THE YEAR

SEASON	NAME	TEAM	PLAYOFF SEMIFINAL	CFP NATIONAL CHAMPIONSHIP
2018	Trevor Lawrence#	Clemson	Cotton	Bay Area*
2020	Will Anderson Jr.%	Alabama	Rose	Miami*
2021	Brock Bowers&	Georgia	Orange	Indianapolis*

also appeared in 2020 (New Orleans^*) national championship game

% also appeared in 2022 (Indianapolis^*) national championship game

& also appeared in 2023 (Los Angeles*) national championship game

WUERFFEL TROPHY
(PREMIER AWARD FOR COMMUNITY SERVICE)

SEASON	NAME	TEAM	PLAYOFF SEMIFINAL	CFP NATIONAL CHAMPIONSHIP
2023	Ladd McConkey#	Georgia	N/A	N/A
2024	Nick Dawkins	Penn State	TBD	TBD

appeared in 2022 (Indianapolis*) and 2023 (Los Angeles*) national championship games

JASON WITTEN COLLEGIATE MAN OF THE YEAR
(COURAGE, INTEGRITY AND SPORTSMANSHIP)

SEASON	NAME	TEAM	PLAYOFF SEMIFINAL	CFP NATIONAL CHAMPIONSHIP
--	--	--	--	--

RAY GUY AWARD
(NATION'S TOP PUNTER)

SEASON	NAME	TEAM	PLAYOFF SEMIFINAL	CFP NATIONAL CHAMPIONSHIP
--	--	--	--	--

PAUL "BEAR" BRYANT AWARD
(COLLEGE FOOTBALL'S TOP HEAD COACH)

SEASON	NAME	TEAM	PLAYOFF SEMIFINAL	CFP NATIONAL CHAMPIONSHIP
2015	Dabo Swinney#	Clemson	Orange	Arizona^
2016	Dabo Swinney#	Clemson	Fiesta	Tampa*
2018	Dabo Swinney#	Clemson	Cotton	Bay Area*
2019	Ed Orgeron	LSU	Peach	New Orleans*
2020	Nick Saban%	Alabama	Rose	Miami*
2021	Luke Fickell	Cincinnati	Cotton	N/A
2022	Sonny Dykes	TCU	Fiesta	Los Angeles^

also appeared in 2020 (New Orleans^*) national championship game

% also appeared in 2016 (Arizona*), 2017 (Tampa*), 2018 (Atlanta*), 2019 (Bay Area^*) and 2022 (Indianapolis^*) national championship games

* College Football Playoff National Champion

^ College Football Playoff National Runner-up

COLLEGE FOOTBALL PLAYOFF

CFP PARTICIPANTS EARNING NATIONAL AWARDS

EDDIE ROBINSON AWARD
(BEST COLLEGE FOOTBALL COACH IN DIVISION I)

SEASON	NAME	TEAM	PLAYOFF SEMIFINAL	CFP NATIONAL CHAMPIONSHIP
2019	Ed Orgeron	LSU	Peach	New Orleans*
2021	Luke Fickell	Cincinnati	Cotton	N/A
2022	Sonny Dykes	TCU	Fiesta	Los Angeles^
2023	Kalen DeBoer	Washington	Sugar	Houston^
2024	Curt Cignetti	Indiana	TBD	TBD

GENE STALLINGS AWARD
(HUMANITARIAN AND EXCEPTIONAL COLLEGE HEAD COACH)

SEASON	NAME	TEAM	PLAYOFF SEMIFINAL	CFP NATIONAL CHAMPIONSHIP
2015	Dabo Swinney#	Clemson	Orange	Arizona^
2021	Luke Fickell	Cincinnati	Cotton	N/A
2022	Sonny Dykes	TCU	Fiesta	Los Angeles^
2023	Kalen DeBoer	Washington	Sugar	Houston^

also appeared in 2017 (Tampa^), 2019 (Bay Area*) and 2020 (New Orleans^)
national championship games

HOME DEPOT AWARD
(COLLEGE FOOTBALL'S TOP HEAD COACH)

SEASON	NAME	TEAM	PLAYOFF SEMIFINAL	CFP NATIONAL CHAMPIONSHIP
2015	Dabo Swinney#	Clemson	Orange	Arizona^
2018	Brian Kelly	Notre Dame	Cotton	N/A
2019	Ed Orgeron	LSU	Peach	New Orleans*
2021	Luke Fickell	Cincinnati	Cotton	N/A
2022	Sonny Dykes	TCU	Fiesta	Los Angeles^
2023	Kalen DeBoer	Washington	Sugar	Houston^
2024	Curt Cignetti	Indiana	TBD	TBD

also appeared in 2017 (Tampa^), 2019 (Bay Area*) and 2020 (New Orleans^)
national championship games

AFCA COACH OF THE SEASON

SEASON	NAME	TEAM	PLAYOFF SEMIFINAL	CFP NATIONAL CHAMPIONSHIP
2015	Dabo Swinney#	Clemson	Orange	Arizona^
2019	Ed Orgeron	LSU	Peach	New Orleans*
2021	Luke Fickell	Cincinnati	Cotton	N/A
2022	Sonny Dykes	TCU	Fiesta	Los Angeles^
2023	Kalen DeBoer	Washington	Sugar	Houston^

also appeared in 2017 (Tampa^), 2019 (Bay Area*) and 2020 (New Orleans^)
national championship games

ASSOCIATED PRESS COACH OF THE SEASON

SEASON	NAME	TEAM	PLAYOFF SEMIFINAL	CFP NATIONAL CHAMPIONSHIP
2015	Dabo Swinney#	Clemson	Orange	Arizona^
2018	Brian Kelly	Notre Dame	Cotton	N/A
2019	Ed Orgeron	LSU	Peach	New Orleans*
2021	Jim Harbaugh	Michigan	Orange	N/A
2022	Sonny Dykes	TCU	Fiesta	Los Angeles^
2023	Kalen DeBoer	Washington	Sugar	TBD

also appeared in 2017 (Tampa^), 2019 (Bay Area*) and 2020 (New Orleans^)
national championship games

DODD TROPHY
(COLLEGE FOOTBALL'S TOP HEAD COACH)

SEASON	NAME	TEAM	PLAYOFF SEMIFINAL	CFP NATIONAL CHAMPIONSHIP
2014	Nick Saban#	Alabama	Sugar	N/A
2018	Brian Kelly	Notre Dame	Cotton	N/A
2021	Luke Fickell	Cincinnati	Cotton	N/A

also appeared in 2016 (Arizona*), 2017 (Tampa^), 2018 (Atlanta*) 2019, (Bay Area^), 2021 (Miami*) and 2022 (Indianapolis^)
national championship games

WALTER CAMP COACH OF THE YEAR

SEASON	NAME	TEAM	PLAYOFF SEMIFINAL	CFP NATIONAL CHAMPIONSHIP
2015	Dabo Swinney#	Clemson	Orange	Arizona^
2018	Nick Saban%	Alabama	Orange	Bay Area^
2019	Ed Orgeron	LSU	Peach	New Orleans*
2021	Luke Fickell	Cincinnati	Cotton	N/A
2022	Sonny Dykes	TCU	Fiesta	Los Angeles^
2023	Kalen DeBoer	Washington	Sugar	Houston^

also appeared in 2017 (Tampa^), 2019 (Bay Area*) and 2020 (New Orleans^)
national championship games

% also appeared in 2016 (Arizona*), 2017 (Tampa^), 2018 (Atlanta*), 2021
(Miami*) and 2022 (Indianapolis^)
national championship games

GEORGE MUNGER AWARD
(COLLEGE COACH OF THE SEASON)

SEASON	NAME	TEAM	PLAYOFF SEMIFINAL	CFP NATIONAL CHAMPIONSHIP
2015	Dabo Swinney#	Clemson	Orange	Arizona^
2016	Nick Saban%	Alabama	Peach	Tampa^
2017	Kirby Smart	Georgia	Rose	Atlanta^
2019	Ed Orgeron	LSU	Peach	New Orleans*
2023	Kalen DeBoer	Washington	Sugar	Houston^

also appeared in 2017 (Tampa^), 2019 (Bay Area*) and 2020 (New Orleans^)
national championship games

% also appeared in 2016 (Arizona*), 2018 (Atlanta*), 2019 (Bay Area^), 2021
(Miami*) and 2022 (Indianapolis^)
national championship games

STEVE SPURRIER AWARD
(FIRST-YEAR COACH OF THE SEASON)

SEASON	NAME	TEAM	PLAYOFF SEMIFINAL	CFP NATIONAL CHAMPIONSHIP
2017	Lincoln Riley	Oklahoma	Rose	N/A
2019	Ryan Day#	Ohio State	Fiesta	N/A#
2022	Sonny Dykes	TCU	Fiesta	Los Angeles^

also appeared in 2021 (Miami^)
national championship game (won Sugar)

BROYLES AWARD
(COLLEGE FOOTBALL'S ASSISTANT COACH OF THE SEASON)

SEASON	NAME	TEAM	PLAYOFF SEMIFINAL	CFP NATIONAL CHAMPIONSHIP
2014	Tom Herman	Ohio State	Sugar	North Texas*
2015	Lincoln Riley	Oklahoma	Orange	N/A
2016	Brent Venables#	Clemson	Fiesta	Tampa*
2017	Tony Elliott%	Clemson	Sugar	N/A
2018	Mike Locksley&	Alabama	Orange	Bay Area^
2019	Joe Brady	LSU	Peach	New Orleans*
2020	Steve Sarkisian~	Alabama	Rose	Miami*
2021	Josh Gattis!	Michigan	Orange	N/A
2022	Garrett Riley	TCU	Fiesta	Los Angeles^

also appeared in 2016 (Arizona^), 2019 (Bay Area*) and 2020 (New Orleans^)
national championship games

% also appeared in 2016 (Arizona^), 2017 (Tampa^), 2019 (Bay Area*) and 2020
(New Orleans^)
national championship games

& also appeared in 2017 (Tampa^)
and 2018 (Atlanta*)
national championship games

~ also appeared in 2017 (Tampa^)
national championship game

! also appeared in 2019 (Bay Area^)
national championship game (at Alabama)

* College Football Playoff National Champion

^ College Football Playoff National Runner-up

COLLEGE FOOTBALL PLAYOFF

CFP PARTICIPANTS IN THE NFL DRAFT FIRST ROUND

The No. 1 overall pick in seven of the previous 10 NFL Drafts, including six of the past seven, has made at least one appearance in the College Football Playoff. Four of the last five No. 1 draft picks, including LSU's Joe Burrow, Clemson's Trevor Lawrence, Georgia's Travon Walker and Alabama's Bryce Young, captured CFP National Championship titles.

2015 NFL DRAFT

NAME	TEAM	POS.	PICK	NFL CLUB
Jameis Winston	Florida State	QB	1	Tampa Bay Buccaneers
Marcus Mariota	Oregon	QB	2	Tennessee Titans
Amari Cooper	Alabama	WR	4	Oakland Raiders
Arik Armstead	Oregon	DT	17	San Francisco 49ers
Cameron Erving	Florida State	C	19	Cleveland Browns

2016 NFL DRAFT

NAME	TEAM	POS.	PICK	NFL CLUB
Joey Bosa	Ohio State	DE	3	San Diego Chargers
Ezekiel Elliott	Ohio State	RB	4	Dallas Cowboys
Jalen Ramsey	Florida State	CB	5	Jacksonville Jaguars
DeForest Buckner	Oregon	DE	7	San Francisco 49ers
Jack Conklin	Michigan St.	OT	8	Tennessee Titans
Eli Apple	Ohio State	CB	10	New York Giants
Taylor Decker	Ohio State	OT	16	Detroit Lions
Ryan Kelly	Alabama	C	18	Indianapolis Colts
Shaq Lawson	Clemson	DE	19	Buffalo Bills
Darron Lee	Ohio State	OLB	20	New York Jets

2017 NFL DRAFT

NAME	TEAM	POS.	PICK	NFL CLUB
Mike Williams	Clemson	WR	7	Los Angeles Chargers
John Ross	Washington	WR	9	Cincinnati Bengals
Marshon Lattimore	Ohio State	CB	11	New Orleans Saints
Deshaun Watson	Clemson	QB	12	Houston Texans
Malik Hooker	Ohio State	S	15	Indianapolis Colts
Marlon Humphrey	Alabama	CB	16	Baltimore Ravens
Jonathan Allen	Alabama	DE	17	Washington Commanders
O.J. Howard	Alabama	TE	19	Tampa Bay Buccaneers
Gareon Conley	Ohio State	CB	24	Oakland Raiders
Reuben Foster	Alabama	LB	31	San Francisco 49ers

2018 NFL DRAFT

NAME	TEAM	POS.	PICK	NFL CLUB
Baker Mayfield	Oklahoma	QB	1	Cleveland Browns
Denzel Ward	Ohio State	CB	4	Cleveland Browns
Roquan Smith	Georgia	LB	8	Chicago Bears
Minkah Fitzpatrick	Alabama	S	11	Miami Dolphins
Vita Vea	Washington	DT	12	Tampa Bay Buccaneers
Da'Ron Payne	Alabama	DT	13	Washington Commanders
Billy Price	Ohio State	C	21	Cincinnati Bengals
Rashaan Evans	Alabama	OLB	22	Tennessee Titans
Isaiah Wynn	Georgia	OT	23	New England Patriots
Calvin Ridley	Alabama	WR	26	Atlanta Falcons
Sony Michel	Georgia	RB	31	New England Patriots

2019 NFL DRAFT

NAME	TEAM	POS.	PICK	NFL CLUB
Kyler Murray	Oklahoma	QB	1	Arizona Cardinals
Nick Bosa	Ohio State	DE	2	San Francisco 49ers
Quinnen Williams	Alabama	DT	3	New York Jets
Clelin Ferrell	Clemson	DE	4	Oakland Raiders
Jonah Williams	Alabama	OT	11	Cincinnati Bengals
Christian Wilkins	Clemson	DT	13	Miami Dolphins
Dexter Lawrence	Clemson	DT	17	New York Giants
Josh Jacobs	Alabama	RB	24	Oakland Raiders
Marquise Brown	Oklahoma	WR	25	Baltimore Ravens
Jerry Tillery	Notre Dame	DT	28	Los Angeles Chargers
Deandre Baker	Georgia	CB	30	New York Giants
Kaleb McGary	Washington	OT	31	Atlanta Falcons

2020 NFL DRAFT

NAME	TEAM	POS.	PICK	NFL CLUB
Joe Burrow	LSU	QB	1	Cincinnati Bengals
Chase Young	Ohio State	DE	2	Washington Commanders
Jeff Okudah	Ohio State	CB	3	Detroit Lions
Andrew Thomas	Georgia	OT	4	New York Giants
Tua Tagovailoa	Alabama	QB	5	Miami Dolphins
Isaiah Simmons	Clemson	LB	8	Arizona Cardinals
Jedrick Wills Jr.	Alabama	OT	10	Cleveland Browns
Henry Ruggs III	Alabama	WR	12	Las Vegas Raiders
Jerry Jeudy	Alabama	WR	15	Denver Broncos
A.J. Terrell	Clemson	CB	16	Atlanta Falcons
CeeDee Lamb	Oklahoma	WR	17	Dallas Cowboys
Damon Arnette	Ohio State	CB	19	Las Vegas Raiders
K'Lavon Chaisson	LSU	LB	20	Jacksonville Jaguars
Justin Jefferson	LSU	WR	22	Minnesota Vikings
Kenneth Murray	Oklahoma	LB	23	Los Angeles Chargers
Patrick Queen	LSU	LB	28	Baltimore Ravens
Clyde Edwards-Helaire	LSU	RB	32	Kansas City Chiefs

2021 NFL DRAFT

NAME	TEAM	POS.	PICK	NFL CLUB
Trevor Lawrence	Clemson	QB	1	Jacksonville Jaguars
Ja'Marr Chase	LSU	WR	5	Cincinnati Bengals
Jaylen Waddle	Alabama	WR	6	Miami Dolphins
Patrick Surtain II	Alabama	CB	9	Denver Broncos
DeVonta Smith	Alabama	WR	10	Philadelphia Eagles
Justin Fields	Ohio State	QB	11	Chicago Bears
Mac Jones	Alabama	QB	15	New England Patriots
Alex Leatherwood	Alabama	OT	17	Las Vegas Raiders
Najee Harris	Alabama	RB	24	Pittsburgh Steelers
Travis Etienne	Clemson	RB	25	Jacksonville Jaguars

COLLEGE FOOTBALL PLAYOFF

CFP PARTICIPANTS IN THE NFL DRAFT FIRST ROUND

2022 NFL DRAFT

NAME	TEAM	POS.	PICK	NFL CLUB
Travon Walker	Georgia	DE	1	Jacksonville Jaguars
Aidan Hutchinson	Michigan	DE	2	Detroit Lions
Derek Stingley Jr.	LSU	CB	3	Houston Texans
Ahmad Gardner	Cincinnati	CB	4	New York Jets
Evan Neal	Alabama	OT	7	New York Giants
Garrett Wilson	Ohio State	WR	10	New York Jets
Chris Olave	Ohio State	WR	11	New Orleans Saints
Jameson Williams	Alabama	WR	12	Detroit Lions
Jordan Davis	Georgia	DT	13	Philadelphia Eagles
Kyle Hamilton	Notre Dame	S	14	Baltimore Ravens
Quay Walker	Georgia	ILB	22	Green Bay Packers
Devonte Wyatt	Georgia	DT	28	Green Bay Packers
Daxton Hill	Michigan	S	31	Cincinnati Bengals
Lewis Cine	Georgia	S	32	Minnesota Vikings

2023 NFL DRAFT

NAME	TEAM	POS.	PICK	NFL CLUB
Bryce Young	Alabama	QB	1	Carolina Panthers
C.J. Stroud	Ohio State	QB	2	Houston Texans
Will Anderson Jr.	Alabama	EDGE	3	Houston Texans
Paris Johnson Jr.	Ohio State	OT	6	Arizona Cardinals
Jalen Carter	Georgia	DT	9	Philadelphia Eagles
Broderick Jones	Georgia	OT	14	Pittsburgh Steelers
Jaxon Smith-Njigba	Ohio State	WR	20	Seattle Seahawks
Quentin Johnston	TCU	WR	21	Los Angeles Chargers
Mazi Smith	Michigan	DT	26	Dallas Cowboys
Myles Murphy	Clemson	EDGE	28	Cincinnati Bengals
Bryan Bresee	Clemson	DT	29	New Orleans Saints
Nolan Smith	Georgia	EDGE	30	Philadelphia Eagles

2024 NFL DRAFT

NAME	TEAM	POS.	PICK	NFL CLUB
Marvin Harrison Jr.	Ohio State	WR	4	Arizona Cardinals
JC Latham	Alabama	OT	7	Tennessee Titans
Michael Penix Jr.	Washington	QB	8	Atlanta Falcons
Rome Odunze	Washington	WR	9	Chicago Bears
J.J. McCarthy	Michigan	QB	10	Minnesota Vikings
Brock Bowers	Georgia	TE	13	Las Vegas Raiders
Byron Murphy II	Texas	DT	16	Seattle Seahawks
Dallas Turner	Alabama	EDGE	17	Minnesota Vikings
Amarius Mims	Georgia	OT	18	Cincinnati Bengals
Troy Fautanu	Washington	OT	20	Pittsburgh Steelers
Terrion Arnold	Alabama	CB	24	Detroit Lions
Xavier Worthy	Texas	WR	28	Kansas City Chiefs

COLLEGE FOOTBALL PLAYOFF

**BOWL
CHAMPIONSHIP
SERIES**

ALL-TIME BCS NATIONAL CHAMPIONSHIP RESULTS

DATE	GAME	CHAMPION (HEAD COACH)	SCORE	OPPONENT (HEAD COACH)	SITE (ATTENDANCE)
Jan. 4, 1999	Tostitos Fiesta Bowl	#1 Tennessee (Phillip Fulmer)	23-16	#2 Florida State (Bobby Bowden)	Sun Devil Stadium Tempe, Arizona (80,470)
Jan. 4, 2000	Nokia Sugar Bowl	#1 Florida State (Bobby Bowden)	46-29	#2 Virginia Tech (Frank Beamer)	Louisiana Superdome New Orleans, Louisiana (79,280)
Jan. 3, 2001	FedEx Orange Bowl	#1 Oklahoma (Bob Stoops)	13-2	#2 Florida State (Bobby Bowden)	Pro Player Stadium Miami, Florida (76,835)
Jan. 3, 2002	Rose Bowl Game presented by AT&T	#1 Miami (FL) (Larry Coker)	37-14	#2 Nebraska (Frank Solich)	Rose Bowl Stadium Pasadena, California (93,781)
Jan. 3, 2003	Tostitos Fiesta Bowl	#2 Ohio State (Jim Tressel)	31-24 (2OT)	#1 Miami (FL) (Larry Coker)	Sun Devil Stadium Tempe, Arizona (77,502)
Jan. 4, 2004	Nokia Sugar Bowl	#2 LSU (Nick Saban)	21-14	#1 Oklahoma (Bob Stoops)	Louisiana Superdome New Orleans, Louisiana (79,342)
Jan. 4, 2005	FedEx Orange Bowl	#1 Southern California* (Pete Carroll)	55-19	#2 Oklahoma (Bob Stoops)	Pro Player Stadium Miami, Florida (77,912)
Jan. 4, 2006	Rose Bowl Game	#2 Texas (Mack Brown)	41-38	#1 Southern California* (Pete Carroll)	Rose Bowl Stadium Pasadena, California (93,986)
Jan. 8, 2007	Tostitos BCS National Championship Game	#2 Florida (Urban Meyer)	41-14	#1 Ohio State (Jim Tressel)	University of Phoenix Stadium Glendale, Arizona (74,628)
Jan. 7, 2008	Allstate BCS National Championship Game	#2 LSU (Les Miles)	38-24	#1 Ohio State (Jim Tressel)	Louisiana Superdome New Orleans, Louisiana (79,651)
Jan. 8, 2009	FedEx BCS National Championship Game	#2 Florida (Urban Meyer)	24-14	#1 Oklahoma (Bob Stoops)	Dolphin Stadium Miami Gardens, Florida (78,468)
Jan. 7, 2010	BCS National Championship Game presented by Citi	#1 Alabama (Nick Saban)	38-21	#2 Texas (Mack Brown)	Rose Bowl Stadium Pasadena, California (94,906)
Jan. 10, 2011	Tostitos BCS National Championship Game	#1 Auburn (Gene Chizek)	22-19	#2 Oregon (Chip Kelly)	University of Phoenix Stadium Glendale, Arizona (78,603)
Jan. 9, 2012	Allstate BCS National Championship Game	#2 Alabama (Nick Saban)	21-0	#1 LSU (Les Miles)	Mercedes-Benz Superdome New Orleans, Louisiana (78,237)
Jan. 7, 2013	Discover BCS National Championship Game	#2 Alabama (Nick Saban)	42-14	#1 Notre Dame (Brian Kelly)	Sun Life Stadium Miami Gardens, Florida (80,120)
Jan. 6, 2014	VIZIO BCS National Championship Game	#1 Florida State (Jimbo Fisher)	34-31	#2 Auburn (Gus Malzahn)	Rose Bowl Stadium Pasadena, California (94,208)

*Southern California's participation later vacated

COLLEGE FOOTBALL PLAYOFF

ALL-TIME BCS GAME RESULTS

1999	RESULT	ATTENDANCE	TV RATING
Sugar	#4 Ohio State 24, #6 Texas A&M 14	76,503	11.5
Fiesta/NCG	#1 Tennessee 23, #2 Florida State 16	80,470	17.2
Orange	#8 Florida 31, #15 Syracuse 10	67,919	17.2
Rose	#9 Wisconsin 38, #5 UCLA 31	93,872	17.2

2000	RESULT	ATTENDANCE	TV RATING
Sugar/NCG	#1 Florida State 46, #2 Virginia Tech 29	79,280	17.5
Fiesta	#3 Nebraska 31, #5 Tennessee 21	71,526	9.6
Orange	#8 Michigan 35, #4 Alabama 34	70,461	11.4
Rose	#7 Wisconsin 17, Stanford 9	93,731	14.1

2001	RESULT	ATTENDANCE	TV RATING
Sugar	#3 Miami (FL) 37, #7 Florida 20	64,407	13.0
Fiesta	#6 Oregon State 41, #11 Notre Dame 9	75,428	10.7
Orange/NCG	#1 Oklahoma 13, #2 Florida State 2	76,835	17.8
Rose	#4 Washington 34, Purdue 24	94,392	14.0

2002	RESULT	ATTENDANCE	TV RATING
Sugar	#13 LSU 47, #8 Illinois 34	77,688	8.6
Fiesta	#4 Oregon 38, #3 Colorado 16	74,118	11.3
Orange	#5 Florida 56, #10 Maryland 23	73,640	9.5
Rose/NCG	#1 Miami (FL) 37, #2 Nebraska 14	93,781	13.9

2003	RESULT	ATTENDANCE	TV RATING
Sugar	#3 Georgia 26, #14 Florida State 13	74,269	9.2
Fiesta/NCG	#2 Ohio State 31, #1 Miami (FL) 24 (2OT)	77,502	17.2
Orange	#4 Southern California 38, #5 Iowa 17	75,971	9.7
Rose	#7 Oklahoma 34, #6 Washington State 14	86,848	11.3

2004	RESULT	ATTENDANCE	TV RATING
Sugar/NCG	#2 LSU 21, #1 Oklahoma 14	79,342	14.8
Fiesta	#5 Ohio State 35, #10 Kansas State 28	73,425	8.5
Orange	#9 Miami (FL) 16, #7 Florida State 14	76,739	9.1
Rose	#3 Southern California 28, #4 Michigan 14	93,849	14.3

2005	RESULT	ATTENDANCE	TV RATING
Sugar	#3 Auburn 16, #8 Virginia Tech 13	77,349	9.5
Fiesta	#6 Utah 35, #21 Pittsburgh 7	73,519	7.4
Orange/NCG	#1 Southern California 55*, #2 Oklahoma 19	77,912	13.7
Rose	#4 Texas 38, #13 Michigan 37	93,468	12.4

2006	RESULT	ATTENDANCE	TV RATING
Sugar	#11 West Virginia 38, #7 Georgia 35	74,458	9.0
Fiesta	#4 Ohio State 34, #6 Notre Dame 20	76,196	12.9
Orange	#3 Penn State 26, #22 Florida State 23 (3OT)	77,912	12.2
Rose/NCG	#2 Texas 41, #1 Southern California 38*	93,986	21.7

2007	RESULT	ATTENDANCE	TV RATING
Sugar	#4 LSU 41, #11 Notre Dame 14	77,781	9.3
Fiesta	#8 Boise State 43, #10 Oklahoma 42 (OT)	73,719	8.4
Orange	#6 Louisville 24, #14 Wake Forest 13	74,470	7.0
Rose	#5 Southern California 32, #3 Michigan 18	93,852	11.4
NCG	#2 Florida 41, #1 Ohio State 14	74,628	17.4

2008	RESULT	ATTENDANCE	TV RATING
Sugar	#5 Georgia 41, #10 Hawai'i 10	74,383	7.0
Fiesta	#9 West Virginia 48, #4 Oklahoma 28	70,016	7.7
Orange	#8 Kansas 24, #3 Virginia Tech 21	74,111	7.4
Rose	#7 Southern California 49, #13 Illinois 17	93,923	11.11
NCG	#2 LSU 38, #1 Ohio State 24	79,651	14.4

2009	RESULT	ATTENDANCE	TV RATING
Sugar	#6 Utah 31, #4 Alabama 17	71,872	7.81
Fiesta	#3 Texas 24, #10 Ohio State 21	72,047	10.37
Orange	#19 Virginia Tech 20, #12 Cincinnati 7	73,602	5.41
Rose	#5 Southern California 38, #8 Penn State 24	93,293	11.73
NCG	#2 Florida 24, #1 Oklahoma 14	78,468	15.82

2010	RESULT	ATTENDANCE	TV RATING
Sugar	#5 Florida 51, #3 Cincinnati 24	65,207	8.5
Fiesta	#6 Boise State 17, #4 TCU 10	73,227	8.2
Orange	#10 Iowa 24, #9 Georgia Tech 14	66,131	6.8
Rose	#8 Ohio State 26, #7 Oregon 16	93,963	13.2
NCG	#1 Alabama 37, #2 Texas 21	94,906	17.17

2011	RESULT	ATTENDANCE	TV RATING
Sugar	#6 Ohio State 31^, #8 Arkansas 26	73,879	8.2
Fiesta	#7 Oklahoma 48, NR Connecticut 20	67,232	6.2
Orange	#4 Stanford 40, #13 Virginia Tech 14	65,453	6.8
Rose	#3 TCU 21, #5 Wisconsin 19	94,118	11.3
NCG	#1 Auburn 22, #2 Oregon 19	78,603	15.3

2012	RESULT	ATTENDANCE	TV RATING
Sugar	#13 Michigan 23, #11 Virginia Tech 20 (OT)	64,512	6.1
Fiesta	#3 Oklahoma State 41, #4 Stanford 38 (OT)	69,927	9.7
Orange	#23 West Virginia 70, #15 Clemson 33	67,563	4.56
Rose	#5 Oregon 45, #10 Wisconsin 38	91,245	10.2
NCG	#2 Alabama 21, #1 LSU 0	78,237	14.01

2013	RESULT	ATTENDANCE	TV RATING
Sugar	#21 Louisville 33, #3 Florida 23	54,178	6.2
Fiesta	#4 Oregon 35, #5 Kansas State 17	70,242	8.56
Orange	#12 Florida State 31, #15 Northern Illinois 10	72,073	6.1
Rose	#6 Stanford 20, NR Wisconsin 14	93,359	9.4
NCG	#2 Alabama 42, #1 Notre Dame 14	80,120	17.5

2014	RESULT	ATTENDANCE	TV RATING
Sugar	#11 Oklahoma 45, #3 Alabama 31	70,473	9.3
Fiesta	#15 UCF 52, #6 Baylor 42	65,172	6.6
Orange	#12 Clemson 40, #7 Ohio State 35	72,080	6.7
Rose	#4 Michigan State 24, #5 Stanford 20	95,173	10.2
NCG	#1 Florida State 34, #2 Auburn 31	94,208	14.8

BCS rankings indicated on matchups.

* Southern California's participation later vacated.

^ Ohio State's participation later vacated.

COLLEGE FOOTBALL PLAYOFF

ADDITIONAL RESOURCES

COLLEGE FOOTBALL PLAYOFF LEXICON

ENTITY/11-GAME EVENT

Primary Reference:

College Football Playoff

Secondary and/or Abbreviated Reference:

CFP

NOTE: The 11-game event should always be referred to as the College Football Playoff, CFP or playoff and never as a tournament.

NATIONAL CHAMPIONSHIP GAME

Primary Reference:

College Football Playoff National Championship

Secondary Reference:

national championship game (all lowercase)

Secondary and/or Abbreviated Reference:

CFP National Championship

PLAYOFF SEMIFINAL GAME

Primary Reference:

College Football Playoff Semifinal

Primary Plural Reference:

College Football Playoff Semifinals

Secondary Reference:

Playoff Semifinal

Secondary Plural Reference:

Playoff Semifinals

SPECIFIC SEMIFINAL GAME

Primary Reference:

College Football Playoff Semifinal at the "(insert full bowl name)"

(ex: College Football Playoff Semifinal at the Goodyear Cotton Bowl Classic)

Secondary Reference:

Playoff Semifinal at the "(insert full bowl name)"

(ex: Playoff Semifinal at the Goodyear Cotton Bowl Classic)

PLAYOFF QUARTERFINAL GAME

Primary Reference:

College Football Playoff Quarterfinal

Primary Plural Reference:

College Football Playoff Quarterfinals

Secondary Reference:

Playoff Quarterfinal

Secondary Plural Reference:

Playoff Quarterfinals

SPECIFIC QUARTERFINAL GAME

Primary Reference:

College Football Playoff Quarterfinal at the "(insert full bowl name)"

(ex: College Football Playoff Quarterfinal at the Vrbo Fiesta Bowl)

Secondary Reference:

Playoff Quarterfinal at the "(insert full bowl name)"

(ex: Playoff Quarterfinal at the Vrbo Fiesta Bowl)

PLAYOFF FIRST-ROUND GAME

Primary Reference:

College Football Playoff First-Round Game

Primary Plural Reference:

College Football Playoff First Round

Secondary Reference:

Playoff First-Round Game

Secondary Plural Reference:

Playoff First Round

NOTE: A hyphen is included when using the term "first round" as a modifier like "first-round game" or "first-round host". No hyphen is needed when using it as a noun like "games in the first round."

BOARD OF MANAGERS
(UNIVERSITY PRESIDENTS)**Primary Reference:**

College Football Playoff Board of Managers

Secondary Reference:

board of managers (all lowercase)

CONFERENCE COMMISSIONERS

Primary Reference:

College Football Playoff Management Committee

Secondary Reference:

management committee (all lowercase)

SELECTION COMMITTEE

Primary Reference:

College Football Playoff Selection Committee

Secondary Reference:

selection committee (all lowercase)

COLLEGE FOOTBALL PLAYOFF

ADDITIONAL RESOURCES

LOGO/PHOTO REQUESTS

To request College Football Playoff logos, photos, or other marks, please e-mail media@collegefootballplayoff.com.

INTERVIEW REQUEST PROTOCOL

To request an interview with College Football Playoff Executive Director Rich Clark, College Football Playoff Selection Committee Chair Warde Manuel or other College Football Playoff executives, please e-mail media@collegefootballplayoff.com.

TICKET DISTRIBUTION

There are select ways for the public to get tickets to the CFP National Championship. Details can be found at collegefootballplayoff.com/tickets.

- **PLAYOFF PREMIUM**

Playoff Premium, the Official Hospitality Program for the College Football Playoff National Championship, offers premier seating, all-inclusive hospitality, exclusive parties, concierge service and more.

For more information, please visit PlayoffPremium.com.

- **FAN-TO-FAN TICKET EXCHANGE**

Through Ticketmaster, fans have the ability to buy or sell tickets to the College Football Playoff National Championship. Ticketmaster serves as the only resale marketplace able to offer fans real Ticketmaster Verified Tickets.

- **TICKET RESERVATIONS - CFP RSVP**

Fans may purchase reservations for a team of their choice with prices determined by demand in the market. If the selected team qualifies for the national championship game, the fan will be charged for face-value game tickets equal to the number of reservations owned.

For more information, please visit CFP-RSVP.com.

- **PARTICIPATING TEAMS**

The majority of game tickets are allocated to the two participating institutions. These tickets will be sold directly through each institution.

REVENUE DISTRIBUTION POLICIES

The following is a breakdown of the CFP revenue distribution:

For the 2024-25 academic year:

1. Each conference will receive \$300,000 for each of its schools when the school's football team meets the NCAA's APR for participation in a postseason football game. Each independent institution will also receive \$300,000 when its football team meets that standard.
2. A conference will receive \$4 million for each team that makes the College Football Playoff (12 schools) and each team that advances to the Playoff Quarterfinals (eight schools).
3. A conference will receive \$6 million for each team that advances to a Playoff Semifinal (four schools) and each team that advances to the national championship game (two schools).
4. Each conference whose team participates in the College Football Playoff will receive \$3 million to cover expenses for each round.

Based on calculations from the 2023-24 season, the following distributions were made in the spring of 2024 (Estimates for the 2024-25 season will be finalized following the 2025 CFP National Championship.):

1. Each of the 10 conferences received a base amount. For conferences that have contracts for their champions to participate in the Orange, Rose, or Sugar bowls, the base combined with the full academic performance pool was approximately \$79.41 million for each conference. The five conferences that do not have contracts for their champions to participate in the Orange, Rose or Sugar bowls received approximately \$102.77 million in aggregate (full academic pool plus base). The conferences distribute these funds as they choose. Notre Dame received a payment of \$3.89 million by meeting the APR standard; the other six independents shared \$1.89 million.
2. Certain conferences in the Football Championship Subdivision received approximately \$3.08 million in aggregate.

FAMILY REIMBURSEMENT

Through the family reimbursement program, the College Football Playoff offsets expenses for student-athletes' parents or guardians to travel to each round of the College Football Playoff. The program debuted in January 2015.

COLLEGE FOOTBALL PLAYOFF

INTERNSHIP PROGRAM

COLLEGE FOOTBALL PLAYOFF INTERNSHIP PROGRAM

ALL-TIME CFP INTERNS

2014-15

Ella Forrest
Ben Habern
Kristen Pugh
Ali Rogers

2016-17

Billy Barnes
Chante Freeman
Jakob Gutierrez
Lindsey LeJeune
Olivia Mitchell
Caroline Palmer

2018-19

Tiffany Ancharski
Meagan Bordayo
Nicole Eppig
Brianna Gladney
Kiana Hairston
Sarah Beth Roberson

2021-22

Jordan Mack
Hallie Merz
Tiffany Phouangphrachanh
Emily Slusher

2023-24

Megan Durbin
Nickell Grant
Daniela Jaramillo
Logan Tanaka

2015-16

Dana Boyle
Lauren Fender
Alvin Hines II
Stephen Iannotta
Jake Wittkop

2017-18

Willi Anderson
Morgan Duncan
Riley Hart
Jasmyn Le-Compte
Tiye-Saran Mutazz
Erick Newman II

2019-20

Chris Calhoun
Reed Gaston
Janay Hagans
Alyssa Hoying
Meagan Jacobs
Kelly Olin

2022-23

Taylor Gilmore
Ellie O'Connor
Erin Prokell
Anne-Marie Watson

2024-25

Grant Gaspard
Kara Greger
Chase Ketterer
Rachel Mikolay
Ethan Robinson

2020-21

N/A*

TOM MICKLE COMMUNICATIONS INTERNSHIP

Honoring tradition, the College Football Playoff continues to administer the Tom Mickle Internship. The 2024-25 season will be the 18th year* for the program, which provides an opportunity for a young person to become involved in administering the national championship game. It honors the memory of Mickle, who made many contributions to college football in general and to the development of the BCS in particular.

At the time of his passing, Mickle was the executive director of Florida Citrus Sports, host of the Capital One Bowl and the Champs Sports Bowl. Prior to his appointment at Florida Citrus Sports in 2002, he was an associate commissioner at the Atlantic Coast Conference and also had been an assistant athletics director at Duke University.

ALL-TIME TOM MICKLE COMMUNICATIONS INTERNS

YEAR	ORGANIZATION	NAME	SCHOOL	DEGREE
2007	Fiesta Bowl	Kelly Bishop	Auburn	B.A. Mass Communications
2008	Sugar Bowl	Perry Thomas	Mississippi State	B.A. Communications, M.S. Physical Education
2009	Orange Bowl	Thomas Norton	Wake Forest	B.A. Communications
2010	Rose Bowl Game	Andrew Tanker	NC State	B.A. Media Communications
2011	Fiesta Bowl	Lauren Sujkowski	Penn State	B.A. Public Relations
2012	Sugar Bowl	Allison Horowitz	Tulane	B.A. Economics and Social Policy
2013	Orange Bowl	Jennifer Sun	LSU	B.S. Sports Administration
2014	Rose Bowl Game	Douglas Ingels	Wisconsin	B.S. Journalism and Mass Communications
2015	College Football Playoff	Ali Rogers	Clemson	B.A. Communication Studies
2016	College Football Playoff	Lauren Fender	Baylor	B.A. Business Administration
2017	College Football Playoff	Lindsey LeJeune	Louisiana, Texas A&M	B.S. Kinesiology, M.S. Sport Management
2018	College Football Playoff	Willi Anderson	Houston	B.A. Communications
2019	College Football Playoff	Meagan Bordayo	Oklahoma State	B.S. Sports Media Production, B.S. Sports Media Strategic Communications
2020	College Football Playoff	Janay Hagans	Nevada	B.A. Journalism
2021	College Football Playoff	N/A*		
2022	College Football Playoff	Hallie Merz	Stetson, Texas	B.B.A. Marketing, M.A. Advertising
2023	College Football Playoff	Erin Prokell	Texas	B.S. Advertising
2024	College Football Playoff	Logan Tanaka	Oregon	B.S. Advertising
2025	College Football Playoff	Rachel Mikolay	Elon	B.A. Cinema & Television Arts

* Due to the COVID-19 pandemic, the College Football Playoff paused its internship program for the 2020-21 academic year.



COLLEGE FOOTBALL PLAYOFF

collegefootballplayoff.com

[f](#) [X](#) [@](#) [s](#) [d](#) [@](#) [cfbplayoff](#) | [#CFBPLAYOFF](#)