



Charleston

VOLLEYBALL

2019 RECORD BOOK





QUICK FACTS

GENERAL INFORMATION

Location.....Charleston, S.C.
 Founded1770
 Nickname Cougars
 PresidentAndrew T. Hsu, Ph.D.
 Athletics Director.....Matt Roberts
 School Colors..... Maroon and White
 Enrollment 11,619
 Affiliation NCAA Division I
 Conference Colonial Athletic Association

ARENA INFORMATION

Home Arena TD Arena
 Capacity.....5,100
 Address301 Meeting St.
 Charleston, S.C. 29401

PROGRAM HISTORY

Years in Division I.....29 (Since 1991)
 All-Time Record 1187-534 (.690)
 All-Time CAA Record76-33 (.697)
 CAA Championships.....3
 NCAA Appearances (Last)Nine (2017)
 Conference Championships (Last) 15 (2017)

VOLLEYBALL STAFF

Head CoachJason Kepner (Penn State, 1997)
 Overall Record 294-132 (.690)
 CofC RecordSame
 Assistant Coach.....Damian Elder (Fresno State, 2002)
 Assistant Coach.....Caroline Knop (Florida, 2018)
 Volunteer Assistant Coach.....Caitlin Beard
 Technical DirectorTim Alaniz
 Athletic TrainerQuentin Mullen

2019 REVIEW

Overall Record7-21
 CAA Record.....4-12 (7th)
 Home Record3-10
 Road Record3-7
 Neutral Record1-4
 Postseason.....N/A
 Starters Returning/Lost.....3/4
 Letter-winners Returning/Lost12/4
 Newcomers2

ATHLETICS COMMUNICATIONS

Volleyball Contact.....Whitney Noble
 Office Phone843-953-3683
 Cell Phone813-957-7546
 Email.....noblew@cofc.edu
 Webwww.CofCSports.com
 Twitter@CofCVolleyball
 Instagram@CofCVolleyball

TABLE OF CONTENTS

Quick Facts 1
 Table of Contents..... 1
 All-Time Results and Coaching History 2

Postseason History
 Postseason Tournament History 3-5
 Postseason Tournament Results 6-7

Awards and Greats
 All-Time Award Winners..... 8-9
 Wall of Fame..... 10-19

Record Book
 NCAA Top-25 Performances.....20
 Individual Career Records 21-22
 All-Time Individual Career Clubs23
 Side-Out Era Single-Season Records24-25
 Rally Scoring Era Single-Season Records.....26-27
 Rally Scoring Era Individual Single-Match Records 28-30
 Rally Scoring Era Team Single-Match Records 31-33
 Rally Scoring Era Team Single-Season Records34
 Year-by-Year Individual Leaders 35-36
 Year-by-Year Results.....37-47
 All-Time Series Records48
 All-Time Opponent Series History49-56
 All-Time Roster57
 All-Time Career Statistics 58-64

STAY CONNECTED TO COFC VOLLEYBALL

CofCSports.com



[@CofCVolleyball](https://twitter.com/CofCVolleyball)



[/CofCVolleyball](https://www.facebook.com/CofCVolleyball)



[@CofCVolleyball](https://www.instagram.com/CofCVolleyball)



VOLLEYBALL



ALL-TIME RESULTS & COACHING RECORDS

Year	Head Coach	Record	Pct.	Conference	Record	Conference/National Finish
1974-83	Nancy Wilson	286-120	.704			
1984-88	Amelia Dwaley	171-72	.704			
1989	Laura Lageman	22-11	.667	N/A	N/A	N/A
1990	Laura Lageman	31-14	.689	N/A	N/A	N/A
1991	Laura Lageman	29-22	.569	TAAC	N/A	TAAC Quarterfinals
1992	Laura Lageman	28-11	.718	TAAC	N/A	TAAC Semifinals
1993	Laura Lageman	29-9	.763	TAAC	6-2	TAAC Semifinals
1994	Laura Lageman	27-8	.771	TAAC	8-2	TAAC Runner-Up
1995	Laura Lageman	22-17	.564	TAAC	4-2	TAAC Semifinals
1996	Jewel Geisy McRoberts	17-17	.500	TAAC	3-3	TAAC East Division Third Place
1997	Jewel Geisy McRoberts	16-16	.500	TAAC	2-4	TAAC East Division Third Place
1998	Jewel Geisy McRoberts	9-24	.273	SoCon	5-13	SoCon Ninth place
1999	Jewel Geisy McRoberts	19-13	.594	SoCon	11-9	SoCon Quarterfinals
2000	Jewel Geisy McRoberts	15-17	.469	SoCon	8-12	SoCon Semifinals
2001	Jewel Geisy McRoberts	30-3	.909	SoCon	19-1	SoCon Semifinals
2002	Jewel Geisy McRoberts	29-6	.829	SoCon	18-2	SoCon Tournament Champion/NCAA First Round
2003	Sherry Dunbar	28-6	.824	SoCon	17-1	SoCon Regular Season Champion/Tournament Runner-Up
2004	Sherry Dunbar	26-6	.813	SoCon	15-1	SoCon Tournament Champion/NCAA First Round
2005	Sherry Dunbar	32-2	.941	SoCon	18-0	SoCon Tournament Champion/NCAA Second Round
2006	Sherry Dunbar	27-8	.771	SoCon	17-1	SoCon Tournament Champion/NCAA First Round
2007	Jason Kepner	26-8	.765	SoCon	16-2	SoCon Tournament Champion/NCAA First Round
2008	Jason Kepner	27-7	.794	SoCon	17-1	SoCon Regular Season Champion/Tournament Runner-Up
2009	Jason Kepner	18-13	.581	SoCon	12-4	SoCon Tournament Champion/NCAA First Round
2010	Jason Kepner	29-6	.829	SoCon	15-1	SoCon Regular Season Champion/Tournament Runner-Up
2011	Jason Kepner	25-10	.714	SoCon	14-2	SoCon Regular Season Champion/Tournament Runner-Up
2012	Jason Kepner	27-8	.771	SoCon	14-2	SoCon Tournament Champion/NCAA Second Round
2013	Jason Kepner	25-6	.806	CAA	13-1	CAA Tournament Champion/NCAA First Round
2014	Jason Kepner	23-10	.697	CAA	14-2	CAA Regular Season Champion/Tournament Runner-Up
2015	Jason Kepner	20-13	.606	CAA	10-6	CAA Tournament Runner-Up
2016	Jason Kepner	17-12	.586	CAA	10-6	CAA Semifinals
2017	Jason Kepner	27-6	.818	CAA	15-1	CAA Regular Season Champion/Tournament Runner-Up/NCAA 1st Round
2018	Jason Kepner	24-11	.686	CAA	11-5	CAA Semifinals/NIVC Semifinals
2019	Jason Kepner	7-21	.250	CAA	4-12	N/A
NCAA Division I (31 years)		731-342	.681			
All-Time Record (46 years)		1188-534	.690		316-107	15 Conference championships/Nine NCAA App./One NIVC App.

ALL-TIME COACHING RECORDS

Nancy Wilson (1974-83)	286-120	.704
Amelia Dwaley (1984-88)	171-72	.704
Laura Lageman (1989-95)	188-92	.696
Jewel McRoberts (1996-02)	135-96	.584
Sherry Dunbar (2003-06)	113-22	.837
Jason Kepner (2007-Pres.)	295-132	.691



Sherry Dunbar (2003-2006)

Overall Record: 113-22 (.837)
Four SoCon championships
Four NCAA appearances



Jason Kepner (2007-present)

Overall Record: 295-132 (.691)
Nine conference championships
Five NCAA appearances
One NIVC Semifinal appearance



2002 SOUTH BEND REGIONAL FIRST ROUND

Notre Dame 3, Charleston 1

- » SoCon Regular Season Champions
- » SoCon Tournament Champions



2004 LOS ANGELES REGIONAL FIRST ROUND

Southern California 3, Charleston 0

- » SoCon Regular Season Champions
- » SoCon Tournament Champions



2005 CHAPEL HILL REGIONAL RUNNER-UP

Charleston 3, North Carolina 1
#21 Purdue 3, Charleston 0

- » SoCon Regular Season Champions
- » SoCon Tournament Champions



2006 GAINESVILLE REGIONAL FIRST ROUND

Arizona State 3, Charleston 1

- » SoCon Regular Season Champions
- » SoCon Tournament Champions



2007 GAINESVILLE REGIONAL FIRST ROUND

Florida 3, Charleston 0

- » SoCon Regular Season Champions
- » SoCon Tournament Champions



2009 GAINESVILLE REGIONAL FIRST ROUND

#14 Florida 3, Charleston 0

- » SoCon Tournament Champions



2012 GAINESVILLE REGIONAL RUNNER-UP

Charleston 3, Miami (Fla.) 2
Florida 3, Charleston 0

- » SoCon Tournament Champions



2013 DURHAM REGIONAL FIRST ROUND

#14 Duke 3, Charleston 1

- » CAA Tournament Champions



2017 GAINESVILLE REGIONAL FIRST ROUND

Miami (Fla.) 3, Charleston 1

- » CAA Regular Season Champions
- » First NCAA at-large bid in CofC & CAA history

2018 NIVC NATIONAL SEMIFINALIST

Charleston 3, St. John's (N.Y.) 1
 Charleston 3, Georgia Tech 1
 Charleston 3, Clemson 0
 Tulane 3, Charleston 1

- » Deepest postseason run in CofC history
- » Furthest run in CAA since 1994



VOLLEYBALL



POSTSEASON TOURNAMENT RESULTS

TAAC TOURNAMENT HISTORY

Overall Record: 11-10

Championships: 0

Runner-Up Finishes: 0

1991 at Stetson

First Round

No. 5 Georgia State 3, No. 4 CofC 0

Loser's Bracket

CofC 3, Florida International 0

CofC 3, Mercer 1

CofC 3, Southeastern Louisiana 1

CofC 3, Samford 0

Stetson 3, CofC 1

1992 at Georgia State

First Round

No. 1 CofC 3, No. 9 Mercer 0

Winner's Bracket

UCF 3, CofC 0

Loser's Bracket

CofC 3, Stetson 0

Florida International 3, CofC 2

1993 at UCF

Day One

No. 1W Southeastern Louisiana 3, No. 2E CofC 2

No. 2E CofC 3, #2W Georgia State 1

Day Two

No. 1W Southeastern Louisiana 3, No. 2E CofC 2

1994 at Southeastern Louisiana

Day One

No. 1W Southeastern Louisiana 3, No. 2E CofC 0

No. 2E CofC 3, #2W Samford 0

Day Two

No. 2E CofC 3, No. 1W Southeastern Louisiana 1

No. 1E UCF 3, No. 2E CofC 0

1995 at Georgia State

First Round

No. 4 CofC 3, Georgia State 2

No. 2 Southeastern Louisiana 3, No. 4 CofC 0

Semifinals

No. 4 CofC 3, #6 Stetson 0

No. 2 Southeastern Louisiana 3, No. 4 CofC 0

SoCON TOURNAMENT HISTORY

Overall Record: 29-7

Championships: 6

Runner-Up Finishes: 4

1999 in Cullowhee, N.C.

Quarterfinals

Western Carolina 3, Charleston 0

2000 in Charleston, S.C.

Quarterfinals

Charleston 3, Chattanooga 0

Semifinals

Furman 3, Charleston 0

2001 in Greensboro, N.C.

Quarterfinals

Charleston 3, Wofford 0

Semifinals

Georgia Southern 3, Charleston 2

2002 in Davidson, N.C.

Quarterfinals

Charleston 3, East Tennessee St. 0

Semifinals

Charleston 3, Davidson 2

Championship

Charleston 3, Georgia Southern 0

2003 in Chattanooga, Tenn.

Quarterfinals

Charleston 3, East Tennessee St. 0

Semifinals

Charleston 3, Chattanooga 0

Championship

Georgia Southern 3, Charleston 2

2004 in Cullowhee, N.C.

Quarterfinals

Charleston 3, Chattanooga 1

Semifinals

Charleston 3, Furman 0

Championship

Charleston 3, Appalachian State 1

2005 in Statesboro, Ga.

Quarterfinals

Charleston 3, Wofford 0

Semifinals

Charleston 3, Chattanooga 0

Championship

Charleston 3, Appalachian State 1

2006 in Boone, N.C.

Quarterfinals

Charleston 3, Georgia Southern 0

Semifinals

Charleston 3, Chattanooga 0

Championship

Charleston 3, UNC Greensboro 1

2007 in Chattanooga, Tenn.

Quarterfinals

Charleston 3, Georgia Southern 0

Semifinals

Charleston 3, Chattanooga 2

Championship

Charleston 3, UNC Greensboro 1

2008 in Greensboro, N.C.

Quarterfinals

Charleston 3, Elon 1

Semifinals

Charleston 3, UNC Greensboro 1

Championship

Furman 3, Charleston 2

2009 in Greenville, S.C.

Semifinals

Charleston 3, Samford 1

Championship

Charleston 3, Furman 0

2010 in Boone, N.C.

Quarterfinals

Charleston 3, Samford 1

Semifinals

Charleston 3, UNC Greensboro 1

Championship

Georgia Southern 3, Charleston 0

2011 in Birmingham, Ala.

Quarterfinals



Charleston 3, Elon 0
Semifinals
 Charleston 3, Appalachian State 1
Championship
 Samford 3, Charleston 0

2012 in Davidson, N.C.

Semifinals
 Charleston 3, Samford 1
Championship
 Charleston 3, Furman 2

CAA TOURNAMENT HISTORY

Overall Record: 7-5
Championships: 1
Runner-Up Finishes: 3

2013 in Charleston, S.C.

Semifinals
 No. 1 Charleston 3, No. 5 Hofstra 0
Championship
 No. 1 Charleston 3, No. 2 Northeastern 1

2014 in Charleston, S.C.

Semifinals
 No. 1 Charleston 3, No. 4 UNCW 2
Championship
 No. 2 Hofstra 3, No. 1 Charleston 2

2015 in Harrisonburg, Va.

First Round
 No. 5 Charleston 3, No. 4 Hofstra 2
Semifinals
 No. 5 Charleston 3, No. 1 James Madison 2
Championship
 No. 3 UNCW 3, No. 5 Charleston 0

2016 in Wilmington, N.C.

Semifinals
 No. 6 Delaware 3, No. 2 Charleston 2

2017 in Harrisonburg, Va.

Semifinals
 No. 1 Charleston 3, No. 5 Hofstra 2
Championship
 No. 3 James Madison 3, No. 1 Charleston 0

2018 in Charleston, S.C.

First Round
 No. 3 Charleston 3, No. 6 UNCW 1
Semifinals
 No. 2 James Madison 3, No. 3 Charleston 1

NCAA TOURNAMENT HISTORY

Overall Record: 7-5

2002

First Round in South Bend, Ind.
 Notre Dame 3, Charleston 1

2004

First Round in Los Angeles, Calif.
 Southern California 3, Charleston 0

2005

First Round in Chapel Hill, N.C.
 Charleston 3, North Carolina 1

Second Round in Chapel Hill, N.C.
 No. 21 Purdue 3, Charleston 0

2006

First Round in Gainesville, Fla.
 Arizona State 3, Charleston 1

2007

First Round in Gainesville, Fla.
 Florida 3, Charleston 0

2009

First Round in Gainesville, Fla.
 Florida 3, Charleston 0

2012

First Round in Gainesville, Fla.
 Charleston 3, Miami (Fla.) 2

Second Round in Gainesville, Fla.
 Florida 3, Charleston 0

2013

First Round in Durham, N.C.
 Duke 3, Charleston 1

2017

First Round in Gainesville, Fla.
 Miami 3, Charleston 1

NIVC TOURNAMENT HISTORY

Overall Record: 3-1

2018

First Round in Atlanta, Ga.
 Charleston 3, St. John's 1

Second Round in Atlanta, Ga.
 Charleston 3, Georgia Tech 1

Quarterfinals in Clemson, S.C.
 Charleston 3, Clemson 0

Semifinals in New Orleans, La.
 Tulane 3, Charleston 1



ALL-TIME AWARD WINNERS

SENIOR CLASS ALL-AMERICA

2011 Sarah Havel First Team

AVCA ALL-AMERICA

2018 Kennedy Madison Honorable Mention
2013 Darcy Dorton Honorable Mention
2012 Darcy Dorton Honorable Mention

CoSIDA ACADEMIC ALL-AMERICA

2005 Rebecca Wieters Second Team
2003 Stephanie Ballard First Team



AVCA ALL-REGION

2018 Devon Rachel First Team
Kennedy Madison First Team
2017 Krissy Mummey First Team
Allison Beckman Honorable Mention
2015 Melissa Morello Honorable Mention
2013 Darcy Dorton First Team
Sloane White Honorable Mention
2012 Darcy Dorton First Team
2011 Sarah Havel Honorable Mention
2010 Cole Dawley Honorable Mention
2009 Cole Dawley Honorable Mention
2008 Cole Dawley Honorable Mention
2004 Kaycie Carr Honorable Mention
2002 Mary Sabatino First Team

CVU.COM LIBERO OF THE YEAR

2005 Marie Dobrenz Honorable Mention

CAA COACH OF THE YEAR

2017 Jason Kepner
2013 Jason Kepner

CAA PLAYER OF THE YEAR

2018 Devon Rachel
2017 Krissy Mummey
2013 Darcy Dorton

CAA SETTER OF THE YEAR

2017 Allison Beckman
2013 Kallie McKown

CAA DEFENSIVE SPECIALIST OF THE YEAR

2014 Andi Zbojniewicz
2013 Kallie McKown

ALL-CAA HONORS

2019 Logan Manusky Second Team
2018 Devon Rachel First Team
Kennedy Madison First Team
Allison Beckman Second Team
2017 Krissy Mummey First Team
Allison Beckman First Team
Kennedy Madison Second Team
Devon Rachel Third Team
2016 Maddie Hills Second Team
Kennedy Madison Second Team
Allison Beckman Third Team
2015 Melissa Morello First Team
Allison Beckman Third Team
Kennedy Madison Third Team
2014 Sloane White First Team
Cara Howley Second Team
Andi Zbojniewicz Second Team
Melissa Morello Third Team
2013 Darcy Dorton First Team
Sloane White First Team
Cara Howley Second Team
Melissa Morello Third Team
Kertin Koehler Third Team

CAA ALL-ROOKIE

2015 Allison Beckman
Kennedy Madison
2014 Krissy Mummey
Mackenzie Cooler

CAA ALL-TOURNAMENT

2018 Allison Beckman
2017 Krissy Mummey
McKala Rhodes
2016 McKala Rhodes
2015 Melissa Morello
Kayla Tronick
2014 Sloane White
Melissa Morello
2013 Darcy Dorton (MVP)
Sloane White
Melissa Morello

SoCON COACH OF THE YEAR

2008 Jason Kepner
2004 Sherry Dunbar
2003 Sherry Dunbar
2001 Jewel McRoberts

SoCON PLAYER OF THE YEAR

2010 Cole Dawley
2004 Kaycie Carr

SoCON LIBERO OF THE YEAR

2006 Marie Dobrenz

SoCON FRESHMAN OF THE YEAR

2011 Sloane White
2008 Elyse Chubb
2007 Cole Dawley
2006 Emily Sawin
2004 Tiffany Blum
2001 Sara Davis
1999 Stephanie Ballard

ALL-SoCON HONORS

2012	Darcy Dorton	First Team
	Sloane White	Second Team
2011	Sarah Havel	First Team
	Elyse Chubb	First Team
	Sloane White	Second Team
2010	Cole Dawley	First Team
	Sarah Havel	First Team
	Elyse Chubb	First Team
	Ginny Phillips	Second Team
2009	Cole Dawley	First Team
	Elyse Chubb	First Team
	Ginny Phillips	Second Team
	Sarah Havel	Second Team
2008	Elyse Chubb	Second Team
	Cole Dawley	First Team
	Emily Sawin	Second Team
2007	Lindsey Kane	First Team
	Tiffany Blum	First Team
	Annie Uthe	Second Team
2006	Lindsey Kane	First Team
	Marie Dobrenz	Second Team
	Tiffany Blum	Second Team
	Annie Uthe	Second Team
2005	Kaycie Carr	First Team
	Tiffany Blum	First Team
	Rebecca Wieters	First Team
	Amanda Timmers	Second Team
2004	Rebecca Wieters	First Team
	Kaycie Carr	First Team
	Tiffany Blum	Second Team
	Amanda Timmer	Second Team
	Sara Davis	Second Team
	Tiffany Blum	Second Team
2003	Alisa Long	First Team
	Stephanie Ballard	First Team
	Marie Dobrenz	Second Team
	Kaycie Carr	Second Team
2002	Stephanie Ballard	First Team
	Mary Sabatino	First Team
	Sara Davis	Second Team
	Alisa Long	Second Team
2001	Sara Davis	First Team
	Tara Greene	First Team
	Mary Sabatino	First Team
	Alyson Van Cleave	First Team
2000	Alyson Van Cleave	First Team
	Mary Sabatino	First Team
1999	Stephanie Ballard	First Team

ALL-SoCON FRESHMAN TEAM

2012	Melissa Morello
2011	Sloane White
	Lizzie Theesfeld
2010	Madelyn McGinnis
2008	Emily Sawin
	Elyse Chubb

SoCON ALL-TOURNAMENT

2012	Sloane White (MVP)
	Emily Shelton
	Taeler Davis
2011	Sarah Havel
2010	Sarah Havel
	Elyse Chubb
2009	Ginny Phillips (MVP)
	Sarah Havel
	Cole Dawley
2008	Elyse Chubb
	Cole Dawley
2007	Tiffany Blum (MVP)
	Lindsey Kane
	Emily Sawin
2006	Tiffany Blum (MVP)
	Marie Dobrenz
	Deanna Patrick
2005	Tiffany Blum (MVP)
	Kaycie Carr
	Marie Dobrenz
2004	Amanda Timmers (MVP)
	Sara Davis
	Rebecca Wieters
2003	Stephanie Ballard
	Kaycie Carr
	Alisa Long
2002	Mary Sabatino (MVP)
	Stephanie Ballard
	Tara Greene
2001	Mary Sabatino
	Alyson Van Cleave
2000	Alisa Long
	Alyson Van Cleave

TRANS-AMERICA COACH OF THE YEAR

1994	Laura Lageman
1992	Laura Lageman

TRANS-AMERICA PLAYER OF THE YEAR

1994	Claudia Fann
1992	Suzanne Lowry

ALL-TRANS-AMERICA HONORS

1996	Nikki Henk	First Team
1995	Stacey Vanderplow	First Team
	Jennifer Rodriguez	Second Team
	Sara Plinska	Second Team
1994	Claudia Fann	First Team
	Jennifer Rodriguez	Second Team
	Sara Plinska	Second Team
1993	Michelle Farah	Second Team
	Jennifer Rodriguez	Second Team
	Claudia Fann	Second Team
1992	Suzanne Lowry	First Team
1991	Suzanne Lowry	First Team

TRANS-AMERICA ALL-FRESHMAN TEAM

1996	Nikki Henk
	Megan Scichlone



STEPHANIE BALLARD



SCOOTER BARNETTE

1975 - 78

- » All-State (1976, 1977, 1978)
- » AIAW Regional Champions (1977, 1978)

BARNETTE'S CAREER STATISTICS

Sets	Kills	Pct.	Asst.	Aces	Digs	Blocks
Information not available						

NESSIE HARRIS

1977 - 79

- » All-State (1978, 1979)
- » All-Region (1979)
- » AIAW Regional Champions (1977, 1978, 1979)

HARRIS' CAREER STATISTICS

Sets	Kills	Pct.	Asst.	Aces	Digs	Blocks
Information not available						



CARMEN MERCADDEL

1977 - 80

- » All-State (1979, 1980)
- » All-Region (1979)
- » State All-Tournament Team (1980)
- » Region All-Tournament Team (1980)
- » AIAW Regional Champions (1977, 1978, 1979, 1980)

MERCADEL'S CAREER STATISTICS

Sets	Kills	Pct.	Asst.	Aces	Digs	Blocks
Information not available						





REGINA BROWN HALL

1979 - 82

- » All-State (1981)
- » State All-Tournament Team (1981)
- » Region All-Tournament Team (1980)
- » District 6 All-Star (1982)
- » AIAW Regional Champions (1979, 1980, 1981)

HALL'S CAREER STATISTICS

Sets	Kills	Pct.	Asst.	Aces	Digs	Blocks
Information not available						


LISA SCHWEERS PEEPLES

1979 - 83

- » All-State (1980, 1981)
- » State All-Tournament Team (1980, 1981)
- » Region All-Tournament Team (1980)
- » District 6 All-Star (1982)
- » All-Region Team (1979)
- » AIAW Regional Champions (1979, 1980, 1981)

SCHWEERS PEEPLES' CAREER STATISTICS

Sets	Kills	Pct.	Asst.	Aces	Digs	Blocks
Information not available						




CINDY SPRING MCMURTREY


1982 - 85

- » NAIA All-American (1985)
- » NAIA All-American Honorable Mention (1984)
- » All-District 6 Team (1983, 1984, 1985)
- » District 6 All-Tournament Team (1984, 1985)
- » District 6 Champions (1984, 1985)

SPRING MCMURTREY'S CAREER STATISTICS

Sets	Kills	Pct.	Asst.	Aces	Digs	Blocks
Information not available						





CINDY BAGGETT

1982 - 85

- » NAIA All-American (1984)
- » All-Conference Team (1984, 1985)
- » District 6 Champions (1984, 1985)

BAGGETT'S CAREER STATISTICS

Sets	Kills	Pct.	Asst.	Aces	Digs	Blocks
Information not available						

TERESA TINCHER

1982 - 86

- » All-America Honorable Mention (1986)
- » All-District (1985, 1986)
- » District All-Tournament Team (1985, 1986)
- » District 6 Champions (1984, 1985, 1986)

TINCHER'S CAREER STATISTICS

Sets	Kills	Pct.	Asst.	Aces	Digs	Blocks
Information not available						



TINA DRUTONIS

1986 - 89

- » NAIA All-America Third Team (1988)
- » All-District Team (1988)
- » Scholar-Athlete (1987, 1988)

DRUTONIS' CAREER STATISTICS

Sets	Kills	Pct.	Asst.	Aces	Digs	Blocks
Information not available						





SUZANNE LOWRY

1989-92

- » TAAC Player of the Year (1992)
- » All-TAAC First Team (1991, 1992)
- » Willard Augustus Silcox Award (1993)
- » TAAC Champion (1992)

LOWRY'S CAREER STATISTICS (NCAA I ONLY)

Sets	Kills	Pct.	Asst.	Aces	Digs	Blocks
321	1472	.375	10	64	857	309


CLAUDIA FANN

1991-94

- » TAAC Player of the Year (1994)
- » All-TAAC First Team (1994)
- » All-TAAC Second Team (1993)
- » TAAC All-Tournament Team (1993)
- » TAAC Champion (1992)

FANN'S CAREER STATISTICS

Sets	Kills	Pct.	Asst.	Aces	Digs	Blocks
549	1920	.285	23	209	1590	183



ALYSON VAN CLEAVE

1998-01

- » All-SoCon First Team (2000, 2001)
- » SoCon All-Tournament Team (2000, 2001)
- » Southern Conference Champions (2001)

VAN CLEAVE'S CAREER STATISTICS

Sets	Kills	Pct.	Asst.	Aces	Digs	Blocks
436	1477	.267	84	96	1229	309



MARY SABATINO

1999-2002

- » All-SoCon First Team (2000, 2001, 2002)
- » SoCon Tournament MVP (2002)
- » SoCon All-Tournament Team (2001, 2002)
- » AVCA All-South Region First Team (2002)
- » Stuart Walker Cup Recipient (2002)
- » Southern Conference Champion (2001, 2002)

SABATINO'S CAREER STATISTICS

Sets	Kills	Pct.	Asst.	Aces	Digs	Blocks
465	598	.285	5637	143	1523	162

STEPHANIE BALLARD

1999-03

- » SoCon Freshman of the Year (1999)
- » All-SoCon First Team (1999, 2002, 2003)
- » SoCon All-Tournament Team (2002, 2003)
- » Academic All-American (2003)
- » AVCA All-South Honorable Mention (2002)
- » Southern Conference Champion (2001, 2002, 2003)

BALLARD'S CAREER STATISTICS

Sets	Kills	Pct.	Asst.	Aces	Digs	Blocks
488	1804	.275	113	142	1599	150



ALISA LONG

2000-03

- » All-SoCon First Team (2003)
- » All-SoCon Second Team (2002)
- » SoCon All-Tournament Team (2000, 2003)
- » Southern Conference Champion (2001, 2002, 2003)

LONG'S CAREER STATISTICS

Sets	Kills	Pct.	Asst.	Aces	Digs	Blocks
468	1488	.289	38	55	315	471





SARA DAVIS

2001-04

- » SoCon Freshman of the Year (2001)
- » All-SoCon First Team (2001)
- » All-SoCon Second Team (2002, 2004)
- » SoCon All-Tournament Team (2004)
- » Southern Conference Champion (2001, 2002, 2003, 2004)

DAVIS' CAREER STATISTICS

Sets	Kills	Pct.	Asst.	Aces	Digs	Blocks
447	1095	.225	104	79	1413	207

KAYCIE CARR

2002-05

- » SoCon Player of the Year (2005)
- » All-SoCon First Team (2004, 2005)
- » All-SoCon Second Team (2003)
- » SoCon All-Tournament (2003, 2005)
- » AVCA All-South Region Honorable (2004)
- » Southern Conference Champion (2002, 2003, 2004, 2005)

CARR'S CAREER STATISTICS

Sets	Kills	Pct.	Asst.	Aces	Digs	Blocks
353	282	.274	4242	111	914	176



REBECCA WIETERS

2002-05

- » All-SoCon First Team (2004, 2005)
- » SoCon All-Tournament Team (2004)
- » Academic All-America Second Team (2005)
- » Southern Conference Champion (2002, 2003, 2004, 2005)

WIETERS' CAREER STATISTICS

Sets	Kills	Pct.	Asst.	Aces	Digs	Blocks
389	1190	.292	179	120	650	282





MARIE DOBRENZ

2003-06

- » National Libero of the Year Honorable Mention (2005)
- » SoCon Libero of the Year (2006)
- » All-SoCon Second Team (2003, 2006)
- » SoCon All-Tournament Team (2005, 2006)
- » Southern Conference Champion (2003, 2004, 2005, 2006)

DOBRENZ'S CAREER STATISTICS

Sets	Kills	Pct.	Asst.	Aces	Digs	Blocks
431	80	.132	174	129	2477	4

TIFFANY BLUM

2004-07

- » National Player of the Week (11/14/04, 11/1/05)
- » SoCon Freshman of the Year (2004)
- » All-SoCon First Team (2005, 2007)
- » All-SoCon Second Team (2004, 2006)
- » SoCon Tournament MVP (2005, 2006, 2007)
- » SoCon All-Tournament Team (2005, 2006, 2007)
- » Academic All-America Second Team (2005)
- » Southern Conference Champion (2004, 2005, 2006, 2007)

BLUM'S CAREER STATISTICS

Sets	Kills	Pct.	Asst.	Aces	Digs	Blocks
450	1490	.301	137	49	271	603



LINDSEY KANE

2004-07

- » All-SoCon First Team (2006, 2007)
- » SoCon All-Tournament Team (2007)
- » Southern Conference Champion (2004, 2005, 2006, 2007)

KANE'S CAREER STATISTICS

Sets	Kills	Pct.	Asst.	Aces	Digs	Blocks
350	328	.280	3187	77	823	203





COLE DAWLEY

2007-10

- » SoCon Freshman of Year (2007)
- » All-SoCon First Team (2008, 2009, 2010)
- » SoCon All-Tournament Team (2008, 2009)
- » AVCA All-South Region Honorable Mention (2008, 2009, 2010)
- » Southern Conference Champion (2007, 2008, 2009, 2010)

DAWLEY'S CAREER STATISTICS

Sets	Kills	Pct.	Asst.	Aces	Digs	Blocks
476	599	.301	3737	66	1331	255

ELYSE CHUBB

2008-11

- » SoCon Freshman of the Year (2008)
- » All-SoCon First Team (2009, 2010, 2011)
- » All-SoCon Second Team (2008)
- » SoCon All-Tournament Team (2008, 2010)
- » Southern Conference Champion (2008, 2009, 2010, 2011)

CHUBB'S CAREER STATISTICS

Sets	Kills	Pct.	Asst.	Aces	Digs	Blocks
488	1218	.336	31	19	141	486



SARAH HAVEL

2008-11

- » All-SoCon First Team (2010, 2011)
- » All-SoCon Second Team (2009)
- » SoCon All-Tournament Team (2009, 2010, 2011)
- » Lowe's Senior Classic Academic All-America First Team (2011)
- » Southern Conference Champion (2008, 2009, 2010, 2011)

HAVEL'S CAREER STATISTICS

Sets	Kills	Pct.	Asst.	Aces	Digs	Blocks
462	1032	.295	26	67	227	463





DARCY DORTON

2012-13

- » All-SoCon First Team (2012, 2013)
- » CAA Tournament MVP (2013)
- » CAA Player of the Year (2013)
- » AVCA All-South Region First Team (2012, 2013)
- » AVCA All-America Honorable Mention (2012, 2013)
- » Southern Conference Champion (2012)
- » CAA Champion (2013)

DORTON'S CAREER STATISTICS

Sets	Kills	Pct.	Asst.	Aces	Digs	Blocks
235	921	.201	46	26	625	112

MELISSA MORELLO

2012-15

- » SoCon All-Freshman Team (2012)
- » All-CAA First Team (2015)
- » All-CAA Third Team (2013, 2014)
- » CAA All-Tournament Team (2013, 2014, 2015)
- » AVCA All-East Region Honorable Mention (2015)
- » Southern Conference Champion (2012)
- » CAA Champion (2013, 2014)

MORELLO'S CAREER STATISTICS

Sets	Kills	Pct.	Asst.	Aces	Digs	Blocks
474	1470	.204	92	68	1287	210



VOLLEYBALL



SLOANE WHITE

2011-14

- » SoCon Freshman of the Year (2011)
- » All-SoCon Second Team (2011, 2012)
- » SoCon Tournament MVP (2012)
- » SoCon All-Tournament Team (2012)
- » All-CAA First Team (2013, 2014)
- » CAA All-Tournament Team (2013, 2014)
- » AVCA All-East Coast Region Honorable Mention (2013)
- » Southern Conference Champion (2011, 2012)
- » CAA Champion (2013, 2014)

WHITE'S CAREER STATISTICS

Sets	Kills	Pct.	Asst.	Aces	Digs	Blocks
498	1382	.295	52	89	549	280

KRISSY MUMMEY

2014-17

- » CAA All-Rookie Team (2014)
- » CAA Player of the Year (2017)
- » All-CAA First Team (2017)
- » CAA All-Tournament Team (2017)
- » AVCA All-East Coast Region Honorable Mention (2017)
- » CAA Champion (2014, 2017)

MUMMEY'S CAREER STATISTICS

Sets	Kills	Pct.	Asst.	Aces	Digs	Blocks
379	800	.292	25	14	102	337



COME C US



ALLISON BECKMAN

2018

Team	Total Assists	2nd	1807
Team	Total Kills	3rd	1913
Team	Total Digs	9th	2236
Team	Total Attacks	10th	4930
Team	Assists/Set	14th	13.39
Team	Kills/Set	15th	14.17
Allison Beckman	Total Assists	2nd	1521
Allison Beckman	Assists/Set	7th	11.79
Devon Rachel	Total Attacks	20th	1404
Devon Rachel	Total Kills	21st	512
Devon Rachel	Total Points	22nd	563.5

2017

Team	Opponent Hitting Pct	18th	0.159
Team	W/L Pct	20th	0.818
Team	Kills/Set	25th	14.12
Krissy Mummy	Hitting Pct	11th	0.410
Allison Beckman	Assists/Set	24th	11.19

2016

Team	Attacks/Set	5th	38.77
Team	Digs/Set	23rd	17.16

2015

Team	Total Assists	13th	1659
Team	Total Kills	16th	1765
Team	Total Attacks	21st	4647
Melissa Morello	Total Kills	12th	530
Melissa Morello	Total Points	14th	586.5

2014

Team	Total Digs	1st	2380
Team	Total Attacks	2nd	5049
Team	Digs/Set	4th	18.03
Team	Total Assists	8th	1699
Team	Total Kills	12th	1805
Team	Attacks/Set	15th	38.25
Andi Zbojniec	Total Digs	9th	665

2013

Team	W/L Pct	21st	0.806
------------	---------------	------------	-------

2010

Team	W/L Pct	15th	0.829
Ginny Phillips	Aces/Set	22nd	0.42

2008

Team	Blocks/Set	19th	2.62
Team	W/L Pct	22nd	0.794
Elyse Chubb	Blocks/Set	22nd	1.33

2006

Marie Dobrenz	Digs/Set	16th	5.89
---------------------	----------------	------------	------

2005

Team	Digs/Set	1st	20.44
Team	W/L Pct	3rd	0.941
Team	Kills/Set	17th	16.54
Team	Assists/Set	21st	15.14
Team	Aces/Set	22nd	2.07
Team	Hitting Pct	22nd	0.265
Marie Dobrenz	Digs/Set	5th	6.23
Rebecca Wieters	Aces/Set	14th	0.60
Kaycie Carr	Assists/Set	24th	12.93
Tiffany Blum	Blocks/Set	25th	1.48

2004

Team	Kills/Set	24th	16.50
Team	W/L Pct	25th	0.813



MARIE DOBRENZ

2003

Team	Digs/Set	3rd	19.73
Team	W/L Pct	16th	0.824
Team	Assists/Set	16th	15.13
Team	Kills/Set	17th	16.52
Marie Dobrenz	Digs/Set	4th	5.40
Kaycie Carr	Assists/Set	5th	13.80

2002

Team	W/L Pct	16th	0.829
Team	Hitting Pct	21st	0.270
Mary Sabatino	Assists/Set	25th	12.86

2001

Team	W/L Pct	6th	0.909
Team	Digs/Set	7th	18.52
Team	Hitting Pct	13th	0.287



KILLS

Rk.	No.	Name (Hitting Pct.)	Years
1.	1920	Claudia Fann (.285)	1991-94
2.	1804	Stephanie Ballard (.275)	1999-03
3.	1490	Tiffany Blum (.301)	2004-07
4.	1488	Alisa Long (.289)	2000-03
5.	1477	Alyson VanCleave (.267)	1998-01
6.	1472	Suzanne Lowry (.375)	1991-92
7.	1470	Melissa Morello (.204)	2012-15
8.	1431	Jennifer Rodriguez (.217)	1992-95
9.	1412	Kennedy Madison (.270)	2015-18
10.	1382	Sloane White (.295)	2011-14

KILLS PER SET

(Minimum: 50 Sets)

Rk.	No.	Name	Years
1.	4.59	Suzanne Lowry	1991-92
2.	3.98	Nikki Henk	1996
3.	3.92	Darcy Dorton	2012-13
4.	3.78	Heidi Higginbotham	1993
5.	3.70	Stephanie Ballard	1999-03
6.	3.68	Amanda Timmers	2004-05
7.	3.50	Claudia Fann	1991-94
8.	3.39	Alyson VanCleave	1998-01
9.	3.31	Tiffany Blum	2004-07
10.	3.26	Devon Rachel	2015-18

ATTACK ATTEMPTS

Rk.	No.	Name	Years
1.	4905	Claudia Fann	1991-94
2.	4651	Stephanie Ballard	1999-03
3.	4078	Devon Rachel	2015-18
4.	4040	Melissa Morello	2012-15
5.	3993	Jennifer Rodriguez	1992-95
6.	3707	Emily Sawin	2006-09
7.	3589	Alyson VanCleave	1998-01
8.	3382	Alisa Long	2000-03
9.	3361	Tiffany Blum	2004-07
10.	3338	Slone White	2011-14

ATTACK PERCENTAGE (K-E-A)

(Minimum: 750 Attempts)

Rk.	No.	Name	Years
1.	.375	Suzanne Lowry (1472-289-3158)	1991-92
2.	.336	Elyse Chubb (1218-330-2643)	2008-11
3.	.327	Heidi Higginbotham (537-178-1098)	1993
4.	.305	Shawn Beckham (344-107-777)	2002-03
5.	.302	Kerstin Koehler (411-109-1001)	2010-13
6.	.301	Tiffany Blum (1490-479-3361)	2004-07
	.301	Cole Dawley (599-155-1475)	2007-10
8.	.295	Sloane White (1382-397-3338)	2011-14
	.295	Sarah Havel (1032-276-2562)	2008-11
9.	.292	Rebecca Wieters (1190-316-2993)	2002-05
	.292	Krissy Mummey (800-286-1761)	2014-17

ASSISTS

Rk.	No.	Name	Years
1.	5637	Mary Sabatino	1999-02
2.	5016	Allison Beckman	2015-18
3.	4251	Sara Plinska	1994-97
4.	4242	Kaycie Carr	2002-05
5.	3737	Cole Dawley	2007-10
6.	3371	Michelle Farah	1991-93
7.	3187	Lindsey Kane	2004-07
8.	2606	Kallie McKown	2010-14
9.	2551	Taeler Davis	2011-13
10.	1875	Paige Boehlke	1991

ASSISTS PER SET

(Minimum: 50 Sets)

Rk.	No.	Name	Years
1.	12.12	Mary Sabatino	1999-02
2.	12.02	Kaycie Carr	2002-05
3.	11.65	Sara Plinska	1994-97
4.	10.86	Allison Beckman	2015-18
5.	10.31	Michelle Farah	1991-93
6.	10.25	Paige Boehlke	1991
7.	9.11	Lindsey Kane	2004-07
8.	8.48	Taeler Davis	2011-13
9.	7.86	Cole Dawley	2007-10
10.	6.69	Jessie Welter	1996-98

SERVICE ACES

Rk.	No.	Name	Years
1.	235	Jennifer Rodriguez	1992-95
2.	209	Claudia Fann	1991-94
3.	158	Becky Polster	1994-97
4.	152	Lauren Taylor	1995-98
5.	143	Mary Sabatino	1999-02
6.	142	Stephanie Ballard	1999-03
7.	129	Marie Dobrenz	2003-06
8.	121	Stacey Vanderplow	1992-95
9.	120	Rebecca Wieters	2002-05
10.	114	Ginny Phillips	2007-10

SERVICE ACES PER SET

(Minimum: 50 Sets)

Rk.	No.	Name	Years
1.	0.46	Jennifer Rodriguez	1992-95
2.	0.45	Angela Stockton	1991
3.	0.44	Lauren Taylor	1995-98
4.	0.39	Gregg Swanson	2000-02
5.	0.39	Shawn Beckham	2001-03
6.	0.38	Claudia Fann	1991-94
7.	0.37	Amanda Timmers	2004-05
8.	0.33	Paige Boehlke	1991
9.	0.33	Becky Polster	1994-97
10.	0.31	Kaycie Carr	2002-05
	0.31	Rebecca Wieters	2002-05
	0.31	Mary Sabatino	1999-02

DIGS

Rk.	No.	Name	Years
1.	2477	Marie Dobrenz	2003-06
2.	2161	Emily Shelton	2008-12
3.	2003	McKala Rhodes	2015-18
4.	1605	Andi Zbojnowicz	2011-13
5.	1599	Stephanie Ballard	1999-03
6.	1590	Claudia Fann	1991-94
7.	1523	Mary Sabatino	1999-02
8.	1415	Jennifer Rodriguez	1992-95
9.	1413	Sara Davis	2001-04
10.	1331	Cole Dawley	2007-10

DIGS PER SET

(Minimum: 50 Sets)

Rk.	No.	Name	Years
1.	5.75	Marie Dobrenz	2003-06
2.	4.20	Emily Shelton	2008-12
3.	4.13	McKala Rhodes	2015-18
4.	3.78	Tara Greene	2001-02
5.	3.54	Nikki Henk	1996
6.	3.28	Stephanie Ballard	1999-03
	3.28	Mary Sabatino	1999-02
8.	3.22	Andi Zbojnowicz	2011-14
9.	3.16	Sara Davis	2001-04
10.	3.03	Paige Boehlke	1991



SOLO BLOCKS

Rk.	No.	Name	Years
1.	104	Tiffany Blum	2004-07
2.	97	Suzanne Lowry	1991-92
3.	92	Dawn Zmuda	1991-94
4.	90	Alisa Long	2000-03
5.	83	Sarah Havel	2008-11
6.	75	Alyson Vancleave	1998-01
7.	74	Annie Uthe	2004-07
8.	64	Krissy Mummy	2014-17
9.	58	Elyse Chubb	2008-11
10.	55	Karen Merritt	1994-95
	55	Sara Wilcox	1994-97

BLOCK ASSISTS

Rk.	No.	Name	Years
1.	499	Tiffany Blum	2004-07
2.	428	Elyse Chubb	2008-11
3.	381	Alisa Long	2000-03
4.	380	Sarah Havel	2008-11
5.	337	Annie Uthe	2004-07
6.	293	Ginny Phillips	2007-10
7.	273	Krissy Mummy	2014-17
8.	265	Dawn Zmuda	1991-94
9.	255	Sloane White	2011-14
10.	253	Kennedy Madison	2015-18

TOTAL BLOCKS

Rk.	No.	Name	Years
1.	603	Tiffany Blum	2004-07
2.	486	Elyse Chubb	2008-11
3.	471	Alisa Long	2000-03
4.	463	Sarah Havel	2008-11
5.	411	Annie Uthe	2004-07
6.	357	Dawn Zmuda	1991-94
7.	337	Krissy Mummy	2014-17
8.	315	Ginny Phillips	2007-10
9.	309	Suzanne Lowry	1991-92
	309	Alyson Vancleave	1998-01

BLOCKS PER SET

(Minimum: 50 Sets)

Rk.	No.	Name	Years
1.	1.34	Tiffany Blum	2004-07
2.	1.08	Courtney Mace	1998-99
3.	1.03	Jane Feddersen	2016-17
4.	1.02	Jennifer Darty	2008-09
5.	1.01	Alisa Long	2000-03
6.	1.00	Elyse Chubb	2008-11
	1.00	Sarah Havel	2008-11
	1.00	Annie Uthe	2004-07
9.	0.99	Heidi Higginbotham	1993
10.	0.97	Kayla Tronick	2015

POINTS

Rk.	No.	Name	Years
1.	2238.5	Claudia Fann	1991-94
2.	2037.5	Stephanie Ballard	1999-03
3.	1892.5	Tiffany Blum	2004-07
4.	1823.5	Alisa Long	2000-03
5.	1799.5	Jennifer Rodriguez	1992-95
6.	1765.0	Alyson VanCleave	1998-01
7.	1739.0	Suzanne Lowry	1991-92
8.	1659.5	Melissa Morello	2012-15
9.	1623.5	Sloane White	2011-14
10.	1593.5	Kennedy Madison	2015-18

POINTS PER SET

(Minimum: 50 Sets)

Rk.	No.	Name	Years
1.	5.42	Suzanne Lowry	1991-92
2.	4.50	Nikki Henk	1996
3.	4.39	Heidi Higginbotham	1993
4.	4.35	Amanda Timmers	2004-05
5.	4.32	Darcy Dorton	2012-13
6.	4.21	Tiffany Blum	2004-07
7.	4.18	Stephanie Ballard	1999-03
8.	4.08	Claudia Fann	1991-94
9.	4.05	Alyson VanCleave	1998-01
10.	3.90	Alisa Long	2000-03

SETS PLAYED

Rk.	No.	Name	Years
1.	549	Claudia Fann	1991-94
2.	546	Stacey Schultz	1992-95
3.	514	Emily Shelton	2008-12
4.	507	Jennifer Rodriguez	1992-95
5.	498	Sloane White	2011-14
	498	Andi Zbojniec	2011-14
7.	491	Kallie McKown	2010-14
8.	488	Elyse Chubb	2008-11
	488	Stephanie Ballard	1999-03
10.	485	McKala Rhodes	2015-18

MATCHES PLAYED *

Rk.	No.	Name	Years
1.	140	Kallie McKown	2010-14
2.	138	Emily Shelton	2008-12
3.	137	Stephanie Ballard	1999-03
4.	134	Tiffany Blum	2004-07
5.	133	Andi Zbojniec	2011-14
	133	Elyse Chubb	2008-11
	133	Emily Sawin	2006-09
	133	Sara Davis	2001-04
	133	Alisa Long	2000-03
	133	Becky Polster	1994-97

* - Information not available for all years



1,500 KILLS

1.	1,920	Claudia Fann, 1991-94
2.	1,804	Stephanie Ballard, 1999-03*
3.	1,490	Tiffany Blum, 2004-07*
4.	1,488	Alisa Long, 2000-03*
5.	1,477	Alyson VanCleave, 1998-01*
6.	1,472	Suzanne Lowry, 1991-92
7.	1,470	Melissa Morello, 2012-15*
8.	1,431	Jennifer Rodriguez, 1992-95
9.	1,412	Kennedy Madison, 2015-18*
10.	1,382	Sloane White, 2011-14*

4,000 ASSISTS

1.	5,637	Mary Sabatino, 1999-02*
2.	5,016	Allison Beckman, 2015-18*
3.	4,251	Sara Plinska, 1994-97
4.	4,242	Kaycie Carr, 2002-05*

150 SERVICE ACES

1.	235	Jennifer Rodriguez, 1992-95
2.	209	Claudia Fann, 1991-94
3.	158	Becky Polster, 1994-97
4.	152	Lauren Taylor, 1995-98

1,500 DIGS

1.	2,477	Marie Dobrenz, 2003-06*
2.	2,161	Emily Shelton, 2008-12*
3.	2,003	McKala Rhodes, 2015-18*
4.	1,605	Andi Zbojniewicz, 2011-13*
5.	1,599	Stephanie Ballard, 1999-03*
6.	1,590	Claudia Fann, 1991-94
7.	1,523	Mary Sabatino, 1999-02*

300 BLOCKS

1.	603	Tiffany Blum, 2004-07*
2.	486	Elyse Chubb, 2008-11*
3.	471	Alisa Long, 2000-03*
4.	463	Sarah Havel, 2008-11*
5.	411	Annie Uthe, 2004-07*
6.	357	Dawn Zmuda, 1991-94
7.	337	Krissy Mummey, 2014-17*
8.	315	Ginny Phillips, 2007-10*
9.	309	Suzanne Lowry, 1991-92
10.	309	Alyson VanCleave, 1998-01*
11.	303	Kennedy Madison, 2015-18*

1,000 KILLS

1.	1,920	Claudia Fann, 1991-94
2.	1,804	Stephanie Ballard, 1999-03*
3.	1,490	Tiffany Blum, 2004-07*
4.	1,488	Alisa Long, 2000-03*
5.	1,477	Alyson VanCleave, 1998-01*
6.	1,472	Suzanne Lowry, 1991-92
7.	1,470	Melissa Morello, 2012-15*
8.	1,431	Jennifer Rodriguez, 1992-95
9.	1,412	Kennedy Madison, 2015-18*
10.	1,382	Sloane White, 2011-14*
11.	1,368	Devon Rachel, 2015-18*
12.	1,325	Emily Sawin, 2006-09*
13.	1,261	Stacey Vanderplow, 1992-95
14.	1,218	Elyse Chubb, 2008-11*
15.	1,190	Rebecca Wieters, 2002-05*
16.	1,095	Sara Davis, 2001-04*
17.	1,062	Lauren Freed, 2016-19*
18.	1,035	Annie Uthe, 2004-07*
19.	1,032	Sarah Havel, 2008-11*

1,000 DIGS

1.	2,477	Marie Dobrenz, 2003-06*
2.	2,161	Emily Shelton, 2008-12*
3.	2,003	McKala Rhodes, 2015-18*
4.	1,605	Andi Zbojniewicz, 2011-13*
5.	1,599	Stephanie Ballard, 1999-03*
6.	1,590	Claudia Fann, 1991-94
7.	1,523	Mary Sabatino, 1999-02*
8.	1,415	Jennifer Rodriguez, 1992-95
9.	1,413	Sara Davis, 2001-04*
10.	1,331	Cole Dawley, 2007-10*
11.	1,290	Rebecca Polster, 1994-97
12.	1,287	Melissa Morello, 2012-15*
13.	1,269	Stacey Schultz, 1992-95
14.	1,229	Alyson VanCleave, 1998-01*
15.	1,217	Stacey Vanderplow, 1992-95
16.	1,212	Paige Johnson, 2007-10*
17.	1,136	Devon Rachel, 2015-18*
18.	1,135	Logan Manusky, 2017-present*
19.	1,111	Lauren Freed, 2016-19*
20.	1,067	Emily Sawin, 2006-09*
21.	1,044	Kallie McKown, 2010-14*

1,000 KILLS/1,000 DIGS

1.	1,920/1,590	Claudia Fann, 1991-94
2.	1,804/1,599	Stephanie Ballard, 1999-03*
3.	1,477/1,229	Alyson VanCleave, 1998-01*
4.	1,470/1,287	Melissa Morello, 2012-15*
5.	1,431/1,415	Jennifer Rodriguez, 1992-95
6.	1,368/1,136	Devon Rachel, 2015-18*
7.	1,325/1,067	Emily Sawin, 2006-09*
8.	1,261/1,217	Stacey Vanderplow, 1992-95
9.	1,095/1,413	Sara Davis, 2001-04*
10.	1,062/1,111	Lauren Freed, 2016-19*

2,000 ASSISTS/1,000 DIGS

1.	5,637/1,523	Mary Sabatino, 1999-02*
2.	3,737/1,331	Cole Dawley, 2007-10*
3.	2,606/1,044	Kallie McKown, 2010-14*

1,000 KILLS/300 BLOCKS

1.	1,490/603	Tiffany Blum, 2004-07*
2.	1,488/471	Alisa Long, 2000-03*
3.	1,477/309	Alyson VanCleave, 1998-01*
4.	1,472/309	Suzanne Lowry, 1991-92
5.	1,412/303	Kennedy Madison, 2015-18*
6.	1,218/486	Elyse Chubb, 2008-11*
7.	1,035/411	Annie Uthe, 2004-07*
8.	1,032/463	Sarah Havel, 2008-11*

* indicates rally-scoring era (either 30- or 25-point)



SIDE-OUT ERA INDIVIDUAL SEASON RECORDS

KILLS

Rk.	No.	Name (Hitting Pct.)	Year
1.	787	Suzanne Lowry (.350)	1991
2.	685	Suzanne Lowry (.405)	1992
3.	598	Stacey Vanderplow (.251)	1995
4.	546	Claudia Fann (.275)	1991
5.	537	Heidi Higginbotham (.327)	1993
6.	510	Nikki Henk (.266)	1996
	510	Claudia Fann (.312)	1993
8.	508	Alyson VanCleave (.289)	2000
9.	494	Claudia Fann (.282)	1994
10.	484	Stephanie Ballard (.264)	1999

KILLS PER SET

(Minimum: 20 Sets)

Rk.	No.	Name	Year
1.	5.04	Suzanne Lowry	1992
2.	4.66	Alyson VanCleave	2000
3.	4.25	Suzanne Lowry	1991
4.	4.10	Stacey Vanderplow	1995
5.	3.98	Nikki Henk	1996
6.	3.90	Stephanie Ballard	1999
7.	3.89	Claudia Fann	1994
8.	3.78	Heidi Higginbotham	1993
9.	3.75	Claudia Fann	1993
10.	3.68	Jennifer Rodriguez	1994

ATTACK ATTEMPTS

Rk.	No.	Name	Year
1.	1750	Suzanne Lowry	1991
2.	1471	Stacey Vanderplow	1995
3.	1446	Claudia Fann	1991
4.	1408	Suzanne Lowry	1992
5.	1276	Claudia Fann	1994
6.	1272	Jennifer Rodriguez	1994
7.	1244	Stephanie Ballard	1999
8.	1216	Claudia Fann	1993
9.	1215	Alyson Vancleave	2000
10.	1209	Nikki Henk	1996

ATTACK PERCENTAGE (K-E-A)

(Minimum: 500 Attempts)

Rk.	No.	Name	Year
1.	.405	Suzanne Lowry (685-115-1408)	1992
2.	.350	Suzanne Lowry (787-174-1750)	1991
3.	.327	Heidi Higginbotham (537-178-1098)	1993
4.	.312	Claudia Fann (510-131-1216)	1993
5.	.304	Sara Wilcox (362-113-819)	1996
6.	.289	Alyson Vancleave (508-157-1215)	2000
7.	.282	Claudia Fann (494-134-1276)	1994
8.	.275	Claudia Fann (546-149-1446)	1991
9.	.270	Claudia Fann (370-109-967)	1992
10.	.269	Karen Merritt (306-121-687)	1995

ASSISTS

Rk.	No.	Name	Year
1.	1875	Paige Boehlke	1991
2.	1788	Michelle Farah	1993
3.	1692	Sara Plinska	1995
4.	1547	Michelle Farah	1992
5.	1530	Sara Plinska	1994
6.	1372	Mary Sabatino	1999
7.	1248	Mary Sabatino	2000
8.	884	Emily Darr	1998
9.	745	Jessie Welter	1997
10.	536	Sara Plinska	1997

ASSISTS PER SET

(Minimum: 20 Sets)

Rk.	No.	Name	Year
1.	12.86	Michelle Farah	1993
2.	12.34	Sara Plinska	1994
3.	12.00	Mary Sabatino	2000
4.	11.67	Sara Plinska	1995
5.	11.29	Michelle Farah	1992
6.	11.20	Sara Plinska	1996
7.	11.14	Brittany Robinson	1996
8.	11.06	Mary Sabatino	1999
9.	10.31	Sara Plinska	1997
10.	10.25	Paige Boehlke	1991

SERVICE ACES

Rk.	No.	Name	Year
1.	81	Claudia Fann	1993
2.	71	Jennifer Rodriguez	1992
	71	Angela Stockton	1991
4.	63	Lauren Taylor	1998
5.	61	Paige Boehlke	1991
	61	Jennifer Rodriguez	1995
7.	58	Jennifer Rodriguez	1994
8.	57	Claudia Fann	1991
	57	Lauren Taylor	1997
10.	51	Rebecca Polster	1995

SERVICE ACES PER SET

(Minimum: 20 Sets)

Rk.	No.	Name	Year
1.	0.60	Claudia Fann	1993
2.	0.55	Jennifer Rodriguez	1995
3.	0.53	Jennifer Rodriguez	1992
4.	0.52	Lauren Taylor	1998
5.	0.49	Gregg Swanson	2000
6.	0.48	Mary Sabatino	2000
7.	0.47	Lauren Taylor	1997
8.	0.46	Jennifer Rodriguez	1994
9.	0.45	Anne Boxell	1995
10.	0.40	Rebecca Polster	1997

DIGS

Rk.	No.	Name	Year
1.	554	Paige Boehlke	1991
2.	474	Suzanne Lowry	1991
	474	Lynn Hammond	1991
4.	473	Claudia Fann	1991
5.	469	Mary Sabatino	1999
6.	467	Christie Brown	1991
7.	465	Claudia Fann	1994
8.	458	Stacey Vanderplow	1995
9.	453	Nikki Henk	1996
10.	438	Rebecca Polster	1997

DIGS PER SET

(Minimum: 20 Sets)

Rk.	No.	Name	Year
1.	3.78	Mary Sabatino	1999
2.	3.66	Claudia Fann	1994
3.	3.65	Becky Polster	1997
4.	3.54	Nikki Henk	1996
5.	3.50	Alyson VanCleave	2000
6.	3.47	Stephanie Ballard	1999
7.	3.45	Mary Sabatino	2000
8.	3.38	Elizabeth Gury	2000
9.	3.34	Gracie Chandler	1991
10.	3.33	Anna Rawl	2000



SOLO BLOCKS

Rk. No.	Name	Year
1. 70	Suzanne Lowry	1991
2. 38	Dawn Zmuda	1991
3. 36	Courtney Mace	1999
4. 29	Karen Merritt	1995
5. 27	Suzanne Lowry	1992
27	Alyson VanCleave	1999
7. 26	Karen Merritt	1994
26	Dawn Zmuda	1994
26	Heidi Higginbotham	1993
26	Alisa Long	2000
26	Heather Olson	1997

BLOCK ASSISTS

Rk. No.	Name	Year
1. 118	Suzanne Lowry	1991
2. 114	Heidi Higginbotham	1993
3. 100	Becky Polster	1997
4. 99	Courtney Mace	1999
5. 94	Suzanne Lowry	1992
6. 91	Dawn Zmuda	1993
7. 90	Dawn Zmuda	1994
8. 88	Sara Wilcox	1995
9. 87	Courtney Mace	1998
10. 83	Sara Wilcox	1996

TOTAL BLOCKS

Rk. No.	Name	Year
1. 188	Suzanne Lowry	1991
2. 140	Heidi Higginbotham	1993
3. 135	Courtney Mace	1999
4. 124	Becky Polster	1997
5. 121	Suzanne Lowry	1992
6. 116	Dawn Zmuda	1994
7. 110	Dawn Zmuda	1993
8. 106	Heather Olson	1997
9. 105	Sara Wilcox	1996
10. 104	Sara Wilcox	1995

BLOCKS PER SET

(Minimum: 20 Sets)

Rk. No.	Name	Year
1. 1.15	Courtney Mace	1999
2. 1.11	Sara Wilcox	1997
3. 1.05	Dawn Zmuda	1994
4. 1.03	Becky Polster	1997
5. 1.02	Suzanne Lowry	1991
6. 1.00	Courtney Mace	1998
7. 0.99	Heidi Higginbotham	1993
8. 0.90	Alyson VanCleave	2000
9. 0.89	Suzanne Lowry	1992
10. 0.88	Heather Olson	1997

POINTS

Rk. No.	Name	Year
1. 943.0	Suzanne Lowry	1991
2. 796.0	Suzanne Lowry	1992
3. 682.0	Stacey Vanderplow	1995
4. 635.0	Claudia Fann	1991
5. 623.0	Heidi Higginbotham	1993
6. 621.0	Claudia Fann	1993
7. 591.5	Alyson VanCleave	2000
8. 575.5	Nikki Henk	1996
9. 565.0	Claudia Fann	1994
10. 557.0	Stephanie Ballard	1999

POINTS PER SET

(Minimum: 20 Sets)

Rk. No.	Name	Year
1. 5.85	Suzanne Lowry	1992
2. 5.43	Alyson VanCleave	2000
3. 5.10	Suzanne Lowry	1991
4. 4.67	Stacey Vanderplow	1995
5. 4.57	Claudia Fann	1993
6. 4.50	Nikki Henk	1996
7. 4.49	Stephanie Ballard	1999
8. 4.45	Claudia Fann	1994
9. 4.39	Heidi Higginbotham	1993
10. 4.34	Jennifer Rodriguez	1994

SETS PLAYED

Rk. No.	Name	Year
1. 187	Christie Brown	1991
2. 185	Suzanne Lowry	1991
3. 183	Paige Boehlke	1991
4. 177	Claudia Fann	1991
5. 167	Lynn Hammond	1991
6. 159	Angela Stockton	1991
7. 147	Susan Altman	1991
8. 146	Stacey Vanderplow	1995
9. 145	Sara Plinska	1995
145	Stacey Schultz	1995

MATCHES PLAYED

Rk. No.	Name	Year
1. 39	Stacey Vanderplow	1995
39	Stacey Schultz	1995
39	Karen Merritt	1995
39	Sara Plinska	1995
5. 38	Heather Olson	1995
6. 37	Becky Polster	1995
7. 35	Stacey Vanderplow	1994
35	Claudia Fann	1994
35	Jennifer Rodriguez	1994
35	Dawn Zmuda	1994



RALLY SCORING ERA INDIVIDUAL SEASON RECORDS

KILLS

Rk.	No.	Name (Hitting Pct.)	Year
1.	530	Melissa Morello (.240)	2015
2.	529	Darcy Dorton (.191)	2012
3.	512	Devon Rachel (.261)	2018
4.	475	Stephanie Ballard (.312)	2002
5.	469	Stephanie Ballard (.265)	2003
6.	459	Kennedy Madison (.319)	2018
7.	430	Melissa Morello (.162)	2014
8.	422	Cara Howley (.223)	2014
9.	420	Emily Sawin (.196)	2006
10.	416	Amanda Timmers (.240)	2004

KILLS PER SET

(Minimum: 20 Sets)

Rk.	No.	Name	Year
1.	4.20	Darcy Dorton	2012
2.	4.15	Stephanie Ballard	2003
3.	4.11	Melissa Morello	2015
4.	4.00	Devon Rachel	2018
5.	3.86	Stephanie Ballard	2002
6.	3.85	Amanda Timmers	2004
7.	3.75	Tiffany Blum	2005
8.	3.67	Rebecca Wieters	2005
9.	3.61	Alyson VanCleave	2001
10.	3.60	Devon Rachel	2017

ATTACK ATTEMPTS

Rk.	No.	Name	Year
1.	1448	Darcy Dorton	2012
2.	1404	Devon Rachel	2018
3.	1355	Melissa Morello	2015
4.	1270	Stephanie Ballard	2003
5.	1263	Melissa Morello	2014
6.	1152	Stephanie Ballard	2002
7.	1144	Emily Sawin	2008
8.	1121	Emily Sawin	2006
9.	1108	Cara Howley	2014
10.	1089	Devon Rachel	2017

ATTACK PERCENTAGE (K-E-A)

(Minimum: 250 Attempts)

Rk.	No.	Name	Year
1.	.410	Krissy Mummey (347-81-648)	2017
2.	.367	Elyse Chubb (336-79-700)	2010
3.	.360	Elyse Chubb (275-67-578)	2008
4.	.356	Alyson VanCleave (408-104-854)	2001
5.	.344	Tiffany Blum (401-109-850)	2005
6.	.331	Sarah Havel (279-61-658)	2010
7.	.326	Alisa Long (341-101-736)	2001
8.	.323	Sloane White (364-95-833)	2012
9.	.319	Kennedy Madison (459-133-1021)	2018
10.	.318	Alisa Long (381-127-799)	2003
	.318	Annie Uthe (274-84-598)	2005

ASSISTS

Rk.	No.	Name	Year
1.	1611	Lindsey Kane	2006
2.	1573	Kaycie Carr	2003
3.	1543	Mary Sabatino	2002
4.	1521	Allison Beckman	2018
5.	1474	Mary Sabatino	2001
6.	1372	Lindsey Kane	2007
7.	1345	Kaycie Carr	2005
8.	1314	Taeler Davis	2012
9.	1287	Allison Beckman	2017
10.	1271	Cole Dawley	2010

ASSISTS PER SET

(Minimum: 20 Sets)

Rk.	No.	Name	Year
1.	13.80	Kaycie Carr	2003
2.	12.93	Kaycie Carr	2005
3.	12.86	Mary Sabatino	2002
4.	12.60	Mary Sabatino	2001
5.	12.51	Kaycie Carr	2004
6.	12.20	Lindsey Kane	2006
7.	12.04	Lindsey Kane	2007
8.	11.79	Allison Beckman	2018
9.	11.19	Allison Beckman	2017
10.	10.95	Taeler Davis	2012

SERVICE ACES

Rk.	No.	Name	Year
1.	67	Rebecca Wieters	2005
2.	53	Marie Dobrenz	2005
	53	Ginny Phillips	2010
4.	51	Amanda Timmers	2004
	51	Marie Dobrenz	2006
6.	46	Ginny Phillips	2008
7.	44	Stephanie Ballard	2001
8.	41	Shawn Beckham	2002
	41	Kaycie Carr	2005
10.	39	Cara Howley	2014

SERVICE ACES PER SET

(Minimum: 20 Sets)

Rk.	No.	Name	Year
1.	0.65	Kari Fidelholtz	2013
2.	0.60	Rebecca Wieters	2005
3.	0.48	Shawn Beckham	2002
	0.48	Marie Dobrenz	2005
5.	0.47	Amanda Timmers	2004
6.	0.42	Ginny Phillips	2010
7.	0.39	Kaycie Carr	2005
	0.39	Marie Dobrenz	2006
	0.39	Ginny Phillips	2008
10.	0.38	Stephanie Ballard	2001

DIGS

Rk.	No.	Name	Year
1.	777	Marie Dobrenz	2006
2.	693	Marie Dobrenz	2005
3.	671	Emily Shelton	2012
4.	665	Andi Zbojniewicz	2014
5.	626	Marie Dobrenz	2003
6.	620	Emily Shelton	2011
7.	575	McKala Rhodes	2018
8.	551	McKala Rhodes	2016
9.	545	Emily Shelton	2008
10.	530	McKala Rhodes	2017

DIGS PER SET

(Minimum: 20 Sets)

Rk.	No.	Name	Year
1.	6.24	Marie Dobrenz	2005
2.	5.89	Marie Dobrenz	2006
3.	5.40	Marie Dobrenz	2003
4.	5.29	Marie Dobrenz	2004
5.	5.20	Emily Shelton	2012
6.	5.04	Andi Zbojniewicz	2014
7.	4.96	McKala Rhodes	2016
8.	4.85	Logan Manusky	2019
9.	4.66	Emily Shelton	2011
10.	4.58	Emily Shelton	2008



SOLO BLOCKS

Rk.	No.	Name	Year
1.	34	Tiffany Blum	2004
	34	Tiffany Blum	2005
3.	32	Kayla Tronick	2015
4.	29	Alisa Long	2003
	29	Sarah Havel	2010
6.	26	Sarah Havel	2011
7.	25	Annie Uthe	2006
	25	Kerstin Koehler	2012
9.	24	Krissy Mummey	2014
10.	22	Sarah Havel	2009

BLOCK ASSISTS

Rk.	No.	Name	Year
1.	141	Tiffany Blum	2006
2.	130	Tiffany Blum	2007
3.	127	Alisa Long	2003
4.	125	Elyse Chubb	2008
5.	124	Tiffany Blum	2005
6.	122	Sarah Havel	2010
7.	113	Sarah Havel	2011
8.	109	Annie Uthe	2006
9.	107	Elyse Chubb	2010
10.	104	Tiffany Blum	2004
	104	Elyse Chubb	2009

TOTAL BLOCKS

Rk.	No.	Name	Year
1.	161	Tiffany Blum	2006
2.	158	Tiffany Blum	2005
3.	156	Alisa Long	2003
4.	151	Sarah Havel	2010
5.	146	Tiffany Blum	2007
6.	145	Elyse Chubb	2008
7.	139	Sarah Havel	2011
8.	138	Tiffany Blum	2004
9.	134	Annie Uthe	2004
10.	124	Elyse Chubb	2010

BLOCKS PER SET

(Minimum: 20 Sets)

Rk.	No.	Name	Year
1.	1.48	Tiffany Blum	2005
2.	1.41	Tiffany Blum	2004
3.	1.37	Alisa Long	2003
4.	1.33	Elyse Chubb	2008
5.	1.29	Tiffany Blum	2007
6.	1.22	Tiffany Blum	2006
7.	1.17	Sarah Havel	2010
8.	1.12	Annie Uthe	2004
	1.12	Emma Falk	2019
10.	1.09	Jennifer Darty	2008
	1.09	Jane Feddersen	2017

POINTS

Rk.	No.	Name	Year
1.	586.5	Melissa Morello	2015
2.	577.5	Darcy Dorton	2012
3.	563.5	Devon Rachel	2018
4.	524.5	Stephanie Ballard	2002
5.	519.0	Stephanie Ballard	2003
6.	518.0	Kennedy Madison	2018
7.	515.5	Rebecca Wieters	2005
8.	503.0	Alisa Long	2002
9.	497.0	Amanda Timmers	2004
	497.0	Tiffany Blum	2005

POINTS PER SET

(Minimum: 20 Sets)

Rk.	No.	Name	Year
1.	4.64	Tiffany Blum	2005
	4.64	Rebecca Wieters	2005
3.	4.60	Amanda Timmers	2004
4.	4.59	Stephanie Ballard	2003
5.	4.58	Darcy Dorton	2012
6.	4.55	Melissa Morello	2015
7.	4.40	Devon Rachel	2018
8.	4.34	Alisa Long	2003
9.	4.29	Tiffany Blum	2004
10.	4.26	Stephanie Ballard	2002
	4.26	Tiffany Blum	2007

SETS PLAYED

Rk.	No.	Name	Year
1.	135	McKala Rhodes	2018
2.	133	Emily Shelton	2010
	133	Emily Shelton	2011
	133	Sarah Havel	2011
	133	Sloane White	2011
	133	Elyse Chubb	2011
	133	Andi Zbojniec	2011
8.	132	Several players	

MATCHES PLAYED

Rk.	No.	Name	Year
1.	36	McKala Rhodes	2018
	36	Allison Beckman	2018
	36	Kennedy Madison	2018
4.	35	Alisa Long	2002
	35	Mary Sabatino	2002
	35	Elizabeth Gury	2002
	35	Stephanie Ballard	2002
	35	Megan Parkerson	2006
	35	Annie Uthe	2006
	35	Lindsey Kane	2006
	35	Marie Dobrenz	2006
	35	Emily Sawin	2006
	35	Hayley Harrell	2010
	35	Elyse Chubb	2011
	35	Sarah Havel	2011
	35	Sloane White	2011
	35	Andi Zbojniec	2011
	35	Emily Shelton	2010
	35	Emily Shelton	2011
	35	Hayley Harrell	2011
	35	Andj Zbojniec	2012



RALLY SCORING ERA INDIVIDUAL SINGLE-MATCH RECORDS

KILLS

Rk.	No.	Name	Match
1.	32	Whitney Russell	South Carolina (9/4/10)
2.	30	Devon Rachel	UNCW (10/21/18)
3.	27	Whitney Russell	Oregon State (9/11/10)
	27	Darcy Dorton	Miami (11/30/12)
5.	26	Darcy Dorton	at Towson (11/15/13)
	26	Madelyn McGinnis	UNCW (9/16/11)
	26	Cara Howley	Wake Forest (9/12/14)
	26	Melissa Morello	William & Mary (11/7/15)
9.	25	Melissa Morello	at Delaware (11/13/15)
	25	Melissa Morello	at James Madison (11/21/15)

ATTACK ATTEMPTS

Rk.	No.	Name	Match
1.	79	Whitney Russell	Oregon State (9/11/10)
2.	72	Melissa Morello	UNCW (11/22/14)
3.	71	Darcy Dorton	Miami (Fla.) (11/30/12)
4.	66	Devon Rachel	UNCW (10/21/18)
5.	65	Melissa Morello	Towson (10/18/15)
6.	64	Darcy Dorton	North Florida (8/31/12)
	64	Devon Rachel	Hofstra (11/17/17)
8.	63	Emily Sawin	Furman (11/2/08)
	63	Melissa Morello	at James Madison (11/21/15)
10.	62	Whitney Russell	Clemson (9/4/10)
	62	Melissa Morello	Willam & Mary (11/7/15)

ATTACK PERCENTAGE

(min. 12 kills)

Rk.	No.	Name	Match
1	.833	Devon Rachel	at Elon (10/8/15)
2	.800	Elyse Chubb	at The Citadel (11/8/11)
3	.769	Sarah Havel	at The Citadel (11/8/11)
4	.765	Elyse Chubb	Western Carolina (11/15/08)
5	.737	Elyse Chubb	at Georgia Southern (11/6/10)
6	.727	Kennedy Madison	at UNCW (9/27/17)
7	.667	Krissy Mummy	James Madison (10/23/17)
8	.650	Sloane White	Seattle (9/13/13)
9	.625	Elyse Chubb	at UNC Greensboro (11/12/11)
10	.611	Whitney Russell	The Citadel (11/2/10)

ASSISTS

Rk.	No.	Name	Match
1.	68	Allison Beckman	James Madison (10/16/15)
2.	63	Taeler Davis	at Western Carolina (10/21/12)
	63	Taeler Davis	Chattanooga (11/17/12)
4.	62	Taeler Davis	Georgetown (9/14/12)
	62	Taeler Davis	at Furman (11/3/12)
6.	60	Kallie McKown	UNCW (9/16/11)
	60	Taeler Davis	at Charleston So. (9/18/12)
	60	Allison Beckman	at James Madison (11/21/15)
	60	Allison Beckman	Virginia (9/17/16)
10.	59	Cole Dawley	Three times
	59	Allison Beckman	Delaware (10/28/18)

SERVICE ACES

Rk.	No.	Name	Match
1.	9	Kari Fidelholtz	S.C. State (9/7/13)
2.	8	McKala Rhodes	S.C. State (9/4/18)
3.	6	Ginny Phillips	Portland State (08/29/08)
4.	5	Several players	

DIGS

Rk.	No.	Name	Match
1.	38	Andi Zbojniec	at Delaware (10/31/14)
2.	37	Andi Zbojniec	Hofstra (10/10/14)
3.	35	McKala Rhodes	UNCW (10/13/16)
4.	34	McKala Rhodes	Virginia (9/17/16)
5.	32	Emily Shelton	Furman (11/23/08)
	32	Emily Shelton	Western Carolina (10/22/11)
	32	McKala Rhodes	at Delaware (10/2/16)
8.	31	Emily Shelton	Portland State (08/29/08)
	31	Emily Shelton	at Chattanooga (10/15/11)
	31	Emily Shelton	Presbyterian (9/15/12)
	31	McKala Rhodes	Delaware (11/19/16)

SOLO BLOCKS

Rk.	No.	Name	Match
1.	6	Kayla Tronick	Hofstra (10/1/15)
2.	5	Krissy Mummy	Denver (8/26/17)
3.	4	Krissy Mummy	Wake Forest (9/12/14)
	4	Kennedy Madison	at UNCW (10/3/18)
5.	3	Several players	

BLOCK ASSISTS

Rk.	No.	Name	Match
1.	15	Sarah Havel	at Elon (10/23/10)
2.	13	Elyse Chubb	UNCG (11/22/08)
3.	10	Jane Feddersen	William and Mary (11/12/17)
4.	9	Elyse Chubb	Wofford (11/1/08)
	9	Ginny Phillips	at Elon (10/23/10)
	9	Kerstin Koehler	at Appalachian St. (10/19/12)
7.	8	Several players	

TOTAL BLOCKS

Rk.	No.	Name	Match
1.	17	Sarah Havel	at Elon (10/23/10)
2.	13	Elyse Chubb	UNCG (11/22/08)
3.	12	Krissy Mummy	Wake Forest (9/12/14)
	12	Kayla Tronick	Hofstra (10/1/15)
5.	11	Elyse Chubb	Samford (10/18/09)
	11	Jane Feddersen	William and Mary (11/12/17)
7.	10	Sarah Havel	South Florida (9/18/09)
	10	Kerstin Koehler	at Appalachian St. (10/19/12)
	10	Kerstin Koehler	Towson (11/3/13)
10.	9	Several players	

KILLS (3 SETS)

Rk.	No.	Name	Match
1.	21	Devon Rachel	at Delaware (9/28/18)
2.	20	Devon Rachel	at William and Mary (10/10/15)
3.	19	Melissa Morello	Minnesota (9/19/15)
	19	Melissa Morello	at William and Mary (10/10/15)
5.	17	Elyse Chubb	Elon (11/19/11)
	17	Darcy Dorton	Wofford (10/6/12)
	17	Melissa Morello	Wofford (9/12/15)
	17	Devon Rachel	at Towson (10/14/18)
	17	Kennedy Madison	at Northeastern (11/3/18)
10.	16	Ginny Phillips	at Furman (11/22/09)
	16	Melissa Morello	Cal State Fullerton (9/13/14)

KILLS (4 SETS)

Rk. No.	Name	Match
1.	30 Devon Rachel	UNCW (10/21/18)
2.	26 Melissa Morello	William and Mary (11/7/15)
3.	23 Emily Sawin	Western Carolina (10/24/08)
	23 Whitney Russell	Cincinnati (9/10/10)
	23 Darcy Dorton	Sacramento State (8/24/12)
	23 Darcy Dorton	Western Carolina (10/21/12)
	23 Melissa Morello	Northeastern (10/23/15)
8.	22 Madelyn McGinnis	Texas A&M - CC (9/16/11)
	22 Darcy Dorton	Wyoming (9/7/12)
	22 Krissy Mummy	James Madison (10/23/17)
	22 Mandy Napierala	James Madison (10/22/19)

KILLS (5 SETS)

Rk. No.	Name	Match
1.	32 Whitney Russell	South Carolina (9/4/10)
2.	27 Whitney Russell	Oregon State (9/11/10)
	27 Darcy Dorton	Miami (Fla.) (11/30/12)
4.	26 Madelyn McGinnis	UNCW (9/16/11)
	26 Darcy Dorton	at Towson (11/15/13)
	26 Cara Howley	Wake Forest (9/12/14)
7.	25 Melissa Morello	at Delaware (11/13/15)
	25 Melissa Morello	at James Madison (11/21/15)
9.	24 Melissa Morello	UNCW (11/22/14)
	24 Devon Rachel	Hofstra (11/17/17)

ATTEMPTS (3 SETS)

Rk. No.	Name	Match
1.	47 Melissa Morello	Western Kentucky (8/29/15)
	47 Mandy Napierala	UNCW (10/22/19)
3.	45 Devon Rachel	at Delaware (9/28/18)
4.	44 Lauren Freed	Davidson (9/3/16)
5.	43 Melissa Morello	Mercer (8/30/14)
	43 Devon Rachel	Washington State (9/16/16)
7.	42 Melissa Morello	at William & Mary (10/10/15)
	42 Lauren Freed	at Baylor (9/17/16)
9.	41 Emily Sawin	at The Citadel (10/8/08)
	41 Melissa Morello	UNCW (11/7/14)
	41 Mandy Napierala	Northeastern (11/9/19)

ATTEMPTS (4 SETS)

Rk. No.	Name	Match
1.	66 Devon Rachel	UNCW (10/21/18)
2.	65 Melissa Morello	Towson (10/18/15)
3.	62 Melissa Morello	William and Mary (11/7/15)
4.	61 Devon Rachel	at Elon (10/13/17)
5.	60 Devon Rachel	James Madison (11/17/18)
6.	58 Whitney Russell	Cincinnati (9/10/10)
	58 Darcy Dorton	Sacramento State (8/24/12)
	58 Darcy Dorton	Wyoming (9/7/12)
	58 Mandy Napierala	Towson (11/8/19)
10.	57 Darcy Dorton	Furman (10/7/12)

ATTEMPTS (5 SETS)

Rk. No.	Name	Match
1.	79 Whitney Russell	Oregon State (9/11/10)
2.	72 Melissa Morello	UNCW (11/22/14)
3.	71 Darcy Dorton	Miami (Fla.) (11/30/12)
4.	64 Darcy Dorton	North Florida (8/31/12)
	64 Devon Rachel	Hofstra (11/17/17)
6.	63 Emily Sawin	Furman (11/2/08)
	63 Melissa Morello	at James Madison (11/21/15)
8.	62 Whitney Russell	Clemson (9/4/10)
9.	61 Darcy Dorton	Georgetown (9/14/12)
10.	60 Sarah Havel	at Furman (11/14/09)

ACES (3 SETS)

Rk. No.	Name	Match
1.	9 Kari Fidelholtz	South Carolina State (9/7/13)
2.	8 McKala Rhodes	South Carolina State (9/4/18)
3.	5 Emily Neideffer	North Carolina A&T (9/26/10)
	5 Kallie McKown	North Carolina A&T (9/26/10)
	5 Ginny Phillips	Georgia Southern (11/21/10)
	5 Kelly Kolich	South Carolina State (10/16/12)
	5 Taeler Davis	at Wofford (11/2/12)
8.	4 Several players	

ACES (4 SETS)

Rk. No.	Name	Match
1.	5 Emily Sawin	Elon (11/21/08)
	5 Ginny Phillips	at Wofford (10/1/10)
	5 Melissa Morello	Northeastern (10/23/15)
	5 Allison Beckman	Mercer (9/16/17)
5.	4 Several players	

ACES (5 SETS)

Rk. No.	Name	Match
1.	6 Ginny Phillips	Portland State (8/29/08)
2.	4 Ginny Phillips	Furman (11/23/08)
	4 Ginny Phillips	Central Michigan (9/18/10)
	4 Andi Zbojnowicz	at Davidson (10/29/11)
	4 Cara Howley	Northeastern (11/10/13)
	4 Sloane White	Davidson (8/29/14)
	4 Cara Howley	Wake Forest (9/12/14)
	4 Cara Howley	Hofstra (11/23/14)
	4 Lauren Freed	Buffalo (9/7/19)
10.	3 Several players	

ASSISTS (3 SETS)

Rk. No.	Name	Match
1.	49 Allison Beckman	JMU (11/1/15)
2.	46 Allison Beckman	at Kent State (9/10/17)
	46 Allison Beckman	at Towson (10/14/18)
4.	45 Allison Beckman	at Delaware (9/28/18)
5.	44 Allison Beckman	William & Mary (10/10/15)
	44 Allison Beckman	at William & Mary (11/9/18)
7.	43 Allison Beckman	at Northeastern (11/3/18)
8.	42 Cole Dawley	Furman (11/14/10)
	42 Taeler Davis	Elon (11/19/11)
	42 Allison Beckman	Wofford (9/12/15)

ASSISTS (4 SETS)

Rk. No.	Name	Match
1.	63 Taeler Davis	WCU (10/21/12)
	63 Taeler Davis	Chattanooga (11/17/12)
3.	60 Taeler Davis	CSU (9/18/12)
4.	59 Cole Dawley	at Western Carolina (10/24/08)
5.	57 Allison Beckman	Liberty (9/15/18)
6.	56 Allison Beckman	VCU (9/9/16)
7.	55 Kallie McKown	at Georgia State (9/3/11)
	55 Taeler Davis	W. Carolina (10/22/11)
	55 Allison Beckman	William & Mary (11/7/15)
10.	54 Allison Beckman	Charleston Southern (9/10/16)
	54 Allison Beckman	James Madison (10/23/17)

ASSISTS (5 SETS)

Rk. No.	Name	Match
1.	68 Allison Beckman	JMU (10/16/15)
2.	60 Kallie McKown	UNCW (9/16/11)
	60 Allison Beckman	JMU (11/21/15)
	60 Allison Beckman	Virginia (9/17/16)
5.	59 Cole Dawley	at Furman (11/14/09)
	59 Cole Dawley	at N. Illinois (9/28/10)
7.	57 Cole Dawley	at UNCG (9/12/08)
	57 Cole Dawley	Georgia Southern (10/8/10)
	57 Allison Beckman	James Madison (11/3/16)
	57 Allison Beckman	Missouri State (8/24/18)

DIGS (3 SETS)

Rk. No.	Name	Match
1.	26 McKala Rhodes	at Towson (10/14/18)
	26 Logan Manuskay	UNCW (10/22/19)
3.	25 Andi Zbojniec	James Madison (10/24/14)
4.	23 McKala Rhodes	Northeastern (9/25/16)
5.	22 Emily Shelton	Furman (11/5/11)
6.	21 Emily Shelton	Chattanooga (10/19/08)
	21 Emily Shelton	Davidson (10/2/11)
	21 Kallie McKown	Delaware (9/28/14)
	21 Logan Manuskay	at The Citadel (9/17/19)
10.	20 Andi Zbojniec	William & Mary (10/18/13)
	20 McKala Rhodes	Elon (11/6/15)
	20 McKala Rhodes	Appalachian State (9/15/17)
	20 McKala Rhodes	at Delaware (9/28/18)
	20 Logan Manuskay	Northeastern (11/9/19)

DIGS (4 SETS)

Rk. No.	Name	Match
1.	35 McKala Rhodes	James Madison (10/25/18)
2.	32 Emily Shelton	Western Carolina (10/22/11)
3.	31 Emily Shelton	Chattanooga (10/15/11)
	31 Emily Shelton	Presbyterian (9/15/12)
5.	29 Emily Shelton	at Georgia State (9/3/11)
	29 Britney Vallez	Northeastern (10/20/15)
7.	28 Emily Shelton	at Furman (9/27/08)
	28 Andi Zbojniec	James Madison (10/20/13)
9.	27 Paige Johnson	Samford (11/19/10)
	27 Kallie McKown	at Northeastern (11/12/14)
	27 McKala Rhodes	at UNCW (9/27/17)
	27 McKala Rhodes	St. John's (11/29/18)

DIGS (5 SETS)

Rk. No.	Name	Match
1.	38 Andi Zbojniec	at Delaware (10/31/14)
2.	37 Andi Zbojniec	Hofstra (10/10/14)
3.	35 McKala Rhodes	UNCW (10/13/16)
4.	34 McKala Rhodes	Virginia (9/17/16)
5.	32 Emily Shelton	Furman (11/23/08)
	32 McKala Rhodes	at Delaware (10/2/16)
7.	31 Emily Shelton	Portland State (8/29/08)
	31 McKala Rhodes	Delaware (11/19/16)
9.	30 Four players	

BLOCKS (3 SETS)

Rk. No.	Name	Match
1.	11 Elyse Chubb	at Samford (10/18/09)
2.	9 Elyse Chubb	Wofford (11/1/08)
3.	8 Cole Dawley	at Stetson (9/6/08)
	8 Jennifer Darty	Winthrop (9/12/08)
	8 Elyse Chubb	Georgia Southern (10/3/08)
	8 Sarah Havel	Appalachian State (10/21/11)
	8 Krissy Mummey	Cal State Fullerton (9/13/14)
	8 Krissy Mummey	USC Upstate (8/25/17)
	8 Krissy Mummey	at Delaware (11/5/17)
10.	7 Several players	

BLOCKS (4 SETS)

Rk. No.	Name	Match
1.	17 Sarah Havel	Elon (10/23/10)
2.	13 Elyse Chubb	UNCG (11/22/08)
3.	10 Kerstin Koehler	at Appalachian State (10/19/12)
	10 Kerstin Koehler	Towson (11/3/13)
5.	9 Sarah Havel	at Cincinnati (9/5/09)
	9 Jennifer Darty	Furman (10/4/09)
	9 Ginny Phillips	at Elon (10/23/10)
	9 Jane Feddersen	at Elon (10/16/16)
	9 Krissy Mummey	Denver (8/26/17)
	9 Mandy Napierala	St. John's (11/29/18)

BLOCKS (5 SETS)

Rk. No.	Name	Match
1.	13 Elyse Chubb	UNCG (11/22/08)
2.	12 Krissy Mummey	Wake Forest (9/12/14)
	12 Kayla Tronick	Hofstra (10/1/15)
4.	11 Jane Feddersen	William and Mary (11/12/17)
5.	10 Sarah Havel	South Florida (9/18/09)
6.	9 Sarah Havel	at UNCG (10/12/08)
	9 Sarah Havel	at Furman (10/2/10)
	9 Kerstin Koehler	Georgetown (9/14/12)
	9 Kennedy Madison	at Towson (9/30/16)
10.	8 Several players	



ATTACK PERCENTAGE

Rk.	No.	Opponent	Date
1.	0.474	Delaware	10/8/17
2.	0.458	at The Citadel	11/8/11
3.	0.446	at Kent State	9/10/17
4.	0.442	Alabama A&M	9/20/13
5.	0.435	Wofford	9/12/15
6.	0.424	William & Mary	9/23/18
7.	0.420	The Citadel	11/5/08
8.	0.407	at Davidson	10/11/09
9.	0.398	at Georgia Southern	11/6/10
10.	0.393	at James Madison	11/1/15
	0.393	Appalachian State	9/15/17

KILLS

Rk.	No.	Opponent	Date
1.	80	James Madison	10/16/15
2.	75	Wake Forest	9/12/14
3.	73	Elon	10/25/09
	73	Georgetown	9/14/12
	73	Northeastern	11/10/13
6.	72	at Furman	11/14/09
	72	Samford	11/18/12
	72	Miami	11/30/12
	72	Hofstra	9/29/13
10.	71	Several times	

KILLS 3-SETS

Rk.	No.	Opponent	Date
1.	59	at James Madison	11/1/15
2.	56	at Kent State	9/10/17
3.	55	at William and Mary	10/10/15
4.	54	at Delaware	11/16/13
5.	53	Northeastern	9/25/16
	53	at Delaware	9/28/18
7.	52	at Northeastern	11/3/18
8.	51	Furman	11/14/10
	51	UNC Greensboro	11/10/12
	51	at William & Mary	11/9/18

KILLS 4-SETS

Rk.	No.	Opponent	Date
1.	72	Samford	11/18/12
2.	71	Wyoming	9/7/12
	71	Delaware	10/28/18
4.	70	at Wofford	9/26/08
	70	at Western Carolina	10/24/08
	70	at Charleston Southern	9/18/12
7.	69	Chattanooga	11/17/12
	69	Houston Baptist	9/20/14
	69	at James Madison	10/5/14
10.	68	Western Carolina	9/26/09

KILLS 5-SETS

Rk.	No.	Opponent	Date
1.	80	James Madison	10/16/15
2.	75	Wake Forest	9/12/14
3.	73	Elon	10/25/09
	73	Georgetown	9/14/12
	73	Northeastern	11/10/13
6.	72	at Furman	11/14/09
	72	Miami	11/30/12
	72	at Hofstra	9/29/13
9.	71	Georgia Southern	10/8/10

TOTAL ATTEMPTS

Rk.	No.	Opponent	Date
1.	230	UNC Wilmington	11/22/14
2.	225	UNC Wilmington	10/13/16
3.	207	Northeastern	11/10/13
4.	205	James Madison	10/16/15
5.	204	at Delaware	10/2/16
6.	202	at Furman	11/14/09
7.	201	Furman	11/23/08
	201	at Towson	11/2/14
9.	200	Hofstra	10/10/14
10.	199	at UNC Greensboro	10/12/08

TOTAL ATTEMPTS 3-SETS

Rk.	No.	Opponent	Date
1.	142	Northeastern	9/25/16
2.	140	Elon	11/19/11
	140	UNC Greensboro	11/10/12
4.	136	at Wyoming	9/6/19
5.	134	Western Kentucky	8/29/15
6.	133	Davidson	9/3/16
7.	132	James Madison	11/18/17
8.	131	Delaware	9/28/14
	131	Butler	9/9/17
	131	Northeastern	10/7/18

TOTAL ATTEMPTS 4-SETS

Rk.	No.	Opponent	Date
1.	190	Wyoming	9/7/12
2.	189	Evansville	9/4/09
3.	185	at Northeastern	11/12/14
	185	at Northeastern	10/28/16
5.	184	at Georgia State	9/3/11
6.	177	Wyoming	9/17/11
	177	Appalachian State	11/20/11
	177	James Madison	10/20/13
	177	Houston Baptist	9/20/14
10.	176	at William and Mary	10/3/14

TOTAL ATTEMPTS 5-SETS

Rk.	No.	Opponent	Date
1.	230	UNC Wilmington	11/22/14
2.	225	UNC Wilmington	10/13/16
3.	207	Northeastern	11/10/13
4.	205	James Madison	10/16/15
5.	204	at Delaware	10/2/16
6.	202	at Furman	11/14/09
7.	201	Furman	11/23/08
	201	at Towson	11/2/14
9.	200	Hofstra	10/10/14
10.	199	at UNC Greensboro	10/12/08

ASSISTS

Rk.	No.	Opponent	Date
1.	77	James Madison	10/16/15
2.	69	Elon	10/25/09
	69	at Davidson	10/29/11
	69	UNC Wilmington	9/16/11
	69	Georgetown	9/14/12
	69	Northeastern	11/10/13
	69	Elon	10/25/09
8.	68	Wyoming	9/7/12
	68	Eastern Washington	9/2/14
	68	Wake Forest	9/12/14



RALLY SCORING ERA TEAM SINGLE-MATCH RECORDS

ASSISTS 3-SETS

Rk.	No.	Opponent	Date
1.	56	at James Madison	11/1/15
2.	54	at William and Mary	10/10/15
3.	52	at Kent State	9/10/17
4.	51	at Delaware	11/16/13
5.	50	at Delaware	9/28/18
6.	49	Bryant	9/19/15
	49	at Towson	10/14/18
8.	48	at Furman	11/22/09
	48	Mercer	8/30/14
	48	Wofford	9/12/15

ASSISTS 4-SETS

Rk.	No.	Opponent	Date
1.	68	Wyoming	9/7/12
2.	67	at Charleston Southern	9/18/12
3.	66	Chattanooga	11/17/12
	66	at Western Carolina	10/21/12
	66	Houston Baptist	9/20/14
	66	at James Madison	10/5/14
7.	65	at Western Carolina	10/24/08
	65	Delaware	10/28/18
9.	64	at Georgia Southern	11/18/12
10.	63	Evansville	9/4/09
	63	Liberty	9/15/18

ASSISTS 5-SETS

Rk.	No.	Opponent	Date
1.	77	James Madison	10/16/15
2.	69	Elon	10/25/09
	69	at Davidson	10/29/11
	69	UNC Wilmington	9/16/11
	69	Georgetown	9/14/12
	69	Northeastern	11/10/13
	69	Elon	10/25/09
8.	68	Eastern Washington	9/2/14
	68	Wake Forest	9/12/14
10.	67	Several times	

DIGS

Rk.	No.	Opponent	Date
1.	107	at Northeastern	11/12/14
	107	UNC Wilmington	10/13/16
3.	106	UNC Wilmington	11/22/14
4.	104	Western Carolina	10/22/11
5.	101	at Delaware	10/31/14
6.	100	Virginia	9/17/16
	100	at Delaware	10/2/16
8.	98	Furman	11/23/08
	98	at Towson	11/2/14
10.	97	Wyoming	9/7/12
	97	James Madison	10/16/15
	97	James Madison	10/25/18

DIGS 3-SETS

Rk.	No.	Opponent	Date
1.	79	Northeastern	9/25/16
2.	78	USC Upstate	8/25/17
3.	68	Delaware	10/21/16
4.	67	William and Mary	10/18/13
	67	James Madison	10/24/14
	67	Elon	11/8/14
7.	66	Elon	11/19/11
8.	65	at UNC Wilmington	10/15/14
9.	63	at William and Mary	10/16/15
	63	Northeastern	10/7/18
	63	Elon	9/21/18

DIGS 4-SETS

Rk.	No.	Opponent	Date
1.	107	at Northeastern	11/12/14
2.	104	Western Carolina	10/22/11
3.	97	Wyoming	9/7/12
	97	James Madison	10/25/18
5.	93	Charleston Southern	9/8/18
6.	92	Houston Baptist	9/20/14
7.	89	Georgia State	9/3/11
8.	88	at Western Carolina	10/21/12
9.	84	Memphis	9/1/12
10.	83	Wyoming	9/17/11

DIGS 5-SETS

Rk.	No.	Opponent	Date
1.	107	UNC Wilmington	10/13/16
2.	106	UNC Wilmington	11/22/14
3.	101	at Delaware	10/31/14
4.	100	Virginia	9/17/16
	100	at Delaware	10/2/16
6.	98	Furman	11/23/08
	98	Furman	11/23/08
	98	at Towson	11/2/14
9.	97	James Madison	10/16/15
10.	96	at UNC Greensboro	10/12/08

ACES

Rk.	No.	Opponent	Date
1.	14	South Carolina State	9/7/13
2.	13	South Carolina State	9/4/18
3.	10	at Wofford	10/1/10
	10	Chicago State	8/27/10
	10	North Carolina A&T	9/26/10
	10	Alabama A&M	9/20/13
7.	9	South Carolina State	10/16/12
	9	Eastern Michigan	9/10/16
	9	Dayton	9/1/18
10.	8	Several times	

ACES 3-SETS

Rk.	No.	Opponent	Date
1.	14	South Carolina State	9/7/13
2.	13	South Carolina State	9/4/18
3.	10	Chicago State	8/27/10
	10	North Carolina A&T	9/26/10
	10	Alabama A&M	9/20/13
6.	9	South Carolina State	10/16/12
7.	8	Several times	



ACES 4-SETS

Rk.	No.	Opponent	Date
1.	10	at Wofford	10/1/10
2.	9	Eastern Michigan	9/10/16
	9	Dayton	9/1/18
4.	8	Wyoming	8/30/08
	8	at Western Carolina	10/24/08
	8	Chattanooga	10/17/10
	8	at Coastal Carolina	9/27/11
	8	Furman	10/7/12
	8	Loyola Chicago	9/2/16
	8	Virginia	9/13/19

ACES 5-SETS

Rk.	No.	Opponent	Date
1.	8	Portland State	8/29/08
	8	UNC Greensboro	10/24/09
	8	Central Michigan	9/18/10
	8	Portland State	8/29/08
	8	UNC Greensboro	10/24/09
6.	7	Several times	

BLOCKS

Rk.	No.	Opponent	Date
1.	23.0	at Elon	10/23/10
2.	21.5	at Samford	10/18/09
3.	17.0	at Appalachian State	10/19/12
	17.0	Hofstra	10/1/15
	17.0	at Alabama	9/5/15
6.	16.5	at Cincinnati	9/5/09
7.	16.0	UNC Greensboro	11/22/08
	16.0	Chattanooga	10/17/10
	16.0	Georgetown	9/14/12
	16.0	Wake Forest	9/12/14
	16.0	Buffalo	9/7/19

BLOCKS 3-SETS

Rk.	No.	Opponent	Date
1.	21.5	at Samford	10/18/09
2.	14.5	at Stetson	9/6/08
3.	14.0	Lafayette	9/19/09
4.	13.0	Winthrop	9/12/08
	13.0	Samford	10/18/08
	13.0	Wofford	10/3/09
	13.0	North Florida	9/17/10
	13.0	Appalachian State	10/21/11
	13.0	UNC Wilmington	11/7/14
	13.0	Elon	11/10/17
	13.0	Charleston Southern	9/20/19

BLOCKS 4-SETS

Rk.	No.	Opponent	Date
1.	23.0	at Elon	10/23/10
2.	17.0	at Appalachian State	10/19/12
3.	16.5	at Cincinnati	9/5/09
4.	16.0	UNC Greensboro	11/22/08
5.	16.0	Chattanooga	10/17/10
6.	15.0	Memphis	9/1/12
7.	14.0	The Citadel	9/23/11
8.	13.0	at Davidson	11/7/08
	13.0	Ball State	9/21/13
	13.0	Towson	11/3/13
	13.0	Hofstra	9/23/16
	13.0	at William and Mary	10/15/17

BLOCKS 5-SETS

Rk.	No.	Opponent	Date
1.	17.0	at Alabama	9/5/15
	17.0	Hofstra	10/1/15
3.	16.0	Georgetown	9/14/12
	16.0	Wake Forest	9/12/14
	16.0	Buffalo	9/7/19
6.	15.0	Hofstra	11/20/15
	15.0	at Towson	9/30/16
8.	14.5	Furman	11/19/12
9.	14.0	at Appalachian State	10/25/08
	14.0	South Florida	9/18/09
	14.0	William and Mary	11/12/17
	14.0	Northern Colorado	9/6/19





RALLY SCORING ERA TEAM SEASON RECORDS

KILLS

1.	2346	1991
2.	2128	1993
3.	2083	1995
4.	2078	2006
5.	2016	2002
6.	1925	2007
7.	1916	2003
8.	1913	2018
9.	1886	2001
10.	1869	2012
	1869	2000

HITTING PCT.

1.	.287	2001
2.	.283	1992
3.	.270	2002
5.	.265	2005
6.	.264	2003
7.	.261	2004
8.	.258	2010
9.	.255	2013
	.255	2017

ASSISTS

1.	1945	1993
2.	1916	1991
3.	1898	2006
4.	1855	1855
5.	1815	2002
6.	1807	2018
7.	1772	2007
8.	1755	2003
9.	1734	2012
10.	1699	2014

DIGS

1.	3209	1991
2.	2434	2006
3.	2380	2014
4.	2372	1999
5.	2342	1995
6.	2341	2000
7.	2289	2003
8.	2269	2005
9.	2236	2018
10.	2223	2011

SOLO BLOCKS

1.	151	1991
2.	101	1999
3.	98	1993
4.	97	1997
5.	95	1994
6.	94	2004
7.	87	1995
8.	82	2012
9.	80	2003
10.	77	1992
	77	2000

BLOCK ASSISTS

1.	507	2006
2.	498	2008
3.	496	2007
4.	492	2010
5.	490	2009
6.	455	2003
7.	454	2005
8.	442	1993
9.	424	2011
10.	415	2017

TOTAL BLOCKS

1.	342.0	1991
2.	323.0	2007
3.	319.0	1993
4.	318.0	2010
5.	317.5	2006
6.	312.0	2008
7.	307.5	2003
6.	299.0	2009
9.	295.0	2005
10.	292.0	1997

POINTS

1.	2989.0	1991
2.	2795.0	2008
3.	2710.0	1993
4.	2688.0	1995
5.	2617.5	2006
6.	2461.0	2002
7.	2428.0	2007
8.	2375.5	2003
9.	2361.0	2005
10.	2336.0	1994

KILLS PER SET

1.	16.54	2005
2.	16.52	2003
3.	16.50	2004
4.	16.12	2001
5.	16.11	2000
6.	16.00	2002
7.	15.78	2007
8.	15.74	2006
9.	14.88	1993
10.	14.58	1994

ATTACK ATT.

1.	6177	1991
2.	5544	2006
3.	5387	1995
4.	5284	2000
5.	5250	1993
6.	5078	1999
7.	5049	2014
8.	4972	2002
9.	4930	2018
10.	4912	2007

ASSISTS PER SET

1.	15.14	2005
2.	15.13	2003
3.	14.52	2007
4.	14.40	2002
5.	14.38	2006
6.	14.36	2001
7.	14.29	2004
8.	13.72	2000
9.	13.60	1993
10.	13.39	2018

DIGS PER SET

1.	20.44	2005
2.	20.18	2000
3.	19.73	2003
4.	19.13	1999
5.	18.52	2001
6.	18.44	2006
7.	18.03	2014
8.	17.27	1994
9.	17.23	2002
10.	17.19	2007

BLOCKS PER SET

1.	2.66	2005
2.	2.65	2007
3.	2.65	2003
4.	2.62	2008
5.	2.61	2004
6.	2.53	2009
7.	2.41	2006
	2.41	1997
9.	2.39	2010
10.	2.38	2017

POINTS PER SET

1.	23.49	2008
2.	21.27	2005
3.	20.86	2004
4.	20.48	2003
5.	19.90	2007
6.	19.83	2006
7.	19.81	2001
8.	19.63	2000
9.	19.53	2002
10.	18.95	1993

SERVICE ACES

1.	322	1995
2.	301	1991
3.	263	1993
4.	243	1992
5.	230	2005
6.	229	1997
7.	224	1998
8.	222	2006
9.	215	2002
	215	1996

SERVICE ACES/SET

1.	2.21	1995
2.	2.07	2005
3.	1.89	1997
4.	1.87	1998
5.	1.85	1993
6.	1.77	1992
7.	1.71	2004
	1.71	2002
8.	1.68	2006
	1.68	2001

SERVICE ATT.*

1.	3654	2006
2.	3338	2007
3.	3172	2005
4.	3077	2018
5.	3051	2004
6.	2979	2012
7.	2975	2011
8.	2972	2017
9.	2970	2003
10.	2641	2009

SERVE PCT.*

1.	.964	2017
2.	.958	2007
3.	.955	2012
4.	.951	2015
	.951	2018
6.	.950	2016
7.	.949	2013
8.	.941	2011
9.	.940	2005
10.	.939	2006

SETS PLAYED

1.	187	1991
2.	146	1995
3.	143	1993
4.	137	1992
5.	135	2018
6.	133	2011
	133	2010
8.	132	2012
	132	2006
	132	2014

MATCHES PLAYED

1.	51	1991
2.	45	1990
3.	39	1993
	39	1995
5.	38	1992
6.	36	2018
7.	35	2012
	35	2011
	35	2002
	35	2006
	35	2010

WINNING PCT.

1.	.941	2005
2.	.909	2001
3.	.829	2002
	.829	2010
5.	.824	2003
6.	.818	2017
7.	.813	2004
8.	.806	2013
9.	.794	2008
10.	.771	2012
	.771	1994
	.771	2006

* 2002-present



KILLS

Year	Name	No.
1991	Suzanne Lowry	787
1992	Suzanne Lowry	685
1993	Heidi Higginbotham	537
1994	Claudia Fann	494
1995	Stacey Vanderplow	598
1996	Nikki Henk	510
1997	Cassie Lohmann	384
1998	Lauren Taylor	329
1999	Stephanie Ballard	484
2000	Alyson VanCleave	508
2001	Alyson VanCleave	408
2002	Stephanie Ballard	475
2003	Stephanie Ballard	469
2004	Amanda Timmers	416
2005	Rebecca Wieters	407
2006	Emily Sawin	420
2007	Tiffany Blum	378
2008	Emily Sawin	384
2009	Sarah Havel	305
2010	Whitney Russell	361
2011	Sloane White	374
2012	Darcy Dorton	529
2013	Darcy Dorton	392
2014	Melissa Morello	430
2015	Melissa Morello	530
2016	Kennedy Madison	293
2017	Devon Rachel	371
2018	Devon Rachel	512
2019	Mandy Napierala	288

HITTING PCT.

Year	Name	No.
1991	Suzanne Lowry	.350
1992	Suzanne Lowry	.405
1993	Heidi Higginbotham	.327
1994	Claudia Fann	.282
1995	Karen Merritt	.269
1996	Sara Wilcox	.304
1997	Heather Olsen	.221
1998	Heather Olsen	.168
1999	Stephanie Ballard	.264
2000	Alyson VanCleave	.289
2001	Alyson VanCleave	.356
2002	Stephanie Ballard	.312
2003	Alisa Long	.318
2004	Rebecca Wieters	.305
2005	Tiffany Blum	.344
2006	Annie Uthe	.254
2007	Tiffany Blum	.315
2008	Elyse Chubb	.360
2009	Elyse Chubb	.306
2010	Elyse Chubb	.367
2011	Elyse Chubb	.313
2012	Sloane White	.323
2013	Cara Howley	.313
2014	Sloane White	.281
2015	Kayla Tronick	.256
2016	Maddie Hills	.270
2017	Krissy Mummy	.410
2018	Kennedy Madison	.319
2019	Peyton Eisnaugle	.322

ASSISTS PER SET

Year	Name	No.
1991	Paige Boehlke	10.25
1992	Michelle Farah	11.29
1993	Michelle Farah	12.86
1994	Sara Plinska	12.34
1995	Sara Plinska	11.67
1996	Jessie Welter	7.28
1997	Jessie Welter	6.26
1998	Emily Darr	8.75
1999	Mary Sabatino	11.06
2000	Mary Sabatino	12.00
2001	Mary Sabatino	12.60
2002	Mary Sabatino	12.86
2003	Kaycie Carr	13.84
2004	Kaycie Carr	12.56
2005	Kaycie Carr	12.93
2006	Lindsey Kane	12.24
2007	Lindsey Kane	12.04
2008	Cole Dawley	10.29
2009	Cole Dawley	9.70
2010	Cole Dawley	10.33
2011	Kallie McKown	8.82
2012	Taeler Davis	10.95
2013	Taeler Davis	5.69
2014	Kallie McKown	6.18
2015	Allison Beckman	9.95
2016	Allison Beckman	10.32
2017	Allison Beckman	11.19
2018	Allison Beckman	11.79
2019	Tori Carpenter	5.53

KILLS PER SET

Year	Name	No.
1991	Suzanne Lowry	4.25
1992	Suzanne Lowry	5.04
1993	Heidi Higginbotham	3.78
1994	Claudia Fann	3.89
1995	Stacey Vanderplow	4.10
1996	Nikki Henk	3.98
1997	Cassie Lohmann	3.20
1998	Lauren Taylor	2.74
1999	Stephanie Ballard	3.90
2000	Alyson VanCleave	4.66
2001	Alyson VanCleave	3.61
2002	Stephanie Ballard	3.86
2003	Stephanie Ballard	4.15
2004	Amanda Timmers	3.82
2005	Rebecca Wieters	3.69
2006	Emily Sawin	3.20
2007	Tiffany Blum	3.30
2008	Emily Sawin	3.23
2009	Sarah Havel	2.61
2010	Whitney Russell	3.19
2011	Sloane White	2.81
2012	Darcy Dorton	4.20
2013	Darcy Dorton	3.60
2014	Melissa Morello	3.26
2015	Melissa Morello	4.11
2016	Kennedy Madison	2.69
2017	Devon Rachel	3.60
2018	Devon Rachel	4.00
2019	Mandy Napierala	2.88

ASSISTS

Year	Name	No.
1991	Paige Boehlke	1875
1992	Michelle Farah	1547
1993	Michelle Farah	1788
1994	Sara Plinska	1530
1995	Sara Plinska	1692
1996	Jessie Welter	517
1997	Jessie Welter	745
1998	Emily Darr	884
1999	Mary Sabatino	1372
2000	Mary Sabatino	1248
2001	Mary Sabatino	1474
2002	Mary Sabatino	1543
2003	Kaycie Carr	1606
2004	Kaycie Carr	1256
2005	Kaycie Carr	1345
2006	Lindsey Kane	1616
2007	Lindsey Kane	1372
2008	Cole Dawley	1225
2009	Cole Dawley	1106
2010	Cole Dawley	1271
2011	Kallie McKown	965
2012	Taeler Davis	1314
2013	Taeler Davis	611
2014	Kallie McKown	810
2015	Allison Beckman	1124
2016	Allison Beckman	1084
2017	Allison Beckman	1287
2018	Allison Beckman	1521
2019	Tori Carpenter	398

DIGS

Year	Name	No.
1991	Paige Boehlke	554
1992	Suzanne Lowry	383
1993	Claudia Fann	395
1994	Claudia Fann	465
1995	Stacey Vanderplow	458
1996	Nikki Henk	453
1997	Becky Polster	438
1998	Lauren Taylor	361
1999	Mary Sabatino	469
2000	Elizabeth Gury	385
2001	Tara Greene	406
2002	Stephanie Ballard	436
2003	Marie Dobrenz	626
2004	Marie Dobrenz	386
2005	Marie Dobrenz	691
2006	Marie Dobrenz	777
2007	Megan Parkerson	470
2008	Emily Shelton	545
2009	Paige Johnson	434
2010	Paige Johnson	435
2011	Emily Shelton	620
2012	Emily Shelton	671
2013	Andi Zbojniewicz	392
2014	Andi Zbojniewicz	665
2015	Brittany Vallez	453
2016	McKala Rhodes	551
2017	McKala Rhodes	530
2018	McKala Rhodes	575
2019	Logan Manuskys	495

DIGS PER SET

Year	Name	No.
1991	Paige Boehlke	3.03
1992	Suzanne Lowry	2.82
1993	Claudia Fann	2.90
1994	Claudia Fann	3.66
1995	Stacey Vanderplow	3.14
1996	Nikki Henk	3.54
1997	Becky Polster	3.65
1998	Lauren Taylor	3.01
1999	Mary Sabatino	3.78
2000	Elizabeth Gury	3.38
2001	Tara Greene	3.90
2002	Stephanie Ballard	3.54
2003	Marie Dobrenz	5.40
2004	Marie Dobrenz	5.36
2005	Marie Dobrenz	6.23
2006	Marie Dobrenz	5.89
2007	Megan Parkerson	3.88
2008	Emily Shelton	4.58
2009	Paige Johnson	3.68
2010	Paige Johnson	3.54
2011	Emily Shelton	4.66
2012	Emily Shelton	5.20
2013	Andi Zbojniec	3.56
2014	Andi Zbojniec	5.04
2015	Brittany Vallez	4.08
2016	McKala Rhodes	4.96
2017	McKala Rhodes	4.30
2018	McKala Rhodes	4.26
2019	Logan Manusk	4.85

BLOCKS PER SET

Year	Name	No.
1991	Suzanne Lowry	1.02
1992	Suzanne Lowry	0.89
1993	Heidi Higginbotham	0.99
1994	Dawn Zmuda	1.05
1995	Sara Wilcox	0.87
1996	Sara Wilcox	0.85
1997	Becky Polster	1.03
1998	Courtney Mace	1.00
1999	Courtney Mace	1.15
2000	Alyson VanCleave	0.90
2001	Alisa Long	0.98
2002	Alisa Long	0.87
2003	Alisa Long	1.37
2004	Tiffany Blum	1.41
2005	Tiffany Blum	1.48
2006	Tiffany Blum	1.22
2007	Tiffany Blum	1.29
2008	Elyse Chubb	1.33
2009	Sarah Havel	0.97
2010	Sarah Havel	1.17
2011	Sarah Havel	1.05
2012	Kerstin Koehler	0.85
2013	Kerstin Koehler	0.97
2014	Krissy Mummey	1.00
2015	Kayla Tronick	0.97
2016	Jane Feddersen	0.92
2017	Jane Feddersen	1.09
2018	Mandy Napierala	0.72
2019	Emma Falk	1.12

SERVICE ACES

Year	Name	No.
1991	Angela Stockton	71
1992	Jennifer Rodriguez	71
1993	Claudia Fann	81
1994	Jennifer Rodriguez	58
1995	Jennifer Rodriguez	61
1996	Becky Polster	45
1997	Lauren Taylor	57
1998	Lauren Taylor	63
1999	Mary Sabatino	46
2000	Mary Sabatino	50
2001	Stephanie Ballard	44
2002	Shawn Beckham	39
2003	Rebecca Wieters	35
2004	Amanda Timmers	51
2005	Rebecca Wieters	65
2006	Marie Dobrenz	51
2007	Lindsey Kane	36
2008	Ginny Phillips	46
2009	Sarah Havel	23
2010	Ginny Phillips	53
2011	Sloane White	29
2012	Taeler Davis	22
2013	Cara Howley	34
2014	Cara Howley	39
2015	Allison Beckman	30
2016	Riana Brennan	25
2017	Logan Manusk	19
2018	Allison Beckman	27
2019	Lauren Freed	29

BLOCKS

Year	Name	No.
1991	Suzanne Lowry	188
1992	Suzanne Lowry	121
1993	Heidi Higginbotham	140
1994	Dawn Zmuda	116
1995	Sara Wilcox	104
1996	Sara Wilcox	105
1997	Becky Polster	124
1998	Courtney Mace	98
1999	Courtney Mace	135
2000	Alyson VanCleave	98
2001	Alisa Long	111
2002	Alisa Long	109
2003	Alisa Long	156
2004	Tiffany Blum	138
2005	Tiffany Blum	158
2006	Tiffany Blum	161
2007	Tiffany Blum	146
2008	Elyse Chubb	145
2009	Sarah Havel	113
2010	Sarah Havel	122
2011	Sarah Havel	113
2012	Kerstin Koehler	105
2013	Kerstin Koehler	96
2014	Krissy Mummey	101
2015	Kayla Tronick	122
2016	Maddie Hills	75
2017	Jane Feddersen	123
2018	Mandy Napierala	72
2019	Peyton Eisnaugle	80





1989 | Coach Laura Lageman

Record: 22-11

Date	Opponent	Result
9/1	South Carolina St.	W, 3-0
9/1	Baptist College	W, 3-1
9/2	Clemson	L, 0-3
9/8	Radford	W, 3-1
9/8	Campbell	W, 3-0
9/9	Davidson	W, 3-1
9/9	Coastal Carolina	W, 3-0
9/9	Virginia Tech	L, 0-3
9/12	UNCW	L, 1-3
9/15	USC Aiken	L, 0-3
9/15	Presbyterian	W, 3-2
9/16	Francis Marion	W, 3-1
9/16	Rollins College	L, 0-3
9/19	South Carolina	L, 0-3
10/7	Newberry	L, 0-3
10/7	Francis Marion	W, 3-0
10/7	Elon	W, 3-0
10/7	Newberry	W, 3-0
10/9	Coastal Carolina	L, 2-3
10/10	Augusta	W, 3-1
10/14	Radford	W, 3-1
10/15	Winthrop	W, 3-0
10/16	UNC Asheville	W, 3-0
10/19	Francis Marion	W, 3-1
10/20	Wofford	L, 0-2
10/20	Lenoir Rhyne	W, 2-0
10/21	Newberry	W, 2-0
10/21	USC Spartanburg	W, 2-0
10/21	USC Spartanburg	L, 0-3
10/23	Baptist College	W, 3-2
10/26	USC Aiken	W, 3-0
10/29	Wofford	W, 3-2
10/30	Presbyterian	L, 1-3

1990 | Coach Laura Lageman

Record: 31-14

Date	Opponent	Result
	\$at South Carolina	L, 3-0
	\$Winthrop	W, 3-2
	\$Coastal Carolina	W, 3-1
	\$Clemson	L, 1-3
	at USC Aiken	W, 3-1
	^James Madison	W, 3-1
	^Radford	W, 3-0
	^East Tennessee St.	L, 2-3
	Baptist College	W, 3-0
	!Davidson	L, 1-3
	!North Carolina Central	W, 3-0
	!Rollins College	W, 3-0
	!Queens College	W, 3-0
	!Campbell	W, 3-0
	at Winthrop	W, 3-0
	Augusta	W, 3-0
	&Jacksonville St.	W, 3-2
	&Florida Southern	L, 0-3
	&Troy	L, 1-3
	&Berry	L, 2-3
	South Carolina St.	W, 3-1
	Coastal Carolina	W, 3-1
	at Baptist College	W, 3-0
	at Morgan St.	W, 3-0
	at Coppin St.	W, 3-0
	at Loyola College	L, 2-3
	at UMBC	L, 1-3
	at UNC Asheville	L, 0-3
	#Elon	W, 2-1
	#Francis Marion	W, 2-0
	#Converse	W, 2-0
	#Elon	W, 2-1
	#Milligan	W, 2-0
	#Milligan	W, 2-0
	at Campbell	W, 3-2
	+UNCW	L, 2-3
	+Winthrop	W, 3-0
	+East Carolina	L, 1-3
	+UNC Greensboro	L, 2-3
	+Appalachian State	W, 3-1
	South Carolina	L, 0-3
	=UNC Charlotte	W, 3-0
	=Chattanooga	W, 3-0
	=Augusta	W, 3-0
	=Furman	W, 3-2

\$Palmetto Invitational, Columbia, S.C.
 ^Coastal Carolina Tournament, Conway, S.C.
 !CofC Invitational, Charleston, S.C.
 &Rollins Invitational, Winter Park, Fla.
 #Francis Marion Tournament, Florence, S.C.
 +UNCG Tournament, Greensboro, N.C.
 =Furman Invitational, Greenville, S.C.

1991 | Coach Laura Lageman

Record: 29-12

Date	Opponent	Result
	\$Georgia Tech	L, 0-3
	\$USC Aiken	W, 3-1
	\$Jacksonville	W, 3-2
	\$South Carolina	L, 2-3
	at South Carolina St.	W, 3-0
	^Georgia Southern	W, 3-0
	^Rollins College	L, 0-3
	^Queens College	W, 3-0
	^Coastal Carolina	W, 3-1
	Davidson	W, 3-0
	Furman	W, 3-2
	at South Carolina	L, 1-3
	at Jacksonville	L, 0-3
	!at Rollins College	L, 0-3
	!Berry	W, 3-2
	!Florida Atlantic	W, 3-1
	!Tampa	L, 0-3
	South Carolina St.	W, 3-1
	&at Georgia St.	L, 2-3
	&Samford	L, 1-3
	&Florida A&M	W, 3-0
	&Stetson	W, 3-1
	at Charleston Southern	L, 2-3
	at American	L, 0-3
	at Morgan State	W, 3-0
	at Campbell	W, 3-0
	at UMBC	L, 2-3
	Loyola	W, 3-0
	USC Aiken	W, 3-2
	#Georgia Tech	L, 0-3
	#Winthrop	W, 3-0
	#at Davidson	L, 0-3
	#UNC Greensboro	L, 1-3
	#Erie	W, 3-2
	Charleston Southern	W, 3-0
	Radford	L, 2-3
	Charleston Southern	W, 3-0
	Davidson	L, 2-3
	at UNC Greensboro	L, 1-3
	at Mercer	W, 3-0
	at Savannah College	W, 3-0
	+Georgia State	L, 0-3
	+Campbell	W, 3-0
	+at Furman	W, 3-0
	+James Madison	L, 0-3
	%Georgia State	L, 0-3
	%Florida International	W, 3-0
	%Mercer	W, 3-1
	%SE Louisiana	W, 3-1
	%Samford	W, 3-0
	%Stetson	L, 1-3

\$Coastal Carolina Tournament, Conway, S.C.
 ^CofC Tournament, Charleston, S.C.
 !Rollins Tournament, Winter Park, Fla.;
 &Georgia State Tournament, Atlanta, Ga.
 #Davidson Tournament, Davidson, N.C.
 +Furman Tournament, Greenville, S.C.
 %Trans America Tournament



ALL-TIME YEAR-BY-YEAR RESULTS

1992 | Coach Laura Lageman

Record: 28-11

TAAC Regular Season Champions

Date	Opponent	Result
	at Florida A&M	W, 3-0
	at Stetson	W, 3-1
	\$Clemson	L, 0-3
	\$Furman	L, 1-3
	\$Charleston Southern	L, 0-3
	\$Coastal Carolina	W, 3-0
	South Carolina St.	W, 3-0
	^at Georgia State	W, 3-1
	^Samford	W, 3-0
	^Western Carolina	W, 3-2
	^Centenary	W, 3-0
	at Charleston Southern	W, 3-1
	Georgia Southern	W, 3-0
	Coastal Carolina	W, 3-1
	&East Carolina	W, 3-1
	&Mercer	W, 3-0
	&at Furman	L, 0-3
	&Charlotte	L, 0-3
	South Carolina	L, 1-3
	#East Carolina	W, 3-1
	#East Tennessee St.	W, 3-0
	#Loyola	W, 3-0
	#at Davidson	W, 3-0
	UNCW	W, 3-1
	at South Carolina St.	W, 3-0
	Florida International	W, 3-0
	at UNCW	W, 3-2
	SE Louisiana	L, 2-3
	at Mercer	W, 3-0
	Charleston Southern	W, 3-2
	at Coastal Carolina	L, 0-3
	UNC Charlotte	L, 1-3
	Campbell	W, 3-0
	Jacksonville	W, 3-0
	%Mercer	W, 3-0
	%Central Florida	L, 0-3
	%Stetson	W, 3-0
	%at Georgia State	W, 3-0
	%Florida International	L, 2-3

\$Palmetto Tournament
 ^Georgia State Tournament, Atlanta, Ga.
 &Furman Invitational, Greenville, S.C.
 #Davidson Tournament, Davidson, N.C.
 %Trans America Tournament, Atlanta, Ga.

1993 | Coach Laura Lageman

Record: 29-9 (9-2 H, 12-4 A, 8-3 N)

Date	Opponent	Result
9/4	Francis Marion	W, 3-0
9/7	at Coastal Carolina	W, 3-1
9/10	\$Charleston Southern	W, 3-2
9/10	\$Winthrop	W, 3-0
9/11	\$at South Carolina	L, 1-3
9/11	\$Coastal Carolina	W, 3-0
9/14	at South Carolina St.	W, 3-0
9/17	*at Central Florida	L, 0-3
9/18	*at Stetson	W, 3-0
9/21	at Charleston Southern	L, 1-3
9/24	^Samford	W, 3-1
9/24	^*Florida International	W, 3-2
9/25	^Jacksonville	W, 3-0
9/25	^Furman	L, 1-3
9/28	at Mercer	W, 3-0
9/28	at Georgia Southern	W, 3-1
9/30	*Central Florida	L, 0-3
10/3	*Florida Atlantic	W, 3-0
10/5	at Jacksonville	W, 3-1
10/8	!at East Carolina	W, 3-1
10/8	!Loyola	W, 3-0
10/9	!Chattanooga	W, 3-1
10/9	!Campbell	W, 3-0
10/13	at South Carolina St.	W, 3-0
10/15	*at Florida International	W, 3-1
10/16	*at Florida Atlantic	W, 3-0
10/16	at Georgia State	W, 3-1
10/20	at South Carolina	W, 3-2
10/22	*Stetson	W, 3-1
10/26	Coastal Carolina	W, 3-0
10/29	&SE Louisiana	L, 2-3
10/30	&at Samford	L, 2-3
10/30	&Mississippi State	W, 3-1
11/2	Charleston Southern	W, 3-1
11/7	UNC Asheville	W, 3-0
11/12	%SE Louisiana	L, 2-3
11/12	%Georgia State	W, 3-1
11/13	%SE Louisiana	L, 2-3

*Trans America Match
 \$Palmetto Tournament, Columbia, S.C.
 ^CofC Invitational, Charleston, S.C.
 !East Carolina Tournament, Greenville, N.C.
 &Samford Tournament, Birmingham, Ala.
 %Trans America Tournament, Orlando, Fla.

1994 | Coach Laura Lageman

Record: 27-8 (12-0 H, 9-4 A, 6-4 N)

TAAC Tournament Runner-Up

Date	Opponent	Result
9/2	\$Oral Roberts	L, 1-3
9/2	\$Charleston Southern	W, 3-0
9/3	\$at South Carolina	L, 0-3
9/6	Coastal Carolina	W, 3-0
9/8	UNCW	W, 3-2
9/10	Davidson	W, 3-0
9/16	*at Stetson	W, 3-0
9/17	*at Central Florida	L, 0-3
9/20	Charleston Southern	W, 3-0
9/23	^Georgia State	L, 2-3
9/24	^Georgia Southern	W, 3-0
9/24	^UNC Asheville	W, 3-0
9/28	*at Campbell	W, 3-0
9/30	!Mercer	W, 3-1
9/30	!*Florida International	W, 3-0
10/1	!Charlotte	W, 3-1
10/1	Jacksonville	W, 3-2
10/4	at UNCW	W, 3-1
10/6	*Florida Atlantic	W, 3-0
10/8	at Jacksonville	W, 3-1
10/11	at Coastal Carolina	W, 3-1
10/15	*Stetson	W, 3-1
10/18	Georgia Southern	W, 3-0
10/20	*Central Florida	L, 2-3
10/25	*Campbell	W, 3-1
10/28	*at Florida Atlantic	W, 3-2
10/29	*at Florida International	W, 3-2
11/2	at Charleston Southern	L, 0-3
11/5	&Tennessee Martin	W, 3-0
11/5	&Samford	W, 3-1
11/6	&at Chattanooga	W, 3-0
11/11	%at SE Louisiana	L, 0-3
11/11	%Samford	W, 3-0
11/12	%at SE Louisiana	W, 3-1
11/12	%Central Florida	L, 0-3

*Trans America Match
 \$Palmetto Tournament, Columbia, S.C.
 ^Big Blue Bash Tournament, Asheville, N.C.
 !CofC Invitational, Charleston, S.C.
 &Chattanooga Invitational, Chattanooga, Tenn.
 %Trans America Tournament, Hammond, La.



1995 | Coach Laura Lageman

Record: 22-17 (8-4 H, 7-5 A, 7-8 N)

Date	Opponent	Result
9/9	\$UNC Charlotte	W, 3-1
9/9	\$at Coastal Carolina	W, 3-2
9/10	\$Montana State	L, 0-3
9/10	\$Chattanooga	L, 2-3
9/13	*Campbell	W, 3-1
9/15	at Florida State	L, 0-3
9/16	at Stetson	W, 3-0
9/19	UNCW	L, 1-3
9/22	South Carolina	L, 0-3
9/26	at Coastal Carolina	L, 2-3
9/29	^Chattanooga	W, 3-0
9/29	^UNC Greensboro	L, 1-3
9/30	^Florida International	W, 3-0
9/30	^Appalachian State	L, 1-3
10/6	at Va. Commonwealth	L, 1-3
10/6	!at NC State	L, 0-3
10/7	!Radford	W, 3-2
10/9	at Stetson	W, 3-2
10/10	at Georgia Southern	W, 3-0
10/12	*Mercer	W, 3-0
10/14	*Georgia State	W, 3-1
10/18	at Charleston Southern	W, 3-0
10/24	*at Campbell	L, 2-3
10/27	&*Georgia State	L, 2-3
10/27	&at Samford	L, 1-3
10/28	&Central Florida	L, 0-3
10/28	&SE Louisiana	L, 0-3
10/30	at Florida A&M	W, 3-0
10/31	Coastal Carolina	W, 3-0
11/3	#!at Mercer	W, 3-2
11/3	#Stetson	W, 3-1
11/4	#UAB	W, 3-2
11/4	#Jacksonville State	W, 3-0
11/5	Wofford	W, 3-0
11/8	Charleston Southern	W, 3-0
11/16	%at Georgia State	W, 3-2
11/16	%SE Louisiana	L, 1-3
11/17	%Stetson	W, 3-0
11/17	%SE Louisiana	L, 0-3

*Trans America Match
 \$Coastal Carolina Tournament, Conway, S.C.
 ^CofC Invitational, Charleston, S.C.
 !N.C. State Tournament, Raleigh, N.C.
 &Samford Tournament, Birmingham, Ala.
 #Mercer Tournament, Macon, Ga.
 %Trans America Tournament, Atlanta, Ga.

1996 | Coach Jewel Geisy McRoberts

Record: 17-17 (8-1 H, 5-12 A, 4-4 N)

Date	Opponent	Result
9/6	\$Jacksonville State	W, 3-1
9/6	\$UNC Asheville	L, 1-3
9/6	\$Georgia Tech	L, 0-3
9/7	\$Mercer	W, 3-1
9/7	\$Georgia Tech	L, 0-3
9/13	Jacksonville	W, 3-1
9/18	*Mercer	W, 3-2
9/20	^Chattanooga	L, 1-3
9/21	^at UNC Greensboro	W, 3-0
9/21	^UNCW	W, 3-1
9/21	^Ga. Southern	W, 3-1
9/24	at Coastal Carolina	L, 1-3
9/28	*Georgia State	L, 1-3
10/1	at UNCW	L, 2-3
10/4	!Jacksonville State	W, 3-0
10/5	!Stetson	L, 1-3
10/5	!Samford	W, 3-2
10/8	at Charleston Southern	W, 3-0
10/10	*at Campbell	W, 3-2
10/12	East Carolina	W, 3-0
10/18	at Central Florida	L, 0-3
10/19	at Florida Atlantic	L, 2-3
10/19	at Stetson	L, 2-3
10/22	at South Carolina	L, 0-3
10/25	*at Georgia State	L, 0-3
10/26	at Wofford	W, 3-0
10/26	at Western Carolina	L, 1-3
10/30	Georgia Southern	W, 3-0
11/1	*at Mercer	L, 1-3
11/2	at Furman	W, 3-1
11/6	*Campbell	W, 3-0
11/8	at Jacksonville	L, 1-3
11/9	at Virginia	L, 0-3
11/12	Charleston Southern	W, 3-0

*Trans America Match
 \$Furman Invitational, Greenville, S.C.
 ^UNCG Tournament, Greensboro, N.C.
 !CofC Invitational, Charleston, S.C.

1997 | Coach Jewel Geisy McRoberts

Record: 16-16 (6-3 H, 6-10 A, 4-3 N)

Date	Opponent	Result
8/29	\$Elon	W, 3-0
8/30	\$at Davidson	W, 3-0
8/30	\$UNCW	W, 3-0
9/2	Coastal Carolina	W, 3-2
9/5	^Queens	W, 3-2
9/6	^East Tennessee State	W, 3-1
9/6	^at Winthrop	L, 0-3
9/9	Charleston Southern	W, 3-0
9/13	at Chattanooga	L, 0-3
9/16	at UNCW	L, 0-3
9/19	!at Wake Forest	L, 2-3
9/19	!Rutgers	L, 0-3
9/20	!Mississippi	L, 0-3
9/20	!West Virginia	L, 0-3
9/23	at Georgia Southern	W, 3-1
9/26	&Western Carolina	L, 1-3
9/26	&Jacksonville State	W, 3-1
9/27	&Stetson	W, 3-2
10/3	*Mercer	W, 3-2
10/5	*Georgia State	L, 1-3
10/10	*at Campbell	W, 3-2
10/17	at Stetson	L, 2-3
10/18	at South Alabama	W, 3-2
10/18	at Jacksonville	L, 0-3
10/21	at Coastal Carolina	L, 0-3
10/26	*at Mercer	L, 0-3
10/29	*Campbell	L, 0-3
10/31	*at Georgia State	L, 0-3
11/7	at Anderson	W, 3-0
11/8	at Clemson	L, 0-3
11/11	at Charleston Southern	W, 3-0
11/16	UNCW	W, 3-2

\$Davidson Tournament, Davidson, N.C.
 ^Winthrop Tournament, Rock Hill, S.C.
 !Wake Forest Tournament, Winston-Salem, N.C.
 &CofC Invitational, Charleston, S.C.
 *Trans America Match



ALL-TIME YEAR-BY-YEAR RESULTS

1998 | Coach Jewel Geisy McRoberts

Record: 9-24 (5-9 H, 2-12 A, 2-3 N)

Date	Opponent	Result
9/4	^UNCW	W, 3-1
9/5	\$Hampton	W, 3-0
9/5	\$at Winthrop	L, 0-3
9/11	*at East Tennessee State	W, 3-2
9/12	*at Appalachian State	L, 1-3
9/17	*at Wofford	L, 1-3
9/18	*at Furman	L, 2-3
9/18	^Coastal Carolina	L, 0-3
9/18	^Georgia Southern	L, 1-3
9/19	^Georgia Tech	L, 0-3
9/23	*at Georgia Southern	L, 0-3
9/25	!Stetson	W, 3-1
9/25	!The Citadel	W, 3-0
9/26	!North Carolina A&T	L, 0-3
9/26	!UNC Asheville	L, 0-3
9/29	at Coastal Carolina	L, 2-3
10/2	*UNC Greensboro	W, 3-2
10/3	*Davidson	L, 0-3
10/9	*at Chattanooga	L, 0-3
10/10	*at Western Carolina	L, 0-3
10/13	Coastal Carolina	L, 0-3
10/16	*Appalachian State	L, 0-3
10/17	*East Tennessee State	L, 1-3
10/24	*Furman	L, 2-3
10/25	*Wofford	W, 3-2
10/28	*Georgia Southern	W, 3-1
11/6	*at Davidson	L, 0-3
11/7	*at UNC Greensboro	W, 3-1
11/8	at Wake Forest	L, 0-3
11/11	at Clemson	L, 0-3
11/14	*at Western Carolina	L, 1-3
11/15	*Chattanooga	L, 0-3
11/17	Charleston Southern	L, 0-3

\$Winthrop Tournament, Rock Hill, S.C.
 ^Furman Tournament, Greenville, S.C.
 !CofC Invitational, Charleston, S.C.
 *Southern Conference Match

1999 | Coach Jewel Geisy McRoberts

Record: 19-13 (10-5 H, 8-5 A, 1-3 N)

Date	Opponent	Result
9/3	\$at Middle Tenn. St.	L, 1-3
9/3	\$Evansville	L, 2-3
9/4	\$LaSalle	L, 1-3
9/4	\$UNC Asheville	W, 3-2
9/8	*at Georgia Southern	W, 3-0
9/10	^UNCW	W, 3-0
9/10	^High Point	W, 3-0
9/11	^Stetson	W, 3-0
9/24	*at Davidson	L, 0-3
9/25	*at UNC Greensboro	W, 3-0
9/28	Charleston Southern	W, 3-0
10/1	*at Appalachian State	W, 3-2
10/2	*at East Tennessee State	L, 1-3
10/5	*at The Citadel	W, 3-0
10/9	*Chattanooga	L, 1-3
10/10	*Western Carolina	W, 3-2
10/13	*Furman	L, 2-3
10/15	*Georgia Southern	W, 3-0
10/19	at Coastal Carolina	W, 3-2
10/22	*at Furman	L, 2-3
10/23	*at Wofford	W, 3-1
10/27	*Wofford	W, 3-0
10/29	*Davidson	L, 0-3
10/30	*UNC Greensboro	W, 3-2
11/2	Coastal Carolina	W, 3-0
11/5	*Appalachian State	L, 1-3
11/6	*East Tennessee State	W, 3-0
11/9	*The Citadel	W, 3-0
11/12	*at Chattanooga	W, 3-2
11/13	*at Western Carolina	L, 0-3
11/16	at Charleston Southern	W, 3-1
11/19	%at Western Carolina	L, 0-3

\$MTSU Tournament, Murfreesboro, Tenn.
 ^CofC Invitational, Charleston, S.C.
 *Southern Conference Match
 %Southern Tournament, Cullowhee, N.C.

2000 | Coach Jewel Geisy McRoberts

Record: 15-17 (8-8 H, 5-8 A, 2-1 N)

Date	Opponent	Result
9/1	\$Belmont	W, 3-0
9/1	\$Austin Peay	L, 0-3
9/2	\$Christian Brothers	W, 3-0
9/5	*Georgia Southern	L, 1-3
9/8	^South Carolina St.	W, 3-0
9/8	^Mercer	W, 3-1
9/9	^Memphis	L, 0-3
9/12	Coastal Carolina	W, 3-1
9/17	*at Wofford	W, 3-0
9/18	*at Furman	L, 0-3
9/22	*UNC Greensboro	W, 3-0
9/23	*Davidson	L, 1-3
9/26	at Charleston Southern	W, 3-0
9/29	*Appalachian State	W, 3-0
9/30	*East Tennessee State	L, 0-3
10/6	*at Chattanooga	L, 2-3
10/7	*at Western Carolina	L, 2-3
10/10	*The Citadel	W, 3-0
10/12	*at Georgia Southern	W, 3-1
10/17	at Coastal Carolina	L, 1-3
10/21	*Furman	L, 1-3
10/22	*Wofford	W, 3-1
10/27	*at Davidson	L, 2-3
10/28	*at UNC Greensboro	W, 3-1
11/3	*at Appalachian State	L, 1-3
11/4	*at East Tennessee State	L, 0-3
11/7	*at The Citadel	W, 3-0
11/11	*Chattanooga	L, 0-3
11/12	*Western Carolina	L, 1-3
11/14	Charleston Southern	L, 2-3
11/17	%Chattanooga	W, 3-0
11/18	%Furman	L, 1-3

\$Austin Peay Tournament, Clarksville, Tenn.
 ^CofC Invitational, Charleston, S.C.
 *Southern Conference Match
 %Southern Conference Tournament, Charleston, S.C.



2001 | Coach Jewel Geisy McRoberts

Record: 30-3 (15-0 H, 11-2 A, 4-1 N)

SoCon Regular Season Champions

Date	Opponent	Result
8/31	\$St. Francis	W, 3-0
8/31	\$Tennessee Martin	W, 3-2
9/1	\$at Indiana State	L, 2-3
9/1	\$IPFW	W, 3-1
9/4	at Charleston Southern	W, 3-0
9/7	^Stetson	W, 3-0
9/7	^Florida International	W, 3-0
9/8	^Tulsa	W, 3-0
9/18	Coastal Carolina	W, 3-0
9/21	*at UNC Greensboro	W, 3-0
9/22	*at Davidson	W, 3-1
9/28	*at East Tennessee State	L, 1-3
9/29	*at Appalachian State	W, 3-0
10/2	*Georgia Southern	W, 3-0
10/3	at Coastal Carolina	W, 3-0
10/6	*Western Carolina	W, 3-0
10/7	*Chattanooga	W, 3-1
10/9	*at The Citadel	W, 3-0
10/11	*at Georgia Southern	W, 3-2
10/12	*Furman	W, 3-1
10/16	Charleston Southern	W, 3-0
10/19	*at Wofford	W, 3-1
10/20	*at Furman	W, 3-1
10/26	*UNC Greensboro	W, 3-0
10/27	*Davidson	W, 3-0
10/31	*Wofford	W, 3-0
11/3	*Appalachian State	W, 3-1
11/4	*East Tennessee State	W, 3-1
11/6	*The Citadel	W, 3-0
11/9	*at Chattanooga	W, 3-0
11/10	*at Western Carolina	W, 3-2
11/16	%vs. Wofford	W, 3-0
11/17	%vs. Georgia Southern	L, 1-3

\$Indiana State Tournament, Terre Haute, Ind.

^CofC Invitational, Charleston, S.C.

*Southern Conference Match

%Southern Conference Tournament, Greensboro, N.C.

2002 | Coach Jewel Geisy McRoberts

Record: 29-6 (12-2 H, 11-3 A, 6-1 N)

SoCon Regular Season Champions

SoCon Tournament Champions

NCAA Tournament First Round

Date	Opponent	Result
8/30	\$Tennessee Tech	W, 3-0
8/30	\$Weber State	L, 2-3
8/31	\$Boston College	L, 0-3
9/6	^at Virginia	W, 3-2
9/7	^Georgetown	L, 0-3
9/7	^William & Mary	W, 3-0
9/10	Charleston Southern	W, 3-0
9/13	!UNCW	W, 3-0
9/14	!at Liberty	W, 3-2
9/14	!Delaware State	W, 3-0
9/17	*at Georgia Southern	L, 2-3
9/20	*at Furman	L, 2-3
9/21	*at Wofford	W, 3-0
9/27	*Appalachian State	W, 3-2
9/28	*East Tennessee State	W, 3-0
10/5	*UNC Greensboro	W, 3-0
10/6	*Davidson	W, 3-2
10/11	*at Chattanooga	W, 3-1
10/12	*at Western Carolina	W, 3-0
10/15	*at The Citadel	W, 3-0
10/17	*Georgia Southern	W, 3-0
10/25	*Furman	W, 3-1
10/26	*Wofford	W, 3-1
10/29	at Charleston Southern	W, 3-0
11/1	*at Davidson	W, 3-0
11/2	*at UNC Greensboro	W, 3-0
11/5	*The Citadel	W, 3-0
11/8	*at Appalachian State	W, 3-0
11/9	*at East Tennessee State	W, 3-0
11/16	*Chattanooga	W, 3-1
11/17	*Western Carolina	W, 3-0
11/22	%East Tennessee State	W, 3-0
11/23	%at Davidson	W, 3-2
11/24	%Georgia Southern	W, 3-0
12/7	#at Notre Dame	L, 1-3

\$CofC Invitational, Charleston, S.C.

^Virginia Invitational, Charlottesville, Va.

!Liberty Tournament, Lynchburg, Va.

*Southern Conference match

%SoCon Tournament, Davidson, N.C.

#NCAA Tournament, South Bend, Ind.

2003 | Coach Sherry Dunbar

Record: 28-6 (12-2 H, 11-2 A, 5-2 N)

SoCon Regular Season Champions

Date	Opponent	Result
8/29	\$Delaware	W, 3-1
8/29	\$Texas Christian	L, 0-3
8/30	\$Middle Tenn. State	L, 2-3
9/5	^at Clemson	W, 3-2
9/5	^Texas Tech	L, 1-3
9/6	^Winthrop	W, 3-0
9/12	!Virginia Tech	W, 3-1
9/12	!at Maryland	L, 1-3
9/13	!Morgan State	W, 3-0
9/16	at Charleston Southern	W, 3-0
9/18	*The Citadel	W, 3-0
9/26	Charlotte	W, 3-0
9/28	*Davidson	W, 3-0
10/3	*at Wofford	W, 3-0
10/4	*at Furman	W, 3-0
10/7	*Georgia Southern	W, 3-1
10/10	*Western Carolina	W, 3-1
10/11	*Appalachian State	W, 3-0
10/14	Charleston Southern	W, 3-0
10/17	*at Elon	W, 3-0
10/18	*at UNC Greensboro	W, 3-0
10/21	at Coastal Carolina	W, 3-2
10/25	*East Tennessee State	W, 3-0
10/26	*Chattanooga	W, 3-0
10/29	*at Georgia Southern	L, 3-1
11/1	*at Davidson	W, 3-0
11/4	*at The Citadel	W, 3-0
11/8	*Furman	W, 3-0
11/9	*Wofford	W, 3-0
11/14	*at Western Carolina	W, 3-0
11/15	*at Appalachian State	W, 3-0
11/21	%East Tennessee State	W, 3-0
11/22	%at Chattanooga	W, 3-0
11/23	%Georgia Southern	L, 2-3

\$CofC Tournament, Charleston, S.C.

^Clemson Tournament, Clemson, S.C.

!Maryland Tournament, College Park, Mary.

*Southern Conference Match

%Southern Conference Tournament, Chattanooga, Tenn.



ALL-TIME YEAR-BY-YEAR RESULTS

2004 | Coach Sherry Dunbar

Record: 26-6 (12-1 H, 8-4 A, 6-1 A)

SoCon Regular Season Champions

SoCon Tournament Champions

NCAA Tournament First Round

Date	Opponent	Result
9/1	at Georgia	L, 1-3
9/3	\$at Alabama	L, 1-3
9/3	\$Montana State	L, 0-3
9/4	\$Xavier	W, 3-2
9/10	^IUPUI	W, 3-0
9/11	^Saint Louis	W, 3-0
9/11	^at UW-Milwaukee	W, 3-0
9/14	Coastal Carolina	W, 3-0
9/17	!Georgia State	W, 3-0
9/18	!East Carolina	W, 3-0
9/18	!Duke	L, 0-3
9/22	*at Georgia Southern	L, 2-3
9/25	*at Davidson	W, 3-1
9/28	*at The Citadel	W, 3-0
10/1	*Wofford	W, 3-0
10/2	*Furman	W, 3-0
10/8	*Western Carolina	W, 3-0
10/10	*at Appalachian State	W, 3-0
10/13	Charleston Southern	W, 3-0
10/15	*at Chattanooga	W, 3-0
10/17	*at East Tennessee State	W, 3-0
10/23	*Elon	W, 3-0
10/24	*UNC Greensboro	W, 3-0
10/29	*Georgia Southern	W, 3-1
10/30	*Davidson	W, 3-0
11/5	*at Wofford	W, 3-0
11/6	*at Furman	W, 3-0
11/12	*The Citadel	W, 3-0
11/19	%Chattanooga	W, 3-1
11/20	%Furman	W, 3-0
11/21	%Appalachian State	W, 3-1
12/2	#at Southern California	L, 0-3

\$Bama Bash, Tuscaloosa, Ala.

^Panther Invitational, Milwaukee, Wis.

!CofC Invitational, Charleston, S.C.

*Southern Conference Match

%Southern Conference Tournament, Cullowhee, N.C.

#NCAA Tournament, Los Angeles, Calif.

2005 | Coach Sherry Dunbar

Record: 32-2 (11-0 H, 13-1 A, 8-1 N)

SoCon Regular Season Champions

SoCon Tournament Champions

NCAA Tournament Second Round

Date	Opponent	Result
8/26	*at The Citadel	W, 3-0
8/27	*The Citadel	W, 3-0
9/2	\$James Madison	W, 3-1
9/2	\$at Illinois-Chicago	W, 3-0
9/3	\$Bowling Green	W, 3-0
9/3	\$Denver	W, 3-1
9/9	^Central Michigan	W, 3-0
9/10	^Baylor	W, 3-0
9/10	^at #16 Tennessee	L, 0-3
9/15	South Carolina	W, 3-0
9/17	Houston	W, 3-2
9/22	*at Furman	W, 3-1
9/24	*at Wofford	W, 3-0
10/1	*Western Carolina	W, 3-0
10/2	*Chattanooga	W, 3-0
10/7	*at Appalachian State	W, 3-2
10/8	*at Davidson	W, 3-0
10/11	*UNC Greensboro	W, 3-0
10/14	*at Georgia Southern	W, 3-0
10/18	at Coastal Carolina	W, 3-1
10/21	*Furman	W, 3-0
10/22	*Wofford	W, 3-0
10/25	*at Elon	W, 3-0
10/29	*at Western Carolina	W, 3-0
10/30	*at Chattanooga	W, 3-0
11/4	*Appalachian State	W, 3-0
11/5	*Davidson	W, 3-0
11/11	*Georgia Southern	W, 3-0
11/18	%Wofford	W, 3-0
11/19	%Chattanooga	W, 3-0
11/20	%Appalachian State	W, 3-1
11/27	Coastal Carolina	W, 3-0
12/2	#at North Carolina	W, 3-1
12/3	#No. 21 Purdue	L, 0-3

\$UIC Invitational, Chicago, Ill.

^Comcast Lady Vol Classic, Knoxville, Tenn.

*Southern Conference match

%Southern Conference Tournament, Statesboro, Ga.

#NCAA Tournament, Chapel Hill, N.C.

2006 | Coach Sherry Dunbar

Record: 27-8 (9-3 H, 13-3 A, 5-2 N)

SoCon Regular Season Champions

SoCon Tournament Champions

NCAA Tournament First Round

Date	Opponent	Result
8/30	at San Diego State	W, 3-1
9/1	\$Weber State	W, 3-0
9/2	\$Binghamton	W, 3-0
9/2	\$at Cal State Fullerton	L, 1-3
9/8	^Wichita State	L, 1-3
9/9	^at North Carolina	W, 3-1
9/9	^Illinois	L, 1-3
9/15	!Eastern Michigan	L, 1-3
9/16	!Columbia	W, 3-1
9/16	!Iowa	L, 2-3
9/19	*The Citadel	W, 3-0
9/22	*at Davidson	W, 3-0
9/23	*at Appalachian State	W, 3-2
9/26	at Winthrop	W, 3-0
9/29	*Wofford	W, 3-0
9/30	*Furman	W, 3-1
10/6	*at Western Carolina	W, 3-1
10/7	*at Chattanooga	W, 3-1
10/14	*UNC Greensboro	W, 3-0
10/15	*Elon	L, 2-3
10/21	*Appalachian State	W, 3-0
10/22	*Davidson	W, 3-1
10/27	*at Wofford	W, 3-0
10/28	*at Furman	W, 3-2
10/31	at Coastal Carolina	L, 2-3
11/1	*at Georgia Southern	W, 3-1
11/4	*Chattanooga	W, 3-1
11/5	*Western Carolina	W, 3-0
11/10	*at Elon	W, 3-1
11/11	*at UNC Greensboro	W, 3-0
11/17	%Georgia Southern	W, 3-0
11/18	%Chattanooga	W, 3-0
11/19	%UNC Greensboro	W, 3-1
11/22	at South Carolina	W, 3-1
11/30	#at Arizona State	L, 1-3

\$Four Points Classic, Fullerton, Calif.

^GSK-Carolina Classic, Chapel Hill, N.C.

!CofC Invitational, Charleston, S.C.

*Southern Conference Match

%Southern Conference Tournament, Boone, N.C.

#NCAA Tournament, Gainesville, Fla.



2007 | Coach Jason Kepner

Record: 26-8 (13-1 H, 8-5 A, 5-2 N)
 SoCon Regular Season Champions
 SoCon Tournament Champions
 NCAA Tournament First Round

Date	Opponent	Result
8/28	at Coastal Carolina	L, 1-3
8/31	\$Illinois-Chicago	W, 3-0
9/1	\$Towson	W, 3-0
9/1	\$Charlotte	W, 3-0
9/7	^at Notre Dame	L, 3-1
9/8	^Ohio	L, 0-3
9/9	^Alabama	W, 3-1
9/14	!Ball State	W, 3-0
9/15	!UT-Arlington	L, 1-3
9/15	!at Iowa	L, 0-3
9/18	*at The Citadel	W, 3-0
9/22	*UNC Greensboro	W, 3-1
9/23	*Elon	W, 3-0
9/28	*at Davidson	W, 3-0
9/29	*at Appalachian State	W, 3-2
10/5	*Georgia Southern	W, 3-1
10/9	*at Chattanooga	L, 2-3
10/11	*Western Carolina	W, 3-0
10/13	*Furman	W, 3-0
10/14	*Wofford	W, 3-0
10/16	Coastal Carolina	W, 3-0
10/19	*at Elon	W, 3-2
10/20	*at UNC Greensboro	W, 3-2
10/27	*Appalachian State	L, 1-3
10/28	*Davidson	W, 3-0
10/30	*The Citadel	W, 3-0
11/2	*at Georgia Southern	W, 3-0
11/9	*at Wofford	W, 3-0
11/10	*at Furman	W, 3-2
11/16	%Georgia Southern	W, 3-0
11/17	%Chattanooga	W, 3-2
11/18	%UNC Greensboro	W, 3-1
11/21	Winthrop	W, 3-0
11/29	#at Florida	L, 0-3

\$Holiday Inn Classic, Charleston S.C.
 ^Shamrock Invitational, South Bend, Ind.
 !Hawkeye-Holiday Inn Challenge, Iowa City, Iowa
 *Southern Conference Match
 %Southern Conference Tournament, Boone, N.C.
 #NCAA Tournament, Gainesville, Fla.

2008 | Coach Jason Kepner

Record: 27-7 (11-1 H, 10-3 A, 6-3 N)
 SoCon Regular Season Champions

Date	Opponent	Result
8/29	\$Portland State	L, 2-3
8/30	\$at Oregon State	L, 0-3
8/30	\$Wyoming	W, 3-1
9/5	^Robert Morris	W, 3-0
9/5	^The Citadel	W, 3-0
9/6	^at Stetson	W, 3-0
9/12	!at South Carolina	L, 0-3
9/12	!Winthrop	W, 3-0
9/13	!Clemson	L, 0-3
9/19	&Duke	L, 0-3
9/20	&Gardner-Webb	W, 3-0
9/20	&Delaware	W, 3-0
9/26	*at Wofford	W, 3-1
9/27	*at Furman	W, 3-1
10/3	*Georgia Southern	W, 3-0
10/4	*Davidson	W, 3-0
10/8	*at The Citadel	W, 3-0
10/12	*at UNC Greensboro	L, 2-3
10/13	*at Elon	W, 3-0
10/18	*Samford	W, 3-0
10/19	*Chattanooga	W, 3-0
10/24	*at Western Carolina	W, 3-1
10/25	*at Appalachian State	W, 3-2
11/1	*Wofford	W, 3-0
11/2	*Furman	W, 3-2
11/5	*The Citadel	W, 3-0
11/7	*at Davidson	W, 3-1
11/9	*at Georgia Southern	W, 3-0
11/15	*Western Carolina	W, 3-0
11/16	*Appalachian State	W, 3-0
11/21	%Elon	W, 3-1
11/22	%UNC Greensboro	W, 3-1
11/23	%Furman	L, 2-3
11/26	at Winthrop	W, 3-0

\$Oregon State Classic, Corvallis, Ore.
 ^Stetson Invitational, DeLand, Fla.
 !Carolina Classic, Columbia, S.C.
 &College of Charleston Invitational, Charleston, S.C.
 *Southern Conference Match
 %Southern Conference Tournament, Greensboro, N.C.

2009 | Coach Jason Kepner

Record: 18-13 (9-2 H, 5-7 A, 4-4 N)
 SoCon Tournament Champions
 NCAA Tournament First Round

Date	Opponent	Result
8/28	\$Winthrop	W, 3-2
8/29	\$South Carolina	L, 2-3
8/29	\$at Clemson	L, 1-3
9/4	^Evansville	L, 1-3
9/5	^Youngstown St	L, 0-3
9/5	^Cincinnati	L, 1-3
9/11	!at Duke	L, 1-3
9/12	!No. 1 Penn State	L, 0-3
9/12	!Loyola	W, 3-0
9/18	&South Florida	W, 3-2
9/19	&Lafayette	W, 3-0
9/22	Charleston Southern	L, 1-3
9/26	*Western Carolina	W, 3-1
9/30	*The Citadel	W, 3-0
10/3	*Wofford	W, 3-0
10/4	*Furman	L, 1-3
10/10	*at Georgia Southern	L, 2-3
10/11	*at Davidson	W, 3-0
10/17	*at Chattanooga	W, 3-0
10/18	*at Samford	W, 3-0
10/24	*UNC Greensboro	W, 3-2
10/25	*Elon	W, 3-2
10/31	*at Appalachian State	L, 1-3
11/4	*at The Citadel	W, 3-0
11/6	*Georgia Southern	W, 3-2
11/7	*Davidson	W, 3-0
11/13	*at Wofford	W, 3-0
11/14	*at Furman	L, 2-3
11/21	%vs. Samford	W, 3-1
11/22	%vs. Furman	W, 3-0
12/3	#vs. No. 14 Florida	L, 0-3

\$Big Orange Bash, Clemson, S.C.
 ^Cincinnati Bearcat Invitational, Cincinnati, Ohio
 !Duke Blue Devil Tournament, Durham, N.C.
 &Holiday Inn Riverview Classic, Charleston, S.C.
 *Southern Conference Match
 %Southern Conference Tournament, Greenville, S.C.
 #NCAA Tournament; Gainesville, Fla.



ALL-TIME YEAR-BY-YEAR RESULTS

2010 | Coach Jason Kepner

Record: 29-6 (14-2 H, 9-2 A, 6-2 N)
SoCon Regular Season Champions

Date	Opponent	Result
8/27	\$South Dakota	W, 3-0
8/27	\$Chicago State	W, 3-0
8/28	\$Oakland	W, 3-0
8/28	\$at Northern Illinois	L, 2-3
9/3	!at Winthrop	W, 3-2
9/4	!South Carolina	W, 3-2
9/4	!Clemson	L, 2-3
9/7	vs. Presbyterian	W, 3-0
9/10	^Cincinnati	W, 3-1
9/11	^Auburn	L, 0-3
9/11	^Oregon State	L, 2-3
9/17	&North Florida	W, 3-0
9/18	&Radford	W, 3-1
9/18	&Central Michigan	W, 3-2
9/21	*at The Citadel	W, 3-1
9/24	*at Western Carolina	W, 3-1
9/26	vs. N.C. A&T	W, 3-0
10/1	*at Wofford	W, 3-1
10/2	*at Furman	L, 2-3
10/8	*Georgia Southern	W, 3-2
10/9	*Davidson	W, 3-1
10/16	*Samford	W, 3-0
10/17	*Chattanooga	W, 3-1
10/22	*at UNC Greensboro	W, 3-1
10/23	*at Elon	W, 3-1
10/26	at Charleston Southern	W, 3-0
10/30	*Appalachian State	W, 3-0
11/2	*The Citadel	W, 3-0
11/5	*at Davidson	W, 3-0
11/6	*at Georgia Southern	W, 3-1
11/13	*Wofford	W, 3-0
11/14	*Furman	W, 3-0
11/19	%Samford	W, 3-1
11/20	%UNC Greensboro	W, 3-1
11/21	%Georgia Southern	L, 0-3

\$Northern Illinois Invite Dekalb, Ill.
!Carolina Classic, Rock Hill, S.C.
^CofC Classic, Charleston, S.C.
&CofC Invitational, Charleston, S.C.
*Southern Conference Match
%Southern Conference Tournament, Boone, N.C.

2011 | Coach Jason Kepner

Record: 25-10 (12-4 H, 9-3 A, 4-3 N)
SoCon Regular Season Champions

Date	Opponent	Result
8/26	\$VCU	L, 1-3
8/27	\$Baylor	L, 0-3
8/27	\$at No.13 Purdue	L, 0-3
9/2	!Harvard	W, 3-2
9/3	!Jacksonville St.	W, 3-0
9/3	!at Georgia State	W, 3-1
9/9	#Winthrop	L, 2-3
9/10	#South Carolina	L, 2-3
9/10	#Clemson	L, 2-3
9/13	at Presbyterian	W, 3-1
9/16	^Texas A&M - Corpus Christi	W, 3-1
9/16	^UNCW	W, 3-2
9/17	^North Florida	L, 2-3
9/17	^Wyoming	W, 3-1
9/20	Charleston Southern	W, 3-0
9/23	*The Citadel	W, 3-1
9/25	*Elon	W, 3-0
9/27	at Coastal Carolina	W, 3-1
10/1	*Georgia Southern	W, 3-1
10/2	*Davidson	W, 3-0
10/7	*at Furman	L, 1-3
10/8	*at Wofford	W, 3-0
10/14	*at Samford	L, 0-3
10/15	*at Chattanooga	W, 3-1
10/21	*Appalachian State	W, 3-0
10/22	*Western Carolina	W, 3-1
10/28	*at Georgia Southern	W, 3-2
10/29	*at Davidson	W, 3-2
11/5	*Furman	W, 3-0
11/6	*Wofford	W, 3-0
11/8	*at The Citadel	W, 3-0
11/12	*at UNCG	W, 3-0
11/19	%Elon	W, 3-0
11/20	%Appalachian State	W, 3-1
11/21	%at Samford	L, 0-3

\$Mortar Board Premier, West Lafayette, Ind
!Georgia State Invitational, Atlanta, Ga.
#CofC Invitational, Charleston, S.C.
^Hampton Inn Invitational, Charleston S.C.
*Southern Conference match
%Southern Conference Tournament, Birmingham, Ala.

2012 | Coach Jason Kepner

Record: 27-8 (13-5 H, 9-2 A, 5-1 N)
SoCon Tournament Champions
NCAA Tournament Second Round

Date	Opponent	Result
8/24	\$Sacramento State	W, 3-1
8/25	\$Jacksonville	W, 3-2
8/25	\$N.C. State	L, 1-3
8/31	!UNF	L, 2-3
9/1	!Memphis	W, 3-1
9/7	#at Kansas	L, 0-3
9/7	#Wyoming	W, 3-1
9/8	#Arizona State	L, 0-3
9/14	^Georgetown	W, 3-2
9/15	^Presbyterian	W, 3-1
9/15	^Michigan State	L, 1-3
9/18	at Charleston Southern	W, 3-1
9/22	*at Elon	W, 3-0
9/25	*at The Citadel	W, 3-0
9/29	*at Georgia Southern	W, 3-0
9/30	*at Davidson	W, 3-0
10/2	Coastal Carolina	W, 3-1
10/6	*Wofford	W, 3-0
10/7	*Furman	L, 1-3
10/12	*Samford	W, 3-0
10/13	*Chattanooga	W, 3-0
10/16	S.C. State	W, 3-0
10/19	*at Appalachian State	W, 3-1
10/21	*at Western Carolina	W, 3-1
10/26	*Georgia Southern	L, 1-3
10/27	*Davidson	W, 3-1
11/2	*at Wofford	W, 3-0
11/3	*at Furman	W, 3-2
11/6	*The Citadel	W, 3-0
11/10	*UNCG	W, 3-0
11/17	%Chattanooga	W, 3-1
11/18	%Samford	W, 3-1
11/19	%Furman	W, 3-2
11/30	>Miami (Fla.)	W, 3-2
12/1	>at Florida	L, 0-3

\$Hampton Inn West Ashley Invitational, Charleston, S.C.
!Courtyard Charleston North Classic, Charleston, S.C.
#Jayhawk Invitational, Lawrence, Kan.
^Holiday Inn Tournament, Charleston, S.C.
*Southern Conference Match
%Southern Conference Tournament, Davidson
>NCAA Tournament, Gainesville, Fla.



2013 | Coach Jason Kepner

Record: 25-6 (12-3 H, 8-3 A, 5-0 N)
SoCon Tournament Champions
NCAA Tournament First Round

Date	Opponent	Result
8/30	\$UT Chattanooga	W, 3-2
8/30	\$Florida A&M	W, 3-0
9/1	\$at Georgia Tech	W, 3-0
9/3	Charleston Southern	W, 3-0
9/6	!Coastal Carolina	W, 3-1
9/7	!S.C. State	W, 3-0
9/7	!Indiana	W, 3-1
9/13	#Seattle	W, 3-1
9/13	#at Long Beach State	L, 1-3
9/14	#at Loyola Marymount	L, 0-3
9/20	^Alabama A&M	W, 3-0
9/20	^SMU	L, 1-3
9/21	^UNC Asheville	W, 3-0
9/21	^Ball State	L, 1-3
9/27	*at Northeastern	W, 3-1
9/29	*at Hofstra	W, 3-2
10/4	*at JMU	W, 3-1
10/5	*at William & Mary	W, 3-0
10/11	*at UNCW	W, 3-1
10/18	*William & Mary	W, 3-0
10/20	*James Madison	W, 3-1
10/26	*UNCW	W, 3-0
11/1	*Delaware	W, 3-0
11/3	*Towson	W, 3-1
11/8	*Hofstra	W, 3-0
11/10	*Northeastern	L, 2-3
11/15	*at Towson	W, 3-2
11/16	*at Delaware	W, 3-0
11/23	%Hofstra	W, 3-0
11/24	%Northeastern	W, 3-1
12/6	>at No. 14 Duke	L, 1-3

\$Georgia Tech Tournament, Atlanta, Ga.
!Hampton Inn CofC Invitational, Charleston, S.C.
#Long Beach State/LMU Tournament
^CofC Classic, Charleston, S.C.
*Colonial Athletic Association Match
%CAA Tournament, North Charleston, S.C.
>NCAA Tournament First Round, Durham, N.C.

2014 | Coach Jason Kepner

Record: 23-10 (12-4 H, 8-4 A, 3-2 N)
SoCon Regular Season Champions

Date	Opponent	Result
8/29	Davidson	W, 3-2
8/30	Mercer	L, 0-3
8/30	Kent State	L, 2-3
9/2	Eastern Washington	L, 2-3
9/5	!Belmont	W, 3-1
9/6	!Chattanooga	W, 3-2
9/6	!at Georgia	L, 0-3
9/9	at Charleston Southern	W, 3-0
9/12	#Wake Forest	W, 3-2
9/13	#Stetson	W, 3-0
9/13	#Cal State Fullerton	W, 3-0
9/16	at Coastal Carolina	L, 1-3
9/19	\$New Mexico	L, 1-3
9/19	\$at SMU	L, 0-3
9/20	\$Houston Baptist	W, 3-1
9/26	*Towson	W, 3-2
9/28	*Delaware	W, 3-0
10/3	*at William & Mary	W, 3-1
10/5	*at James Madison	W, 3-1
10/10	*Hofstra	L, 2-3
10/11	*Northeastern	W, 3-1
10/15	*at UNCW	L, 0-3
10/19	*at Elon	W, 3-0
10/24	*James Madison	W, 3-0
10/26	*William & Mary	W, 3-1
10/31	*at Delaware	W, 3-2
11/2	*at Towson	W, 3-2
11/7	*UNCW	W, 3-0
11/8	*Elon	W, 3-0
11/12	*at Northwestern	W, 3-1
11/14	*at Hofstra	W, 3-2
11/22	%vs. UNCW	W, 3-2
11/23	%vs. Hofstra	L, 2-3

!Georgia Tournament, Athens, Ga.
#CofC Classic, Charleston, S.C.
\$SMU Tournament, Dallas, Texas
*Colonial Athletic Association Match
%CAA Tournament, Charleston, S.C.

2015 | Coach Jason Kepner

Record: 20-13 (10-5 H, 7-4 A, 3-4 N)

Date	Opponent	Result
8/28	!Colgate	W, 3-2
8/29	!Western Kentucky	L, 0-3
8/29	!at #5 Wisconsin	L, 0-3
9/4	#Southern Miss	L, 0-3
9/4	#Tulsa	L, 2-3
9/5	#Northwestern State	W, 3-1
9/5	#at Alabama	W, 3-2
9/8	Charleston Southern	W, 3-1
9/11	\$Jacksonville	W, 3-0
9/12	\$Wofford	W, 3-0
9/12	\$Tennessee	L, 1-3
9/18	%Sam Houston State	W, 3-0
9/19	%Bryant	W, 3-0
9/19	%#23 Minnesota	L, 0-3
9/25	at UNCW	L, 2-3
10/1	Hofstra	L, 2-3
10/6	Delaware	W, 3-2
10/8	at Elon	W, 3-1
10/10	at William & Mary	W, 3-0
10/16	James Madison	L, 2-3
10/18	Towson	L, 2-3
10/20	Northeastern	W, 3-1
10/23	at Northeastern	W, 3-1
10/25	at Hofstra	L, 0-3
10/30	at Towson	L, 0-3
11/1	at James Madison	W, 3-0
11/6	Elon	W, 3-0
11/7	William & Mary	W, 3-1
11/10	UNCW	W, 3-2
11/13	at Delaware	W, 3-2
11/20	Hofstra	W, 3-2
11/21	at James Madison	W, 3-2
11/22	UNCW	L, 0-3

!HotelRED Invitational, Madison, Wis.
#Hampton Inn Bama Bash, Tuscaloosa, Ala.
\$CofC Invitational, Charleston, S.C.
*Colonial Athletic Association Match
%Marriott North Charleston Classic, Charleston, S.C.



ALL-TIME YEAR-BY-YEAR RESULTS

2016 | Coach Jason Kepner

Record: 17-12 (11-3 H, 4-6 A, 2-3 N)

Date	Opponent	Result
8/26	#UT Martin	W, 3-0
8/26	#South Carolina	L, 0-3
8/27	#Binghamton	W, 3-0
9/2	!Loyola	L, 1-3
9/3	!Wake Forest	L, 0-3
9/3	!Davidson	W, 3-0
9/9	\$VCU	W, 3-1
9/10	\$Charleston So.	W, 3-1
9/10	\$Eastern Michigan	W, 3-1
9/16	%Washington State	L, 0-3
9/17	%Baylor	L, 0-3
9/17	%Virginia	W, 3-2
9/23	Hofstra	W, 3-1
9/25	Northeastern	W, 3-0
9/30	at Towson	W, 3-2
10/2	at Delaware	W, 3-2
10/7	at William & Mary	L, 1-3
10/9	at James Madison	W, 3-1
10/13	UNCW	L, 2-3
10/16	at Elon	W, 3-1
10/21	Delaware	W, 3-0
10/23	Towson	W, 3-1
10/28	at Northeastern	L, 1-3
10/30	at Hofstra	L, 1-3
11/3	James Madison	L, 2-3
11/5	Elon	W, 3-0
11/6	William & Mary	W, 3-0
11/13	at UNCW	L, 1-3
11/19	&vs. Delaware	L, 2-3

#CofC Invitational, Charleston, S.C.
 !Demon Deacon Classic, Winston-Salem, N.C.
 \$CofC Classic, Charleston, S.C.
 %Baylor Classic, Waco, Texas
 *Colonial Athletic Association Match
 &CAA Championships, Wilmington, N.C.

2017 | Coach Jason Kepner

Record: 27-6 (14-2 H, 9-2 A, 4-2 N)

SoCon Regular Season Champions
NCAA Tournament First Round

Date	Opponent	Result
8/25	#USC Upstate	W, 3-0
8/26	#Tennessee State	W, 3-1
8/26	#Denver	L, 1-3
8/29	Charleston Southern	W, 3-0
8/31	!Quinnipiac	W, 3-0
9/1	!Incarnate Word	W, 3-0
9/1	!at Washington State	L, 0-3
9/2	!Baylor	W, 3-2
9/9	\$Butler	L, 0-3
9/10	\$at Kent State	W, 3-0
9/15	%Appalachian State	W, 3-0
9/16	%Mercer	W, 3-1
9/16	%Buffalo	W, 3-0
9/19	South Carolina St.	W, 3-0
9/22	*at Hofstra	W, 3-1
9/24	*at Northeastern	L, 1-3
9/27	*at UNCW	W, 3-1
10/1	*at James Madison	W, 3-2
10/6	*Towson	W, 3-0
10/8	*Delaware	W, 3-0
10/13	*at Elon	W, 3-1
10/15	*at William & Mary	W, 3-1
10/20	*Hofstra	W, 3-0
10/21	*Northeastern	W, 3-0
10/23	*James Madison	W, 3-1
10/28	*UNCW	W, 3-0
11/3	*at Towson	W, 3-1
11/5	*at Delaware	W, 3-0
11/10	*Elon	W, 3-0
11/12	*William & Mary	W, 3-2
11/17	&vs. Hofstra	W, 3-2
11/18	&vs. James Madison	L, 0-3
11/30	^vs. Miami (Fla.)	L, 1-3

#CofC Classic, Charleston, S.C.
 !2017 Cougar Challenge, Pullman, Wash.
 \$Kent State Invitational, Kent, Ohio
 #CofC Invitational, Charleston, S.C.
 *Colonial Athletic Association Match
 &CAA Championships, Harrisonburg, Va.
 ^NCAA Tournament, Gainesville, Fla.

2018 | Coach Jason Kepner

Record: 24-12 (12-4 H, 8-5 A, 4-3 N)

NIVC Semifinals

Date	Opponent	Result
8/24	#MISSOURI STATE	W, 3-2
8/25	#WESTERN KENTUCKY	W, 3-1
8/25	#ALABAMA	L, 0-3
8/31	!at #16 Kentucky	L, 1-3
8/31	!vs. Kansas	L, 2-3
9/1	!vs. Dayton	L, 1-3
9/4	SOUTH CAROLINA STATE	W, 3-0
9/7	\$UNC ASHEVILLE	W, 3-0
9/8	\$THE CITADEL	W, 3-1
9/8	\$CHARLESTON SOUTHERN	W, 3-1
9/9	\$DAVIDSON	W, 3-0
9/14	%vs. Liberty	W, 3-1
9/14	%at #9 Pitt	L, 1-3
9/15	%vs. Liberty	W, 3-1
9/21	*ELON	W, 3-0
9/23	*WILLIAM & MARY	W, 3-0
9/28	*at Delaware	W, 3-0
10/3	*at UNCW	W, 3-1
10/5	*HOFSTRA	L, 1-3
10/7	*NORTHEASTERN	L, 0-3
10/12	*at James Madison	L, 1-3
10/14	*at Towson	W, 3-0
10/21	*UNCW	W, 3-1
10/25	*JAMES MADISON	L, 1-3
10/27	*TOWSON	W, 3-2
10/28	*DELAWARE	W, 3-1
11/1	*at Hofstra	L, 2-3
11/3	*at Northeastern	W, 3-0
11/9	*at William & Mary	W, 3-0
11/11	*at Elon	W, 3-0
11/16	&UNCW	W, 3-1
11/17	&James Madison	L, 1-3
11/29	^vs. St. John's	W, 3-1
11/30	^at Georgia Tech	W, 3-1
12/6	@at Clemson	W, 3-0
12/8	+at Tulane	L, 1-3

#CofC Classic, Charleston, S.C.
 !Bluegrass Battle, Lexington, Ky.
 \$CofC Invitational, Charleston, S.C.
 %Pitt Invite, Pittsburgh, Pa.
 *Colonial Athletic Association Match
 &CAA Championships, Charleston, S.C.
 ^NIVC 1st & 2nd Rounds, Atlanta, Ga.
 @NIVC Quarterfinals, Clemson, S.C.
 +NIVC Semifinals, New Orleans, La.



2019 | Coach Jason Kepner

Record: 7-21 (3-10 H, 3-8 A, 1-3 N)

Date	Opponent	Result
8/30	Stanford #	L, 0-3
8/31	Michigan State #	L, 0-3
9/6	vs. Northern Colorado !	L, 2-3
9/6	at Wyoming !	L, 0-3
9/7	vs. Buffalo !	L, 2-3
9/13	at Ohio \$	L, 0-3
9/13	vs. Virginia \$	L, 1-3
9/14	vs. UConn \$	W, 3-0
9/17	at The Citadel	W, 3-0
9/20	CHARLESTON SO. %	W, 3-0
9/21	JACKSONVILLE ST. %	L, 0-3
9/21	NEW ORLEANS %	L, 2-3
9/28	at James Madison *	L, 0-3
9/30	at Delaware *	L, 0-3
10/4	ELON *	L, 2-3
10/6	WILLIAM & MARY *	W, 3-0
10/11	at Hofstra *	L, 0-3
10/13	at Northeastern *	L, 1-3
10/20	at Towson *	L, 0-3
10/22	UNCW *	W, 3-0
10/25	JAMES MADISON *	L, 1-3
10/27	DELAWARE *	L, 1-3
11/1	at William & Mary *	L, 2-3
11/3	at Elon *	W, 3-1
11/8	TOWSON *	L, 1-3
11/9	NORTHEASTERN *	L, 0-3
11/11	HOFSTRA *	L, 1-3
11/17	at UNCW *	W, 3-1

#CofC Classic, Charleston, S.C.

!UNIWy Invite, Laramie, Wyo.

Bobcat Invitational, Athens, Ohio

%CofC Invite, Charleston, S.C.

*Colonial Athletic Association Match





ALL-TIME SERIES RECORDS

Team	W	L	Pct.	First	Last	Team	W	L	Pct.	First	Last	Team	W	L	Pct.	First	Last
Alabama	2	2	.500	2004	2018	Iowa	0	2	.000	2006	2007	Southern Mississippi	0	1	.000	2015	2015
Alabama A&M	1	0	1.000	2013	2013	IPFW	1	0	1.000	2001	2001	Southern California	0	1	.000	2004	2004
American	0	1	.000	1991	1991	IUPUI	1	0	1.000	2004	2004	St. Francis	1	0	1.000	2001	2001
Anderson	1	0	1.000	1997	1997	Jacksonville	9	3	.750	1991	2015	St. John's	1	0	1.000	2018	2018
Appalachian State	24	7	.774	1995	2017	Jacksonville State	6	1	.857	1990	2019	St. Louis	1	0	1.000	2004	2004
Arizona State	0	2	.000	2006	2012	James Madison	11	9	.550	1990	2019	Stanford	0	1	.000	2019	2019
Auburn	0	1	.000	2010	2010	Kansas	0	2	.000	2012	2018	Stetson	17	4	.810	1991	2014
Augusta	3	0	1.000	1989	1990	Kent State	1	1	.000	2014	2017	Tampa	0	1	.000	1991	1991
Austin Peay	0	1	.000	2000	2000	Kentucky	0	1	.000	2018	2018	Tennessee	0	2	.000	2005	2015
Ball State	1	1	.500	2007	2013	La Salle	0	1	.000	1999	1999	Tennessee State	1	0	1.000	2017	2017
Baylor	2	2	.500	2005	2017	Lafayette	1	0	1.000	2009	2009	Tennessee Tech	1	0	1.000	2002	2002
Belmont	2	0	1.000	2000	2014	Lenoir-Rhyne	1	0	1.000	1989	1989	Texas A&M-CC	1	0	1.000	2011	2011
Berry	1	1	.500	1990	1991	Liberty	3	0	1.000	2002	2018	TCU	0	1	.000	2003	2003
Binghamton	2	0	1.000	2006	2016	Long Beach State	0	1	.000	2013	2013	Texas Tech	0	1	.000	2003	2003
Boston College	0	1	.000	2002	2002	Loyola Marymount	0	2	.000	2013	2016	The Citadel	31	0	1.000	1998	2019
Bowling Green	1	0	1.000	2005	2005	Loyola University	4	1	.800	1990	2009	Towson	11	4	.733	2007	2019
Bryant	1	0	1.000	2015	2015	Maryland	0	1	.000	2003	2003	Tulane	0	1	.000	2018	2018
Buffalo	1	1	.500	2017	2019	Memphis	1	1	.500	2000	2012	Tulsa	1	1	.500	2001	2015
Cal State Fullerton	1	1	.500	2006	2014	Mercer	14	3	.824	1991	2017	UAB	1	0	1.000	1995	1995
Campbell	13	2	.867	1989	1997	Miami (Fla.)	1	1	.500	2012	2017	UCF	0	8	.000	1993	1996
Centenary	1	0	1.000	1992	1992	Michigan State	0	2	.000	2012	2019	UConn	1	0	1.000	2019	2019
Central Michigan	2	0	1.000	2005	2010	Middle Tenn. State	0	2	.000	1999	2003	UMBC	0	1	.000	1991	1991
Charleston Southern	38	7	.844	1989	2019	Milligan	2	0	1.000	1990	1990	UNC Asheville	6	3	.667	1989	2018
Charlotte	5	2	.714	1990	2003	Minnesota	0	1	.000	2015	2015	UNCG	26	5	.839	1990	2012
Chattanooga	29	9	.763	1993	2014	Mississippi	0	1	.000	1997	1997	UNCW	23	10	.697	1989	2019
Chicago State	1	0	1.000	2010	2010	Mississippi State	0	2	.000	1993	1993	USC Upstate	2	1	.667	1989	1991
Christian Brothers	1	0	1.000	2000	2000	Missouri State	1	0	1.000	2018	2018	UT-Arlington	0	1	.000	2007	2007
Cincinnati	1	1	.500	2009	2010	Montana State	0	2	.000	1995	2004	UT-Martin	3	0	1.000	1994	2016
Clemson	2	8	.200	1990	2018	Morgan State	3	0	1.000	1990	2003	UW-Milwaukee	1	0	1.000	2004	2004
Coastal Carolina	27	12	.692	1989	2014	Newberry	2	1	.667	1989	1989	Virginia	2	2	.500	1996	2019
Colgate	1	0	1.000	2015	2015	New Mexico	0	1	.000	2014	2014	VCU	1	2	.333	1995	2016
Columbia	1	0	1.000	2006	2006	New Orleans	0	1	.000	2019	2019	Virginia Tech	1	1	.500	1989	2003
Converse	1	0	1.000	1990	1990	North Carolina	2	0	1.000	2005	2006	Wake Forest	1	3	.250	1997	2016
Davidson	33	9	.786	1989	2018	North Carolina A&T	1	1	.500	1998	2010	Washington State	0	2	.000	2016	2017
Delaware	15	3	.833	2003	2019	North Carolina State	0	2	.000	1995	2012	Weber State	1	1	.500	2002	2006
Delaware State	1	0	1.000	2002	2002	North Florida	1	2	.333	2010	2012	West Virginia	0	1	.000	1997	1997
Denver	1	1	.500	2005	2017	Northeastern	9	6	.600	2013	2019	Western Carolina	20	8	.704	1992	2012
Duke	0	4	.000	2004	2013	Northern Colorado	0	1	.000	2019	2019	Western Kentucky	1	1	.500	2015	2018
East Carolina	5	1	.833	1990	2004	Northern Illinois	0	1	.000	2010	2010	Wichita State	0	1	.000	2006	2006
East Tennessee State	10	7	.588	1990	2004	Northwestern State	1	0	1.000	2015	2015	William & Mary	13	2	.867	2002	2019
Eastern Michigan	1	1	.500	2006	2016	Notre Dame	0	2	.000	2002	2007	Winthrop	13	3	.813	1989	2011
Eastern Washington	0	1	.000	2014	2014	Oakland	1	0	1.000	2010	2010	Wisconsin	0	1	.000	2015	2015
Elon	28	2	.933	1989	2019	Ohio	0	2	.000	2007	2019	Wofford	35	2	.946	1989	2015
Erie	1	0	1.000	1991	1991	Oral Roberts	0	1	.000	1994	1994	Wyoming	3	1	.750	2008	2019
Evansville	0	2	.000	1999	2009	Oregon State	0	2	.000	2008	2010	Xavier	1	0	1.000	2004	2004
Florida	0	3	.000	2007	2012	Penn State	0	1	.000	2009	2009	Youngstown	0	1	.000	2009	2009
Florida A&M	4	0	1.000	1991	2013	Pittsburgh	0	1	.000	2018	2018						
Florida Atlantic	5	1	.833	1991	1996	Portland State	0	1	.000	2008	2008						
Florida International	8	1	.889	1991	2001	Presbyterian	4	1	.800	1989	2012						
Florida State	0	1	.000	1995	1995	Purdue	0	2	.000	2005	2011						
Francis Marion	5	0	1.000	1989	1993	Queens	3	0	1.000	1990	1997						
Furman	25	17	.595	1990	2012	Quinnipiac	1	0	1.000	2017	2017						
Gardner-Webb	1	0	1.000	2008	2008	Radford	5	1	.833	1989	2010						
Georgetown	1	1	.500	2002	2012	Robert Morris	1	0	1.000	2008	2008						
Georgia	0	2	.000	2004	2014	Rollins	1	3	.250	1989	1991						
Georgia Southern	34	11	.756	1992	2014	Rutgers	0	1	.000	1997	1997						
Georgia State	8	9	.471	1991	2011	Sacramento State	1	0	1.000	2012	2012						
Georgia Tech	2	5	.286	1996	2018	Sam Houston State	1	0	1.000	2015	2015						
Hampton	1	0	1.000	1998	1998	Samford	13	5	.722	1991	2012						
Harvard	1	0	1.000	2011	2011	San Diego State	1	0	1.000	2006	2006						
High Point	1	0	1.000	1999	1999	Savannah	1	0	1.000	1991	1991						
Hofstra	9	9	.500	2013	2019	Seattle	1	0	1.000	2013	2013						
Houston	1	0	1.000	2005	2005	South Alabama	1	0	1.000	1997	1997						
Houston Baptist	1	0	1.000	2014	2014	South Carolina	4	14	.222	1989	2016						
Illinois	0	1	.000	2006	2006	South Carolina State	13	0	1.000	1989	2018						
Illinois-Chicago	2	0	1.000	2005	2007	South Dakota	1	0	1.000	2010	2010						
Incarinate Word	1	0	1.000	2017	2017	South Florida	1	0	1.000	2009	2009						
Indiana	1	0	1.000	2013	2013	Southeastern Louisiana	2	8	.200	1991	1995						
Indiana State	0	1	.000	2001	2001	SMU	0	2	.000	2013	2014						

**ALABAMA (2-2)**

9/3/04	at Alabama	L	1-3
9/9/07	vs Alabama	W	3-1
9/5/2015	at Alabama	W	3-2
8/25/2018	ALABAMA	L	0-3

ALABAMA A&M (1-0)

9/20/13	ALABAMA A&M	W	3-0
---------	-------------	---	-----

AMERICAN (0-1)

1991	AMERICAN	L	0-3
------	----------	---	-----

ANDERSON (1-0)

11/7/97	at Anderson (SC)	W	3-0
---------	------------------	---	-----

APPALACHIAN STATE (24-7)

1990	APPALACHIAN ST.	W	3-1
9/30/95	APPALACHIAN ST.	L	1-3
9/12/98	at Appalachian St.	L	1-3
10/16/98	APPALACHIAN ST.	L	0-3
10/1/99	at Appalachian St.	W	3-2
11/5/99	APPALACHIAN ST.	L	1-3
9/29/00	APPALACHIAN ST.	W	3-0
11/3/00	at Appalachian St.	L	1-3
9/29/01	at Appalachian St.	W	3-0
11/3/01	APPALACHIAN ST.	W	3-1
9/27/02	APPALACHIAN ST.	W	3-2
11/8/02	at Appalachian St.	W	3-0
10/11/03	APPALACHIAN ST.	W	3-0
11/15/03	at Appalachian St.	W	3-0
10/10/04	at Appalachian St.	W	3-0
11/21/04	vs Appalachian St.	W	3-1
10/7/05	at Appalachian St.	W	3-2
11/4/05	APPALACHIAN ST.	W	3-0
11/20/05	vs Appalachian St.	W	3-1
9/23/06	at Appalachian St.	W	3-2
10/21/06	APPALACHIAN ST.	W	3-0
9/29/07	at Appalachian St.	W	3-2
10/27/07	APPALACHIAN ST.	L	1-3
10/25/08	at Appalachian St.	W	3-2
11/16/08	APPALACHIAN ST.	W	3-0
10/31/09	at Appalachian St.	L	1-3
10/30/10	APPALACHIAN ST.	W	3-0
10/21/11	APPALACHIAN ST.	W	3-0
11/20/11	vs Appalachian St.	W	3-1
10/19/12	at Appalachian St.	W	3-1
9/15/2017	APPALACHIAN ST.	W	3-0

ARIZONA STATE (0-2)

11/30/06	at Arizona State	L	1-3
9/8/12	vs Arizona State	L	0-3

AUBURN (0-1)

9/11/10	AUBURN	L	0-3
---------	--------	---	-----

AUGUSTA (3-0)

10/10/89	AUGUSTA	W	3-1
1990	AUGUSTA	W	3-0
1990	AUGUSTA	W	3-0

AUSTIN PEAY (0-1)

9/1/00	at Austin Peay	L	0-3
--------	----------------	---	-----

BALL STATE (1-1)

9/14/07	vs Ball State	W	3-0
9/21/13	BALL STATE	L	1-3

BAYLOR (2-2)

9/10/05	vs Baylor	W	3-0
8/27/11	vs Baylor	L	0-3
9/17/2016	at Baylor	L	0-3
9/2/2017	vs Baylor	W	3-2

BELMONT (2-0)

9/1/00	vs Belmont	W	3-0
9/5/14	vs Belmont	W	3-1

BERRY (1-1)

1990	BERRY	L	2-3
1991	BERRY	W	3-2

BINGHAMTON (2-0)

9/2/06	vs Binghamton	W	3-0
8/27/2016	BINGHAMTON	W	3-0

BOSTON COLLEGE (0-1)

8/31/02	BOSTON COLLEGE	L	0-3
---------	----------------	---	-----

BOWLING GREEN (1-0)

9/3/05	vs Bowling Green	W	3-0
--------	------------------	---	-----

BRYANT (1-0)

9/19/2015	BRYANT	W	3-0
-----------	--------	---	-----

BUFFALO (1-1)

9/16/2017	BUFFALO	W	3-0
9/7/2019	vs BUFFALO	L	2-3

BUTLER (0-1)

9/9/2017	vs Butler	L	0-3
----------	-----------	---	-----

CAL STATE FULLERTON (1-1)

9/2/06	at Cal State Fullerton	L	1-3
9/13/14	CAL STATE FULLERTON	W	3-0

CAMPBELL (13-2)

9/8/89	CAMPBELL	W	3-0
1990	CAMPBELL	W	3-0
1990	CAMPBELL	W	3-2
1991	CAMPBELL	W	3-0
1991	CAMPBELL	W	3-0
1992	CAMPBELL	W	3-0
10/9/93	vs Campbell	W	3-0
9/28/94	at Campbell	W	3-0
10/25/94	CAMPBELL	W	3-1
9/13/95	CAMPBELL	W	3-1
10/24/95	at Campbell	L	2-3
10/10/96	at Campbell	W	3-2
11/6/96	CAMPBELL	W	3-0
10/10/97	at Campbell	W	3-2
10/29/97	CAMPBELL	L	0-3

CENTERNARY (1-0)

1992	CENTERNARY	W	3-0
------	------------	---	-----

CENTRAL MICHIGAN (2-0)

9/9/05	vs Central Michigan	W	3-0
9/18/10	CENTRAL MICHIGAN	W	3-2

CHARLESTON SO. (38-7)

9/1/89	CHARLESTON SO.	W	3-1
10/23/89	CHARLESTON SO.	W	3-2
1990	CHARLESTON SO.	W	3-0
1990	CHARLESTON SO.	W	3-0
1991	CHARLESTON SO.	L	2-3
1991	CHARLESTON SO.	W	3-0
1991	CHARLESTON SO.	W	3-0
1992	CHARLESTON SO.	L	0-3
1992	CHARLESTON SO.	W	3-1
1992	CHARLESTON SO.	W	3-2
9/10/93	vs Charleston So.	W	3-2
9/21/93	at Charleston So.	L	1-3
11/2/93	CHARLESTON SO.	W	3-1
9/2/94	vs Charleston So.	W	3-0
9/20/94	CHARLESTON SO.	W	3-0
11/2/94	at Charleston So.	L	0-3
10/18/95	at Charleston So.	W	3-0
11/8/95	CHARLESTON SO.	W	3-0
10/8/96	at Charleston So.	W	3-0
11/12/96	CHARLESTON SO.	W	3-0
9/9/97	CHARLESTON SO.	W	3-0
11/11/97	at Charleston So.	W	3-0
11/17/98	CHARLESTON SO.	L	0-3
9/28/99	CHARLESTON SO.	W	3-0
11/16/99	at Charleston So.	W	3-1
9/26/00	at Charleston So.	W	3-0
11/14/00	CHARLESTON SO.	L	2-3
9/4/01	at Charleston So.	W	3-0
10/16/01	CHARLESTON SO.	W	3-0
9/10/02	CHARLESTON SO.	W	3-0
10/29/02	at Charleston So.	W	3-0
9/16/03	at Charleston So.	W	3-0
10/14/03	CHARLESTON SO.	W	3-0
10/13/04	CHARLESTON SO.	W	3-0
9/22/09	CHARLESTON SO.	L	1-3
10/26/10	at Charleston So.	W	3-0
9/20/11	CHARLESTON SO.	W	3-0
9/18/12	at Charleston So.	W	3-1
9/3/13	CHARLESTON SO.	W	3-0
9/9/14	at Charleston So.	W	3-0
9/8/2015	CHARLESTON SO.	W	3-1
9/10/2016	CHARLESTON SO.	W	3-1
8/29/2017	CHARLESTON SO.	W	3-0
9/8/2018	CHARLESTON SO.	W	3-1
9/20/2019	CHARLESTON SO.	W	3-0

CHARLOTTE (5-2)

1990	CHARLOTTE	W	3-0
1992	CHARLOTTE	L	0-3
1992	CHARLOTTE	L	1-3
10/1/94	CHARLOTTE	W	3-1
9/9/95	vs Charlotte	W	3-1
9/26/03	CHARLOTTE	W	3-0
9/1/07	CHARLOTTE	W	3-0



ALL-TIME SERIES HISTORY

CHATTANOOGA (29-9)

1990	CHATTANOOGA	W	3-0
10/9/93	vs Chattanooga	W	3-1
11/6/94	at Chattanooga	W	3-0
9/10/95	vs Chattanooga	L	2-3
9/29/95	CHATTANOOGA	W	3-0
9/20/96	vs Chattanooga	L	1-3
9/13/97	at Chattanooga	L	0-3
10/9/98	at Chattanooga	L	0-3
11/15/98	CHATTANOOGA	L	0-3
10/9/99	CHATTANOOGA	L	1-3
11/12/99	at Chattanooga	W	3-2
10/6/00	at Chattanooga	L	2-3
11/11/00	CHATTANOOGA	L	0-3
11/17/00	vs Chattanooga	W	3-0
10/7/01	CHATTANOOGA	W	3-1
11/9/01	at Chattanooga	W	3-0
10/11/02	at Chattanooga	W	3-1
11/16/02	CHATTANOOGA	W	3-1
10/26/03	CHATTANOOGA	W	3-0
11/22/03	vs Chattanooga	W	3-0
10/15/04	at Chattanooga	W	3-0
11/19/04	vs Chattanooga	W	3-1
10/2/05	CHATTANOOGA	W	3-0
10/30/05	at Chattanooga	W	3-0
11/19/05	vs Chattanooga	W	3-0
10/7/06	at Chattanooga	W	3-1
11/4/06	CHATTANOOGA	W	3-1
11/18/06	vs Chattanooga	W	3-0
10/9/07	at Chattanooga	L	2-3
11/17/07	vs Chattanooga	W	3-2
10/19/08	CHATTANOOGA	W	3-0
10/17/09	at Chattanooga	W	3-0
10/17/10	CHATTANOOGA	W	3-1
10/15/11	at Chattanooga	W	3-1
10/13/12	CHATTANOOGA	W	3-0
11/17/12	vs Chattanooga	W	3-1
8/30/13	vs Chattanooga	W	3-2
9/6/14	vs Chattanooga	W	3-2

CHICAGO STATE (1-0)

8/27/10	vs Chicago State	W	3-0
---------	------------------	---	-----

CHRISTIAN BROTHERS (1-0)

9/2/00	CHRISTIAN BROS.	W	3-0
--------	-----------------	---	-----

CINCINNATI (1-1)

9/5/09	at Cincinnati	L	1-3
9/10/10	CINCINNATI	W	3-1

CLEMSON (2-8)

9/2/89	CLEMSON	L	0-3
1990	CLEMSON	L	1-3
1992	CLEMSON	L	0-3
11/8/97	at Clemson	L	0-3
11/11/98	at Clemson	L	0-3
9/5/03	at Clemson	W	3-2
9/13/08	vs Clemson	L	0-3
8/29/09	at Clemson	L	1-3
9/4/10	vs Clemson	L	2-3
9/10/11	CLEMSON	L	2-3
12/6/2018	at Clemson	W	3-0

COASTAL CAROLINA (27-12)

9/9/89	COASTAL CAROLINA	W	3-0
10/9/89	COASTAL CAROLINA	L	2-3
1990	COASTAL CAROLINA	W	3-1
1990	COASTAL CAROLINA	W	3-1
1991	COASTAL CAROLINA	W	3-1
1992	COASTAL CAROLINA	W	3-0
1992	COASTAL CAROLINA	W	3-1
1992	COASTAL CAROLINA	L	0-3
9/7/93	at Coastal Carolina	W	3-1
9/11/93	vs Coastal Carolina	W	3-0
10/26/93	COASTAL CAROLINA	W	3-0
9/6/94	COASTAL CAROLINA	W	3-0
10/11/94	at Coastal Carolina	W	3-1
9/9/95	at Coastal Carolina	W	3-2
9/26/95	at Coastal Carolina	L	2-3
10/31/95	COASTAL CAROLINA	W	3-0
9/24/96	at Coastal Carolina	L	1-3
9/2/97	COASTAL CAROLINA	W	3-2
10/21/97	at Coastal Carolina	L	0-3
9/18/98	vs Coastal Carolina	L	0-3
9/29/98	at Coastal Carolina	L	2-3
10/13/98	COASTAL CAROLINA	L	0-3
10/19/99	at Coastal Carolina	W	3-2
11/2/99	COASTAL CAROLINA	W	3-0
9/12/00	COASTAL CAROLINA	W	3-1
10/17/00	at Coastal Carolina	L	1-3
9/18/01	COASTAL CAROLINA	W	3-0
10/3/01	at Coastal Carolina	W	3-0
10/21/03	at Coastal Carolina	W	3-2
9/14/04	COASTAL CAROLINA	W	3-0
10/18/05	at Coastal Carolina	W	3-1
11/27/05	COASTAL CAROLINA	W	3-0
10/31/06	at Coastal Carolina	L	2-3
8/28/07	at Coastal Carolina	L	1-3
10/16/07	COASTAL CAROLINA	W	3-0
9/27/11	at Coastal Carolina	W	3-1
10/2/12	COASTAL CAROLINA	W	3-1
9/6/13	COASTAL CAROLINA	W	3-1
9/16/14	at Coastal Carolina	L	1-3

COLGATE (1-0)

8/28/2015	vs Colgate	W	3-2
-----------	------------	---	-----

COLUMBIA (1-0)

9/16/06	COLUMBIA	W	3-1
---------	----------	---	-----

CONVERSE (1-0)

1990	CONVERSE	W	2-0
------	----------	---	-----

COPPIN STATE (1-0)

1990	COPPIN ST.	W	3-0
------	------------	---	-----

DAVIDSON (33-9)

9/9/89	DAVIDSON	W	3-1
1990	DAVIDSON	L	1-3
1991	DAVIDSON	W	3-0
1991	DAVIDSON	L	0-3
1991	DAVIDSON	L	2-3
1992	DAVIDSON	W	3-0
9/10/94	DAVIDSON	W	3-0
8/30/97	at Davidson	W	3-0
10/3/98	DAVIDSON	L	0-3
11/6/98	at Davidson	L	0-3

9/24/99	at Davidson	L	0-3
10/29/99	DAVIDSON	L	0-3
9/23/00	DAVIDSON	L	1-3
10/27/00	at Davidson	L	2-3
9/22/01	at Davidson	W	3-1
10/27/01	DAVIDSON	W	3-0
10/6/02	DAVIDSON	W	3-2
11/1/02	at Davidson	W	3-0
11/23/02	vs Davidson	W	3-2
9/28/03	DAVIDSON	W	3-0
11/1/03	at Davidson	W	3-0
9/25/04	at Davidson	W	3-1
10/30/04	DAVIDSON	W	3-0
10/8/05	at Davidson	W	3-0
11/5/05	DAVIDSON	W	3-0
9/22/06	at Davidson	W	3-0
10/22/06	DAVIDSON	W	3-1
9/28/07	at Davidson	W	3-0
10/28/07	DAVIDSON	W	3-0
10/4/08	DAVIDSON	W	3-0
11/7/08	at Davidson	W	3-1
10/11/09	at Davidson	W	3-0
11/7/09	DAVIDSON	W	3-0
10/9/10	DAVIDSON	W	3-1
11/5/10	at Davidson	W	3-0
10/2/11	DAVIDSON	W	3-0
10/29/11	at Davidson	W	3-2
9/30/12	at Davidson	W	3-0
10/27/12	DAVIDSON	W	3-1
8/29/14	DAVIDSON	W	3-2
9/3/2016	vs Davidson	W	3-0
9/9/2018	DAVIDSON	W	3-0

DAYTON (0-1)

9/1/2018	vs Dayton	L	1-3
----------	-----------	---	-----

DELAWARE (15-3)

9/14/02	vs Delaware	W	3-0
8/29/03	DELAWARE	W	3-1
9/20/08	DELAWARE	W	3-0
11/1/13	DELAWARE	W	3-0
11/16/13	at Delaware	W	3-0
9/28/14	DELAWARE	W	3-0
10/31/14	at Delaware	W	3-2
10/6/2015	DELAWARE	W	3-2
11/13/2015	at Delaware	W	3-2
10/2/2016	at Delaware	W	3-2
10/21/2016	DELAWARE	W	3-0
11/19/2016	vs Delaware	L	2-3
10/8/2017	DELAWARE	W	3-0
11/5/2017	at Delaware	W	3-0
9/28/2018	at Delaware	W	3-0
10/28/2018	DELAWARE	W	3-1
9/30/2019	at DELAWARE	L	0-3
10/27/2019	DELAWARE	L	1-3

DENVER (1-1)

9/3/05	vs Denver	W	3-1
8/26/2017	DENVER	L	1-3

DUKE (0-4)

12/6/13	at Duke	L	1-3
9/18/04	DUKE	L	0-3
9/19/08	DUKE	L	0-3
9/11/09	at Duke	L	1-3

EAST CAROLINA (5-1)

1990	EAST CAROLINA	L	1-3
1992	EAST CAROLINA	W	3-1
1992	EAST CAROLINA	W	3-1
10/8/93	at East Carolina	W	3-1
10/12/96	EAST CAROLINA	W	3-0
9/18/04	EAST CAROLINA	W	3-0

EAST TENNESSEE ST. (10-7)

1990	EAST TENNESSEE ST.	L	2-3
1992	EAST TENNESSEE ST.	W	3-0
9/6/97	vs East Tennessee St.	W	3-1
9/11/98	at East Tennessee St.	W	3-2
10/17/98	EAST TENNESSEE ST.	L	1-3
10/2/99	at East Tennessee St.	L	1-3
11/6/99	EAST TENNESSEE ST.	L	0-3
9/30/00	EAST TENNESSEE ST.	L	0-3
11/4/00	at East Tennessee St.	L	0-3
9/28/01	at East Tennessee St.	L	1-3
11/4/01	EAST TENNESSEE ST.	W	3-1
9/28/02	EAST TENNESSEE ST.	W	3-0
11/9/02	at East Tennessee St.	W	3-0
11/22/02	vs East Tennessee St.	W	3-0
10/25/03	EAST TENNESSEE ST.	W	3-0
11/21/03	vs East Tennessee St.	W	3-0
10/17/04	at East Tennessee St.	W	3-0

EASTERN MICHIGAN (1-1)

9/15/06	EASTERN MICHIGAN	L	1-3
9/10/2016	EASTERN MICHIGAN	W	3-1

EASTERN WASHINGTON (0-1)

9/2/14	EASTERN WASHINGTON	L	2-3
--------	--------------------	---	-----

ELON (28-2)

10/7/89	ELON	W	3-0
1990	ELON	W	2-1
1990	ELON	W	2-1
8/29/97	vs Elon	W	3-0
10/17/03	at Elon	W	3-0
10/23/04	ELON	W	3-0
10/25/05	at Elon	W	3-0
10/15/06	ELON	L	2-3
11/10/06	at Elon	W	3-1
9/23/07	ELON	W	3-0
10/19/07	at Elon	W	3-2
10/13/08	at Elon	W	3-0
11/21/08	vs Elon	W	3-1
10/25/09	ELON	W	3-2
10/23/10	at Elon	W	3-1
9/25/11	ELON	W	3-0
11/19/11	vs Elon	W	3-0
9/22/12	at Elon	W	3-0
10/19/14	at Elon	W	3-0
11/8/14	ELON	W	3-0
10/8/2015	at Elon	W	3-1
11/6/2015	ELON	W	3-0
10/16/2016	at Elon	W	3-1
11/5/2016	ELON	W	3-0
10/13/2017	at Elon	W	3-1

11/10/2017	ELON	W	3-0
9/21/2018	ELON	W	3-0
11/11/2018	at Elon	W	3-0
10/4/2019	ELON	L	2-3
11/3/2019	at Elon	W	3-1

EVANSVILLE (0-2)

9/3/99	vs Evansville	L	2-3
9/4/09	vs Evansville	L	1-3

FLORIDA (0-2)

12/3/09	at Florida	L	0-3
11/29/07	at Florida	L	0-3
12/1/12	at Florida	L	0-3

FLORIDA A&M (4-0)

1991	FLORIDA A&M	W	3-0
1992	FLORIDA A&M	W	3-0
10/30/95	at Florida A&M	W	3-0
8/30/13	vs Florida A&M	W	3-0

FLORIDA ATLANTIC (5-1)

1991	FLORIDA ATLANTIC	W	3-1
10/3/93	FLORIDA ATLANTIC	W	3-0
10/16/93	at Florida Atlantic	W	3-0
10/6/94	FLORIDA ATLANTIC	W	3-0
10/28/94	at Florida Atlantic	W	3-2
10/19/96	at Florida Atlantic	L	2-3

FLA. INTERNATIONAL (31-0)

1991	FLA. INTERNATIONAL	W	3-0
1992	FLA. INTERNATIONAL	W	3-0
1992	FLA. INTERNATIONAL	L	2-3
9/24/93	FLA. INTERNATIONAL	W	3-2
10/15/93	at Fla. International	W	3-1
9/30/94	FLA. INTERNATIONAL	W	3-0
10/29/94	at Fla. International	W	3-2
9/30/95	FLA. INTERNATIONAL	W	3-0
9/7/01	FLA. INTERNATIONAL	W	3-0

FLORIDA SOUTHERN (0-1)

1990	FLORIDA SOUTHERN	L	0-3
------	------------------	---	-----

FLORIDA STATE (0-1)

9/15/95	at Florida State	L	0-3
---------	------------------	---	-----

FRANCIS MARION (5-0)

9/16/89	FRANCIS MARION	W	3-1
10/7/89	FRANCIS MARION	W	3-0
10/19/89	FRANCIS MARION	W	3-1
1990	FRANCIS MARION	W	2-0
9/4/93	FRANCIS MARION	W	3-0

FURMAN (25-17)

1990	FURMAN	W	3-2
1991	FURMAN	W	3-2
1991	FURMAN	W	3-0
1992	FURMAN	L	1-3
1992	FURMAN	L	0-3
9/25/93	FURMAN	L	1-3
11/2/96	at Furman	W	3-1
9/18/98	at Furman	L	2-3
10/24/98	FURMAN	L	2-3
10/13/99	FURMAN	L	2-3

10/22/99	at Furman	L	2-3
9/18/00	at Furman	L	0-3
10/21/00	FURMAN	L	1-3
11/18/00	vs Furman	L	1-3
10/12/01	FURMAN	W	3-1
10/20/01	at Furman	W	3-1
9/20/02	at Furman	L	2-3
10/25/02	FURMAN	W	3-1
10/4/03	at Furman	W	3-0
11/8/03	FURMAN	W	3-0
10/2/04	FURMAN	W	3-0
11/6/04	at Furman	W	3-0
11/20/04	vs Furman	W	3-0
9/22/05	at Furman	W	3-1
10/21/05	FURMAN	W	3-0
9/30/06	FURMAN	W	3-1
10/28/06	at Furman	W	3-2
10/13/07	FURMAN	W	3-0
11/10/07	at Furman	W	3-2
9/27/08	at Furman	W	3-1
11/2/08	FURMAN	W	3-2
11/23/08	vs Furman	L	2-3
10/4/09	FURMAN	L	1-3
11/14/09	at Furman	L	2-3
11/22/09	vs Furman	W	3-0
10/2/10	at Furman	L	2-3
11/14/10	FURMAN	W	3-0
10/7/11	at Furman	L	1-3
11/5/11	FURMAN	W	3-0
10/7/12	FURMAN	L	1-3
11/3/12	at Furman	W	3-2
11/19/12	vs Furman	W	3-2

GARDNER-WEBB (1-0)

9/20/08	GARDNER-WEBB	W	3-0
---------	--------------	---	-----

GEORGETOWN (1-1)

9/7/02	vs Georgetown	L	0-3
9/14/12	GEORGETOWN	W	3-2

GEORGIA (0-2)

9/1/04	at Georgia	L	1-3
9/6/14	at Georgia	L	0-3



ALL-TIME SERIES HISTORY

GEORGIA SOUTHERN (34-11)

1991	GEORGIA SOUTHERN	W	3-0
1992	GEORGIA SOUTHERN	W	3-0
9/28/93	at Georgia Southern	W	3-1
9/24/94	vs Georgia Southern	W	3-0
10/18/94	GEORGIA SOUTHERN	W	3-0
10/10/95	at Georgia Southern	W	3-0
9/21/96	vs Georgia Southern	W	3-1
10/30/96	GEORGIA SOUTHERN	W	3-0
9/23/97	at Georgia Southern	W	3-1
9/18/98	vs Georgia Southern	L	1-3
9/23/98	at Georgia Southern	L	0-3
10/28/98	GEORGIA SOUTHERN	W	3-1
9/8/99	at Georgia Southern	W	3-0
10/15/99	GEORGIA SOUTHERN	W	3-0
9/5/00	GEORGIA SOUTHERN	L	1-3
10/12/00	at Georgia Southern	W	3-1
10/2/01	GEORGIA SOUTHERN	W	3-0
10/11/01	at Georgia Southern	W	3-2
11/17/01	vs Georgia Southern	L	1-3
9/17/02	at Georgia Southern	L	2-3
10/17/02	GEORGIA SOUTHERN	W	3-0
11/24/02	vs Georgia Southern	W	3-0
10/7/03	GEORGIA SOUTHERN	W	3-1
10/29/03	at Georgia Southern	L	1-3
11/23/03	vs Georgia Southern	L	2-3
9/22/04	at Georgia Southern	L	2-3
10/29/04	GEORGIA SOUTHERN	W	3-1
10/14/05	at Georgia Southern	W	3-0
11/11/05	GEORGIA SOUTHERN	W	3-0
11/1/06	at Georgia Southern	W	3-1
11/17/06	vs Georgia Southern	W	3-0
10/5/07	GEORGIA SOUTHERN	W	3-1
11/2/07	at Georgia Southern	W	3-0
11/16/07	vs Georgia Southern	W	3-0
10/3/08	GEORGIA SOUTHERN	W	3-0
11/9/08	at Georgia Southern	W	3-0
10/10/09	at Georgia Southern	L	2-3
11/6/09	GEORGIA SOUTHERN	W	3-2
10/8/10	GEORGIA SOUTHERN	W	3-2
11/6/10	at Georgia Southern	W	3-1
11/21/10	vs Georgia Southern	L	0-3
10/1/11	GEORGIA SOUTHERN	W	3-1
10/28/11	at Georgia Southern	W	3-2
9/29/12	at Georgia Southern	W	3-0
10/26/12	GEORGIA SOUTHERN	L	1-3

GEORGIA STATE (8-9)

1991	GEORGIA ST.	L	2-3
1991	GEORGIA ST.	L	0-3
1991	GEORGIA ST.	L	0-3
1992	GEORGIA ST.	W	3-1
1992	GEORGIA ST.	W	3-0
10/16/93	at Georgia St.	W	3-1
11/12/93	vs Georgia St.	W	3-1
9/23/94	vs Georgia St.	L	2-3
10/14/95	GEORGIA ST.	W	3-1
10/27/95	vs Georgia St.	L	2-3
11/16/95	vs Georgia St.	W	3-2
9/28/96	at Georgia St.	L	1-3
10/25/96	at Georgia St.	L	0-3
10/5/97	GEORGIA ST.	L	1-3
10/31/97	at Georgia St.	L	0-3
9/17/04	GEORGIA ST.	W	3-0
9/3/11	at Georgia St.	W	3-1

GEORGIA TECH (2-5)

1991	GEORGIA TECH	L	0-3
1991	GEORGIA TECH	L	0-3
9/6/96	vs Georgia Tech	L	0-3
9/7/96	vs Georgia Tech	L	0-3
9/19/98	vs Georgia Tech	L	0-3
9/1/13	at Georgia Tech	W	3-0
11/30/2018	at Georgia Tech	W	3-1

HAMPTON (1-0)

9/5/98	vs Hampton	W	3-0
--------	------------	---	-----

HARVARD (1-0)

9/2/11	vs Harvard	W	3-2
--------	------------	---	-----

HIGH POINT (1-0)

9/10/99	HIGH POINT	W	3-0
---------	------------	---	-----

HOFSTRA (9-9)

9/29/13	at Hofstra	W	3-2
11/8/13	HOFSTRA	W	3-0
11/23/13	vs Hofstra	W	3-0
10/10/14	HOFSTRA	L	2-3
11/14/14	at Hofstra	W	3-2
11/23/14	vs Hofstra	L	2-3
10/1/2015	HOFSTRA	L	2-3
10/25/2015	at HOFSTRA	L	0-3
11/20/2015	vs HOFSTRA	W	3-2
9/23/2016	HOFSTRA	W	3-1
10/30/2016	at Hofstra	L	1-3
9/22/2017	at Hofstra	W	3-1
10/20/2017	HOFSTRA	W	3-0
11/17/2017	vs Hofstra	W	3-2
10/5/2018	HOFSTRA	L	1-3
11/1/2018	at Hofstra	L	2-3
10/11/2019	at Hofstra	L	0-3
11/11/2019	HOFSTRA	L	1-3
9/17/05	HOUSTON	W	3-2

HOUSTON BAPTIST (1-0)

9/20/14	HOUSTON BAPTIST	W	3-1
---------	-----------------	---	-----

ILLINOIS (0-1)

9/9/06	vs Illinois	L	1-3
--------	-------------	---	-----

ILLINOIS-CHICAGO (2-0)

9/2/05	at Illinois-Chicago	W	3-0
8/31/07	ILLINOIS-CHICAGO	W	3-0

INCARNATE WORD (1-0)

9/1/2017	vs Incarnate Word	W	3-0
----------	-------------------	---	-----

INDIANA (1-0)

9/7/13	INDIANA	W	3-1
--------	---------	---	-----

INDIANA STATE (0-1)

9/1/01	at Indiana St.	L	2-3
--------	----------------	---	-----

IOWA (0-2)

9/16/06	IOWA	L	2-3
9/15/07	at Iowa	L	0-3

IPFW (1-0)

9/1/01	vs IPFW	W	3-1
--------	---------	---	-----

IUPUI (1-0)

9/10/04	vs IUPUI	W	3-0
---------	----------	---	-----

JACKSONVILLE (9-3)

1991	JACKSONVILLE	W	3-2
1991	JACKSONVILLE	L	0-3
1992	JACKSONVILLE	W	3-0
9/25/93	JACKSONVILLE	W	3-0
10/5/93	at Jacksonville	W	3-1
10/1/94	JACKSONVILLE	W	3-2
10/8/94	at Jacksonville	W	3-1
9/13/96	JACKSONVILLE	W	3-1
11/8/96	at Jacksonville	L	1-3
10/18/97	at Jacksonville	L	0-3
8/25/12	JACKSONVILLE	W	3-2
9/11/2015	JACKSONVILLE	W	3-0

JACKSONVILLE STATE (6-1)

1990	JACKSONVILLE ST.	W	3-2
11/4/95	vs Jacksonville St.	W	3-0
9/6/96	vs Jacksonville St.	W	3-1
10/4/96	JACKSONVILLE ST.	W	3-0
9/26/97	JACKSONVILLE ST.	W	3-1
9/3/11	vs Jacksonville St.	W	3-0
9/21/2019	JACKSONVILLE ST.	L	0-3

JAMES MADISON (11-9)

11/17/2018	vs James Madison	L	1-3
1990	JAMES MADISON	W	3-1
1991	JAMES MADISON	L	0-3
9/2/05	vs James Madison	W	3-1
10/4/13	at James Madison	W	3-1
10/20/13	JAMES MADISON	W	3-1
10/5/14	at James Madison	W	3-1
10/24/14	JAMES MADISON	W	3-0
10/16/2015	JAMES MADISON	L	2-3
11/1/2015	at James Madison	W	3-0
11/21/2015	at James Madison	W	3-2
10/9/2016	at James Madison	W	3-1
11/3/2016	JAMES MADISON	L	2-3
10/1/2017	at James Madison	W	3-2
10/23/2017	JAMES MADISON	W	3-1
11/18/2017	JAMES MADISON	L	0-3
10/12/2018	at James Madison	L	1-3
10/25/2018	JAMES MADISON	L	1-3
9/28/2019	at James Madison	L	0-3
10/25/2019	JAMES MADISON	L	1-3

KANSAS (0-2)

9/7/12	at Kansas	L	0-3
8/31/2018	vs Kansas	L	2-3

KENT STATE (1-1)

8/30/14	KENT STATE	L	2-3
9/10/2017	at Kent State	W	3-0

KENTUCKY (0-1)

8/31/2018	at Kentucky	L	1-3
-----------	-------------	---	-----

LA SALLE (0-1)

9/4/99	vs La Salle	L	1-3
--------	-------------	---	-----

LAFAYETTE (1-0)

9/19/09	LAFAYETTE	W	3-0
---------	-----------	---	-----



LAKE ERIE (1-0)

1991 LAKE ERIE W 3-2

LENOIR-RHYNE (1-0)

10/20/89 LENOIR-RHYNE W 2-0

LIBERTY (3-0)

9/14/02 at Liberty W 3-2
 9/14/2018 vs Liberty W 3-1
 9/15/2018 vs Liberty W 3-1

LONG BEACH STATE (0-1)

9/13/13 at Long Beach St. L 1-3

LOYOLA (4-1)

1990 LOYOLA L 2-3
 1991 LOYOLA W 3-0
 1992 LOYOLA W 3-0
 10/8/93 vs Loyola W 3-0
 9/12/09 vs Loyola W 3-0

LOYOLA MARYMOUNT (0-2)

9/2/2016 vs Loyola Marymount L 1-3
 9/14/13 at Loyola Marymount L 0-3

MARYLAND (0-1)

9/12/03 at Maryland L 1-3

MEMPHIS (1-1)

9/9/00 MEMPHIS L 0-3
 9/1/12 MEMPHIS W 3-1

MERCER (14-3)

1991 MERCER W 3-0
 1991 MERCER W 3-1
 1992 MERCER W 3-0
 1992 MERCER W 3-0
 1992 MERCER W 3-0
 9/28/93 at Mercer W 3-0
 9/30/94 MERCER W 3-1
 10/12/95 MERCER W 3-0
 11/3/95 at Mercer W 3-2
 9/7/96 vs Mercer W 3-1
 9/18/96 MERCER W 3-2
 11/1/96 at Mercer L 1-3
 10/3/97 MERCER W 3-2
 10/26/97 at Mercer L 0-3
 9/8/00 MERCER W 3-1
 8/30/14 MERCER L 0-3
 9/16/2017 MERCER W 3-1

MIAMI (FLA.) (1-1)

11/30/12 vs Miami W 3-2
 11/30/2017 vs Miami L 1-3

MICHIGAN STATE (0-2)

9/15/12 MICHIGAN STATE L 1-3
 8/31/2019 MICHIGAN STATE L 0-3

MIDDLE TENNESSEE ST. (0-2)

9/3/99 at Middle Tennessee St. L 1-3
 8/30/03 MIDDLE TENNESSEE ST. L 2-3

MILLIGAN (2-0)

1990 MILLIGAN W 2-0
 1990 MILLIGAN W 2-0

MILWAUKEE (1-0)

9/11/04 at Milwaukee W 3-0

MINNESOTA (0-1)

9/19/2015 MINNESOTA L 0-3

MISSISSIPPI STATE (1-0)

10/30/93 vs Mississippi St. W 3-1

MISSOURI STATE (1-0)

8/24/2018 MISSOURI STATE W 3-2

MONTANA STATE (0-2)

9/10/95 vs Montana St. L 0-3
 9/3/04 vs Montana St. L 0-3

MORGAN STATE (3-0)

1990 MORGAN ST. W 3-0
 1991 MORGAN ST. W 3-0
 9/13/03 vs Morgan St. W 3-0

NORTH CAROLINA A&T (1-1)

9/26/98 N.C. A&T L 0-3
 9/26/10 N.C. A&T W 3-0

N.C. CENTRAL (1-0)

1990 N.C. CENTRAL W 3-0

N.C. STATE (0-2)

10/6/95 at N.C. State L 0-3
 8/25/12 N.C. STATE L 1-3

NEW MEXICO (0-1)

9/19/14 vs New Mexico L 1-3

NEW ORLEANS (0-1)

9/21/2019 NEW ORLEANS L 2-3

NEWBERRY (2-1)

10/7/89 NEWBERRY L 0-3
 10/7/89 NEWBERRY W 3-0
 10/21/89 NEWBERRY W 2-0

NORTH CAROLINA (2-0)

12/2/05 at North Carolina W 3-1
 9/9/06 at North Carolina W 3-1

NORTH FLORIDA (1-2)

9/17/10 NORTH FLORIDA W 3-0
 9/17/11 NORTH FLORIDA L 2-3
 8/31/12 NORTH FLORIDA L 2-3

NORTHEASTERN (9-6)

9/27/13 at Northeastern W 3-1
 11/10/13 NORTHEASTERN L 2-3
 11/24/13 vs Northeastern W 3-1
 10/11/14 NORTHEASTERN W 3-1
 11/12/14 at Northeastern W 3-1
 10/20/2015 NORTHEASTERN W 3-1
 10/23/2015 at Northeastern W 3-1

9/25/2016 NORTHEASTERN W 3-0
 10/28/2016 at Northeastern L 1-3
 9/24/2017 at Northeastern L 1-3
 10/21/2017 NORTHEASTERN W 3-0
 10/7/2018 NORTHEASTERN L 0-3
 11/3/2018 at Northeastern W 3-0
 10/13/2019 at Northeastern L 1-3
 11/9/2019 NORTHEASTERN L 0-3

NORTHERN COLORADO (0-1)

9/6/2019 vs Northern Colorado L 2-3

NORTHERN ILLINOIS (0-1)

8/28/10 at Northern Illinois L 2-3

NORTHWESTERN STATE (1-0)

9/5/2015 vs Northwestern State W 3-1

NOTRE DAME (0-2)

12/7/02 at Notre Dame L 1-3
 9/7/07 at Notre Dame L 1-3

OAKLAND (1-0)

8/28/10 vs Oakland W 3-0

OHIO (0-2)

9/8/07 vs Ohio L 0-3
 9/13/2019 vs Ohio L 0-3

OLE MISS (0-1)

9/20/97 vs Ole Miss L 0-3

ORAL ROBERTS (0-1)

9/2/94 vs Oral Roberts L 1-3

OREGON STATE (0-2)

8/30/08 at Oregon State L 0-3
 9/11/10 OREGON STATE L 2-3

PENN STATE (0-1)

9/12/09 vs Penn State L 0-3

PITTSBURGH (0-1)

9/14/2018 at Pitt L 1-3

PORTLAND STATE (0-1)

8/29/08 vs Portland St. L 2-3

PRESBYTERIAN (4-1)

9/15/89 PRESBYTERIAN W 3-2
 10/30/89 PRESBYTERIAN L 1-3
 9/7/10 PRESBYTERIAN W 3-0
 9/13/11 at Presbyterian W 3-1
 9/15/12 PRESBYTERIAN W 3-1

PURDUE (0-2)

8/27/11 at Purdue L 0-3
 12/3/05 vs Purdue L 0-3

QUEENS (N.C.) (3-0)

1990 QUEENS (NC) W 3-0
 1991 QUEENS (NC) W 3-0
 9/5/97 vs Queens (NC) W 3-2



ALL-TIME SERIES HISTORY

QUINNIPIAC (1-0)

8/31/2017 vs Quinnipiac W 3-0

RADFORD (5-1)

9/8/89 RADFORD W 3-1
10/14/89 RADFORD W 3-1
1990 RADFORD W 3-0
1991 RADFORD L 2-3
10/7/95 vs Radford W 3-2
9/18/10 RADFORD W 3-1

ROBERT MORRIS (1-0)

9/5/08 vs Robert Morris W 3-0

ROLLINS (1-3)

9/16/89 ROLLINS L 0-3
1990 ROLLINS W 3-0
1991 ROLLINS L 0-3
1991 ROLLINS L 0-3

RUTGERS (0-1)

9/19/97 vs Rutgers L 0-3

USC AIKEN (4-1)

9/15/89 S.C. AIKEN L 0-3
10/26/89 S.C. AIKEN W 3-0
1990 S.C. AIKEN W 3-1
1991 S.C. AIKEN W 3-1
1991 S.C. AIKEN W 3-2

SACRAMENTO STATE (1-0)

8/24/12 SACRAMENTO ST. W 3-1

SAINT FRANCIS (1-0)

8/31/01 vs St. Francis W 3-0

SAINT JOHN'S (1-0)

11/29/2018 vs St. John's W 3-1

SAINT LOUIS (1-0)

9/11/04 vs Saint Louis W 3-0

SAM HOUSTON STATE (1-0)

9/18/2015 SAM HOUSTON STATE W 3-0

SAMFORD (13-5)

1991 SAMFORD L 1-3
1991 SAMFORD W 3-0
1992 SAMFORD W 3-0
9/24/93 SAMFORD W 3-1
10/30/93 at Samford L 2-3
11/5/94 vs Samford W 3-1
11/11/94 vs Samford W 3-0
10/27/95 at Samford L 1-3
10/5/96 SAMFORD W 3-2
10/18/08 SAMFORD W 3-0
10/18/09 at Samford W 3-0
11/21/09 vs Samford W 3-1
10/16/10 SAMFORD W 3-0
11/19/10 vs Samford W 3-1
10/14/11 at Samford L 0-3
11/21/11 vs Samford L 0-3
10/12/12 SAMFORD W 3-0
11/18/12 vs Samford W 3-1

SAN DIEGO STATE (1-0)

8/30/06 at San Diego St. W 3-1

SAVANNAH (1-0)

1991 SAVANNAH W 3-0

SEATTLE (1-0)

9/13/13 vs Seattle W 3-1

SOUTH ALABAMA (1-0)

10/18/97 at South Ala. W 3-2

SOUTH CAROLINA (4-14)

9/19/89 SOUTH CAROLINA L 0-3
1990 at South Carolina L 0-3
1990 SOUTH CAROLINA L 0-3
1991 SOUTH CAROLINA L 2-3
1991 SOUTH CAROLINA L 1-3
1992 SOUTH CAROLINA L 0-3
9/11/93 at South Carolina L 1-3
10/20/93 at South Carolina W 3-2
9/3/94 at South Carolina L 0-3
9/22/95 SOUTH CAROLINA L 0-3
10/22/96 at South Carolina L 0-3
9/15/05 SOUTH CAROLINA W 3-0
11/22/06 at South Carolina W 3-1
9/12/08 at South Carolina L 0-3
8/29/09 vs South Carolina L 2-3
9/4/10 vs South Carolina W 3-2
9/10/11 SOUTH CAROLINA L 2-3
8/26/2016 SOUTH CAROLINA L 0-3

SOUTH CAROLINA ST. (13-0)

9/1/89 SOUTH CAROLINA ST. W 3-0
1990 SOUTH CAROLINA ST. W 3-1
1991 SOUTH CAROLINA ST. W 3-0
1991 SOUTH CAROLINA ST. W 3-1
1992 SOUTH CAROLINA ST. W 3-0
1992 SOUTH CAROLINA ST. W 3-0
9/14/93 at South Carolina St. W 3-0
10/13/93 at South Carolina St. W 3-0
9/8/00 SOUTH CAROLINA ST. W 3-0
10/16/12 SOUTH CAROLINA ST. W 3-0
9/7/13 SOUTH CAROLINA ST. W 3-0
9/19/2017 at South Carolina St. W 3-0
9/4/2018 SOUTH CAROLINA ST. W 3-0

SOUTH DAKOTA (1-0)

8/27/10 vs South Dakota W 3-0

SOUTH FLORIDA (1-0)

9/18/09 SOUTH FLORIDA W 3-2

SOUTHEASTERN LA. (2-8)

1991 SOUTHEASTERN LA. W 3-1
1992 SOUTHEASTERN LA. L 2-3
10/29/93 vs Southeastern La. L 2-3
11/12/93 vs Southeastern La. L 2-3
11/13/93 vs Southeastern La. L 2-3
11/11/94 vs Southeastern La. L 0-3
11/12/94 vs Southeastern La. W 3-1
10/28/95 vs Southeastern La. L 0-3
11/16/95 vs Southeastern La. L 1-3
11/17/95 vs Southeastern La. L 0-3

SOUTHERN CALIFORNIA (0-1)

12/2/04 at Southern California L 0-3

SOUTHERN MISS. (0-1)

9/4/2015 vs Southern Miss L 0-3

SMU (0-2)

9/20/13 SMU L 1-3
9/19/14 at SMU L 0-3

STANFORD (0-1)

8/30/2019 STANFORD L 0-3

STETSON (17-4)

1991 STETSON W 3-1
1991 STETSON L 1-3
1992 STETSON W 3-1
1992 STETSON W 3-0
9/18/93 at Stetson W 3-0
10/22/93 STETSON W 3-1
9/16/94 at Stetson W 3-0
10/15/94 STETSON W 3-1
9/16/95 at Stetson W 3-0
10/9/95 at Stetson W 3-2
11/3/95 vs Stetson W 3-1
11/17/95 vs Stetson W 3-0
10/5/96 STETSON L 1-3
10/19/96 at Stetson L 2-3
9/27/97 STETSON W 3-2
10/17/97 at Stetson L 2-3
9/25/98 STETSON W 3-1
9/11/99 STETSON W 3-2
9/7/01 STETSON W 3-0
9/6/08 at Stetson W 3-0
9/13/14 STETSON W 3-0

TAMPA (0-1)

1991 TAMPA L 0-3

TCU (0-1)

8/29/03 TCU L 0-3

TENNESSEE (0-2)

9/10/05 at Tennessee L 0-3
9/12/2015 TENNESSEE L 1-3

TENNESSEE STATE (1-0)

8/26/2017 TENNESSEE STATE W 3-1

TENNESSEE TECH (1-0)

8/30/02 TENNESSEE TECH W 3-0

TEXAS A&M - CC (1-0)

9/16/11 TEXAS A&M-CC W 3-1

TEXAS TECH (0-1)

9/5/03 vs Texas Tech L 1-3

THE CITADEL (31-0)

9/25/98	THE CITADEL	W	3-0
10/5/99	at The Citadel	W	3-0
11/9/99	THE CITADEL	W	3-0
10/10/00	THE CITADEL	W	3-0
11/7/00	at The Citadel	W	3-0
10/9/01	at The Citadel	W	3-0
11/6/01	THE CITADEL	W	3-0
10/15/02	at The Citadel	W	3-0
11/5/02	THE CITADEL	W	3-0
9/18/03	THE CITADEL	W	3-0
11/4/03	at The Citadel	W	3-0
9/28/04	at The Citadel	W	3-0
11/12/04	THE CITADEL	W	3-0
8/26/05	at The Citadel	W	3-0
8/27/05	at The Citadel	W	3-0
9/19/06	THE CITADEL	W	3-0
9/18/07	at The Citadel	W	3-0
10/30/07	THE CITADEL	W	3-0
9/5/08	vs The Citadel	W	3-0
10/8/08	at The Citadel	W	3-0
11/5/08	THE CITADEL	W	3-0
9/30/09	THE CITADEL	W	3-0
11/4/09	at The Citadel	W	3-0
9/21/10	at The Citadel	W	3-1
11/2/10	THE CITADEL	W	3-0
9/23/11	THE CITADEL	W	3-1
11/8/11	at The Citadel	W	3-0
9/25/12	at The Citadel	W	3-0
11/6/12	THE CITADEL	W	3-0
9/8/2018	THE CITADEL	W	3-1
9/17/2019	at The Citadel	W	3-0

TOWSON (11-4)

9/1/07	TOWSON	W	3-0
11/3/13	TOWSON	W	3-1
11/15/13	at Towson	W	3-2
9/26/14	TOWSON	W	3-2
11/2/14	at Towson	W	3-2
10/18/2015	TOWSON	L	1-3
10/30/2015	at Towson	L	0-3
9/30/2016	at Towson	W	3-2
10/23/2016	TOWSON	W	3-1
10/6/2017	TOWSON	W	3-0
11/3/2017	at TOWSON	W	3-1
10/14/2018	at Towson	W	3-0
10/27/2018	TOWSON	W	3-2
10/20/2019	at Towson	L	0-3
11/8/2019	TOWSON	L	1-3

TROY (0-1)

1990	TROY	L	1-3
------	------	---	-----

TULANE (0-1)

12/8/2018	at Tulane	L	1-3
-----------	-----------	---	-----

TULSA (1-1)

9/8/01	TULSA	W	3-0
9/4/2015	vs Tulsa	L	2-3

UAB (1-0)

11/4/95	vs UAB	W	3-2
---------	--------	---	-----

UCF (0-8)

1992	UCF	L	0-3
9/17/93	at UCF	L	0-3
9/30/93	UCF	L	0-3
9/17/94	at UCF	L	0-3
10/20/94	at UCF	L	2-3
11/12/94	vs UCF	L	0-3
10/28/95	vs UCF	L	0-3
10/18/96	at UCF	L	0-3

UCONN (1-0)

9/14/2019	vs UConn	W	3-0
-----------	----------	---	-----

UMBC (0-2)

1990	UMBC	L	1-3
1991	UMBC	L	2-3

UNC ASHEVILLE (6-3)

10/16/89	UNC ASHEVILLE	W	3-0
1990	UNC ASHEVILLE	L	0-3
11/7/93	UNC ASHEVILLE	W	3-0
9/24/94	at UNC Asheville	W	3-0
9/6/96	vs UNC Asheville	L	1-3
9/26/98	UNC ASHEVILLE	L	0-3
9/4/99	vs UNC Asheville	W	3-2
9/21/13	UNC ASHEVILLE	W	3-0
9/7/2018	UNC ASHEVILLE	W	3-0

UNCG (26-5)

1990	UNCG	L	2-3
1991	UNCG	L	1-3
1991	UNCG	L	1-3
9/29/95	UNCG	L	1-3
9/21/96	at UNCG	W	3-0
10/2/98	UNCG	W	3-2
11/7/98	at UNCG	W	3-1
9/25/99	at UNCG	W	3-0
10/30/99	UNCG	W	3-2
9/22/00	UNCG	W	3-0
10/28/00	at UNCG	W	3-1
9/21/01	at UNCG	W	3-0
10/26/01	UNCG	W	3-0
10/5/02	UNCG	W	3-0
11/2/02	at UNCG	W	3-0
10/18/03	at UNCG	W	3-0
10/24/04	UNCG	W	3-0
10/11/05	UNCG	W	3-0
10/14/06	UNCG	W	3-0
11/11/06	at UNCG	W	3-0
11/19/06	vs UNCG	W	3-1
9/22/07	UNCG	W	3-1
10/20/07	at UNCG	W	3-2
11/18/07	vs UNCG	W	3-1
10/12/08	at UNCG	L	2-3
11/22/08	vs UNCG	W	3-1
10/24/09	UNCG	W	3-2
10/22/10	at UNCG	W	3-1
11/20/10	vs UNCG	W	3-1
11/12/11	at UNCG	W	3-0
11/10/12	UNCG	W	3-0

UNCW (23-10)

9/12/89	UNCW	L	1-3
1990	UNCW	L	2-3
1992	UNCW	W	3-1
1992	UNCW	W	3-2
9/8/94	UNCW	W	3-2
10/4/94	at UNCW	W	3-1
9/19/95	UNCW	L	1-3
9/21/96	vs UNCW	W	3-1
10/1/96	at UNCW	L	2-3
8/30/97	vs UNCW	W	3-0
9/16/97	at UNCW	L	0-3
11/16/97	UNCW	W	3-2
9/4/98	vs UNCW	W	3-1
9/10/99	UNCW	W	3-0
9/13/02	vs UNCW	W	3-0
9/16/11	UNCW	W	3-2
10/11/13	at UNCW	W	3-1
10/26/13	UNCW	W	3-0
10/15/14	at UNCW	L	0-3
11/7/14	UNCW	W	3-0
11/22/14	vs UNCW	W	3-2
9/25/2015	at UNCW	L	2-3
11/10/2015	UNCW	W	3-2
11/22/2015	vs UNCW	L	0-3
10/13/2016	UNCW	L	2-3
11/13/2016	at UNCW	L	1-3
9/27/2017	at UNCW	W	3-1
10/28/2017	UNCW	W	3-0
10/3/2018	at UNCW	W	3-1
10/21/2018	UNCW	W	3-1
11/16/2018	vs UNCW	W	3-1
10/22/2019	UNCW	W	3-0
11/17/2019	at UNCW	W	3-1

USC UPSTATE (2-1)

10/21/89	USC UPSTATE	W	2-0
10/21/89	USC UPSTATE	L	0-3
8/25/2017	USC UPSTATE	W	3-0

UT-ARLINGTON (0-1)

9/15/07	vs UT Arlington	L	1-3
---------	-----------------	---	-----

UT MARTIN (3-0)

11/5/94	vs UT Martin	W	3-0
8/31/01	vs UT Martin	W	3-2
8/26/2016	UT MARTIN	W	3-0

VCU (1-2)

10/6/95	vs VCU	L	1-3
8/26/11	vs VCU	L	1-3
9/9/2016	VCU	W	3-1

VIRGINIA (2-2)

11/9/96	at Virginia	L	0-3
9/6/02	at Virginia	W	3-2
9/17/2016	vs Virginia	W	3-2
9/13/2019	vs Virginia	L	1-3

VIRGINIA TECH (1-1)

9/9/89	VIRGINIA TECH	L	0-3
9/12/03	vs Virginia Tech	W	3-1



ALL-TIME SERIES HISTORY

WAKE FOREST (1-3)

9/19/97	at Wake Forest	L	2-3
11/8/98	at Wake Forest	L	0-3
9/12/14	WAKE FOREST	W	3-2
9/3/2016	at Wake Forest	L	0-3

WASHINGTON STATE (0-2)

9/16/2016	vs Washington State	L	0-3
9/1/2017	at Washington State	L	0-3

WEBER STATE (1-1)

8/30/02	WEBER ST.	L	2-3
9/1/06	vs Weber St.	W	3-0

WEST VIRGINIA (0-1)

9/20/97	vs West Virginia	L	0-3
---------	------------------	---	-----

WESTERN CAROLINA (20-8)

1992	WESTERN CAROLINA	W	3-2
10/26/96	at Western Carolina	L	1-3
9/26/97	WESTERN CAROLINA	L	1-3
10/10/98	at Western Carolina	L	0-3
11/14/98	at Western Carolina	L	1-3
10/10/99	WESTERN CAROLINA	W	3-2
11/13/99	at Western Carolina	L	0-3
11/19/99	vs Western Carolina	L	0-3
10/7/00	at Western Carolina	L	2-3
11/12/00	WESTERN CAROLINA	L	0-3
10/6/01	WESTERN CAROLINA	W	3-0
11/10/01	at Western Carolina	W	3-2
10/12/02	at Western Carolina	W	3-0
11/17/02	WESTERN CAROLINA	W	3-0
10/10/03	WESTERN CAROLINA	W	3-1
11/14/03	at Western Carolina	W	3-0
10/8/04	WESTERN CAROLINA	W	3-0
10/1/05	WESTERN CAROLINA	W	3-0
10/29/05	at Western Carolina	W	3-0
10/6/06	at Western Carolina	W	3-1
11/5/06	WESTERN CAROLINA	W	3-0
10/11/07	WESTERN CAROLINA	W	3-0
10/24/08	at Western Carolina	W	3-1
11/15/08	WESTERN CAROLINA	W	3-0
9/26/09	WESTERN CAROLINA	W	3-1
9/24/10	at Western Carolina	W	3-1
10/22/11	WESTERN CAROLINA	W	3-1
10/21/12	at Western Carolina	W	3-1

WESTERN KENTUCKY (1-1)

8/29/2015	vs Western Kentucky	L	0-3
8/25/2018	WESTERN KENTUCKY	W	3-1

WICHITA STATE (0-1)

9/8/06	vs Wichita State	L	1-3
--------	------------------	---	-----

WILLIAM & MARY (13-2)

9/7/02	vs William & Mary	W	3-0
10/5/13	at William & Mary	W	3-0
10/18/13	WILLIAM & MARY	W	3-0
10/3/14	at William & Mary	W	3-1
10/26/14	WILLIAM & MARY	W	3-1
10/10/2015	at William & Mary	W	3-0
11/7/2015	WILLIAM & MARY	W	3-1
10/7/2016	at William & Mary	L	1-3
11/6/2016	WILLIAM & MARY	W	3-0

10/15/2017	at William & Mary	W	3-1
11/12/2017	WILLIAM & MARY	W	3-2
9/23/2018	WILLIAM & MARY	W	3-0
11/9/2018	at William & Mary	W	3-0
10/6/2019	WILLIAM & MARY	W	3-0
11/1/2019	at William & Mary	L	2-3

WINTHROP (13-3)

10/15/89	WINTHROP	W	3-0
1990	WINTHROP	W	3-2
1990	WINTHROP	W	3-0
1990	WINTHROP	W	3-0
1991	WINTHROP	W	3-0
9/10/93	vs Winthrop	W	3-0
9/6/97	at Winthrop	L	0-3
9/5/98	at Winthrop	L	0-3
9/6/03	vs Winthrop	W	3-0
9/26/06	at Winthrop	W	3-0
11/21/07	WINTHROP	W	3-0
9/12/08	vs Winthrop	W	3-0
11/26/08	at Winthrop	W	3-0
8/28/09	vs Winthrop	W	3-2
9/3/10	at Winthrop	W	3-2
9/9/11	WINTHROP	L	2-3

WISCONSIN (0-1)

8/29/2015	at Wisconsin	L	0-3
-----------	--------------	---	-----

WOFFORD (35-2)

10/20/89	WOFFORD	L	0-2
10/29/89	WOFFORD	W	3-2
11/5/95	WOFFORD	W	3-0
10/26/96	at Wofford	W	3-0
9/17/98	at Wofford	L	1-3
10/25/98	WOFFORD	W	3-2
10/23/99	at Wofford	W	3-2
10/27/99	WOFFORD	W	3-0
9/17/00	at Wofford	W	3-0
10/22/00	WOFFORD	W	3-1
10/19/01	at Wofford	W	3-1
10/31/01	WOFFORD	W	3-0
11/16/01	vs Wofford	W	3-0
9/21/02	at Wofford	W	3-0
10/26/02	WOFFORD	W	3-1
10/3/03	at Wofford	W	3-0
11/9/03	WOFFORD	W	3-0
10/1/04	WOFFORD	W	3-0
11/5/04	at Wofford	W	3-0
9/24/05	at Wofford	W	3-0
10/22/05	WOFFORD	W	3-0
11/18/05	vs Wofford	W	3-0
9/29/06	WOFFORD	W	3-0
10/27/06	at Wofford	W	3-0
10/14/07	WOFFORD	W	3-0
11/9/07	at Wofford	W	3-0
9/26/08	at Wofford	W	3-1
11/1/08	WOFFORD	W	3-0
10/3/09	WOFFORD	W	3-0
11/13/09	at Wofford	W	3-0
10/1/10	at Wofford	W	3-1
11/13/10	WOFFORD	W	3-0
10/8/11	at Wofford	W	3-0
11/6/11	WOFFORD	W	3-0
10/6/12	WOFFORD	W	3-0

11/2/12	at Wofford	W	3-0
9/12/2015	WOFFORD	W	3-0

WYOMING (3-1)

8/30/08	vs Wyoming	W	3-1
9/17/11	WYOMING	W	3-1
9/7/12	vs Wyoming	W	3-1
9/6/2019	at Wyoming	L	0-3

XAVIER (1-0)

9/4/04	vs Xavier	W	3-2
--------	-----------	---	-----

YOUNGSTOWN STATE (0-1)

9/5/09	vs Youngstown St.	L	0-3
--------	-------------------	---	-----

	<u>-A-</u>	
Altman, Susan		1991
	<u>-B-</u>	
Bailey, Liz		1996-99
Ballard, Stephanie		1999-03
Beckham, Shawn		2002-03
Beckman, Allison		2015-18
Beiler, Jeanette		1998-99
Beyer, Lindsay		2003
Bingham, Heather		1999-00,02
Blum, Tiffany		2004-07
Boehlke, Paige		1991
BOWER, CAROLINE	2019-PRESENT	
Bowling, Kenni		2007-08
Boxell, Anne		1995
Braden, Brook		1998
Braun, Maren		2015
Brennan, Riana		2016-17
Brown, Christie		1991
	<u>-C-</u>	
CAMPBELL, CLAIRE	2018-PRESENT	
CARPENTER, TORI	2019-PRESENT	
Carpenter, Whitney		2001,03
Carr, Kaycie		2002-05
Chandler, Gracie		1991
Chubb, Elyse		2008-11
Comstock, Tiffany		1997-99
Cooler, Mackenzie		2014-15
Cyrrill, Jenna		2006
	<u>-D-</u>	
Dalton, Leslie		1995-96
Darr, Emily		1998-99
Darty, Jennifer		2008-09
Davis, Sara		2001-04
Davis, Taeler		2011-13
Dawley, Cole		2007-10
Demari, Kayla		2018-19
Dobrenz, Marie		2003-06
Dolph, Maeghan		2018
Donohue, Allison		1992
Dorton, Darcy		2012-13
DUGGAN, SYLVIA	2018-PRESENT	
DUNSTON, AMANI	2018-PRESENT	
	<u>-E-</u>	
Ehlers, Katja		2016
Eisnaugle, Peyton		2016-19
	<u>-F-</u>	
FALK, EMMA	2019-PRESENT	
Fann, Claudia		1991-94
Farah, Michelle		1991-93
Feddersen, Jane		2016-17
Fidelholtz, Kari		2012-14
Foley, Taylor		2015
Freed, Lauren		2016-19
	<u>-G-</u>	
Gardner, Alison		2000
Grasso, Nicole		1997
Greene, Tara		2001-02
Gury, Elizabeth		1999-02

	<u>-H-</u>	
Hammond, Lynn		1991
Harrell, Hayley		2008-11
Havel, Sarah		2008-11
Henk, Nikki		1996
Higginbotham, Heidi		1993
Hills, Maddie		2013-16
Howley, Cara		2013-14
Humes, Bailey		2014
Hurring, Elizabeth		2016
	<u>-J-</u>	
Johnson, Paige		2007-10
	<u>-K-</u>	
Kane, Lindsey		2004-07
Koehler, Kerstin		2010-13
Kolich, Kelly		2009-12
	<u>-L-</u>	
LeGrande, Maddie		2016
Lohmann, Cassie		1996-98
Long, Alisia		2000-03
Lowes, Alexis		2003-06
Lowry, Suzanne		1991-92
Luers, Sarah		2007
	<u>-M-</u>	
Mace, Courtney		1998-99
Madison, Kennedy		2015-18
MANUSKY, LOGAN	2017-PRESENT	
McGinnis, Madelyn		2010-11
McKown, Kallie		2010-14
Merritt, Karen		1993-95
Morello, Melissa		2012-15
Morgan, Cassandra		2004
Morris, Megan		2016
Mummey, Krissy		2014-17
MURPHY, MEGAN	2017-PRESENT	
	<u>-N-</u>	
Nadeau, Krystal		2005
Napierala, Mandy		2017-19
Neiderffer, Emily		2010-13
	<u>-O-</u>	
Olson, Heather		1994-98
	<u>-P-</u>	
Pahs, Lesley		2003
Palmer, Salley		1992-93
Parkerson, Megan		2004-07
Patrick, Deanna		2004-07
PENDER, CAROLINE	2019-PRESENT	
Phillips, Ginny		2007-10
Plinska, Sara		1994-97
Polster, Rebecca		1994-97
POPE, LOGAN	2019-PRESENT	
Price, Liza		2009
Prosser, Rachel		2003-03
	<u>-Q-</u>	
Quigely, Megan		2014-15

	<u>-R-</u>	
Rachel, Devon		2015-18
Racila, Emma		2006-07
Rawl, Anna		1998-01
Rebarchak, Grace		2012-15
Rhein, Lexi		2013
Rhodes, McKala		2015-18
Richardson, Nicole		1997-98
Ridinger, Ella		2017-18
Robinson, Brittany		1996
Robinson, Katie		2008-09
Rodriguez, Jennifer		1992-95
Ross, Cameron		1993
RUSSELL, MOLLY	2018-PRESENT	
Russell, Whitney		2007-10
	<u>-S-</u>	
Sabatino, Mary		1999-02
Saunders, Betsy		2003
Sawin, Emily		2006-09
Scanlan, Darlene		1991
Schultz, Emily		2010-11
Schultz, Stacy		1992-95
Scichilone, Meghan		1996
Shawl, Becca		2002-05
Shelton, Emily		2008,10-12
Shotwall, Whitney		1999
Stockton, Angela		1991
Swanson, Gregg		2000-02
	<u>-T-</u>	
Taggart, Sarah		2008
Tasker, Chris		1991
Taylor, Lauren		1995-98
Theesfeid, Lizzie		2011-2014
Timmers, Amanda		2004-05
Tronick, Kayla		2015
Truxillo, Brooke		2006-09
Tucker, Courtney		1993
Tucker, Natalie		2017
	<u>-U-</u>	
Uthe, Annie		2004-07
	<u>-V-</u>	
Vallez, Britney		2014-15
Vancleave, Alyson		1998-01
Vanerplow, Stacey		1992-95
Voss, Sarah		2004-06
	<u>-W-</u>	
Warren, Catey		2011-14
Watson, Ashley		2013
Welter, Jessie		1996-98
White, Sloane		2011-14
Weiters, Rebecca		2002-05
Wilcox, Sara		1994-97
William, Tyna		2015
	<u>-Z-</u>	
Zbojniewicz, Andi		2011-14
Zediker, Lynn		1995
Zmuda, Dawn		1991-94



ALL-TIME CAREER STATISTICS

ALTMAN, SUSAN (1991)

Season	SP-MP	K	K/S	E	TA	Pct	A	A/S	SA	DIG	D/S	BS	BA	TB	B/S	Pts.
1991	147-	190	1.29	102	626	0.141	1	0.01	1	63	0.43	10	46	56	0.38	224
TOTAL	147-	190	1.29	102	626	0.141	1	0.01	1	63	0.43	10	46	56	0.38	224

BAILEY, LIZ (1996-99)

Season	SP-MP	K	K/S	E	TA	Pct	A	A/S	SA	DIG	D/S	BS	BA	TB	B/S	Pts.
1996	120-33	10	0.08	11	49	-0.02	7	0.06	26	163	1.36	0	0	0	0	36
1997	108-29	13	0.12	18	69	-0.072	7	0.06	20	209	1.94	0	0	0	0	33
1998	118-33	17	0.14	13	99	0.04	14	0.12	36	292	2.47	0	0	0	0	53
1999	100-27	10	0.1	24	106	-0.132	17	0.17	21	226	2.26	0	1	1	0.01	31.5
TOTAL	446-122	50	0.11	66	323	-0.05	45	0.1	103	890	2	0	1	1	0	153.5

BALLARD, STEPHANIE (1999-03)

Season	SP-MP	K	K/S	E	TA	Pct	A	A/S	SA	DIG	D/S	BS	BA	TB	B/S	Pts.
1999	124-32	484	3.9	156	1244	0.264	24	0.19	42	430	3.47	12	38	50	0.4	557
2000	11-4	55	5	14	138	0.297	5	0.45	2	41	3.73	1	1	2	0.18	58.5
2001	117-33	321	2.74	106	847	0.254	27	0.23	44	353	3.02	3	21	24	0.21	378.5
2002	123-35	475	3.86	116	1152	0.312	32	0.26	26	436	3.54	10	27	37	0.3	524.5
2003	113-33	469	4.15	133	1270	0.265	25	0.22	28	339	3	7	30	37	0.33	519
TOTAL	488-137	1804	3.7	525	4651	0.275	113	0.23	142	1599	3.28	33	117	150	0.31	2037.5

BECKHAM, SHAWN (2002-03)

Season	SP-MP	K	K/S	E	TA	Pct	A	A/S	SA	DIG	D/S	BS	BA	TB	B/S	Pts.
2002	85-26	261	3.07	83	593	0.3	17	0.2	41	85	1	5	67	72	0.85	340.5
2003	39-19	83	2.13	24	184	0.321	2	0.05	7	33	0.85	5	25	30	0.77	107.5
TOTAL	124-45	344	2.77	107	777	0.305	19	0.15	48	118	0.95	10	92	102	0.82	448

BECKMAN, ALLISON (2015-18)

Season	SP-MP	K	K/S	E	TA	Pct	A	A/S	SA	DIG	D/S	BS	BA	TB	B/S	Pts.
2015	113-32	33	0.29	21	104	0.115	1124	9.95	30	218	1.93	4	28	32	0.28	81
2016	105-29	27	0.26	17	105	0.095	1084	10.32	17	211	2.01	3	29	32	0.3	61.5
2017	115-32	54	0.47	10	134	0.328	1287	11.19	18	286	2.49	1	35	36	0.31	90.5
2018	129-36	54	0.42	25	184	0.158	1521	11.79	27	246	1.91	4	45	49	0.38	107.5
TOTAL	462-129	168	0.36	73	527	0.18	5016	10.86	92	961	2.08	12	137	149	0.32	340.5

BEILER, JEANETTE (1998-99)

Season	SP-MP	K	K/S	E	TA	Pct	A	A/S	SA	DIG	D/S	BS	BA	TB	B/S	Pts.
1998	4-3	0	0	0	2	0	0	0	3	3	0.75	0	1	1	0.25	3.5
1999	1-1	0	0	0	0	0	0	0	0	1	1	0	0	0	0	0
TOTAL	5-4	0	0	0	2	0	0	0	3	4	0.8	0	1	1	0.2	3.5

BEYER, LINDSAY (2003)

Season	SP-MP	K	K/S	E	TA	Pct	A	A/S	SA	DIG	D/S	BS	BA	TB	B/S	Pts.
2003	6-5	0	0	1	1	-1	0	0	0	5	0.83	0	0	0	0	0
TOTAL	6-5	0	0	1	1	-1	0	0	0	5	0.83	0	0	0	0	0

BINGHAM, HEATHER (1999-02)

Season	SP-MP	K	K/S	E	TA	Pct	A	A/S	SA	DIG	D/S	BS	BA	TB	B/S	Pts.
1999	117-30	279	2.38	143	860	0.158	20	0.17	17	326	2.79	5	36	41	0.35	319
2000	99-28	290	2.93	131	887	0.179	22	0.22	10	887	2.7	7	46	53	0.54	330
2002	66-23	80	1.21	40	259	0.154	21	0.32	11	109	1.65	0	29	29	0.44	105.5
TOTAL	282-81	649	2.3	314	2006	0.167	63	0.22	38	702	2.49	12	111	123	0.44	754.5



TIFFANY BLUM

BLUM, TIFFANY (2004-07)

Season	SP-MP	K	K/S	E	TA	Pct	A	A/S	SA	DIG	D/S	BS	BA	TB	B/S	Pts.
2004	98-32	307	3.13	108	665	0.299	7	0.07	27	73	0.74	34	104	138	1.41	420
2005	107-34	401	3.75	109	850	0.344	20	0.19	0	57	0.53	34	124	158	1.48	497
2006	132-35	404	3.06	148	1009	0.254	52	0.39	0	58	0.44	20	141	161	1.22	494.5
2007	113-33	378	3.35	114	837	0.315	58	0.51	22	83	0.73	16	130	146	1.29	481
TOTAL	450-134	1490	3.31	479	3361	0.301	137	0.3	49	271	0.6	104	499	603	1.34	1892.5

BOEHLKE, PAIGE (1991)

Season	SP-MP	K	K/S	E	TA	Pct	A	A/S	SA	DIG	D/S	BS	BA	TB	B/S	Pts.
1991	183-	82	0.45	15	205	0.327	1875	10.25	61	554	3.03	4	53	57	0.31	173.5
TOTAL	183-	82	0.45	15	205	0.327	1875	10.25	61	554	3.03	4	53	57	0.31	173.5

BOWER, CAROLINE (2019-PRESENT)

Season	SP-MP	K	K/S	E	TA	Pct	A	A/S	SA	DIG	D/S	BS	BA	TB	B/S	Pts.
2019	26-14	32	1.23	31	101	0.01	0	0	0	8	0.31	2	7	9	0.35	37.5
TOTAL	26-14	32	1.23	31	101	0.01	0	0	0	8	0.31	2	7	9	0.35	37.5

BOWLING, KENNI (2007-8)

Season	SP-MP	K	K/S	E	TA	Pct	A	A/S	SA	DIG	D/S	BS	BA	TB	B/S	Pts.
2007	6-5	0	0	0	0	0	0	0	0	0	0	0	0	0	0	0
2008	4-3	0	0	0	0	0	0	0	0	0	0	0	0	0	0	0
TOTAL	10-8	0	0	0	0	0	0	0	0	0	0	0	0	0	0	0

BOXELL, ANNE (1995)

Season	SP-MP	K	K/S	E	TA	Pct	A	A/S	SA	DIG	D/S	BS	BA	TB	B/S	Pts.
1995	44-26	34	0.77	16	88	0.205	0	0	20	34	0.77	0	11	11	0.25	59.5
TOTAL	44-26	34	0.77	16	88	0.205	0	0	20	34	0.77	0	11	11	0.25	59.5

BRADEN, BROOK (1998)

Season	SP-MP	K	K/S	E	TA	Pct	A	A/S	SA	DIG	D/S	BS	BA	TB	B/S	Pts.
1998	102-31	16	0.16	10	72	0.083	209	2.05	19	241	2.36	0	3	3	0.03	36.5
TOTAL	102-31	16	0.16	10	72	0.083	209	2.05	19	241	2.36	0	3	3	0.03	36.5

BRAUN, MAREN (2015)

Season	SP-MP	K	K/S	E	TA	Pct	A	A/S	SA	DIG	D/S	BS	BA	TB	B/S	Pts.
2015	2-2	0	0	2	5	-0.4	0	0	0	0	0	0	1	1	0.5	0.5
TOTAL	2-2	0	0	2	5	-0.4	0	0	0	0	0	0	1	1	0.5	0.5

BRENNAN, RIANA (2016-17)

Season	SP-MP	K	K/S	E	TA	Pct	A	A/S	SA	DIG	D/S	BS	BA	TB	B/S	Pts.
2016	97-28	183	1.89	106	700	0.11	12	0.12	25	2						



COMSTOCK, TIFFANY (1997-99)

Season	SP-MP	K	K/S	E	TA	Pct	A	A/S	SA	DIG	D/S	BS	BA	TB	B/S	Pts.
1997	39-16	1	0.03	1	12	0	5	0.13	8	71	1.82	0	2	2	0.05	10
1998	53-21	55	1.04	38	165	0.103	9	0.17	5	59	1.11	11	35	46	0.87	88.5
1999	12-8	17	1.42	21	65	-0.062	2	0.17	0	3	0.25	1	0	1	0.08	18
TOTAL	104-45	73	0.7	60	242	0.054	16	0.15	13	133	1.28	12	37	49	0.47	116.5

COOLER, MACKENZIE (2014-15)

Season	SP-MP	K	K/S	E	TA	Pct	A	A/S	SA	DIG	D/S	BS	BA	TB	B/S	Pts.
2014	121-32	32	0.26	19	97	0.134	585	4.83	13	171	1.41	0	17	17	0.14	53.5
2015	79-25	25	0.32	10	74	0.203	349	4.42	6	97	1.23	1	8	9	0.11	36
TOTAL	200-57	57	0.28	29	171	0.164	934	4.67	19	268	1.34	1	25	26	0.13	89.5

CYRILL, JENNA (2006)

Season	SP-MP	K	K/S	E	TA	Pct	A	A/S	SA	DIG	D/S	BS	BA	TB	B/S	Pts.
2006	2-2	2	1	1	5	0.2	0	0	0	3	1.5	0	0	0	0	2
TOTAL	2-2	2	1	1	5	0.2	0	0	0	3	1.5	0	0	0	0	2

DALTON, LESLIE (1995-96)

Season	SP-MP	K	K/S	E	TA	Pct	A	A/S	SA	DIG	D/S	BS	BA	TB	B/S	Pts.
1995	31-16	1	0.03	0	1	1	0	0	7	40	1.29	0	0	0	0	8
1996	118-33	21	0.18	18	83	0.036	9	0.08	6	157	1.33	1	3	4	0.03	29.5
TOTAL	149-49	22	0.15	18	84	0.048	9	0.06	13	197	1.32	1	3	4	0.03	37.5

DARR, EMILY (1998-99)

Season	SP-MP	K	K/S	E	TA	Pct	A	A/S	SA	DIG	D/S	BS	BA	TB	B/S	Pts.
1998	101-30	58	0.57	32	221	0.118	884	8.75	10	263	2.6	8	42	50	0.5	97
1999	83-24	115	1.39	56	395	0.149	49	0.59	2	87	1.05	8	36	44	0.53	143
TOTAL	184-54	173	0.94	88	616	0.138	933	5.07	12	350	1.9	16	78	94	0.51	240

DARTY, JENNIFER (2008-09)

Season	SP-MP	K	K/S	E	TA	Pct	A	A/S	SA	DIG	D/S	BS	BA	TB	B/S	Pts.
2008	68-29	90	1.32	39	234	0.218	3	0.04	2	18	0.26	6	68	74	1.09	132
2009	104-31	123	1.18	47	306	0.248	9	0.09	4	22	0.21	8	93	101	0.97	181.5
TOTAL	172-60	213	1.24	86	540	0.235	12	0.07	6	40	0.23	14	161	175	1.02	313.5

DAVIS, SARA (2001-04)

Season	SP-MP	K	K/S	E	TA	Pct	A	A/S	SA	DIG	D/S	BS	BA	TB	B/S	Pts.
2001	117-33	388	3.32	123	1012	0.262	23	0.2	36	348	2.97	16	57	73	0.62	468.5
2002	107-34	52	0.49	27	176	0.142	34	0.32	3	325	3.04	1	14	15	0.14	63
2003	115-34	334	2.9	137	999	0.197	16	0.14	21	414	3.6	12	55	67	0.58	394.5
2004	108-32	321	2.97	115	894	0.23	31	0.29	19	326	3.02	14	38	52	0.48	373
TOTAL	447-133	1095	2.45	402	3081	0.225	104	0.23	79	1413	3.16	43	164	207	0.46	1299

DAVIS, TAELE (2011-13)

Season	SP-MP	K	K/S	E	TA	Pct	A	A/S	SA	DIG	D/S	BS	BA	TB	B/S	Pts.
2011	71-26	38	0.54	10	85	0.329	626	8.82	8	133	1.87	1	24	25	0.35	59
2012	120-33	44	0.37	19	115	0.217	1314	10.95	22	234	1.95	4	35	39	0.32	87.5
2013	110-31	1	0.01	3	11	-0.182	611	5.55	16	180	1.64	0	0	0	0	17
TOTAL	301-90	83	0.28	32	211	0.242	2551	8.48	46	547	1.82	5	59	64	0.21	163.5

DAWLEY, COLE (2007-10)

Season	SP-MP	K	K/S	E	TA	Pct	A	A/S	SA	DIG	D/S	BS	BA	TB	B/S	Pts.
2007	120-34	184	1.53	67	570	0.205	135	1.12	25	435	3.62	7	42	49	0.41	237
2008	119-34	137	1.15	32	280	0.375	1225	10.29	14	304	2.55	11	72	83	0.7	198
2009	114-30	149	1.31	34	334	0.344	1106	9.7	17	299	2.62	11	53	64	0.56	203.5
2010	123-32	129	1.05	22	291	0.368	1271	10.33	10	293	2.38	8	51	59	0.48	172.5
TOTAL	476-130	599	1.26	155	1475	0.301	3737	7.85	66	1331	2.8	37	218	255	0.54	811

DEMARI, KAYLA (2019)

Season	SP-MP	K	K/S	E	TA	Pct	A	A/S	SA	DIG	D/S	BS	BA	TB	B/S	Pts.
2019	55-23	63	1.15	29	186	0.183	3	0.05	7	36	0.65	2	21	23	0.42	82.5
TOTAL	55-23	63	1.15	29	186	0.183	3	0.05	7	36	0.65	2	21	23	0.42	82.5



MARIE DOBRENZ

DOBRENZ, MARIE (2003-06)

Season	SP-MP	K	K/S	E	TA	Pct	A	A/S	SA	DIG	D/S	BS	BA	TB	B/S	Pts.
2003	116-34	55	0.47	20	173	0.202	24	0.21	5	626	5.4	0	4	4	0.03	62
2004	72-23	7	0.1	3	22	0.182	32	0.44	20	381	5.29	0	0	0	0	27
2005	111-34	12	0.11	7	74	0.068	57	0.51	53	693	6.24	0	0	0	0	65
2006	132-35	6	0.05	7	57	-0.018	61	0.46	51	777	5.89	0	0	0	0	57
TOTAL	431-126	80	0.19	37	326	0.132	174	0.4	129	2477	5.75	0	4	4	0.01	211

DOLPH, MAEGHAN (2018)

Season	SP-MP	K	K/S	E	TA	Pct	A	A/S	SA	DIG	D/S	BS	BA	TB	B/S	Pts.
2018	38-16	0	0	0	4	0	0	0	2	17	0.45	0	0	0	0	2
TOTAL	38-16	0	0	0	4	0	0	0	2	17	0.45	0	0	0	0	2

DONOHUE, ALLISON (1992)

Season	SP-MP	K	K/S	E	TA	Pct	A	A/S	SA	DIG	D/S	BS	BA	TB	B/S	Pts.
1992	21-	5	0.24	8	25	-0.12	1	0.05	3	20	0.95	1	1	2	0.1	9.5
TOTAL	21-	5	0.24	8	25	-0.12	1	0.05	3	20	0.95	1	1	2	0.1	9.5

DORTON, DARCY (2012-13)

Season	SP-MP	K	K/S	E	TA	Pct	A	A/S	SA	DIG	D/S	BS	BA	TB	B/S	Pts.
2012	126-34	529	4.2	253	1448	0.191	18	0.14	16	357	2.83	16	33	49	0.39	577.5
2013	109-30	392	3.6	174	1008	0.216	28	0.26	10	268	2.46	7	56	63	0.58	437
TOTAL	235-64	921	3.92	427	2456	0.201	46	0.2	26	625	2.66	23	89	112	0.48	1014.5

DUGGAN, SYLVIA (2018-PRESENT)

Season	SP-MP	K	K/S	E	TA	Pct	A	A/S	SA	DIG	D/S	BS	BA	TB	B/S	Pts.
2018	36-19	56	1.56	24	147	0.218	3	0.08	6	58	1.61	0	2	2	0.06	63
2019	48-20	58	1.21	43	253	0.059	6	0.12	3	86	1.79	3	12	15	0.31	70
TOTAL	84-39	114	1.36	67	400	0.117	9	0.11	9	144	1.71	3	14	17	0.2	133



ALL-TIME CAREER STATISTICS

FOLEY, TAYLOR (2015)

Season	SP-MP	K	K/S	E	TA	Pct	A	A/S	SA	DIG	D/S	BS	BA	TB	B/S	Pts.
2015	88-31	0	0	0	2	0	8	0.09	12	90	1.02	0	0	0	0	12
TOTAL	88-31	0	0	0	2	0	8	0.09	12	90	1.02	0	0	0	0	12

FREED, LAUREN (2016-19)

Season	SP-MP	K	K/S	E	TA	Pct	A	A/S	SA	DIG	D/S	BS	BA	TB	B/S	Pts.
2016	76-28	160	2.11	90	489	0.143	11	0.14	8	174	2.29	4	11	15	0.2	177.5
2017	102-30	279	2.74	169	853	0.129	22	0.22	18	264	2.59	3	26	29	0.28	313
2018	129-35	385	2.98	191	1071	0.181	25	0.19	15	362	2.81	6	40	46	0.36	426
2019	102-28	238	2.33	157	822	0.099	18	0.18	29	311	3.05	7	24	31	0.3	286
TOTAL	409-121	1062	2.6	607	3235	0.141	76	0.19	70	1111	2.72	20	101	121	0.3	1202.5

GARDNER, ALISON (2000)

Season	SP-MP	K	K/S	E	TA	Pct	A	A/S	SA	DIG	D/S	BS	BA	TB	B/S	Pts.
2000	99-29	6	0.06	3	31	0.097	28	0.28	7	289	2.92	0	0	0	0	13
TOTAL	99-29	6	0.06	3	31	0.097	28	0.28	7	289	2.92	0	0	0	0	13

GRASSO, NICOLE (1997)

Season	SP-MP	K	K/S	E	TA	Pct	A	A/S	SA	DIG	D/S	BS	BA	TB	B/S	Pts.
1997	15-8	9	0.6	12	34	-0.088	2	0.13	1	8	0.53	1	3	4	0.27	12.5
TOTAL	15-8	9	0.6	12	34	-0.088	2	0.13	1	8	0.53	1	3	4	0.27	12.5

GREENE, TARA (2001-02)

Season	SP-MP	K	K/S	E	TA	Pct	A	A/S	SA	DIG	D/S	BS	BA	TB	B/S	Pts.
2001	104-30	240	2.31	95	547	0.265	81	0.78	21	406	3.9	5	41	46	0.44	286.5
2002	108-31	376	3.48	162	894	0.239	34	0.31	15	396	3.67	3	44	47	0.44	416
TOTAL	212-61	616	2.91	257	1441	0.249	115	0.54	36	802	3.78	8	85	93	0.44	702.5

GURY, ELIZABETH (1999-02)

Season	SP-MP	K	K/S	E	TA	Pct	A	A/S	SA	DIG	D/S	BS	BA	TB	B/S	Pts.
1999	89-25	28	0.31	17	103	0.107	12	0.13	34	184	2.07	1	1	2	0.02	63.5
2000	114-32	205	1.8	119	669	0.129	20	0.18	30	385	3.38	1	13	14	0.12	242.5
2001	52-17	6	0.12	3	26	0.115	2	0.04	19	82	1.58	0	1	1	0.02	25.5
2002	117-35	2	0.02	3	14	-0.071	15	0.13	18	276	2.36	0	0	0	0	20
TOTAL	372-109	241	0.65	142	812	0.122	49	0.13	101	927	2.49	2	15	17	0.05	351.5

HAMMOND, LYNN (1991)


Season	SP-MP	K	K/S	E	TA	Pct	A	A/S	SA	DIG	D/S	BS	BA	TB	B/S	Pts.
1991	167-1	0.01	0	2	0.5	0	0	0	32	474	2.84	0	0	0	0	33
TOTAL	167-1	0.01	0	2	0.5	0	0	0	32	474	2.84	0	0	0	0	33

HARRELL, HAYLEY (2008-11)

Season	SP-MP	K	K/S	E	TA	Pct	A	A/S	SA	DIG	D/S	BS	BA	TB	B/S	Pts.
2008	92-31	2	0.02	3	9	-0.111	17	0.18	8	163	1.77	0	1	1	0.01	10.5
2009	26-11	0	0	0	3	0	4	0.15	2	26	1	0	0	0	0	2
2010	125-35	4	0.03	0	7	0.571	30	0.24	3	113	0.9	0	0	0	0	7
2011	131-35	1	0.01	2	7	-0.143	49	0.37	0	240	1.83	0	0	0	0	1
TOTAL	374-112	7	0.02	5	26	0.077	100	0.27	13	542	1.45	0	1	1	0	20.5

HARRIS, BROOKE (2019-PRESENT)

Season	SP-MP	K	K/S	E	TA	Pct	A	A/S	SA	DIG	D/S	BS	BA	TB	B/S	Pts.
2019	92-27	4	0.04	3	11	0.091	352	3.83	11	143	1.55	0	2	2	0.02	16
TOTAL	92-27	4	0.04	3	11	0.091	352	3.83	11	143	1.55	0	2	2	0.02	16



SARAH HAVEL

HAVEL, SARAH (2008-11)

Season	SP-MP	K	K/S	E	TA	Pct	A	A/S	SA	DIG	D/S	BS	BA	TB	B/S	Pts.
2008	83-28	114	1.37	25	269	0.331	4	0.05	1	13	0.16	6	54	60	0.72	148
2009	117-31	305	2.61	95	778	0.27	10	0.09	23	70	0.6	22	91	113	0.97	395.5
2010	129-34	279	2.16	61	658	0.331	5	0.04	30	64	0.5	29	122	151	1.17	399
2011	133-35	334	2.51	95	857	0.279	7	0.05	13	80	0.6	26	113	139	1.05	429.5
TOTAL	462-128	1032	2.23	276	2562	0.295	26	0.06	67	227	0.49	83	380	463	1	1372

HENK, NIKKI (1996)

Season	SP-MP	K	K/S	E	TA	Pct	A	A/S	SA	DIG	D/S	BS	BA	TB	B/S	Pts.
1996	128-34	510	3.98	188	1209	0.266	33	0.26	35	453	3.54	5	51	56	0.44	575.5
TOTAL	128-34	510	3.98	188	1209	0.266	33	0.26	35	453	3.54	5	51	56	0.44	575.5

HIGGINBOTHAM, HEIDI (1993)

Season	SP-MP	K	K/S	E	TA	Pct	A	A/S	SA	DIG	D/S	BS	BA	TB	B/S	Pts.
1993	142-537	3.78	178	1098	0.327	5	0.04	3	26	0.18	26	114	140	0.99	623	
TOTAL	142-537	3.78	178	1098	0.327	5	0.04	3	26	0.18	26	114	140	0.99	623	

HILLS, MADDIE (2013-16)

Season	SP-MP	K	K/S	E	TA	Pct	A	A/S	SA	DIG	D/S	BS	BA	TB	B/S	Pts.
2013	23-12	18	0.78	7	60	0.183	1	0.04	0	2	0.09	2	16	18	0.78	28
2014	95-29	147	1.55	55	343	0.268	6	0.06	0	15	0.16	6	51	57	0.6	178.5
2015	71-27	118	1.66	38	237	0.338	3	0.04	3	15	0.21	5	38	43	0.61	145
2016	107-28	290	2.71	105	685	0.27	12	0.11	12	54	0.5	10	65	75	0.7	344.5
TOTAL	296-96	573	1.94	205	1325	0.278	22	0.07	15	86	0.29	23	170	193	0.65	696

HOWLEY, CARA (2013-14)

Season	SP-MP	K	K/S	E	TA	Pct	A	A/S	SA	DIG	D/S	BS	BA	TB	B/S	Pts.
2013	104-28	236	2.27	75	514	0.313	13	0.12	34	85	0.82	8	39	47	0.45	297.5
2014	132-33	422	3.2	175	1108	0.223	15	0.11	39	248	1.88	7	47	54	0.41	491.5
TOTAL	236-61	658	2.79	250	1622	0.252	28	0.12	73	333	1.41	15	86	101	0.43	789

HUMES, BAILEY (2014)

Season	SP-MP	K	K/S	E	TA	Pct	A	A/S	SA	DIG	D/S	BS	BA	TB	B/S	Pts.
2014	44-19	0	0	2	6	-0.333	74	1.68	4	44	1	0	0	0	0	4
TOTAL	44-19	0	0	2	6	-0.333	74	1.68	4	44	1	0	0	0	0	4

HURRING, ELIZABETH (2016)

Season	SP-MP	K	K/S	E	TA	Pct	A	A/S	SA	DIG	D/S	BS	BA	TB	B/S	Pts.
2016	44-21	6	0.14	6	19	0	197	4.48	7	42	0.95	0	3			



LONG, ALISA (2000-03)

Season	SP-MP	K	K/S	E	TA	Pct	A	A/S	SA	DIG	D/S	BS	BA	TB	B/S	Pts.
2000	116-32	357	3.08	139	887	0.246	5	0.04	2	96	0.83	26	69	95	0.82	419.5
2001	113-32	341	3.02	101	736	0.326	16	0.14	0	46	0.41	20	91	111	0.98	406.5
2002	125-35	409	3.27	144	960	0.276	10	0.08	32	63	0.5	15	94	109	0.87	503
2003	114-34	381	3.34	127	799	0.318	7	0.06	21	110	0.96	29	127	156	1.37	494.5
TOTAL	468-133	1488	3.18	511	3382	0.289	38	0.08	55	315	0.67	90	381	471	1.01	1823.5

LOWES, ALEXIS (2003-06)

Season	SP-MP	K	K/S	E	TA	Pct	A	A/S	SA	DIG	D/S	BS	BA	TB	B/S	Pts.
2003	102-33	4	0.04	2	26	0.077	15	0.15	0	210	2.06	0	1	1	0.01	4.5
2004	26-14	0	0	1	12	-0.083	3	0.12	1	50	1.92	0	0	0	0	1
2005	89-29	133	1.49	40	495	0.188	27	0.3	17	278	3.12	0	23	23	0.26	161.5
2006	97-26	70	0.72	32	297	0.128	30	0.31	25	274	2.82	6	13	19	0.2	107.5
TOTAL	314-102	207	0.66	75	830	0.159	75	0.24	43	812	2.59	6	37	43	0.14	274.5

LOWRY, SUZANNE (1990-92)

Season	SP-MP	K	K/S	E	TA	Pct	A	A/S	SA	DIG	D/S	BS	BA	TB	B/S	Pts.
1990	162-	587	3.62	183	1349	0.299	0	0	8	140	0.86	163	224	387	2.39	870
1991	185-	787	4.25	174	1750	0.35	1	0.01	27	474	2.56	70	118	188	1.02	943
1992	136-	685	5.04	115	1408	0.405	9	0.07	37	383	2.82	27	94	121	0.89	796
TOTAL	483-	2059	4.26	472	4507	0.352	10	0.02	72	997	2.06	260	436	696	1.44	2609

LUERS, SARAH (2007)

Season	SP-MP	K	K/S	E	TA	Pct	A	A/S	SA	DIG	D/S	BS	BA	TB	B/S	Pts.
2007	19-11	19	1	9	53	0.189	3	0.16	0	7	0.37	2	11	13	0.68	26.5
TOTAL	19-11	19	1	9	53	0.189	3	0.16	0	7	0.37	2	11	13	0.68	26.5

MACE, COURTNEY (1998-99)

Season	SP-MP	K	K/S	E	TA	Pct	A	A/S	SA	DIG	D/S	BS	BA	TB	B/S	Pts.
1998	98-30	185	1.89	104	516	0.157	3	0.03	0	48	0.49	11	87	98	1	239.5
1999	117-31	285	2.44	144	741	0.19	6	0.05	0	59	0.5	36	99	135	1.15	370.5
TOTAL	215-61	470	2.19	248	1257	0.177	9	0.04	0	107	0.5	47	186	233	1.08	610

MADISON, KENNEDY (2015-18)

Season	SP-MP	K	K/S	E	TA	Pct	A	A/S	SA	DIG	D/S	BS	BA	TB	B/S	Pts.
2015	129-33	340	2.64	153	818	0.229	9	0.07	0	79	0.61	9	54	63	0.49	376
2016	109-29	293	2.69	139	702	0.219	3	0.03	0	77	0.71	6	51	57	0.52	324.5
2017	113-32	320	2.83	114	695	0.296	6	0.05	0	65	0.58	14	82	96	0.85	375
2018	131-36	459	3.5	133	1021	0.319	12	0.09	5	116	0.89	21	66	87	0.66	518
TOTAL	482-130	1412	2.93	539	3236	0.27	30	0.06	5	337	0.7	50	253	303	0.63	1593.5

MANUSKY, LOGAN (2017-PRESENT)

Season	SP-MP	K	K/S	E	TA	Pct	A	A/S	SA	DIG	D/S	BS	BA	TB	B/S	Pts.
2017	117-33	3	0.03	4	15	-0.067	19	0.16	19	283	2.42	0	0	0	0	22
2018	127-34	0	0	2	9	-0.222	40	0.31	20	357	2.81	0	0	0	0	20
2019	102-28	3	0.03	1	17	0.118	94	0.92	12	495	4.85	0	2	2	0.02	16
TOTAL	346-95	6	0.02	7	41	-0.024	153	0.44	51	1135	3.28	0	2	2	0.01	58

MCGINNIS, MADELYN (2010-11)

Season	SP-MP	K	K/S	E	TA	Pct	A	A/S	SA	DIG	D/S	BS	BA	TB	B/S	Pts.
2010	118-33	230	1.95	109	610	0.198	4	0.03	1	69	0.58	2	37	39	0.33	251.5
2011	69-18	194	2.81	94	523	0.191	3	0.04	4	69	1	0	21	21	0.3	208.5
TOTAL	187-51	424	2.27	203	1133	0.195	7	0.04	5	138	0.74	2	58	60	0.32	460

MCKOWN, KALLIE (2010-14)

Season	SP-MP	K	K/S	E	TA	Pct	A	A/S	SA	DIG	D/S	BS	BA	TB	B/S	Pts.
2010	112-34	9	0.08	5	29	0.138	125	1.12	16	87	0.78	0	2	2	0.02	26
2011	109-34	23	0.21	12	86	0.128	840	7.71	19	213	1.95	2	29	31	0.28	58.5
2012	32-8	7	0.22	4	25	0.12	222	6.94	2	104	3.25	0	2	2	0.06	10
2013	107-31	5	0.05	3	11	0.182	609	5.69	19	213	1.99	0	0	0	0	24
2014	131-33	15	0.11	11	56	0.071	810	6.18	21	427	3.26	0	0	0	0	36
TOTAL	491-140	59	0.12	35	207	0.116	2606	5.31	77	1044	2.13	2	33	35	0.07	154.5

MERRITT, KAREN (1994-95)

Season	SP-MP	K	K/S	E	TA	Pct	A	A/S	SA	DIG	D/S	BS	BA	TB	B/S	Pts.
1994	90-34	143	1.59	58	366	0.232	1	0.01	1	33	0.37	26	44	70	0.78	192
1995	144-39	306	2.12	121	687	0.269	3	0.02	1	41	0.28	29	74	103	0.72	373
TOTAL	234-73	449	1.92	179	1053	0.256	4	0.02	2	74	0.32	55	118	173	0.74	565

MORELLO, MELISSA (2012-15)

Season	SP-MP	K	K/S	E	TA	Pct	A	A/S	SA	DIG	D/S	BS	BA	TB	B/S	Pts.
2012	107-31	255	2.38	109	721	0.202	17	0.16	15	237	2.21	13	26	39	0.36	296
2013	106-29	255	2.41	106	701	0.213	19	0.18	12	257	2.42	7	39	46	0.43	293.5
2014	132-33	430	3.26	225	1263	0.162	36	0.27	20	420	3.18	6	55	61	0.46	483.5
2015	129-33	530	4.11	205	1355	0.24	20	0.16	21	373	2.89	7	57	64	0.5	586.5
TOTAL	474-126	1470	3.1	645	4040	0.204	92	0.19	68	1287	2.72	33	177	210	0.44	1659.5

MORGAN, CASSANDRA (2004)

Season	SP-MP	K	K/S	E	TA	Pct	A	A/S	SA	DIG	D/S	BS	BA	TB	B/S	Pts.
2004	6-4	0	0	0	0	0	0	0	1	3	0.5	0	0	0	0	1
TOTAL	6-4	0	0	0	0	0	0	0	1	3	0.5	0	0	0	0	1

MORRIS, MEGAN (2016)

Season	SP-MP	K	K/S	E	TA	Pct	A	A/S	SA	DIG	D/S	BS	BA	TB	B/S	Pts.
2016	86-28	2	0.02	0	4	0.5	9	0.1	10	81	0.94	0	0	0	0	12
TOTAL	86-28	2	0.02	0	4	0.5	9	0.1	10	81	0.94	0	0	0	0	12



MUMMEY, KRISSEY (2014-17)

Season	SP-MP	K	K/S	E	TA	Pct	A	A/S	SA	DIG	D/S	BS	BA	TB	B/S	Pts.
2014	101-32	147	1.46	81	373	0.177	4	0.04	0	14	0.14	24	77	101	1	209.5
2015	117-33	197	1.68	84	496	0.228	7	0.06	0	27	0.23	11	90	101	0.86	253



ALL-TIME CAREER STATISTICS

PARKERSON, MEGAN (2004-07)

Season	SP-MP	K	K/S	E	TA	Pct	A	A/S	SA	DIG	D/S	BS	BA	TB	B/S	Pts.
2004	26-13	1	0.04	3	7	-0.286	4	0.15	2	72	2.77	0	0	0	0	3
2005	56-26	1	0.02	1	4	0	4	0.07	7	75	1.34	0	0	0	0	8
2006	132-35	2	0.02	0	7	0.286	15	0.11	33	0	0	0	0	0	0	35
2007	121-34	0	0	0	3	0	37	0.31	35	470	3.88	0	0	0	0	35
TOTAL	335-108	4	0.01	4	21	0	60	0.18	77	617	1.84	0	0	0	0	81

PATRICK, DEANNA (2004-07)

Season	SP-MP	K	K/S	E	TA	Pct	A	A/S	SA	DIG	D/S	BS	BA	TB	B/S	Pts.
2004	10-10	6	0.6	6	30	0	0	0	1	3	0.3	0	0	0	0	7
2005	28-15	40	1.43	24	122	0.131	4	0.14	0	23	0.82	0	12	12	0.43	46
2006	123-34	406	3.3	200	1054	0.195	6	0.05	0	121	0.98	2	48	50	0.41	432
2007	98-31	295	3.01	136	798	0.199	10	0.1	0	112	1.14	3	30	33	0.34	313
TOTAL	259-90	747	2.88	366	2004	0.19	20	0.08	1	259	1	5	90	95	0.37	798

PENDER, CAROLINE (2019-PRESENT)

Season	SP-MP	K	K/S	E	TA	Pct	A	A/S	SA	DIG	D/S	BS	BA	TB	B/S	Pts.
2019	52-19	0	0	0	0	0	5	0.1	7	48	0.92	0	0	0	0	7
TOTAL	52-19	0	0	0	0	0	5	0.1	7	48	0.92	0	0	0	0	7

PHILLIPS, GINNY (2007-10)

Season	SP-MP	K	K/S	E	TA	Pct	A	A/S	SA	DIG	D/S	BS	BA	TB	B/S	Pts.
2007	57-28	27	0.47	12	76	0.197	0	0	2	12	0.21	1	26	27	0.47	43
2008	118-34	263	2.23	127	632	0.215	69	0.58	46	93	0.79	10	86	96	0.81	362
2009	110-29	280	2.55	118	680	0.238	87	0.79	13	162	1.47	5	88	93	0.85	342
2010	127-33	299	2.35	133	761	0.218	100	0.79	53	172	1.35	6	93	99	0.78	404.5
TOTAL	412-124	869	2.11	390	2149	0.223	256	0.62	114	439	1.07	22	293	315	0.76	1151.5

PLINSKA, SARA (1994-97)

Season	SP-MP	K	K/S	E	TA	Pct	A	A/S	SA	DIG	D/S	BS	BA	TB	B/S	Pts.
1994	124-34	102	0.82	36	293	0.225	1530	12.34	32	297	2.4	11	52	63	0.51	171
1995	145-39	150	1.03	55	382	0.249	1692	11.67	42	409	2.82	13	45	58	0.4	227.5
1996	44-13	47	1.07	20	114	0.237	493	11.2	12	97	2.2	0	13	13	0.3	65.5
1997	52-14	43	0.83	15	117	0.239	536	10.31	8	92	1.77	3	17	20	0.38	62.5
TOTAL	365-100	342	0.94	126	906	0.238	4251	11.65	94	895	2.45	27	127	154	0.42	526.5

POLSTER, REBECCA (1994-97)

Season	SP-MP	K	K/S	E	TA	Pct	A	A/S	SA	DIG	D/S	BS	BA	TB	B/S	Pts.
1994	97-30	16	0.16	13	42	0.071	38	0.39	14	213	2.2	0	4	4	0.04	32
1995	137-37	65	0.47	44	183	0.115	30	0.22	51	275	2.01	2	10	12	0.09	123
1996	128-34	194	1.52	123	509	0.139	24	0.19	45	364	2.84	10	71	81	0.63	284.5
1997	120-32	281	2.34	144	737	0.186	69	0.57	48	438	3.65	24	100	124	1.03	403
TOTAL	482-133	556	1.15	324	1471	0.158	161	0.33	158	1290	2.68	36	185	221	0.46	842.5

POPE, LOGAN (2019-PRESENT)

Season	SP-MP	K	K/S	E	TA	Pct	A	A/S	SA	DIG	D/S	BS	BA	TB	B/S	Pts.
2019	47-18	45	0.96	23	131	0.168	0	0	0	13	0.28	2	11	13	0.28	52.5
TOTAL	47-18	45	0.96	23	131	0.168	0	0	0	13	0.28	2	11	13	0.28	52.5

PRICE, LIZA (2009)

Season	SP-MP	K	K/S	E	TA	Pct	A	A/S	SA	DIG	D/S	BS	BA	TB	B/S	Pts.
2009	91-30	2	0.02	4	13	-0.154	81	0.89	13	69	0.76	0	4	4	0.04	17
TOTAL	91-30	2	0.02	4	13	-0.154	81	0.89	13	69	0.76	0	4	4	0.04	17

PROSSER, RACHEL (2000-03)

Season	SP-MP	K	K/S	E	TA	Pct	A	A/S	SA	DIG	D/S	BS	BA	TB	B/S	Pts.
2000	101-28	160	1.58	75	477	0.178	45	0.45	0	36	0.36	7	46	53	0.52	190
2001	26-15	35	1.35	19	107	0.15	14	0.54	0	16	0.62	1	15	16	0.62	43.5
2002	9-9	10	1.11	6	33	0.121	3	0.33	0	4	0.44	0	3	3	0.33	11.5
2003	8-6	2	0.25	4	15	-0.133	1	0.12	0	7	0.88	0	1	1	0.12	2.5
TOTAL	144-58	207	1.44	104	632	0.163	63	0.44	0	63	0.44	8	65	73	0.51	247.5

QUIGLEY, MEGAN (2014-15)

Season	SP-MP	K	K/S	E	TA	Pct	A	A/S	SA	DIG	D/S	BS	BA	TB	B/S	Pts.
2014	11-6	0	0	1	1	-1	1	0.09	0	5	0.45	0	0	0	0	0
2015	19-6	0	0	0	0	0	0	0	1	16	0.84	0	0	0	0	1
TOTAL	30-12	0	0	1	1	-1	1	0.03	1	21	0.7	0	0	0	0	1

RACHEL, DEVON (2015-18)

Season	SP-MP	K	K/S	E	TA	Pct	A	A/S	SA	DIG	D/S	BS	BA	TB	B/S	Pts.
2015	99-29	234	2.36	109	760	0.164	17	0.17	16	259	2.62	0	32	32	0.32	266
2016	90-24	251	2.79	118	825	0.161	10	0.11	15	284	3.16	10	26	36	0.4	289
2017	103-30	371	3.6	113	1089	0.237	16	0.16	16	244	2.37	7	41	48	0.47	414.5
2018	128-35	512	4	146	1404	0.261	15	0.12	25	349	2.73	8	37	45	0.35	563.5
TOTAL	420-118	1368	3.26	486	4078	0.216	58	0.14	72	1136	2.7	25	136	161	0.38	1533

RACILA, EMMA (2006-07)

Season	SP-MP	K	K/S	E	TA	Pct	A	A/S	SA	DIG	D/S	BS	BA	TB	B/S	Pts.
2006	37-13	66	1.78	41	252	0.099	2	0.05	0	16	0.43	1	15	16	0.43	74.5
2007	8-8	14	1.75	9	39	0.128	0	0	0	6	0.75	1	0	1	0.12	15
TOTAL	45-21	80	1.78	50	291	0.103	2	0.04	0	22	0.49	2	15	17	0.38	89.5

RAWL, ANNA (1998-01)

Season	SP-MP	K	K/S	E	TA	Pct	A	A/S	SA	DIG	D/S	BS	BA	TB	B/S	Pts.
1998	36-16	2	0.06	1	13	0.077	0	0	2	40	1.11	0	0	0	0	4
1999	121-31	53	0.44	34	202	0.094	54	0.45	28	310	2.56	0	8	8	0.07	85
2000	107-29	91	0.85	61	392	0.077	191	1.79	29	356	3.33	3	18	21	0.2	132
2001	78-26	3	0.04	3	32	0	10	0.13	15	197	2.53	0	0	0	0	18
TOTAL	342-102	149	0.44	99	639	0.078	255	0.75	74	903	2.64	3	26	29	0.08	239

REBARCHAK, GRACE (2012-15)

Season	SP-MP	K	K/S	E	TA	Pct	A	A/S	SA	DIG	D/S	BS	BA	TB	B/S	Pts.
2012	26-16	12	0.46	13												



RUSSELL, MOLLY (2018-PRESENT)

Season	SP-MP	K	K/S	E	TA	Pct	A	A/S	SA	DIG	D/S	BS	BA	TB	B/S	Pts.
2018	23-14	12	0.52	9	37	0.081	0	0	0	6	0.26	1	3	4	0.17	14.5
2019	46-19	76	1.65	31	194	0.232	1	0.02	0	21	0.46	1	22	23	0.5	88
TOTAL	69-33	88	1.28	40	231	0.208	1	0.01	0	27	0.39	2	25	27	0.39	102.5

RUSSELL, WHITNEY (2007-10)

Season	SP-MP	K	K/S	E	TA	Pct	A	A/S	SA	DIG	D/S	BS	BA	TB	B/S	Pts.
2007	89-31	232	2.61	129	688	0.15	6	0.07	0	60	0.67	11	28	39	0.44	257
2008	102-30	300	2.94	144	839	0.186	11	0.11	3	134	1.31	8	54	62	0.61	338
2009	35-10	64	1.83	36	174	0.161	0	0	0	21	0.6	1	14	15	0.43	72
2010	113-31	361	3.19	156	973	0.211	24	0.21	2	214	1.89	9	51	60	0.53	397.5
TOTAL	339-102	957	2.82	465	2674	0.184	41	0.12	5	429	1.27	29	147	176	0.52	1064.5



MARY SABATINO

SABATINO, MARY (1999-02)

Season	SP-MP	K	K/S	E	TA	Pct	A	A/S	SA	DIG	D/S	BS	BA	TB	B/S	Pts.
1999	124-32	122	0.98	39	403	0.206	1372	11.06	46	469	3.78	7	26	33	0.27	188
2000	104-29	180	1.73	50	516	0.252	1248	12	50	359	3.45	8	29	37	0.36	252.5
2001	117-33	138	1.18	23	337	0.341	1474	12.6	28	344	2.94	1	52	53	0.45	193
2002	120-35	158	1.32	23	368	0.367	1543	12.86	19	351	2.92	1	38	39	0.32	197
TOTAL	465-129	598	1.29	135	1624	0.285	5637	12.12	143	1523	3.28	17	145	162	0.35	830.5

SAUNDERS, BETSY (2003)

Season	SP-MP	K	K/S	E	TA	Pct	A	A/S	SA	DIG	D/S	BS	BA	TB	B/S	Pts.
2003	4-4	0	0	0	0	0	1	0.25	0	3	0.75	0	0	0	0	0
TOTAL	4-4	0	0	0	0	0	1	0.25	0	3	0.75	0	0	0	0	0

SAWIN, EMILY (2006-09)

Season	SP-MP	K	K/S	E	TA	Pct	A	A/S	SA	DIG	D/S	BS	BA	TB	B/S	Pts.
2006	131-35	420	3.21	200	1121	0.196	42	0.32	37	288	2.2	1	62	63	0.48	489
2007	117-33	330	2.82	127	815	0.249	45	0.38	26	304	2.6	4	51	55	0.47	385.5
2008	119-34	384	3.23	136	1144	0.217	21	0.18	26	259	2.18	2	33	35	0.29	428.5
2009	112-31	191	1.71	112	627	0.126	25	0.22	7	216	1.93	1	23	24	0.21	210.5
TOTAL	479-133	1325	2.77	575	3707	0.202	133	0.28	96	1067	2.23	8	169	177	0.37	1513.5

SCANLAN, DARLENE (1991)

Season	SP-MP	K	K/S	E	TA	Pct	A	A/S	SA	DIG	D/S	BS	BA	TB	B/S	Pts.
1991	3-	1	0.33	0	1	1	0	0	0	1	0.33	0	0	0	0	1
TOTAL	3-	1	0.33	0	1	1	0	0	0	1	0.33	0	0	0	0	1

SCHULTZ, EMILY (2010-11)

Season	SP-MP	K	K/S	E	TA	Pct	A	A/S	SA	DIG	D/S	BS	BA	TB	B/S	Pts.
2010	15-9	16	1.07	8	33	0.242	0	0	0	3	0.2	0	2	2	0.13	17
2011	2-2	1	0.5	1	3	0	0	0	0	0	0	0	0	0	0	1
TOTAL	17-11	17	1	9	36	0.222	0	0	0	3	0.18	0	2	2	0.12	18

SCHULTZ, STACEY (1992-95)

Season	SP-MP	K	K/S	E	TA	Pct	A	A/S	SA	DIG	D/S	BS	BA	TB	B/S	Pts.
1992	136-0	13	0.1	12	57	0.018	30	0.22	27	313	2.3	4	18	22	0.16	53
1993	142-0	28	0.2	12	74	0.216	10	0.07	17	304	2.14	2	3	5	0.04	48.5
1994	123-34	12	0.1	4	33	0.242	3	0.02	20	277	2.25	0	0	0	0	32
1995	145-39	106	0.73	61	310	0.145	10	0.07	44	375	2.59	1	12	13	0.09	157
TOTAL	546-73	159	0.29	89	474	0.148	53	0.1	108	1269	2.32	7	33	40	0.07	290.5

SCICHLONE, MEGHAN (1996)

Season	SP-MP	K	K/S	E	TA	Pct	A	A/S	SA	DIG	D/S	BS	BA	TB	B/S	Pts.
1996	117-31	371	3.17	179	1100	0.175	15	0.13	26	335	2.86	2	45	47	0.4	421.5
TOTAL	117-31	371	3.17	179	1100	0.175	15	0.13	26	335	2.86	2	45	47	0.4	421.5

SHAW, BECCA (2002-05)

Season	SP-MP	K	K/S	E	TA	Pct	A	A/S	SA	DIG	D/S	BS	BA	TB	B/S	Pts.
2002	62-20	94	1.52	39	247	0.223	10	0.16	23	33	0.53	2	33	35	0.56	135.5
2003	94-32	188	2	42	399	0.366	8	0.09	7	64	0.68	7	73	80	0.85	238.5
2004	55-24	92	1.67	38	245	0.22	4	0.07	0	14	0.25	5	26	31	0.56	110
2005	30-20	50	1.67	14	127	0.283	11	0.37	0	16	0.53	4	21	25	0.83	64.5
TOTAL	241-96	424	1.76	133	1018	0.286	33	0.14	30	127	0.53	18	153	171	0.71	548.5

SHELTON, EMILY (2008-12)

Season	SP-MP	K	K/S	E	TA	Pct	A	A/S	SA	DIG	D/S	BS	BA	TB	B/S	Pts.
2008	119-34	3	0.03	2	37	0.027	50	0.42	26	545	4.58	0	0	0	0	29
2010	133-35	2	0.02	7	26	-0.192	38	0.29	16	325	2.44	0	0	0	0	18
2011	133-35	3	0.02	3	26	0	58	0.44	17	620	4.66	0	0	0	0	20
2012	129-34	0	0	1	7	-0.143	70	0.54	15	671	5.2	0	0	0	0	15
TOTAL	514-138	8	0.02	13	96	-0.052	216	0.42	74	2161	4.2	0	0	0	0	82

SHOTWALL, WHITNEY (1999)

Season	SP-MP	K	K/S	E	TA	Pct	A	A/S	SA	DIG	D/S	BS	BA	TB	B/S	Pts.
1999	25-12	26	1.04	16	83	0.12	11	0.44	1	10	0.4	4	12	16	0.64	37
TOTAL	25-12	26	1.04	16	83	0.12	11	0.44	1	10	0.4	4	12	16	0.64	37

STOCKTON, ANGELA (1991)

Season	SP-MP	K	K/S	E	TA	Pct	A	A/S	SA	DIG	D/S	BS	BA	TB	B/S	Pts.
1991	159-	350	2.2	167	1028	0.178	0	0	71	387	2.43	11	17	28	0.18	440.5
TOTAL	159-	350	2.2	167	1028	0.178	0	0	71	387	2.43	11	17	28	0.18	440.5

SWANSON, GREGG (2000-01)

Season	SP-MP	K	K/S	E	TA	Pct	A	A/S	SA	DIG	D/S	BS	BA	TB	B/S	Pts.
2000	55-19	17	0.31	18	72	-0.014	1	0.02	27	130	2.36	1	5	6	0.11	47.5
2001	35-17	4	0.11	2	16	0.125	3	0.09	13	51	1.46	1	0	1	0.03	18
2002	54-20	1	0.02	2	4	-0.25	1	0.02	16	47	0.87	0	0	0	0	17
TOTAL	144-56	22	0.15	22	92	0	5	0.03	56	228	1.58	2	5	7	0.05	82.5

TAGGART, SARAH (2008)

Season	SP-MP	K	K/S	E	TA	Pct	A	A/S	SA	DIG	D/S	BS
--------	-------	---	-----	---	----	-----	---	-----	----	-----	-----	----

TUCKER, NATALIE (2017)

Season	SP-MP	K	K/S	E	TA	Pct	A	A/S	SA	DIG	D/S	BS	BA	TB	B/S	Pts.
2017	57-27	1	0.02	0	5	0.2	74	1.3	7	32	0.56	0	1	1	0.02	8.5
TOTAL	57-27	1	0.02	0	5	0.2	74	1.3	7	32	0.56	0	1	1	0.02	8.5

UTHE, ANNIE (2004-07)

Season	SP-MP	K	K/S	E	TA	Pct	A	A/S	SA	DIG	D/S	BS	BA	TB	B/S	Pts.
2004	57-20	112	1.96	40	264	0.273	4	0.07	2	16	0.28	14	50	64	1.12	153
2005	99-34	274	2.77	84	598	0.318	42	0.42	11	78	0.79	15	76	91	0.92	338
2006	132-35	344	2.61	143	790	0.254	65	0.49	37	130	0.98	25	109	134	1.02	460.5
2007	121-34	305	2.52	113	668	0.287	68	0.56	2	49	0.4	20	102	122	1.01	378
TOTAL	409-123	1035	2.53	380	2320	0.282	179	0.44	52	273	0.67	74	337	411	1	1329.5

VALLEZ, BRITNEY (2014-15)

Season	SP-MP	K	K/S	E	TA	Pct	A	A/S	SA	DIG	D/S	BS	BA	TB	B/S	Pts.
2014	71-27	1	0.01	2	13	-0.077	1	0.01	0	52	0.73	0	0	0	0	1
2015	111-29	1	0.01	1	11	0	67	0.6	16	453	4.08	0	0	0	0	17
TOTAL	182-56	2	0.01	3	24	-0.042	68	0.37	16	505	2.77	0	0	0	0	18



ALYSON VANCLEAVE

VANCLEAVE, ALYSON (1998-01)

Season	SP-MP	K	K/S	E	TA	Pct	A	A/S	SA	DIG	D/S	BS	BA	TB	B/S	Pts.
1998	103-32	220	2.14	118	644	0.158	13	0.13	39	258	2.5	13	43	56	0.54	293.5
1999	111-29	341	3.07	140	876	0.229	14	0.13	14	267	2.41	27	51	78	0.7	407.5
2000	109-30	508	4.66	157	1215	0.289	27	0.25	23	382	3.5	23	75	98	0.9	591.5
2001	113-32	408	3.61	104	854	0.356	30	0.27	20	322	2.85	12	65	77	0.68	472.5
TOTAL	436-123	1477	3.39	519	3589	0.267	84	0.19	96	1229	2.82	75	234	309	0.71	1765

VANDERPLOW, STACEY (1992-95)

Season	SP-MP	K	K/S	E	TA	Pct	A	A/S	SA	DIG	D/S	BS	BA	TB	B/S	Pts.
1992	91-	89	0.98	43	292	0.158	30	0.33	8	134	1.47	7	37	44	0.48	122.5
1993	116-	226	1.95	87	540	0.257	56	0.48	45	259	2.23	10	64	74	0.64	313
1994	124-35	348	2.81	136	802	0.264	49	0.4	23	366	2.95	6	57	63	0.51	405.5
1995	146-39	598	4.1	229	1471	0.251	19	0.13	45	458	3.14	10	58	68	0.47	682
TOTAL	477-74	1261	2.64	495	3105	0.247	154	0.32	121	1217	2.55	33	216	249	0.52	1523

VOSS, SARAH (2004-06)

Season	SP-MP	K	K/S	E	TA	Pct	A	A/S	SA	DIG	D/S	BS	BA	TB	B/S	Pts.
2004	28-15	36	1.29	20	93	0.172	3	0.11	2	17	0.61	2	3	5	0.18	41.5
2005	9-5	9	1	5	26	0.154	3	0.33	3	12	1.33	0	1	1	0.11	12.5
2006	85-30	200	2.35	116	538	0.156	6	0.07	3	85	1	1	25	26	0.31	216.5
TOTAL	122-50	245	2.01	141	657	0.158	12	0.1	8	114	0.93	3	29	32	0.26	270.5

WARREN, CATEY (2011-14)

Season	SP-MP	K	K/S	E	TA	Pct	A	A/S	SA	DIG	D/S	BS	BA	TB	B/S	Pts.
2011	5-5	4	0.8	2	9	0.222	0	0	0	0	0	0	2	2	0.4	5
2012	50-22	49	0.98	18	125	0.248	2	0.04	4	11	0.22	2	16	18	0.36	63
2013	12-9	15	1.25	8	53	0.132	1	0.08	2	14	1.17	0	2	2	0.17	18
2014	75-25	78	1.04	47	260	0.119	3	0.04	0	24	0.32	3	49	52	0.69	105.5
TOTAL	142-61	146	1.03	75	447	0.159	6	0.04	6	49	0.35	5	69	74	0.52	191.5

WATSON, ASHLEY (2013)

Season	SP-MP	K	K/S	E	TA	Pct	A	A/S	SA	DIG	D/S	BS	BA	TB	B/S	Pts.
2013	55-26	0	0	0	2	0	6	0.11	3	33	0.6	0	0	0	0	3
TOTAL	55-26	0	0	0	2	0	6	0.11	3	33	0.6	0	0	0	0	3

WELTER, JESSIE (1996-98)

Season	SP-MP	K	K/S	E	TA	Pct	A	A/S	SA	DIG	D/S	BS	BA	TB	B/S	Pts.
1996	71-26	45	0.63	15	137	0.219	517	7.28	18	122	1.72	3	15	18	0.25	73.5
1997	119-32	53	0.45	41	205	0.059	745	6.26	30	310	2.61	6	32	38	0.32	105
1998	6-4	1	0.17	2	13	-0.077	49	8.17	1	12	2	2	2	4	0.67	5
TOTAL	196-62	99	0.51	58	355	0.115	1311	6.69	49	444	2.27	11	49	60	0.31	183.5

WHITE, SLOANE (2011-14)

Season	SP-MP	K	K/S	E	TA	Pct	A	A/S	SA	DIG	D/S	BS	BA	TB	B/S	Pts.
2011	133-35	374	2.81	128	900	0.273	7	0.05	29	140	1.05	6	77	83	0.62	447.5
2012	124-33	364	2.94	95	833	0.323	7	0.06	19	95	0.77	5	63	68	0.55	419.5
2013	109-30	281	2.58	77	660	0.309	12	0.11	19	101	0.93	9	41	50	0.46	329.5
2014	132-33	363	2.75	97	945	0.281	26	0.2	22	213	1.61	5	74	79	0.6	427
TOTAL	498-131	1382	2.78	397	3338	0.295	52	0.1	89	549	1.1	25	255	280	0.56	1623.5

WIETERS, REBECCA (2002-05)

Season	SP-MP	K	K/S	E	TA	Pct	A	A/S	SA	DIG	D/S	BS	BA	TB	B/S	Pts.
2002	57-20	98	1.72	25	264	0.277	22	0.39	0	25	0.44	5	35	40	0.7	120.5
2003	115-34	334	2.9	99	797	0.295	48	0.42	35	155	1.35	15	72	87	0.76	420
2004	106-32	351	3.31	88	862	0.305	83	0.78	18	246	2.32	12	66	78	0.74	414
2005	111-34	407	3.67	104	1070	0.283	26	0.23	67	224	2.02	6	71	77	0.69	515.5
TOTAL	389-120	1190	3.06	316	2993	0.292	179	0.46	120	650	1.67	38	244	282	0.72	1470

WILCOX, SARA (1994-97)

Season	SP-MP	K	K/S	E	TA	Pct	A	A/S	SA	DIG	D/S	BS	BA	TB	B/S	Pts.
1994	76-28	69	0.91	20	211	0.232	0	0	2	20	0.26	11	38	49	0.64	101
1995	119-32	253	2.13	88	624	0.264	10	0.08	17	107	0.9	16	88	104	0.87	330
1996	124-33	362	2.92	113	819	0.304	8	0.06	4	87	0.7	22	83	105	0.85	429.5
1997	36-12	83	2.31	26	201	0.284	4	0.11	0	24	0.67	6	34	40	1.11	106
TOTAL	355-105	767	2.16	247	1855	0.28	22	0.06	23	238	0.67	55	243	298	0.84	966.5

WILLIAM, TYNA (2015)

Season	SP-MP	K	K/S	E	TA	Pct	A	A/S	SA	DIG	D/S	BS	BA	TB	B/S	Pts.
2015	7-6	0	0	0	5	0	0	0	0	0	0	0	1	1	0.14	0.5
TOTAL	7-6	0	0	0	5	0	0	0	0	0	0	0	1	1	0.14	0.5

ZBOJNIEWICZ, AND