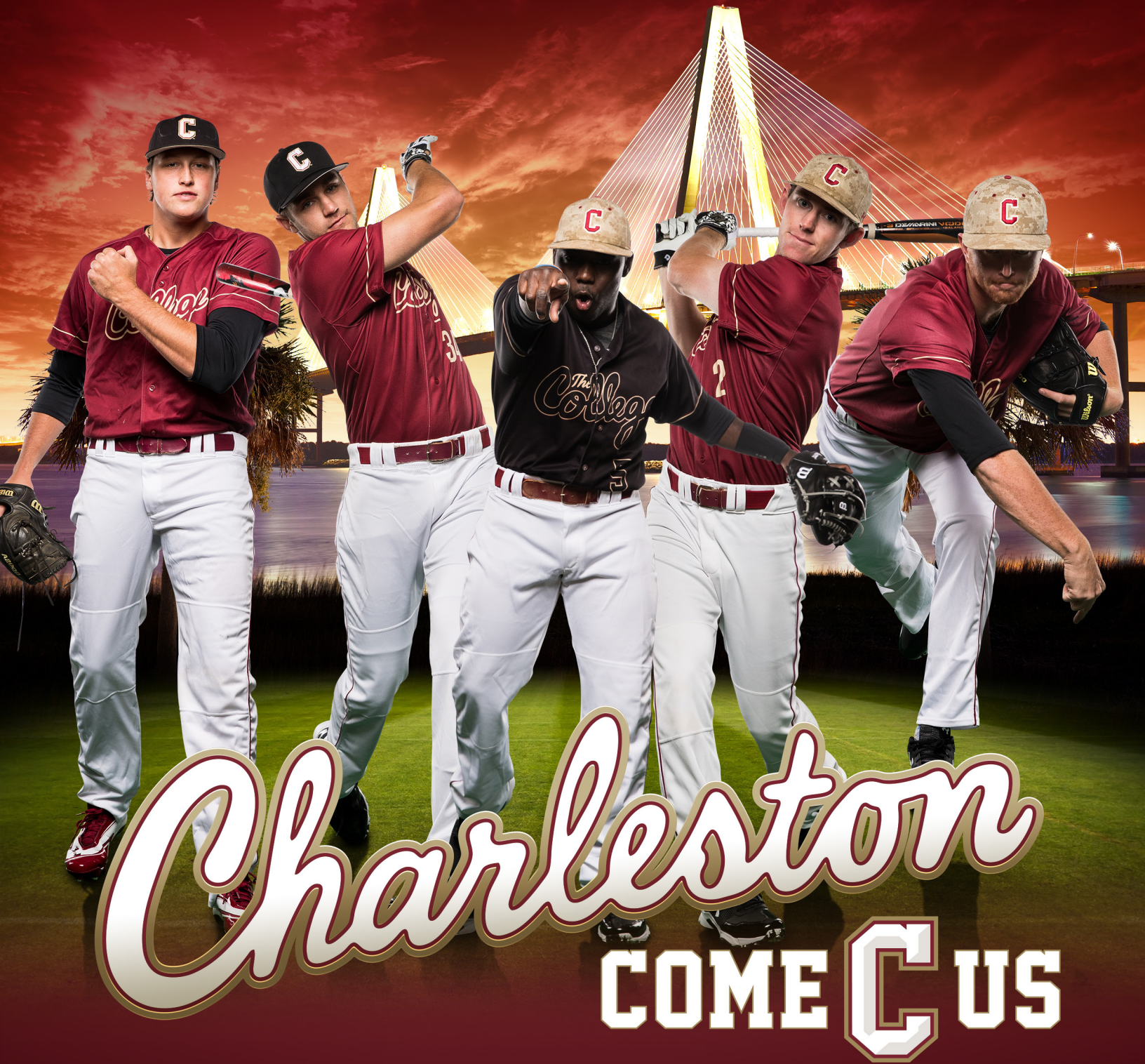


2018 BASEBALL



MEDIA GUIDE & RECORD BOOK





QUICK FACTS

General Information

Location Charleston, S.C.
 Founded 1770
 Nickname Cougars
 President Former Lt. Gov. Glenn McConnell
 Athletics Director Matt Roberts
 School Colors Maroon and White
 Enrollment 11,619
 Affiliation NCAA Division I
 Conference Colonial Athletic Association

Stadium Information

Home Field Patriots Point
 Capacity 2,000
 Address Patriots Point Rd
 Mt. Pleasant, S.C. 29464
 Opened 2001
 Dimensions (L-R) 300, 375, 400, 375, 330
 Home Record 362-145
 Press Box Phone 843-819-7429

Program History

Years in Division I 27 (Since 1991)
 All-Time Record 858-585-3 (.594)
 NCAA Appearances (Last) Seven (2015)
 NCAA Super Regionals Two (2006, 14)
 NCAA College World Series None
 NCAA Tournament Record 14-14
 Conference Championships (Last) Seven (2015)
 Conference Tournament Titles Two (2006, 2014)

Athletics Communications

Baseball Contact Whitney Noble
 Office Phone 843-953-3683
 Cell Phone 813-957-7546
 Email noblew@cofc.edu
 Web www.CofCSports.com
 Twitter @CofCBaseball
 Instagram @CofC_Baseball

Baseball Staff

Head Coach Chad Holbrook (North Carolina, 1994)
 Overall Record 200-106 (Sixth)
 CofC Record First season
 Assistant Head Coach/Hitting Kevin Nichols (Alabama, 1996)
 Assistant Head Coach/Recruiting Jim Toman (N.C. State, 1985)
 Assistant Coach/Pitching Will Dorton
 Athletic Trainer Zach Adams

2017 Review

Overall Record 28-31
 CAA Record 13-11 (5th)
 Home Record 17-13
 Road Record 9-16
 Neutral Record 2-2
 Postseason CAA Tournament Semifinals
 Starters Returning/Lost 8/1
 Lettermen Returning/Lost 22/5
 Pitchers Returning/Lost 11/3
 Newcomers 12

TABLE OF CONTENTS

Quick Facts 1
 Table of Contents 1
 Schedule 2
 Roster 3
 TV Roster 4-5
 The Ballpark at Patriots Point 6

2018 Cougars

Chad Holbrook 8-9
 Cougar Coaching History 10
 Kevin Nichols/Jim Toman 11
 Dorton/Butler/Adams 12
 Players 13-26

2017 In Review

2017 Review 27-33

History and Records

Conference Awards 35-36
 All-Americans 37-39
 Cougars in the Pros 40-41
 Wall of Fame 42-43

Postseason History

Tournament History 44

Record Book

Top 10 Performances 45
 Career Records 46-48
 Single-Season Records 48-50
 Team Records 51-52
 Single-Game Records 53
 Miscellaneous Records 54-56
 Year-by-Year Team Statistics 57-58
 All-Time Series Records 59
 Year-by-Year Results 60-68
 All-Time Roster 69-70

STAY CONNECTED TO COFC BASEBALL

COFCSPORTS.COM



@COFCBASEBALL



/COFCSPORTS



@COFC_BASEBALL



BASEBALL



COLLEGE OF CHARLESTON

2018 BASEBALL SCHEDULE



DATE	OPPONENT	LOCATION	TIME
February 16	SOUTHEAST MISSOURI	Patriots Point	4:00 PM
February 17	SOUTHEAST MISSOURI	Patriots Point	2:00 PM
February 18	SOUTHEAST MISSOURI	Patriots Point	12:00 PM
February 21	COASTAL CAROLINA	Patriots Point	4:00 PM
February 23	LIU BROOKLYN	Patriots Point	4:00 PM
February 24	LIU BROOKLYN	Patriots Point	2:00 PM
February 25	LIU BROOKLYN	Patriots Point	1:00 PM
February 27	LIU BROOKLYN	Patriots Point	4:00 PM
February 28	GEORGIA SOUTHERN	Patriots Point	4:00 PM
March 2	GEORGIA	Patriots Point	6:00 PM
March 3	GEORGIA	Patriots Point	2:00 PM
March 4	GEORGIA	Patriots Point	1:00 PM
March 6	East Carolina	Greenville, N.C.	2:30 PM
March 7	East Carolina	Greenville, N.C.	12:00 PM
March 9	UC BAKERSFIELD	Patriots Point	6:00 PM
March 10	UC BAKERSFIELD	Patriots Point	2:00 PM
March 11	UC BAKERSFIELD	Patriots Point	1:00 PM
March 13	QUINNIPIAC	Patriots Point	6:00 PM
March 14	QUINNIPIAC	Patriots Point	6:00 PM
March 16	Kansas State	Manhattan, Kan.	3:00 PM
March 17	Kansas State	Manhattan, Kan.	2:30 PM
March 18	Kansas State	Manhattan, Kan.	12:00 PM
March 20	Charleston Southern	Charleston, S.C.	6:00 PM
March 21	Furman	Greenville, S.C.	6:00 PM
March 23	WILLIAM & MARY *	Patriots Point	6:00 PM
March 24	WILLIAM & MARY *	Patriots Point	2:00 PM
March 25	WILLIAM & MARY *	Patriots Point	1:00 PM
March 27	COASTAL CAROLINA	Patriots Point	6:00 PM
March 30	Elon *	Elon, N.C.	6:00 PM
March 31	Elon *	Elon, N.C.	1:00 PM
April 1	Elon *	Elon, N.C.	1:00 PM
April 3	CHARLESTON SOUTHERN	Patriots Point	6:00 PM
April 6	JAMES MADISON *	Patriots Point	6:00 PM
April 7	JAMES MADISON *	Patriots Point	6:00 PM
April 8	JAMES MADISON *	Patriots Point	1:00 PM
April 11	Citadel	Charleston, S.C.	4:00 PM
April 13	NORTHEASTERN *	Patriots Point	6:00 PM
April 14	NORTHEASTERN *	Patriots Point	2:00 PM
April 15	NORTHEASTERN *	Patriots Point	1:00 PM
April 17	Georgia Southern	Statesboro, Ga.	6:00 PM
April 20	Hofstra *	Hempstead, N.Y.	6:00 PM
April 21	Hofstra *	Hempstead, N.Y.	1:00 PM
April 22	Hofstra *	Hempstead, N.Y.	1:00 PM
April 24	GEORGIA SOUTHERN	Patriots Point	6:00 PM
April 25	CITADEL	Patriots Point	6:00 PM
April 27	DELAWARE *	Patriots Point	6:00 PM
April 28	DELAWARE *	Patriots Point	2:00 PM
April 29	DELAWARE *	Patriots Point	1:00 PM
May 4	Towson *	Towson, Md.	6:00 PM
May 5	Towson *	Towson, Md.	1:00 PM
May 6	Towson *	Towson, Md.	1:00 PM
May 9	South Carolina	Columbia, S.C.	6:00 PM
May 15	Citadel	Charleston, S.C.	6:00 PM
May 17	UNCW *	Wilmington, N.C.	6:00 PM
May 18	UNCW *	Wilmington, N.C.	2:00 PM
May 19	UNCW *	Wilmington, N.C.	2:00 PM
May 23-27	Colonial Athletic Tournament	Harrisonburg, Va.	

Times and dates are subject to change | Home games in **BOLD** | * denotes CAA contest | All times are EST



COLLEGE OF CHARLESTON

2018 BASEBALL ROSTER



NO.	NAME	POS.	B/T	HT.	WT.	YR.	HOMETOWN/PREVIOUS SCHOOL
1	Luke Manzo	SS	R/R	5-8	170	Jr.	Marietta, Ga./Walton HS
2	Tommy Richter	3B/OF	L/R	5-9	170	Sr.	Wayne, Pa./Conestoga HS
3	Bradley Dixon	OF/3B	R/R	6-1	210	RJr.	Greenwood, S.C./Emerald HS
4	Seth Wall	C	R/R	5-11	210	Sr.	Georgetown, S.C./Georgetown HS
5	Dupree Hart	2B	R/R	5-7	170	Jr.	Rock Hill, SC./Northwestern HS
7	K.J. Bryant	OF	R/R	5-11	185	RJr.	Taylors, S.C./Clemson University
9	Danny Wondrack	C	R/R	6-0	230	Jr.	Wall, N.J./Wall HS
10	Riley Knudsen	1B	L/R	6-2	190	Sr.	Cabot, Ark./Cowley County CC
11	Ari Sechopoulos	1B	L/L	6-4	230	So.	Windsor, Ontario, Canada/Vincent Massey Secondary
12	Justin Baker	RHP	R/R	6-2	185	Sr.	Huntersville, N.C./Brunswick CC
13	Griffin McLarty	RHP	L/R	6-3	185	So.	Buckner, Ky./Oldham County HS
14	Brian Rourke	RHP	R/R	6-1	205	Jr.	Germantown, Md./Frederick CC
15	Jack Collins	RHP	R/R	6-2	195	Fr.	Decatur, Ala./Decatur HS
16	Austin George	RHP	R/R	6-4	210	So.	Mooreville, N.C./Lake Norman HS
17	Trey Fields	RHP	R/R	5-11	185	Fr.	Kingsport, Tenn./Sullivan South HS
18	Evan Sisk	LHP	L/L	6-2	210	Jr.	Chester, S.C./Lewisville HS
21	Kris Kuhn	RHP	R/R	6-1	180	So.	Summerville, S.C./Pinewood HS
22	Cameron Garrett	C	R/R	5-11	185	Sr.	Charleston, S.C./Spartanburg Methodist
23	Luke Stageberg	UT	R/L	6-0	170	RFr.	Greer, S.C./Riverside HS
24	Clay Hunt	RHP/INF	R/R	5-10	200	Jr.	Fort Mill, S.C./Nation Ford HS
25	Luke Morgan	OF/INF	R/R	6-2	185	Sr.	New Lenox, Ill./Iowa Western CC
26	Christian Shiver	LHP	L/L	6-0	225	So.	Monroe, Ga./George Walton Academy
27	Zach Williams	LHP/OF	L/L	6-1	190	Fr.	Marietta, Ga./Sprayberry HS
28	Nathan Ocker	RHP	R/R	6-0	190	Jr.	Middletown, Pa./Middletown Area HS
29	Drake Frix	C	R/R	6-0	185	So.	Plainville, Ga./Walton HS
30	Bryson Ward	OF	R/R	5-10	165	Fr.	Gaffney, S.C./Gaffney HS
31	Patch Dooley	RHP	R/R	5-10	155	Fr.	Deer Park, N.Y./Half Hallow Hills HS
32	Jakob Frishmuth	RHP	R/R	6-3	180	So.	Myrtle Beach, S.C./Carolina Forest HS
33	Carter Love	RHP	R/R	6-6	225	Sr.	Charlotte, N.C./Ardrey Kell HS
34	Logan McRae	OF	R/R	6-2	210	RJr.	Florence, S.C./West Florence HS
36	Will Detwiler	LHP	L/L	6-2	220	Sr.	Camden, S.C./Heathwood Hall Episcopal
37	Aaron Adams	3B/OF	R/R	6-1	195	Fr.	Lexington, S.C./River Bluff HS
38	Zach Banks	LHP	R/L	5-10	185	Sr.	Greenville, S.C./Brunswick CC
39	Justin Henle	C	S/R	5-10	200	Jr.	Fort Stewart, Ga./Wallace CC
40	Joey Mundy	OF	L/R	6-2	235	RJr.	Huntington, W.Va./Vanderbilt University

Head Coach: Chad Holbrook, First Season (North Carolina, 1994)

Assistant Head Coach/Hitting: Kevin Nichols, First Season (Alabama, 1996)

Assistant Head Coach/Recruiting: Jim Toman, First Season (N.C. State, 1985)

Assistant Coach/Pitching: Will Dorton

Student Assistant Coach/Infield: Blake Butler

Athletic Trainer: Zach Adams

PRONUNCIATION GUIDE


Jakob Frishmuth	FRISH-muuth	Tommy Richter	RICK-ter
Justin Henle	Hen-LEE	Luke Stageberg	Steigh-GAH-berg
Riley Knudsen	Kah-NEWD-son	Ari Sechopoulos	Suh-COP-ah-LIS
Kris Kuhn	COON	Danny Wondrack	whon-drack
Griffin McLarty	Mic-LARR-tee		




1
LUKE MANZO
5-8 | 170 | Jr. | Shortstop
Marietta, Ga.



2
TOMMY RICHTER
5-9 | 170 | Sr. | Third Baseman/OF
Wayne, Pa.




3
BRADLEY DIXON
6-1 | 210 | R-Jr. | Outfielder/3B
Greenwood, S.C.




4
SETH WALL
5-11 | 210 | Sr. | Catcher
Georgetown, S.C.




5
DUPREE HART
5-7 | 170 | Jr. | Second Baseman
Rock Hill, S.C.




7
K.J. BRYANT
5-11 | 185 | R-Jr. | Outfielder
Taylors, S.C.




9
DANNY WONDRAK
6-0 | 230 | Jr. | Catcher
Wall, N.J.



10
RILEY KNUDSEN
6-2 | 190 | Sr. | First Baseman
Cabot, Ark.



11
ARI SECHOPOULOS
6-4 | 230 | So. | First Baseman
Windsor, Ontario, Canada




12
JUSTIN BAKER
6-2 | 185 | Sr. | Right-Handed Pitcher
Huntersville, N.C.




13
GRIFFIN MCLARTY
6-3 | 185 | So. | Right-Handed Pitcher
Buckner, Ky.




14
BRIAN ROURKE
6-1 | 205 | Jr. | Right-Handed Pitcher
Germantown, Md.




15
JACK COLLINS
6-2 | 195 | Fr. | Right-Handed Pitcher
Decatur, Ala.



16
AUSTIN GEORGE
6-4 | 210 | So. | Right-Handed Pitcher
Mooresville, N.C.




17
TREY FIELDS
5-11 | 185 | Fr. | Right-Handed Pitcher
Kingsport, Tenn.




18
EVAN SISK
6-2 | 210 | Jr. | Left-Handed Pitcher
Chester, S.C.




21
KRIS KUHN
6-1 | 185 | So. | Right-Handed Pitcher
Summerville, S.C.



22
CAMERON GARRETT
5-11 | 185 | Sr. | Catcher
Charleston, S.C.



23
LUKE STAGEBERG
6-0 | 170 | R-Fr. | Utility
Greer, S.C.




24
CLAY HUNT
5-10 | 200 | Jr. | RHP/Infielder
Fort Mill, S.C.





25
LUKE MORGAN
 6-2 | 185 | Sr. | Outfielder/Infielder
 New Lenox, Ill.




26
CHRISTIAN SHIVER
 6-0 | 225 | So. | Left-Handed Pitcher
 Monroe, Ga.



27
ZACH WILLIAMS
 6-1 | 190 | Fr. | Left-Handed Pitcher
 Marietta, Ga.




28
NATHAN OCKER
 6-0 | 190 | Jr. | Right-Handed Pitcher
 Middletown, Pa.




29
DRAKE FRIX
 6-0 | 185 | So. | Catcher
 Plainville, Ga.



30
BRYSON WARD
 5-10 | 165 | Fr. | Outfielder
 Gaffney, S.C.



31
PATCH DOOLEY
 5-10 | 155 | Fr. | Right-Handed Pitcher
 Deer Park, N.Y.




32
JAKOB FRISHMUTH
 6-3 | 180 | So. | Right-Handed Pitcher
 Myrtle Beach, S.C.




33
CARTER LOVE
 6-6 | 225 | Sr. | Right-Handed Pitcher
 Charlotte, N.C.




34
LOGAN McRAE
 6-2 | 210 | R-Jr. | Outfielder
 Florence, S.C.




36
WILL DETWILER
 6-2 | 220 | Sr. | Left-Handed Pitcher
 Camden, S.C.



37
AARON ADAMS
 6-1 | 195 | Fr. | Third Baseman/OF
 Lexington, S.C.



38
ZACH BANKS
 5-10 | 185 | Sr. | Left-Handed Pitcher
 Greenville, N.C.



39
JUSTIN HENLE
 5-10 | 200 | Jr. | Catcher
 Fort Stewart, Ga.



40
JOEY MUNDY
 6-2 | 235 | R-Jr. | Outfielder
 Huntington, W.Va.



HC
CHAD HOLBROOK
 First Season
 UNC, 1994



AC
KEVIN NICHOLS
 First Season
 Alabama, 1996



AC
JIM TOMAN
 First Season
 N.C. State, 1985



AC
WILL DORTON
 First Season



SA
BLAKE BUTLER
 First Season

THE BALLPARK AT PATRIOTS POINT

The Ballpark at Patriots Point is the home of Cougar Baseball. The facility opened in the spring of 2001 on the banks of the Cooper River, and was part of a \$3 million renovation completed in the summer of 2007. The newly renovated facility features covered seating, an expanded press box with 2 radio booths, a hospitality deck and expanded seating to 2,000. Also on site are locker rooms, an athletic training facility, practice field and a 4,200 square foot indoor practice facility.

The park features field dimensions of (L-R): 300, 375, 400, 375, 330 feet. In 2012, the Cougars featured a sold-out crowd against then-no. 10 South Carolina.

Since first playing at Patriots Point in 2001, the Cougars have compiled a 272-104 record at home for a winning percentage of .723.

Located in the shadow of the picturesque Ravenel Bridge and across from the U.S.S. Yorktown, the Ballpark at Patriots Point provides one of the most picturesque backdrops for college baseball in the country.





2018 COUGARS





HEAD COACH CHAD HOLBROOK

FIRST SEASON | UNIVERSITY OF NORTH CAROLINA, 1994

RECORD AT COFC: FIRST SEASON | OVERALL RECORD: 200-106 (SIXTH)

With more than 20 years of coaching experience recruiting and producing top-level talent, being a part of two national championship teams and making six trips to the College World Series and 17 NCAA Regional appearances, Chad Holbrook was named head coach of the College of Charleston baseball program on July 20, 2017.

“We are excited to add Chad, Jenn, Reece and Cooper to the College of Charleston family,” CofC Director of Athletics Matt Roberts said. “It is a tribute to the tremendous heritage and tradition created by our incredible baseball alumni that our program can attract a coach with the talent, experience and national reputation of Chad Holbrook. It’s a great day to be a Cougar.”

Holbrook, 46, previously served five seasons as head coach at the University of South Carolina, compiling a 200-106 overall record and .654 winning percentage. During his time at the helm of the baseball program, the Gamecocks made three NCAA Regional appearances, with two NCAA Super Regionals in 2013 and 2016.

“What an honor to be the head baseball coach at the College of Charleston,” Holbrook said. “It is a privilege to be associated with the College’s incredible tradition of excellence that I have admired for years. My family and I can’t wait to entrench ourselves in one of the most unique communities in the country. I am especially looking forward to meeting our players and the passionate alumni who make Charleston such a special place. Our goal is to create a championship program that excites both our student-athletes and fans alike. That journey starts today.”

Holbrook is the only active coach to have been to eight NCAA Super Regionals, made 6 CWS and 5 national championship appearances and won 2 national championships.

“Chad Holbrook is a great addition to the College. I want to first thank our search committee for their hard work during this process. I greatly appreciate their insights and their recommendations,” College of Charleston President Glenn F. McConnell said. “Obviously, Coach Holbrook brings a wealth of experience and an incredible résumé of success. I know he will do big things on the diamond. However, what impressed me most about Coach Holbrook is his vision of modern-day student-athletes and how they are woven into the fabric of campus, academically and socially. Coach Holbrook’s emphasis on civic engagement and community service perfectly reflects our institution’s core values in producing graduates that will make a difference in the world. Plain and simple, Chad Holbrook will be a great fit on our campus – a premier coach for a premier program.”

While at South Carolina, Holbrook coached numerous All-Americans, All-SEC selections, Academic All-Americans and MLB Draft picks. In 2017, the Gamecocks had six players drafted including All-American pitcher Clarke Schmidt taken No. 16 overall by the New York Yankees – the fifth highest a Gamecock has ever been selected in the MLB Draft. He was joined by Wil Crowe in the second round by the Washington Nationals, Tyler Johnson in the fifth round by the Chicago White Sox, Alex Destino in the 14th round by the White Sox, Josh Reagan in the 15th round by the Oakland Athletics and John Parke in the 21st round by the White Sox. Outfielder Carlos Cortes earned Freshman All-America accolades from the National Collegiate Baseball Writers Association, Baseball America and Perfect Game.

In 2016, USC won 46 games, turned in a 20-win season in conference play and claimed the SEC Eastern Division title. Right-hander Braden Webb earned Freshman Pitcher of the Year honors by the NCBWA in 2016. He pitched his way to unanimous Freshman All-America accolades with 10 wins, the most victories by a Gamecock in five seasons, and struck out a freshman-record 128 batters in 102.0 innings pitched.

Seven Gamecocks heard their names called in the 2016 MLB Draft including four selections in the Top 10 rounds. Webb was a third-round selection by the Milwaukee Brewers, outfielder Dom Thompson-Williams a fifth-round selection by the New York Yankees, infielder Marcus Mooney a 10th-round selection by the Atlanta Braves, Cone a 10th-round selection by the New York Mets, right-handed pitcher Taylor Widener a 12th-round selection by the New York Yankees, right-handed pitcher Wil Crowe a 21st-round selection by the Cleveland Indians and right-handed pitcher Matt Vogel a 25th-round selection by the Tampa Bay Rays.

The Gamecocks succeeded in the classroom during the 2015-16 academic year as well earning a 3.186 grade-point average in the spring of 2016 – the highest team in-season GPA in the history of the baseball program.

He was promoted to head baseball coach at the University of South Carolina on July 16, 2012, after four seasons serving as associate head coach and recruiting coordinator for the Gamecocks. Holbrook came to South Carolina in July of 2008 as associate head coach to Ray Tanner.

Along with his recruiting coordinator duties, he served as hitting instructor, oversaw the Gamecock offense including base running and the short game, and was the third base coach. Holbrook also worked with the outfielders. He joined the Gamecocks after serving 15 seasons as a member of the University of North Carolina coaching staff. Holbrook was tabbed the 2011 ABCA/Baseball America Assistant Coach of the Year after the Gamecocks won their second-consecutive national championship title.

A tremendous evaluator of talent, Holbrook was named the No. 10 best recruiter in all of college sports by ESPNU & ESPN The Magazine in the publication’s January edition in 2011. The list was put together in conjunction with three-dozen experts who were asked the question, “Who are the Top 20 recruiters in college sports?” Holbrook was the only baseball coach mentioned on the list.

Holbrook’s 2015 team at USC was highlighted by first-team All-America first baseman Kyle Martin, who led the Gamecocks in all three Triple Crown categories with a .350 average, 14 homers and 56 RBI. He went on to earn first-team All-SEC honors and was selected in the fourth round of the 2015 MLB Draft. Second baseman Max Schrock also received All-SEC honors and was an 11th-round MLB Draft choice by the Washington Nationals. Left-handed pitcher Jack Wynkoop was later selected in the sixth round of the MLB Draft by the Colorado Rockies. The 2015 Gamecocks also set a school record with over 6,000 season tickets sold.

In 2014, the Gamecocks finished 44-18 and ranked as high as No. 22 in the USA TODAY Coaches Poll. South Carolina went 18-12 in the SEC and was one of only two schools in the conference to finish among the Top 4 teams in the league in both 2013 and 2014 and one of four schools in the SEC to win at least 40 games in both 2013 and 2014. USC was also one of only nine schools in the nation to serve as a NCAA Regional host site in 2013 and 2014.

Among the highlights of 2014 included a series sweep of in-state rival Clemson. Holbrook’s team would claim six SEC series including a pair of wins at eventual national champion Vanderbilt as well as a series victory versus CWS participant Ole Miss. South Carolina hosted a NCAA Regional for the fifth-straight year making the Gamecocks one of only two schools in the nation to claim that distinction. USC set a total attendance record of 305,564 in 2014, the first time South Carolina eclipsed the 300,000-plus mark.

South Carolina had seven players selected in the 2014 MLB Draft including five players in the first 11 rounds. Highlighting that group was catcher Grayson Greiner, who was a third-round pick and the No. 99 overall selection by the Detroit Tigers. Greiner was a second-team All-America honoree by Baseball America and Perfect Game and was named the 2013-14 USC Co-Male Student-Athlete of the Year alongside Gamecock two-sport standout Bruce Ellington. He was also a semifinalist for the Johnny Bench Award given to the top catcher in college baseball and a member of the SEC All-Defensive Team.

Left-handed pitcher Jordan Montgomery was a fourth-round selection by the New York Yankees after leading the pitching staff with an 8-5 record and a 3.42 ERA. He became the 22nd pitcher in school history to reach 20 wins. Infielder Joey Pankake was a seventh-round pick by the Detroit Tigers. He became the 26th player in school history to tally 200-or-more hits with a double in the second inning of the Florida game at the SEC Tournament. Outfielder Tanner English went in the 11th round to the Minnesota Twins after manning the center field position the entire year with 62 starts and being named to the SEC All-Defensive Team.

Joel Seddon also was selected in the 11th round after earning second-team All-America honors from the NCBWA with 14 saves. He was also a second-team All-SEC choice. First baseman Kyle Martin was South Carolina's best hitter with a .336 average (82-for-244) and picked in the 20th round, but chose to return to school for the 2015 season. Right-handed pitcher Evan Beal rounded out the group as a 21st round choice by the Kansas City Royals.

A Gamecock newcomer also found success as right-handed pitcher Wil Crowe earned Freshman All-America honors by Collegiate Baseball. In his first season, Crowe went 8-3 in 15 starts with a 2.75 ERA in 91.2 innings pitched. He was strong in his last start with the Garnet & Black as he pitched a four-hit complete game shutout in a 9-0 win against Campbell in the NCAA Regional that earned him All-Tournament Team honors.

The Gamecocks shined off the field as Greiner continued a streak of a Gamecock student-athletes making the Capital One Academic All-America Teams to four years, following LB Dantzler's Academic All-America Division I Baseball Player of the Year nod and Michael Roth's two selections to the first team in 2011-12.

In 2013, Holbrook's first season as head coach, the Gamecocks compiled a 43-20 record and turned in the school's 11th NCAA Super Regional appearance. He directed that year's squad to a final national ranking of No. 12 in the USA TODAY Baseball Coaches Poll, No. 13 by Collegiate Baseball and Perfect Game and No. 14 by Baseball America.

Among the top players on the 2013 squad was third-team All-America designated hitter LB Dantzler, who led South Carolina in hitting with a .322 average (69-for-214) and was drafted by the Toronto Blue Jays. Left-hander Tyler Webb, earned third-team All-America honors from Collegiate Baseball and the NCBWA as well as second-team All-SEC honors after anchoring a bullpen with 17 saves. He struck out 60 batters in 43.0 innings and pitched in 32 games on his way to setting a school record for career appearances with 110 on the mound with the Garnet & Black. The New York Yankees selected him in the 10th round. Greiner was tabbed second-team All-SEC at catcher as a sophomore and made USA Baseball's Collegiate National Team.

Two Gamecock newcomers recruited by Holbrook garnered Freshman All-America honors. Max Schrock started 61 games at second base, hit .282 with six homers and 49 RBI with 36 walks to just 23 strikeouts, and was a second-team choice by Baseball America, the NCBWA and Perfect Game. Jack Wynkoop went 7-3 with a 3.09 ERA in 64.0 innings pitched on his way to recognition by Collegiate Baseball.

Holbrook's team succeeded off the field logging its highest-cumulative GPA in school history with a 3.201 in the Fall 2012 semester. The Gamecocks maintained a high mark in the Spring of 2013 with a 3.050 GPA. The baseball team had 16 players named to the 2013 SEC Spring Academic Honor Roll. Among those were Dantzler, who was named 2013 CoSIDA Baseball Academic All-American of the Year, and was a finalist for the Senior CLASS Award. Right-hander Patrick Sullivan was South Carolina's male nominee for the 2012-13 Brad Davis SEC Community Service Scholarship.

Holbrook's offensive prowess made an immediate impact on the South Carolina baseball program in his first four seasons as associate head coach to Tanner. His guidance was instrumental in helping the Gamecocks to back-to-back national championships in 2010 and 2011 at the College World Series as well as a national runner-up finish in 2012.

Holbrook helped in the development of two-time All-America Christian Walker, who led the Gamecocks in all three Triple Crown categories in 2011 and 2012. He was a fourth-round selection by the Baltimore Orioles in the 2012 MLB Draft and was named to the CWS All-Tournament Team for a third time. He tied a CWS record for hits in a career as he notched 28 that put him alongside Dustin Ackley of North Carolina (2007-09), ironically also a player that Holbrook recruited and coached while in Chapel Hill.

Holbrook worked to bridge together a new crop of Gamecocks in the 2012 season as he molded newcomers Tanner English, Grayson Greiner and Joey Pankake into SEC All-Freshman honorees. All three would factor into South Carolina's successful season. The group of newcomers was also rated the top recruiting class in the country by Collegiate Baseball and No. 6 in the nation by Baseball America in 2011.

Holbrook played a key role in 2011 MLB supplemental-draft selection Jackie Bradley Jr.'s Gamecock career. In 2010, Bradley was an All-SEC selection and College World Series Most Outstanding Player. That season, Holbrook helped to oversee an offense that peaked in the postseason with a .309 batting average in 12 postseason contests.

In 2009, Holbrook's first season in Columbia, the Gamecocks finished with a team batting average of .310 on the year, the highest average in over nine seasons along with an improved on-base percentage of .394 and a .528 slugging percentage. South Carolina was also fifth in the nation with 109 home runs. Among the players he tutored that first year were Freshman All-America Jackie Bradley Jr. and All-SEC selections Justin Dalles, Nick Ebert, Bobby Haney and DeAngelo Mack.

Prior to joining the Gamecock program, Holbrook worked for 15 seasons on the North Carolina coaching staff. While at UNC, the Tar Heels made 11 NCAA Tournament appearances including four NCAA Super Regionals and three trips to the College World Series. The 2007 squad also captured an ACC Championship title, the first in Chapel Hill since 1990 when Holbrook was a freshman player.

At UNC, Holbrook mentored several top players including 2008 second-team All-America outfielder Tim Fedroff, third-team All-America first baseman Dustin Ackley and third-team All-America second baseman Kyle Seager. Ackley also earned third-team All-America honors in 2007 and was both Baseball America & Collegiate Baseball's Freshman of the Year. Ackley was drafted No. 2 overall in the 2009 MLB Draft by the Seattle Mariners.

As recruiting coordinator for the North Carolina program, Holbrook put together consecutive Top 10 recruiting classes that helped the Tar Heels in making three-consecutive College World Series appearances. He was instrumental in recruiting current MLB players Matt Harvey, Chris Iannetta, Andrew Miller, Seager and Ackley to Chapel Hill.


From 2006-08, North Carolina led the nation in wins with 54 in 2006, 57 in 2007 and 54 in 2008. PG Cross Checker ranked his last UNC recruiting class No. 3 in the nation. Holbrook's 2007 class ranked fourth in the nation by Baseball America with his 2006 class selected eighth in the country. Baseball America also ranked his 2004 class 11th in the nation with the publication naming the Tar Heels' recruiting class No. 1 in 2003. That 2003 class also tied for first in Collegiate Baseball's recruiting rankings with South Carolina.

Under Holbrook's eye, UNC batted .324 as a team during the 2008 season and posted six of the Top 7 hitting seasons in Tar Heel history. North Carolina also led the nation in hits (820) in 2007. The school record for batting average in Chapel Hill was also set under Holbrook's direction when the Tar Heels finished with a .325 mark in 2002.

Holbrook's coaching career began in 1994 as an undergraduate assistant coach. In the fall of 1994, he was later promoted to full-time assistant coach up until 2007 when he earned a promotion to associate head coach. Holbrook also spent a summer in the Cape Cod League as head coach of the Harwich Mariners where he led them to the league's Eastern Division Championship in 1997.

Before joining the North Carolina staff, Holbrook played for the Tar Heels from 1990-93. He was a second-team All-ACC selection as a senior hitting .353 at the plate. Holbrook also earned all-tournament team honors at the 1993 NCAA Central I Regional held in College Station, Texas, where he hit .565 (13-for-23) with three doubles and two triples in five games. Holbrook ranks second all-time on the UNC career list for triples (14) and stolen bases (40).

A 1994 graduate of the University of North Carolina with a bachelor's degree in physical education, Holbrook is the son of Eddie Holbrook, former men's basketball head coach at Gardner-Webb and Furman. He and his wife, Jennifer (née Hilliard), have two sons: Reece (15) and Cooper (13).



The Holbrook Family (From L-R): Reece, Chad, Jennifer and Cooper.

YEAR-BY-YEAR COACHING RECORDS

SEASON	RECORD	CONFERENCE	COACH
1991	22-12-1		Ralph Ciabattari
1992	16-29	2-16 (TAAC)	Ralph Ciabattari
1993	18-24	9-9 (TAAC)	Ralph Ciabattari
1994	27-21	7-11 (TAAC)	Ralph Ciabattari
1995	17-29	8-22 (TAAC)	Ralph Ciabattari
1996	28-23	8-10 (TAAC)	Ralph Ciabattari
1997	25-29-1	7-11 (TAAC)	Ralph Ciabattari
1998	31-26	9-9 (TAAC)	Ralph Ciabattari
1999	31-24	19-10 (SoCon)	Ralph Ciabattari
2000	28-28-1	14-15-1 (SoCon)	John Pawlowski
2001	24-28	10-16 (SoCon)	John Pawlowski
2002	36-22	19-11 (SoCon)	John Pawlowski
2003	31-27	17-13 (SoCon)	John Pawlowski
2004	47-16	25-5 (SoCon)	John Pawlowski
2005	48-15	27-3 (SoCon)	John Pawlowski
2006	46-17	20-7 (SoCon)	John Pawlowski
2007	39-19	20-7 (SoCon)	John Pawlowski
2008	39-20	19-8 (SoCon)	John Pawlowski
2009	35-22	17-13 (SoCon)	Monte Lee
2010	44-19	22-8 (SoCon)	Monte Lee
2011	39-22	18-12 (SoCon)	Monte Lee
2012	38-22	21-9 (SoCon)	Monte Lee
2013	31-26	18-11 (SoCon)	Monte Lee
2014	44-19	15-6 (CAA)	Monte Lee
2015	45-15	21-3 (CAA)	Monte Lee
2016	31-26-1	12-12 (CAA)	Matt Heath
2017	28-31	13-11 (CAA)	Matt Heath

COACHING RECORDS

Ralph Ciabattari (1991-99): 215-217-2 (.495), 69-98 (.413)

John Pawlowski (2000-08): 338-192-1 (.636), 171-85-1 (.665)

Monte Lee (2009-15): 276-145 (.656), 132-62 (.680)

Matt Heath (2016-Pres.): 59-57-1 (.509), 25-23 (.520)



COLONIAL ATHLETIC ASSOCIATION



ASSISTANT HEAD COACH KEVIN NICHOLS

FIRST SEASON | ALABAMA, 1996

Kevin Nichols is in his first season as the assistant head coach/hitting with the College of Charleston baseball program. “Kevin Nichols is regarded as one of the top hitting and offensive minds in college baseball,” Holbrook said. “He is also a great recruiter and a tireless worker.”

Nichols joins the Cougar family following 18 years as the head coach at NCAA Division II Erskine College located in Due West, S.C. As the winningest coach in school history, Nichols amassed 588 career wins – including three 40-win seasons – while leading the Flying Fleet to a pair of NCAA Finals. During his tenure, the Fleet were consistently ranked in the Top 30 nationally which culminated with the school’s highest ranking of No. 2 in 2015.

Under Nichols, 35 players signed professional contracts, 100 garnered all-conference honors, 33 were named to an all-region team, 12 were named All-Americans, and two were named National Players of the Year (Casey Smith in 2005 and Bryan Fogle in 2010). Three former players currently hold NCAA career records — Fogle (Home Runs, RBIs and Total Bases), Chas Anthony (Doubles) and Shelton Cisson (Hits). Atlee Pearson and Jake Williams each broke the NCAA career saves record, before it was surpassed last season.

Nichols came to Erskine following a three-year career in the Philadelphia Phillies organization. Prior to his professional career, Nichols played at the University of Alabama and was a three-time All-American during his collegiate career. During his senior season in 1996, Nichols set four NCAA records: single-game home runs (4), single-game RBIs (13), single-game total bases (22), and single-game hits (6).

Nichols, his wife Kristy, daughter Libby (15), son Brick (13), and youngest son Jax (11) make their home in Charleston.



ASSISTANT HEAD COACH JIM TOMAN

FIRST SEASON | N.C. STATE, 1985

Jim Toman is in his first season as the assistant head coach/recruiting coordinator with the College of Charleston baseball program.

“Coach Toman has always been recognized as one of the top coaches and recruiters in our business,” Holbrook said. “His recruiting expertise will pay dividends to the College of Charleston right away. He is also a great coach with great experience and I will lean on him daily.”

Prior to his arrival at The College, Toman spent nine seasons as the head coach at Liberty University. Toman amassed 329 wins with the Flames, which is the most NCAA Division I wins in program history. In 2013, Toman and the Flames won the Big South Conference Tournament Championship, and advanced to the Columbia Regional where they defeated Clemson twice and advanced to the final. In 2014, the Flames secured the first-ever at-large bid in Liberty history, and played in the Charlottesville Regional.

Under Toman, the Flames recorded three of the four 40-win seasons in program history, as well as six 35-win campaigns. Toman tallied at least 31 wins in each of his nine seasons at Liberty, and 24 players were selected in the Major League Baseball draft under his watch. Amongst the 13 NCAA Division I teams in the state of Virginia, Liberty amassed the second-most wins over Toman’s nine-year tenure. The Flames set more than 15 program records during Toman’s tenure. Toman was named the Big South Coach of the Year in 2014.

Toman spent 11 years as Ray Tanner’s top assistant at the University of South Carolina prior to his arrival at Liberty, and an additional seven seasons under Tanner at NC State. Widely regarded as one of the top recruiters in the nation, Toman has presided over 15 top-25 recruiting class including 11-consecutive classes during his time at South Carolina. From 2003-06, three of the Gamecocks’ four recruiting classes were ranked No. 1 in the nation by Collegiate Baseball. During his time on the staff in Columbia, S.C., Toman and the Gamecocks made nine NCAA Regional appearances including eight-straight between 2000-07 and three consecutive trips to the College World Series (2002-04). Including his seven seasons at NC State, the 2002 Baseball America National Assistant Coach of the Year has helped lead teams to appearances in 17 NCAA Regionals, seven NCAA Super Regionals, and three College World Series.

Toman earned four baseball letters at N.C. State, 1981-84, and was captain of the Wolfpack his junior and senior seasons. The highlight of his career as a player came in the 1984 Atlantic Coast Conference tournament, when he set tournament records for home runs (4), doubles (4) and total bases (25) and was named to the all-tournament team.

Toman earned a bachelor’s degree in vocational industrial education from N.C. State in 1985 and graduated as the top student in the vocational industrial education curriculum. He received a master’s degree in sport management from N.C. State in 1995.

A native of Monroeville, Pa., Toman makes his home in Charleston. He has three children - Caroline (20), Charlie Mac (17), and Tucker (14).



ASSISTANT COACH WILL DORTON

FIRST SEASON

Will Dorton is in his first season as the assistant coach/pitching with the College of Charleston baseball program.

“I believe Will Dorton is an up-and-coming superstar in our profession,” Holbrook said. “He’s a tireless worker, extremely knowledgeable and very organized. He’s been a winner his whole life. He will bring energy, toughness and the experience of being a baseball player at the College of Charleston. He’s a great addition to our program.”

Dorton returns to his alma mater following a one-year stint as the pitching coach at Florence-Darlington Technical College in Florence, S.C. Last season, the Stingers posted a 42-19 record and made the program’s first appearance in the NJCAA World Series. Under Dorton’s guidance, the pitching staff shaved 2.6 runs from the previous season’s ERA,

while leading the nation in strikeouts per nine innings (11.27) and finishing third in shutouts (11).

Prior to his stint at Florence-Darlington, Dorton spent one season as the pitching coach at Hanahan High School in Hanahan, S.C., and one as the pitching coach at Blythewood High School in Columbia. Dorton began his coaching career in 2014 as the pitching coach for Camden American Legion Post 17. After one season, he was promoted to head coach. In his two seasons, Post 17 won 52 games and made the program’s first-ever appearance in the state tournament.

Dorton graduated from the College of Charleston with a bachelor’s degree in middle grades education. Before committing to the Cougars, Horton was a four-year letterman in both baseball and football at Lugoff-Elgin High School, where he helped lead his team to a baseball state championship in 2010. He was drafted in the 15th round of the 2011 MLB Draft by the Cincinnati Reds. Following his commitment to CofC, Dorton was named the Southern Conference Top Incoming Freshman by Baseball America.



STUDENT ASSISTANT BLAKE BUTLER

FIRST SEASON

Blake Butler is in his first season as a student assistant coach with the College of Charleston baseball program. He will work primarily with the Cougars’ infielders.

Butler enjoyed a stellar three-year career with the Cougars as an everyday player, batting .308 with a .397 on-base percentage and fielding at a .979 clip in 177 career starts. He took his game to new heights in his draft-eligible junior season, hitting more home runs and driving in more runs in 2015 than he did in his previous two seasons combined. The effort earned him CAA Player and Defensive Player of the Year honors, as well as a nod on the ABCA/Rawlings All-Region First Team after he hit .325 with a team-high 13 home runs.

That season, Butler also posted a .564 slugging percentage and embarked on a 19-game hitting streak, which is tied for the fifth-longest in program history. He led the Cougars with 25 multi-hit games, while batting .384 with 39 RBIs in CAA play.

His 2015 performance drew the attention of many Major League Baseball organizations, resulting in Butler being selected by the Cincinnati Reds in the 15th round of the MLB draft. Butler has since played three seasons in the Reds organization, batting .238 with 11 home runs and 73 RBIs while advancing as high as Class A Advanced Daytona (Fla.).

Butler is originally from Greensboro, N.C., where he batted .410 with 14 home runs and 111 RBIs at Southeast Guilford High School.



ASSISTANT ATHLETIC TRAINER ZACH ADAMS

FIFTH SEASON | ALABAMA, 2009

Zach Adams is in his fourth season as an assistant athletic trainer working primarily with the College of Charleston baseball program.

Prior to CofC, Adams spent two seasons as an assistant athletic trainer at the University of North Georgia in Dahlonega, Ga. There, he worked with the Nighthawks’ baseball team and coordinated the insurance for all sports.

Originally from Vinemont, Ala., Adams earned his bachelor’s degree in athletic training with a minor in nutrition from The University of Alabama in 2009. He also completed his master’s degree coursework in sport management from Florida State University in 2011.

Adams worked closely with the Crimson Tide football and swimming and diving teams as a student athletic trainer as well as with the FSU football and baseball teams as a graduate assistant athletic trainer.

In the summer of 2008, Adams interned with the National Football League’s New Orleans Saints. A certified athletic trainer and a member of the National Athletic Trainers’ Association (NATA), he is married to the former Jensine Jernigan of Atlanta, Ga., and currently resides in Mt. Pleasant, S.C.



2018 RETURNERS





1 | LUKE MANZO

JUNIOR | SHORTSTOP | 5-8 | 170 | MARIETTA, GA.

2017 (Sophomore): Appeared in 56 games with 55 starts ... Batted .300 with four doubles, one triple, one home run, and 18 runs batted in ... Recorded 11 stolen bases on 15 attempts ... Posted a .977 fielding percentage at shortstop, with six errors on 256 attempts ... Second on the team with a .423 on-base percentage ... 19 multi-hit games, including three three-hit games and one five-hit game ... Opened the season on an 11-game hitting streak ... Drove in two runs and scored two more at Georgia (Feb. 18) ... Went 5-for-6 with two RBIs at The Citadel (Mar. 4) ... Posted a 3-for-4 effort with a double and an RBI against North Florida (Mar. 14) ... Recorded his first collegiate triple as part of a 2-for-5 day at James Madison (Apr. 8) ... Capped a 16-3 win over Towson (Apr. 21) with a three-run home run in the eighth inning for his first collegiate round-tripper.

2016 (Freshman): Appeared in 54 games with 54 starts ... Batted .249 with four doubles and 16 runs batted in ... Recorded seven stolen bases on 12 attempts ... Posted a .978 fielding percentage at shortstop, with six errors in 269 attempts ... Led the team with 15 sacrifices ... 11 multi-hit games ... Went 2-for-3 with an RBI at Florida State (Feb. 27) ... Posted two hits with two RBIs at The Citadel (Mar. 4) ... Back-to-back two-hit games against Mercer (Mar. 13) and at Furman (Mar. 15) ... Reached base in 10 straight games (Mar. 26 – Apr. 15) ... Went 3-for-4 at Coastal Carolina (Apr. 13) ... Tied a season-high with three hits at Coastal Carolina (Apr. 20) ... Reached safely in 11 straight games, including an eight-game hitting streak (May 13 – May 26) ... Went 3-for-3 with a double and an RBI against Elon (May 25) in the CAA Tournament ... Drove in a run with a 2-for-3 day against William & Mary (May 26) in the CAA Tournament.

Prep: Played four seasons at Walton High School in Marietta, Ga. ... Member of Class 6A state runner-up team as a senior ... Led team to 95-18 combined record over final three seasons ... Three-time all-region selection ... Named all-state as a senior ... Batted .350 for high school career.

Personal: Full name is Lucas Richard Manzo ... Born June 6, 1997 ... Son of Sue and Rick Manzo ... Has two sisters, Olivia and Becca.



2 | TOMMY RICHTER

SENIOR | THIRD BASEMAN/OUTFIELDER | 5-9 | 170 | WAYNE, PA.

Career Honors

- 2018 Preseason All-CAA Team
- 2017 All-CAA First Team

2017 (Junior): Appeared in 53 games with 53 starts ... Led the team and the CAA with a .363 batting average ... Totaled nine doubles, two triples, one home run, and 26 RBIs ... Paced the team with a .441 on-base percentage ... Five stolen bases on seven attempts ... 22 multi-hit games, including six three-hit games, two four-hit games, and one five-hit game ... Went 3-for-4 with three runs scored at Georgia (Feb. 19) ... Reached base in a team-high 30 straight games (Feb. 26 – Apr. 23) ...

Drove in two runs with a double and a 2-for-3 effort against East Carolina (Mar. 7) ... Season-high three RBIs against Kent State (Mar. 11) ... Posted a 2-for-2 effort with two doubles at Nebraska (Mar. 19) ... Went 5-for-6 with four runs scored, a triple, and two RBIs at North Florida (Apr. 5) ... Four straight multi-hit games (Apr. 9-15), including back-to-back three-hit efforts at James Madison (Apr. 9) and Charleston Southern (Apr. 12) ... Posted a four-hit game against Towson (Apr. 21) ... Went 4-for-6 with three runs scored and five RBIs, including a solo home run and a three-run double in the seventh at Delaware (May 20) ... Back-to-back multi-hit games against William & Mary (May 26) and Northeastern (May 26) in the CAA Tournament.

2016 (Sophomore): Appeared in 55 games with 53 starts ... Batted .271 with four doubles, four triples, two home runs and 21 runs batted in ... Recorded six stolen bases on nine attempts ... 15 multi-hit games ... Four games with multiple RBIs ... Drew 31 walks ... Went 2-for-4 at Florida State (Feb. 27) ... Drove in two runs with a 2-for-4 effort at The Citadel (Mar. 6) ... Knocked in three runs with a 3-for-5 day – including two triples – against Mercer (Mar. 13) ... Reached safely in 10 straight games (Mar. 13 – Mar. 26) ... Went 3-for-5 against VCU (Mar. 20) ... Career-best 5-for-5 day with five runs scored and an RBI against Delaware (Mar. 26) ... Drove in four runs on two hits, including a home run, against UC Santa Barbara (Apr. 8) ... Season-high 11 consecutive games reaching safely (Apr. 17 – May 11) ... Three straight two-hit games at Towson (Apr. 29-30) ... Tallied two hits at Clemson (May 11) ... Season-highs of three walks and four runs scored against Elon (May 25) in the CAA Tournament ... Drove in two runs with a 2-for-3 day, including a home run, against William & Mary (May 27) in the CAA Tournament.

2015 (Freshman): Appeared in 37 games with 23 starts ... Batted .250 with eight RBI, six doubles and 17 runs scored ... Made collegiate debut in game one of doubleheader at No. 10 South Carolina (Feb. 14); collected first career hit in first at-bat, a third-inning double ... Posted five multi-hit games, including a 3-for-4 performance in the second game of the series against Towson (Mar. 21) ... Recorded a hit in six consecutive games (Mar. 7-17), including multiple hits against USC Upstate (Mar. 11) and Campbell (Mar. 17).

Prep: Played four seasons at Conestoga High School in Berwyn, Pa. ... Member of 2011 state championship team as a freshman ... Named first team all-area as a junior and senior ... Team finished as state runner-up in senior season.

Personal: Full name is Thomas Daniel Richter ... Born May 26, 1996 ... Son of Colleen and Bill Richter ... Brother, Stephen, played baseball at Delaware and was a third team All-CAA selection in 2013 ... Brother, Ryan, played baseball at Penn State.



3 | BRADLEY DIXON

JUNIOR | OUTFIELDER/THIRD BASE | 6-1 | 210 | GREENWOOD, S.C.

2017 (Redshirt Sophomore): Appeared in 58 games with 56 starts ... Batted .251 with 14 doubles, one triple, one home run, and 27 RBIs ... Recorded five stolen bases on seven attempts ... 15 multi-hit games, including two three-hit games ... Team-high 13-game hitting streak (Feb. 19 – Mar. 11) ... Went 3-for-5 at Georgia (Feb. 19) ... Drove in two runs in back-to-back games against Cincinnati (Feb. 24 & 25) ... Recorded a double in four straight games (Mar. 7 – 11) ... Drove in two runs in three of those four games ... Went 3-for-3 with three runs scored at North Florida (Apr. 5) ... Drove in two runs and scored two more with a 2-for-3 effort at James Madison (Apr. 9) ... Launched his second career home run against Northeastern (May 26) in the CAA Tournament.

2016 (Redshirt Freshman): Appeared in 51 games with 45 starts ... Batted .273 with four doubles, one triple, one home run and 23 runs batted in ... Recorded eight stolen bases on 12 attempts ... 14 multi-hit games ... Five games with multiple RBIs ... Picked up his first hit in his collegiate debut against Nebraska (Feb. 19) ... Went 2-for-5 in game two of Nebraska series (Feb. 20) ... Back-to-back two-hit games against Coastal Carolina (Mar. 2) and at The Citadel (Mar. 4) ... Drove in two runs with a double against Mercer (Mar. 13) ... Went 2-for-3 with two RBIs and two walks against Georgia Southern (Apr. 5) ... Drove in two runs with a triple and a home run against James Madison (Apr. 22) ... Reached base in 17 straight games (Apr. 30 – May 27) to end the season ... Drew 12 of his 21 walks in that span – including six games without a hit ... Tallied three hits, three runs, two RBIs and a double at Clemson (May 11) ... Season-highs of four hits and three RBIs against William & Mary (May 21) ... Had two hits and an RBI against William & Mary (May 26) in the CAA Tournament.

2015 (Freshman): Did not play.

Prep: Played four seasons at Emerald High School in Greenwood, S.C. ... Three-time all-region selection ... Named all-state as a junior and senior ... Named team's offensive MVP as sophomore, junior and senior ... Was ranked as No. 3 shortstop by Diamond Prospects ... Member of school's Beta Club and Honors Society.

Personal: Full name is Bradley Adam Dixon ... Born January 29, 1996 ... Son of Kathi and Barry Dixon ... Has one brother, Reid.



4 | SETH WALL

SENIOR | CATCHER | 5-11 | 210 | GEORGETOWN, S.C.

2017 (Junior): Appeared in 25 games with 10 starts ... Batted .250 with four doubles, one triple, and two RBIs ... Went 2-for-2 with a run scored at Georgia Southern (Mar. 1) ... Walked twice and posted an RBI double against Hofstra (Mar. 26).

Prior to CofC (Spartanburg Methodist College): Batted .262 with two home runs and 27 runs batted in over two seasons at Spartanburg Methodist College in Spartanburg, S.C. ... Helped SMC to a region championship in 2016.

Prep: Attended Georgetown High School in Georgetown, S.C. ... Four-time All-Region selection, including three first team nods ... Batted .416 with 14 runs scored as a senior ... HSSR All-State honoree in 2013 ... Ranked No. 17 overall in the state of South Carolina by Perfect Game.

Personal: Full name is Seth Elliott Wall ... Born March 4, 1996 ... Son of Charles and Diane Wall ... Has two brothers, Cal and Josh, and one sister, Jenna.



BASEBALL



5 | DUPREE HART

JUNIOR | SECOND BASEMAN | 5-7 | 175 | ROCK HILL, S.C.

Career Honors

- 2016 Louisville Slugger Freshman All-American
- 2016 CAA All-Rookie Team
- 2016 CAA Rookie of the Week (3x)

2017 (Sophomore): Appeared in 59 games with 59 starts ... Batted .231 with 10 doubles, one triple, one home run, and 30 RBIs ... Recorded 10 stolen bases on 15 attempts ... 14 multi-hit games, including three three-hit games ... Went 3-for-6 with three runs scored ... Drove in two runs against Kent State (Mar. 10) ... Paced the Cougars to a 12-1 win over Hofstra (Mar. 25) with a four RBIs – including a three-run double – in a 2-for-3 effort ... Recorded the first two outs on a fourth-inning triple play against UNCW (Apr. 2) ... Went 2-for-5 with one double, one triple, and two RBIs at James Madison (Apr. 8) ... Drew three walks and scored three runs against Towson (Apr. 21) ... Went 3-for-5 with an RBI against Elon (Apr. 30) ... Posted three straight two-hit games – including back-to-back two-RBI performances (May 16-19) ... Scored two runs against Northeastern (May 26) in the CAA Tournament.

2016 (Freshman): Appeared in 53 games with 48 starts ... Led the team with a .314 batting average, 38 walks, and 10 stolen bases on 13 attempts ... Tallied 37 runs scored, 33 runs batted in, 11 doubles, two home runs, and one triple ... 14 multi-hit games ... Nine games with multiple RBIs ... Reached base safely in 10 of the season's first 11 games ... Went 1-for-3 in his collegiate debut with a walk against Nebraska (Feb. 19) ... Drove in two runs and scored three in game two of the Nebraska series (Feb. 20) ... Put together a 3-for-4 day with two doubles and three RBIs in the series finale against Nebraska (Feb. 21) ... Drove in four runs against Coastal Carolina (Mar. 2) ... Went 3-for-4 with a double and two RBIs against Delaware (Mar. 25) ... Plated two runs with an eighth-inning double against UC Santa Barbara (Apr. 10) ... Back-to-back two-hit games against James Madison (Apr. 22-23) and at Towson (Apr. 29-30) ... Drove in two runs with an infield single at Towson (Apr. 29) ... Hit his first collegiate home run – a grand slam – against Northeastern (May. 14) as part of a season-high five RBIs ... Went 3-for-4 against William & Mary (May 26) in the CAA Tournament ... Drew a season-high three walks against UNCW (May 27) in the CAA Tournament.

Prep: Attended Northwestern High School in Rock Hill, S.C. ... Named 2015 South Carolina Mr. Baseball ... Named 2015 High School Sports Report Class AAAA Player of the Year ... Was a four-year starter under coach Mitch Walters ... Batted .476 with two home runs and 29 RBI ... Team advanced to the postseason all four years ... Helped lead Trojans to 110-23 record over four seasons ... As a junior, team advanced to Class AAAA title game ... Also played football, served as team's quarterback ... Was a 2014 South Carolina Mr. Football finalist ... Member of 2013 Class AAAA, Division II state championship team ... Set South Carolina career receptions record during junior season, previously held by A.J. Green (279) ... Finished career with 323 receptions.

Personal: Full name is Deangelo Dupree Hart ... Born on Nov. 7, 1996 ... Son of Terri Joseph and Dominic Hart ... Has one sister, Dominique.



9 | DANNY WONDRAK

JUNIOR | CATCHER | 6-0 | 230 | WALL, N.J.

2017 (Sophomore): Appeared in 40 games with 35 starts ... Batted .244 with six doubles, one triple, five home runs, and 28 RBIs ... Posted a .420 slugging percentage ... Helped the Cougars to a 15-6 win over Georgia (Feb. 19) with a three-run home run ... Launched a solo home run against Cincinnati (Feb. 25) ... Went 2-for-5 with two runs scored, three RBIs, and a home run at Georgia Southern (Mar. 1) ... Drove in two runs with two doubles against The Citadel (Mar. 5) ... Went 2-for-3 with three RBIs at North Florida (Apr. 5) ... Helped CofC to a 9-5 win over Charleston Southern with a two-run home run (May 16) ... Hit a solo home run at Delaware (May 19) ... Went 3-for-5 with three RBIs at Delaware (May 20).

2016 (Freshman): Appeared in 31 games with 17 starts ... Tallied 11 hits with one double, three home runs, and 11 RBIs in 59 at-bats ... Three multi-hit games ... Picked up his first collegiate hit against Charleston Southern (Mar. 16) ... Launched his first collegiate home run – a grand slam – against Delaware (Mar. 26) ... Back-to-back two-hit games against James Madison (Apr. 22-23) ... Went 2-for-5 with a three-run home run in game one of a doubleheader at Towson (Apr. 30) ... Hit a solo home run at UNCW (May 7).

Prep: Played four seasons at Wall High School in Wall, N.J. ... Member of three division championship teams (2012, 2013, 2014) ... Helped lead the Crimson Knights with a 83-31 combined record during four-year career ... Batted .432 with 33 RBI and school single-season record nine home runs as a senior ... Posted career .400 batting average with 13 home runs and 69 RBI ... Second in school history with 103 career hits and 13 career home runs ... Named all-state in 2015 ... Named first team all-conference in 2014 and 2015.

Personal: Full name is Mark Daniel Wondrack ... Born Oct. 9, 1996 ... Son of Amy and Mark Wondrack ... Has one sister, Lindsay.



10 | RILEY KNUDSEN

SENIOR | FIRST BASEMAN | 6-2 | 190 | CABOT, ARK.

2017 (Junior): Appeared in 27 games with 15 starts ... Batted .232 with two doubles, two home runs, and four RBIs ... Scored two runs and drove in another at Georgia (Feb. 18) ... Went 3-for-6 with a double at The Citadel (Mar. 4) ... Hit a solo home run at Nebraska (Mar. 18) ... Put together a 2-for-5 effort with a double and two runs scored at James Madison (Apr. 9) ... Launched a solo home run at Northeastern (Apr. 16).

Prior to CofC (Cowley County Community College): Batted .322 with 15 doubles, five home runs and 74 runs batted in two seasons at Cowley County Community College ... Recorded a walk-off hit in the 2016 Region 6 Championship ... Selected to the Jayhawk All-Star Game ... Batted .350 with 11 doubles and 38 RBIs as a freshman.

Prep: Attended Cabot High School in Cabot, Ark. ... Two-time all-state selection ... Heartland Classic and Xtra Innings participant ... Batted .460 with 30 doubles and a .980 fielding percentage.

Personal: Full name is Riley Allen Knudsen ... Born September 5, 1995 ... Son of Curtis and Jennifer Knudsen ... Has one sister, Delaney.



11 | ARI SECHOPOULOS

SOPHOMORE | FIRST BASEMAN | 6-4 | 230 | ONTARIO, CANADA

2017 (Freshman): Appeared in 48 games with 39 starts ... Batted .259 with eight doubles, one triple, five home runs, and 19 RBIs ... Posted a .983 fielding percentage with six errors in 343 attempts ... 11 multi-hit games ... Went 2-for-3 against UNCW (Mar. 31) ... Marked his first collegiate home run with a grand slam at North Florida (Apr. 5) ... Went 3-for-5 with a home run and three RBIs at James Madison (Apr. 8) ... Drove in two runs at James Madison (Apr. 9) ... Put together a 3-for-6 effort with two runs and a solo home run at Charleston Southern (Apr. 12) ... Went 2-for-4 with three runs scored, a home run, and three RBIs against Towson (Apr. 21) ... Strung together a season-high seven-game hitting streak (May 5-16) ... Posted a 3-for-4 effort against Arizona (May 13) ... Launched his fifth home run of the season – a solo shot – against Charleston Southern (May 16) ... Went 2-for-5 with a double against William & Mary (May 26) in the CAA Tournament.

Prep: Attended Vincent Massey Secondary School in Windsor, Ontario, Canada ... Two-time All-City selection ... Named to Team Ontario as a sophomore and junior ... Batted .421 with four home runs as a sophomore ... Posted three home runs and 24 RBIs as a senior.

Personal: Full name is Ari Sechopoulos ... Born May 2, 1998 ... Son of Panos Sechopoulos and Shelley Williams ... Has two brothers, Alex and George.



12 | JUSTIN BAKER

SENIOR | RIGHT-HANDED PITCHER | 6-2 | 200 | HUNTERSVILLE, N.C.

2017 (Junior): Appeared in 22 games out of the bullpen ... Posted a 1-1 record with one save and a 3.68 earned run average in 29 and one-third innings ... Struck out 20 batters and surrendered 10 walks ... Did not allow a run through his first eight and two-thirds innings of work ... Tossed two scoreless innings in the season-opening win at Georgia (Feb. 17) ... Struck out three in two shutout frames against Cincinnati (Feb. 26) ... Threw two and two-thirds scoreless innings against The Citadel (Mar. 5) ... Picked up his first save of the season with a shutout frame against Hofstra (Mar. 26) ... Tossed two scoreless innings at William & Mary (May 7) ... Struck out two in a shutout frame against Charleston Southern (May 16).

2016 (Sophomore): Appeared in 24 games out of the bullpen ... Posted a 3-3 record with three saves and a 5.73 earned run average in 33 innings ... Struck out 27 batters and surrendered 12 walks ... Picked up a save with one and two-thirds scoreless innings against Mercer (Mar. 11) ... Earned a save with two shutout innings against VCU (Mar. 20) ... Struck out four in two and two-thirds innings against Coastal Carolina (Mar. 22) ... Tallied his third save of the season against Delaware (Mar. 26) ... Tossed two and two-thirds scoreless frames with three strikeouts at Elon (Apr. 3) ... Three straight scoreless appearances against UC Santa Barbara (Apr. 9-10) and at Hofstra (Apr. 15) ... Tossed a shutout inning at Clemson (May 11).

Prior to CofC (Brunswick CC): Played two seasons for coach Robbie Allen at Brunswick Community College in Supply, N.C. ... Appeared in 17 games compiling a 3-2 record with five saves, 41 strikeouts and a 2.38 ERA in 53 innings as a freshman.

Prep: Attended Hough High School in Cornelius, N.C. ... Posted .465 batting average as well as 10-0 record with school-record 1.00 ERA on the mound as a senior.

Personal: Full name is Justin Alexander Baker ... Born June 13, 1996 ... Son of Rebekah Baker ... Has one brother, Hunter.



13 | GRIFFIN McLARTY

SOPHOMORE | RIGHT-HANDED PITCHER | 6-2 | 185 | BUCKNER, KY.

2017 (Freshman): Appeared in 19 games with four starts ... Posted a 0-3 record with a 6.16 earned run average ... Struck out 33 batters and surrendered 16 walks in 30 and two-thirds innings ... Retired both batters he faced with one strikeout in his collegiate debut at Georgia (Feb. 18) ... Tossed two shutout innings with two strikeouts against UNCW (Apr. 2) ... Did not allow a hit over a four and two-thirds innings stretch spanning five appearances (Apr. 21 – May 16) ... Struck out two in a scoreless frame against Charleston Southern (May 16) ... Spun three shutout innings with two hits and three strikeouts to keep the Cougars within striking distance against Northeastern (May 26) in the CAA Tournament.

Prep: Attended Oldham County High School in Buckner, Ky. ... PBR Ky. Player of the Year ... Named the 8th Region Player of the Year ... All-State and All-Louisville-Metro First Team Selection ... 29th District Player of the Year ... Posted an 11-0 record with 122 strikeouts and a 0.30 ERA as a senior, while batting .425 with six home runs and 49 RBIs.

Personal: Full name is Griffin David McLarty ... Born August 10, 1998 ... Son of Scott and Mary Beth McLarty ... Has one brother, Gavin, and one sister, Kate.



16 | AUSTIN GEORGE

SOPHOMORE | RIGHT-HANDED PITCHER | 6-4 | 210 | MOORESVILLE, N.C.

2017 (Freshman): Appeared in five games out of the bullpen ... Posted a 0-1 with a 4.70 earned run average ... Struck out six batters and walked two in seven and two-thirds innings ... Tossed one and two-thirds innings of work against Cincinnati (Feb. 25) in his collegiate debut ... Surrendered one run and struck out two in two innings of work at Georgia Southern (Mar. 1) ... Spun two and one-third shutout innings at The Citadel (Mar. 4) ... Struck out two in a scoreless frame against East Carolina (Mar. 7).

Prep: Attended Lake Norman High School in Mooresville, N.C. ... Member of Lake Norman team that finished third in the state in 2016.

Personal: Full name is Austin Christopher George ... Born August 30, 1997 ... Son of Chris and Katie George ... Has one sister, Emily.



18 | EVAN SISK

JUNIOR | LEFT-HANDED PITCHER | 6-2 | 210 | CHESTER, S.C.

Career Honors

- 2018 Preseason All-CAA Team
- 2017 All-CAA Second Team
- 2017 CAA Pitcher of the Week (3x)

2017 (Sophomore): Appeared in 15 games with 12 starts ... Posted a 5-2 record with a 3.72 earned run average in 75 innings of work ... Struck out 47 batters and walked 26 ... Tossed five shutout innings with six strikeouts to earn the win over Cincinnati (Feb. 26) in his season debut ... Allowed one run in four and one-third frames against The Citadel (Mar. 5) ...

Picked up his second win of the season with five one-run frames against Hofstra (Mar. 26) ... Tossed six and two-thirds shutout innings against UNCW (Apr. 1) to move to 3-0 for the season ... Earned his third straight win at James Madison (Apr. 8) after allowing three earned runs, and striking out three in eight and two-thirds innings ... Surrendered two runs and struck out seven in seven and one-third frames at Northeastern (Apr. 15) ... Moved to 5-0 on the season with seven shutout innings and seven strikeouts against Towson (Apr. 22).

2016 (Freshman): Appeared in 17 games with five starts ... Posted a 1-2 record with a 5.40 earned run average in 38 and one-thirds innings of work ... Struck out 37 batters and surrendered 20 walks ... Allowed one run or less in 10 appearances ... Tossed one and two-thirds scoreless innings in relief in game two of a doubleheader against Delaware (Mar. 26) ... Struck out the side in a scoreless inning of relief at Coastal Carolina (Apr. 20) ... Earned his first collegiate win against Northeastern (May 14), allowing two runs and striking out seven in five innings ... Surrendered one run on five hits in seven innings against William & Mary (May 20) ... Pitched a season-high eight innings with two runs allowed and five strikeouts against UNCW (May 27) in the CAA Tournament.

Prep: Played four seasons at Lewisville High School in Richburg, S.C. ... Named all-state as a sophomore, junior and senior ... Posted 0.97 ERA with 114 strikeouts as a senior ... Pitched a no-hitter against Great Falls High School, striking out 12 batters, in his final regular season home game as a senior ... Played against CofC teammate JK Love (Latta HS) in 2015 South Carolina Class A state title game; Latta won 6-4 ... Combined with two other pitchers to toss no-hitter against North Central High School as a senior; Sisk started the game and struck out five of the first nine batters in three innings of work ... Member of state championship basketball team as a sophomore.

Personal: Full name is Samuel Evan Sisk ... Born April 23, 1997 ... Son of Jean and James Sisk ... Has one brother, Dustin.



21 | KRIS KUHN

SOPHOMORE | RIGHT-HANDED PITCHER | 6-1 | 185 | SUMMERVILLE, S.C.

2017 (Freshman): Appeared in six games with two starts ... Posted a 1-2 record with an 8.38 earned run average ... Struck out nine and walked nine in nine and two-thirds innings ... Picked up the win in his first collegiate appearance, allowing one run on three hits in two and two-thirds innings at Georgia (Feb. 18) ... Tossed a scoreless frame in back-to-back appearances at Georgia Southern (Mar. 1) and The Citadel (Mar. 4).

Prep: Attended Pinewood Prep in Summerville, S.C. ... Two-time SCISA All-State and All-Region performer ... 2015 Region Player of the Year ... Golden Arm award at the Palmetto Games ... Recorded 194 strikeouts in 127 and two-thirds innings.

Personal: Full name is Kristopher Eric Kuhn ... Born November 11, 1997 ... Son of Edward and Brenda Kuhn ... Has one brother, Matt, and one sister, Megan ... His cousin, Buster Kuhn, played football at Oklahoma and won a national championship.



23 | LUKE STAGEBERG

REDSHIRT FRESHMAN | UTILITY | 6-0 | 170 | GREER, S.C.

2017 (Freshman): Did not play.

Prep: Attended Riverside High School in Greer, S.C. ... Three-time all-region selection ... Batted over .330 in each of his four seasons at Riverside, including a .361 mark as a freshman ... Hit a home run in his final home at-bat on senior night.

Personal: Full name is Luke Nathaniel Stageberg ... Born December 12, 1997 ... Son of Dan and Cindy Stageberg ... Has two brothers, Dean and Nate, and one sister, Abby ... Uncle, Rick, wrestled at Virginia Tech.



24 | CLAY HUNT

JUNIOR | RIGHT-HANDED PITCHER/INFIELDER | 5-10 | 200 | FORT MILL, S.C.

2017 (Sophomore): Appeared in 12 games in the field with six starts, and 15 on the mound with four starts ... Recorded four hits in 23 at-bats with a triple and four RBIs ... Allowed one unearned run and struck out two in one inning against Georgia Southern (Mar. 28) ... Held North Florida (Apr. 5) and James Madison (Apr. 8) scoreless over two total innings ... Struck out four in two innings of work to earn the win at Charleston Southern (Apr. 12) ... Tossed one shutout frame against Towson (Apr. 21) ... Made his first start of the season at Coastal Carolina (May 10), allowing one run and striking out three in three and two-thirds innings ... Held Charleston Southern (May 16) to one run over three and two-thirds frames.

2016 (Freshman): Appeared in 11 games with seven starts in the field ... Tallied three hits with one double, one home run, and four RBIs in 26 at-bats ... Made nine appearances out of the bullpen with an 0-1 record and an 8.44 earned run average ... Struck out nine and allowed three walks in 10 and two-thirds innings ... Drove in two runs with a double against Coastal Carolina (Mar. 22) ... Hit a solo home run at Towson (Apr. 30) ... Did not surrender a run in his first seven appearances ... Earned his first collegiate save in the Cougars' upset of No. 2 South Carolina (Mar. 29).

Prep: Attended Nation Ford High School in Fort Mill, S.C. ... Two-time all-state selection ... Batted .384 with eight home runs and 16 doubles as a senior ... Also played basketball.

Personal: Full name is Clay Jordan Hunt ... Born on June 27, 1997 ... Son of Stacy and Doug Hunt ... Has one sister, Ally.



25 | LUKE MORGAN

SENIOR | OUTFIELDER/INFIELDER | 6-2 | 185 | NEW LENOX, ILL.

2017 (Junior): Appeared in 28 games with 21 starts ... Batted .203 with three doubles and eight RBIs ... Drove in one with an RBI double at Georgia Southern (Mar. 1) ... Went 3-for-5 with two RBIs at The Citadel (Mar. 4) ... Posted a 3-for-6 effort with three runs scored, two doubles, and four RBIs at North Florida (Apr. 5).

Prior to CofC (Iowa Western Community College): Spent the 2016 season at Iowa Western CC in Council Bluffs, Iowa ... Hit .399 with 14 home runs ... Selected to the All-State and All-District Teams.

Prior to CofC (South Alabama): Spent the 2015 season at University of South Alabama.

Prep: Attended Lincoln-Way West High School in New Lenox, Ill. ... Selected to the 3A All-State First Team by the Illinois High School Baseball Coaches Association as an infielder his senior year ... Batted .452 with 10 doubles, 22 RBI and 26 runs scored while posting a .576 slugging percentage as a junior ... Earned four saves in 13 appearances on the mound ... Named to the Herald-News All-Area First Team as a junior ... Helped lead the Warriors to a regional championship as a sophomore ... Left Lincoln-Way West HS as the program's all-time leader in runs scored, RBI and batting average at the plate, as well as the school's career leader in strikeouts on the mound.

Personal: Full name is Lukas Eugene Morgan ... Born May 13, 1996 ... Son of Keith and Marsha Morgan ... Has one sister, Danielle ... Father, Keith, played football at Indiana ... Uncle, Bob, played football at Northern Illinois.



26 | CHRISTIAN SHIVER

SOPHOMORE | LEFT-HANDED PITCHER | 6-0 | 225 | MONROE, GA.

2017 (Freshman): Appeared in seven games out of the bullpen ... Struck out five and walked seven in six innings of work ... Recorded the final out in the season-opening win at Georgia (Feb. 17) ... Tossed a scoreless frame against East Carolina (Mar. 7) ... Did not allow a run in his final one and two-thirds innings of the season.

Prep: Attended George Walton Academy in Monroe, Ga. ... Three-time All-Region First Team selection ... Three-time All-County Cy Young Award recipient ... Georgia Dugout Club All-State honoree ... Recorded 21 wins, 168 strikeouts and a 2.51 ERA.

Personal: Full name is Richard Christian Shiver ... Born August 26, 1997 ... Son of Mitch and Karen Shiver ... Has one brother, Collin.



28 | NATHAN OCKER

JUNIOR | RIGHT-HANDED PITCHER | 6-0 | 190 | MIDDLETOWN, PA.

2017 (Sophomore): Appeared in 21 games with three starts ... Posted a 4-1 record with a 3.29 earned run average and four saves in 54 and two-thirds innings ... Struck out 63 batters and walked seven ... Earned his first save of the season with four strikeouts in one and two-thirds scoreless frames against Cincinnati (Feb. 24) ... Picked up two saves with five strikeouts in two perfect innings against The Citadel on Mar. 3 and 5 ... Held Hofstra (Mar. 24) to one run on three hits and struck out nine over six innings ... Struck out nine in six and two-thirds frames to pick up the win against UNCW (Mar. 31) ... Posted two scoreless innings in back-to-back outings against Coastal Carolina (Apr. 19) and Towson (Apr. 22) ... Pitched a perfect inning with three strikeouts at Clemson (Apr. 25) ... Earned his second win of the season against Elon (Apr. 29), allowing one run and striking out five in four and one-third frames ... Notched the win at Coastal Carolina (May 10) with three and two-thirds shutout innings ... Earned his fourth save with four scoreless frames against Elon (May 25) in the CAA Tournament.

2016 (Freshman): Made 20 appearances with four starts ... Posted a 4-1 record with a 4.25 earned run average in 42 and one-third innings ... Struck out 42 batters and surrendered 12 walks ... Allowed one run or less in 15 appearances ... Earned his first collegiate win with two and one-third scoreless innings at The Citadel (Mar. 6) ... Picked up his second win against Delaware (Mar. 26) ... Tossed two shutout innings in the Cougars' upset of No. 2 South Carolina (Mar. 29) ... Struck out four in two and two-thirds innings at Elon (Apr. 3) to earn his third win ... Earned his fourth win with two and two-thirds one-run innings at Clemson (May 11) ... Made the start against William & Mary (May 27) in the CAA Tournament, allowing two runs and striking out five in six innings.

Prep: Played four seasons at Middletown Area High School in Middletown, Pa. ... Named 2015 Mid-Penn Keystone Division All-Star first team ... Patriot News Big 15 selection ... Recorded 325 strikeouts during four-year career ... Recorded 111 strikeouts in each his junior and senior season ... Struck out 24 batters in a nine-inning game as a sophomore on April 25, 2013 ... Also played football ... Passed for 1,515 yards and 13 touchdowns in his career.

Personal: Full name is Nathan Keith Ocker ... Born Dec. 3, 1996 ... Son of Jodi and Keith Ocker ... Has one brother, Caleb.



29 | DRAKE FRIX

SOPHOMORE | CATCHER | 6-0 | 185 | PLAINVILLE, GA.

2017 (Freshman): Did not play.

Prep: Attended Darlington High School in Rome, Ga. as a junior, and Walton High School in Marietta, Ga. as a senior ... Member of 2016 state championship team at Walton ... Four-time All-State First Team selection ... Two-time All-State honoree ... Three-time All-Region performer.

Personal: Full name is Tristen Drake Frix ... Born December 16, 1996 ... Son of Chris and Rhonda Frix ... Has one brother, Tigger.



32 | JAKOB FRISHMUTH

SOPHOMORE | RIGHT-HANDED PITCHER | 6-3 | 180 | MYRTLE BEACH, S.C.

Career Honors

- 2017 All-CAA Rookie Team

2017 (Freshman): Appeared in 18 games with 10 starts ... Posted a 3-5 record with a 6.31 earned run average and one save ... Struck out 34 and walked 14 in 61 and one-third innings of work ... Made his collegiate debut at Georgia (Feb. 19), allowing one run in one inning ... Tossed a scoreless frame against The Citadel (Mar. 5) ... Earned his first collegiate save with two and one-third shutout innings against Kent State (Mar. 11) ... Picked up his first career win with three strikeouts in six and two-thirds scoreless frames against Hofstra (Mar. 25) ... Emerged from a 12-11 slugfest at James Madison (Apr. 9) with his

second career win ... Held Towson (Apr. 23) to one run over six innings to earn his third win of the season ... Limited Arizona (May 14) to one run in four innings of work.

Prep: Attended Carolina Forest HS in Myrtle Beach, S.C. ... Named the SunNews Toast of the Coast Player of the Year ... 4A All-State Team ... Posted a 3.50 ERA with 61 strikeouts in 59 innings as a senior ... Batted .333 with four home runs, seven doubles and 15 RBIs ... Named the 2015 SC Playoffs MVP with a 0.00 ERA.

Personal: Full name is Jakob Aaron Frishmuth ... Born January 7, 1998 ... Son of Steve Frishmuth and Anne Frost ... Has three brothers, Zach, Everett, and Oliver.



33 | CARTER LOVE

SENIOR | RIGHT-HANDED PITCHER | 6-6 | 225 | CHARLOTTE, N.C.

Career Honors

- 2018 Preseason All-CAA Team
- 2017 All-CAA Second Team
- 2017 CAA All-Academic Team
- 2017 CAA All-Tournament Team
- 2016 CAA Pitcher of the Week (Apr. 4)
- 2015 Louisville Slugger Freshman All-American
- 2015 CAA All-Rookie Team

2017 (Junior): Appeared in 26 games with four starts ... Posted a 3-4 record with a 3.39 earned run average and two saves ... Struck out 72 batters and walked 14 in 74 and one-third innings ... Marked his first career start by allowing one run on four hits and struck out three in four and one-third frames at Georgia (Feb. 18) ... Earned the win with four and two-thirds shutout innings against Kent State (Mar. 11) ... Opened that appearance with eight consecutive strikeouts to set a new program record ... Picked up the save with three strikeouts in two innings against UNCW (Mar. 31) ... Earned the win against UNCW (Apr. 2) with three punch-outs in two frames ... Recorded his second save of the season with three scoreless frames at James Madison (Apr. 9) ... Struck out three in two shutout innings against Coastal Carolina (Apr. 19) ... Punched out six batters in three scoreless frames against Elon (Apr. 30) ... Posted five strikeouts in four and two-thirds innings of work against Arizona (May 13) ... Earned the win over William & Mary (May 26) in the CAA Tournament, striking out eight and allowing one run over seven and two-thirds innings of relief.

2016 (Sophomore): Appeared in 23 games ... Recorded a 3-2 record with 10 saves and a 2.87 earned run average ... Struck out 34 batters and surrendered 17 walks in 37 and two-thirds innings ... Allowed one run or less in 18 appearances ... Picked up his first save of the season in a 2-1 win at Florida State (Feb. 26) ... Earned a save in four straight appearances against The Citadel (Mar. 5-6), Richmond (Mar. 8) and Mercer (Mar. 13) ... Notched his sixth save of the season against Coastal Carolina (Mar. 22) ... Allowed one run in three innings to earn the win in CofC's upset of No. 2 South Carolina (Mar. 29) ... Earned his second straight win with two and one-third shutout innings at Elon (Apr. 2) ... Picked up the save against James Madison (Apr. 23) ... Collected a save in three straight appearances against Northeastern (May 14), William & Mary (May 21), and Elon (May 25).

2015 (Freshman): Made 24 appearances as a freshman, second-most on the team ... Finished with 6-0 record with 1.98 ERA in 41.0 innings of work, struck out 33 batters while walking just four ... Held opponents to .238 batting average ... Recorded four saves, second-most on the team ... Made collegiate debut against USC Upstate (Mar. 11) ... Recorded first career save against Towson (Mar. 21) ... Did not allow an earned run over a 10-game stretch (Mar. 31 - Apr. 21), a streak which spanned 13 innings ... Struck out a career-high five batters against Georgia Southern (Apr. 7) in 1.2 innings of relief ... Pitched a career-high 5.1 innings in relief against UNCW (May 10) to earn the win ... Earned the win in a 7-6 decision over Auburn (May 29) in the NCAA Tallahassee Regional ... Picked up the save in a 3-2 win over Auburn (May 31).

Prep: Played two seasons at Ardrey Keel High School in Charlotte, N.C. ... Won conference championship as a junior and senior.

Personal: Full name is Carter McDonald Love ... Born November 27, 1995 ... Son of Susan and Michael Love ... Mother, Susan, played tennis at Appalachian State before playing professionally; she was inducted into the North Carolina Tennis Hall of Fame ... Has one brother, Chris.



34 | LOGAN McRAE

REDSHIRT JUNIOR | OUTFIELDER | 6-2 | 215 | FLORENCE, S.C.

Career Honors

- 2018 Collegiate Baseball Preseason All-America First Team
- 2018 CAA Preseason Player of the Year
- 2018 Preseason All-CAA Team
- 2017 ABCA Atlantic All-Region Second Team
- 2017 All-CAA First Team
- 2017 CAA All-Tournament Team
- CAA Player of the Week (Feb. 20, 2017)

2017 (Redshirt Sophomore): Appeared in 58 games with 56 starts ... Led the team and the CAA with 63 runs batted in ... His team-leading totals of 17 home runs and 130 total bases ranked second in the CAA ... Ranked 30th in the nation in home runs and 32nd in RBIs ... Batted .310 with 12 doubles and team-highs of 47 runs scored and a .602 slugging percentage ... Accounted for 30 of his 63 RBIs with two outs, while hitting .364 with the bases loaded ... 18 multi-hit games ... Led the Cougars with 14 multi-RBI games ... Opened the campaign with a 7-for-8 weekend that included six runs scored, two home runs, and nine RBIs at Georgia (Feb. 17-19) ... Added a grand slam as part of a 2-for-5 effort at Coastal Carolina (Feb. 22) ... Drove in five runs with two homers in back-to-back games against The Citadel (Mar. 3 & 4) ... Went 2-for-3 with a home run at Nebraska (Mar. 17) ... Launched a solo homer against Clemson (Mar. 21) ... Strung together a 12-game hitting streak (Mar. 26 - Apr. 15) ... Led the Cougars to an 8-7 win over UNCW (Mar. 31) with a season-high five RBIs - including a fourth-inning grand slam ... Homered in back-to-back games at Charleston Southern (Apr. 12) and Northeastern (Apr. 14) ... Drove in four runs against Towson (Apr. 21) ... Went 2-for-3 with a home run and four RBIs against Towson (Apr. 23) ... Helped the Cougars to a 6-5 win at Coastal Carolina (May 10) with a game-tying seventh-inning two-run home run ... Posted a 4-for-4 effort with two RBIs against Charleston Southern (May 16) ... Recorded his first career multi-home run game with a pair of two-run blasts against William & Mary (May 26) in the CAA Tournament, including a game-tying two-out bomb off the light pole in left.

2016 (Redshirt Freshman): Appeared in 26 games with 16 starts ... Tallied 14 hits with two doubles, one home run, and three RBIs in 68 at-bats ... Went 2-for-3 against Nebraska (Feb. 21) ... Posted two hits against Mercer (Mar. 11) ... Tallied two doubles with an RBI at Towson (Apr. 30) ... Drove in a run against Northeastern (May 15) ... Launched a solo home run against William & Mary (May 19).

2015 (Freshman): Did not play.

Prep: Played four seasons at West Florence High School in Florence, S.C. ... Named all-state as a senior ... Named all-region as junior and senior ... Batted .450 with five home runs as a senior ... Member of American Legion state championship team in 2014.

Personal: Full name is Logan DuBose McRae ... Born April 11, 1996 ... Son of Starla and Timbo McRae ... Has one brother, Dustin.



36 | WILL DETWILER

SENIOR | LEFT-HANDED PITCHER | 6-2 | 220 | CAMDEN, S.C.

2017 (Junior): Appeared in 20 games out of the bullpen ... Posted a 2-0 record with 16 strikeouts and eight walks in 26 innings of work ... Struck out three in one and two-thirds shutout innings against Georgia Southern (Mar. 28) ... Earned his first win of the season with two and one-third scoreless frames at North Florida (Apr. 5) ... Tossed three and one-third shutout innings at Northeastern (Apr. 14) ... Threw a perfect inning at William & Mary (May 5) ... Picked up the win against Charleston Southern (May 16).

2016 (Sophomore): Appeared in 28 games out of the bullpen ... Posted a 2-0 record with a 6.03 earned run average in 34 and one-third innings ... Struck out 23 batters and surrendered 20 walks ... Allowed one run or less in 20 appearances ... Surrendered one run and struck out four in two innings of work at Georgia Southern (Mar. 1) ... Earned the win against Mercer (Mar. 13) ... Picked up his second win with two shutout innings against VCU (Mar. 20) ... Struck out three and allowed one run in two and two-thirds innings during CofC's upset of No. 2 South Carolina (Mar. 29) ... Tossed two and one-third shutout innings at Clemson (May 11).

2015 (Freshman): Appeared in 20 games out of the bullpen ... Posted 1.95 ERA with 15 strikeouts in 27.2 innings ... Made collegiate debut against Indiana (Feb. 28) and recorded the final out of the game with a strikeout ... Did not allow a run in 10.1 consecutive innings over five appearances (Mar. 20 - Apr. 7) ... Pitched season-high 3.1 innings in relief against Georgia Southern (Apr. 7) ... Struck out three batters in two innings of work against Furman (Apr. 24).

Prep: Played four seasons at Heathwood Hall Episcopal School in Columbia, S.C. ... Pitched no-hitter against Cardinal Newman on senior night, struck out 12 batters in six innings, retired the final ten batters he faced including striking out the last seven ... Named conference player of the year as junior and senior ... Four-time all-conference selection ... Ranked No. 3 left-handed pitcher in South Carolina by Diamond Prospects ... Also played football.

Personal: Full name is William Sellars Detwiler ... Born Sep. 2, 1995 ... Son of Janet and Rick Detwiler.



38 | ZACH BANKS

SENIOR | LEFT-HANDED PITCHER | 5-10 | 185 | GREENVILLE, N.C.

2017 (Junior): Did not play.

Prior to CofC (Brunswick Community College): Played two seasons at Brunswick Community College in Supply, N.C. ... Made 17 appearances out of the bullpen last season ... Posted a 2-2 record with two saves and 21 strikeouts in 22 and one-third innings.

Prep: Attended South Central High School in Winterville, N.C. ... Advanced to the postseason in three consecutive seasons.

Personal: Full name is Zachary Thompson Banks ... Born September 9, 1995 ... Son of Christopher and Danielle Banks ... Has one sister, Kathryn.



40 | JOEY MUNDY

REDSHIRT JUNIOR | OUTFIELDER | 6-2 | 235 | HUNTINGTON, W.VA.

2017 (Redshirt Sophomore): Appeared in 56 games with 49 starts ... Batted .269 with eight doubles, three home runs, and 31 RBIs ... Team-high 10 hit-by-pitch ... Recorded four stolen bases on six attempts ... 14 multi-hit games ... Eight multi-RBI games ... Went 2-for-5 with a home run at Georgia (Feb. 19) ... Posted a 3-for-5 effort at Coastal Carolina (Feb. 22) ... Launched a two-run home run against Cincinnati (Feb. 24) ... Drove in two with a 2-for-4 day against Cincinnati (Feb. 26) ... Went 3-for-5 with three doubles and four RBIs against East Carolina (Mar. 8) ... Drove in two runs and scored two more with a 3-for-4 effort at James Madison (Apr. 9) ... Went 3-for-6 with four RBIs – including a three-run home run – at Charleston Southern (Apr. 12) ... Strung together a nine-game hitting streak (Apr. 21 – May 6) ... Posted a 3-for-4 day with two RBIs against Towson (Apr. 23) ... Drove in three runs with a 2-for-4 effort against Elon (Apr. 28) ... Went 3-for-4 with a double

and two RBIs at William & Mary (May 5) ... Put together a 2-for-3 day with an RBI at Delaware (May 20) ... Scored the winning run after leading off the 11th with a double against William & Mary (May 26) in the CAA Tournament.

Prior to CofC (Vanderbilt): Played two seasons at Vanderbilt University in Nashville, Tenn. ... Appeared in seven games during the 2015 season ... Part of the Commodores team that advanced to the 2015 College World Series.

Prep: Attended Huntington High School in Huntington, W.Va. ... Three-time All-State First Team selection ... Hit over .500 during both his junior and senior seasons.

Personal: Full name is Joseph Scott Mundy ... Born December 10, 1995 ... Son of Bill and Patsy Mundy ... Has one sister, Jamie Smith, who played basketball at Georgetown.



2018 NEWCOMERS





7 | K.J. BRYANT

REDSHIRT JUNIOR | OUTFIELDER | 5-11 | 185 | TAYLORS, S.C.

Prior to CofC (Clemson): Appeared in 65 games with 33 starts in two seasons ... Career .241 hitter with three doubles, a triple, two home runs, 10 RBIs, and 27 runs scored ... Graduated from Clemson in three years with a bachelor's degree in political science.

Prep: Attended Wade Hampton High School in Taylors, S.C. ... Received an All-America Second Team nod in addition to All-State honors ... Top-ranked outfielder and No. 2 overall prospect in South Carolina by Perfect Game ... Perfect Game's No. 24 outfielder in the nation.

Personal: Full name is Kevin Ramonde Bryant, Jr. ... Son of Kevin and Mitzi Bryant ... Has one sister, Kristina ... Father, Kevin, played basketball at Furman.



14 | BRIAN ROURKE

JUNIOR | RIGHT-HANDED PITCHER | 6-1 | 205 | GERMANTOWN, MD.

Prior to CofC (Frederick Community College): Posted a 10-1 record with a 1.80 earned run average and 97 strikeouts in 70 innings of work ... Allowed 44 hits and surrendered 25 walks.

Prep: Attended Northwest High School in Germantown, Md. ... Named All-District First Team ... Member of 2014 State Championship team.

Personal: Full name is Brian Rourke ... Born on December 13, 1995 ... Son of Kevin and Anita Rourke ... Has two sisters, Chloe and Sydney.



15 | JACK COLLINS

FRESHMAN | RIGHT-HANDED PITCHER | 6-2 | 195 | DECATUR, ALA.

Prep: Attended Decatur High School in Decatur, Ala. ... 2017 Rawlings-Perfect Game Honorable Mention All-American ... 2016 Underclass High Honorable Mention.

Personal: Full name is John Edward Collins, Jr. ... Born on December 29, 1998 ... Son of John and Peggy Collins ... Has one brother, Bill.



17 | TREY FIELDS

FRESHMAN | RIGHT-HANDED PITCHER | 5-11 | 185 | KINGSPORT, TENN.

Prep: Attended Sullivan South High School in Kingsport, Tenn. ... Four-time all-conference selection ... Three-time all-district honoree ... Two-time all-region selection ... Went 3-2 with a 2.31 earned run average as a senior ... Posted a 7-2 record with a 1.56 earned run average as a sophomore.

Personal: Full name is Dawson Trey Fields ... Born April 29, 1999 ... Son of Roger and Wendy Fields ... Has one brother, Chase Fields.



22 | CAMERON GARRETT

SENIOR | CATCHER | 5-11 | 185 | CHARLESTON, S.C.

Prior to CofC (Spartanburg Methodist College): Played the 2014 season at Spartanburg Methodist in Spartanburg, S.C. ... Helped SMC to a third-place finish at the NJCAA World Series ... Marked his first collegiate home run with a grand slam.

Prep: Attended Bishop England High School in Daniel Island, S.C. ... Two-time All-Region honoree ... Named to the All-State team in 2013 ... Posted a career .353 batting average with 10 home runs and 52 RBIs ... 93 percent caught stealing percentage ... Member of 2011 State Championship team.

Personal: Full name is Richard Cameron Garrett ... Born on June 20, 1995 ... Son of Tommy and Lee Ann Garrett ... Has one brother, Thomas, and one sister, Madison.



27 | ZACH WILLIAMS

FRESHMAN | LEFT-HANDED PITCHER/OUTFIELDER | 6-1 | 190 | MARIETTA, GA.

Prep: Attended Sprayberry High School in Marietta, Ga. ... Back-to-back all-star game selections as a junior and senior ... Named an all-region pitcher as a junior after posting a 6-1 record with a 0.75 earned run average and 65 strikeouts in 55 and two-thirds innings of work.

Personal: Full name is Zach Dante Williams ... Born on December 1, 1998 ... Son of Henry and Kelly Williams ... Father Henry Williams played football at Georgia.



30 | BRYSON WARD

FRESHMAN | OUTFIELDER | 5-10 | 165 | GAFFNEY, S.C.

Prep: Attended Gaffney High School in Gaffney, S.C. Three-time All-State and All-Region performer ... Region 3-5A Player of the Year as a junior ... Batted .484 with 17 stolen bases as a junior ... Posted a .375 batting average with 22 stolen bases as a senior.

Personal: Full name is Bryson William Ward ... Born on January 27, 1999 ... Son of Amy Ward ... Has one brother, Ryker, and one sister, Kenzie.



31 | PATCH DOOLEY

FRESHMAN | RIGHT-HANDED PITCHER | 5-10 | 155 | DEER PARK, N.Y.

Prep: Attended Half Hollow Hills High School in Deer Park, N.Y. ... Recognized as the League MVP ... Three-time All-League selection ... Named to All-State Second Team.

Personal: Full name is Patrick Francis Dooley ... Born on December 6, 1998 ... Son of John Dooley and Asia Lee ... Has one sister, Rebecca Dooley, and two brothers, Noah Dooley and John Dooley ... Brother John Dooley played baseball at LIU Brooklyn.



37 | AARON ADAMS

FRESHMAN | THIRD BASEMAN/OUTFIELDER | 6-1 | 195 | LEXINGTON, S.C.

Prep: Attended River Bluff High School in Lexington, S.C. ... Two time All-State Team... Three time All-Region Team ... Two time All-Region Team in basketball. Also holds the all time hits leader.

Personal: Full name Aaron Joseph Adams. Born on February 2, 1999 ... Son of Theresa and Shannon Adams ... Has one brother, Avery ... His dad played college baseball at Barry University in Miami.



39 | JUSTIN HENLE

JUNIOR | CATCHER | 5-10 | 200 | FORT STEWART, S.C.

Prior to CofC (Darton State College & Wallace State Community College): Spent the 2016 season at Darton State College in Albany, Ala., where he batted .275 with one home run and 15 RBIs in 39 games ... Played for Wallace State Community College in Hanceville, Ala. in 2017, batting .253 with one home run and 11 RBIs over the course of 39 games.

Prep: Attended Richmond Hill High School in Richmond Hill, Ga. ... Four-Time Best of Preps First Team honoree ... 2015 Georgia Dugout Club Player of the Year ... All-State Player of the Year in 2015 ... Batted .560 with two home runs, 20 doubles, and 40 RBIs as a senior ... Posted a .420 batting average with 15 doubles and 35 runs batted in as a junior.

Personal: Full name is Justin D. Henle ... Born on January 29, 1997 ... Son of Michael and Stacy Henle ... Has one brother, Braden.



2017 REVIEW



2017 RESULTS

Date	Opponent	Score	Inns	Overall	CAA	Pitcher of record	Attend	Time
Feb 17, 2017	at Georgia	w 9-3	9	1-0-0	0-0-0	Ober, B. (W 1-0)	2913	3:09
Feb 18, 2017	at Georgia	w 15-6	9	2-0-0	0-0-0	Kuhn, K. (W 1-0)	1944	3:20
Feb 19, 2017	at Georgia	L 8-9	9	2-1-0	0-0-0	McKinley, M. (L 0-1)	2366	2:57
Feb 22, 2017	at #18 Coastal Carolina	L 7-16	9	2-2-0	0-0-0	Kuhn, K. (L 1-1)	2019	3:32
Feb 24, 2017	CINCINNATI	w 4-3	9	3-2-0	0-0-0	Ober, B. (W 2-0)	903	2:46
Feb 25, 2017	CINCINNATI	L 4-5	9	3-3-0	0-0-0	Frishmuth, J (L 0-1)	814	2:46
Feb 26, 2017	CINCINNATI	w 5-3	9	4-3-0	0-0-0	Sisk, E. (W 1-0)	754	3:08
Mar 01, 2017	at Georgia Southern	L 7-14	9	4-4-0	0-0-0	McKinley, M. (L 0-2)	722	3:19
Mar 03, 2017	CITADEL	w 3-2	9	5-4-0	0-0-0	Ober, B. (W 3-0)	707	2:47
Mar 04, 2017	at Citadel	w 10-1	9	6-4-0	0-0-0	White, T. (W 1-0)	900	3:10
Mar 05, 2017	CITADEL	w 3-1	9	7-4-0	0-0-0	Baker, J. (W 1-0)	831	2:52
Mar 07, 2017	EAST CAROLINA	L 7-12	9	7-5-0	0-0-0	White, T. (L 1-1)	753	4:02
Mar 08, 2017	#18 EAST CAROLINA	L 12-15	9	7-6-0	0-0-0	George, A. (L 0-1)	551	4:04
Mar 10, 2017	KENT STATE	L 5-13	9	7-7-0	0-0-0	McLarty, G. (L 0-1)	533	3:13
Mar 11, 2017	KENT STATE	w 10-7	9	8-7-0	0-0-0	Love, C. (W 1-0)	612	3:11
Mar 12, 2017	KENT STATE	L 0-5	9	8-8-0	0-0-0	White, T. (L 1-2)	233	2:50
Mar 14, 2017	NORTH FLORIDA	L 2-11	9	8-9-0	0-0-0	Kuhn, K. (L 1-2)	0	3:40
Mar 17, 2017	at Nebraska	L 1-10	9	8-10-0	0-0-0	Frishmuth, J (L 0-2)	4585	2:26
Mar 18, 2017	at Nebraska	L 1-6	9	8-11-0	0-0-0	White, T. (L 1-3)	4795	2:41
Mar 19, 2017	at Nebraska	L 2-6	9	8-12-0	0-0-0	McLarty, G. (L 0-2)	5273	2:50
Mar 21, 2017	#6 CLEMSON	L 4-8	9	8-13-0	0-0-0	McKinley, M. (L 0-3)	1638	3:19
* Mar 24, 2017	HOFSTRA	L 1-2	9	8-14-0	0-1-0	Love, C. (L 1-1)	387	2:54
* Mar 25, 2017	HOFSTRA	w 12-1	9	9-14-0	1-1-0	Frishmuth, J (W 1-2)	468	3:08
* Mar 26, 2017	HOFSTRA	w 4-2	9	10-14-0	2-1-0	Sisk, E. (W 2-0)	387	2:55
Mar 28, 2017	GEORGIA SOUTHERN	L 4-8	9	10-15-0	2-1-0	McLarty, G. (L 0-3)	321	3:38
* Mar 31, 2017	UNC WILMINGTON	w 8-7	9	11-15-0	3-1-0	Ocker, N. (W 1-0)	438	3:10
* Apr 01, 2017	UNC WILMINGTON	w 2-0	9	12-15-0	4-1-0	Sisk, E. (W 3-0)	384	2:57
* Apr 02, 2017	UNC WILMINGTON	w 7-6	9	13-15-0	5-1-0	Love, C. (W 2-1)	407	3:46
Apr 05, 2017	at North Florida	w 20-3	9	14-15-0	5-1-0	Detwiler, W. (W 1-0)	202	2:57
* Apr 07, 2017	at James Madison	L 5-6	(12)	14-16-0	5-2-0	White, T. (L 1-4)	224	3:49
* Apr 08, 2017	at James Madison	w 8-4	9	15-16-0	6-2-0	Sisk, E. (W 4-0)	615	2:47
* Apr 09, 2017	at James Madison	w 12-11	9	16-16-0	7-2-0	Frishmuth, J (W 2-2)	634	3:48
Apr 12, 2017	at Charleston So.	w 13-5	9	17-16-0	7-2-0	Hunt, C. (W 1-0)	221	3:24
* Apr 14, 2017	at Northeastern	L 3-6	9	17-17-0	7-3-0	Ober, B. (L 3-1)	223	2:30
* Apr 15, 2017	at Northeastern	L 3-4	9	17-18-0	7-4-0	Ocker, N. (L 1-1)	243	2:37
* Apr 16, 2017	at Northeastern	L 3-6	9	17-19-0	7-5-0	Frishmuth, J (L 2-3)	217	2:19
Apr 19, 2017	COASTAL CAROLINA	L 5-8	9	17-20-0	7-5-0	McKinley, M. (L 0-4)	654	3:43
* Apr 21, 2017	TOWSON	w 16-3	9	18-20-0	8-5-0	Ober, B. (W 4-1)	387	3:08
* Apr 22, 2017	TOWSON	w 5-0	9	19-20-0	9-5-0	Sisk, E. (W 5-0)	405	2:24
* Apr 23, 2017	TOWSON	w 8-1	9	20-20-0	10-5-0	Frishmuth, J (W 3-3)	342	2:38
Apr 25, 2017	at #3 Clemson	L 2-7	9	20-21-0	10-5-0	White, T. (L 1-5)	4232	2:39
* Apr 28, 2017	ELON	w 11-2	9	21-21-0	11-5-0	Ober, B. (W 5-1)	411	3:08
* Apr 29, 2017	ELON	w 5-3	9	22-21-0	12-5-0	Ocker, N. (W 2-1)	457	2:55
* Apr 30, 2017	ELON	L 4-6	9	22-22-0	12-6-0	Baker, J. (L 1-1)	317	3:31
* May 05, 2017	at William & Mary	L 6-7	9	22-23-0	12-7-0	Love, C. (L 2-2)	311	3:30
* May 06, 2017	at William & Mary	L 4-6	9	22-24-0	12-8-0	Sisk, E. (L 5-1)	375	2:20
* May 07, 2017	at William & Mary	L 0-2	9	22-25-0	12-9-0	Frishmuth, J (L 3-4)	402	2:30
May 10, 2017	at #29 Coastal Carolina	w 6-5	9	23-25-0	12-9-0	Ocker, N. (W 3-1)	1578	3:51
May 12, 2017	#13 ARIZONA	w 3-1	9	24-25-0	12-9-0	Ober, B. (W 6-1)	653	2:47
May 13, 2017	#13 ARIZONA	L 3-4	9	24-26-0	12-9-0	Love, C. (L 2-3)	307	3:30
May 14, 2017	#13 ARIZONA	L 0-6	9	24-27-0	12-9-0	Frishmuth, J (L 3-5)	509	3:28
May 16, 2017	CHARLESTON SO.	w 9-5	9	25-27-0	12-9-0	Detwiler, W. (W 2-0)	373	3:25
* May 18, 2017	at Delaware	L 4-17	9	25-28-0	12-10-0	Ober, B. (L 6-2)	412	3:05
* May 19, 2017	at Delaware	L 1-6	9	25-29-0	12-11-0	Love, C. (L 2-4)	390	2:40
* May 20, 2017	at Delaware	w 11-7	9	26-29-0	13-11-0	Ocker, N. (W 4-1)	920	3:35
May 24, 2017	vs Delaware	L 0-9	9	26-30-0	13-11-0	Sisk, E. (L 5-2)	0	2:29
May 25, 2017	vs Elon	w 1-0	9	27-30-0	13-11-0	Ober, B. (W 7-2)	609	2:30
May 26, 2017	vs William & Mary	w 7-6	(11)	28-30-0	13-11-0	Love, C. (W 3-4)	817	3:25
May 26, 2017	vs Northeastern	L 5-8	9	28-31-0	13-11-0	Hunt, C. (L 1-1)	780	3:11

() extra inning game

2017 STATISTICS

Record: 28-31 Home: 17-13 Away: 9-16 Neutral: 2-2 CAA: 13-11

Player	avg	gp-gs	ab	r	h	2b	3b	hr	rbi	tb	slg%	bb	hp	so	gdp	ob%	sf	sh	sb-att	po	a	e	fld%
Richter, Tommy	.363	53-53	204	30	74	9	2	1	26	90	.441	24	6	32	5	.441	2	3	5-7	54	91	7	.954
McRae, Logan	.310	58-56	216	47	67	12	0	17	63	130	.602	36	4	46	10	.412	4	0	0-0	168	7	5	.972
Manzo, Luke	.300	56-55	210	37	63	4	1	1	18	72	.343	35	12	23	2	.423	3	4	11-15	99	151	6	.977
Roper, Eeven	.285	58-58	228	33	65	15	1	7	37	103	.452	25	4	47	4	.364	1	0	0-0	347	35	5	.987
Mundy, Joey	.269	56-49	193	28	52	8	0	3	31	69	.358	13	10	41	3	.347	0	1	4-6	75	3	3	.963
Sechopoulos, Ari	.259	48-39	139	22	36	8	1	5	19	61	.439	14	1	49	1	.327	2	1	0-0	311	26	6	.983
Dixon, Bradley	.251	58-56	207	32	52	14	1	1	27	71	.343	24	7	43	5	.344	3	4	5-7	141	8	5	.968
Wondrack, Danny	.244	40-35	131	24	32	6	1	5	28	55	.420	23	2	32	3	.363	1	0	0-0	89	8	2	.980
Hart, Dupree	.231	59-59	238	40	55	10	1	1	30	70	.294	34	1	33	2	.326	3	8	10-15	117	142	6	.977

Wall, Seth	.250	25-10	44	8	11	4	1	0	2	17	.386	9	0	17	1	.377	0	0	0-0	32	1	1	.971
Knudsen, Riley	.232	27-15	56	11	13	2	0	2	4	21	.375	12	1	14	2	.377	0	0	0-0	13	2	0	1.000
Morgan, Luke	.203	28-21	69	10	14	3	0	0	8	17	.246	5	2	21	2	.276	0	1	0-0	36	21	3	.950
Freeman, Xavier	.203	42-19	79	17	16	3	0	4	10	31	.392	9	2	33	0	.300	0	0	2-2	43	0	0	1.000
Hunt, Clay	.174	12-6	23	1	4	0	1	0	4	6	.261	1	0	8	0	.208	0	0	0-0	7	13	0	1.000
Totals	.272	59	2037	340	554	98	10	47	307	813	.399	264	52	439	40	.367	19	22	37-52	1559	581	56	.975
Opponents	.300	59	2061	346	618	115	6	62	323	931	.452	147	41	451	37	.354	28	32	56-75	1554	533	70	.968

LOB - Team (502), Opp (404). DPs turned - Team (47), Opp (48). TPs turned - Team (1). CI - Team (0), Opp (2). IBB - Team (5), McRae, L. 3, Sechopoulos 1, Roper, E. 1. Picked off - McRae, L. 2, Hart, D. 2, Dixon, B. 2, Manzo, L. 2, Freeman, X. 1.

(All games Sorted by Earned run avg)

Player	era	w-l	app	gs	cg	sho	sv	ip	h	r	er	bb	so	2b	3b	hr	b/avg	wp	hp	bk	sfa	sha
Love, Carter	3.39	3-4	26	4	0	0/0	2	74.1	66	30	28	14	72	8	0	8	.237	0	10	1	3	4
Sisk, Evan	3.72	5-2	15	12	0	0/2	0	75.0	74	34	31	26	47	13	0	5	.262	5	5	0	2	5
Frishmuth, Jakob	6.31	3-5	18	10	0	0/0	1	61.1	89	49	43	14	34	18	2	5	.350	4	3	2	4	3

Ocker, Nathan	3.29	4-1	21	3	0	0/2	4	54.2	44	21	20	7	63	10	0	7	.227	4	4	0	3	3
Baker, Justin	3.68	1-1	22	0	0	0/0	1	29.1	27	18	12	10	20	3	0	0	.241	6	3	1	1	3
Ober, Bailey	4.50	7-2	10	10	1	0/1	0	56.0	56	29	28	11	73	15	2	6	.259	2	2	0	1	2
George, Austin	4.70	0-1	5	0	0	0/0	0	7.2	10	4	4	2	6	1	0	2	.333	1	0	0	0	0
White, Tucker	5.94	1-5	16	5	0	0/1	1	36.1	47	24	24	12	35	8	0	7	.320	2	1	0	2	0
McLarty, Griffin	6.16	0-3	19	4	0	0/0	0	30.2	33	27	21	16	33	8	0	6	.282	1	3	0	5	1
Hunt, Clay	6.66	1-1	15	4	0	0/0	0	25.2	46	20	19	8	21	9	0	3	.400	4	0	0	3	3
Kuhn, Kris	8.38	1-2	6	2	0	0/0	0	9.2	11	11	9	9	9	1	0	0	.275	0	2	0	0	0
Rider, Trent	10.29	0-0	5	0	0	0/0	0	7.0	14	8	8	0	7	2	0	2	.424	0	0	0	1	1
Detwiler, Will	10.38	2-0	20	0	0	0/0	0	26.0	49	34	30	8	16	8	2	5	.422	0	4	0	3	5
McKinley, Max	11.25	0-4	10	5	0	0/0	0	20.0	42	28	25	3	10	9	0	6	.416	5	1	1	0	1
Shiver, Christian	12.00	0-0	7	0	0	0/0	0	6.0	10	9	8	7	5	2	0	0	.385	2	3	0	0	1
Totals	5.37	28-31	59	59	1	3/3	9	519.2	618	346	310	147	451	115	6	62	.300	36	41	5	28	32
Opponents	4.83	31-28	59	59	1	4/3	12	518.0	554	340	278	264	439	98	10	47	.272	55	52	6	19	22

PB - Team (8), Roper, E. 5, Wondrack, D. 3, Opp (13). Pickoffs - Team (17), Frishmuth, J 4, Roper, E. 4, Sisk, E. 3, Love, C. 2, White, T. 1, Ocker, N. 1, Hunt, C. 1, Ober, B. 1, Opp (9). SBA/ATT - Roper, E. (40-55), Wondrack, D. (15-16), Ocker, N. (7-12), Frishmuth, J (8-9), Love, C. (8-9), Sisk, E. (4-7), Detwiler, W. (3-6), White, T. (4-6), Baker, J. (6-6), Ober, B. (3-4), Hunt, C. (3-4), Kuhn, K. (3-3), Rider, T. (3-3), McLarty, G. (1-3), McKinley, M. (3-3).

2017 GAME HIGHS

TEAM BATTING GAME HIGHS

At bats:	50	at North Florida (Apr 05, 2017)
	50	at Charleston So. (Apr 12, 2017)
Runs scored:	20	at North Florida (Apr 05, 2017)
Hits:	22	at North Florida (Apr 05, 2017)
RBI:	17	at North Florida (Apr 05, 2017)
Doubles:	4	(6 games)
Triples:	2	at James Madison (Apr 08, 2017)
Home runs:	5	at Charleston So. (Apr 12, 2017)
Total bases:	34	at Charleston So. (Apr 12, 2017)
Walks:	12	vs Hofstra (Mar 25, 2017)
Strikeouts:	16	vs Citadel (Mar 03, 2017)
Sac hits:	2	(4 games)
Sac flies:	3	at North Florida (Apr 05, 2017)
Stolen bases:	6	vs Towson (Apr 21, 2017)
Hit by pitch:	4	at Georgia (Feb 18, 2017)
	4	vs North Florida (Mar 14, 2017)
	4	vs Towson (Apr 21, 2017)
Caught stealing:	2	vs Towson (Apr 23, 2017)
Runners LOB:	17	at Charleston So. (Apr 12, 2017)
Hit into DP:	3	at Nebraska (Mar 19, 2017)

TEAM FIELDING GAME HIGHS

Putouts:	33	at James Madison (Apr 07, 2017)
	33	vs William & Mary (May 26, 2017)
Assists:	17	at James Madison (Apr 08, 2017)
Errors:	5	at Coastal Carolina (Feb 22, 2017)
Passed balls:	1	(8 games)
DPs turned:	3	vs Hofstra (Mar 25, 2017)

TEAM PITCHING GAME HIGHS

Innings pitched:	11.0	at James Madison (Apr 07, 2017)
	11.0	vs William & Mary (May 26, 2017)
Runs allowed:	17	at Delaware (May 18, 2017)
Earned runs:	17	at Delaware (May 18, 2017)
Walks allowed:	8	vs Kent State (Mar 10, 2017)
Strikeouts:	15	vs Citadel (Mar 03, 2017)
Hits allowed:	23	at Delaware (May 18, 2017)
Doubles allowed:	5	at Nebraska (Mar 17, 2017)
Triples allowed:	2	at Delaware (May 18, 2017)
Homers allowed:	5	vs UNC Wilmington (Mar 31, 2017)
Wild pitches:	5	at James Madison (Apr 09, 2017)
Hit batters:	4	vs East Carolina (Mar 08, 2017)

INDIVIDUAL BATTING GAME HIGHS

At bats:	7	McRae, Logan at North Florida (Apr 05, 2017)
	7	Manzo, Luke at North Florida (Apr 05, 2017)
	7	Roper, Ereven at Charleston So. (Apr 12, 2017)
Runs scored:	4	Richter, Tommy at North Florida (Apr 05, 2017)
Hits:	5	Manzo, Luke at Citadel (Mar 04, 2017)
	5	Richter, Tommy at North Florida (Apr 05, 2017)
RBI:	5	McRae, Logan vs UNC Wilmington (Mar 31, 2017)
	5	Richter, Tommy at Delaware (May 20, 2017)
Doubles:	3	Mundy, Joey vs East Carolina (Mar 08, 2017)
Triples:	1	(10 games)
Home runs:	2	Roper, Ereven at Charleston So. (Apr 12, 2017)
	2	McRae, Logan vs William & Mary (May 26, 2017)
Total bases:	9	Roper, Ereven at Charleston So. (Apr 12, 2017)
Walks:	3	(4 games)
Strikeouts:	4	Richter, Tommy vs Hofstra (Mar 24, 2017)
Sac hits:	1	(22 games)
Sac flies:	1	(19 games)
Stolen bases:	2	(7 games)
Hit by pitch:	2	McRae, Logan vs Cincinnati (Feb 24, 2017)
	2	Manzo, Luke at William & Mary (May 05, 2017)
Caught stealing:	1	(15 games)
Runners LOB:	6	McRae, Logan at North Florida (Apr 05, 2017)
	6	Mundy, Joey at Coastal Carolina (May 10, 2017)

INDIVIDUAL FIELDING GAME HIGHS

Putouts:	14	Wondrack, Danny vs Kent State (Mar 11, 2017)
Assists:	9	Manzo, Luke at Northeastern (Apr 15, 2017)
Errors:	2	Wondrack, Danny at Coastal (Feb 22, 2017)
	2	Richter, Tommy at Northeastern (Apr 16, 2017)
Passed balls:	1	(8 games)

INDIVIDUAL PITCHING GAME HIGHS

Innings pitched:	9.0	Ober, Bailey vs Arizona (May 12, 2017)
Runs allowed:	8	(4 games)
Earned runs:	8	Frishmuth, Jakob at Nebraska (Mar 17, 2017)
	8	Frishmuth, Jakob at James Madison (Apr 09, 2017)
	8	Detwiler, Will at Delaware (May 18, 2017)
Walks allowed:	5	Sisk, Evan vs Arizona (May 13, 2017)
Strikeouts:	13	Ober, Bailey vs Arizona (May 12, 2017)
Hits allowed:	10	Ober, Bailey at Delaware (May 18, 2017)
Doubles allowed:	3	(5 games)
Triples allowed:	1	(6 games)
Homers allowed:	3	McKinley, Max vs Clemson (Mar 21, 2017)
	3	McLarty, Griffin vs Ga. Southern (Mar 28, 2017)
	3	Ocker, Nathan vs UNCW (Mar 31, 2017)
Wild pitches:	3	Frishmuth, Jakob at James Madison (Apr 09, 2017)
	3	Sisk, Evan vs Arizona (May 13, 2017)
Hit batters:	3	Love, Carter vs East Carolina (Mar 08, 2017)



2017 WIN-LOSS SUMMARY

Total.....	28-31
Conference	13-11
Non-Conf	15-20
Home.....	17-13
Away.....	9-16
Neutral.....	2-2
Day.....	20-21
Night.....	8-10
vs Left.....	11-10
vs Right	17-21
1-Run games.....	8-7
2-Run games.....	6-3
5+Run games.....	10-13
Extra inns.....	1-1
Shutouts	3-4
Scoring 0-2 runs	2-11
Scoring 3-5 runs	8-14
Scoring 6-9 runs	8-5
Scoring 10+ runs	10-1
Opponent 0-2 runs.....	11-2
Opponent 3-5 runs.....	10-4
Opponent 6-9 runs.....	6-17
Opponent 10+ runs.....	1-8
Scored in 1st inning	12-7
Scores first	22-8
Opp. scores first	6-23
After 6 leading.....	23-1
After 6 trailing.....	4-26
After 6 tied.....	1-4
After 7 leading.....	24-2
After 7 trailing.....	1-27
After 7 tied.....	3-2
After 8 leading.....	26-2
After 8 trailing.....	0-27
After 8 tied.....	2-2
Hit 0 home runs.....	9-18
Hit 1 home run	11-10
Hit 2+ home runs	8-3
Opponent 0 home runs.....	17-5
Opponent 1 home run	8-15
Opponent 2+ HRs	3-11
Made 0 errors.....	16-10
Made 1 error.....	9-8
Made 2+ errors	3-13
Opp. made 0 errors.....	8-15
Opp. made 1 error	6-8
Opp. made 2+ errors.....	14-8
Out-hit opponent	17-3
Out-hit by opponent	8-24
Hits are tied	3-4

SCORING SUMMARY

	1	2	3	4	5	6	7	8	9	EX	Total
CofC	35	38	44	53	51	30	36	36	16	1	340
Opponents	35	36	49	55	49	45	27	29	20	1	346

RECORD WHEN TEAM SCORES:

Runs	0	1	2	3	4	5	6	7	8	9	10+
W-L	0-4	1-4	1-3	3-4	2-6	3-4	1-1	2-3	3-1	2-0	10-1

RECORD WHEN OPPONENT SCORES:

Runs	0	1	2	3	4	5	6	7	8	9	10+
W-L	3-0	5-0	3-2	6-0	1-2	3-2	3-9	3-2	0-4	0-2	1-8

RECORD WHEN LEADING AFTER:

Inn.	1	2	3	4	5	6	7	8
W-L	12-4	16-6	20-6	22-4	25-3	23-1	24-2	26-2

RECORD WHEN TRAILING AFTER:

Inn.	1	2	3	4	5	6	7	8
W-L	4-9	5-13	4-21	2-24	2-25	4-26	1-27	0-27

RECORD WHEN TIED AFTER:

Inn.	1	2	3	4	5	6	7	8
W-L	12-18	7-12	4-4	4-3	1-3	1-4	3-2	2-2

GENERAL SUMMARY

Longest winning streak: 4
Longest losing streak: 7
Home attendance: 15,936 (30 dates avg = 531)
Away attendance: 38,922 (29 dates avg = 1342)
Total attendance: 54,858 (59 dates avg = 929)

2017 HITTING GAME-BY-GAME

Date	Opponent	ab	r	h	rbi	2b	3b	hr	tb	bb	ibb	sb	cs	hbp	sac	sf	gdp	k	po	a	e	lob	avg
Feb 17	at Georgia	40	9	12	6	1	1	0	15	6	0	0	0	0	0	0	0	9	27	13	1	11	.300
Feb 18	at Georgia	38	15	10	13	2	0	2	18	11	0	0	0	4	0	0	0	8	27	14	0	11	.282
Feb 19	at Georgia	38	8	14	8	4	0	2	24	2	0	0	0	0	0	1	0	11	24	13	0	6	.310
Feb 22	at Coastal Carolina	40	7	14	6	1	0	1	18	4	0	0	0	0	1	0	0	6	24	9	5	11	.321
Feb 24	CINCINNATI	28	4	7	4	2	0	1	12	3	0	1	1	2	0	0	2	3	27	9	0	5	.310
Feb 25	CINCINNATI	34	4	8	4	2	0	1	13	1	0	0	0	1	0	0	1	7	27	9	1	5	.298
Feb 26	CINCINNATI	31	5	12	5	2	1	0	16	7	0	2	1	2	2	0	2	10	27	7	1	13	.309
Mar 01	at Georgia Southern	38	7	11	7	3	0	1	17	5	0	0	0	1	0	0	0	9	24	7	1	10	.307
Mar 03	CITADEL	29	3	6	3	2	0	1	11	2	0	0	1	2	0	0	0	16	27	10	2	6	.297
Mar 04	at Citadel	45	10	17	9	3	0	1	23	4	0	0	0	1	0	0	2	10	27	9	1	13	.307
Mar 05	CITADEL	29	3	6	3	3	0	0	9	9	0	3	0	2	0	0	1	4	27	13	1	13	.300
Mar 07	EAST CAROLINA	35	7	9	5	4	0	0	13	6	0	0	0	1	1	0	2	8	27	4	2	9	.296
Mar 08	EAST CAROLINA	39	12	14	10	4	0	0	18	10	0	0	0	1	0	0	2	10	27	14	0	11	.302
Mar 10	KENT STATE	35	5	9	5	4	0	1	16	1	0	0	0	1	0	0	1	6	27	10	3	5	.299
Mar 11	KENT STATE	38	10	13	9	4	0	1	20	5	0	1	0	1	0	0	0	8	27	3	0	10	.302
Mar 12	KENT STATE	31	0	4	0	1	0	0	5	2	0	1	0	0	0	0	0	14	27	10	0	6	.292
Mar 14	NORTH FLORIDA	32	2	7	2	2	0	0	9	3	0	0	0	4	0	0	2	8	27	8	2	10	.288
Mar 17	at Nebraska	32	1	6	1	0	0	1	9	4	0	0	0	0	0	0	1	7	24	11	0	8	.283
Mar 18	at Nebraska	28	1	3	1	0	0	1	6	5	0	0	0	0	1	0	1	9	24	11	1	6	.276
Mar 19	at Nebraska	31	2	8	2	3	0	0	11	2	0	0	0	1	1	1	2	5	24	10	1	7	.275
Mar 21	CLEMSON	34	4	9	4	2	0	1	14	4	0	0	1	1	0	0	0	8	27	14	4	8	.274
*Mar 24	HOFSTRA	31	1	7	0	1	0	0	8	7	0	0	1	0	2	0	0	13	27	13	2	12	.272
*Mar 25	HOFSTRA	33	12	9	10	2	1	1	16	12	0	0	0	1	1	0	1	5	27	11	1	11	.272
*Mar 26	HOFSTRA	29	4	7	4	2	1	0	11	6	1	0	0	2	0	1	1	6	27	6	0	10	.271
Mar 28	GEORGIA SOUTHERN	36	4	12	3	0	0	0	12	6	0	0	0	0	0	1	1	8	27	10	0	12	.274
*Mar 31	UNC WILMINGTON	36	8	12	8	0	1	1	17	5	0	1	0	0	0	1	1	6	27	7	0	10	.276
*Apr 01	UNC WILMINGTON	25	2	5	1	2	0	0	7	5	0	0	1	1	2	0	2	3	27	8	0	8	.274
*Apr 02	UNC WILMINGTON	34	7	11	7	2	0	0	13	7	0	0	0	0	1	0	1	9	27	11	2	11	.276
Apr 05	at North Florida	50	20	22	17	2	1	1	29	4	0	0	0	1	0	3	0	8	27	10	0	11	.284
*Apr 07	at James Madison	42	5	7	4	3	0	0	10	6	0	0	1	0	0	0	1	12	33	8	0	7	.280
*Apr 08	at James Madison	40	8	12	8	2	2	2	24	4	0	0	0	1	0	0	0	10	27	17	1	10	.280
*Apr 09	at James Madison	40	12	15	12	3	1	0	20	8	0	4	0	2	1	1	1	6	27	12	0	13	.284
Apr 12	at Charleston So.	50	13	18	12	1	0	5	34	6	0	4	0	1	0	0	0	4	27	10	0	17	.287
*Apr 14	at Northeastern	33	3	7	3	1	0	1	11	1	0	0	0	2	0	0	1	9	24	5	1	6	.285
*Apr 15	at Northeastern	33	3	10	3	0	1	0	12	5	0	0	0	0	0	1	2	10	26	13	1	9	.285
*Apr 16	at Northeastern	29	3	4	3	0	0	2	10	5	0	0	1	1	0	0	1	7	24	14	2	5	.282
Apr 19	COASTAL CAROLINA	33	5	5	4	1	0	0	6	6	0	0	0	0	0	1	0	11	27	9	2	8	.279
*Apr 21	TOWSON	38	16	16	16	1	0	3	26	7	0	6	0	4	0	1	0	3	27	7	0	10	.283
*Apr 22	TOWSON	30	5	8	4	2	0	1	13	0	0	1	0	0	0	1	0	3	27	10	2	2	.282
*Apr 23	TOWSON	33	8	13	8	0	0	2	19	6	0	0	2	1	1	0	1	7	27	13	0	9	.285
Apr 25	at Clemson	34	2	8	1	1	0	0	9	1	0	0	0	0	0	0	1	7	24	12	2	6	.284
*Apr 28	ELON	38	11	13	10	4	0	1	20	3	0	0	0	0	0	0	1	7	27	7	0	6	.285
*Apr 29	ELON	30	5	7	4	0	0	2	13	3	0	5	0	0	0	1	0	6	27	6	0	5	.284
*Apr 30	ELON	36	4	10	4	0	0	0	10	3	0	3	0	0	1	1	0	9	27	11	2	10	.284
*May 05	at William & Mary	33	6	9	6	2	0	0	11	5	0	0	1	2	0	0	0	6	24	7	0	7	.284
*May 06	at William & Mary	35	4	9	3	1	0	0	10	1	0	1	0	1	0	1	0	5	24	12	0	7	.283
*May 07	at William & Mary	30	0	3	0	0	0	0	3	3	0	0	0	0	0	0	2	3	24	10	2	6	.280
May 10	at Coastal Carolina	36	6	12	5	1	0	1	16	5	0	2	1	0	1	0	0	11	27	9	1	9	.281
May 12	ARIZONA	30	3	9	2	2	0	0	11	2	0	0	1	2	1	0	1	5	27	5	0	8	.281
May 13	ARIZONA	31	3	7	2	0	0	0	7	4	2	0	0	0	2	1	0	10	27	12	0	8	.280
May 14	ARIZONA	31	0	7	0	1	0	0	8	3	0	0	1	2	1	0	1	5	27	10	1	10	.279
May 16	CHARLESTON SO.	36	9	12	8	3	0	2	21	3	0	1	0	0	0	0	0	7	27	9	1	6	.281
*May 18	at Delaware	35	4	9	4	2	0	2	17	7	0	0	0	0	0	0	0	6	24	9	0	11	.280
*May 19	at Delaware	33	1	7	1	1	0	1	11	1	0	0	1	0	0	0	0	9	24	13	2	6	.279
*May 20	at Delaware	41	11	14	11	2	0	1	19	6	2	0	0	0	0	0	0	3	27	5	0	9	.280
May 24	vs Delaware	29	0	2	0	0	0	0	2	1	0	0	0	0	0	0	0	5	24	16	1	3	.277
May 25	vs Elon	24	1	0	1	0	0	0	0	3	0	0	0	2	1	0	0	5	27	8	0	5	.274
May 26	vs William & Mary	40	7	11	7	3	0	2	20	4	0	0	0	0	1	2	1	9	33	12	1	7	.274
May 26	vs Northeastern	35	5	6	4	1	0	1	10	4	0	1	0	1	0	0	0	5	27	6	3	8	.272
Totals		2037	340	554	307	98	10	47	813	264	5	37	15	52	22	19	40	439	1559	581	56	502	.272



2017 PITCHING GAME-BY-GAME

Date	Opponent	ip	h	r	er	bb	so	2b	3b	hr	wp	bk	hbp	dp	ibb	score	w-l	sv	era
Feb 17	at Georgia	9.0	7	3	2	3	8	2	0	0	1	0	1	1	0	9-3	1-0	0	2.00
Feb 18	at Georgia	9.0	12	6	6	0	6	2	0	3	0	0	0	1	0	15-6	2-0	0	4.00
Feb 19	at Georgia	8.0	14	9	9	2	3	4	0	1	0	0	0	1	0	8-9	2-1	0	5.88
Feb 22	at Coastal Carolina	8.0	10	16	14	5	9	1	0	2	0	0	2	0	0	7-16	2-2	0	8.21
Feb 24	CINCINNATI	9.0	12	3	3	2	11	2	1	1	0	0	0	0	0	4-3	3-2	1	7.12
Feb 25	CINCINNATI	9.0	9	5	3	1	8	3	0	2	0	0	1	0	0	4-5	3-3	1	6.40
Feb 26	CINCINNATI	9.0	9	3	3	2	12	3	0	0	1	0	2	0	0	5-3	4-3	1	5.90
Mar 01	at Georgia Southern	8.0	19	14	13	4	9	3	1	1	1	1	1	1	0	7-14	4-4	1	6.91
Mar 03	CITADEL	9.0	6	2	2	0	15	1	1	0	1	0	0	1	0	3-2	5-4	2	6.35
Mar 04	at Citadel	9.0	6	1	0	2	8	1	0	0	0	0	2	2	0	10-1	6-4	2	5.69
Mar 05	CITADEL	9.0	6	1	1	1	5	1	0	0	0	0	0	2	0	3-1	7-4	3	5.25
Mar 07	EAST CAROLINA	9.0	15	12	11	3	11	3	0	3	1	0	1	0	0	7-12	7-5	3	5.74
Mar 08	EAST CAROLINA	9.0	17	15	15	4	5	1	1	4	0	1	4	2	0	12-15	7-6	3	6.47
Mar 10	KENT STATE	9.0	18	13	7	8	4	2	0	1	0	0	1	2	0	5-13	7-7	3	6.51
Mar 11	KENT STATE	9.0	12	7	6	2	14	2	0	1	1	0	1	1	0	10-7	8-7	4	6.48
Mar 12	KENT STATE	9.0	14	5	5	1	6	4	0	1	1	0	0	0	0	0-5	8-8	4	6.38
Mar 14	NORTH FLORIDA	9.0	16	11	10	6	6	1	0	2	2	0	0	0	0	2-11	8-9	4	6.60
Mar 17	at Nebraska	8.0	13	10	10	1	8	5	0	1	1	0	0	0	0	1-10	8-10	4	6.84
Mar 18	at Nebraska	8.0	10	6	5	3	2	1	0	1	0	0	2	2	0	1-6	8-11	4	6.78
Mar 19	at Nebraska	8.0	6	6	5	6	1	1	0	0	1	0	0	2	0	2-6	8-12	4	6.72
Mar 21	CLEMSON	9.0	9	8	7	2	5	1	0	4	2	0	2	2	0	4-8	8-13	4	6.74
*Mar 24	HOFSTRA	9.0	6	2	2	0	11	0	0	1	0	0	0	0	0	1-2	8-14	4	6.52
*Mar 25	HOFSTRA	9.0	10	1	1	3	10	1	0	0	0	0	0	3	0	12-1	9-14	4	6.27
*Mar 26	HOFSTRA	9.0	9	2	2	5	7	2	0	1	0	0	0	0	0	4-2	10-14	5	6.09
Mar 28	GEORGIA SOUTHERN	9.0	14	8	7	1	12	4	0	3	0	0	0	1	0	4-8	10-15	5	6.12
*Mar 31	UNC WILMINGTON	9.0	9	7	7	1	13	0	0	5	0	0	1	0	0	8-7	11-15	6	6.16
*Apr 01	UNC WILMINGTON	9.0	6	0	0	6	8	1	0	0	0	0	0	1	0	2-0	12-15	7	5.92
*Apr 02	UNC WILMINGTON	9.0	7	6	3	5	9	3	0	0	0	0	2	1	0	7-6	13-15	7	5.82
Apr 05	at North Florida	9.0	12	3	3	0	5	1	0	2	0	0	0	1	0	20-3	14-15	7	5.72
*Apr 07	at James Madison	11.0	14	6	6	0	10	3	0	2	1	0	0	1	0	5-6	14-16	7	5.68
*Apr 08	at James Madison	9.0	10	4	3	1	4	0	0	0	0	0	0	2	0	8-4	15-16	7	5.60
*Apr 09	at James Madison	9.0	12	11	11	5	5	1	0	1	5	0	3	2	0	12-11	16-16	8	5.77
Apr 12	at Charleston So.	9.0	13	5	5	2	9	3	0	1	3	0	0	1	0	13-5	17-16	8	5.74
*Apr 14	at Northeastern	8.0	11	6	6	1	9	3	0	1	1	0	1	0	0	3-6	17-17	8	5.77
*Apr 15	at Northeastern	8.2	12	4	4	0	9	2	0	2	0	0	0	1	0	3-4	17-18	8	5.73
*Apr 16	at Northeastern	8.0	13	6	6	1	7	2	0	1	0	0	1	1	0	3-6	17-19	8	5.75
Apr 19	COASTAL CAROLINA	9.0	13	8	6	3	6	2	0	1	2	0	0	0	0	5-8	17-20	8	5.76
*Apr 21	TOWSON	9.0	5	3	3	4	11	2	0	0	0	0	0	0	0	16-3	18-20	8	5.68
*Apr 22	TOWSON	9.0	3	0	0	0	10	2	0	0	0	0	0	0	0	5-0	19-20	8	5.54
*Apr 23	TOWSON	9.0	6	1	1	1	3	0	0	1	0	0	0	2	0	8-1	20-20	8	5.42
Apr 25	at Clemson	8.0	12	7	7	2	3	4	0	1	0	0	1	2	0	2-7	20-21	8	5.47
*Apr 28	ELON	9.0	4	2	2	2	7	0	0	0	1	0	2	2	0	11-2	21-21	8	5.39
*Apr 29	ELON	9.0	7	3	3	4	7	3	0	1	0	0	1	0	0	5-3	22-21	8	5.33
*Apr 30	ELON	9.0	11	6	6	1	11	2	0	0	0	2	1	0	0	4-6	22-22	8	5.35
*May 05	at William & Mary	8.0	11	7	7	3	7	2	0	2	0	0	1	1	0	6-7	22-23	8	5.40
*May 06	at William & Mary	8.0	9	6	6	1	4	2	0	1	0	0	1	0	0	4-6	22-24	8	5.43
*May 07	at William & Mary	8.0	7	2	2	0	3	1	0	1	0	0	0	1	0	0-2	22-25	8	5.37
May 10	at Coastal Carolina	9.0	10	5	2	4	7	1	0	0	0	0	1	0	0	6-5	23-25	8	5.29
May 12	ARIZONA	9.0	2	1	1	1	13	1	0	1	0	0	0	1	0	3-1	24-25	8	5.20
May 13	ARIZONA	9.0	7	4	4	6	9	1	0	0	3	0	1	0	0	3-4	24-26	8	5.18
May 14	ARIZONA	9.0	10	6	5	0	6	1	0	0	0	0	1	0	0	0-6	24-27	8	5.18
May 16	CHARLESTON SO.	9.0	8	5	4	4	8	2	0	0	2	0	0	0	0	9-5	25-27	8	5.15
*May 18	at Delaware	8.0	23	17	17	2	11	4	2	3	0	0	1	0	0	4-17	25-28	8	5.39
*May 19	at Delaware	8.0	9	6	5	3	3	3	0	1	0	0	0	1	0	1-6	25-29	8	5.40
*May 20	at Delaware	9.0	16	7	7	3	3	4	0	0	2	0	1	0	0	11-7	26-29	8	5.43
May 24	vs Delaware	8.0	12	9	6	5	4	3	0	0	1	0	0	1	0	0-9	26-30	8	5.45
May 25	vs Elon	9.0	7	0	0	2	9	1	0	0	0	0	0	0	0	1-0	27-30	9	5.35
May 26	vs William & Mary	11.0	16	6	6	2	11	1	0	0	0	1	1	1	0	7-6	28-30	9	5.34
May 26	vs Northeastern	9.0	12	8	7	5	11	3	0	1	2	0	0	0	0	5-8	28-31	9	5.37
Totals		519.2	618	346	310	147	451	115	6	62	36	5	41	47	0	340-346	28-31	9	5.37



HISTORY & RECORDS





ALL-CONFERENCE AWARDS

COLONIAL ATHLETICS ASSOCIATION

2017
 Logan McRae First Team
 Tommy Richter First Team
 Evan Sisk Second Team
 Carter Love Second Team
 Academic Team
 Jakob Frishmuth Rookie Team

2016
 Bailey Ober Second Team
 Dupree Hart Rookie Team
 Alex Pastorius Academic Team

2015
 Monte Lee Coach of the Year
 Blake Butler Player of the Year
 Defensive Player of the Year
 First Team
 Taylor Clarke Pitcher of the Year
 First Team
 Academic Team
 Carl Wise First Team
 Brandon Glazer First Team
 Nick Pappas Second Team
 Alex Pastorius Second Team
 Bradley Jones Second Team
 Carter Love Second Team
 Rookie Team
 Ereven Roper Third Team
 Ryan Brown Rookie Team

2014
 Bailey Ober Rookie of the Year
 First Team
 Freshman Team
 Gunnar Heidt First Team
 Taylor Clarke Second Team
 Carl Wise Second Team
 Ryan Welke Second Team
 Michael Hanzlik Second Team
 Tyler Thornton Freshman Team
 Nick Pappas Freshman Team

SOUTHERN CONFERENCE

2013
 Brandon Murray Second Team (Coaches/Media)
 Blake Butler Second Team (Coaches/Media)
 Carl Wise Freshman Team
 Blake Butler Freshman Team
 Nathan Helvey Freshman Team

2012
 Marty Gantt Player of the Year (Coaches/Media)
 First Team (Coaches/Media)
 Christian Powell Pitcher of the Year (Coaches)
 First Team (Coaches/Media)
 Bradley Goodson Second Team (Coaches/Media)
 Brandon Murray Second Team (Coaches)
 Matt Pegler Second Team (Media)
 Kyle Owings Second Team (Media)
 Rob Harding Second Team (Media)

2011

Daniel Aldrich Freshman of the Year (Coaches/Media)
 First Team (Media and Coaches)
 Freshman Team (Coaches)
 Josh Renfro First Team (Media and Coaches)
 Matt Leeds First Team (Media and Coaches)
 Rob Kral First Team (Media)/Second Team (Coaches)
 Christian Powell Second Team (Media and Coaches)

2010
 Matt Leeds Player of the Year (Coaches/Media)
 First Team (Media and Coaches)
 Cole Rakar First Team (Media Coaches)
 Jose Rodriguez First Team (Media Coaches)
 Rob Kral First Team (Media)/Second Team (Coaches)
 Kevin Decker Second Team (Media and Coaches)
 Greg Blake Second Team (Media and Coaches)
 Christian Powell Freshman Team (Coaches)

2009
 Joey Bergman Player of the Year (Coaches/Co-PotY Media)
 First Team (Media and Coaches)
 Brandon Sizemore First Team (Media and Coaches)
 Matt Mansilla First Team (Media)/Second Team (Coaches)
 Ryan Daniels First Team (Media and Coaches)
 Jesse Simpson Second Team (Media and Coaches)
 Joash Brodin Second Team (Media and Coaches)
 Clay McCord Second Team (Media and Coaches)
 David Peterson Freshman Team (Coaches)

2008
 Jeremie Tice First Team (Media and Coaches)
 Player of the Year (Coaches)
 Michael Harrington First Team (Media and Coaches)
 Brandon Sizemore First Team (Media and Coaches)
 Mike Hentz Second Team (Media)
 Gabe Marchant Second Team (Media and Coaches)

2007
 John Pawlowski Coach of the Year (Coaches)
 Oliver Marmol First Team (Media and Coaches)
 Michael Harrington First Team (Media and Coaches)
 Nick Chigges First Team (Media and Coaches)
 Pitcher of the Year (Media and Coaches)
 Alex Garabedian Second Team (Media and Coaches)
 Chris Campbell Second Team (Media and Coaches)
 Ben Lasater Second Team (Media and Coaches)
 Graham Maiden Second Team (Coaches)

2006
 Nick Chigges First Team (Media and Coaches)
 Pitcher of the Year (Media and Coaches)
 Josh McLaughlin First Team (Media and Coaches)
 Chris Campbell Second Team (Media and Coaches)
 Philip Coker Second Team (Media and Coaches)
 Jess Easterling Second Team (Media and Coaches)
 Danny Meszaros Second Team (Media and Coaches)

2005
 John Pawlowski SoCon Coach of the Year (Media and Coaches)
 Brett Harker First Team (Media and Coaches)
 Pitcher of the Year (Coaches)
 Brett Anderson First Team (Media and Coaches)
 Chris Campbell First Team (Media and Coaches)
 Phillip Coker Second Team (Media and Coaches)
 Brett Gardner First Team (Media and Coaches)
 Danny Gemma First Team (Media)/Second Team (Coaches)
 Reid Price Second Team (Media)
 D.J. Wabick First Team (Media and Coaches)

2004

ALL-CONFERENCE AWARDS (CONT.)

John Pawlowski..... SoCon Coach of the Year (Media and Coaches)
 Brett Anderson..... Second Team (Media and Coaches)
 Byron Barber..... First Team (Media and Coaches)
 Baton Rouge Regional All-Tournament Team
 Chris Campbell..... Second Team (Media and Coaches)
 Freshman of the Year (Coaches)
 Baton Rouge Regional All-Tournament Team
 Phillip Coker..... Second Team (Coaches)
 Jess Easterling..... First Team (Media and Coaches)
 Brett Gardner..... First Team (Media and Coaches)
 Brett Harker..... First Team (Media and Coaches)
 Ryan Johnson..... First Team (Media and Coaches)
 Pitcher of the Year (Coaches), Co-Pitcher of the Year (Media)
 Matt Kirkpatrick..... Second Team (Media)
 Reid Price..... Second Team (Media)

2003
 Matt Lauderdale..... First Team
 Lee Curtis..... First Team, All-Tournament
 Player of the Year (SCSMA)
 Brett Spivey..... Second Team

2002
 Ryan Johnson..... First Team
 Matt Lauderdale..... First Team, All-Tournament
 Lee Curtis..... First Team, All-Tournament
 Player of the Year (SCSMA)
 Brett Spivey..... First Team
 Jack Arroyo..... All-Tournament
 Brett Anderson..... All Tournament

2000
 Josh Edgeworth..... All-Tournament

1999

Ronny Marmol..... First Team, All-Tournament
 Lucas Hocker..... First Team
 Billy Colome..... First Team
 Brett Davey..... Second Team
 Travis Howell..... Second Team
 Joey Foxhall..... Second Team
 Josh Edgeworth..... All-Tournament

TRANS AMERICA ATHLETIC CONFERENCE

1998
 Joey Foxhall..... Preseason and First Team
 Billy Colome..... Second Team

1997
 Brian Batson..... Preseason and First Team

1996
 Brian Batson..... Preseason and First Team

1995
 Sam Moore..... Second Team

1994
 Sam Moore..... First Team
 Shawn Lopez..... Second Team
 Chris Terry..... Second Team

1993
 Brandon Allen..... First Team
 Scott Moulder..... Second Team
 Hunter Cox..... All-Newcomer Team

1992
 Sam Moore..... Second Team



ALL-AMERICA AWARDS (BY AWARD)

ACADEMIC ALL-AMERICAN OF THE YEAR

2006	Phillip Coker	Academic All-Americans
2011	First Team	Matt Leeds
2006	First Team	Phillip Coker
2005	First Team	Phillip Coker
	First Team	Brett Anderson
2004	Second Team	Phillip Coker
	Third Team	Brett Anderson
1999	First Team	Joey Foxhall
	Second Team	Travis Howell
1998	Second Team	Joey Foxhall
1997	Third Team	Joey Foxhall

ACADEMIC ALL-DISTRICT TEAM

2011	Matt Leeds
2010	Matt Leeds
2005	Phillip Coker
	Brett Anderson
	Ryan Edell
2004	Phillip Coker, Brett Anderson
1999	Joey Foxhall
	Travis Howell
	Monte Lee
1998	Joey Foxhall
1997	Joey Foxhall

AMERICAN BASEBALL COACHES ASSOCIATION (ABCA)

2012	Second Team	Marty Gantt (OF)
2011	Third Team	Daniel Aldrich (OF)
2010	Third Team	Matt Leeds (3B)
2009	Third Team	Joey Bergman (2B)
2005	First Team	Chris Campbell (2B)

ALL-ATLANTIC REGION TEAM (ABCA)

2015	First Team	Blake Butler (2B)
	First Team	Taylor Clarke (RHP)
	Second Team	Nick Pappas (1B)
	Second Team	Carl Wise (3B)
	Second Team	Brandon Glazer (RHP)
2014	Second Team	Bailey Ober (RHP)
2012	First Team	Marty Gantt (OF)
	Second Team	Christian Powell (RHP)
2011	First Team	Daniel Aldrich (OF)
	Second Team	Matt Leeds (3B)
2010	First Team	Matt Leeds (3B)
2009	Second Team	Brandon Sizemore (2B)
	First Team	Joey Bergman (2B)
2008	Second Team	Jeremie Tice (3B)
2007	First Team	Nick Chiggas (RHP)
	First Team	Michael Harrington (RF)
	Second Team	Ben Lasater (3B)
2006	First Team	Nick Chiggas (RHP)
2005	First Team	Chris Campbell (2B)
2002	Second Team	Brett Spivey (OF)

BASEBALL AMERICA ALL-AMERICA

2015	Second Team	Taylor Clarke (RHP)
------	-------------	---------------------

BASEBALL AMERICA FRESHMAN ALL-AMERICA

2014	First Team	Bailey Ober (RHP)
	First Team	Nick Pappas (1B)
2013	Second Team	Carl Wise (1B)

COLLEGIATE BASEBALL FRESHMAN OF THE YEAR

2011	Daniel Aldrich (OF)
------	---------------------

COLLEGIATE BASEBALL/LOUISVILLE SLUGGER

2015	First Team	Taylor Clarke (RHP)
	Third Team	Carl Wise (3B)
2012	Third Team	Marty Gantt (OF)
2011	Second Team	Daniel Aldrich (OF)
	Third Team	Matt Leeds (3B)
2009	Third Team	Joey Bergman (3B)
2008	First Team	Jeremie Tice (3B)
	Third Team	Michael Harrington (1B)
	Third Team	Brandon Sizemore (2B)
2007	Third Team	Nick Chiggas (RHP)
2006	Second Team	Nick Chiggas (RHP)
2005	Third Team	Brett Harker (RHP)
	Third Team	D.J. Wabick (1B)
	Third Team	Chris Campbell (2B)
2003	Second Team	Lee Curtis (2B)
2002	Second Team	Lee Curtis (3B)

COLLEGIATE BASEBALL/LOUISVILLE SLUGGER FRESHMAN ALL-AMERICA

2015	Ryan Brown (OF)
	Carter Love (RHP)
2014	Bailey Ober (RHP)
2011	Daniel Aldrich (OF)
2009	David Peterson (RHP)
2007	Russ Tomlinson (RHP)
2005	Danny Meszaros
2004	Chris Campbell (2B)
	Nick Chiggas (RHP)
2002	Brett Anderson (OF)
2001	Jasha Balcom (OF)



D1BASEBALL.COM ALL-AMERICA

2015 Taylor Clarke (RHP) First Team
 Carl Wise (3B) Third Team

D1BASEBALL.COM FRESHMAN ALL-AMERICA

2015 Ryan Brown (OF) Second Team

NCBWA FRESHMAN OF THE YEAR

2014 Bailey Ober (RHP)

NATIONAL COLLEGIATE BASEBALL WRITERS ASSOCIATION (NCBWA)

2015 Taylor Clarke (RHP) First Team
 2011 Daniel Aldrich (OF) Second Team
 Matt Leeds (3B) First Team
 2009 Brandon Sizemore (2B) Third Team
 2006 Nick Chigges (RHP) Second Team
 2005 Chris Campbell (2B) Second Team
 2004 Byron Barber (OF) Second Team
 2003 Lee Curtis (2B) Third Team
 2002 Lee Curtis (3B) Third Team
 1999 Billy Colome (2B) Third Team

NATIONAL COLLEGIATE BASEBALL WRITERS ASSOCIATION (NCBWA) FRESHMAN

2015 Ryan Brown (OF) Second Team
 2014 Bailey Ober (RHP) First Team
 2013 Carl Wise (1B) Second Team

PERFECT GAME ALL-AMERICA

2015 Taylor Clarke (RHP) First Team
 Carl Wise (OF) Second Team

PERFECT GAME FRESHMAN ALL-AMERICA

2014 Bailey Ober (RHP) First Team
 Nick Pappas (RHP) Second Team
 2013 Carl Wise (1B) Second Team



ALL-AMERICA AWARDS (BY YEAR)

2015

Ryan Brown Louisville Slugger Freshman All-America
 D1Baseball.com Freshman All-America Second Team
 NCBWA Freshman All-America Second Team
 Taylor Clarke Baseball America All-America Second Team
 Louisville Slugger All-America First Team
 D1Baseball.com All America First Team
 NCBWA All-America First Team
 Perfect Game All-America First Team
 Carter Love Louisville Slugger Freshman All-America
 Carl Wise Louisville Slugger All-America Third Team
 D1Baseball.com All-America Third Team
 Perfect Game All-America Second Team

2014

Bailey Ober NCBWA Freshman Pitcher OF the Year
 NCBWA Freshman All-America First Team
 Baseball America Freshman All-America First Team
 Perfect Game Freshman All-America
 Louisville Slugger Freshman All-America
 Nick Pappas Baseball America Freshman All-America First Team
 Perfect Game Freshman All-America Second Team

2013

Carl Wise NCBWA Freshman All-America Second Team
 Baseball America Freshman All-America Second Team
 Perfect Game Freshman All-America Second Team

2012

Marty Gantt ABCA All-America Second Team
 Louisville Slugger Third Team
 CBI Honorable Mention

2011

Daniel Aldrich Collegiate Baseball Freshman OF the Year
 NCBWA All-America Second Team
 Louisville Slugger All-America Second Team
 CBI All-America Second Team
 ABCA All-America Third Team
 Louisville Slugger Freshman All-America
 Matt Leeds Academic All-America First Team
 NCBWA All-America First Team
 Louisville Slugger Third Team
 CBI All-America First Team

2010

Matt Leeds ABCA All-America Third Team

2009

Joey Bergman ABCA All-America Third Team
 Louisville Slugger All-America Third Team
 David Peterson Louisville Slugger Freshman All-America
 Brandon Sizemore NCBWA All-America Third Team

2008

Michael Harrington Louisville Slugger All-America Third Team
 Brandon Sizemore Louisville Slugger All-America Third Team
 Jeremie Tice Louisville Slugger All-America First Team

2007

Nick Chiggas..... Louisville Slugger Freshman All-America
 Russ Tomlinson..... Louisville Slugger Freshman All-America

2006

Nick Chiggas..... NCBWA All-America Second Team
 Louisville Slugger All-America Second Team
 Phillip Coker Academic All-American of the Year
 Academic All-America First Team

2005

Brett Anderson..... Academic All-District Team
 Nick Chiggas..... Louisville Slugger All-America Second Team
 Philip Coker..... Academic All-American First Team
 Academic All-District Team
 Ryan Edell Academic All-District Team

2004

Brett Anderson..... Academic All-American Third Team
 Byron Barber..... NCBWA All-America Second Team
 CBI All-America Honorable Mention
 Chris Campbell Louisville Slugger Freshman All-America
 Nick Chiggas..... Louisville Slugger Freshman All-America
 Phillip Coker..... Academic All-America Second Team
 Academic All-District Team
 Brett Gardner..... CBI All-America Honorable Mention
 Ryan Johnson..... CBI All-America Honorable Mention

2003

Lee Curtis..... Louisville Slugger All-America Second Team

2002

Lee Curtis..... Louisville Slugger All-America Second Team
 Brett Anderson..... Louisville Slugger Freshman All-America

2001

Jasha Balcom..... Louisville Slugger Freshman All-America

1999

Billy Colome..... NCBWA All-America Third Team
 Joey Foxhall..... Academic All-America First Team
 Travis Howell..... Academic All-America Second Team



CoFC MAJOR LEAGUE BASEBALL DRAFT PICKS

Year	Player	Position	Round	MLB Team	Year	Player	Position	Round	MLB Team
1997	Jason Gilfillan	RHP	12	Royals	2009	Matt Mansilla	OF	22	Tigers
1998	Donato Calandriello	LHP	7	Athletics		Joey Bergman	INF	22	Cardinals
1999	Scott Oliver	RHP	8	Yankees		Brandon Sizemore	2B	30	Brewers
	Monte Lee	RF	39	Cardinals		Jesse Simpson	RHP	40	Cardinals
2003	Lee Curtis	2B	8	Red Sox	2010	Heath Hembree	RHP	5	Giants
	Matt Lauderdale	C	9	Padres		Rob Kral	C	16	Reds
2005	Brett Gardner	CF	3	Yankees		Joey Bergman	SS	33	Cardinals
	Brett Harker	RHP	5	Phillies		Kevin Decker	RHP	39	Pirates
	Ryan Eddell	LHP	8	Indians		Casey Lucchese	RHP	39	Cubs
	D.J. Wabiak	1B	25	Mets	2011	Rob Kral	C	10	Padres
	Reid Price	LHP	29	Cardinals		Matt Leeds	3B	31	Rangers
2006	Josh McLaughlin	RHP	20	Athletics		Casey Lucchese	RHP	38	Cubs
	Larry Cobb	CF	27	Athletics		David Peterson	RHP	49	Astros
	Graham Godfrey	RHP	34	Blue Jays	2012	Marty Gantt	OF	7	Rays
2007	Oliver Marmol	SS	6	Cardinals		Christian Powell	RHP	8	Twins
	Alex Garabedian	C	8	Dodgers		David Peterson	RHP	8	Braves
	Nick Chiggies	RHP	13	Yankees	2013	Jake Zokan	LHP	10	Mariners
	Brian Schlitter	RHP	16	Phillies	2014	Gunnar Heidt	IF	13	Blue Jays
	Michael Bunton	LHP	26	Cubs	2015	Taylor Clarke	RHP	3	Diamondbacks
	Ben Lasater	3B	28	Marlins		Carl Wise	3B	4	Blue Jays
2008	Jeremie Tice	3B	6	Indians		Blake Butler	2B	15	Reds
	Michael Harrington	LF	13	Twins	2016	Bradley Jones	1B	18	Blue Jays
	Michael Kohn	RHP	13	Angels		Bailey Ober	RHP	23	Dodgers
	Austin Garrett	LHP	25	Nationals	2017	Bailey Ober	RHP	12	Twins
	Mike Lynn	RHP	30	Mets					
	Jake Goldberg	RHP	36	Mets					
	Clay Caufield	RHP	38	Yankees					
	Brandon Sizemore	2B	46	Cardinals					
	Danny Meszaros	RHP	48	Astros					

FREE AGENT SIGNINGS

Year	Player	Position	MLB Team
1994	Thad Rowland	LHP	Red Sox
	Robbie Thomas	LHP	Dodgers
1995	Brian Grooves	LHP	Tigers
	Sam Moore	RHP	Marlins
2001	Ryan Mau	RHP	Marlins
	Robby Milner	RHP	Expos
2002	Jeremy Schmidt	RHP	Giants
	Zach Strong	1B	Giants
2003	Brett Spivey	CF	Rockies
2005	Byron Barber	OF	Royals
2012	Kyle Owings	RHP	Diamondbacks
	Josh Renfro	LHP	Cardinals
	Daniel Aldrich	OF	Yankees
2015	Brandon Glazer	RHP	Angels
2017	Ereven Roper	C	Angels



COUGARS IN THE PROS



Brett Gardner
New York Yankees



Heath Hembree
Boston Red Sox



Michael Kohn
Minnesota Twins



Gunnar Heidt
Blue Jays - Double-A



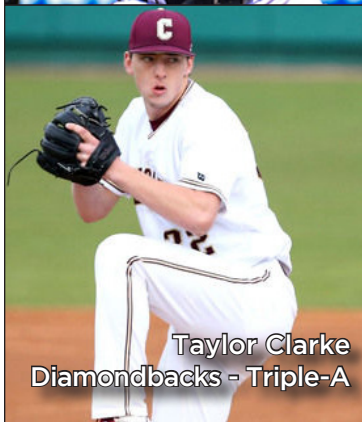
Robert Kral
Free Agent



David Peterson
Braves - Triple-A



Jake Zokan
Mariners - Double-A



Taylor Clarke
Diamondbacks - Triple-A



Bradley Jones
Blue Jays - Double-A



Bailey Ober
Twins - Single-A



Ereven Roper
Angels - Rookiew

SEVEN NCAA TOURNAMENT APPEARANCES
TWO NCAA TOURNAMENT SUPER REGIONALS

COLLEGE OF CHARLESTON WALL OF FAME

#11 | Brett Anderson (2002-05) - A .315 career hitter, Anderson's mark on the Cougars' program can be found throughout the record book. Selected to the All-Southern Conference first team in 2005 and a second team selection in 2004, Anderson finished his career with 55 doubles, five triples, a then school career record 36 home runs and 170 RBIs in 235 games played. After his freshman season in 2002, Anderson was named to the Collegiate Baseball Freshman All-America team. His 16 homers in 2004 was the school's single-season record until the 2008 season. Anderson excelled in the classroom and was selected as a first team CoSIDA Academic All-American in 2005 after earning Third Team in 2004.

#5 | Byron Barber (2004-05) - Barber was a tremendous outfielder for the Cougars in 2004 and 2005. He led the Cougars with a .412 average as a junior and became the first Charleston player to record 100 hits in a season when he tallied 107 in 2004. Barber finished his career with a .383 average, 29 doubles, six triples and 114 RBIs. In 2004, he was selected to the All-Southern Conference First Team by the league's coaches and media and the SoCon All-Tournament team, as well as the NCAA Baton Rouge Regional All-Tournament team. Barber was also a National Collegiate Baseball Writers Association second-team All-American selection and garnered CollegeBaseballInsider.com Honorable Mention All-American honors in 2004. After his career with the Cougars, Barber signed with the Kansas City Royals as a free agent.

#4 | Chris Campbell (2004-07) - A second baseman who played for CofC from 2004-07, Campbell ranks as the program's all-time leader in games played (240), hits (355), doubles (79) and RBIs (290). In 2007, Campbell led the nation in RBIs per game with 1.41 for a total of 82 runners batted in. Campbell's 87 RBIs in 2005 rank second all-time in Southern Conference history behind CofC's Matt Leeds' mark of 88 in 2010. Campbell's 290 career RBIs are tied for first in SoCon history, while his 355 career hits are tied for second in the league record books. Campbell was the 2004 SoCon Freshman of the Year, while earning First Team All-SoCon honors in 2005, and Second Team All-Conference accolades in 2004, 2006 and 2007. In 2005, Campbell was named an ABCA First Team All-American, Baseball America Second Team All-American and Collegiate Baseball/Louisville Slugger Third Team All-American. He was selected for the Collegiate Baseball Freshman All-America team in 2004.

#36 Nick Chigges (2004-07) - Chigges was one of the most prolific pitchers in Cougar history, boasting a career win percentage of .861 after tallying a record of 31-5. His win total leads the CofC record books and ranks fifth all-time in Southern Conference history. Chigges is second in school history and fifth in the SoCon in career strikeouts with 332, while he made more appearances (87) than any other Cougar. His career ERA of 3.12 still ranks third in school history, while his season ERA of 1.40 in 2006 ranked third in the country. Chigges was named to the 2006 Kentucky Regional All-Tournament team after a dominating 13-strikeout shutout of Ball State to put the Cougars in the Regional title game. A two-time SoCon Pitcher of the Year recipient, Chigges earned First Team All-Conference accolades in 2006 and 2007, and garnered Co-

MVP honors for the 2006 SoCon Tournament. Chigges earned Second Team Collegiate Baseball/Louisville Slugger and NCBWA All-America honors in 2006 and was a Second Team ABCA All-American in 2007. He joined Campbell on the 2004 Collegiate Baseball Freshman All-America team. Chigges was drafted by the N.Y. Yankees in the 13th round of the 2007 MLB Draft and played for the Charleston Riverdogs in 2008.

#9 | Philip Coker (2003-06) - Coker was a four-year standout for the Cougars from 2003-06, finishing with a .366 average over 221 games. He recorded 289 hits, including 51 doubles, three triples and seven home runs with 116 RBIs and 74 stolen bases. Coker was a three-time All-Southern Conference second team selection and his 199 runs scored ranks fourth all-time in CofC history. Coker's career is also highlighted by the honor of being the only back-to-back CoSIDA Academic All-American first team selection in program history. Coker was honored by CoSIDA in 2005 and 2006 for his work on the field and in the classroom and was selected as College Baseball's Academic All-American of the Year in 2006.

#3 | Billy Colome (1998-99) - Colome was a middle infielder for the Cougars in 1998 and 1999 playing both second base and shortstop. He had a career batting average of .384 over 112 games and finished with 126 runs scored, 10 homers, 32 doubles, seven triples, 80 RBI and 82 stolen bases. Colome earned All-American honors in 1999 by the National Collegiate Baseball Writers Association and his 29-game hitting streak in 1999 is still the school and Southern Conference record. He earned All-TAAC honors in 1998 and was named to the All-Southern Conference team in 1999.

#17 | Lee Curtis (2002-03) - Curtis hit .404 in his two years which is still Charleston's all-time career mark. He won the SoCon Player of the Year award in 2002 and 2003. Curtis earned All-American honors from Collegiate Baseball and the National Collegiate Baseball Writers Association in 2002 and 2003. In 2003, Curtis batted .399 with 11 homers, 64 RBI and 20 stolen bases and was the only player in college baseball to have double-figure totals in homers, doubles (26), triples (11), RBI and stolen bases. Curtis was drafted in the 8th round by the Boston Red Sox in 2003.

#1 | Joey Foxhall (1996-99) - Foxhall played second base and third base for the Cougars during his career from 1996 to 1999 and was a three-time Academic All-American. Foxhall earned All-TAAC honors in 1998 as a second baseman and All-Southern Conference honors in 1999 as a third baseman. He played in 217 games and hit .313 for his career with 41 doubles, three triples, four homers and 91 RBI. He scored 176 runs, collected 255 hits and stole 43 bases. Foxhall ranks in the top 10 in games played, at bats, hits, and runs scored in school history.

COL. OF CHARLESTON WALL OF FAME (CONT.)

#31 | Brett Harker (2003-05) - Wearing No. 31, Harker pitched for the College from 2003 to 2005, going down as the best reliever in CofC history. He appeared in 78 games, posting a career record of 14-6 with a 4.08 ERA. His 29 career saves lead the CofC record book and still tie for second all-time in the Southern Conference record book. Drafted in the fifth round of the 2005 draft by the Phillies, Harker was the 2005 SoCon Pitcher of the Year while earning All-SoCon First Team honors in 2004 and 2005.

He ranked fourth in the NCAA in saves in 2004 and 2005 with 13 and 15 saves, respectively. Harker still ranks 10th all-time in winning percentage with a 14-6 record as he helped the Cougars to their first NCAA Regional appearances in 2004 and 2005. After spending four seasons with the Phillies organization, reaching the AA level, Harker was selected by the Florida Marlins in the MLB Rule 5 Draft. He played in both AA and AAA for the Marlins. In 2010, Harker played for the Schaumburg Flyers of the Northern League followed by a stint with the Lincoln Saltdogs in 2011.

#27 | Travis Howell (1996-99) - Howell played in 171 games during his career from 1996-99 and sported a .352 batting average. He earned All-Southern Conference honors and Academic All-American honors in 1999. Howell collected 209 hits, scored 162 runs, had 31 doubles, three triples and 27 home runs. He drove in 147 runs, had 102 walks and stole 56 bases during his career.

#33 | Ryan Johnson (2002, 04) - Johnson posted a career record of 23-3 with a career ERA of 3.26 as he led the Cougars to their first NCAA regional appearance in 2004. His overall winning percentage of .885 ranks second all-time and his perfect 12-0 season in 2004 earned him SoCon Pitcher of the Year honors. He was First Team All-Conference in 2002 and 2004 and he was a CBI All-America Honorable Mention in 2004.


#8 | Monte Lee (1996-99) - Lee played in 206 games batting .333 during his career from 1996 to 1999. He was drafted by the St. Louis Cardinals in 1999, becoming the first position player selected in school history. He earned All-District Academic honors in 1999 and was the first player in school history to belt three homers in a contest when he blasted three home runs at South Carolina in 1999. He had 240 career hits, scored 156 runs, added 50 doubles, six triples, 22 homers, 150 RBI with 88 walks and 66 stolen bases. Lee currently serves as the head coach of the Cougars.

#22 | Josh McLaughlin (2005-06) - McLaughlin closed out his career at Charleston as one of the top all-time closers in the Cougars' program. In 2006, he tied the school's single-season save mark with 15, and was selected to the All-Southern Conference First Team. His 2.59 career ERA is still tops in school history. McLaughlin earned a save in CofC's 7-4 win over Kentucky to win the 2006 Lexington Regional and advance to the Atlanta Super Regional.

#18 | Sam Moore (1992-95) - Right-handed pitcher Sam Moore served as the Cougars' closer from 1992 to 1995. Moore earned All-TAAC honors in 1992, 1994 and 1995. He pitched in 72 career games, starting three, and had a 9-9 career record with a 3.50 ERA and a then school-record 23 saves. He struck out 94 in 123.3 innings over his career. Moore signed as a free agent with the Marlins in 1995.

#6 | Scott Oliver (1996-99) - Oliver pitched for Charleston from 1996 to 1999 and was drafted in the 8th round by the New York Yankees in 1999. His 24 career wins is second in school history. He's first on the school's all-time list with 52 games started, complete games with 15, strikeouts with 341 and second in innings pitched with 341.6. He made 62 appearances during his career and sported a 24-19 record with two saves and a 4.72 ERA.

#29 | Brandon Sizemore (2008-09) - Sizemore was an All-SoCon First Team selection in both seasons and ranked seventh in the nation with 82 RBIs in 2008. Despite only playing two seasons, he still ranks third all-time in the CofC record books in home runs (37) and fifth all-time in RBIs (156). Sizemore was a key contributor to a 2008 offensive unit that led the country in runs per game (10.6), home runs (130) and slugging percentage (.607). Sizemore was drafted after both seasons with CofC, going to the Milwaukee Brewers organization in the 30th round in 2009. Sizemore currently serves as the volunteer assistant coach for College of Charleston baseball.



Chris Campbell and Nick Chigges were inducted into the Wall of Fame in 2012.

SOUTHERN CONFERENCE TOURNAMENT

Appearances	15
Titles	1
Record	26-27

COFC VS. TOURNEY OPP.

App. State	2-2
Davidson	1-0
Elon	3-3
Furman	3-3
The Citadel	3-4
Ga. Southern	3-8
UNCG	4-1
VMI	1-0
WCU	6-4

1999

(at Charleston, S.C.)

Champion: The Citadel
 Charleston 15, VMI 4
 Charleston 4, Georgia Southern 2
 The Citadel 4, Charleston 3
 Western Carolina 3, Charleston 2

2000

(at Charleston, S.C.)

Champion: Georgia Southern
 Charleston 7, UNCG 3
 The Citadel 6, Charleston 3
 Charleston 9, Appalachian State 2
 Furman 15, Charleston 3

2001

(at Charleston, S.C.)

Champion: The Citadel
 Georgia Southern 10, Charleston 2
 Charleston 9, Western Carolina 7
 Appalachian State 4, Charleston 3

2002

(at Charleston, S.C.)

Champion: Georgia Southern
 Charleston 7, Furman 6
 Charleston 3, Western Carolina 0
 Charleston 9, Georgia Southern 4
 Georgia Southern 9, Charleston 6
 Georgia Southern 8, Charleston 0

2003

(at Charleston, S.C.)

Champion: Western Carolina
 Charleston 8, The Citadel 2
 Georgia Southern 14, Charleston 6
 UNCG 4, Charleston 3

2004

(at Charleston, S.C.)

Champion: The Citadel
 Western Carolina 4, Charleston 3
 Charleston 5, UNCG 4 (10 inn.)
 Charleston 3, Davidson 0
 Charleston 4, Elon 3
 The Citadel 7, Charleston 2

2005

(at Charleston, S.C.)

Champion: Furman
 Furman 9, Charleston 7
 Charleston 8, UNCG 2
 Charleston 11, Western Carolina 4
 Charleston 9, The Citadel 7
 Georgia Southern 11, Charleston 5

Year	W-L	Finish
1999	2-2	3rd
2000	2-2	4th
2001	1-2	5th
2002	3-2	2nd
2003	1-2	5th
2004	3-2	3rd
2005	3-2	3rd
2006	4-0	1st
2007	0-2	7th
2008	3-1	2nd
2009	0-2	7th
2010	1-2	6th
2011	3-2	3rd
2012	0-2	7th
2013	0-2	7th

2006

(at Charleston, S.C.)

Champion: College of Charleston
 Charleston 13, UNCG 5
 Charleston 1, WCU 0
 Charleston 12, Elon 1
 Charleston 5, The Citadel 4

2007

(at Charleston, S.C.)

Champion: Wofford
 Wofford 19, Charleston 6
 Appalachian State 11, Charleston 10

2008

(at Charleston, S.C.)

Champion: Elon
 Charleston 5, Western Carolina 4
 Charleston 12, Furman 8
 Charleston 12, Furman 11 (10)
 Elon 17, Charleston 8

2009

(at Greenville, S.C.)

Champion: Georgia Southern
 Western Carolina 12, Charleston 4
 Furman 6, Charleston 5

2010

(at Charleston, S.C.)

Champion: The Citadel
 Charleston 12, Appalachian St. 11 (11)
 Western Carolina 7, Charleston 6 (12)
 Appalachian St. 10, Charleston 6

2011

(at Charleston, S.C.)

Champion: Georgia Southern
 Georgia Southern 4, Charleston 2
 Charleston 4, Elon 3
 Charleston 4, Western Carolina 2
 Charleston 9, Georgia Southern 1
 Georgia Southern 7, Charleston 6

2012

(at Greenville, S.C.)

Champion: Samford
 The Citadel 8, Charleston 6 (11 inn)
 Elon 14, Charleston 12

2013

(at Greenville, S.C.)

Champion: Elon
 Georgia Southern 2, Charleston 0
 Elon 18, Charleston 8

CAA TOURNAMENT

Appearances	4
Titles	1
Record	9-6

COFC VS. TOURNEY OPP.

Delaware	1-0
Elon	2-0
UNCW	1-3
William & Mary	3-1

2014

(at Wilmington, N.C.)

Champion: College of Charleston
 Charleston 7, UNCW 4
 Charleston 3, William & Mary 1
 Charleston 6, William & Mary 4

2015

(at Charleston, S.C.)

Champion: UNCW
 Charleston 9, Elon 0
 UNCW 4, Charleston 3 (10)
 Charleston 4, Delaware 1
 UNCW 7, Charleston 6

2016

(at Wilmington, N.C.)

Champion: William & Mary
 Charleston 9, Elon 8
 Charleston 7, William & Mary 2
 UNCW 6, Charleston 1
 William & Mary 10, Charleston 3

2017

(at Wilmington, N.C.)

Champion: Delaware
 Delaware 9, Charleston 0
 Charleston 1, Elon 0
 Charleston 7, William & Mary 6
 Northeastern 8, Charleston 5

NCAA TOURNAMENT

Appearances	7
Farthest	Super Regional ('06, '14)
Record	14-14

COFC VS. TOURNEY OPP.

Army	1-0
Auburn	2-0
Ball State	1-0
Bethune-Cookman	1-0
Clemson	0-1
Coastal Carolina	1-2
Florida	1-0
Florida State	0-2
Georgia Tech	0-4
Kentucky	1-0
Long Beach State	2-0
LSU	0-1
N.C. State	1-0
Notre Dame	1-0
Oral Roberts	1-1
Southern Miss	1-1
Texas Tech	0-2

2004

(at Baton Rouge, La.)

#21 Southern Miss 6, Charleston 5
 Charleston 2, Army 1
 Charleston 7, #21 Southern Miss 3
 #8 LSU 11, Charleston 3

2005

(at Clemson, S.C.)

Charleston 5, Oral Roberts 2
 Clemson 6, Charleston 0
 Oral Roberts 6, Charleston 0

2006

(at Lexington, Ky.)

Charleston 5, #15 Notre Dame 4
 Charleston 11, Ball State 0
 Charleston 7, #13 Kentucky 4

(at Atlanta, Ga.)

#4 Georgia Tech 5, #11 Charleston 0
 #4 Georgia Tech 12, #11 Charleston 3

2010

(at Myrtle Beach, S.C.)

Charleston 9, N.C. State 6
 Charleston 16, #3 Coastal Carolina 6
 #3 Coastal Carolina 8, Charleston 7
 #3 Coastal Carolina 11, Charleston 10 (10)

2012

(at Gainesville, Fla.)

#24 Georgia Tech 8, Charleston 4
 Charleston 8, Bethune-Cookman 2
 #24 Georgia Tech 3, Charleston 0

2014

(at Gainesville, Fla.)

Charleston 3, #8 Florida 2
 Charleston 6, Long Beach State 3
 Charleston 4, Long Beach State 2

(at Lubbock, Texas)

#10 Texas Tech 1, #16 Charleston 0
 #10 Texas Tech 1, #16 Charleston 0

2015

(at Tallahassee, Fla.)

#15 Charleston 7, Auburn 6 (11)
 #10 Florida State 3, #15 Charleston 2
 #15 Charleston 3, Auburn 2
 #10 Florida State 8, #15 Charleston 1



NCAA TOP-10 PERFORMANCES

2017			
Team	K-to-BB Ratio	8th	3.07
Team	Triple Plays	T-1st	1
Team	Walks Allowed/9	5th	2.55

2016			
Luke Manzo	Sacrifice Bunts	10th	15

2015			
Team	Doubles	10th	131
Team	Home Runs	2nd	.75
Team	HR/Gm	2nd	1.25
Team	Scoring	10th	.73
Team	Slugging Pct	4th	.483
Team	W/L Pct	7th	.750
Team	BB/9	9th	2.38
Nick Pappas	Doubles	2nd	.28
Nick Pappas	2B/Gm	4th	0.47
Carl Wise	RBI	6th	.70
Carl Wise	RBI/Gm	8th	1.17
Taylor Clarke	K-to-BB ratio	4th	10.21
Taylor Clarke	Strikeouts	3rd	143
Taylor Clarke	Wins	2nd	.13
Taylor Clarke	WHIP	3rd	0.79

2014			
Team	WHIP	7th	1.11
Team	K-to-BB ratio	8th	2.89
Bailey Ober	WHIP	7th	0.86
Michael Hanzlik	Saves	8th	16

2013			
Gunnar Heidt	Triples	6th	7

2012			
Team	Home Runs	5th	.65
Marty Gantt	Runs	9th	.68

2011			
Team	Home Runs	2nd	.65
Team	Slugging Pct	4th	.486
Team	Sacrifice Flies	6th	.40
Team	Walks	7th	.297
Team	Scoring	8th	.73
Rob Kral	Walks	2nd	.61
Daniel Aldrich	Home Runs	3rd	.22
Matt Leeds	RBI	4th	.80
Daniel Aldrich	Slugging Pct	5th	.739
Daniel Aldrich	Total Bases	7th	.164

2010			
Team	Home Runs	5th	105
Team	Scoring	7th	9.1
Team	Doubles	9th	160
Matt Leeds	RBI	2nd	.88
Rob Kral	Walks	10th	.58

2009			
Team	Sacrifice Flies	2nd	.43
Team	Home Runs	4th	110
Team	Scoring	4th	9.7
Team	Slugging Pct	4th	.590
Team	Doubles	5th	156
Team	Batting Avg	9th	.345
Team	Stolen Bases	10th	120
Joey Bergman	Runs	1st	.88
Joey Bergman	On-Base Pct	1st	.551
Joey Bergman	Batting Avg	2nd	.452
Clay McCord	Walks/Gm	9th	0.93
Joey Bergman	Hits	10th	100
Joey Bergman	Doubles	10th	.25

2008			
Team	Scoring	1st	10.6
Team	Home Runs	1st	130
Team	Slugging Pct	1st	.607
Team	Doubles/Gm	2nd	2.73
Team	Walks	7th	328
Michael Harrington	HR/Gm	1st	0.45
Jeremie Tice	Slugging Pct	2nd	.838
Jeremie Tice	HR/Gm	3rd	0.42
Jeremie Tice	Total Bases	3rd	192
Jeremie Tice	RBI	4th	.83
Jeremie Tice	Runs/Gm	6th	1.36
Michael Harrington	RBI	7th	.82
Brandon Sizemore	RBI	7th	.82

2007			
Team	Batting Avg	1st	.350
Team	Scoring	1st	9.5
Team	Slugging Pct	1st	.570
Team	HR/Gm	4th	1.59
Team	2B/Gm	4th	2.57
Team	3B/Gm	9th	0.45
Chris Campbell	RBI/Gm	1st	1.41
Oliver Marmol	Runs/Gm	1st	1.50
Graham Maiden	HBP/Gm	4th	0.52

2006			
Team	ERA	2nd	3.02
Team	W/L Pct	10th	.730
Nick Chigges	ERA	3rd	1.40
Josh McLaughlin	Saves	4th	15

2005			
Team	Batting Avg	1st	.355
Team	Doubles/Gm	2nd	2.76
Team	Scoring	4th	8.8
Team	W/L Pct	5th	.762
Team	Slugging Pct	7th	.522
Brett Gardner	Batting Avg	3rd	.447
Brett Harker	Saves	4th	.15
Brett Gardner	Runs/Gm	5th	1.35
Chris Campbell	RBI/Gm	7th	1.38
Byron Barber	HBP/Gm	9th	0.38
DJ Wabick	2B/Gm	10th	0.43

2004			
Team	Batting Avg	2nd	.341
Team	Scoring	8th	8.5
Team	W/L Pct	10th	.746
Brett Gardner	Sacrifice Hits/Gm	2nd	0.35
Brett Harker	Saves	4th	.13
Brett Gardner	3B/Gm	8th	0.15
Byron Barber	HBP/Gm	9th	0.38
Ryan Johnson	Wins	10th	.12

2003			
Team	3B/Gm	7th	0.47
Lee Curtis	3B/Gm	1st	0.19

2002			
Team	3B/Gm	1st	0.72
Team	2B/Gm	2nd	.26
Team	Scoring	5th	9.2
Lee Curtis	3B/Gm	7th	0.16

HITTING CAREER RECORDS

GAMES PLAYED			DOUBLES			TOTAL BASES		
Rk.	No.	Player, Years	Rk.	No.	Player, Years	Rk.	No.	Player, Years
1.	240	Chris Campbell, 2004-07	1.	79	Chris Campbell, 2004-07	1.	556	Chris Campbell, 2004-07
2.	235	Brett Anderson, 2002-05	2.	59	Joey Bergman, 2007-10	2.	417	Brett Anderson, 2002-05
3.	221	Phillip Coker, 2003-06		58	Cole Rakar, 2008-11	3.	402	Cole Rakar, 2008-11
4.	217	Joey Foxhall, 1996-99	4.	57	Matt Lauderdale, 2000-03	4.	395	Brett Gardner, 2002-05
	217	Brett Gardner, 2002-05	5.	55	Brett Anderson, 2002-05	5.	386	Brett Spivey, 2000-03
6.	216	Brett Spivey, 2000-03	6.	51	Phillip Coker, 2003-06	6.	368	Monte Lee, 1996-99
	216	Morgan Phillips, 2013-16	7.	50	Monte Lee, 1996-99	7.	367	Phillip Coker, 2003-06
8.	209	Cole Rakar, 2008-11	8.	49	Oliver Marmol, 2005-07	8.	359	Joey Bergman, 2007-10
9.	206	Monte Lee, 1996-99	9.	46	Jess Easterling, 2004-06	9.	352	Michael Harrington, 2005-08
10.	196	Kyle Boyd, 1995-98	10.	45	Matt Leeds, 2008-11	10.	342	Matt Leeds, 2008-11
AT BATS			TRIPLES			STOLEN BASES		
Rk.	No.	Player, Years	Rk.	No.	Player, Years	Rk.	No. (Att.)	Player, Years
1.	999	Chris Campbell, 2004-07	1.	20	Lee Curtis, 2002-03	1.	96 (116)	Brett Gardner, 2002-05
2.	814	Joey Foxhall, 1996-99	2.	16	Brett Gardner, 2002-05	2.	82 (98)	Billy Colome, 1998-99
3.	808	Brett Gardner, 2002-05	3.	12	Chris Campbell, 2004-07	3.	81 (93)	Phillip Coker, 2003-06
4.	804	Brett Spivey, 2000-03	4.	11	Brett Spivey, 2000-03	4.	67 (83)	Clay McCord, 2006-09
5.	799	Phillip Coker, 2003-06		11	Jasha Balcom, 2001-02	5.	66 (79)	Monte Lee, 1996-99
6.	775	Brett Anderson, 2002-05		11	Shawn Lopez, 1993-94	6.	60 (82)	Brett Spivey, 2000-03
7.	764	Cole Rakar, 2008-11	7.	9	Daniel Aldrich, 2010-12	7.	59 (74)	Oliver Marmol, 2005-07
8.	753	Morgan Phillips, 2013-16	8.	8	Gunnar Heidt, 2012-14	8.	56 (65)	Travis Howell, 1996-99
9.	720	Monte Lee, 1996-99		8	Carl Wise, 2013-15	9.	54 (68)	Marty Gantt, 2011-12
10.	707	Blake Butler 2013-15		8	Oliver Marmol, 2005-07		54 (68)	Cole Rakar, 2008-11
BATTING AVG.			HOME RUNS			SACRIFICE HITS		
(Min. 150 AB)			Rk.	No.	Player, Years	Rk.	No.	Player, Years
1.	.415	D.J. Walbick, 2005	1.	40	Matt Leeds, 2008-11	1.	53	Brett Gardner, 2002-05
2.	.404	Lee Curtis (185-458), 2002-03		40	Michael Harrington, 2005-08	2.	38	Oliver Marmol, 2005-07
3.	.393	Jeremie Tice (90-229), 2008	3.	37	Brandon Sizemore, 2008-09	3.	36	Jess Easterling, 2004-06
	.393	Kris Laird (68-173), 1998	4.	36	Brett Anderson, 2002-05	4.	32	Phillip Coker, 2003-06
5.	.388	Joey Bergman (226-583), 2007-10		36	Chris Campbell, 2004-07	5.	23	Clay McCord, 2006-09
6.	.384	Billy Colome (160-417), 1998-99	6.	33	Daniel Aldrich, 2010-12		23	Gabe Marchant, 2007-08
7.	.383	Byron Barber (180-470), 2004-05	7.	28	Brandon Murray, 2011-14	7.	20	Byron Barber, 2004-05
8.	.368	Brett Gardner (297-808), 2002-05	8.	27	Travis Howell, 1996-99		20	Morgan Phillips, 2013-16
9.	.366	Alex Garabedian (90-246), 2006		27	Cole Rakar, 2008-11	9.	19	Alex Pastorius, 2011-16
10.	.363	Stuart Haywood (130-358), 2007-08	10.	26	Lee Curtis, 2002-03		19	LUKE MANZO, 2016-PRESENT
				26	Rob Kral, 2009-11	SACRIFICE FLIES		
HITS			RUNS BATTED IN			Rk.	No.	Player, Years
Rk.	No.	Player, Years	Rk.	No.	Player, Years	1.	17	Carl Wise, 2013-15
1.	355	Chris Campbell, 2004-07	1.	290	Chris Campbell, 2004-07	2.	16	Cole Rakar, 2008-11
2.	297	Brett Gardner, 2002-05	2.	181	Matt Leeds, 2008-11	3.	14	Morgan Phillips, 2013-16
3.	289	Phillip Coker, 2003-06	3.	169	Brett Anderson, 2002-05	4.	13	Stuart Haywood, 2007-08
4.	264	Brett Spivey, 2000-03	4.	163	Michael Harrington, 2005-08	5.	12	Matt Leeds, 2008, 10-11
5.	259	Cole Rakar, 2008-11	5.	156	Brandon Sizemore, 2008-09		12	Brandon Murray, 2011-14
6.	255	Joey Foxhall, 1996-99	6.	154	Carl Wise, 2013-15	7.	10	Alex Pastorius, 2013-16
7.	244	Brett Anderson, 2002-05	7.	150	Monte Lee, 1996-99	8.	9	Daniel Aldrich, 2010-12
8.	240	Monte Lee, 1996-99	8.	147	Travis Howell, 1996-99	9.	8	Gunnar Heidt, 2012-14
9.	228	Jess Easterling, 2004-06	9.	145	Jess Easterling, 2004-06		8	Brandon Sizemore, 2008-09
10.	226	Joey Bergman, 2007-10	10.	144	Brett Spivey, 2000-03		8	Kris Laird, 1998
RUNS SCORED			BASES ON BALLS				8	Matt Mansilla, 2008-09
Rk.	No.	Player, Years	Rk.	No.	Player, Years		8	Monte Lee, 1996-99
1.	214	Brett Gardner, 2002-05	1.	125	Brett Spivey, 2000-03		8	Michael Harrington, 2005-08
2.	208	Phillip Coker, 2003-06	2.	121	Rob Kral, 2009-11			
3.	206	Chris Campbell, 2004-07	3.	118	Brett Anderson, 2002-05			
4.	200	Brett Anderson, 2002-05	4.	110	Phillip Coker, 2003-06			
5.	191	Joey Berman, 2007-10	5.	109	Clay McCord, 2006-09			
6.	190	Cole Rakar, 2008-11	6.	106	Chris Terry, 1991-94			
7.	184	Brett Spivey, 2000-03	7.	102	Travis Howell, 1996-99			
8.	176	Joey Foxhall, 1996-99	8.	100	Marty Gantt, 2011-12			
9.	171	Oliver Marmol, 2005-07	9.	98	Brandon Murray, 2011-14			
10.	156	Monte Lee, 1996-99	10.	96	Brett Gardner, 2002-05			
	156	Blake Butler, 2013-15	STRIKEOUTS					
Rk.	No.	Player, Years	Rk.	No.	Player, Years			
1.	231	Brett Gardner, 2002-05	1.	186	Brett Anderson, 2002-05			
2.	228	Chris Campbell, 2004-07	2.	185	Morgan Phillips, 2013-16			
3.	219	Phillip Coker, 2003-06	3.	172	Monte Lee, 1996-99			
4.	207	Joey Foxhall, 1996-99	4.	155	Alex Pastorius, 2013-16			
5.	172	Cole Rakar, 2008-11	5.	138	Kyle Boyd, 1995-98			
6.	162	Monte Lee, 1996-99	6.	132	Ereven Roper, 2014-17			
7.	161	Jess Easterling, 2004-06	7.	131	Bradley Jones, 2014-16			
8.	153	Clay McCord, 2006-09	8.	128	Blake Butler, 2013-15			
9.	148	Travis Howell, 1996-99	9.	125	Brandon Murray, 2011-14			
148		Brett Anderson, 2002-05	10.	123	Chris Terry, 1991-94			



PITCHING CAREER RECORDS

APPEARANCES

Rk.	No.	Player, Years
1.	87	Nick Chigges, 2004-07
2.	78	Brett Harker, 2003-05
3.	75	David Peterson, 2009-12
	75	Charlie Wentzky, 1998-02
5.	73	CARTER LOVE, 2015-PRES.
6.	72	Sam Moore, 1992-95
7.	70	Nathan Helvey, 2013-16
8.	69	Casey Lucchese, 2008-11
9.	68	WILL DETWILER, 2015-PRES.
10.	65	Scott Oliver, 1996-99

RELIEF APPEARANCES

Rk.	No.	Player, Years
1.	72	Dre Watts, 2010-13
2.	69	CARTER LOVE, 2015-PRES.
3.	68	WILL DETWILER, 2015-PRES.
4.	59	Sam Moore, 1992-95
5.	59	Brett Davey, 1999-01
6.	58	Nick Osterman, 2008-12
7.	57	Josh McLaughlin, 2005-06
8.	56	Casey Lucchese, 2008-11
9.	55	Shawn Holland, 1999-02
	55	Casey Henry, 2014-15

GAMES STARTED

Rk.	No.	Player, Years
1.	59	Scott Oliver, 1996-99
2.	48	Nathan Helvey, 2013-16
3.	44	Christian Powell, 2010-12
4.	43	David Peterson, 2009-12
5.	40	Reid Price, 2003-05
6.	39	Bailey Ober, 2014-17
7.	38	Nick Chigges, 2004-07
8.	37	Charlie Wentzky, 1998-02
9.	36	Matt Pegler, 2010-13
10.	35	Chad Johnson, 1992-95

COMPLETE GAMES

Rk.	No.	Player, Years
1.	15	Scott Oliver, 1996-99
2.	10	Chad Johnson, 1992-95
3.	9	Scott Foxhall, 1992-94
4.	7	Austin Alexander, 1996-97
5.	6	Lucas Hocker, 1999-00
6.	5	B. J. Walters, 1991-93
	5	Robbie Thomas, 1991-94
	5	Charlie Wentzky, 1998-02
	5	Bailey Ober, 2014-17
10.	4	Reid Price, 2003-05
	4	Ryan Mau, 1998, 00-01
	4	Thad Rowland, 1995

INNINGS PITCHED

Rk.	No.	Player, Years
1.	346.0	Nick Chigges, 2004-07
2.	341.2	Scott Oliver, 1996-99
3.	291.0	David Peterson, 2009-12
4.	284.2	Nathan Helvey, 2013-16
5.	264.1	Charlie Wentzky, 1998-02
6.	260.0	Reid Price, 2003-05
7.	259.2	Bailey Ober, 2014-17
8.	254.1	Christian Powell, 2010-12
9.	240.1	Matt Pegler, 2010-13
10.	218.1	Taylor Clarke, 2014-15

VICTORIES

Rk.	No.	Player, Years
1.	31	Nick Chigges, 2004-07
2.	24	Christian Powell, 2010-12
	24	Scott Oliver, 1996-99
	24	Bailey Ober, 2014-17
5.	23	Ryan Johnson, 2002, 2004
	23	Taylor Clarke, 2014-15
7.	21	David Peterson, 2009-12
8.	20	Danny Meszaros, 2005-06, 08
9.	19	Reid Price, 2003-05
	19	Nathan Helvey, 2013-16

DEFEATS

Rk.	No.	Player, Years
1.	19	Scott Oliver, 1996-99
2.	18	Scott Foxhall, 1992-94
3.	17	Charlie Wentzky, 1998-02
	17	Nathan Helvey, 2013-16
5.	16	Chad Johnson, 1992-95
6.	15	David Peterson, 2009-12
7.	13	Robbie Thomas, 1991-94
8.	11	Josh Renfro, 2011-12
	11	Shawn Holland, 1999-02
	11	Lucas Hocker, 1999-00
	11	Austin Alexander, 1996-97

SAVES

Rk.	No.	Player, Years
1.	29	Brett Harker, 2003-05
2.	20	Sam Moore, 1992-95
3.	17	Michael Hanzlik, 2013-14
4.	16	Josh McLaughlin, 2005-06
	16	CARTER LOVE, 2015-PRES.
6.	12	Andy Hutchings, 2001-03
7.	11	Brett Davey, 1999-01
8.	10	Kyle Owings, 2011-12
	10	David Peterson, 2009-12
	10	Dre Watts, 2010-13

BASES ON BALLS

Rk.	No.	Player, Years
1.	175	Scott Oliver, 1996-99
2.	146	Nick Chigges, 2004-07
3.	133	Robbie Thomas, 1991-94
4.	125	Charlie Wentzky, 1998-02
5.	120	Brian Groves, 1992-95
6.	115	Scott Foxhall, 1992-94
7.	102	Ryan Mau, 1998-01
8.	95	Christian Powell, 2010-12
9.	87	Chad Johnson, 1992-95
	87	Reid Price, 2003-05

STRIKEOUTS

Rk.	No.	Player, Years
1.	341	Scott Oliver, 1996-99
2.	333	Nick Chigges, 2004-07
3.	254	Bailey Ober, 2014-17
4.	235	Taylor Clarke, 2014-15
5.	211	David Peterson, 2009-12
6.	209	Reid Price, 2003-05
7.	204	Charlie Wentzky, 1998-02
8.	203	Christian Powell, 2010-12
	203	Nathan Helvey, 2013-16
10.	187	Matt Pegler, 2010-13

HITS ALLOWED

Rk.	No.	Player, Years
1.	367	Scott Oliver, 1996-99
2.	347	Charlie Wentzky, 1998-02
3.	337	David Peterson, 2009-12
4.	314	Nick Chigges, 2004-07
5.	280	Nathan Helvey, 2013-16
6.	265	Reid Price, 2003-05
7.	262	Christian Powell, 2010-12
8.	228	Jake Goldberg, 2005-08
9.	227	Matt Pegler, 2010-13
10.	219	Bailey Ober, 2014-17

RUNS ALLOWED

Rk.	No.	Player, Years
1.	247	Scott Oliver, 1996-99
2.	215	Charlie Wentzky, 1998-02
3.	192	David Peterson, 2009-12
4.	157	Nick Chigges, 2004-07
5.	153	Christian Powell, 2010-12
6.	135	Nathan Helvey, 2013-16
7.	134	Reid Price, 2003-05
8.	128	Jake Goldberg, 2005-08
9.	121	Matt Pegler, 2010-13
10.	120	Danny Meszaros, 2005-06, 2008

EARNED RUNS ALLOWED

Rk.	No.	Player, Years
1.	179	Scott Oliver, 1996-99
2.	172	Charlie Wentzky, 1998-02
3.	149	David Peterson, 2009-12
4.	120	Nick Chigges, 2004-07
5.	116	Christian Powell, 2010-12
6.	108	Nathan Helvey, 2013-16
7.	103	Matt Pegler, 2010-13
8.	101	Reid Price, 2003-05
9.	99	Jake Goldberg, 2005-08
10.	97	Danny Meszaros, 2005-06, 2008

HOME RUNS ALLOWED

Rk.	No.	Player, Years
1.	25	Nick Chigges, 2004-07
2.	24	Scott Oliver, 1996-99
	24	Danny Meszaros, 2005-06, 08
4.	23	Christian Powell, 2010-12
	23	Matt Pegler, 2010-13
6.	19	Jake Goldberg, 2005-08
7.	18	Kevin Decker, 2009-10
	18	Jesse Simpson, 2008-09
	18	Travis Parker, 1999-00

WILD PITCHES

Rk.	No.	Player, Years
1.	50	Scott Oliver, 1996-99
2.	42	Casey Lucchese, 2008-11
3.	39	Charlie Wentzky, 1998-02
4.	36	Brian Groves, 1992-95
5.	30	Ryan Mau, 1998-01
6.	26	Robbie Thomas, 1991-94
7.	21	Bruce Price, 1996, 1998
	21	David Peterson, 2009-12
9.	20	Shawn Holland, 1999-02
10.	19	Jesse Simpson, 2008-09

PITCHING CAREER RECORDS (CONT.)

HIT BATTERS		WINNING PERCENTAGE (Minimum 10 wins)		WHIP (Min. 75 innings)	
Rk.	No. Player, Year	Rk.	Pct. Player, Year	Rk.	WHIP Player, Year
1.	57 David Peterson, 2009-12	1.	.916 Kevin Decker (11-1) 2009-10	1.	0.93 Taylor Clarke (218.1), 2014-15
2.	35 Scott Oliver, 1996-99	2.	.885 Ryan Johnson (23-3), 2002, 2004	2.	1.00 Tyler Thornton (98.0), 2014
3.	31 Chad Johnson, 1992-95	3.	.861 Nick Chiggies (31-5), 2004-07	3.	1.06 Bailey Ober (259.1), 2014-17
4.	29 Josh Renfro, 2011-12	4.	.833 Danny Meszaros (15-3), 2005-06, 08	4.	1.10 Brandon Glazer (92.0), 2014-15
5.	28 Ryan West, 2012-13	5.	.821 Taylor Clarke (23-5), 2014-15	5.	1.11 Nathan Ocker (97.0), 2016-pres.
6.	25 Matt Pegler, 2010-13	5.	.800 Ryan Edell (16-4), 2004-05	6.	1.12 Josh McLaughlin (100.2), 2005-06
7.	24 Christian Powell, 2010-12	6.	.750 Matt Pegler (18-6), 2010-13	7.	1.14 Chase Henry (88.2), 2014-15
8.	22 Dre Watts, 2010-13	7.	.741 Danny Meszaros (20-7), 2005-06, 08	7.	1.14 Carter Love (153.0), 2015-pres.
8.	22 Reid Price, 2003-05	8.	.727 Christian Powell (24-9), 2010-12	9.	1.16 Matt Pegler (240.1), 2010-13
10.	18 Matt Soale, 2003-04	8.	.727 Bailey Ober (24-9), 2014-17	10.	1.26 Matt Sloane (86.0), 2003
		10.	.720 Jesse Simpson (18-7), 2008-09		
BALKS		EARNED RUN AVERAGE (Minimum 75 Innings)			
Rk.	No. Player, Year	Rk.	ERA Player (IP, ER), Year		
1.	10 David Peterson, 2009-12	1.	2.10 Taylor Clarke (218.1, 51) 2014-15		
2.	6 Kyle Owings, 2011-12	2.	2.59 Josh McLaughlin (100.2, 29), 2005-06		
3.	5 Casey Lucchese, 2008-11	3.	2.78 Danny Meszaros (132.2, 48), 2005-06, 08		
5.	4 WILL DETWILER, 2015-PRES. Paxton Warren, 1997	4.	2.84 Brandon Glazer (92.0, 29), 2011-15		
4.	4 Reid Price, 2003-05	5.	2.91 Bailey Ober (259.2, 84), 2014-17		
7.	3 Mathew Thompson, 00-02	6.	2.93 Matt Soale (86.0, 28), 2003		
3.	3 Charlie Wentzky, 1999-02	7.	2.94 Carter Love (153.0, 50), 2015-pres.		
3.	3 Jeff Beliveau, 2006-09	7.	3.00 Kyle Owings (78, 26), 2011-12		
DECISIONS		8.	3.03 Tyler Thompson (98.0, 33), 2014		
Rk.	No. Player, Year	9.	3.09 Sam Moore (107.2, 37), 1992, 94-95		
1.	36 David Peterson (21-15), 2009-12	10.	3.12 Nick Chiggies (346, 120) 2004-07		
	36 Nick Chiggies (31-5), 2004-07	SHUTOUTS			
	36 Nathan Helvey (19-17), 2013-16	Rk.	No. Player, Year		
4.	35 Charlie Wentzky (18-17) 1998-02	1.	3 B.J. Walter, 1991-93		
5.	33 Christian Powell (24-9), 2010-12		3 Scott Oliver, 1996-99		
	33 Bailey (24-9), 2014-17	3.	2 David Peterson, 2009-12		
7.	31 Scott Oliver (16-15) 1996-99		2 Chad Johnson, 1992-95		
8.	29 Reid Price (19-10), 2003-05		2 Chad Johnson, 1992-95		
9.	28 Taylor Clarke (23-5), 2014-15		2 Thad Rowland, 1994		
10.	27 Chad Johnson (11-16) 1992-95		2 Mike Rhue, 2001-02		
	27 Danny Meszaros (20-7), 2005--06, 08		2 Nick Chiggies, 2004-07		

HITTING SINGLE-SEASON RECORDS

GAMES PLAYED		HITS		RUNS SCORED	
Rk.	No. Player, Year	Rk.	No. Player, Year	Rk.	No. Player, Year
1.	63 Carl Wise, 2014	1.	122 Brett Gardner, 2005	1.	88 Joey Bergman, 2009
	63 Blake Butler, 2014	2.	108 D.J. Wabick, 2005	2.	85 Brett Gardner, 2005
	63 Byron Barber, 2004	3.	107 Byron Barber, 2004	3.	84 Oliver Marmol, 2007
	63 Phillip Coker, 2004	4.	102 Cole Rakar, 2010	4.	80 Jeremie Tice, 2008
	63 D.J. Wabick, 2005		102 Chris Campbell, 2005	5.	76 Cole Rakar, 2010
	63 Brett Gardner, 2005		102 Chris Campbell, 2007	6.	75 Clay McCord, 2009
	63 Chris Campbell, 2005	7.	100 Joey Bergman, 2009		75 Phillip Coker, 2004
	63 Alex Garabedian, 2006	8.	97 Phillip Coker, 2005	8.	71 Michael Harrington, 2008
	63 Phillip Coker, 2006	9.	95 Phillip Coker, 2004	9.	69 D.J. Wabick, 2005
	63 Cole Rakar, 2010		95 Michael Harrington, 2007		69 Brandon Sizemore, 2008
	63 Matt Leeds, 2010	BATTING AVERAGE			69 Gabe Marchant, 2008
AT BATS		Rk.	No. Player, Year	SINGLES	
Rk.	No. Player, Year	1.	.452 Joey Bergman, 2009	Rk.	No. Player, Year
1.	273 Brett Gardner, 2005	2.	.447 Brett Gardner, 2005	1.	97 Brett Gardner, 2005
2.	270 Cole Rakar, 2010	3.	.423 Brett Spivey, 2002	2.	93 Byron Barber, 2004
3.	269 Chris Campbell, 2005	4.	.415 D.J. Wabick, 2005	3.	81 D.J. Wabick, 2005
4.	265 Chris Campbell, 2007	5.	.410 Byron Barber, 2004	4.	80 D.J. Wabick, 2005
5.	261 Michael Harrington, 2007	6.	.409 Lee Curtis, 2002	5.	79 Michael Harrington, 2007
	261 Bradley Goodson, 2012	7.	.399 Lee Curtis, 2003	6.	72 Alex Garabedian, 2006
	261 Byron Barber, 2004	8.	.397 Brett Gardner, 2004	7.	71 Phillip Coker, 2004
8.	260 D.J. Wabick, 2005	9.	.393 Billy Colome, 1999	8.	69 Brett Gardner, 2004
9.	258 Phillip Coker, 2006	10.	.393 Kris Laird, 1998	9.	67 Philip Coker, 2006
10.	255 Blake Butler, 2014			10.	66 Chris Campbell, 2005



HITTING SINGLE-SEASON RECORDS (CONT.)

DOUBLES		
Rk.	No.	Player, Year
1.	28	Nick Pappas, 2015
2.	27	D.J. Wabick, 2005
4.	26	Cole Rakar, 2010
	26	Lee Curtis, 2003
5.	25	Joey Bergman, 2009
6.	24	Brandon Sizemore, 2008
7.	23	Matt Leeds, 2010
8.	22	Chris Campbell, 2004
	22	Mike Torello, 2002
10.	21	Six players

TRIPLES		
Rk.	No.	Player, Year
1.	11	Lee Curtis, 2003
2.	9	Brett Gardner, 2004
	9	Lee Curtis, 2002
4.	8	Chris Campbell, 2007
5.	7	Gunnar Heidt, 2013
	7	Billy Colome, 1999
	7	Jasha Balcom, 2002
	7	Daniel Aldrich, 2012
9.	6	Shawn Lopez, 1993
	6	Jack Arroyo, 2002
	6	Brett Spivey, 2002
	6	Larry Cobb, 2006

HOME RUNS		
Rk.	No.	Player, Year
1.	26	Michael Harrington, 2008
2.	25	Jeremie Tice, 2008
3.	22	Daniel Aldrich, 2011
4.	21	Matt Leeds, 2010
5.	20	Brandon Sizemore, 2008
6.	19	Matt Mansilla, 2009
7.	18	Matt Leeds, 2011
8.	17	Brandon Sizemore, 2009
	17	Greg Blake, 2010
	17	Logan McRae, 2017

RUNS BATTED IN		
Rk.	No.	Player, Year
1.	88	Matt Leeds, 2010
2.	87	Chris Campbell, 2005
3.	83	Jeremie Tice, 2008
4.	82	Michael Harrington, 2008
	82	Brandon Sizemore, 2008
	82	Chris Campbell, 2007
	82	Matt Leeds, 2011
7.	80	Brandon Sizemore, 2009
8.	74	Brandon Sizemore, 2009
9.	73	Daniel Aldrich, 2011
10.	70	Carl Wise, 2015

BASES ON BALLS		
Rk.	No.	Player, Year
1.	61	Rob Kral, 2011
2.	58	Rob Kral, 2010
3.	55	Marty Gantt, 2011
4.	53	Clay McCord, 2009
5.	46	Brett Anderson, 2004
	46	Phillip Coker, 2005
7.	45	Brett Spivey, 2000
	45	Marty Gantt, 2012
9.	44	Travis Howell, 1999
10.	42	Matt Lauderdale, 2003
	42	Brandon Murray, 2013

INTENTIONAL WALKS		
Rk.	No.	Player, Year
1.	10	Brandon Allen, 1995
2.	6	Matt Leeds, 2011
3.	5	Marty Gantt, 2012
4.	4	Carl Wise, 2014
4.	4	Brett Anderson, 2004
4.	4	Bradley Jones, 2016
7.	3	Nick Pappas, 2014
	3	Brandon Murray, 2012
	3	Matt Leeds, 2010
	3	Scott Wease, 1996
	3	Ronny Marmol, 2000
	3	Nick Pappas, 2015
	3	Carl Wise, 2015
	3	Logan McRae, 2017

STRIKEOUTS		
Rk.	No.	Player, Year
1.	64	Matt Mansilla, 2009
	64	Greg Blake, 2010
3.	62	Brandon Glazer, 2014
	62	Cody Martin, 2012
5.	61	Matt Leeds, 2011
6.	60	Nick Pappas, 2015
7.	59	Daniel Aldrich, 2011
8.	58	Brett Anderson, 2004
9.	57	Jose Rodriguez, 2010
10.	56	Morgan Phillips, 2013
	56	Alex Pastorius, 2015

TOTAL BASES		
Rk.	No.	Player, Year
1.	192	Jeremie Tice, 2008
2.	175	Chris Campbell, 2007
3.	174	Lee Curtis, 2003
4.	172	Joey Bergman, 2009
5.	171	Michael Harrington, 2008
6.	170	Brandon Sizemore, 2008
7.	168	Chris Campbell, 2005
8.	167	Matt Leeds, 2010
9.	166	Lee Curtis, 2002
	166	D.J. Wabick, 2005

STOLEN BASES		
Rk.	No.	Player, Year
1.	46	Billy Colome, 1999
2.	38	Brett Gardner, 2005
3.	36	Billy Colome, 1998
	36	Phillip Coker, 2006
5.	31	Scott Moulder, 1996
6.	29	Marty Gantt, 2012
7.	28	Clay McCord, 2009
	28	Brett Gardner, 2003
	28	Oliver Marmol, 2007
10.	26	Jack Arroyo, 2002
	26	Oliver Marmol, 2006
	26	Josh Edgeworth, 2000

SACRIFICES HITS		
Rk.	No.	Player, Year
1.	21	Brett Gardner, 2004
2.	17	Brett Gardner, 2005
3.	16	Oliver Marmol, 2007
4.	15	Jess Easterling, 2004
	15	Oliver Marmol, 2006
	15	Luke Manzo, 2016
7.	13	Phillip Coker, 2005
	13	Byron Barber, 2005
	13	Stuart Haywood, 2007
10.	12	Rob Harding, 2012
	12	Larry Cobb, 2006

SACRIFICE FLIES		
Rk.	No.	Player, Year
1.	11	Chris Campbell, 2006
2.	10	Carl Wise, 2014
3.	9	Chris Campbell, 2007
4.	8	Jess Easterling, 2004
	8	Kris Laird, 1998
6.	7	Karl Morris, 2000
	7	D.J. Wabick, 2005
	7	Matt Leeds, 2010
	7	Daniel Aldrich, 2011
	7	Carl Wise, 2015

HIT BY PITCH		
Rk.	No.	Player, Year
1.	29	Graham Maiden, 2007
2.	24	Byron Barber, 2004
3.	22	Oliver Marmol, 2007
	22	Matt Leeds, 2010
5.	21	Karl Morris, 2000
	21	Byron Barber, 2005
7.	20	Brett Anderson, 2002
8.	18	Oliver Marmol, 2005
9.	17	Gabe Marchant, 2008

ON-BASE PCT.		
Rk.	No.	Player, Year
1.	.551	Joey Bergman, 2009
2.	.510	Brett Gardner, 2005
3.	.504	Graham Maiden, 2007
4.	.504	Clay McCord, 2009
5.	.498	Phillip Coker, 2005
6.	.498	Billy Colome, 1999
7.	.495	Jeremie Tice, 2008
8.	.492	Matt Kirkpatrick, 2004
9.	.485	Brett Spivey, 2002
10.	.485	Brett Anderson, 2004

SLUGGING PCT.		
Rk.	No.	Player, Year
1.	.838	Jeremie Tice, 2008
2.	.778	Joey Bergman, 2009
3.	.747	Lee Curtis, 2003
4.	.739	Daniel Aldrich, 2011
5.	.738	Lee Curtis, 2002
6.	.731	Michael Harrington, 2008
7.	.705	Kris Laird, 1998
8.	.690	Matt Leeds, 2010
9.	.682	Greg Blake, 2010
10.	.681	Brett Spivey, 2002

PITCHING SINGLE-SEASON RECORDS

APPEARANCES

Rk.	No.	Player, Year
1.	33	Brett Harker, 2004
2.	32	David Peterson, 2012
3.	31	Michael Hanzlik, 2014
	31	Josh McLaughlin, 2006
5.	30	Nick Chigges, 2004
	30	Quinn Monsma, 2006
	30	Tom Schiller, 2010
8.	29	Kyle Owings, 2012
9.	28	Chase Henry, 2014
	28	Brett Harker, 2005
	28	Will Detwiler, 2016

GAMES STARTED

Rk.	No.	Player, Year
1.	17	Taylor Clarke, 2014
	17	Ryan Edell, 2005
3.	16	Christian Powell, 2012
	16	Charlie Wentzky, 2000
	16	Ryan Johnson, 2002
	16	Taylor Clarke, 2015
	16	Nick Chigges, 2007
	16	Nick Chigges, 2006
	16	Christian Powell, 2010
10.	15	Several Players

INNINGS PITCHED

Rk.	No.	Player, Year
1.	115.2	Nick Chigges, 2006
2.	114.1	Taylor Clarke, 2015
3.	107.1	Nick Chigges, 2007
4.	106.2	Bailey Ober, 2014
5.	104.0	Taylor Clarke, 2014
6.	102.2	Charlie Wentzky, 2000
7.	101.1	Reid Price, 2004
8.	100.2	Ryan Edell, 2005
9.	100.1	Ryan Johnson, 2002
10.	98.1	Graham Godfrey, 2006

VICTORIES

Rk.	No.	Player, Year
1.	13	Taylor Clarke, 2015
2.	12	Ryan Johnson, 2004
3.	11	Ryan Johnson, 2002
	11	Nick Chigges, 2006
	11	Nick Chigges, 2007
6.	10	Bailey Ober, 2014
	10	Taylor Clarke, 2014
	10	Matt Pegler, 2012
	10	Brandon Glazer, 2015
10.	9	Several players

DEFEATS

Rk.	No.	Player, Year
1.	9	Chad Johnson, 1995
2.	8	Josh Renfro, 2012
	8	Scott Foxhall, 1992
4.	7	Lucas Hocker, 2000
	7	Austin Alexander, 1997
	7	Brian Vandell, 1995
7.	6	Several players

SAVES

Rk.	No.	Player, Year
1.	16	Michael Hanzlik, 2014
2.	15	Brett Harker, 2005
	15	Josh McLaughlin, 2006
4.	13	Brett Harker, 2004
5.	12	Andy Hutchings, 2001
6.	10	David Peterson, 2012
	10	Carter Love, 2016
8.	9	Sam Moore, 1994
9.	8	Kyle Owings, 2011
	8	Dre Watts, 2013

SHUTOUTS

Rk.	No.	Player, Year
1.	2	Nick Chigges, 2006
	2	Mike Rhue, 2002
	2	Scott Oliver, 1999
	2	Thad Rowland, 1994
	2	B.J. Walters, 1991
6.	1	Several Players

BASES ON BALLS

Rk.	No.	Player, Year
1.	53	Scott Oliver, 1999
2.	50	Jeff Beliveau, 2007
3.	48	Scott Foxhall, 1992
	48	Robbie Thomas, 1992
	48	Nick Chigges, 2006
6.	46	Adam Spire, 1999
	46	Brian Groves, 1995
8.	45	Charlie Wentzky, 1998
	45	Scott Oliver, 1998
10.	43	Jason Gilfillan, 1996

STRIKEOUTS

Rk.	No.	Player, Year
1.	143	Taylor Clarke, 2015
2.	112	Nick Chigges, 2007
3.	109	Donato Calandriello, 1998
4.	101	Graham Godfrey, 2006
5.	100	Nick Chigges, 2006
6.	96	Bailey Ober, 2016
7.	93	Scott Oliver, 1999
8.	92	Taylor Clarke, 2014
9.	87	Ryan Edell, 2004
	87	Lucas Hocker, 1999

BALKS

Rk.	No.	Player, Year
1.	5	David Peterson, 2011
2.	4	Paxton Warren, 1997
	4	Casey Lucchese, 2010
	4	Kyle Owings, 2011
5.	3	Jake Goldberg, 2007
	3	Tee Morris, 2003
	3	Charlie Wentzky, 2002
	3	Jeff Beliveau, 2006
	3	David Peterson, 2010
	3	Will Detwiler, 2016

WILD PITCHES

Rk.	No.	Player, Year
1.	16	Charlie Wentzky, 1998
2.	15	Scott Oliver, 1998
	15	Jason Gilfillan, 1996
4.	14	Casey Lucchese, 2010
5.	13	Scott Oliver, 1999
	13	Ryan Mau, 2001
7.	12	Scott Oliver, 1997
	12	Barry Richardson, 2002
	12	David Peterson, 2010
	12	Casey Lucchese, 2011

DECISIONS

Rk.	No.	Player, Year
1.	14	Taylor Clarke, 2014
	14	Taylor Clarke, 2015
	14	Ryan Johnson, 2002
	14	Josh Renfro, 2012
5.	13	Bailey Ober, 2014
	13	Christian Powell, 2012
	13	Jesse Simpson, 2009
	13	Lucas Hocker, 1999
	13	Scott Oliver, 1998
	13	Austin Alexander, 1997
	13	Nick Chigges, 2006

WINNING PCT

(Min. 5 Decisions)

Rk.	Pct.	Player, Year
1.	1.000	Ryan Johnson (12-0), 2004
	1.000	Kevin Decker (8-0), 2010
	1.000	Ryan Mau (5-0), 1998
4.	.929	Taylor Clarke (13-1), 2015
5.	.917	Nick Chigges (11-1), 2007
6.	.888	Christian Powell (8-1), 2011
7.	.857	Brian Groves (6-1), 1994
	.857	Ken Mellette (6-1), 1991
	.857	Mathew Thompson (6-1), 2002
10.	.846	Nick Chigges (11-2), 2006

EARNED RUN AVERAGE

(Min. 45 innings)

Rk.	ERA	Player, Year
1.	1.27	Josh McLaughlin (56.2), 2006
2.	1.40	Nick Chigges (115.2), 2006
3.	1.52	Bailey Ober (106.2), 2014
4.	1.73	Taylor Clarke (114.1), 2015
5.	2.09	Eric Bauer (51.2), 2014
6.	2.10	Sam Moore (55.2), 1995
7.	2.27	Chase Henry (47.2), 2014
8.	2.28	Ken Mellette (59.1), 1991
9.	2.51	Taylor Clarke (104.0), 2014
10.	2.52	Lucas Hocker (96.1), 1999

WHIP

(Min. 45 innings)

Rk.	WHIP	Player, Year
1.	0.79	Taylor Clarke (114.1), 2015
2.	0.84	Bailey Ober (106.2), 2014
3.	0.94	Nathan Ocker (54.2), 2017
4.	1.00	Tyler Thornton (98.0), 2014
5.	1.02	Carter Love (41.0), 2015
6.	1.03	Eric Bauer (51.2), 2014
7.	1.04	Matt Pegler (89.0), 2012
	1.04	Josh McLaughlin (56.2), 2006
9.	1.05	Chase Henry (47.2), 2014
	1.06	Matt Pegler (87.0), 2013



TEAM SINGLE-SEASON HITTING RECORDS

GAMES PLAYED			DOUBLES			BASES ON BALLS		
Rk.	No.	Year	Rk.	No.	Year	Rk.	No.	Year
1.	63	2014	1.	174	2005	1.	329	2008
	63	2010	2.	161	2010	2.	300	2000
	63	2006		161	2008	3.	298	2011
	63	2005	4.	156	2009		298	2010
	63	2004	5.	151	2002	5.	291	2016
6.	61	2011	6.	149	2007	6.	265	2009
7.	60	2012	7.	134	2011	7.	264	2017
	60	2015	8.	131	2015	8.	256	2002
9.	59	2008	9.	130	2006	9.	252	2004
	59	2017	10.	127	2004	10.	248	1998
BATTING AVERAGE			TRIPLES			STRIKEOUTS		
Rk.	No.	Year	Rk.	No.	Year	Rk.	No.	Year
1.	.355	2005	1.	42	2002	1.	488	2012
2.	.350	2007	2.	27	2003	2.	479	2010
3.	.345	2009	3.	26	2007	3.	465	2014
4.	.342	2004	4.	23	2004	4.	464	2013
5.	.334	2008	5.	18	2008	5.	434	2008
6.	.325	2006	6.	17	2012	6.	418	2011
	.325	2002		17	2005	7.	379	2000
8.	.321	1998	8.	16	2001	8.	386	2015
9.	.319	2010		16	2000	9.	375	2004
10.	.313	1996		16	2015		375	2002
AT BATS			HOME RUNS			STOLEN BASES		
Rk.	No.	Year	Rk.	No.	Year	Rk.	No.	Year
1.	2293	2010	1.	130	2008	1.	142	2000
2.	2292	2005	2.	110	2009	2.	128	2006
3.	2233	2006	3.	105	2010	3.	121	1999
4.	2225	2004	4.	92	2007	4.	120	2009
5.	2170	2007	5.	81	2011		120	1998
6.	2149	2008	6.	75	2015	6.	113	2002
7.	2145	2002	7.	65	2012	7.	112	2004
8.	2118	2015	8.	58	2005	8.	101	2003
9.	2117	2011	9.	52	2003	9.	99	2005
10.	2099	2014		52	2002	10.	89	2007
HITS			RUNS BATTED IN			SLUGGING PCT.		
Rk.	No.	Year	Rk.	No.	Year	Rk.	No.	Year
1.	814	2005	1.	587	2008	1.	.607	2008
2.	760	2007	2.	532	2010	2.	.590	2009
	760	2004	3.	517	2009	3.	.570	2007
4.	732	2010	4.	513	2007	4.	.540	2010
5.	725	2006	5.	495	2005	5.	.522	2005
6.	717	2008	6.	475	2005	6.	.508	2002
7.	716	2009	7.	451	2002	7.	.487	1998
8.	698	2002	8.	416	2011	8.	.486	2011
9.	636	2015	9.	405	2015	9.	.485	2004
10.	628	2011	10.	375	2006	10.	.483	2015
RUNS SCORED			TOTAL BASES					
Rk.	No.	Year	Rk.	No.	Year			
1.	627	2008	1.	1304	2008			
2.	576	2010	2.	1237	2007			
3.	554	2009		1237	2010			
4.	553	2005	4.	1224	2009			
5.	552	2007	5.	1196	2005			
6.	535	2004	6.	1089	2002			
7.	533	2002	7.	1080	2004			
8.	446	2011	8.	1028	2011			
9.	439	2015	9.	1024	2015			
10.	426	2006	10.	1000	2006			

TEAM SINGLE-SEASON PITCHING RECORDS

VICTORIES			BASES ON BALLS			EARNED RUNS ALLOWED		
Rk. No.		Year	Rk. No.		Year	Rk. No.		Year
1.	48	2005	1.	142	2015	1.	123	1991
2.	47	2004	2.	160	1991	2.	135	1994
3.	46	2006	3.	163	2014	3.	151	1995
4.	45	2015	4.	172	1995	4.	166	1993
5.	44	2014		172	1994	5.	174	2014
	44	2010	6.	182	2012	6.	182	1996
7.	39	2011	7.	184	2005	7.	192	2012
	39	2008	8.	188	1993	8.	193	2002
	39	2007	9.	189	2002	9.	207	2015
10.	38	2012	10.	192	2001	10.	225	1999

EARNED RUN AVERAGE			STRIKEOUTS			OPPONENT BATTING AVERAGE		
Rk.	ERA	Year	Rk. No.		Year	Rk.	Avg.	Year
1.	2.73	2014	1.	531	2010	1.	.224	2014
2.	3.02	2006	2.	522	2006	2.	.234	1994
3.	3.21	2012	3.	509	2005	3.	.238	2006
4.	3.32	1994	4.	482	2012		.238	1991
5.	3.47	2015	5.	480	2008	5.	.241	2012
6.	3.67	1995	6.	480	2004	6.	.254	2015
7.	3.93	1991	7.	471	2014	7.	.257	1993
8.	3.98	1996	8.	467	2011	8.	.260	1995
9.	4.06	2005	9.	446	2007	9.	.264	2013
10.	4.20	2013		446	2016	10.	.268	2004

INNINGS PITCHED			HITS ALLOWED		
Rk. No.		Year	Rk. No.		Year
1.	575.1	2006	1.	256	1991
2.	573.2	2014	2.	323	1994
3.	568.0	2005	3.	327	1993
4.	567.2	2010	4.	360	1995
5.	566.2	2004	5.	446	1996
6.	545.0	2011	6.	455	1992
7.	538.2	2012	7.	471	2014
8.	537.1	2015	8.	485	1999
9.	527.0	2007	9.	489	2012
10.	523.1	2008	10.	496	2001

SAVES			RUNS ALLOWED		
Rk. No.		Year	Rk. No.		Year
1.	20	2014	1.	164	1991
	20	2011	2.	178	1994
	20	2006	3.	196	1995
4.	19	2005	4.	207	2014
	19	2004	5.	226	1993
6.	18	2008	6.	238	2006
	18	2015	7.	263	2012
8.	16	2016	8.	272	2013
9.	13	2012	9.	274	2015
10.	12	2001	10.	286	1996
	12	1994			





SINGLE-GAME RECORDS

INDIVIDUAL BATTING AND BASE RUNNING

At Bats	10	Nick Pappas vs. William & Mary, 2014
Runs	6	Joey Bergman vs. Quinnipiac, 2009
Hits	6	Oliver Marmol at Georgia Southern, 2007
	6	Matt Leeds at Wofford, 2011
Doubles	3	(14x) Last: Carl Wise vs. Georgia Southern, 2015
Triples	2	(6x) Last: Tommy Richter vs. Mercer, 2016
Home Runs	3	(6x) Last: Daniel Aldrich at W. Carolina, 2012
Grand Slams	1	(29x) Last: Brandon Murray vs. The Citadel, 2014
Total Bases	14	Matt Leeds vs. USC Upstate, 2010
RBI	9	Brandon Murray at Davidson, 2013
Walks	5	Brett Spivey vs. New York Tech, 2000
	5	Kris Conrad vs. Wofford, 2000
	5	Michael Kohn at Wofford, 2007
Stolen Bases	5	Billy Colome vs. Appalachian St., 1999
	5	Billy Colome at The Citadel, 1999
Strikeouts	4	Multiple Times
Hit By Pitch	4	Josh Edgeworth vs. Wofford, 2000
Sacrifice Hits	3	Ryan Welke vs. William & Mary, 2014
Sacrifice Flies	2	(15x) Last: Morgan Phillips vs. Delaware, 2016
Consecutive Hits	9	Monte Lee, 1997
Consecutive PA On Base	9	Monte Lee, 1997
Hit Streak	29	Billy Colome, 1999

INDIVIDUAL PITCHING

Innings	10	Eric Bauer vs. William & Mary, 2014
	10	Austin Alexander at Southeastern Louisiana, 1996
Longest Relief	10	Eric Bauer vs. William & Mary, 2014
Most Pitchers	9	at South Carolina, 1992
Earned Runs	12	Bruce Price at South Carolina, 1998
	12	Nick Chigges vs. Wofford, 2007
Runs	13	Jesse Simpson at Elon, 2009
Walks	11	Robbie Thomas at Stetson, 1992
	11	Robbie Thomas at FIU, 1992
Strikeouts	18	Taylor Clarke vs. Radford, 2015
Hits	15	Jesse Simpson at Elon, 2009
Hit Batters	4	(7x) Last: Taylor Clarke vs. Marist, 2014
Wild Pitches	6	Jason Gilfillan at Mercer, 1996

TEAM BATTING AND BASE RUNNING

At Bats	79	vs. William & Mary (23 inn.), 2014
Plate Appearances	88	vs. William & Mary (23 inn.), 2014
Runs	31	at Davidson, 2008
Winning Margin	23	Howard (3) at CofC (26), 2002
Win Margin/Shutout	20	CofC (20) at Appalachian St., 2004
Hits	30	vs. Quinnipiac, 2009
Consecutive Hits	6	vs. Campbell, 2004
Consecutive Reached	10	vs. Jacksonville, 2012
	10	vs. Boston College, 2000
Doubles	10	vs. Ball State, 2011
Triples	4	vs. Howard, 2002
Home Runs	9	vs. Furman, 2009
Total Bases	65	vs. Furman, 2009
Walks	15	vs. Howard, 2002
Stolen Bases	10	vs. UNC Asheville, 2000
	10	vs. Detroit, 2001
Sacrifice Hits	6	vs. Georgia Southern, 2004
Sacrifice Flies	6	vs. Quinnipiac, 2009

TEAM PITCHING

Runs	26	vs. UT San Antonio, 2008
Earned Runs	23	at Elon, 2009
Strikeouts	18	vs. Radford, 2015
Hit Batters	6	vs. New York Tech, 2000
Wild Pitches	8	at Western Carolina, 2010

TEAM FIELDING

Putouts	69	vs. William & Mary, 2014
Assists	26	vs. Notre Dame, 2006
Errors	7	vs. Newberry, 1991
	7	at Maryland, 2002
	7	vs. Towson, 2007
Double Plays	5	vs. Brown, 1998

MISCELLANEOUS

Longest Game, Innings	23	vs. William & Mary, 2014
Longest Game, Time (9 inn.)	5:10	at Florida, 2002
Longest Game, Time (Extra)	6:03	vs. William & Mary, 2014
Shortest Game, Innings	5	vs. Central Florida, 1994
	5	vs. UNC Asheville, 2002
Shortest Game, Time (7 inn.)	1:13	at Campbell, 1996
Shortest Game, Time (9 inn.)	1:48	at South Carolina, 2000
Longest Winning Streak	15	3/12/2004-4/9/2004
Longest Losing Streak	11	3/10/1995-3/26/1995
Consecutive Games w/o being shutout	116	2/9/1997-2/20/1999

MISCELLANEOUS RECORDS

HITTING FOR THE CYCLE

College of Charleston

.....1, Ben Lasater at Wofford (CofC 21-9, 4/1/07)

Opponent

.....1, Ted Malickowski of Charleston Southern (CSU 17-12, 4/21/98)

TRIPLE PLAYS

College of Charleston

CofC 7, UNCW 6 (4/2/2017 at Patriots Point Field)

In the top of the fourth and runners on first and second, UNCW's Nick Feight's liner was snagged by Cougar second baseman Dupree Hart for the first out, Hart stepped on the second base bag for the second out and tossed to first baseman Logan McRae for the final out (4-3).

CofC 20, Campbell 1 (4/2/04 at Patriots Point Field)

In the top of the eighth and runners at first and second, Campbell's Sergio Baez's soft liner was picked off by Cougar second baseman Chris Campbell for the first out, Campbell tossed to shortstop Anthony Fairchild at second for the second out, and Fairchild threw to first baseman Paul Pita for the final out (4-6-3).

Opponent

UNLV 13, CofC 9 (2/9/03 at Wilson Stadium)

Brett Gardner led off the top of the eighth with a single to right, moved to second when Brett Anderson was hit by a pitch. On a 3-2 pitch with the runners moving, Lee Curtis lined to UNLV shortstop Peter White for the first out, White stepped on second base to retire Gardner and threw to first baseman Eddie Gill to complete the 6-3 triple play.

ONE-HITTERS, NO-HITTERS

College of Charleston

No-Hitter

Zach Piccola (8ip, 0h, 0r, 0er, 4bb, 6k)
Brett Harker (1ip, 0h, 0r, 0er, 0bb, 1k)
CofC 7, at Western Carolina 0 (3/14/04)

One-Hitter

Pat George (7ip, 1h, 2r, 0er, 3bb, 5k)
at CofC 7, Brown 2 (3/13/98)

Opponent

No-Hitter

Kurt Scott (4ip, 1r, 1er, 2bb, 3k)
Brad Love (1ip, 1bb, 2k)
Logan Brummitt (1ip, 2k)
Marlyn Tisdale (1ip, 1k)
Brandon Crowe (2ip, 4k)
Tennessee 14, at CofC 1 (2/21/00)

Jordan Barrett (4.2ip, 0h, 1r, 1er, 2bb, 2k)
George Kirby (3.1ip, 0h, 0r, 0er, 1bb, 3k)
CofC 1, Elon 0 (5/25/17)

One-Hitter

Matt Brown (7ip, 1h, 0r, 1bb, 3k)
Stetson 6, at CofC 0 (3/11/95)
Charlie Cruz (9ip, 1h, 1r, 0er, 2bb, 11k)
at Florida St. 11, CofC 1 (3/28/95)

WALK-OFF HOME RUNS

College of Charleston

March 27, 1999 ... CofC 7, Furman 6

Billy Colome's 2-run HR with 1 out in the bottom of the ninth off Rob Purvis.

Feb. 13, 2005 ... CofC 11, ECU 9

Brian Hastings' 3-run HR with 2 outs in the bottom of the ninth off Kevin Rhodes.

April 26, 2014 ... CofC 4, Bethune-Cookman 3

Blake Butler's solo HR on the first pitch in the bottom of the 10th inning off Chris Waltermire.

May 29, 2015 ... CofC 7, Auburn 6

Ereven Roper solo HR on 1-0 pitch in the bottom of the 11th off Issac Yarbrough in the 2015 NCAA Tallahassee Regional.

Opponent

April 13, 1996 ... Ga. State 4, CofC 3

Skip Reeves' solo HR leading off the bottom of the ninth off Bruce Price.

April 14, 2002 ... WCU 13, CofC 9

Donavan Miner's grand slam with two outs in the bottom of the 11th off Phillip Wilkins.

March 24, 2006 ... UNCG 3, CofC 2

Brandon Harvey's solo HR leading off the bottom of the ninth off Josh McLaughlin.

LONGEST HITTING STREAKS

Rk.	Player (Year)	Games
1.	Billy Colome (1999)	29
2.	Brett Gardner (2005)	25
3.	Chris Campbell (2005)	23
4.	Brian Batson (1996)	20
5.	Joey Bergman (2009)	19
	Blake Butler (2015)	19
7.	Lee Curtis (2003)	18
8.	Brett Gardner (2004)	17
	Daniel Aldrich (2011)	17
10.	Gunnar Heidt (2014)	16
	Brandon Sizemore (2009)	16
	Josh Brodin (2009)	16
	Ronny Marmol (1999)	16
	Billy Colome (1998)	16



CHARLESTON MULTI HOME RUN GAMES

2 ... Brett Fallaw	at Benedict	March 6, 1991	17-3	W
2 ... Bill Fultineer	Newberry	April 18, 1991	6-4	L
2 ... Shawn Lopez	Brown	March 27, 1994	8-4	W
2 ... Hunter Cox	Coastal Carolina	April 4, 1996	10-8	W
2 ... Brian Batson	Georgia State	May 4, 1996	12-3	W
2 ... Travis Howell	Mt. St. Mary's	February 24, 1997	22-3	W
2 ... Donnie Smith	St. John's	March 1, 1997	13-3	W
2 ... Brian Batson	N. C. State	March 4, 1997	9-8	W
2 ... Brian Batson	Princeton	March 21, 1997	14-5	W
2 ... Monte Lee	at Mercer	April 4, 1998	9-7	L
2 ... Monte Lee	at Georgia State	April 11, 1998	7-6	W
3 ... Monte Lee	at South Carolina	February 6, 1999	5-4	L
2 ... Billy Colome	at Davidson	April 4, 1999	11-3	W
2 ... Travis Howell	at Davidson	April 4, 1999	11-3	W
2 ... Karl Morris	at VMI	April 22, 2000	13-3	W
2 ... Stanley Nix	Howard	February 10, 2002	26-3	W
2 ... Victor Martinez	at Charleston Southern	February 20, 2002	16-7	W
2 ... Mickey Torello	at Charleston Southern	April 2, 2002	14-6	W
3 ... Lee Curtis	at VMI	May 12, 2002	15-5	W
2 ... Lee Allen	at Wofford	March 9, 2003	17-5	W
2 ... Lee Curtis	Lafayette	March 21, 2003	9-6	W
2 ... Brett Anderson	at Charleston Southern	March 2, 2004	7-6	W
2 ... Brett Anderson	Campbell	April 2, 2004	20-1	W
2 ... Brett Anderson	Elon	May 21, 2004	12-11	W
2 ... Chris Campbell	Lipscomb	March 4, 2005	19-9	W
2 ... D.J. Wabick	Lipscomb	March 6, 2005	22-11	W
2 ... Chris Campbell	at Coastal Carolina	April 5, 2005	8-6	W
2 ... Chris Campbell	UNC Greensboro	May 26, 2005	8-2	W
2 ... Michael Kohn	Charleston Southern	February 14, 2007	9-5	W
2 ... Michael Campbell	Towson	February 18, 2007	13-11	W
2 ... Gabe Marchant	Stony Brook	March 11, 2007	13-3	W
2 ... Ben Lasater	Charleston Southern	April 10, 2007	10-2	W
2 ... Michael Harrington	Georgia Southern	April 15, 2007	14-9	W
2 ... Chris Campbell	Davidson	May 17, 2007	11-5	W
2 ... Gabe Marchant	George Mason	February 23, 2008	10-9	W
2 ... Michael Kohn	George Mason	February 23, 2008	28-14	W
2 ... Michael Harrington	Tex.-San Antonio	March 12, 2008	20-16	W
2 ... Gabe Marchant	Indiana State	March 15, 2008	26-20	L
2 ... Jeremie Tice	at Davidson	March 21, 2008	31-3	W
2 ... Cole Rakar	at Davidson	March 21, 2008	31-3	W
2 ... Michael Harrington	at Davidson	March 22, 2008	13-4	W
3 ... Michael Harrington	Elon	April 18, 2008	14-15	L
2 ... Michael Harrington	Wofford	May 9, 2008	10-7	W
2 ... Jeremie Tice	at Clemson	May 13, 2008	6-12	L
2 ... Jeremie Tice	at Western Carolina	May 16, 2008	10-4	W
2 ... Jeremie Tice	at Western Carolina	May 16, 2008	20-9	W
2 ... Michael Harrington	at Western Carolina	May 17, 2008	12-13	L
2 ... Brandon Sizemore	at Western Carolina	May 17, 2008	12-13	L
2 ... Jeremie Tice	vs. Western Carolina	May 21, 2008	5-4	W
2 ... Stuart Haywood	vs. Furman	May 24, 2008	12-11	W
2 ... Brandon Sizemore	vs. St. John's	Feb. 27, 2009	8-4	W
2 ... Matt Mansilla	UNC Greensboro	March 7, 2009	11-4	W
2 ... Matt Mansilla	at Samford	March 20, 2009	17-7	W
2 ... Brandon Sizemore	at Samford	March 22, 2009	9-7	W
3 ... Cole Rakar	Furman	March 28, 2009	18-4	W
2 ... Brandon Sizemore	Furman	March 29, 2009	27-9	W
2 ... Joey Bergman	The Citadel	April 7, 2009	21-8	W
2 ... Matt Mansilla	Davidson	May 3, 2009	27-10	W
2 ... Joey Bergman	Charleston Southern	May 6, 2009	10-3	W
2 ... Jose Rodriguez	at Jacksonville	Feb. 23, 2010	15-7	W
3 ... Rob Kral	at UNC Greensboro	March 19, 2010	14-10	W
2 ... Greg Blake	Georgia Southern	April 3, 2010	8-7	W
2 ... Matt Leeds	Wofford	April 17, 2010	17-6	W
2 ... Rob Kral	at Davidson	May 2, 2010	8-4	W
2 ... Matt Leeds	USC Upstate	May 11, 2010	20-3	W
2 ... Jose Rodriguez	at Appalachian State	May 16, 2010	13-1	W
2 ... Cole Rakar	vs. Coastal Carolina	June 7, 2010	11-10	L
2 ... Jose Rodriguez	at Jacksonville	March 1, 2011	9-5	W
2 ... Matt Leeds	Coastal Carolina	March 2, 2011	12-3	L
2 ... Matt Leeds	Jacksonville	March 16, 2011	8-4	W
2 ... Matt Leeds	at Charleston Southern	April 12, 2011	10-9	W
2 ... Matt Leeds	Furman	April 23, 2011	9-6	W
2 ... Daniel Aldrich	at Wofford	April 30, 2011	24-6	W
2 ... Matt Leeds	at Samford	May 19, 2011	11-8	W
3 ... Daniel Aldrich	at Western Carolina	April 27, 2012	5-4	W
2 ... Brandon Murray	at Davidson	April 14, 2013	18-5	W
2 ... Carl Wise	Georgia Southern	May 18, 2013	8-6	W
2 ... Carl Wise	Elon	May 23, 2013	18-8	L

2 ... Nick Pappas	at Hofstra	May 9, 2014	7-3	W
2 ... Blake Butler	at William & Mary	May 1, 2015	15-2	W
2 ... Alex Pastorius	at William & Mary	May 1, 2015	15-2	W
2 ... Blake Butler	UNCW	May 10, 2015	11-7	W
2 ... Ryan Brown	at Northeastern	May 16, 2015	8-2	W
2 ... Nick Pappas	Auburn	May 31, 2015	3-2	W
2 ... Bradley Jones	at Georgia Southern	March 1, 2016	10-6	L
2 ... Ereven Roper	Mercer	March 13, 2016	17-13	W
2 ... Ereven Roper	at Charleston Southern	April 12, 2017	13-5	W
2 ... Logan McRae	vs. William & Mary	May 26, 2017	7-6	W

CHARLESTON GRAND SLAM HOME RUNS

Nick Pechillis	at Benedict	March 6, 1991	17-3	W
Kyle Boyd	Mt. St. Mary's	February 27, 1995	8-2	W
Travis Howell	Savannah State	February 22, 1996	13-1	W
Hunter Cox	at Mercer	April 19, 1996	22-10	L
Jason Reynolds	East Carolina	April 25, 1998	10-8	W
Rick Paez	Marshall	March 7, 1999	13-2	W
Josh Edgeworth	at Furman	March 14, 1999	13-2	W
Greg Alden	UNC Asheville	April 23, 2001	15-13	W
Victor Martinez	at Western Carolina	April 14, 2002	13-9	L
Victor Martinez	Lafayette (G1)	March 22, 2003	23-4	W
Brett Spivey	at The Citadel	May 21, 2003	8-2	W
Kevin Bulger	at UNC Greensboro	May 16, 2004	5-4	W
Matt Kirkpatrick	Appalachian State	April 2, 2005	19-3	W
Jess Easterling	High Point	February 11, 2006	12-6	W
Phillip Coker	at Kentucky	June 10, 2006	7-4	W
Oliver Marmol	at Wofford	March 30, 2007	8-5	W
Graham Maiden	Furman	April 20, 2007	12-3	W
Michael Harrington	Davidson	May 18, 2007	14-2	W
Gabe Marchant	George Mason	February 23, 2008	10-9	W
Michael Harrington	Tex.-San Antonio	March 8, 2008	20-16	W
Jeremie Tice	at Davidson	March 21, 2008	31-3	W
Gabe Marchant	at Davidson	March 21, 2008	31-3	W
Cole Rakar	at Davidson	March 21, 2008	31-3	W
Brandon Sizemore	at Coastal Carolina	April 22, 2008	8-6	L
Joash Brodin	Miami (OH)	Feb. 22, 2009	14-8	W
Matt Mansilla	at Mercer	April 8, 2009	16-12	L
Matt Mansilla	Davidson	May 3, 2009	27-10	W
Brandon Sizemore	Davidson	May 3, 2009	27-10	W
Matt Leeds	at CSU	March 24, 2010	28-9	W
Rob Kral	at CSU	March 24, 2010	28-9	W
Dre Watts	at CSU	March 24, 2010	28-9	W
Joey Bergman	Wofford	April 17, 2010	17-6	W
Kolby Epley	at The Citadel	April 20, 2010	16-7	W
Daniel Aldrich	at Wofford	April 30, 2011	24-6	W
Matt Leeds	at Samford	May 19, 2011	11-8	W
Marty Gantt	vs. Georgia Southern	May 28, 2011	7-6	L
Brandon Murray	at Davidson	April 14, 2013	18-5	W
Brandon Murray	The Citadel	March 9, 2014	11-5	W
Bradley Jones	Towson	March 20, 2015	19-8	W
Logan McRae	at Coastal Carolina	February 22, 2017	7-16	L
Logan McRae	UNC Wilmington	March 31, 2017	8-7	W
Ari Sechopoulos	at North Florida	April 5, 2017	20-3	W

COLLEGE OF CHARLESTON BACK-TO-BACK HOME RUNS

R.J Kackley, Brett Fallow (4th)	at Benedict	March 6, 1991	17-3	W
Billy Colome, Travis Howell (1st)	at Davidson	April 4, 1999	11-3	W
Monte Lee, Travis Howell (9th)	Western Carolina	May 9, 1999	15-6	L
Brett Spivey, Lee Curtis (1st)	Lafayette	March 21, 2003	9-6	W
Mark Lyons, Brett Anderson (7th)	at Charleston Southern	February 2, 2004	7-6	W
Matt Kirkpatrick, Chris Campbell (2nd)	at Davidson	April 17, 2004	15-0	W
Jeremie Tice, Gabe Marchant (5th)	George Mason	February 23, 2008	28-14	W
Gabe Marchant, Matt Mansilla (6th)	Savannah State	March 4, 2008	26-8	W
Jeremie Tice, Michael Harrington (7th)	at Furman	April 11, 2008	11-9	L
Gabe Marchant, Mike Hentz (7th)	The Citadel	April 27, 2008	9-6	W
Brandon Sizemore, Michael Harrington (7th)	The Citadel	April 27, 2008	9-6	W
Brandon Sizemore, Michael Harrington (3rd)	at Western	May 17, 2008	13-12	L
Brandon Sizemore, Jeremie Tice (9th)	vs. Furman	May 24, 2008	12-11	W
Joash Brodin, Mike Hentz (1st)	vs. St. John's	Feb. 27, 2009	8-4	W
Brandon Sizemore, Ryan Daniels (5th)	Furman	March 29, 2009	27-9	W
Justin Brewer, Kolby Epley (8th)	Furman	March 29, 2009	27-9	W
Ryan Daniels, Matt Mansilla (5th)	Davidson	May 3, 2009	27-10	W
Jose Rodriguez, Baker Knox (2nd)	Coastal Carolina	March 16, 2010	5-4	W
Rob Kral, Matt Leeds (6th)	at UNC Greensboro	March 19, 2010	14-10	W
Kolby Epley, Greg Blake (8th)	Georgia Southern	April 3, 2010	8-7	W
Kolby Epley, Greg Blake (3rd)	at The Citadel	April 20, 2010	16-7	W
Matt Leeds, Jose Rodriguez (3rd)	Kentucky	Feb. 18, 2011	11-6	W
Matt Leeds, Daniel Aldrich (4th)	UNC Greensboro	May 6, 2011	5-4	L
Jose Rodriguez, Cole Rakar (4th)	at Samford	May 21, 2011	6-5	L
Brandon Glazer, Marty Gantt (6th)	Wofford	March 18, 2012	8-4	W
Gunnar Heidt, Brandon Murray (1st)	at Samford	March 30, 2013	10-0	W
Brandon Murray, Brandon Glazer (5th)	The Citadel	March 9, 2014	11-5	W
Alex Pastorius, Carl Wise (6th)	Radford	March 7, 2015	10-4	W
Carl Wise, Blake Butler (8th)	at Campbell	March 17, 2015	10-3	W
Blake Butler, Nick Pappas (6th)	at William & Mary	May 1, 2015	15-2	W
Blake Butler, Nick Pappas (4th)	Auburn	May 29, 2015	7-6	W
Danny Wondrack, Clay Hunt (6th)	at Towson	April 30, 2016	9-4	W
Ereven Roper, Logan McRae (8th)	at Charleston Southern	April 12, 2017	13-5	W
Danny Wondrack, Ari Sechopoulos (2nd)	Charleston Southern	May 16, 2017	9-5	W

COLLEGE OF CHARLESTON BACK-TO-BACK-TO-BACK HOME RUNS

D.J. Wabick, Chris Campbell, Jess Easterling (1st)	WCU	March 20, 2005	17-5	W
Mike Hentz, Clay McCord, Gabe Marchant (3rd)	at ASU	April 6, 2008	7-6	W
Joash Brodin, Matt Mansilla, Austin Morgan (6th)	Furman	March 28, 2009	18-4	W
Matt Leeds, Jose Rodriguez, Daniel Aldrich (1st)	Youngstown State	Feb. 25, 2011	14-1	W





YEAR-BY-YEAR BATTING

Year	G	AVG	AB	R	H	2B	3B	HR	RBI	TB	SLG	BB	HBP	SO	S/SF	SB-SBA	PO	A	E	FLD	DP
1991	35	.266	1076	261	286	76	5	16	229	420	.390	222	36	231	27/13	52-62	846	356	65	.949	21
Opp.	35	.238	1076	164	256	50	6	15	137	363	.337	160	15	220	13/11	43-60	823	314	81	.933	22
1992	45	.255	1369	231	349	77	4	12	194	470	.343	214	34	287	23/20	25-39	1065	455	71	.955	37
Opp.	45	.316	1442	331	455	92	9	32	279	661	.458	253	27	244	17/17	82-114	1077	397	76	.951	42
1993	42	.250	1238	159	310	61	10	14	141	433	.350	158	18	285	30/9	61-79	1000	376	82	.944	31
Opp.	42	.257	1272	226	327	51	6	18	191	444	.349	188	30	282	20/10	56-85	1002	422	58	.961	33
1994	48	.268	1362	199	365	64	15	20	172	519	.381	158	29	244	29/20	61-80	1099	438	86	.947	25
Opp.	48	.234	1378	178	323	49	6	16	140	432	.313	172	29	306	20/12	58-90	1069	450	88	.945	37
1995	46	.228	1384	141	316	41	6	8	124	393	.284	157	18	269	33/11	44-61	1112	476	70	.958	30
Opp.	46	.260	1385	196	360	61	4	22	165	495	.357	172	35	286	36/20	72-99	1124	487	73	.957	34
1996	51	.313	1651	319	516	95	13	37	285	748	.453	194	32	305	20/23	68-87	1235	504	99	.946	39
Opp.	51	.274	1627	286	446	81	5	30	244	627	.385	194	49	329	26/11	64-90	1208	478	94	.947	38
1997	55	.307	1763	365	541	115	12	50	324	830	.471	243	19	347	22/21	49-60	1303	592	101	.949	61
Opp.	55	.330	1810	405	598	109	14	53	352	894	.494	194	49	304	18/30	62-98	1286	510	79	.958	42
1998	57	.321	1817	420	583	122	13	51	361	884	.487	248	39	346	30/26	120-152	1361	542	118	.942	49
Opp.	57	.293	1830	384	536	109	11	45	338	802	.438	265	29	431	26/22	47-88	1318	569	101	.949	46
1999	55	.312	1777	381	555	92	13	30	327	763	.429	241	37	342	21/29	121-153	1337	541	97	.951	61
Opp.	55	.277	1750	299	485	92	7	36	265	699	.399	263	18	394	17/28	76-94	1321	589	94	.953	49
2000	57	.281	1866	398	524	92	16	20	332	708	.379	300	98	379	54/26	142-175	1488	627	110	.951	51
Opp.	57	.299	2014	399	603	124	18	50	342	913	.453	222	35	365	32/25	63-85	1477	686	127	.945	61
2001	52	.284	1758	265	500	97	16	14	241	671	.382	165	83	322	57/23	65-92	1398	586	90	.957	41
Opp.	52	.274	1808	296	496	85	17	18	266	669	.370	192	36	400	46/19	48-73	1377	612	90	.957	47
2002	58	.325	2145	533	698	151	42	52	451	1089	.508	256	79	375	46/29	113-137	1555	690	113	.952	44
Opp.	58	.304	2112	378	642	100	15	37	336	883	.418	189	45	384	47/24	58-81	1516	641	154	.933	29
2003	58	.300	2023	419	607	121	27	52	375	938	.464	231	61	367	24/53	101-134	1540	622	114	.950	29
Opp.	58	.288	2047	361	590	98	13	39	322	831	.406	211	70	391	28/39	33-51	1528	632	109	.952	37
2004	63	.342	2225	535	760	127	23	49	475	1080	.485	252	122	375	95/33	112-153	1700	678	96	.961	52
Opp.	63	.268	2222	339	596	106	5	48	305	856	.385	247	33	480	42/26	49-64	1638	730	128	.949	57
2005	63	.355	2292	553	814	174	17	58	495	1196	.522	231	99	298	89/29	99-127	1704	654	76	.969	59
Opp.	63	.270	2228	319	602	107	11	40	295	851	.382	184	32	509	42/20	39-48	1643	766	119	.953	64
2006	63	.325	2233	426	725	130	14	39	375	1000	.448	194	71	326	95/34	128-164	1726	665	82	.967	44
Opp.	63	.238	2153	238	513	66	3	38	212	699	.325	258	46	522	34/13	28-55	1676	760	126	.951	34
2007	58	.350	2170	552	760	149	26	92	513	1237	.570	204	96	292	36/72	89-116	1581	638	101	.956	42
Opp.	58	.275	2099	385	578	96	12	56	348	866	.413	260	49	446	12/37	26-46	1538	671	112	.952	49
2008	59	.334	2149	627	717	161	18	130	587	1130	.607	329	79	434	50/23	75-98	1570	599	87	.961	50
Opp.	59	.298	2123	446	633	119	6	74	405	986	.464	260	68	480	32/17	53-75	1527	487	106	.950	46
2009	57	.345	2075	554	716	156	11	110	517	1122	.590	265	77	353	14/43	120-147	1490	592	85	.961	42
Opp.	57	.301	2050	422	618	102	10	91	394	101	.494	203	46	367	33/16	38/51	1471	492	90	.956	48
2010	63	.319	2293	576	732	161	15	105	532	1238	.540	298	92	479	8/36	89-116	1703	607	97	.960	57
Opp.	63	.278	2248	410	625	134	20	54	365	961	.427	245	77	531	20/32	110-127	1644	564	94	.959	45
2011	61	.297	2117	446	628	134	12	81	416	1029	.486	298	71	418	25/40	73-91	1635	629	95	.960	49
Opp.	61	.269	2087	332	561	115	20	24	294	788	.378	211	82	467	67/14	80-96	1588	513	75	.966	39
2012	60	.269	2064	374	555	115	17	65	341	899	.436	247	64	488	29/21	63-86	1616	613	84	.964	40
Opp.	60	.241	2031	263	489	77	13	28	218	676	.333	182	77	482	38/14	57-71	1585	509	62	.971	30
2013	57	.268	1946	342	522	112	14	40	302	782	.402	226	69	464	25/24	48-69	1537	580	77	.965	37
Opp.	57	.264	1971	272	520	93	7	41	250	750	.381	167	76	439	20/38	63-82	1510	534	66	.969	48
2014	63	.255	2098	303	535	96	15	36	279	769	.367	228	55	465	27/39	52-77	1721	614	64	.973	41
Opp.	63	.224	2107	207	471	94	9	21	189	646	.307	163	69	471	10/39	53-65	1665	616	72	.969	39
2015	60	.300	2118	439	636	131	16	75	405	1024	.483	219	45	386	18/29	49-68	1612	646	74	.968	43
Opp.	60	.254	2069	274	525	97	17	30	253	746	.361	142	52	438	19/17	44-55	1556	579	60	.973	40
2016	58	.255	1946	332	497	72	10	33	293	688	.354	291	53	366	35/23	57-81	1552	597	69	.969	36
Opp.	58	.277	2002	302	554	96	13	39	271	793	.396	193	42	446	50/16	52-77	1538	611	82	.963	42
2017	59	.272	2037	340	554	98	10	47	307	813	.399	264	52	439	22/19	37-52	1559	581	56	.975	47
Opp.	59	.300	2061	346	618	115	6	62	323	931	.452	147	41	451	32/28	56-75	1554	533	70	.968	48

**Bold italic* indicates team record

YEAR-BY-YEAR PITCHING

Year	W	L	ERA	GS	CG	SHO	SV	IP	H	R	ER	BB	SO	2B	3B	HR	B/AVG	WP	HBP	BK
1991	22	12	3.93	35	8	5	7	282.0	256	164	123	160	220	50	6	15	.238	40	15	2
Opp.	12	22	6.27	35	9	1	2	274.1	286	261	191	222	231	76	5	16	.266	42	36	6
1992	16	29	6.82	45	6	1	7	355.0	455	331	269	253	244	92	9	32	.316	64	27	3
Opp.	29	16	4.06	45	7	2	9	359.0	349	231	162	253	244	77	4	12	.255	50	34	4
1993	18	24	4.48	42	9	2	6	333.1	327	226	166	188	282	51	6	18	.257	43	30	2
Opp.	24	18	3.53	42	13	4	4	334.0	310	159	131	158	282	61	10	14	.250	32	18	1
1994	27	21	3.32	48	12	7	12	366.1	323	178	135	172	306	49	6	16	.234	42	29	2
Opp.	21	27	3.71	48	19	6	2	356.1	365	199	147	158	244	64	15	20	.268	42	29	3
1995	17	29	3.67	46	11	4	6	370.2	360	196	151	172	286	61	4	22	.260	20	35	3
Opp.	29	17	2.74	46	14	5	8	374.2	316	141	114	157	269	41	6	8	.228	30	18	4
1996	28	23	3.98	51	9	2	7	411.2	446	286	182	194	329	81	5	30	.274	54	49	0
Opp.	23	28	5.68	51	10	0	10	402.2	516	319	254	194	305	95	13	37	.313	58	32	4
1997	25	29	6.53	55	13	4	4	434.1	598	405	315	194	304	109	14	53	.330	49	49	10
Opp.	29	25	6.24	55	7	2	8	428.2	541	365	297	243	347	115	12	50	.307	68	19	0
1998	31	26	5.67	57	9	0	5	453.2	536	384	286	265	431	109	11	45	.293	67	29	3
Opp.	26	31	6.65	57	11	0	5	432.0	579	417	319	245	338	121	13	50	.323	81	39	6
1999	31	24	4.54	55	8	4	7	445.2	485	299	225	263	394	92	7	36	.277	57	18	2
Opp.	24	31	6.32	55	8	2	7	440.1	555	381	309	241	342	92	13	30	.312	57	37	8
2000	28	28	5.61	57	8	0	7	496	603	399	309	222	365	124	18	50	.299	59	35	2
Opp.	28	28	5.23	57	8	3	11	492.1	524	398	286	300	379	92	16	20	.281	53	98	6
2001	24	28	4.50	52	4	1	12	466	496	296	233	192	400	85	17	18	.274	49	36	3
Opp.	28	24	4.16	52	5	2	7	459	500	265	212	165	322	97	16	14	.284	52	83	5
2002	36	22	5.05	58	4	5	10	518.1	642	378	291	189	384	100	15	37	.304	56	45	11
Opp.	22	36	7.50	58	2	2	9	505.1	698	533	421	256	375	151	42	52	.325	72	79	10
2003	31	27	4.75	58	5	0	9	513.1	590	361	271	211	391	98	13	39	.288	47	70	8
Opp.	27	31	6.11	58	1	1	9	509.1	607	419	346	231	367	121	27	52	.300	51	61	16
2004	47	16	4.35	63	3	5	19	566.2	596	339	274	247	480	106	5	48	.268	64	33	4
Opp.	16	47	7.04	63	3	0	7	546	760	535	427	252	375	127	23	49	.342	73	122	6
2005	48	15	4.06	63	1	5	19	568	602	319	256	184	509	107	11	40	.270	51	32	6
Opp.	15	48	7.40	63	4	2	6	547.2	814	553	450	231	298	174	17	58	.355	69	99	11
2006	46	17	3.02	63	3	5	20	575.1	513	238	193	258	522	66	3	38	.238	40	46	5
Opp.	17	46	5.28	63	3	4	8	558.2	725	426	328	194	326	130	14	39	.325	48	71	9
2007	39	19	4.82	58	3	1	6	527.0	578	385	282	260	446	96	12	56	.275	37	49	4
Opp.	19	39	8.20	58	0	0	5	512.2	760	552	467	204	292	149	26	92	.350	54	96	10
2008	39	20	6.41	59	2	1/1	18	523.1	633	446	373	260	480	119	6	74	.298	70	68	17
Opp.	20	39	9.46	59	0	0/0	9	509.0	717	627	535	329	434	161	18	130	.334	64	79	9
2009	35	22	6.60	57	3	3/2	7	496.2	618	422	364	203	367	102	10	91	.301	41	46	3
Opp.	22	35	8.88	57	3	1/0	10	490.1	716	554	484	265	353	156	11	110	.345	45	77	11
2010	44	19	5.41	63	1	1/0	11	567.2	625	410	341	245	531	134	20	54	.278	74	77	16
Opp.	19	44	8.41	63	1	2/2	3	548.0	732	576	512	298	479	161	15	105	.319	62	92	5
2011	39	22	4.28	61	1	2/2	20	545.0	561	332	259	211	467	115	20	24	.269	52	82	13
Opp.	22	39	6.66	61	2	0/0	13	529.1	628	446	392	298	418	134	12	81	.297	48	71	7
2012	38	22	3.21	60	2	5/5	13	538.2	489	263	192	182	482	77	13	28	.241	40	77	4
Opp.	22	38	5.49	60	0	2/2	14	528.1	555	374	322	247	488	115	17	65	.269	47	64	10
2013	31	26	4.20	57	0	3/3	10	512.1	520	272	239	167	439	93	7	41	.264	44	76	4
Opp.	26	31	5.20	57	4	3/1	13	503.1	522	342	291	226	464	112	14	40	.268	42	69	8
2014	44	19	2.73	63	4	5/4	20	573.2	471	207	174	163	471	94	9	21	.224	36	69	3
Opp.	19	44	4.05	63	4	5/5	11	555.0	535	303	250	228	465	96	15	36	.255	43	55	0
2015	45	15	3.47	60	4	5/5	18	537.1	525	274	207	142	438	97	17	30	.254	31	52	6
Opp.	15	45	6.56	60	1	1/1	8	518.2	636	439	378	219	386	131	16	75	.300	55	45	5
2016	31	26	4.37	58	3	2/2	16	517.1	554	302	251	193	446	96	13	39	.277	45	52	5
Opp.	26	31	4.65	58	2	1/1	9	512.2	497	332	265	291	366	72	10	33	.255	59	53	2
2017	28	31	5.37	59	1	3	9	519.2	618	346	310	147	451	115	6	62	.300	36	41	5
Opp.	31	28	4.83	59	1	4	12	518.0	554	340	278	264	439	98	10	47	.272	55	52	6

**Bold italic* indicates team record



ALL-TIME SERIES RECORDS

Opponent	Record	Opponent	Record	Opponent	Record
Alabama	1-2	Holy Cross	1-0	Okahoma State	0-1
Appalachian State	35-12	Houston	0-3	Oral Roberts	1-1
Arizona	1-2	Howard	16-0	Presbyterian	1-0
Army	4-0	Indiana	1-1	Princeton	4-0
Auburn	2-2	Indiana State	2-3	Providence	1-3
Ball State	4-0	Illinois-Chicago	2-3	Quinnipiac	1-0
Benedict	2-0	Jackson State	1-0	Radford	8-2-1
Bethune-Cookman	4-0	Jacksonville	12-3	Rhode Island	3-2
Boston College	2-2	Jacksonville State	3-2	Richmond	1-0
Brown	8-1	James Madison	12-7	Samford	10-8
Campbell	12-14	Kent State	1-3	Savannah State	9-0
Centenary	1-2	Kentucky	2-0	Seton Hall	1-1
Central Florida	7-8	Lafayette	4-0	South Alabama	2-1
Charleston Southern	49-15	LeMoyn	2-0	South Carolina	6-35
Charlotte	4-5	Lipscomb	3-0	South Carolina State	2-1
Cincinnati	2-1	Long Beach State	2-0	South Carolina Upstate	6-2
Clemson	2-20	Long Island	3-0	Southern Mississippi	1-2
Cleveland State	1-0	LSU	0-1	SE Louisiana	3-3
Coastal Carolina	22-21	Manhattan	1-1	Stetson	5-21
Coppin State	2-0	Marist	3-0	St. John's	7-5
The Citadel	49-41	Marshall	4-0	Stony Brook	3-0
Davidson	35-11	Mars Hill	3-0	Tennessee	0-3
Dayton	2-0	Maryland	1-1	Tennessee Tech	1-3
Delaware	12-5	Maryland-BC	0-1	Texas-San Antonio	3-2
Detroit	1-0	Mercer	14-19	Texas Tech	0-2
East Carolina	4-9	Miami	3-0	Toledo	2-1
East Tennessee State	13-8	Miami (OH)	1-0	Towson	14-2
Eastern Illinois	0-1	Michigan	2-0	UC Santa Barbara	1-1-1
Elon	31-20	Michigan State	1-0	UConn	1-2
Emory	3-0	Middle Tennessee State	0-1	UNC Asheville	3-3
Florida	1-2	Mt. St. Mary's	18-5-1	UNC Greensboro	2-1
Florida Atlantic	1-2	Navy	5-1	UNCW	10-12
Florida International	6-15	Nebraska	2-1	UNLV	0-3
Florida State	2-13	Newberry	1-2	Virginia	1-0
Furman	42-19-1	New York Tech	4-0	Virginia Commonwealth	2-4
Gannon	4-0	Niagara	3-3	Virginia Tech	1-1
George Mason	15-9	Norfolk State	3-0	VMI	10-6
George Washington	1-0	North Carolina	2-3	Winthrop	9-4
Georgia	2-4	North Carolina-Asheville	9-2	Western Carolina	36-16
Georgia Southern	33-31	North Carolina A&T	4-0	Western Kentucky	1-2
Georgia State	15-12	North Carolina-Greensboro	27-19	William & Mary	11-6
Georgia Tech	0-11	North Carolina State	2-3	Wofford	38-9
Hartford	1-3	North Florida	1-1	Youngstown State	10-1
High Point	4-2	Northeastern	5-8	Xavier	8-1
Hofstra	9-4	Notre Dame	1-0		

*Records since 1991



BASEBALL

YEAR-BY-YEAR RESULTS

1991 | COACH RALPH CIABATTARI
Record: 22-12-1 (17-3-1 H, 5-9 A)

Date	Score	W/L	Opponent
2/10	14-1	W	S.C. STATE
2/15	8-13	L	at South Carolina
2/19	7-10	L	at Furman
2/24	9-3	W	MT. ST. MARY'S
2/25	3-0	W	MT. ST. MARY'S
2/25	8-4	W	MT. ST. MARY'S
2/27	7-8	L	THE CITADEL
3/2	1-10	L	at South Carolina
3/6	17-3	W	at Benedict
3/9	2-1	W	NC A&T
3/9	13-0	W	NC A&T
3/13	2-19	L	at Jacksonville
3/15	2-16	L	at Georgia Tech
3/19	6-3	W	HOWARD
3/19	5-0	W	HOWARD
3/23	2-3	L	at The Citadel
3/24	13-3	W	RADFORD
3/26	6-6	T	RADFORD
3/27	14-6	W	MARS HILL
3/28	6-5	W	MARS HILL
3/28	16-2	W	MARS HILL
3/31	12-3	W	GANNON
3/31	3-1	W	GANNON
4/1	22-2	W	GANNON
4/2	9-2	W	GANNON
4/4	4-8	L	CHARLESTON SO.
4/6	4-5	L	at SC State
4/8	7-1	W	BENEDICT
4/9	0-7	L	at Newberry
4/13	15-0	W	at Emory
4/13	3-0	W	at Emory
4/14	9-5	W	at Emory
4/18	4-6	L	NEWBERRY
4/22	5-6	L	at Winthrop (10)
4/23	3-2	W	at Charleston So. (11)

1992 | COACH RALPH CIABATTARI
Record: 16-29, 2-16 TAAC (14-11 H, 2-18 A)

Date	Score	W/L	Opponent
2/1	3-15	L	at Florida State
2/2	1-4	L	at Florida State
2/7	2-9	L	at Georgia Tech
2/8	8-14	L	at Georgia Tech
2/9	5-7	L	at Georgia Tech
2/16	3-24	L	at South Carolina
2/22	1-3	L	JACKSONVILLE
2/23	10-8	W	JACKSONVILLE
2/24	5-2	W	MT. ST. MARY'S
2/28	8-4	W	MT. ST. MARY'S
2/29	9-1	W	FURMAN
2/29	1-5	L	FURMAN
3/2	8-3	W	THE CITADEL
3/6	12-11	W	NC A&T (8)
3/6	2-0	W	NC A&T
3/7	1-2	L	GEORGE MASON (12)
3/7	3-4	L	GEORGE MASON
3/13	6-11	L	at Mercer*
3/14	6-8	L	at Mercer*
3/14	7-12	L	at Mercer*
3/15	2-19	L	at South Carolina
3/17	2-5	L	at Jacksonville
3/18	11-7	W	at Jacksonville
3/23	8-5	W	HOWARD
3/24	14-1	W	HOWARD
3/24	14-2	W	HOWARD
3/27	10-1	W	HOWARD
3/28	1-4	L	FLA. INT'L*
3/28	5-3	W	FLA. INT'L*
3/29	2-12	L	FLA. INT'L*
4/3	1-3	L	STETSON*
4/4	5-13	L	STETSON*
4/4	5-11	L	STETSON*
4/9	7-6	W	at Charleston So.
4/11	7-21	L	at Fla. International*
4/11	1-20	L	at Fla. International*
4/12	0-7	L	at Fla. International*
4/14	1-7	L	at The Citadel
4/17	11-14	L	MERCER*
4/18	8-4	W	MERCER*
4/18	3-5	L	MERCER* (9)
4/22	9-1	W	CHARLESTON SO.
4/24	0-2	L	at Stetson*
4/25	1-8	L	at Stetson*
4/25	1-3	L	at Stetson*

* - Trans America games

1993 | COACH RALPH CIABATTARI
Record: 18-24, 9-9 TAAC (11-12 H, 7-12 A)

Date	Score	W/L	Opponent
2/17	10-2	W	HOWARD
2/17	4-2	W	HOWARD
2/19	6-7	L	at Florida State
2/20	0-19	L	at Florida State
2/21	2-17	L	at Florida State
2/26	2-10	L	at Georgia Tech
2/27	2-11	L	at Georgia Tech
2/28	1-19	L	at Georgia Tech
3/4	6-8	L	MT. ST. MARY'S
3/4	1-2	L	MT. ST. MARY'S
3/5	10-5	W	at South Carolina
3/8	7-4	W	APPALACHIAN ST.
3/9	3-5	L	VIRGINIA TECH
3/10	8-9	L	JAMES MADISON
3/14	1-4	L	HARTFORD
3/14	0-3	L	HARTFORD
3/15	6-2	W	HARTFORD
3/15	1-8	L	HARTFORD
3/16	2-3	L	GEORGE MASON
3/19	2-4	L	STETSON* (11)
3/20	1-0	W	STETSON*
3/20	0-8	L	STETSON*
3/27	5-2	W	FLA. INT'L*
3/27	4-1	W	FLA. INT'L*
3/28	3-1	W	FLA. INT'L*
4/2	3-4	L	at Central Florida*
4/3	4-1	W	at Central Florida*
4/3	1-5	L	at Central Florida*
4/9	1-17	L	at Fla. International*
4/10	0-1	L	at Fla. International*
4/10	7-2	W	at Fla. International*
4/13	2-1	W	at Charleston So.
4/14	7-1	W	at The Citadel
4/16	2-7	L	at Stetson*
4/17	4-6	L	at Stetson*
4/17	1-0	W	at Stetson*
4/20	8-3	W	CHARLESTON SO.
4/23	7-4	W	CENTRAL FLA.*
4/24	2-3	L	CENTRAL FLA.* (12)
4/24	8-2	W	CENTRAL FLA.*
4/25	14-11	W	at S.C. State
4/26	1-2	L	THE CITADEL



YEAR-BY-YEAR RESULTS

1994 | COACH RALPH CIABATTARI

Record: 27-21, 7-11 TAAC (23-9 H, 4-12 A)

Date	Score	W/L	Opponent
2/20	1-5	L	at South Carolina
2/25	4-0	W	DELAWARE
2/26	4-3	W	DELAWARE
2/26	2-4	L	DELAWARE
2/27	8-1	W	XAVIER
2/27	7-3	W	XAVIER
2/28	3-1	W	XAVIER
3/3	1-2	L	MT. ST. MARY'S
3/3	6-3	W	MT. ST. MARY'S
3/5	0-3	L	JAMES MADISON
3/5	0-3	L	JAMES MADISON
3/6	7-2	W	JAMES MADISON
3/7	8-0	W	BALL STATE
3/8	3-0	W	at Florida State
3/9	0-4	L	at Florida State
3/10	0-7	L	at Florida State
3/13	3-6	L	at South Carolina
3/14	4-8	L	THE CITADEL#
3/15	5-4	W	GEORGE MASON
3/16	4-11	L	GEORGE MASON (10)
3/19	3-2	W	NEWBERRY
3/25	3-7	L	at Central Florida*
3/26	6-2	W	at Central Florida*
3/26	0-3	L	at Central Florida*
3/27	8-4	W	BROWN
3/27	7-3	W	BROWN
3/28	11-2	W	HOWARD
3/28	3-0	W	HOWARD
3/29	4-0	W	HOWARD
3/29	10-0	W	HOWARD
3/30	10-1	W	at Charleston So.
4/1	5-4	W	STETSON*
4/2	4-2	W	STETSON*
4/2	2-8	L	STETSON*
4/8	1-4	L	at Fla. Int'l*
4/9	4-5	L	at Fla. Int'l* (8)
4/9	7-12	L	at Fla. Int'l*
4/12	4-2	W	at The Citadel
4/15	3-11	L	at Stetson*
4/16	4-5	L	at Stetson*
4/16	0-9	L	at Stetson*
4/19	10-3	W	CHARLESTON SO.
4/22	6-2	W	CENTRAL FLA.* (5)
4/23	3-0	W	CENTRAL FLA.*
4/23	3-2	W	CENTRAL FLA.*
5/6	3-6	L	FLA. INT'L*
5/7	1-6	L	FLA. INT'L*
5/7	4-3	W	FLA. INT'L*

* - Trans America games
- Played at College Park

1995 | COACH RALPH CIABATTARI

Record: 17-29, 8-22 TAAC (10-15 H, 7-14 A)

Date	Score	W/L	Opponent
2/19	1-3	L	at South Carolina
2/23	11-7	W	at Jackson State
2/24	6-5	W	at Centenary* (13)
2/25	6-9	L	at Centenary*
2/25	8-9	L	at Centenary*
2/27	8-2	W	MT. ST. MARY'S
2/28	1-2	L	THE CITADEL
3/2	2-1	W	MT. ST. MARY'S
3/2	6-0	W	MT. ST. MARY'S
3/3	2-1	W	SE LOUISIANA*
3/4	2-1	W	SE LOUISIANA*
3/4	2-4	L	SE LOUISIANA*
3/7	3-0	W	NAVY
3/10	2-7	L	STETSON*
3/11	0-6	L	STETSON*
3/11	1-3	L	STETSON*
3/14	4-6	L	GEORGE MASON
3/15	2-3	L	GEORGE MASON (12)
3/18	1-2	L	at Central Florida*
3/18	4-5	L	at Central Florida* (15)
3/19	2-10	L	at Central Florida*
3/24	1-7	L	SAMFORD*
3/25	0-6	L	SAMFORD*
3/25	1-3	L	SAMFORD*
3/26	10-9	W	BROWN
3/26	5-4	W	BROWN
3/28	1-11	L	at Florida State
3/29	1-12	L	at Florida State
3/31	8-2	W	at Georgia State*
4/1	2-3	L	at Georgia State*
4/1	1-3	L	at Georgia State*
4/5	9-6	W	at Charleston So.
4/14	1-8	L	at Mercer*
4/15	4-3	W	at Mercer*
4/15	1-2	L	at Mercer*
4/18	4-0	W	at The Citadel
4/21	3-5	L	FLA. INT'L*
4/22	0-4	L	FLA. INT'L*
4/22	1-4	L	FLA. INT'L*
4/26	0-2	L	CHARLESTON SO.
4/28	0-6	L	at Florida Atlantic*
4/29	1-4	L	at Florida Atlantic*
4/29	5-1	W	at Florida Atlantic*
5/5	3-2	W	CAMPBELL*
5/5	1-3	L	CAMPBELL* (8)
5/6	4-0	W	CAMPBELL*

* - Trans America games

1995 | COACH RALPH CIABATTARI

Record: 28-23, 8-10 TAAC (21-12 H, 7-11 A)

Date	Score	W/L	Opponent
2/10	4-13	L	at South Carolina
2/17	5-2	W	GEORGE MASON
2/17	5-3	W	GEORGE MASON
2/18	6-2	W	GEORGE MASON
2/20	3-2	W	at Charleston So.
2/22	13-1	W	SAVANNAH ST.
2/22	8-2	W	SAVANNAH ST.
2/23	10-1	W	SAVANNAH ST.
2/25	3-6	L	MT. ST. MARY'S
2/26	15-3	W	MT. ST. MARY'S
2/26	8-2	W	MT. ST. MARY'S
2/27	6-14	L	THE CITADEL
2/29	6-5	W	MT. ST. MARY'S (12)
3/3	2-5	L	JAMES MADISON
3/4	9-4	W	JAMES MADISON
3/9	3-12	L	ILL.-CHICAGO
3/9	1-0	W	ILL.-CHICAGO (12)
3/10	5-6	L	ILL.-CHICAGO
3/11	7-10	L	ILL.-CHICAGO
3/12	6-8	L	TENNESSEE TECH
3/14	8-5	W	TENNESSEE TECH
3/16	7-4	W	ILL.-CHICAGO
3/19	4-3	W	MERCER*
3/20	5-1	W	MERCER*
3/20	11-3	W	MERCER*
3/24	18-3	W	WOFFORD
3/27	7-2	W	BROWN
3/27	3-10	L	BROWN
3/29	2-8	L	at Campbell*
3/29	1-3	L	at Campbell*
3/30	8-4	W	at Campbell*
4/3	4-0	W	at Furman
4/3	11-2	W	at Furman
4/4	10-8	W	Coastal Carolina
4/9	2-17	L	at South Carolina
4/12	9-6	W	at Georgia State*
4/13	14-4	W	at Georgia State*
4/13	3-4	L	at Georgia State* (8)
4/16	4-5	L	at The Citadel
4/19	10-22	L	at Mercer*
4/20	2-8	L	at Mercer*
4/20	9-10	L	at Mercer*
4/26	5-11	L	CAMPBELL*
4/26	2-4	L	CAMPBELL*
4/27	7-8	L	CAMPBELL* (10)
5/3	3-2	W	GEORGIA STATE*
5/4	3-6	L	GEORGIA STATE*
5/4	12-3	W	GEORGIA STATE*
5/10	1-8	L	at SE Louisiana#
5/11	6-5	W	at SE Louisiana# (10)
5/11	3-6	L	at SE Louisiana#

* - Trans America games
- TAAC Playoff Series

YEAR-BY-YEAR RESULTS

1997 | COACH RALPH CIABATTARI
Record: 25-29-1, 7-11 TAAC (21-15-1 H, 4-14 A)

Date	Score	W/L	Opponent
2/7	8-9	L	at South Carolina
2/8	8-25	L	at South Carolina
2/9	0-12	L	at South Carolina
2/12	2-9	L	THE CITADEL
2/16	3-1	W	DAYTON
2/16	10-0	W	DAYTON
2/19	11-5	W	THE CITADEL
2/23	5-4	W	UNC ASHEVILLE
2/23	5-15	L	UNC ASHEVILLE
2/24	22-3	W	MT. ST. MARY'S
2/25	9-9	T	MT. ST. MARY'S (10)
2/27	12-1	W	MT. ST. MARY'S
2/28	6-10	L	MT. ST. MARY'S
3/1	2-9	L	ST. JOHN'S
3/1	13-3	W	ST. JOHN'S
3/2	2-5	L	ST. JOHN'S
3/4	9-8	W	N.C. STATE
3/5	8-17	L	N.C. STATE
3/6	8-10	L	UNC CHARLOTTE
3/8	1-19	L	TENNESSEE TECH
3/9	3-4	L	TENNESSEE TECH
3/11	4-13	L	at The Citadel
3/15	3-4	L	SETON HALL
3/15	6-5	W	SETON HALL (10)
3/16	6-2	W	MICHIGAN STATE
3/19	14-3	W	FURMAN
3/19	6-1	W	FURMAN
3/21	14-5	W	PRINCETON
3/21	5-3	W	PRINCETON
3/22	7-2	W	PRINCETON
3/22	8-0	W	PRINCETON
3/28	7-8	L	at Georgia State*
3/29	5-12	L	at Georgia State*
3/29	4-5	L	at Georgia State* (8)
4/4	1-2	L	at Mercer*
4/5	1-3	L	at Mercer*
4/5	5-2	W	at Mercer*
4/8	11-14	L	at The Citadel
4/11	6-4	W	at Campbell*
4/11	3-1	W	at Campbell*
4/12	12-16	L	at Campbell*
4/15	6-16	L	at Coastal Carolina
4/16	10-9	W	CHARLESTON SO.
4/18	5-9	L	MERCER*
4/19	7-4	W	MERCER*
4/19	5-11	L	MERCER*
4/25	11-2	W	GEORGIA ST.*
4/26	1-11	L	GEORGIA ST.*
4/26	6-1	W	GEORGIA ST.*
5/2	10-11	L	CAMPBELL*
5/2	6-7	L	CAMPBELL*
5/5	11-7	W	CAMPBELL*
5/6	8-2	W	at Charleston So.
5/9	3-16	L	at Stetson#
5/10	1-16	L	at Stetson#

* - Trans America games
- TAAC Playoff Series

1998 | COACH RALPH CIABATTARI
Record: 31-26, 9-9 TAAC (27-15 H, 4-11 A)

Date	Score	W/L	Opponent
2/7	7-6	W	at South Carolina
2/8	5-10	L	at South Carolina
2/12	4-19	L	TENNESSEE
2/13	2-1	W	CAMPBELL*
2/13	5-11	L	CAMPBELL*
2/14	10-2	W	CAMPBELL*
2/19	4-9	L	ST. JOHN'S (10)
2/19	2-6	L	ST. JOHN'S
2/21	7-1	W	GEORGE MASON
2/21	3-5	L	GEORGE MASON
2/22	2-10	L	GEORGE MASON
2/27	12-1	W	COPPIN STATE
2/28	13-1	W	COPPIN STATE
3/1	6-5	W	G. WASHINGTON
3/3	17-2	W	MT. ST. MARY'S
3/4	3-2	W	MT. ST. MARY'S
3/5	17-3	W	MT. ST. MARY'S
3/6	17-1	W	MT. ST. MARY'S
3/11	6-5	W	JAMES MADISON
3/12	5-6	L	NAVY
3/13	9-6	W	NAVY
3/13	19-3	W	BROWN
3/13	6-1	W	BROWN
3/15	6-5	W	BROWN (12)
3/16	2-6	L	MANHATTAN
3/16	7-3	W	MANHATTAN
3/17	8-22	L	at South Carolina
3/19	10-8	W	EAST TENN. ST.
3/21	4-14	L	ELON
3/21	5-4	W	ELON
3/22	9-2	W	ELON
3/25	14-5	W	COASTAL CAROLINA
3/27	5-13	L	at Campbell*
3/27	2-3	L	at Campbell*
3/28	8-6	W	at Campbell* (10)
4/4	7-9	L	at Mercer*
4/4	1-7	L	at Mercer*
4/5	5-7	L	at Mercer*
4/8	5-12	L	at Charlotte
4/10	14-15	L	at Georgia State*
4/11	2-5	L	at Georgia State*
4/11	7-6	W	at Georgia State*
4/13	1-6	L	at The Citadel
4/17	7-3	W	MERCER*
4/18	5-1	W	MERCER*
4/18	6-4	W	MERCER*
4/21	12-17	L	CHARLESTON SO.
4/22	9-5	W	at Charleston So.
4/25	8-10	L	EAST CAROLINA
4/25	8-2	W	EAST CAROLINA
4/26	7-21	L	EAST CAROLINA
5/1	4-6	L	GEORGIA ST.*
5/2	9-2	W	GEORGIA ST.*
5/2	9-1	W	GEORGIA ST.*
5/8	7-16	L	STETSON#
5/9	15-4	W	STETSON#
5/9	11-18	L	STETSON#

* - Trans America games
- TAAC Playoff Series

1999 | COACH RALPH CIABATTARI
Record: 31-24, 19-10 SoCon (20-9 H, 11-15 A)

Date	Score	W/L	Opponent
2/6	4-5	L	at South Carolina
2/7	1-10	L	at South Carolina
2/13	15-2	W	VMI*
2/13	11-4	W	VMI*
2/14	8-9	L	VMI*
2/20	4-5	L	PROVIDENCE
2/20	0-1	L	PROVIDENCE
2/21	3-5	L	PROVIDENCE
2/21	4-2	W	PROVIDENCE
2/25	11-9	W	UNC CHARLOTTE
3/1	16-7	W	NORFOLK STATE
3/1	9-8	W	NORFOLK STATE
3/2	7-6	W	NORFOLK STATE
3/5	6-4	W	at UNC Asheville
3/6	8-3	W	at UNC Asheville
3/6	7-6	W	at UNC Asheville
3/7	19-6	W	MARSHALL
3/10	10-11	L	at East Carolina
3/10	3-8	L	at East Carolina
3/13	19-12	W	APPALACHIAN ST.*
3/13	15-3	W	APPALACHIAN ST.*
3/14	13-2	W	APPALACHIAN ST.*
3/20	7-6	W	GA. SOUTHERN*
3/20	11-1	W	GA. SOUTHERN*
3/21	5-2	W	GA. SOUTHERN*
3/22	6-7	L	MARYLAND-BC
3/26	8-9	L	YOUNGSTOWN ST.
3/27	5-0	W	FURMAN*
3/27	7-6	W	FURMAN*
3/28	4-1	W	FURMAN*
4/3	4-8	L	at Davidson*
4/3	13-0	W	at Davidson*
4/4	11-3	W	at Davidson*
4/6	3-8	L	at Charleston So.
4/10	1-9	L	at The Citadel*
4/10	6-7	L	at The Citadel*
4/11	6-2	W	at The Citadel*
4/13	3-2	W	CHARLESTON SO.
4/24	12-7	W	at Wofford*
4/24	6-8	L	at Wofford*
4/25	4-2	W	at Wofford*
4/27	7-12	L	at South Carolina
5/2	3-7	L	EAST TENN. ST.*
5/2	2-7	L	EAST TENN. ST.*
5/8	8-7	W	W. CAROLINA*
5/8	2-1	W	W. CAROLINA*
5/9	6-15	L	W. CAROLINA*
5/11	1-6	L	at Coastal Carolina
5/13	4-8	L	at NC Greensboro*
5/13	8-0	W	at NC Greensboro*
5/14	1-7	L	at NC Greensboro*
5/19	15-4	W	VMI#
5/20	4-2	W	Georgia Southern#
5/21	3-4	L	The Citadel#
5/22	2-3	L	Western Carolina#

* - SoCon games
- SoCon Tournament



YEAR-BY-YEAR RESULTS

2000 | COACH JOHN PAWLOWSKI

Record: 28-28-1, 14-15-1 SoCon (19-13 H, 9-15-1 A)

Date	Score	W/L	Opponent
2/4	5-6	L	VCU
2/5	5-3	W	VCU
2/6	8-17	L	VCU
2/12	6-13	L	BOSTON COLLEGE
2/12	4-3	W	BOSTON COLLEGE
2/13	0-9	L	BOSTON COLLEGE
2/13	19-11	W	BOSTON COLLEGE
2/18	15-6	W	GEORGE MASON
2/19	10-5	W	UNC ASHEVILLE
2/21	1-14	L	TENNESSEE
2/25	0-4	L	at South Carolina
2/26	2-5	L	at South Carolina
2/27	3-10	L	at South Carolina
2/29	2-5	L	at Charlotte
3/4	6-5	W	APP. STATE*
3/4	16-4	W	APP. STATE*
3/5	13-6	W	APP. STATE*
3/10	9-2	W	at Furman*
3/11	9-7	W	at Furman*
3/12	7-7	T	at Furman* (11)
3/18	5-6	L	at ETSU*
3/18	0-4	L	at ETSU*
3/19	5-8	L	at ETSU*
3/20	12-5	W	YOUNGSTOWN ST.
3/21	4-3	W	YOUNGSTOWN ST.
3/23	6-3	W	HOWARD^
3/25	13-14	L	DAVIDSON*
3/25	6-11	L	DAVIDSON*
3/26	11-10	W	DAVIDSON*
3/28	1-4	L	at South Carolina
3/31	5-9	L	at Georgia Southern*
4/1	7-6	W	at Georgia Southern*
4/2	5-13	L	at Georgia Southern*
4/7	4-1	W	at Western Carolina*
4/8	10-5	W	at Western Carolina*
4/9	6-15	L	at Western Carolina*
4/14	3-7	L	UNCG*
4/15	2-8	L	UNCG*
4/16	18-8	W	UNCG*
4/19	3-7	L	at Charleston So.
4/22	13-3	W	at VMI*
4/22	8-13	L	at VMI*
4/23	7-5	W	at VMI*
4/28	11-9	W	THE CITADEL*
4/29	6-11	L	THE CITADEL*
4/30	5-7	L	THE CITADEL*
5/3	7-4	W	CHARLESTON SO.
5/6	10-2	W	WOFFORD*^
5/6	6-7	L	WOFFORD*^
5/7	2-7	L	WOFFORD*^
5/12	14-4	W	NEW YORK TECH^
5/13	11-6	W	NEW YORK TECH^
5/13	10-6	W	NEW YORK TECH^
5/17	7-3	W	UNCG#
5/18	3-6	L	The Citadel#
5/19	9-2	W	Appalachian State#
5/19	3-15	L	Furman#

* - SoCon games

- SoCon Tournament

^ - Played at Park West Field (Mt. Pleasant)

2001 | COACH JOHN PAWLOWSKI

Record: 24-28, 10-16 SoCon (18-16 H, 6-12 A)

Date	Score	W/L	Opponent
2/9	3-10	L	W. KENTUCKY
2/10	5-7	L	W. KENTUCKY (12)
2/10	2-1	W	JACKSONVILLE ST.
2/11	5-6	L	JACKSONVILLE ST.
2/15	10-2	W	at Charleston So.
2/17	2-1	W	ST. JOHN'S
2/18	1-0	W	ST. JOHN'S
2/19	6-14	L	TENNESSEE
2/22	5-4	W	ST. JOHN'S
2/23	0-6	L	NIAGARA
2/24	9-3	W	NIAGARA
2/25	8-7	W	NIAGARA
3/2	5-4	W	ETSU*
3/3	2-3	L	ETSU*
3/4	5-4	W	ETSU*
3/6	20-10	W	DETROIT
3/7	3-5	L	at Clemson
3/9	3-2	W	W. CAROLINA*
3/10	3-7	L	W. CAROLINA*
3/11	5-2	W	W. CAROLINA*
3/13	8-7	W	YOUNGSTOWN ST.
3/14	5-3	W	YOUNGSTOWN ST.
3/17	12-5	W	at Wofford*
3/17	0-4	L	at Wofford*
3/18	6-9	L	at Wofford*
3/24	5-3	W	at Davidson*
3/24	4-5	L	at Davidson*
3/25	7-13	L	at Davidson*
3/27	3-5	L	SOUTH CAROLINA
3/30	1-2	L	at UNCG* (10)
4/1	3-4	L	at UNCG*
4/4	5-6	L	CHAS. SOU. (12)
4/6	1-9	L	FURMAN*
4/7	2-1	W	FURMAN*
4/8	1-10	L	FURMAN*
4/10	6-3	W	at Chas. Sou. (11)
4/13	1-2	L	GA. SOUTHERN*
4/14	10-4	W	GA. SOUTHERN*
4/15	10-13	L	GA. SOUTHERN*
4/23	15-13	W	UNC ASHEVILLE
4/24	3-15	L	at Coastal Carolina
4/27	2-6	L	VMI*
4/28	8-1	W	VMI*
4/29	4-7	L	VMI*
5/1	8-11	L	CHAS. SOU.
5/8	3-2	W	COASTAL CAR.
5/10	3-4	L	at The Citadel*
5/11	4-9	L	at The Citadel*
5/12	9-1	W	at The Citadel*
5/16	2-10	L	Ga. Southern#
5/17	9-7	W	Western Carolina#
5/18	3-4	L	App. State#

* - SoCon games

- SoCon Tournament

2002 | COACH JOHN PAWLOWSKI

Record: 36-22, 19-11 SoCon (21-11 H, 15-11 A)

Date	Score	W/L	Opponent
2/8	21-6	W	HOWARD
2/9	21-2	W	HOWARD
2/10	26-3	W	HOWARD
2/15	6-2	W	GEORGE MASON
2/16	11-6	W	GEORGE MASON
2/17	4-3	W	GEORGE MASON
2/20	16-7	W	at Charleston So.
2/22	13-6	W	HOFSTRA
2/23	2-13	L	MARYLAND
2/24	6-4	W	LeMOYNE
3/1	6-14	L	CLEMSON
3/3	8-3	W	UNC ASHEVILLE
3/6	1-12	L	at Clemson
3/9	13-3	W	YOUNGSTOWN STATE
3/9	10-1	W	YOUNGSTOWN ST.
3/10	19-6	W	YOUNGSTOWN ST.
3/12	3-20	L	at Florida
3/13	8-23	L	at Florida
3/15	7-5	W	at Furman (12)*
3/16	15-5	W	at Furman*
3/17	18-5	W	at Furman*
3/22	10-0	W	THE CITADEL*
3/23	7-14	L	THE CITADEL*
3/24	9-8	W	THE CITADEL*
3/29	7-5	W	at Georgia Southern*
3/30	9-10	L	at Ga. Southern (11)*
3/31	13-5	W	at Ga. Southern*
4/2	14-6	W	at Charleston So.
4/6	1-3	L	APP. STATE*
4/6	16-1	W	APP. STATE*
4/6	2-4	L	APP. STATE*
4/9	2-12	L	at Coastal Carolina
4/12	7-3	W	at WCU*
4/13	7-8	L	at WCU (13)*
4/14	9-13	L	at WCU (11)*
4/17	11-12	L	COASTAL CAR.
4/19	17-0	W	at ETSU*
4/20	5-8	L	at ETSU*
4/21	6-13	L	at ETSU*
4/23	7-9	L	CHAR. SOUTHERN
4/26	9-3	W	UNCG*
4/27	0-12	L	UNCG*
4/28	16-4	W	UNCG*
5/4	6-8	L	WOFFORD*
5/4	14-2	L	WOFFORD*
5/5	7-2	W	WOFFORD*
5/8	4-7	L	CHAR. SOUTHERN
5/11	11-0	W	at VMI*
5/11	9-7	W	at VMI (10)*
5/12	15-5	W	at VMI*
5/16	4-10	L	DAVIDSON*
5/17	17-8	W	DAVIDSON*
5/17	3-0	W	DAVIDSON*
5/22	7-6	W	Furman#
5/23	3-0	W	Western Carolina#
5/24	9-4	W	Georgia Southern#
5/25	6-9	L	Georgia Southern#
5/26	0-8	L	Georgia Southern#

* - SoCon games

- SoCon Tournament

YEAR-BY-YEAR RESULTS

2003 | COACH JOHN PAWLOWSKI

Record: 31-27, 17-13 SoCon (21-10 H, 10-15 A)

Date	Score	W/L	Opponent
2/7	6-10	L	at UNLV
2/8	6-15	L	at UNLV
2/9	9-13	L	at UNLV
2/14	6-3	W	NAVY
2/15	9-2	W	NAVY
2/16	11-1	W	NAVY
2/18	8-5	W	at Charleston So.
2/21	6-2	W	MARSHALL
2/23	9-5	W	GEORGE MASON
2/28	5-6	L	NIAGARA
3/2	15-14	W	NIAGARA
3/2	8-15	L	NIAGARA
3/5	2-6	L	at Clemson
3/8	5-3	W	at Wofford*
3/9	17-5	W	at Wofford*
3/9	9-5	W	at Wofford*
3/11	3-2	W	CHARLESTON SO.
3/14	12-3	W	APP. STATE*
3/15	6-5	W	APP. STATE*
3/16	5-6	L	APP. STATE*
3/18	6-7	L	CLEMSON
3/21	9-6	W	LAFAYETTE
3/21	9-8	W	LAFAYETTE
3/22	12-1	W	LAFAYETTE
3/22	23-4	W	LAFAYETTE
3/28	2-9	L	at The Citadel*
3/29	3-19	L	at The Citadel*
3/30	8-9	L	at The Citadel*
4/1	5-15	L	at Georgia
4/2	2-10	L	at Georgia
4/4	8-2	W	DAVIDSON*
4/5	4-5	L	DAVIDSON*
4/6	9-3	W	DAVIDSON*
4/11	11-2	W	ETSU*
4/12	14-7	W	ETSU*
4/13	17-16	W	ETSU*
4/16	5-11	L	at Charleston So.
4/18	1-7	L	FURMAN*
4/19	10-1	W	FURMAN*
4/20	4-5	L	FURMAN*
4/22	12-8	W	CHARLESTON SO.
4/23	3-5	L	COASTAL CAR.
4/26	6-8	L	at Ga. Southern*
4/26	9-5	W	at Ga. Southern*
4/27	2-6	L	at Ga. Southern*
5/2	7-2	W	UNCG*
5/3	0-1	L	UNCG*
5/4	5-3	W	UNCG*
5/7	5-6	L	at Coastal Car.
5/10	18-6	W	at VMI*
5/11	5-6	L	at VMI*
5/12	3-5	L	at VMI*
5/16	2-3	L	W. CAROLINA*
5/17	3-2	W	W. CAROLINA*
5/18	3-2	W	W. CAROLINA*
5/21	8-2	W	The Citadel#
5/23	6-14	L	Georgia Southern#
5/23	3-4	L	UNCG#

* - SoCon games
- SoCon Tournament

2004 | COACH JOHN PAWLOWSKI

Record: 47-16, 25-5 SoCon (24-6 H, 23-10 A)

Southern Conference Champions
NCAA Baton Rouge Regional

Date	Score	W/L	Opponent
2/14	9-4	W	HOFSTRA
2/16	21-5	W	HOFSTRA
2/20	14-4	W	MARSHALL
2/21	8-3	W	MARYLAND
2/22	4-16	L	GEORGE MASON
2/28	5-4	W	at The Citadel
2/29	4-6	L	NC State^
2/29	2-7	L	NC State^
3/2	7-6	W	at Charleston So. (10)
3/5	4-15	L	CLEMSON
3/6	14-1	W	LONG ISLAND
3/6	11-6	W	LONG ISLAND
3/7	19-2	W	LONG ISLAND
3/9	5-7	L	CHARLESTON SO.
3/12	19-3	W	at W. Carolina*
3/13	11-10	W	at W. Carolina*
3/14	7-0	W	at W. Carolina**
3/17	6-4	W	at Mercer
3/20	13-4	W	WOFFORD*
3/20	6-3	W	WOFFORD*
3/21	13-12	W	WOFFORD* (10)
3/24	14-9	W	at Charleston So.
3/26	17-1	W	at App. State*
3/27	14-10	W	at App. State*
3/28	20-0	W	at App. State*
3/30	3-0	W	WINTHROP
4/2	20-1	W	CAMPBELL
4/3	6-3	W	CAMPBELL
4/6	9-8	W	COASTAL CAROLINA
4/9	5-10	L	THE CITADEL*
4/10	15-4	W	THE CITADEL*
4/11	9-7	W	THE CITADEL*
4/16	2-5	L	at Davidson*
4/17	15-0	W	at Davidson*
4/18	7-4	W	at Davidson*
4/21	7-2	W	at Coastal Carolina
4/23	15-5	W	ETSU*
4/24	11-4	W	ETSU*
4/25	13-6	W	ETSU*
4/28	2-7	L	at Winthrop
5/1	6-1	W	at Furman*
5/1	10-4	W	at Furman*
5/2	3-1	W	at Furman*
5/7	10-11	L	GA. SOUTHERN*
5/8	5-4	W	GA. SOUTHERN*
5/9	6-5	W	GA. SOUTHERN* (11)
5/12	8-19	L	at Clemson
5/14	4-5	L	at UNC Greensboro*
5/15	3-2	W	at UNC Greensboro*
5/16	5-4	W	at UNC Greensboro*
5/18	12-9	W	CHARLESTON SO.
5/21	12-11	W	ELON*
5/22	9-6	W	ELON*
5/23	2-10	L	ELON*
5/26	3-4	L	W. CAROLINA#
5/27	5-4	W	UNCG#
5/28	3-0	W	DAVIDSON#
5/28	4-3	W	ELON#
5/29	2-7	L	THE CITADEL#
6/4	5-6	L	#21 Southern Miss.!
6/5	2-1	W	Army!
6/5	7-3	W	#21 Southern Miss.!
6/6	3-11	L	#8 at LSU!

* - SoCon games
** - Combined no-hitter
^ - Played at Riley Park
- SoCon Tournament
! - NCAA Regional (Baton Rouge, La.)

2005 | COACH JOHN PAWLOWSKI

Record: 48-15, 27-3 SoCon (24-6 H, 23-10 A)

Southern Conference Champions
NCAA Clemson Regional

Date	Score	W/L	Opponent
2/11	6-9	L	#30 ECU (10)
2/12	15-7	W	#30 ECU
2/13	11-9	W	#30 ECU
2/18	8-4	W	Army
2/19	13-9	W	Army
2/20	9-2	W	Army
2/25	5-0	W	Towson
2/26	12-0	W	Le Moyne
3/2	6-8	L	Winthrop
3/4	19-9	W	Lipscomb
3/5	10-8	W	Lipscomb
3/6	22-11	W	Lipscomb
3/9	7-12	L	at #11 North Carolina
3/11	6-2	W	at Elon* (11)
3/12	6-5	W	at Elon* (11)
3/13	8-4	W	at Elon*
3/15	7-8	L	at Charleston So.
3/18	2-1	W	Western Carolina*
3/19	9-8	W	Western Carolina*
3/20	17-5	W	Western Carolina*
3/23	13-0	W	The Citadel
3/25	3-0	W	at Wofford*
3/26	14-1	W	at Wofford*
3/26	13-2	W	at Wofford*
4/1	24-4	W	Appalachian State*
4/2	19-3	W	Appalachian State*
4/3	7-2	W	Appalachian State*
4/5	8-6	W	at #26 Coastal Carolina
4/8	8-5	W	at Georgia State
4/9	1-5	L	at Georgia State
4/10	7-6	W	at Georgia State
4/12	9-3	W	Charleston So.
4/15	4-6	L	at The Citadel*
4/16	9-3	W	at The Citadel*
4/17	9-7	W	at The Citadel*
4/19	5-9	L	Coastal Carolina
4/20	2-10	L	Mercer
4/22	5-9	L	Davidson*
4/23	9-1	W	Davidson*
4/24	8-1	W	Davidson*
4/26	4-1	W	at Winthrop
4/30	13-11	W	at ETSU* (11)
4/30	12-6	W	at ETSU*
5/1	10-7	W	at ETSU*
5/6	7-6	W	Furman* (10)
5/7	6-4	W	Furman*
5/8	9-1	W	Furman*
5/10	14-5	W	Charleston So.
5/12	9-8	W	at Georgia Southern*
5/13	6-7	L	at Georgia Southern*
5/14	14-1	W	at Georgia Southern*
5/17	5-8	L	at #24 Clemson
5/19	9-1	W	UNC Greensboro*
5/21	7-2	W	UNC Greensboro*
5/21	8-0	W	UNC Greensboro*
5/25	7-9	L	Furman #
5/26	8-2	W	UNC Greensboro #
5/27	11-4	W	Western Carolina #
5/27	9-7	W	The Citadel #
5/28	5-11	W	Georgia Southern #
6/3	5-2	W	Oral Roberts !
6/4	0-6	L	Clemson !
6/5	0-6	L	Oral Roberts !

* - SoCon games
- SoCon Tournament
! - NCAA Regional (Clemson, S.C.)



YEAR-BY-YEAR RESULTS

2006 | COACH JOHN PAWLOWSKI

Record: 46-17, 20-7 SoCon (23-7 H, 23-10 A)
 Southern Conference Tournament Champions
 NCAA Lexington Regional Champions
 NCAA Atlanta Super Regional

Date	Score	W/L	Opponent
2/10	16-4	W	HIGH POINT
2/11	12-6	W	HIGH POINT
2/12	9-3	W	HIGH POINT
2/17	0-5	L	at East Carolina
2/18	2-4	L	at East Carolina
2/19	11-8	W	at East Carolina
2/22	14-1	W	SAVANNAH STATE
2/24	13-3	W	HOFSTRA
2/26	7-6	W	VIRGINIA (17 inn.)
3/3	0-6	L	#1 CLEMSON
3/4	2-1	W	GEORGIA STATE
3/4	20-7	W	GEORGIA STATE
3/5	15-2	W	GEORGIA STATE
3/10	6-2	W	ST. JOHN'S
3/11	4-3	W	ST. JOHN'S
3/12	8-10	L	ST. JOHN'S
3/14	10-8	W	CHARLOTTE
3/15	8-5	W	at Charleston So.
3/17	10-3	W	at Appalachian State*
3/18	8-2	W	at Appalachian State*
3/19	2-0	W	at Appalachian State*
3/21	3-1	W	COASTAL CAROLINA
3/24	2-3	L	at UNC Greensboro*
3/25	5-0	W	at UNC Greensboro*
3/26	3-0	W	at UNC Greensboro*
3/29	11-9	W	CHARLESTON SO.
3/31	5-1	W	ELON*
4/1	3-2	W	ELON*
4/2	1-8	L	ELON*
4/4	8-3	W	#23 WINTHROP
4/7	12-3	W	at Davidson*
4/8	6-1	W	at Davidson*
4/9	11-3	W	at Davidson*
4/11	5-2	W	#20 at Winthrop
4/14	17-1	W	at Western Carolina*
4/15	14-6	W	at Western Carolina*
4/16	4-5	L	at Western Carolina*
4/18	3-10	L	at Coastal Carolina
4/19	1-2	L	CHARLESTON SO.
4/21	11-4	W	WOFFORD*
4/22	6-1	W	WOFFORD*
4/23	6-3	W	WOFFORD*
4/25	1-4	L	at The Citadel
5/6	4-5	L	GA. SOUTHERN* (10 inn.)
5/8	5-2	W	GA. SOUTHERN*
5/8	4-1	W	GA. SOUTHERN*
5/10	8-5	W	at Charleston So.
5/12	3-2	W	at Furman*
5/13	4-5	L	at Furman*
5/14	7-1	W	at Furman*
5/16	0-1	L	#3 at Clemson
5/18	2-4	L	THE CITADEL*
5/19	7-5	W	THE CITADEL*
5/20	10-11	L	THE CITADEL*
5/24	13-5	W	UNC Greensboro #
5/25	1-0	W	Western Carolina #
5/26	12-1	W	#25 Elon #
5/27	5-4	W	at The Citadel #
6/2	5-4	W	#15 Notre Dame (16 inn.) !
6/3	11-0	W	Ball State !
6/4	7-4	W	#13 at Kentucky!
6/9	0-5	L	#4 at Ga. Tech \$
6/10	3-12	L	#4 at Ga. Tech \$

* - SoCon games
 # - SoCon Tournament
 ! - NCAA Regional (Lexington, Ky.)
 \$ - NCAA Super Regional (Atlanta, Ga.)

2007 | COACH JOHN PAWLOWSKI

Record: 39-19, 20-7 SoCon (23-8 H, 15-9 A. 1-2 N)
 Southern Conference Champions

Date	Score	W/L	Opponent
2/14	9-5	W	Charleston So.
2/16	7-6	W	Towson (10)
2/17	14-8	W	Towson
2/18	13-11	W	Towson
2/20	9-17	L	at Charleston So.
2/23	9-3	W	George Mason
2/24	15-3	W	Cleveland State
2/25	23-9	W	George Mason
2/27	14-1	W	at Savannah State
3/3	10-3	W	Stony Brook
3/3	13-3	W	Stony Brook
3/4	4-1	W	Stony Brook
3/6	5-4	W	vs #2 South Carolina (10)
3/9	4-6	L	at Texas- San Antonio
3/10	7-8	L	at Texas- San Antonio (11)
3/11	4-2	W	at Texas- San Antonio (10)
3/14	5-7	L	Eastern Illinois
3/17	6-7	L	at Charlotte
3/17	4-2	W	at Charlotte
3/18	6-7	L	Charlotte (10)
3/20	9-1	W	Charleston So.
3/23	7-6	W	Western Carolina*
3/24	18-8	W	Western Carolina*
3/25	8-7	W	Western Carolina*
3/27	5-6	L	#15 Coastal Carolina
3/30	8-5	W	at Wofford*
3/31	5-8	L	at Wofford*
4/1	21-9	W	at Wofford*
4/4	7-0	W	vs The Citadel
4/6	11-3	W	Appalachian State*
4/7	10-6	W	Appalachian State*
4/8	7-6	W	Appalachian State*
4/10	10-2	W	at Charleston So.
4/13	19-6	W	at Georgia Southern*
4/14	7-10	L	at Georgia Southern*
4/15	14-9	W	at Georgia Southern*
4/17	13-8	W	Savannah State
4/18	11-9	W	at Winthrop (10)
4/20	12-3	W	Furman*
4/21	4-3	W	Furman*
4/22	10-12	L	Furman* (12)
4/27	7-2	W	at The Citadel*
4/28	15-9	W	at The Citadel*
4/29	10-4	W	at The Citadel*
5/2	14-16	L	Winthrop
5/4	5-2	W	at Elon*
5/5	11-18	L	at Elon*
5/6	19-7	W	at Elon*
5/8	7-8	L	at #15 Coastal Carolina
5/11	6-2	W	UNC Greensboro*
5/12	3-5	L	UNC Greensboro*
5/13	5-10	L	UNC Greensboro*
5/15	7-19	L	at #14 Clemson
5/17	11-5	W	Davidson*
5/18	14-2	W	Davidson*
5/18	5-6	L	Davidson* (11)
5/23	6-19	L	vs. Wofford*
5/24	10-11	L	vs. Appalachian State#

* - SoCon games
 # - SoCon Tournament

2008 | COACH JOHN PAWLOWSKI

Record: 39-20, 19-8 SoCon (25-8 H, 11-1 A. 3-1 N)

Date	Score	W/L	Opponent
2/23	10-9	W	GEORGE MASON
2/23	28-14	W	GEORGE MASON
2/24	7-6	W	GEORGE MASON
2/26	13-12	W	COASTAL CAROLINA (11)
2/29	6-7	L	CLEMSON
3/1	11-5	W	JACKSONVILLE STATE
3/1	17-7	W	JACKSONVILLE STATE
3/2	1-2	L	JACKSONVILLE STATE
3/4	26-8	W	SAVANNAH STATE
3/5	12-4	W	CHARLESTON SO.
3/8	12-20	L	TEXAS-SAN ANTONIO
3/8	20-16	W	TEXAS-SAN ANTONIO
3/9	9-4	W	TEXAS-SAN ANTONIO
3/11	1-13	L	at The Citadel
3/12	17-6	W	at Winthrop
3/14	13-1	W	INDIANA STATE
3/15	9-4	W	INDIANA STATE
3/15	20-26	L	INDIANA STATE
3/16	3-6	L	INDIANA STATE
3/18	1-13	L	SOUTH CAROLINA
3/21	31-3	W	at Davidson*
3/22	13-4	W	at Davidson*
3/23	8-6	W	at Davidson*
3/26	3-5	L	at South Carolina
3/28	9-15	L	GEORGIA SOUTHERN*
3/29	5-4	W	GEORGIA SOUTHERN*
3/30	7-6	W	GEORGIA SOUTHERN*
4/1	5-2	W	at Charleston So.
4/2	5-4	W	WINTHROP
4/4	16-13	W	at Appalachian State*
4/5	8-2	W	at Appalachian State*
4/6	7-6	W	at Appalachian State*
4/8	11-1	W	SAVANNAH STATE (10)
4/11	9-11	L	at Furman*
4/12	3-5	L	at Furman*
4/13	5-9	L	at Furman*
4/16	4-2	W	at Charleston So.
4/18	14-15	L	ELON*
4/19	17-1	W	ELON*
4/20	13-6	W	ELON*
4/22	6-8	L	at Coastal Carolina
4/25	12-2	W	THE CITADEL*
4/26	4-1	W	THE CITADEL*
4/27	9-6	W	THE CITADEL*
5/2	3-6	L	at UNC Greensboro*
5/3	9-12	L	at UNC Greensboro*
5/4	17-18	L	at UNC Greensboro*
5/7	13-4	W	CHARLESTON SO.
5/9	10-7	W	WOFFORD*
5/10	20-1	W	WOFFORD*
5/10	10-0	W	WOFFORD*
5/13	6-12	L	at Clemson
5/16	10-4	W	at Western Carolina*
5/16	20-9	W	at Western Carolina*
5/17	12-13	L	at Western Carolina*
5/21	5-4	W	vs. Western Carolina#
5/22	12-8	W	vs. Furman#
5/24	12-11	W	vs. Furman# (10)
5/25	8-17	L	vs. Elon#

* - SoCon games
 # - SoCon Tournament

YEAR-BY-YEAR RESULTS

2009 | COACH MONTE LEE
Record: 35-22, 17-13 SoCon (22-5 H, 12-15 A, 1-2 N)

Date	Score	W/L	Opponent
2/20	6-2	W	MIAMI (OH)
2/21	9-7	W	MIAMI (OH)
2/22	14-8	W	MIAMI (OH)
2/24	3-5	L	at UNC Wilmington
2/27	6-7	L	vs. #11 Oklahoma State^
2/27	8-4	W	vs. St. John's^
3/3	9-2	W	XAVIER
3/4	3-2	W	XAVIER
3/6	8-0	W	UNC GREENSBORO*
3/7	11-4	W	UNC GREENSBORO*
3/8	7-1	W	UNC GREENSBORO*
3/10	30-10	W	QUINNIPIAC
3/11	13-4	W	at Charleston So.
3/13	9-3	W	WESTERN CAROLINA*
3/14	2-8	L	WESTERN CAROLINA*
3/15	7-4	W	WESTERN CAROLINA*
3/18	3-0	W	at #10 Coastal Carolina
3/20	17-7	W	at Samford*
3/21	12-3	W	at Samford*
3/22	9-7	W	at Samford*
3/24	2-14	L	SOUTH CAROLINA
3/28	18-4	W	FURMAN*
3/28	9-10	L	FURMAN*
3/29	27-9	W	FURMAN*
3/31	15-8	W	at Charleston So.
4/3	14-15	L	at Georgia Southern*
4/4	7-16	L	at Georgia Southern*
4/5	8-20	L	at Georgia Southern*
4/7	21-8	W	THE CITADEL
4/8	12-16	L	at Mercer
4/11	6-25	L	at Elon*
4/11	8-11	L	at Elon*
4/12	11-13	L	at Elon*
4/14	6-20	L	at South Carolina
4/15	12-6	W	UNC WILMINGTON
4/17	5-3	W	APPALACHIAN STATE*
4/18	3-7	L	APPALACHIAN STATE*
4/19	4-6	L	APPALACHIAN STATE*
4/22	17-11	W	at #19 Coastal Carolina
4/24	6-1	W	at UNC Asheville
4/25	7-8	L	at UNC Asheville
4/25	9-3	W	at UNC Asheville
4/28	13-7	W	#22 COASTAL CAROLINA
5/1	9-4	W	DAVIDSON*
5/2	12-11	W	DAVIDSON*
5/3	27-10	W	DAVIDSON*
5/6	10-3	W	CHARLESTON SO.
5/6	5-2	W	CHARLESTON SO.
5/8	18-2	W	at Wofford*
5/9	24-7	W	at Wofford*
5/10	5-0	W	at Wofford*
5/12	2-5	L	at Clemson
5/14	3-14	L	at The Citadel*
5/15	4-10	L	at The Citadel*
5/16	0-7	L	at The Citadel*
5/20	4-12	L	vs. Western Carolina#
5/21	5-6	L	vs. Furman#

* - SoCon games
- SoCon Tournament

2010 | COACH MONTE LEE
Record: 44-19, 22-8 SoCon (26-7 H, 15-8 A, 3-4 N)

Date	Score	W/L	Opponent
2/19	8-4	W	RADFORD
2/20	9-1	W	RADFORD
2/21	11-3	W	RADFORD
2/23	15-7	W	at Jacksonville
2/26	8-18	L	UNC ASHEVILLE
2/27	12-11	W	UNC ASHEVILLE
2/28	3-1	W	UNC ASHEVILLE
3/3	10-7	W	HOLY CROSS
3/3	12-7	W	CHARLESTON SO.
3/5	2-6	L	#28 ALABAMA
3/6	0-4	L	#28 ALABAMA
3/7	7-6	W	#28 ALABAMA
3/9	14-5	W	TOLEDO
3/10	7-4	W	BALL STATE
3/12	13-20	L	SAMFORD*
3/13	14-4	W	SAMFORD*
3/14	4-18	L	SAMFORD*
3/16	5-4	W	#8 COASTAL CAROLINA
3/17	3-2	W	JACKSONVILLE
3/19	14-10	W	UNC Greensboro*
3/20	9-2	W	UNC Greensboro*
3/21	6-5	W	UNC Greensboro*
3/24	28-9	W	Charleston So.
3/26	11-8	W	Western Carolina*
3/27	3-4	L	Western Carolina*
3/27	9-10	L	Western Carolina*
3/30	9-4	W	CHARLESTON SO.
4/2	5-4	W	GEORGIA SOUTHERN*
4/3	8-7	W	GEORGIA SOUTHERN*
4/4	11-8	W	GEORGIA SOUTHERN*
4/7	3-6	L	#8 South Carolina
4/9	3-11	L	Furman*
4/10	5-8	L	Furman*
4/11	19-5	W	Furman*
4/13	10-11	L	USC Upstate
4/16	8-2	W	WOFFORD*
4/17	17-6	W	WOFFORD*
4/18	3-0	W	WOFFORD*
4/20	16-7	W	The Citadel*
4/23	3-14	L	ELON*
4/24	16-6	W	ELON*
4/24	6-4	W	ELON*
4/30	10-8	W	Davidson*
5/1	11-3	W	Davidson*
5/2	8-4	W	Davidson*
5/7	13-9	W	THE CITADEL*
5/8	7-3	W	THE CITADEL*
5/9	3-6	L	THE CITADEL*
5/11	20-3	W	USC UPSTATE
5/12	0-10	L	#21 North Carolina
5/15	15-5	W	Appalachian State*
5/16	13-1	W	Appalachian State*
5/16	9-1	W	Appalachian State*
5/20	2-3	L	UNC Wilmington
5/22	10-8	W	UNC WILMINGTON
5/26	12-11	W	Appalachian State#
5/27	6-7	L	Western Carolina#
5/28	6-10	L	Appalachian State#
6/4	9-6	W	N.C. State
6/5	16-6	W	#3 Coastal Carolina
6/6	7-8	L	#3 Coastal Carolina
6/7	10-11	L	#3 Coastal Carolina

* - SoCon games
- SoCon Tournament

2011 | COACH MONTE LEE
Record: 39-22, 18-12 SoCon (24-12 H, 12-8 A, 3-2 N)

Date	Score	W/L	Opponent
2/18	11-6	W	KENTUCKY
2/19	6-2	W	MIAMI (OH)
2/20	8-6	W	MARSHALL
2/22	5-4	W	UNC WILMINGTON
2/25	14-1	W	YOUNGSTOWN STATE
2/26	15-0	W	YOUNGSTOWN STATE
2/27	6-2	W	YOUNGSTOWN STATE
3/1	9-5	W	Jacksonville
3/2	3-12	L	COASTAL CAROLINA
3/4	7-5	W	WESTERN KENTUCKY
3/5	4-7	L	AUBURN
3/6	24-4	W	NEW YORK TECH
3/8	4-0	W	USC UPSTATE
3/9	12-1	W	BALL STATE
3/11	4-2	W	Davidson*
3/12	3-8	L	Davidson*
3/13	13-2	W	Davidson*
3/16	8-4	W	JACKSONVILLE
3/18	2-7	L	SOUTHERN MISSISSIPPI
3/19	1-3	L	CONNECTICUT
3/20	2-3	L	RHODE ISLAND
3/22	4-24	L	#4 South Carolina
3/25	7-11	L	GEORGIA SOUTHERN*
3/26	3-2	W	GEORGIA SOUTHERN*
3/27	1-7	L	GEORGIA SOUTHERN*
4/1	6-3	W	WESTERN CAROLINA*
4/2	15-8	W	WESTERN CAROLINA*
4/3	15-3	W	WESTERN CAROLINA*
4/6	6-5	W	UNC Wilmington
4/8	2-6	L	THE CITADEL*
4/9	14-17	L	THE CITADEL*
4/10	10-5	W	THE CITADEL*
4/12	10-9	W	Charleston So.
4/13	3-4	L	CHARLESTON SO.
4/15	1-5	L	Elon*
4/16	4-5	L	Elon*
4/17	4-1	W	Elon*
4/19	3-8	L	#2 SOUTH CAROLINA
4/20	10-6	W	USC Upstate
4/23	10-6	W	FURMAN*
4/23	9-6	W	FURMAN*
4/24	13-12	W	FURMAN*
4/29	8-5	W	Wofford*
4/30	24-6	W	Wofford*
5/1	7-5	W	Wofford*
5/6	4-5	L	UNC GREENSBORO*
5/7	6-5	W	UNC GREENSBORO*
5/8	6-9	L	UNC GREENSBORO*
5/10	7-1	W	THE CITADEL
5/13	7-4	W	APPALACHIAN STATE*
5/14	5-8	L	APPALACHIAN STATE*
5/15	10-7	W	APPALACHIAN STATE*
5/17	9-5	W	PRESBYTERIAN
5/19	11-8	W	Samford*
5/20	1-4	L	Samford*
5/21	5-6	L	Samford*
5/25	2-4	L	Georgia Southern#
5/26	4-3	W	Elon#
5/27	4-2	W	Western Carolina#
5/28	9-1	W	Georgia Southern#
5/28	6-7	L	Georgia Southern#

* - SoCon games
- SoCon Tournament



YEAR-BY-YEAR RESULTS

2012 | COACH MONTE LEE

Record: 38-22, 21-9 SoCon (21-8 H, 16-10 A. 1-4 N)
Regular Season Southern Conference Champions
NCAA Gainesville Regional

Date	Score	W/L	Opponent
2/17	5-2	W	at South Alabama
2/19	6-3	W	at South Alabama
2/19	3-0	W	at South Alabama
2/24	5-9	L	RHODE ISLAND
2/25	10-6	W	CONNECTICUT
2/26	4-1	W	XAVIER
2/28	7-0	W	at Jacksonville
3/2	7-1	W	ELON*
3/4	2-4	L	ELON*
3/4	2-3	L	ELON* (10)
3/6	2-0	W	TOLEDO
3/7	6-3	W	at Winthrop
3/9	14-6	W	at Furman*
3/10	4-3	W	at Furman*
3/11	13-11	W	at Furman*
3/13	3-6	L	UNCW
3/14	1-5	L	at Coastal Carolina
3/16	5-1	W	WOFFORD*
3/17	8-1	W	WOFFORD*
3/18	8-4	W	WOFFORD*
3/20	3-7	L	at UNC Wilmington
3/23	16-3	W	DAVIDSON*
3/24	6-2	W	DAVIDSON*
3/25	6-0	W	DAVIDSON*
3/27	3-2	W	CHARLESTON SO. (10)
3/28	16-3	W	JACKSONVILLE
3/30	2-4	L	at Georgia Southern*
3/31	4-1	W	at Georgia Southern*
4/1	2-4	L	at Georgia Southern*
4/4	0-7	L	#10 SOUTH CAROLINA
4/6	6-8	L	at #30 Appalachian State*
4/7	2-8	L	at #30 Appalachian State*
4/8	8-3	W	at #30 Appalachian State*
4/10	16-3	W	WINTHROP
4/13	7-3	W	SAMFORD*
4/14	3-5	L	SAMFORD*
4/15	10-5	W	SAMFORD*
4/17	4-3	W	at #8 South Carolina
4/20	8-4	W	THE CITADEL*
4/21	7-2	W	THE CITADEL*
4/22	6-5	W	THE CITADEL* (11)
4/27	5-4	W	at Western Carolina*
4/28	6-7	L	at Western Carolina*
4/29	6-2	W	at Western Carolina*
5/5	3-4	L	at Clemson (11)
5/6	3-12	L	at Clemson
5/7	4-2	W	at Clemson
5/8	12-0	W	SAVANNAH STATE
5/11	2-4	L	UNC ASHEVILLE
5/12	4-8	L	UNC ASHEVILLE
5/13	11-6	W	UNC ASHEVILLE
5/15	9-8	W	COASTAL CAROLINA (12)
5/17	11-6	W	at UNC Greensboro*
5/18	8-10	L	at UNC Greensboro*
5/19	10-4	W	at UNC Greensboro*
5/23	6-8	L	The Citadel (11)#
5/24	12-14	L	Elon#
6/1	4-8	L	#24 Georgia Tech!
6/2	8-2	W	Bethune-Cookman!
6/3	0-3	L	#24 Georgia Tech!

* - SoCon games
 # - SoCon Tournament, Fluor Field, Greenville, S.C.
 ! - NCAA Gainesville Regional

2013 | COACH MONTE LEE

Record: 31-26, 18-11 SoCon (19-13 H, 12-9 A. 0-4 N)

Date	Score	W/L	Opponent
2/15	6-3	W	XAVIER
2/16	5-6	L	XAVIER
2/17	4-1	W	XAVIER
2/19	13-5	W	CHARLESTON SO.
2/22	1-3	L	vs. Indiana State
2/23	1-5	L	at Auburn
2/24	3-4	L	vs. Middle Tennessee St
2/27	12-5	W	at Jacksonville
3/1	12-2	W	#30 SOUTH ALABAMA
3/2	0-3	L	#30 SOUTH ALABAMA
3/3	3-2	W	#30 SOUTH ALABAMA
3/5	6-5	W	UNC WILMINGTON
3/6	15-1	W	at Charleston So.
3/8	2-3	L	at Elon (10)*
3/9	11-6	W	at Elon*
3/10	7-4	W	at Elon*
3/15	4-5	L	WESTERN CAROLINA*
3/16	6-4	W	WESTERN CAROLINA*
3/17	6-10	L	WESTERN CAROLINA*
3/19	4-9	L	CONNECTICUT
3/20	11-7	W	THE CITADEL
3/22	2-5	L	APPALACHIAN STATE*
3/23	4-2	W	APPALACHIAN STATE*
3/26	1-3	L	#14 SOUTH CAROLINA
3/29	9-7	W	at Samford (11)*
3/29	13-7	W	at Samford*
3/30	10-0	W	at Samford*
4/2	2-7	L	at UNC Wilmington
4/5	0-12	L	UNCG*
4/6	11-3	W	UNCG*
4/7	3-2	W	UNCG (10)*
4/10	1-2	L	at Coastal Carolina (14)
4/12	10-5	W	at Davidson*
4/13	4-5	L	at Davidson*
4/14	18-5	W	at Davidson*
4/16	6-10	L	at #14 South Carolina
4/19	9-11	L	FURMAN*
4/20	5-6	L	FURMAN*
4/21	6-1	W	FURMAN*
4/23	14-2	W	COASTAL CAROLINA
4/27	3-7	L	RADFORD
4/27	5-3	W	RADFORD
4/28	8-2	W	RADFORD
5/3	10-6	W	at Wofford*
5/3	3-6	L	at Wofford*
5/4	3-0	W	at Wofford*
5/7	2-6	L	#30 CAMPBELL
5/8	3-5	L	GEORGIA
5/10	1-7	L	at The Citadel*
5/11	1-7	L	at The Citadel*
5/12	7-5	W	at The Citadel*
5/14	10-0	W	JACKSONVILLE
5/16	7-2	W	GEORGIA SOUTHERN*
5/17	3-2	W	GEORGIA SOUTHERN*
5/18	8-6	W	GEORGIA SOUTHERN*
5/23	0-2	L	vs. Georgia Southern#
5/23	8-18	L	vs. Elon#

* - SoCon games
 # - SoCon Tournament, Fluor Field, Greenville, S.C.

2014 | COACH MONTE LEE

Record: 44-19, 15-6 CAA (28-7 H, 12-12 A. 4-0 N)
CAA Tournament Champions
NCAA Gainesville Regional Champions
NCAA Lubbock Super Regional

Date	Score	W/L	Opponent
2/15	7-4	W	#12 NORTH CAROLINA
2/16	3-12	L	#12 NORTH CAROLINA
2/17	3-1	W	#12 NORTH CAROLINA
2/19	12-3	W	CHARLESTON SO.
2/21	7-3	W	RHODE ISLAND
2/22	1-0	W	RHODE ISLAND
2/23	7-4	W	RHODE ISLAND
2/25	5-2	W	CHARLOTTE
2/28	5-4	W	MARIST
3/1	7-3	W	MARIST
3/2	7-0	W	MARIST
3/4	2-5	L	TOLEDO
3/8	4-5	L	at The Citadel (11)
3/9	11-5	W	THE CITADEL
3/10	8-0	W	at The Citadel
3/11	4-3	W	JACKSONVILLE
3/14	6-8	L	KENT STATE
3/15	3-2	W	MICHIGAN (7)
3/15	4-3	W	MICHIGAN (7)
3/19	9-2	W	at Charleston So.
3/21	3-8	L	at #21 Houston
3/22	2-3	L	at #21 Houston
3/23	1-7	L	at #21 Houston
3/25	2-4	L	at #2 South Carolina
3/28	3-0	W	NORTHEASTERN*
3/29	3-4	L	NORTHEASTERN*
3/30	3-5	L	NORTHEASTERN*
4/2	4-1	W	at Jacksonville
4/4	14-5	W	at Towson*
4/5	5-3	W	at Towson*
4/6	8-6	W	at Towson*
4/9	1-2	L	at USC Upstate
4/11	6-2	W	DELAWARE*
4/12	12-1	W	DELAWARE*
4/13	8-3	W	DELAWARE*
4/16	3-7	L	GEORGIA SOUTHERN
4/19	6-2	W	JMU*
4/19	5-0	W	JMU*
4/20	12-2	W	JMU*
4/22	0-3	L	at Coastal Carolina
4/23	5-3	W	at Georgia Southern
4/25	2-1	W	BETHUNE-COOKMAN (10)
4/26	4-3	W	BETHUNE-COOKMAN (10)
4/27	3-2	W	BETHUNE-COOKMAN (11)
5/2	0-5	L	at UNCW*
5/3	2-3	L	at UNCW*
5/4	7-4	W	at UNCW*
5/7	5-3	W	USC UPSTATE
5/9	7-3	W	at Hofstra*
5/10	2-4	L	at Hofstra*
5/11	2-1	W	at Hofstra*
5/13	11-10	W	COASTAL CAROLINA (12)
5/16	3-2	W	WILLIAM & MARY (23)*
5/17	5-2	W	WILLIAM & MARY (7)*
5/17	0-6	L	WILLIAM & MARY*
5/22	7-4	W	at UNCW#
5/23	3-1	W	vs. William & Mary#
5/24	6-4	W	vs. William & Mary#
5/30	3-2	W	at #8 Florida!
5/31	6-3	W	vs. Long Beach State!
6/2	4-2	W	vs. Long Beach State!
6/7	0-1	L	at #10 Texas Tech\$
6/8	0-1	L	at #10 Texas Tech\$

* - CAA games
 # - CAA Tournament, Wilmington, N.C.
 ! - NCAA Gainesville Regional, Gainesville, Fla.
 \$ - NCAA Lubbock Super Regional, Lubbock, Texas

YEAR-BY-YEAR RESULTS

2015 | COACH MONTE LEE

Record: 45-15, 21-3 CAA (26-8 H, 19-7 A)

CAA Regular Season Champions

NCAA Tallahassee Regional

Date	Score	W/L	Opponent
2/13	6-3	W	at #10 South Carolina
2/14	1-7	L	at #10 South Carolina
2/14	3-8	L	at #10 South Carolina
2/20	8-7	W	THE CITADEL (11)
2/21	6-4	W	at The Citadel
2/22	4-3	W	THE CITADEL
2/27	4-2	W	#41 INDIANA
2/28	1-15	L	#41 INDIANA
3/4	8-3	W	at Virginia Tech
3/7	3-1	W	RADFORD
3/7	10-4	W	RADFORD
3/8	7-11	L	RADFORD
3/11	14-7	W	USC UPSTATE
3/13	1-6	L	HIGH POINT
3/14	11-9	W	HIGH POINT
3/15	5-6	L	HIGH POINT
3/17	10-3	W	at Campbell
3/20	19-8	W	TOWSON*
3/21	6-4	W	TOWSON*
3/21	12-9	W	TOWSON*
3/25	0-2	L	CAMPBELL
3/27	12-0	W	at James Madison*
3/28	10-6	W	at James Madison*
3/29	8-7	W	at James Madison*
3/31	10-0	W	at USC Upstate
4/3	8-0	W	HOFSTRA*
4/4	6-1	W	HOFSTRA*
4/5	9-4	W	HOFSTRA*
4/7	11-0	W	GEORGIA SOUTHERN
4/10	11-3	W	ELON*
4/11	1-14	L	ELON*
4/12	8-3	W	ELON*
4/14	8-3	W	at Coastal Carolina
4/17	10-2	W	at Delaware*
4/18	8-3	W	at Delaware*
4/19	8-10	L	at Delaware*
4/21	7-6	W	at Georgia Southern
4/22	8-5	W	COASTAL CAROLINA
4/24	9-2	W	FURMAN
4/25	10-8	W	FURMAN
4/26	7-6	W	FURMAN
5/1	15-2	W	at William & Mary*
5/2	3-1	W	at William & Mary*
5/3	10-6	W	at William & Mary*
5/6	3-6	L	at Clemson
5/8	13-4	W	UNCW*
5/9	5-4	W	UNCW*
5/10	11-7	W	UNCW*
5/14	4-5	L	at Northeastern (10)*
5/15	12-6	W	at Northeastern*
5/16	8-2	W	at Northeastern*
5/21	9-0	W	ELON #
5/22	3-4	L	UNCW # (10)
5/23	4-1	W	DELAWARE #
5/23	6-7	L	UNCW #
5/29	7-6	W	vs. Auburn ! (11)
5/30	2-3	L	at #10 Florida State !
5/31	3-2	W	vs. Auburn !
6/1	1-8	L	at #10 Florida State !

* - CAA games

- CAA Tournament, Mt. Pleasant, S.C.

! - NCAA Tallahassee Regional, Tallahassee, Fla.

2016 | COACH MATT HEATH

Record: 31-26-1, 12-12 CAA (22-11-1 H, 9-15 A)

Date	Score	W/L	Opponent
2/19	0-4	L	NEBRASKA
2/20	13-5	W	NEBRASKA
2/21	7-3	W	NEBRASKA
2/26	2-1	W	at #10 Florida State
2/27	3-8	L	at #10 Florida State
2/28	2-11	L	at #10 Florida State
3/1	6-10	L	at Georgia Southern
3/2	9-4	W	COASTAL CAROLINA
3/4	5-1	W	at The Citadel
3/5	1-0	W	THE CITADEL
3/6	12-9	W	at The Citadel
3/8	5-3	W	RICHMOND
3/11	6-2	W	MERCER
3/12	5-4	W	MERCER
3/13	17-13	W	MERCER
3/15	7-9	L	at Furman
3/16	4-1	W	CHARLESTON SO.
3/18	1-2	L	VCU
3/19	3-4	L	VCU
3/20	7-4	W	VCU
3/22	4-2	W	COASTAL CAROLINA
3/25	14-4	W	DELAWARE*
3/26	3-2	W	DELAWARE*
3/27	15-2	W	DELAWARE*
3/29	6-5	W	at #2 South Carolina
4/1	6-9	L	at Elon*
4/2	6-2	W	at Elon*
4/3	11-6	W	at Elon*
4/5	10-13	L	GEORGIA SOUTHERN
4/8	4-7	L	UC SANTA BARBARA
4/9	10-3	W	UC SANTA BARBARA
4/10	6-6	T	UC SANTA BARBARA
4/13	3-5	L	at Coastal Carolina
4/15	3-4	L	at Hofstra*
4/16	1-3	L	at Hofstra*
4/17	7-8	L	at Hofstra*
4/20	5-9	L	at Coastal Carolina
4/22	3-9	L	JAMES MADISON*
4/23	7-5	W	JAMES MADISON*
4/24	1-3	L	JAMES MADISON*
4/29	3-4	L	at Towson*
4/30	9-4	W	at Towson*
4/30	4-7	L	at Towson*
5/6	3-8	L	at UNCW*
5/7	5-9	L	at UNCW*
5/8	8-5	W	at UNCW* (10)
5/10	4-13	L	at Clemson
5-11	11-4	W	at Clemson
5/13	2-3	L	NORTHEASTERN*
5/14	8-5	W	NORTHEASTERN*
5/15	3-2	W	NORTHEASTERN* (12)
5/19	5-1	W	WILLIAM & MARY*
5/20	1-6	L	WILLIAM & MARY*
5/21	6-0	W	WILLIAM & MARY*
5/25	9-8	W	ELON #
5/26	7-2	W	WILLIAM & MARY #
5/27	1-6	L	UNCW #
5/27	3-10	L	WILLIAM & MARY #

* - CAA games

- CAA Tournament, Mt. Pleasant, S.C.

2017 | COACH MATT HEATH

Record: 28-31, 13-11 CAA (17-13 H, 9-16 A, 2-2 N)

Date	Score	W/L	Opponent
2/17	9-3	W	at Georgia
2/18	15-6	W	at Georgia
2/19	8-9	L	at Georgia
2/22	7-16	L	at Coastal Carolina
2/24	4-3	W	CINCINNATI
2/25	4-5	L	CINCINNATI
2/26	5-3	W	CINCINNATI
3/1	7-14	L	at Georgia Southern
3/3	3-2	W	THE CITADEL
3/4	10-1	W	at The Citadel
3/5	3-1	W	THE CITADEL
3/7	7-12	L	EAST CAROLINA
3/8	12-15	L	EAST CAROLINA
3/10	5-13	L	KENT STATE
3/11	10-7	W	KENT STATE
3/12	12-15	L	KENT STATE
3/14	2-11	L	NORTH FLORIDA
3/17	1-10	L	at Nebraska
3/18	1-6	L	at Nebraska
3/19	2-6	L	at Nebraska
3/21	4-8	L	#6 CLEMSON
3/24	1-2	L	HOFSTRA*
3/25	12-1	W	HOFSTRA*
3/26	4-2	W	HOFSTRA*
3/28	4-8	L	GEORGIA SOUTHERN
3/31	8-7	W	UNCW*
4/1	2-0	W	UNCW*
4/2	7-6	W	UNCW*
4/5	20-3	W	at North Florida
4/7	5-6 (12)	L	at James Madison*
4/8	8-4	W	at James Madison*
4/9	12-11	W	at James Madison*
4/12	13-5	W	at Charleston So.
4/14	3-6	L	at Northeastern*
4/15	3-4	L	at Northeastern*
4/16	3-6	L	at Northeastern*
4/19	5-8	L	COASTAL CAROLINA
4/21	16-3	W	TOWSON*
4/22	5-0	W	TOWSON*
4/23	8-1	W	TOWSON*
4/25	2-7	L	#3 CLEMSON
4/28	11-2	W	ELON*
4/29	5-3	W	ELON*
4/30	4-6	L	ELON*
5/5	6-7	L	at William & Mary*
5/6	4-6	L	at William & Mary*
5/7	0-2	L	at William & Mary*
5/10	6-5	W	at Coastal Carolina
5/12	3-1	W	#13 ARIZONA
5/13	3-4	L	#13 ARIZONA
5/14	0-6	L	#13 ARIZONA
5/16	9-5	W	CHARLESTON SO.
5/18	4-17	L	at Delaware*
5/19	1-6	L	at Delaware*
5/20	11-7	W	at Delaware*
5/24	0-9	L	vs. Delaware#
5/25	1-0	W	vs. Elon#
5/26	7-6	W	vs. William & Mary#
5/26	5-8	L	vs. Northeastern#

* - CAA games

- CAA Tournament, Wilmington, N.C.

ALL-TIME ROSTER | PITCHERS

A

Greg Alden (#16, rhp, 2000-01-02)
Austin Alexander (#5, rhp, 1996-97)
Taylor Alvarez (#32, rhp, 2013)
Josh Arrington (#25, rhp, 1997-98)
Corey Ashner (#3, rhp, 2008-09)

B

Justin Baker (#12, rhp, 2016-pres.)
Zach Banks (#30, lhp, 2017-pres.)
Matt Baran (#23, rhp, 2008)
Eric Bauer (#26, lhp, 2014-16)
Scott Benson (#16, rhp, 1991-94)
Jeff Beliveau (#15, lhp, 2006-2007)
Mitch Besselievre (#30, rhp, 2006-07)
Aaron Black (#33, rhp, 1998-00)
Jeff Blankenship (#9, rhp, 1997-98)
Matt Botzum (#34, rhp, 2004)
Aaron Bouronich (#37, lhp, 2009-10)
Wes Braden (#33, rhp, 2005-06-07)
Owen Brittle (#29, lhp, 2007, 2009-10)
Thomas Brittle (#7, lhp, 2009-10)
Kevin Bulger (#22, rhp, 2004)
Michael Bunton (#26, lhp, 2007)
Anthony Burke (#30, rhp, 2016)
Shane Byars (#7, rhp, 1996)

C

Donato Calandriello (#34, lhp, 1998)
Michael Carpin (#25, rhp, 2016)
Clay Caulfield (#32, rhp, 2007-08)
Matt Cheek (#34, rhp, 2002)
Nick Chigges (#36, rhp, 2004-05-06-07)
Taylor Clarke (#32, rhp, 2014-15)
Ryan Copenhaver (#22, rhp, 1994-95)
Chris Cox (#22, rhp, 2017-pres.)
Hunter Cox (#11, lhp, 1996)

D

Brett Davey (#14, rhp, 1998-01)
Kevin Decker (#9, rhp, 2009-10)
Will Detwiler (#36, lhp, 2016-pres.)
Curtis Dowling (#5, rhp, 2006-07-08-09)
Jeff Dulaney (#21, lhp, 2009)

E

Ryan Edell (#14, lhp, 2004-05)
Aaron Edwards (#14, rhp, 2002)
Brett Elrod (#14, rhp, 1995)
Jake Erwin (#2, rhp, 1997)
Jef Euart (#14, 1991, 1993)

F

James Fender (#15, rhp, 2003)
Drew Freie (#28, rhp, 2012-13)
Jakob Frishmuth (#32, rhp, 2017-pres.)
Scott Foxhall (#1, rhp, 1992-94)

G

Chris Gallick (#24, rhp, 1995)
Marty Gantt (#7, lhp/of, 2011-12)
Austin Garrett (#9, lhp, 2008)
Austin George (#16, rhp, 2017-pres.)
Pat George (#34, rhp, 1995-97)
Danny Gemma (#27, rhp, 2005)
Paul Gigis (#5, rhp, 1991-93)
Jason Gilfillan (#25, rhp, 1995-96)
Brandon Glazer (#23, rhp, 2014-15)
Graham Godfrey (#23, rhp, 2006)
Evan Goldberg (#36, rhp, 2008-09)
Jake Goldberg (#34, rhp, 2005-06-07-08)
Brian Groves (#23, lhp, 1992-95)

H

Michael Hanzlik (#37, rhp, 2013-14)
Rob Harding (#6, rhp/inf, 2011-12)
Brett Harker (#31, rhp, 2003-04-05)
Lewis Haun (#32, lhp, 1994-96)
Nathan Helvey (#20, rhp, 2013-16)
Heath Hembree (#39, rhp, 2010)
Alex Henderson (#26, rhp, 2005)
Chase Henry (#28, rhp, 2014-15)
Michael Hickerson (#24, rhp, 1996-98)
Lucas Hocker (#15, lhp, 1999-00)
Ty Hoecker (#29, lhp, 2016-17)
Shawn Holland (#24, lhp, 1999-02)
Scott Howell (#12, rhp-2b, 1999-00)
Clay Hunt (#24, rhp, 2016-pres.)
Andy Hutchings (#22, rhp, 2001-03)

J

David Jablonski (#44, rhp, 2001-03)
Mark Jackman (#33, rhp, 1996-97)
Matt Jerris (#38, rhp, 2002-03)
Robert Jeroszko (#23, rhp, 2007, 09-11)
Brian Johnson (#14, rhp, 1992)
Chad Johnson (#8, rhp, 1992-95)
Ryan Johnson (#33, rhp, 2002, 2004)
Griffin Jones (#25, rhp, 2012-13)

K

Michael Kohn (#35, rhp, 2007-08)
Kris Kuhn (#15, rhp, 2017-pres.)

L

Brad Lawson (#2, rhp, 1996)
Shawn Lopez (#24, of-lhp, 1993-94)
Carter Love (#33, rhp, 2016-pres.)
Player Loving (#36, lhp, 2013-15)
Casey Lucchese (#26, rhp, 2008-11)
Mike Lynn (#22, rhp, 2007-08)
Mark Lyons (#12, rhp, 2003-04)

M

Kieran Mattison (#2, rhp, 1998)
Chris Mattox (#30, rhp, 2000)
Ryan Mau (#25, rhp, 1998-01)
Tim McCarty (#26, rhp, 2006)
Hayden McCutcheon (#31, rhp, 2014-16)
Josh McLaughlin (#22, rhp, 2005-06)
Griffin McLarty (#13, rhp, 2017-pres.)
Travis McLeod (#29, lhp, 2002)
Max McKinley (#31, rhp, 2017)
Ken Mellette (#32, rhp, 1991-92)
Patrick Merryweather (#16, lhp, 2016)
Danny Meszaros (#21, rhp, 2005-08)
Robby Milner (#30, rhp, 2000)
Adam Mims (#44, rhp, 1998)
Quinn Monsma (#19, lhp, 2006)
Marlin Morris (#40, lhp, 2014-15)
Tee Morris (#27, rhp, 2003)
Sam Moore (#18, rhp, 1922-95)
Kavin Morgan (#3, rhp, 1991-93)

O

Bailey Ober (#19, rhp, 2014-17)
Brandon Olbrys (#21, rhp, 2004)
Nathan Ocker (#28, rhp, 2016-pres.)
Scott Oliver (#6, rhp-1b, 1996-99)
Sean Oliver (#32, rhp, 2003)
Nick Osterman (#27, rhp, 2008-09, 11-12)
Kyle Owings (#39, rhp, 2011-12)

P

Richard Padgett (#20, rhp, 1996-98)
John Palmer (#14, rhp, 2003)
Travis Parker (#17, lhp, 1999-00)
Matt Pegler (#22, rhp, 2010-13)
Ronald Pena (#38, rhp, 2011)
Josh Petersen (#17, rhp, 2000)
David Peterson (#23, rhp, 2009-12)
Zach Piccola (#25, lhp, 2004-05)
Christian Powell (#20, rhp, 2010-12)
Matt Powell (#30, rhp, 2002-03)
Bruce Price (#16, rhp, 1996, 1998)
Reid Price (#29, lhp, 2003-05)

R

Matt Rackers (#15, rhp, 2001-02)
Josh Renfro (#19, lhp, 2011-12)
Jimmy Revan (#9, lhp, 2012-13)
Mike Rhue (#26, lhp, 2001-02)
Hunter Rice (#22, rhp, 2014-15)
Barry Richardson (#26, rhp, 2003-04)
Trent Rider (#20, rhp, 2017)
Blake Ross (#5, rhp, 2011-14)
Champ Rowland (#4, rhp, 2014-15)
Thad Rowland (#7, lhp, 1994)

S

Josh Salay (#36, rhp, 2010-11)
Rhett Sanders (#18, rhp, 1991)
Jeff Schilz (#32, rhp, 1997-98)
Tom Schiller (#31, rhp, 2009-10)
Jeremy Schmidt (#31, rhp, 2002)
Brian Schlitter (#19, rhp, 2007)
Drew Shamrock (#29, lhp, 2006)
Christian Shiver (#26, lhp, 2017-pres.)
Jesse Simpson (#33, rhp, 2008-09)
Evan Sisk (#18, lhp, 2016-pres.)
Derrick Smith (#21, rhp, 2012-14)
Jamie Smith (#18, rhp, 1997)
Matt Soale (#28, rhp, 2003-04)
Adam Spires (#26, rhp, 1998-00)
Brendan Stines (#3, rhp, 2006)
Travis Stewart (#18, rhp, 2010-11)
Todd Stoudenmire (#9, lhp, 2007)

T

Spencer Terry (#25, rhp, 2008-)
Robbie Thomas (#17, lhp-1b, 1991-94)
Mathew Thompson (#27, rhp, 2000-02)
Tyler Thornton (#25, rhp, 2014-15)
Jordan Tiegs (#30, rhp, 2008)
Ned Timmerman (#26, rhp, 1991-92)
Russ Tomlinson (#27, rhp, 2007, 2009)

V

Brian Vandell (#19, rhp, 1992-95)
Pete VandenBout (#31, lhp, 2008)

W

Robbie Wachman (#33, rhp, 2000)
Ryan Walker (#31, lhp, 2012)
B.J. Walters (#20, rhp, 1991-93)
Paxton Warren (#25, rhp, 1997)
Dre Watts (#33, rhp/of, 2010-13)
Charlie Wentzky (#21, rhp, 1998-99-00-02)
Ryan West (#29, rhp, 2012-13)
Tucker White (#21, rhp, 2017)
Brant Williams (#27, rhp, 2017)
Phillip Wilkins (#36, rhp, 2001-02-03)
Mike Williams (#41, lhp, 2003)
Shawn Williams (#30, rhp-dh, 2005)
Dan Wise (#27, lhp, 1991)

Z

Jake Zokan (#30, lhp, 2010-13)

ALL-TIME ROSTER | POSITION PLAYERS

A

Greg Alden (#16, 1b/of/dh, 2000-02)
 Daniel Aldrich (#32, of, 2010-12)
 Myles Alexander (#19, of, 1998-99)
 Brandon Allen (#11, of-3b, 1993-95)
 Lee Allen (#16, 1b, 2003)
 Brett Anderson (#11, of, 2002-05)
 Jack Arroyo (#10, 2b, 2002)
 Brandon Arthur (#2, c, 1995)
 Corey Ashner (#40, ss, 2008-09)

B

Scott Baker (#11, 3b, 1991)
 Jasha Balcom (#3, of, 2001-02)
 Byron Barber (#5, of, 2004-05)
 Brian Batson (#26, 3b, 1996-97)
 Jeff Beliveau (#15, of, 2000-07)
 Austin Bello (#13, of, 2013-15)
 Scott Benson (#16, rhp, 1991-94)
 Joey Bergman (#2, 3b-2b, 2007-10)
 Greg Blake (#24, 1b-dh-of, 2009-10)
 David Bodie (#12, 2b, 2001)
 Kyle Boyd (#28, 3b, 1995-98)
 Ben Boykin (#38, c-dh, 2013-14)
 Justin Branson (#9, of, 2001)
 Justin Brewer (#22, 2b-dh, 2009-10)
 Thomas Brittle (#7, of, 2009-10)
 Joash Brodin (#19, dh-1b, 2008-09)
 Adam Brown (#21, 1b, 1991-93)
 Ryan Brown (#10, of, 2014-16)
 Kevin Bulger (#22, 1b, 2004)
 Blake Butler (#16, 2b, 2013-15)

C

Pete Cadena (#5, 2b, 1995)
 Chris Campbell (#4, 2b, 2004-07)
 Davy Cheek (#3, 3b-2b, 2003)
 Chris Clayton (#9, c, 2014-16)
 Josh Clendenin (#19, c, 2005)
 Larry Cobb (#2, cf, 2006)
 Philip Coker (#9, 2b-3b-rf, 2003-06)
 Billy Colome (#3, ss-2b, 1998-99)
 Kris Conrad (#9, dh, 2000)
 Jedd Cordisco (#31, of, 2006-08)
 Drew Cosby (#21, 1b, 1994)
 Hunter Cox (#11, 1b, 1996)
 John Cullen (#20, 1b, 1994-95)
 Mike Cunningham (#18, c, 2001)
 Lee Curtis (#17, 3b-2b, 2002-03)

D

Sam Dabney (#20, 3b-dh, 2000)
 Matt Dalton (#21, c, 1997)
 Ryan Daniels (#42, dh/1b, 2009-11)
 John Demas (#25, c, 1994)
 Tradd Denny (#35, dh-1b, 1998-01)
 Connor Desmond (#5, of, 2014)
Bradley Dixon (#3, inf, 2014-Pres.)
 Hutson Dodds (#6, dh-of, 2007, 09-10)
 Matt Donaldson (#1, 2b, 1991)
 Lee Dumas (#4, of, 1997)
 Roman Duty (#7, 2b-ss-3b, 2002-03)

E

Jess Easterling (#16, 3b-ss, 2004-06)
 Josh Edgeworth (#22, of, 1998-00)
 Kolby Epley (#28, c/inf, 2008-11)
 Tony Esquith (#28, c, 2006-08)
 Jef Euart (#14, rhp, 1991, 1993)

F

Brett Fallaw (#15, 3b, 1991-94)
 Anthony Fairchild (#42, 2b-ss, 2003-04-05)
 Ashley Farr (#19, 3b-2b, 2000)
 Joey Foxhall (#1, 2b, 1996-99)
 Scott Foxhall (#1, rhp, 1992-94)
 Richard Frashure (#44, of, 1991-94)
 Xaveir Freeman (#14, of, 2017)
 Joey Friddle (#11, lf, 2006)
 Steve Friend (#19, ss, 2004)
 Jayson Friedman (#35, c, 1996-97)
Drake Frix (#7, c, 2017-pres.)
 Bill Fultineer (#22, c-1b, 1991-93)

G

Marty Gantt (#7, of/rhp, 2011-12)
 Alex Garabedian (#14, c, 2006-07)
 Brett Gardner (#6, of, 2002-03-04-05)
 Tom Garner (#11, 1b, 1997)
 Brandon Glazer (#23, 3b/of, 2011-15)
 Bradley Goodson (#12, ss, 2012-13)
 Casey Gordon (#17, ss, 2005)
 Jimmy Granger (#27, lf, 1992-95)

H

Matt Hallett (#20, 1b/dh, 2001-02-03-04)
 Ross Hanna (#25, 1b, 2010-11)
 Rob Harding (#6, inf/rhp, 2011-12)
 Greg Harof (#2, ss, 1991-94)
 Michael Harrington (#24, of-1b, 2005-08)
Dupree Hart (#5, utility, 2016-pres.)
 Brian Hastings (#15, c, 2004-05)
 Stuart Haywood (#3, of, 2007-08)
 Gunnar Heidt (#2, ss, 2012-14)
 Mike Hentz (#4, ss, 2008-09)
 Marino Hernandez (#23, 3b, 1998)
 Jamie Holler (#4, inf, 2010-11)
 Jimmy Holton (#11, c, 2011-13)
 Todd Householder (#4, ss, 1993-94)
 Scott Howell (#12, 2b-p, 1998-00)
 Travis Howell (#27, cf, 1996-99)
Clay Hunt (#24, inf, 2016-pres.)-G
 Waymon Hurd (#2, inf, 2011)
 David Huss (#44, of-1b, 1996-97)
 Kevyn Hyer (#25, of, 1991)

J

Tyler Jackson (#17, 1b, 2012-13)
 Chad Johnson (#8, rhp, 1992-95)
 Bradley Jones (#9, of, 2014-16)
 Chad Jones (#4, of, 1992)

K

R.J. Kackley (#6, c-1b, 1991-93)
 John Kelly (#20, c, 1994)
 Benjy Kennedy (#13, c, 1992-94)
 Matt Kirkpatrick (#35, c, 2003-06)
 Jeff Klein (#4, 3b, 1998)
 Barrett Kleinknecht (#11, if, 2007)
 Baker Knox (#10, of/if, 2010)
Riley Knudsen (#10, 1b, 2017-pres.)
 Michael Kohn (#35, c-inf-of-p, 2007-08)
 Martin Koon (#42, 1b, 2013-14)
 Rob Kral (#14, c, 2009-11)

L

Kris Laird (#5, 1b-c, 1998)
 Michael Laird (#10, ss-3b, 1995-98)
 D.G. Largent (#25, c, 1992-93)
 Ben Lasater (#18, 3b, 2006-07)
 Matt Lauderdale (#3, c, 2000-03)
 Jeff Lawler (#7, inf, 1996)
 Jerry Lee (#20, c, 1999)
 Monte Lee (#8, rf, 1996-99)
 Matt Leeds (#17, 3b, 2008, 10-11)
 Shawn Lopez (#24, cf-lhp, 1993-94)
 Graham Lyle (#5, ss, 2003)
 Mark Lyons (#12, of, 2003-04)

M

Graham Maiden (#25, 1b, 2006-07)
 Matt Mansilla (#15, of, 2008-09)
Luke Manzo (#1, inf, 2015-Pres.)
 Gabe Marchant (#7, of, 2007-08)
 Oliver Marmol (#12, ss, 2005-07)
 Ronny Marmol (#7, c/1b, 1998-01)
 Cody Martin (#24, 1b/of, 2012-13)
 Victor Martinez (#12, of, 2002-03-04)
 Jeff Massey (#23, c-1b, 1991)
 Carey Mauldin (#3, 2b, 1994)
 Jake Mazier (#8, c, inf, 2016)
 John McCarty (#29, ss, 2000-01)
 Tom McCarty (#19, 2b, 2001-02)
 Clay McCord (#10, of, 2006-09)
 Jay McCown (#23, 3b/2b, 2000-04)
 Jay McCoy (#16, of, 1999)
 Bryan McGuinness (#32, 1b, 2004-06)
 Jody McLaine (#12, 1b-3b, 1993-95)
Logan McRae (#34, utility, 2016-pres.)
 Mitch Miggenburg (#34, 3b, 1999-01)
 Austin Morgan (#11, c, 2008-09)
 Karl Morris (#11, 1b, 1997-00)
 Kevin Morris (#28, c, 2000-02)
 Jeff Mostwill (#22, of, 1997)
Luke Morgan (#25, inf/of, 2017-pres.)
 Scott Moulder (#9, of, 1993-96)
Joey Mundy (#40, of, 2017-pres.)
 Brandon Murray (#10, of, 2011-14)

N

Stanley Nix (#18, 1b-dh), 2002-03)

O

Scott Oliver (#6, rhp-1b, 1996)
 Nick Orlandos (#10, ss, 2001)
 Jarred Overcash (#18, of-1b, 1998)

P

Ricky Paez (#28, of, 1999)
 Nick Pappas (#11, 1b, 2014-15)
 Alex Pastorius (#7, of, 2013-16)
 Nick Pechilis (#8, cf, 1991-92)
 Rene Perez (#5, ss-2b, 1999-00)
 Tom Perrin (#10, ss-2b, 1999-00)
 Morgan Phillips (#15, of, 2013-16)
 Pete Phillips (#19, 1b, 1995-97)
 Paul Pita (#27, c, 2004)
 Robert Pritcher (#15, c, 2010-11)

R

Bryan Rahal (#44, 1b, 1999-00)
 Cole Rakar (#12, inf/of, 2008-11)
 David Reckenbeil (#15, c, 1998, 2 PB)
 Devon Reed (#1, if, 2012-15)
 Matt Reimer (#16, of, 1995-97)
 Mark Renau (#8, c, 1991, 8 PB)
 Jason Reynolds (#14, lf, 1997-98)
Tommy Richter (#2, inf, 2014-Pres.)
 Gabe Roonan (#21, of, 1996)
 Ereven Roper (#17, c, 2014-17)
 Blake Ross (#5, of/rhp, 2011-14)
 Gene Ross (#21, of, 1995)
 Champ Rowland (#4, ss, 2014-15)

S

Mike Sacco (#28, 3b, 1992)
 Rhett Sanders (#18, rhp, 1991)
 Ernie Santos (#23, c, 1999)
Ari Sechopoulos, #11, 1b, 2017-pres.)
 Brandon Sizemore (#29, 2b, 2008-09)
 Adam Smith (#18, of, 1999-00)
 Donnie Smith (#15, of-c, 1994-97)
 Micah Smith (#5, of, 2001)
 John Spangler (#39, c, 2007)
 Brett Spivey (#4, of, 2000-03)
Luke Stageberg (#38, utility, 2017-pres.)
 Hank Stepleton (#6, of, 2000-01)
 Todd Stoudenmire (#9, of, 2007)
 Zach Strong (#9, 1b-of-dh, 2002)

T

Chris Terry (#10, 2b, 1991-94)
 Robbie Thomas (#17, p-1b, 1991-94)
 Jeremie Tice (#18, 3b, 2008)
 Brett Tillman (#17, c, 1993-96, 9 PB)
 Ned Timmerman (#26, rhp, 1991-92)
 Adam Tolman (#23, 1b-3b-2b, 2003-04-05)
 Mickey Torello (#5, ss, 2002)
 Steve Trask (#17, 2b, 2006-07)

V

Marc Venneman (#34, lf, 1993)

W

D.J. Wabick (#18, 1b, 2005)
 Eddie Wagner (#12, of-1b, 1991-92)
Seth Wall (#4, c, 2017-pres.)
 B.J. Walters (#20, rhp, 1991-93)
 Dre Watts (#33, of/rhp, 2010-13)
 Scott Wease (#23, c, 1996-97, 26 PB)
 Ryan Welke (#14, c, 2012-14)
Danny Wondrack (#9, c, inf, 2016-pres.)
 Johnathan Woodard (#11, of/3b, 2001)
 Kenny White (#7, of, 1991-93)
 Robert White (#35, of, 2002)
 Shawn Williams (#30, 1b-rhp, 2005)
 Carl Wise (#6, if, 2013-15)
 Lorenzo Wright (#3, of, 2013)

G - Includes games as a pitcher and position player if applicable.