



CHRISTOPHER NEWPORT UNIVERSITY

CAPTAINS



2012 FOOTBALL MEDIA GUIDE

CNU Athletic Facilities



POMOCO Stadium & Belk Track



The Freeman Center



Captains Field - Soccer



Captains Park - Baseball



Captains Turf Field - Field Hockey / Lacrosse



CNU Courts



Captains Park - Softball

General Information

Quick Facts & Directory.....	2
Media Services.....	2
Athletic Staff.....	3
POMOCO Stadium.....	43
Captains on the Internet.....	52
CNU/Pepsi Radio Network.....	77

Coaching Staff

Head Coach Matt Kelchner.....	4
Associate Head Coach Dan Antolik.....	6
Assistant Coach Justin Wood.....	6
Assistant Coach Tom Caporale.....	7
Assistant Coach Paul Crowley.....	7
Assistant Coach Almondo Curry.....	7
Assistant Coach Ed Davis.....	7
Assistant Coach Jonathan Dean.....	8
Assistant Coach Todd Faison.....	8
Assistant Coach Josh Vigna.....	8
Student Assistant J.T. Crews.....	8

2012 Season

Schedule.....	1, BC
Roster - Alphabetical.....	9
Roster - Numerical.....	10
Squad Breakdown.....	11
Season Outlook.....	12
Meet the Captains - Seniors.....	14
Meet the Captains - Juniors.....	19
Meet the Captains - Sophomores.....	25
Meet the Captains - Newcomers.....	30
Opponent Profiles.....	38

2011 Season

Review of 2011.....	46
Game Results.....	47
Individual & Team Statistics.....	47
Defensive Statistics.....	49
Team Game-by-Game Statistics.....	50
Opponent Game-by-Game Statistics.....	51
Red Zone Stats.....	52
Game Recaps.....	53

USA South Athletic Conference

Composite Schedule 2012.....	70
Standings 2011.....	70
All-Time Standings.....	71
Conference Facts.....	71
Conference History.....	71
All-Conference Team 2011.....	72
Individual Statistics 2011.....	73
Team Statistics 2011.....	73



Record Book

Firsts in CNU History.....	59
Individual Records.....	60
Team Records.....	61
Opponents Records.....	61
Game, Season, Career Leaders.....	62
Conference Stat Champions.....	63
Annual Statistical Leaders.....	64
Series Records vs. all Opponents.....	65
CNU Football All Americans.....	66
Player Honors.....	67
Coaching Records.....	68
All-Time Roster.....	69
Year-by-Year Results.....	74
All-Time Assistant Coaches.....	76
Games vs. Nationally-Ranked Opp.....	76
Team Season Totals.....	76
Post Season History.....	78

The Program

CNU Athletic Facilities.....	IFC
Roster of Champions.....	83
CNU at a Glance.....	84

2012 Schedule

September

1	Salisbury	POMOCO Stadium	7:00
8	at Hampden-Sydney	Hampden-Sydney, Va.	1:00
15	at Shenandoah	Winchester, Va.	7:00
29	at Maryville*	Maryville, Tenn.	1:30

October

6	Ferrum* ^	POMOCO Stadium	7:00
13	LaGrange*	POMOCO Stadium	7:00
20	at Averett*	Danville, Va.	1:00
27	at N.C. Wesleyan*	Rocky Mount, N.C.	1:00

November

3	Greensboro* #	POMOCO Stadium	7:00
10	Methodist*	POMOCO Stadium	7:00

Home Games in Bold
 *USA South Conference games
 ^ Family Weekend
 # Homecoming

Credits

The 2012 Football Media Guide is a publication of the Christopher Newport University Department of Athletic Communications.

Editor/Writer: Francis Tommasino, Rob Silsbee, Kyle McMullin, Kim Morrissett, Eric Shulman, Kenny Kline; **Photography:** Jesse Hutcheson, University Communications;
Cover & Interior Design: Kenny Kline; **Printing:** Fidelity Printing Incorporated.



ATHLETIC DEPARTMENT QUICK FACTS & DIRECTORY

CNU Football Quick Facts

Season of Football	12th
2011 Season Record	8-3
2011 USA South Conference Record	7-0
Lettermen Returning	70
Starters Returning	14
Starters Lost	8
Offensive Formation	Multiple
Defensive Formation	4-3
Football Press Box Phone	757-594-8361

All Phone Numbers 757 Area Code

Football Office

NAME	CONTACT	PHONE
Head Coach	Matt Kelchner	594-7584
Asst. H.C./Offense	Dan Antolik	594-7977
Strength Coord.	Jonathan Dean	594-7893
Equipment	Lou Serio	594-7968
Head Football Trainer	Corey Wingen	594-7787

Football Support Staff

NAME	POSITION	PHONE
Chris Jones	Head Athletic Trainer	594-7023
Corey Wingen	Head Football Trainer	594-7787
Mike Santomauro	Video Coordinator	594-7291
Lou Serio	Equipment Manager	594-7968
Carrie Gardner	Tickets	594-7462
Francis Tommasino	Sr. Dir. Athletic Communications	594-7884
Rob Silsbee	Director of Sports Information	594-7382
Kenny Kline	Asst. Director of Sports Information	594-7886
Jon Waters	Interim Director of Athletics	594-8895

Athletic Administration

NAME	POSITION	PHONE
Jon Waters	Interim Director of Athletics	594-8895
Carrie Gardner	Asst. A.D. / SWA	594-7217
Kyle McMullin	Asst. A.D. Advancement & Comm.	594-7420

Tickets

SEASON TICKETS: Football, Basketball	594-7880
INDIVIDUAL GAME TICKETS: Football, Basketball	594-7880
GENERAL TICKET INFORMATION	594-7880

Other Important Numbers

CONTACT	NUMBER
USA South Conference Office	910-630-7326
Captains Crew/Athletic Fund Raising	594-7420
Football Press Box	594-8361

CNU Quick Facts/Directory

Location	Newport News, Va.
Area Population	500,000 est.
Founded	1961
Enrollment	5,000
Nickname	Captains
Colors	Royal Blue and Silver
Conference	USA South Athletic Conference
Stadium	POMOCO Stadium (4,200)
President	Sen. Paul S. Trible, Jr.
Interim Director of Athletics	Jon Waters
Athletic Department Phone	594-7025
Athletic Department Fax	594-7839
Website	www.CNUsports.com

Athletic Department Staff

Football Coach	Matt Kelchner	594-7584
Men's Soccer Coach	Steve Shaw	594-7383
Women's Soccer Coach	Ruth Keegan	594-7381
Volleyball Coach	Lindsay Birch	594-7890
Cross Country Coach	Matthew Barreau	594-7213
Field Hockey Coach	Carrie Moura	594-7920
Men's Basketball Coach	John Krikorian	594-7459
Women's Basketball Coach	Bill Broderick	594-7103
Track & Field Coach	Tyler Wingard	594-7289
Baseball Coach	John Harvell	594-7054
Softball Coach	Keith Parr	594-7352
Tennis Coach	Eric Christiansen	594-7372
Golf Coach	Jamie Coleman	594-7891
Women's Lacrosse Coach	Carolyn Raveia	594-8946
Men's Lacrosse Coach	Todd Boward	594-7976
Sailing Coach	Dan Winters	886-2838
Cheerleading Coach	Erica Flanigan	594-7694
Head Athletic Trainer	Chris Jones	594-7023
Head Football Trainer	Corey Wingen	594-7787
Director-Athletic Outreach	Roland Ross	594-7041
Administrative Assistant	Judy Stenzhorn	594-7290
Business Manager	Shanika Ellis	594-7288
Program Support	Cindy Sulphin	594-8821
Faculty Athletic Representative	Dr. Kip Redick	594-7349

Athletic Communications Staff

Sr. Dir. Athletic Communications
Francis Tommasino
594-7884 (o) 891-9593 (h)

Director of Sports Information
Rob Silsbee
594-7382 (o)

Asst. Director of Sports Information
Kenny Kline
594-7886(o)

Media Services

Media Credentials

Entrance to POMOCO Stadium and the press box requires appropriate credentials. These may be obtained by contacting the Department of Athletic Communications. With enough advance notice, credentials and parking passes can be mailed. Otherwise, they will be available in the Media Parking Area at the north end of POMOCO Stadium.

Interviews

Post game interviews will be conducted in POMOCO Stadium approximately ten minutes after the completion of the game. Full story-filing facilities will also be available at that location. To schedule interviews at other times please call the Department of Athletic Communications.

Parking

A limited amount of press parking is available in a lot adjacent to the CNU baseball field, directly behind POMOCO Stadium on Moore's La. Please contact the Department of Athletic Communications to obtain the proper pass.

Radio

Visiting radio stations are required to contact the Department of Athletic Communications at least one week in advance of the game. A separate radio booth and phone line is available in the press box, however, arrangements must be made in advance for use of the phone line and the ensuing costs.

Game Information

Full game notes, programs and Media Guides will be available in the press box. Quarter stats will be supplied along with detailed final stats and play-by-play to those in need. Phone lines for filing stories and internet connections are available. Properly-equipped laptop computers can be connected to CNU's network to receive up-to-the-minute stats during the game.

Website

CNU's athletic web site, at www.CNUsports.com, has complete news about all CNU teams including up-to-date rosters, statistics and other information. It also has a link to the broadcast of all football games as well as contests of many other sports.

POMOCO Stadium

Directions to POMOCO Stadium appear on page 45 of this guide. Entrance to the press box is by elevator on the east side of the field. No one without media credentials will be permitted in the press box.



President
Paul S. Triple, Jr.



Director of Athletics Emeritus
C.J. Woollum



Interim Director of Athletics
Jon Waters



Lindsay Birch
Volleyball Coach



Todd Boward
Men's Lacrosse Coach



Bill Broderick
Women's Basketball
Coach



Justin Chezem
Asst. Men's Soccer



Eric Christiansen
Tennis Coach



Jamie Coleman
Golf Coach



Jim Cross
Asst. Equipment
Manager



Jonathan Dean
Strength &
Conditioning Coord.



Shanika Ellis
Business Manager



Erica Flanigan
Cheerleading Coach



Danny Garay
Athletic Grounds Mgr.



Carrie Gardner
Asst. A.D.
Program Support



Brenda Giles
Program
Support



John Harvell
Baseball Coach



Chris Jones
Head Athletic Trainer



Bobby Jordan
Maintenance
Supervisor



Ruth Keegan
Women's Soccer
Coach



Matt Kelchner
Football Coach



John Krikorian
Men's Basketball
Coach



Robin McDow
Program Support



Kyle McMullin
Asst. A.D.
Adv. & Comm.



Carrie Moura
Field Hockey Coach



Keith Parr
Softball Coach



Shawn Postiglione
Asst. Men's Basketball
Coach



Carolyn Raveia
Women's Lacrosse
Coach



Roland Ross
Coordinator
Athletic Outreach



Lou Serio
Athletic Materials
Manager



Steve Shaw
Men's Soccer
Coach



Rob Silsbee
Director of Sports
Information



Judy Stenzhorn
Administrative
Assistant



Cindy Sutphin
Program Support



Francis Tommasino
Sr. Director Athletic
Communications



Jessica Weiss
Asst. Field Hockey
Coach



Tyler Wingard
Men's & Women's
Track & Field



Lisa Wingfield
Treishmann Fitness
Center Director



Dan Winters
Sailing Coach



Andy Wissinger
Asst. Baseball Coach
Asst. Grounds
Manager



Erin Wojtkun
Asst. Women's Soccer
Coach



Lora Yankauskas
Asst. Volleyball Coach

HEAD COACH MATT KELCHNER



THE KELCHNER FILE

PERSONAL

Season at CNU: 12
 Birthdate: March 5, 1959
 Family: Wife, Kathryn;
 Children, Grant, Luke, Zeke

EDUCATION

Susquehanna University '82 B.A.
 Communications & Theater Arts

PLAYING EXPERIENCE

Susquehanna, 4 years football & track

COACHING EXPERIENCE

1982	Mansfield Univ. Defensive backs
1983	Dickinson Col. Defensive backs
1984-00	William & Mary Asst. Head Coach, Recruiting Coordinator
2000-	CNU Head Coach

Kelchner Year-By-Year

Year	W-L	Pct.	Postseason
2001	5-4	.556	NCAA Round 1
2002	6-5	.545	NCAA Round 1
2003	8-3	.727	NCAA Round 2
2004	9-3	.750	NCAA Round 2
2005	6-4	.600	
2006	8-2	.800	NCAA Round 1
2007	7-3	.700	
2008	8-2	.800	NCAA Round 1
2009	5-5	.500	
2010	6-5	.545	NCAA Round 1
2011	8-3	.727	NCAA Round 1
Overall	76-40	.655	Eight NCAA Appearances

Having success is one thing...being successful year after year is something much tougher. What the Captains of Christopher Newport have been able to accomplish is almost ridiculous, and it all begins with their hard-working head coach.

MATT KELCHNER and the Christopher Newport University football program head into Year #12 in 2012. Kelchner and his CNU teams have enjoyed 11 seasons of amazing success, eight conference championships and eight NCAA Division III Playoff appearances.

Kelchner has guided the Christopher Newport football program since its inception in 2001. The native of Covington, Pennsylvania has been named the Coach of the Year in the USA South Athletic Conference six times (2001, 2002, 2006, 2008, 2010 and 2011) and has led the Captains to the NCAA Tournament eight times in the first 11 years of the program.

Kelchner, a 1982 graduate of Susquehanna University, not only started the program from scratch but made it competitive from the very beginning. CNU has never posted a losing season and has developed a national presence seldom seen in young programs.

His experience as a coach began in 1982 as an assistant at Mansfield University. In 1983, he joined the staff at Dickinson College for one year. He left to join the staff at William & Mary, and for the next 16 seasons, climbed the ladder under Head Coach Jimmie Laycock. Kelchner eventually rose to the level of Recruiting Coordinator and Assistant Head Football Coach of the Tribe.

While at William & Mary, Kelchner worked closely with the squad's punting and kicking games. He also had the opportunity to coach numerous future NFL players. The list of pro players includes kicker Steve Christie, defensive back Darren Sharper and receiver Mike Tomlin, who has gone on to win the Super Bowl as the head coach of the Pittsburgh Steelers.

Under Kelchner's leadership, the William & Mary program turned out four of the top five rushers in school

history. Kelchner also spent two seasons working with the defensive line, and his units produced four athletes who earned All-Conference honors.

Before his departure, Kelchner served as the recruiting coordinator and offensive backfield coach. He also handled the program's daily administrative duties and directed the Tribe Football Camp and Colonial All-Pro Camp.

Kelchner was named the Head Coach of the Christopher Newport football program on May 9, 2000. Almost 16 months later, on September 1, 2001, the Captains hit the playing field for the first game in program history. A crowd of over 6,000 watched the Captains battle Salisbury at POMOCO Stadium. The Captains of 2001 would eventually win a conference co-championship and advance to the NCAA Tournament, becoming the first start-up program to ever make the playoffs at any level.

The success has continued for the CNU squad ever since, thanks in large part to the efforts of their highly motivated and hard-working head coach.

Kelchner's squads have posted an overall mark of 76-40 over 11 seasons for a winning percentage of .655. The Captains have gone 61-12 in USA South Athletic Conference games for an amazing .836 winning percentage. CNU boasts the highest all-time conference winning percentage of any college football team in the Commonwealth.

CNU, with Kelchner leading the way, holds the distinction of being the only school in NCAA history to earn a spot in the playoffs in its first four seasons of existence. Christopher Newport and Virginia Tech are the only football programs in Virginia that have not suffered a losing season in the last 11 years.

The native of Covington, Pennsylvania is a 1982 graduate of Susquehanna University, where he started as a cornerback and was the squad's punter. Kelchner and his wife, Kathryn, reside in Yorktown with their three sons, Grant, Luke and Zeke.



The Kelchner Log at CNU

On the field accomplishments

2001 - Dixie Conference Coach of the Year
 2002 - Dixie Conference Coach of the Year
 2003 - Virginia College Coach of the Year (Portsmouth Sports Club)
 2004 - College Coach of the Year (Richmond Touchdown Club)
 2004 - Runner-Up National Coach of the Year (Division III, Shutt Sports/American Football Monthly)
 2006 - USA South Coach of the Year
 2006 - College Coach of the Year (Richmond Touchdown Club)
 2006 - Team wins USA South Sportsmanship Award
 2008 - USA South Coach of the Year
 2008 - Virginia Division II-III Coach of the Year
 2010 - USA South Coach of the Year
 2011 - USA South Coach of the Year
 2011 - College Coach of the Year (Richmond Touchdown Club)

Off the field accomplishments

2000-01 - Co-Chair CVC Giving Campaign at CNU
 2001-03 - NCAA South Region Playoff Selection Committee
 2002 - Contributing Writer for AFCA Summer Manual
 2002-03 - Speaker at Virginia High School Coaches Association Summer Convention
 2003 - Speaker at Norfolk Spring Football Clinic
 2003 - American Football Coaches Association Rules Committee
 2003-present - USA Today/AFCA Division III Top 25 Committee
 2005-present - AFCA Luncheon Committee
 2004-present - AFCA All-American Committee, named South Region chair in 2006
 2005 - Speaker Virginia Beach Football Clinic
 2005 - AFCA National Luncheon Committee
 2011 - Speaker for the USA South/ODAC Officials Conference
 2011 - Speaker at Tabb HS Senior Banquet

Other highlights


- Since 2002, has brought the Peninsula All-Pro Football Camp to CNU. The camp has given more than 2,000 participants an opportunity to attend a free camp with numerous NFL Players, coaches, and administrators.
- Kelchner has organized and overseen countless mentoring and community service projects utilizing CNU football players in the local community.
- This past spring, hosted the "Best of 757" High School Combine at CNU.
- In 2003, began his team's "Community Service Day" which has donated more than 500 hours of work to the CNU grounds department for campus beautification.
- Participated in the National Dairy Association's "Day of Health." The event this year was held at Little Creek Elementary School.
- Began the tradition of the "Helping Freshmen Move In" at CNU. The Captains football team each year since 2001 has assisted freshmen in moving into residence halls on campus. This tradition now encompasses all fall sports teams.
- Brought the University of Virginia Spring Football Clinic to CNU twice.
- Hosted four consecutive "Spring Combines" for area high school rising seniors.
- Hosted the "Jeff Trickey Quarterback Camp" for the past eight years.
- His CNU football program has won the USA South Sportsmanship Award five of the last six seasons.
- UVA/CNU Clinic Host in Spring, 2012

Kelchner vs. All Opponents

Opponent	W	L
Averett	9	2
Bridgewater	2	2
Chowan	5	0
Ferrum	10	1
Frostburg St.	0	1
Greensboro	11	0
Kean	0	1
Mary Hardin-Baylor	1	2
Maryville	6	1
McDaniel	2	0
Methodist	9	2
Muhlenberg	1	0
N.C. Wesleyan	5	3
Randolph-Macon	1	1
Rowan	1	5
Salisbury	3	7
Shenandoah	8	3
Stevenson	0	1
Washington & Jefferson	0	4
Waynesburg	1	0
Wesley	0	2
Widener	0	1
Wilkes	1	1



Matt Kelchner with Pittsburgh Steelers Head Coach Mike Tomlin during the NFLPA and Peninsula Youth Foundation camp held at CNU in July 2011. Kelchner coached Tomlin at the College of William & Mary.



Matt Kelchner leads the Captains onto the field for the 2011 season opener against Waynesburg, kicking off his 11th year at the helm of the program.

OFFENSIVE COORDINATOR



PERSONAL

Year at CNU: 12
 Birthdate: Oct. 28, 1947
 Family: Wife, Jackie

EDUCATION

Ft. Lewis College '70, B.A.
 Adams St. College '73, M.S.

PLAYING EXPERIENCE

Ft. Lewis 4 years

ASSOCIATE HEAD COACH DAN ANTOLIK

Dan Antolik has been an integral part of Christopher Newport University football since the beginning. He begins his 12th season on the CNU sideline as Associate Head Coach for Offense, primarily focusing on the offensive line. Antolik came to CNU in 2000 during the organization of the new program to assist Head Coach Matt Kelchner with many of the details of starting a new team.

Antolik had been a highly-successful head coach at Lafayette High School in Williamsburg, VA. During his tenure, Lafayette went 42-8 beginning in 1997 and advanced to the playoffs each season. His Lafayette squads won three district titles and in 1998 went to the Virginia State Championship.

Antolik's coaching resume also includes stops at Hampton University, Bridgewater College, St. Paul's College and Salem College. He is a graduate of Fort Lewis College in Colorado with a Master's Degree from Adams State College, also in Colorado.

The amazing success of CNU's rushing game over the first 11 seasons is directly attributable to the great blocking provided by the offensive line. Antolik's hard work with the line has been visible since day one, as the Captains continue to produce highly-productive rushing games year in and year out.

COACHING EXPERIENCE

1970-71	Mancos H.S. Head Coach
1971-76	Ft. Lewis Asst. Coach
1976-78	New Mexico Highlands Head Coach
1978-80	Salem College Asst. Coach
1980-81	Currituck (N.C.) H.S. Athletic Director, Head Coach
1982-86	St. Paul's College Head Coach
1986-91	Bridgewater Head Coach
1991-95	New Mexico Military Inst. Asst. Coach
1995-96	Hampton Univ. Asst. Coach
1996-00	Lafayette (Va.) H.S. Head Coach
2000-	CNU Assistant and now Associate Head Coach

DEFENSIVE COORDINATOR



PERSONAL

Year at CNU: 5 as a coach /
 9 overall
 Birthdate: July 8, 1984
 Family: Wife, Tracy
 Daughter, Allie

EDUCATION

Christopher Newport '06, B.A.

PLAYING EXPERIENCE

CNU, 4 years

ASSISTANT COACH JUSTIN WOOD

Justin Wood is well known to CNU football fans. He was an All-American linebacker as a student/athlete, has served as an assistant coach, and beginning this season takes over the Captains defense as Defensive Coordinator.

Wood is beginning his fifth season on the CNU coaching staff. Wood returned to CNU in 2010 after spending several years teaching locally. He will now oversee the entire defensive effort with a special emphasis on the linebacking corps.

Wood, one of the top defensive players in Captains football history, was a student assistant coach in 2006 and then assisted with CNU linebackers in the 2007 season.

The Hampton native and Bethel High School graduate became the second CNU player ever named All-American in 2005. He still holds many CNU records for tackles after finishing with 370 in his career. He also made a school-record 111 stops in 2004. Wood was a first-team all-USA South linebacker in his last three seasons as a Captain, and earned second-team honors as a freshman.

He and his wife, Tracy, are the parents of a one-year-old daughter, Allie.

COACHING EXPERIENCE

2006	CNU Student Assistant
2007	CNU Linebackers Assistant
2010-11	CNU Outside Linebackers
2012-	CNU Defensive Coordinator



Tom Caporale
Inside Linebackers /
Video Coordinator

Tom Caporale joins the Christopher Newport staff for 2012. He will work primarily with CNU's inside linebackers.

A native of Bergen County, New Jersey, Caporale was an all-county selection in high school in both basketball and football. He went on to have a standout career playing football at Springfield College, where he was a three-year starter and was named the team's defensive MVP twice. He was a two-time Empire 8 All-Conference selection, a Division II-III all-New England selection as well as an ECAC All Star.

He began his coaching career as a volunteer assistant and then a graduate assistant at Springfield College. During his time there, he worked with the secondary, linebackers, and special teams.

Caporale will also have the responsibilities of Video Coordinator on the CNU staff.

PERSONAL

Year at CNU: 1
Birthdate: April 22, 1987
Family: Single

EDUCATION

Springfield College '10, B.S.
Springfield College '12, M.S.

PLAYING EXPERIENCE

Springfield College, 4 years, LB



Paul Crowley
Wide Receivers /
Recruiting Coordinator

Paul Crowley begins his fourth season as an assistant coach at CNU. He will continue working with wide receivers and also begins his third season with the title of Recruiting Coordinator for the Captains.

Crowley this year was responsible for bringing in the largest recruiting class in program history.

Crowley began his coaching career in 2009 as a student assistant with the Captains offense.

A first-team USA South Conference offensive lineman with the Captains, Crowley played for CNU from 2005-08. The Virginia Beach native was also a first team all-Virginia selection in Division II-III.

PERSONAL

Year at CNU: 4
Birthdate: June 21, 1987
Family: Single

EDUCATION

Christopher Newport University
BA in History, 2009

PLAYING EXPERIENCE

CNU, 4 years, OL



Almondo Curry
Defensive Backs

Almondo Curry joins the CNU coaching staff for 2012. He will focus primarily on the squad's defensive backs.

Curry is a product of Hampton High School and the University of Virginia, where he was a mainstay in the defensive backfield for Coach Al Groh's Cavaliers from 2000 to 2004. He was an All-ACC selection, and played professionally following his graduation with the Montreal Alouettes and Saskatchewan Roughriders of the Canadian Football League from 2004-2006.

From 2008-2010, Curry began his coaching career as an assistant at his alma mater, Hampton High School. Last season, he was the Defensive Coordinator at Heritage High School in Newport News.

Curry and his wife, Lameka, have two daughters, Dayzja and Ava.

PERSONAL

Year at CNU: 1
Birthdate: August 18, 1980
Family: Wife, Lameka;
Daughters, Dayzja, Ava

EDUCATION

Fork Union Military Academy
University of Virginia

PLAYING EXPERIENCE

Fork Union Military Academy
University of Virginia
Montreal Alouettes
Saskatchewan Roughriders



Ed Davis
Quarterbacks / Special Teams

Ed Davis begins his second season on the Christopher Newport coaching staff. Davis will again work primarily with the program's quarterbacks and special teams.

Davis, a native of Houston, Texas, arrived at CNU following a season on the staff at Dean College in Massachusetts. He previously served as an assistant coach at Rice, Texas Tech, Temple, James Madison, and Northeastern.

While an assistant at James Madison from 1999 to 2004, Davis served in various capacities including offensive coordinator and quarterbacks and wide receivers coach from 2003 to 2004. Davis also held the position of offensive coordinator and quarterbacks coach at Northeastern from 2004 to 2009.

Davis is a 1977 graduate of Texas A&M University and earned his master's from Rice University in 1984. He began his coaching career as a graduate assistant at Rice from 1982 to 1983 before joining the staff at Texas Tech, where he coached from 1984 to 1985. He served on the staff at Temple from 1986 to 1989 and assisted at Texas State from 1989 to 1990.

In addition to extensive experience as an assistant, Davis has also served as a head coach. He led the varsity program at Strake Jesuit College Preparatory in Houston from 1992 to 1999 and guided the squad to its first state championship in 14 years in 1994.

In his first season with the Captains last year, Davis saw his quarterbacking corps depleted by injuries. CNU used three different starters and still managed to win all seven conference games en route to another NCAA bid.

PERSONAL

Year at CNU: 2
Birthdate: May 6, 1955
Family: Wife, Diane; Children, Mickey, Eric, Gabriel, Marcello

EDUCATION

Texas A&M, 1977
Rice University, Masters, 1984

PLAYING EXPERIENCE

Played HS football in Texas



Jonathan Dean
Strength & Conditioning /
Defensive Ends

Jonathan Dean has been an important part of the CNU coaching staff since the program's inception. Dean serves as Strength and Conditioning Coordinator, and also coaches the CNU defensive line.

Dean, 37, is a 1999 graduate of James Madison University, where he was an all-conference defensive lineman. He served as an assistant coach at Bethel High School in Hampton, his high school alma mater...and was a member of the Norfolk Nighthawks Arena Football League 2 team.

As Dean begins his 12th season with the Captains, he recently earned his master's degree from A.T. Still University in Arizona. Dean was also married this past summer, and he and his wife, Jocelyn, reside in Hampton.

PERSONAL

Year at CNU: 12
Birthdate: June 22, 1975
Family: Wife, Jocelyn

EDUCATION

James Madison Univ. '99
A.T. Still University '12, M.S.

PLAYING EXPERIENCE

James Madison, 4 years
Norfolk Nighthawks, AFL2, 2000



Todd Faison
Running Backs

Todd Faison returns to the CNU sideline after a three-year hiatus. He will work primarily with the Captains running backs in 2012.

Faison served as a student assistant coach at CNU in 2008 after playing for the Captains from 2004 to 2007. Faison still holds several passing records after playing quarterback for CNU, including most yards passing in a game (331) and a season (1,995) and highest completion percentages in a game (.929), season (.612) and career (.596). He also set a school mark with 5 touchdown passes in a game vs. Greensboro in 2007.

Faison spent the last three years teaching at Southampton High School in Courtland, VA., where he was also an assistant football coach.

PERSONAL

Year at CNU: 2 as coach, 6 overall
Birthdate: December 11, 1985

EDUCATION

CNU '07, B.A.

PLAYING EXPERIENCE

CNU, 4 years, QB



Josh Vigna
Rovers

Josh Vigna enters his first season on the Christopher Newport sideline in 2012 as the rover position coach.

Vigna recently completed a four-year playing career at Saint Vincent College in Latrobe, PA. He helped the Bearcats re-start a football program that had disbanded nearly 40 years earlier.

A native of Johnstown, PA, Vigna played his high school football at Westmont-Hilltop.

PERSONAL

Year at CNU: 1
Birthdate: April 8, 1990

EDUCATION

Saint Vincent '12, B.S.

PLAYING EXP.

Saint Vincent, 4 years



J.T. Crews
Student Assistant
Offense

Following an outstanding four-year playing career with the Captains, J.T. Crews returns to the sideline in 2012 as a student assistant working with the offense.

Crews, a steady and solid offensive lineman, started 24 games in the trenches for CNU. He received all-conference and all-state recognition and was also selected the CNU Offensive Player of the Year.

He was a member of both Christopher Newport teams that went undefeated in the USA South Athletic Conference (2008 and 2011). The Lynchburg native played his high school football at Brookville.

PERSONAL

Year at CNU: 1st
Birthdate: May 17, 1990

EDUCATION

Currently a student at CNU

PLAYING EXP.

CNU, 4 years, OL

ALPHABETICAL ROSTER



No.	Name	Cl.	Pos.	Ht.	Wt.	Hometown/High School
54	Derrick Adams	Jr.	LB	6-1	215	Hampton, Va. / Hampton
28	Robert Archer	Fr.	RB	5-10	175	Richmond, Va. / Varina
48	Mike Armstrong	So.	TE	6-4	190	Richmond, Va. / Clover Hill
16	Michael Atkinson	Sr.	DB	6-0	205	Harrisonburg, Va. / Harrisonburg
1	Wes Austin	Fr.	DB	6-1	190	Midlothian, Va. / Clover Hill
17	Cameron Barlow	Fr.	DB	5-9	155	Richmond, Va. / St. Christopher's
87	Langston Barnes	Jr.	TE	6-1	240	Stafford, Va. / Colonial Forge
63	Andrew Bassette	Fr.	OL	6-3	290	Norfolk, Va. / Booker T. Washington
64	Robert Beckwith	Fr.	DL	6-2	250	Fredericksburg, Va. / Stafford
82	Cameron Bertrand	Sr.	TE	6-3	225	Chesapeake, Va. / Deep Creek
18	Vincent Bolden	Fr.	DB	5-10	170	Chesapeake, Va. / Great Bridge
76	Carus Boone	Jr.	OL	6-3	350	Freeman, Va. / Brunswick
53	Stevie Boose	Fr.	OL	6-0	270	Stafford, Va. / Mountain View
44	Daniel Bowen	Sr.	LB	6-2	225	Caret, Va. / Essex
74	Jerry Brown	So.	OL	5-10	240	Emporia, Va. / Greensville County
67	Travis Bruns	Sr.	OL	6-2	250	Manassas, Va. / Osbourn
12	Taylor Byrd	So.	QB	6-1	185	Gloucester, Va. / Christchurch Acad.
40	Daz Capel	Jr.	LB	5-10	205	Norfolk, Va. / Maury
43	Chad Cieslewicz	So.	DB	6-2	185	Charlottesville, Va. / Monticello
81	Chris Coiner	Sr.	TE	6-0	230	Charlottesville, Va. / Monticello
39	Chris Cook	Fr.	LB	6-0	215	South Riding, Va. / Freedom
86	Greg Coots	Jr.	TE	6-3	220	Roanoke, Va. / Hidden Valley
76	Shaun Copening	So.	DL	6-2	290	Richmond, Va. / James River
32	Justin Cormier	Fr.	LB	5-9	190	Virginia Beach, Va. / First Colonial
18	Jayquan Darden	So.	WR	6-3	180	Norfolk, Va. / Oscar Smith
79	Evan Davis	So.	OL	6-2	295	Richmond, Va. / Deep Run
11	Shay Dennis	Fr.	DB	5-11	155	Richmond, Va. / Highland Springs
59	Matt Doty	Jr.	OL	6-0	250	Mechanicsville, Va. / Lee-Davis
24	Steele Driskill	Jr.	RB	6-0	210	Matoaca, Va. / Matoaca
20	Paul Dukes	Fr.	RB	5-5	160	Norfolk, Va. / Granby
28	Tyrell Eaton	Fr.	DB	5-10	170	Richmond, Va. / Lee Davis
49	Jonathan Echols	Fr.	WR	6-2	191	Hampton, Va. / Hampton
3	Aaron Edwards	Sr.	QB	6-1	210	Yorktown, Va. / York
7	Mic Edwards	Fr.	DB	6-0	195	Salem, Va. / Salem
42	Ben Epps	Fr.	DB	5-9	150	Surry, Va. / Isle of Wight Academy
60	Eric Evans	Sr.	OL	6-1	255	Norfolk, Va. / Maury
50	Jonathan Everhart	Fr.	OL	6-0	210	Spotsylvania, Va. / Riverbad
52	Scott Fahey	Fr.	OL	5-11	280	Chesapeake, Va. / Hickory
89	Matt Farmer	So.	TE	6-4	220	Leesburg, Ala. / Hickory (Va.)
9	Josh Fones	Fr.	QB	6-4	185	Montross, Va. / Washington & Lee
71	Matt Foust	Fr.	OL	6-3	260	Richmond, Va. / Monacan
7	Terrell Fowler	Sr.	RB	6-0	200	Richmond, Va. / Armstrong
47	Isaiah Frye	So.	DB	5-8	175	Virginia Beach, Va. / Tallwood
50	David Furrow	Fr.	DL	6-2	250	Warsaw, Va. / Rappahannock
92	Hakeem Garner	So.	DL	6-3	220	Hampton, Va. / Kecoughtan
1	Lyndon Garner	Jr.	QB	5-11	175	Tappahannock, Va. / Essex
62	Devin Garnes	Jr.	OL	6-0	285	Chesapeake, Va. / Indian River
26	Dylan Garthright	Jr.	DB	6-1	180	Mechanicsville, Va. / Atlee
33	Rahland Gordon	Fr.	DB	5-9	180	Glen Allen, Va. / Hermitage
34	Martin Gross	Fr.	RB	5-11	200	Bethlehem, Pa. / First Colonial
27	Tyshawn Harris	Fr.	DB	5-7	150	Virginia Beach, Va. / Salem
39	Nick Henderson	Jr.	QB	5-9	170	Pacifica, Calif. / Tabb (Va.)
68	Quinn Hill	So.	OL	6-4	275	Fredericksburg, Va. / Massaponax
73	Brandon Hubbard	Fr.	OL	6-1	230	Virginia Beach, Va. / Kempsville
83	Josh Ingram	So.	WR	5-11	165	Powhatan, Va. / Powhatan
23	Dorian Jackson	Sr.	DB	6-1	190	New Orleans, La. / Maury (Va.)
27	Joe Jardine	Fr.	WR	6-0	165	Philadelphia, Pa. / Hampton (Va.)
13	John Johnson	Fr.	DB	6-1	180	Ashburn, Va. / Tuscarora
2	Alex Johnson	Fr.	QB	6-1	160	Yorktown, Va. / York
97	Andre Kendall	Fr.	DL	5-11	240	Fairfax, Va. / Robinson
66	Nick Kepa	Fr.	OL	5-10	260	Williamsburg, Va. / Lafayette
83	Matthew Kerr	So.	OL	6-3	225	Bedford, Va. / Liberty
65	Brian Koonce	Sr.	OL	6-2	305	Charlottesville, Va. / Monticello
38	Dylan Krupp	Jr.	DL	6-0	240	Colonial Heights, Va. / Col. Heights
45	Jeff LaScola	Fr.	LB	5-10	200	Manassas, Va. / Osbourn Park
31	Jared Launder	So.	DB	5-9	155	Chesapeake, Va. / Hickory
51	Daniel Lewis	Sr.	LB	6-1	220	Virginia Beach, Va. / First Colonial
58	Jarod Lindner	Jr.	OL	6-2	250	Chesapeake, Va. / Western Branch
32	Evan Lowe	So.	RB	5-10	180	Virginia Beach, Va. / Kellam
77	Greg Maloid	So.	OL	6-1	265	Virginia Beach, Va. / Kempsville
93	Justin Manuel	Jr.	DL	6-1	290	Ashland, Va. / Patrick Henry
57	Edward Marable	Fr.	OL	6-0	240	Ashland, Va. / Patrick Henry
54	Quentin Mascari	Fr.	OL	6-4	260	Midlothian, Va. / Clover Hill
49	Justin McFadden	Fr.	LB	5-11	190	Newport News, Va. / Woodside
72	Ryan McTheny	Sr.	OL	6-2	225	Lanexa, Va. / New Kent
29	Sam Meade	Fr.	RB	5-6	155	Virginia Beach, Va. / Atlantic Shores
56	Scott Merrifield	Fr.	OL	6-2	245	Yorktown, Va. / Tabb
9	Marvin Mills	Sr.	DB	6-1	165	Charlottesville, Va. / Monticello
37	Dexter Montgomery	Fr.	DB	5-9	190	Richmond, Va. / Monacan
15	Keith Montgomery	Fr.	DB	5-11	160	King William, Va. / King William
22	Evan Moog	Jr.	LB	5-8	185	Williamsburg, Va. / Jamestown
95	Erick Morales	Fr.	DL	5-11	240	Chantilly, Va. / Westfield
91	Kyle Morehead	So.	OL	6-2	240	Richmond, Va. / Clover Hill
15	Brian Morgan	Fr.	QB	6-3	190	Virginia Beach, Va. / Princess Anne
13	Marcus Morrast	So.	RB	5-10	170	Stafford, Va. / North Stafford
20	Justin Navarro	Jr.	DL	6-4	220	Fredericksburg, Va. / Stafford
2	Aharon Neil	Jr.	DB	6-3	170	Norfolk, Va. / Lake Taylor
12	Jalen Nullum	Fr.	DB	5-8	155	Virginia Beach, Va. / Kellam
14	Kentel Noel	Jr.	WR	5-8	169	Weems, Va. / Lancaster
80	Chase Nuckols	Fr.	DB	6-0	190	Goochland, Va. / Goochland
29	Akeem Parker	So.	DB	5-10	160	Skippers, Va. / Greensville County
58	Ryan Parker	So.	DL	6-2	200	Norfolk, Va. / Booker T. Washington
19	Storm Parker	Fr.	RB	5-9	190	Richmond, Va. / New Kent
11	Tony Patrick	So.	WR	6-1	185	Chesapeake, Va. / Grassfield
10	Laurent Pinchinat	Fr.	LB	5-8	180	Virginia Beach, Va. / Kellam
6	Tyler Portell	Jr.	DB	5-11	195	Stafford, Va. / North Stafford
48	Chris Probst	Fr.	DL	6-1	205	Virginia Beach, Va. / Landstown
80	Tanner Quigley	Fr.	WR	5-11	170	Burke, Va. / Lake Braddock
6	Tyler Quigley	Fr.	QB	6-0	170	Burke, Va. / Lake Braddock
37	Melkim Reaves	Jr.	RB	6-1	210	Hampton, Va. / Kecoughtan
19	Mike Reynolds	Fr.	DB	5-9	170	Richmond, Va. / Varina
21	Justin Ricks	Jr.	DL	5-10	174	Hampton, Va. / Hampton
90	Kendal Rivers	Jr.	DB	5-10	245	Stafford, Va. / Brooke Point
25	Micah Rivers	Fr.	RB	5-7	180	Charlottesville, Va. / Albemarle
56	Sean Robertson	Fr.	LB	5-11	195	Portsmouth, Va. / Portsmouth Christ.
23	Arsaiah Robinson	Fr.	WR	5-10	150	Richmond, Va. / Huguenot
88	Richard Roethel	Jr.	WR	6-2	190	Farmingville, NY / Sachem East
69	Cameron Romine	Jr.	OL	6-3	260	Bristow, Va. / Brentsville District
46	Layton Rose	Fr.	TE	6-2	215	Glen Allen, Va. / Deep Run
53	Chris Roth	So.	DL	6-2	225	Richmond, Va. / Deep Run
36	Michael Ruckman	Sr.	DB	6-3	215	Newport News, Va. / Woodside
5	Rudy Rudolph	So.	WR	6-2	170	Chesapeake, Va. / Grassfield
57	Donald Santiso	Jr.	LB	5-7	175	Fredericksburg, Va. / Massaponax
84	Soren Simonsen	Fr.	TE	6-4	205	Suffolk, Va. / Grassfield
31	Caleb Smith	Fr.	RB	6-9	206	Chesapeake, Va. / Oscar Smith
61	Jordan Smith	Jr.	OL	6-0	275	Norfolk, Va. / Norview
21	Rodney Smith	Fr.	WR	5-10	171	Williamsburg, Va. / Jamestown
98	Patrick Sorey	Fr.	DL	6-1	210	Glouster, Va. / Hanover
45	Zack Stevens	Sr.	RB	6-0	250	Raleigh, N.C. / Millbrook
33	Markeese Stovall	Jr.	RB	5-10	200	Richmond, Va. / James River
35	Mason Studer	So.	K	6-1	175	Norfolk, Va. / Maury
78	Ethan Taylor	So.	OL	5-11	275	Bedford, Va. / Liberty
99	Ben Thompson	So.	DL	5-9	280	Richmond, Va. / St. Christopher's
38	Josh Tinsley	Fr.	TE	6-4	195	Swoope, Va. / Buffalo Gap
24	Dominique Torres	Fr.	DB	5-9	160	Chesapeake, Va. / Grassfield
41	Marc Tremblay	Sr.	RB	6-0	230	LaTuque, Quebec / Warhill (Va.)
17	Mike Vane	So.	WR	6-1	170	Santa Cruz, Calif. / Kecoughtan
85	Tyson Wachenheim	So.	TE	6-3	220	Charlottesville, Va. / Monticello
75	Adam White	Fr.	OL	6-1	250	Chester, Va. / Thomas Dale
71	Jerome Williams	Fr.	DL	5-11	250	Chesapeake, Va. / Grassfield
10	Justin Williams	Jr.	RB	5-9	170	New Kent, Va. / New Kent
96	Je'Quan Williamson	So.	DL	6-4	265	LeMoore, Calif. / Brooke Point
55	Reese Wilmoth	So.	DL	6-0	185	Gretna, Va. / Gretna
4	Christian Woelfel-Monsivais	Sr.	QB	6-0	195	Fredericksburg, VA / Stafford
30	Joey Wolff	Sr.	LB	6-2	210	Yorktown, Va. / Grafton
58	Cole Woody	Fr.	LB	6-1	200	Mechanicsville, Va. / Atlee
25	Derek Wright	Jr.	LB	6-1	215	Suffolk, Va. / King's Fork
8	Jeremy Yorke	Jr.	DB	5-10	160	Mechanicsville, Va. / Hanover

Head Coach: Matt Kelchner (12th season)

Assistant Coaches:

- Dan Antolik (Associate Head Coach for Offense)
- Justin Wood (Defensive Coordinator)
- Tom Caporale (Inside Linebackers / Video Coordinator)
- Paul Crowley (Wide Receivers / Recruiting Coordinator)
- Almondo Curry (Defensive Backs)
- Ed Davis (Quarterbacks & Special Teams)
- Jonathan Dean (Strength & Conditioning / Defensive Ends)
- Todd Faison (Running Backs)
- Josh Vigna (Rovers)
- J.T. Crews (Student Assistant)



NUMERICAL ROSTER

No.	Name	Cl.	Pos.	Ht.	Wt.	Hometown/High School
1	Wes Austin	Fr.	DB	6-1	190	Midlothian, Va. / Clover Hill
1	Lyndon Garner	Jr.	QB	5-11	175	Tappahannock, Va. / Essex
2	Alex Johnston	Fr.	QB	6-1	160	Yorktown, Va. / York
2	Aharon Neil	Jr.	DB	6-3	170	Norfolk, Va. / Lake Taylor
3	Aaron Edwards	Sr.	QB	6-1	210	Yorktown, Va. / York
4	Christian Woelfel-Monsivais	Sr.	QB	6-0	195	Fredericksburg, VA / Stafford
5	Rudy Rudolph	So.	WR	6-2	170	Chesapeake, Va. / Grassfield
6	Tyler Portell	Jr.	DB	5-11	195	Stafford, Va. / North Stafford
6	Tyler Quigley	Fr.	QB	6-0	170	Burke, Va. / Lake Braddock
7	Mic Edwards	Fr.	DB	6-0	195	Salem, Va. / Salem
7	Terrell Fowler	Sr.	RB	6-0	200	Richmond, Va. / Armstrong
8	Jeremy Yorke	Jr.	DB	5-10	160	Mechanicsville, Va. / Hanover
9	Josh Fones	Fr.	QB	6-4	185	Montross, Va. / Washington & Lee
9	Marvin Mills	Sr.	DB	6-1	165	Charlottesville, Va. / Monticello
10	Laurent Pinchinat	Fr.	LB	5-8	180	Virginia Beach, Va. / Kellam
10	Justin Williams	Jr.	RB	5-9	170	New Kent, Va. / New Kent
11	Shay Dennis	Fr.	DB	5-11	155	Richmond, Va. / Highland Springs
11	Tony Patrick	So.	WR	6-1	185	Chesapeake, Va. / Grassfield
12	Taylor Byrd	So.	QB	6-1	185	Gloucester, Va. / Christchurch Acad.
12	Jalen Nullum	Fr.	DB	5-8	155	Virginia Beach, Va. / Kellam
13	John Johnson	Fr.	DB	6-1	180	Ashburn, Va. / Tuscarora
13	Marcus Morrast	So.	RB	5-10	170	Stafford, Va. / North Stafford
14	Kentel Noel	Jr.	WR	5-8	169	Weems, Va. / Lancaster
15	Keith Montgomery	Fr.	DB	5-11	160	King William, Va. / King William
15	Brian Morgan	Fr.	QB	6-3	190	Virginia Beach, Va. / Princess Anne
16	Michael Atkinson	Sr.	DB	6-0	205	Harrisonburg, Va. / Harrisonburg
17	Cameron Barlow	Fr.	DB	5-9	155	Richmond, Va. / St. Christopher's
17	Mike Vane	So.	WR	6-1	170	Santa Cruz, Calif. / Kecoughtan
18	Vincent Bolden	Fr.	DB	5-10	170	Chesapeake, Va. / Great Bridge
18	Jayquan Darden	So.	WR	6-3	180	Norfolk, Va. / Oscar Smith
19	Storm Parker	Fr.	RB	5-9	190	Richmond, Va. / New Kent
19	Mike Reynolds	Fr.	DB	5-9	170	Richmond, Va. / Varina
20	Paul Dukes	Fr.	RB	5-5	160	Norfolk, Va. / Granby
20	Justin Navarro	Jr.	DL	6-4	220	Fredericksburg, Va. / Stafford
21	Justin Ricks	Jr.	DB	5-10	174	Hampton, Va. / Hampton
21	Rodney Smith	Fr.	WR	5-10	171	Williamsburg, Va. / Jamestown
22	Evan Moog	Jr.	LB	5-8	185	Williamsburg, Va. / Jamestown
23	Dorian Jackson	Sr.	DB	6-1	190	New Orleans, La. / Maury (Va.)
23	Arsaiah Robinson	Fr.	WR	5-10	150	Richmond, Va. / Huguenot
24	Steele Driskill	Jr.	RB	6-0	210	Matoaca, Va. / Matoaca
24	Domonique Torres	Fr.	DB	5-9	160	Chesapeake, Va. / Grassfield
25	Micah Rivers	Fr.	RB	5-7	180	Charlottesville, Va. / Albemarle
25	Derek Wright	Jr.	LB	6-1	215	Suffolk, Va. / King's Fork
26	Dylan Garthright	Jr.	DB	6-1	180	Mechanicsville, Va. / Atlee
27	Tyshawn Harris	Sr.	DB	5-7	150	Virginia Beach, Va. / Salem
27	Joe Jardine	Fr.	WR	6-0	165	Philadelphia, Pa. / Hampton (Va.)
28	Robert Archer	Fr.	RB	5-10	175	Richmond, Va. / Varina
28	Tyrell Eaton	Fr.	DB	5-10	170	Richmond, Va. / Lee Davis
29	Sam Meade	Fr.	RB	5-6	155	Virginia Beach, Va. / Atlantic Shores
29	Akeem Parker	So.	DB	5-10	160	Skippers, Va. / Greensville County
30	Joey Wolff	Sr.	LB	6-2	210	Yorktown, Va. / Grafton
31	Jared Laundry	So.	DB	5-9	155	Chesapeake, Va. / Hickory
31	Caleb Smith	Fr.	RB	6-9	206	Chesapeake, Va. / Oscar Smith
32	Justin Cormier	Fr.	LB	5-9	190	Virginia Beach, Va. / First Colonial
32	Evan Lowe	So.	RB	5-10	180	Virginia Beach, Va. / Kellam
33	Rahland Gordon	Fr.	DB	5-9	180	Glen Allen, Va. / Hermitage
33	Markeese Stovall	Jr.	RB	5-10	200	Richmond, Va. / James River
34	Martin Gross	Fr.	RB	5-11	200	Bethlehem, Pa. / First Colonial
35	Mason Studer	So.	K	6-1	175	Norfolk, Va. / Maury
36	Michael Ruckman	Sr.	DB	6-3	215	Newport News, Va. / Woodside
37	Dexter Montgomery	Fr.	DB	5-9	190	Richmond, Va. / Monacan
37	Melkim Reaves	Jr.	RB	6-1	210	Hampton, Va. / Kecoughtan
38	Dylan Krupp	Jr.	DL	6-0	240	Colonial Heights, Va. / Col. Heights
38	Josh Tinsley	Fr.	TE	6-4	195	Swoope, V. / Buffalo Gap
39	Chris Cook	Fr.	LB	6-0	215	South Riding, Va. / Freedom
39	Nick Henderson	Jr.	QB	5-9	170	Pacifica, Calif. / Tabb (Va.)
40	Daz Capel	Jr.	LB	5-10	205	Norfolk, Va. / Maury
41	Marc Tremblay	Sr.	RB	6-0	230	LaTuque, Quebec / Warhill (Va.)
42	Ben Epps	Fr.	DB	5-9	150	Surry, Va. / Isle of Wight Academy
43	Chad Cieslewicz	So.	DB	6-2	185	Charlottesville, Va. / Monticello
44	Daniel Bowen	Sr.	LB	6-2	225	Caret, Va. / Essex
45	Jeff LaScola	Fr.	LB	5-10	200	Manassas, Va. / Osbourn Park
45	Zack Stevens	Sr.	RB	6-0	250	Raleigh, N.C. / Millbrook
46	Layton Rose	Fr.	TE	6-2	215	Glen Allen, Va. / Deep Run
47	Isaiah Frye	So.	DB	5-8	175	Virginia Beach, Va. / Tallwood
48	Mike Armstrong	So.	TE	6-4	190	Richmond, Va. / Clover Hill
48	Chris Probst	Fr.	DL	6-1	205	Virginia Beach, Va. / Landstown
49	Jonathan Echols	Fr.	WR	6-2	191	Hampton, Va. / Hampton
49	Justin McFadden	Fr.	LB	5-11	190	Newport News, Va. / Woodside
50	Jonathan Everhart	Fr.	OL	6-0	210	Spotsylvania, Va. / Riverbad
50	David Furrow	Fr.	DL	6-2	250	Warsaw, Va. / Rappahannock
51	Daniel Lewis	Sr.	LB	6-1	220	Virginia Beach, Va. / First Colonial
52	Scott Fahey	Fr.	OL	5-11	280	Chesapeake, Va. / Hickory
53	Stevie Boose	Fr.	OL	6-0	270	Stafford, Va. / Mountain View
53	Chris Roth	So.	DL	6-2	225	Richmond, Va. / Deep Run
54	Derrick Adams	Jr.	LB	6-1	215	Hampton, Va. / Hampton
54	Quentin Mascari	Fr.	OL	6-4	260	Midlothian, Va. / Clover Hill
55	Reese Wilmoth	So.	DL	6-0	185	Gretna, Va. / Gretna
56	Scott Merrifield	Fr.	OL	6-2	245	Yorktown, Va. / Tabb
56	Sean Robertson	Fr.	LB	5-11	195	Portsmouth, Va. / Portsmouth Christ.
57	Edward Marable	Fr.	OL	6-0	240	Ashland, Va. / Patrick Henry
57	Donald Santiso	Jr.	LB	5-7	175	Fredericksburg, Va. / Massaponax
58	Jarod Lindner	Jr.	OL	6-2	250	Chesapeake, Va. / Western Branch
58	Ryan Parker	So.	DL	6-2	200	Norfolk, Va. / Booker T. Washington
58	Cole Woody	Fr.	LB	6-1	200	Mechanicsville, Va. / Atlee
59	Matt Doty	Jr.	OL	6-0	250	Mechanicsville, Va. / Lee-Davis
60	Eric Evans	Sr.	OL	6-1	255	Norfolk, Va. / Maury
61	Jordan Smith	Jr.	OL	6-0	275	Norfolk, Va. / Norview
62	Devin Games	Jr.	OL	6-0	285	Chesapeake, Va. / Indian River
63	Andrew Bassette	Fr.	OL	6-3	290	Norfolk, Va. / Booker T. Washington
64	Robert Beckwith	Fr.	DL	6-2	250	Fredericksburg, Va. / Stafford
65	Brian Koonce	Sr.	OL	6-2	305	Charlottesville, Va. / Monticello
66	Nick Kepa	Fr.	OL	5-10	260	Williamsburg, Va. / Lafayette
67	Travis Bruns	Sr.	OL	6-2	250	Manassas, Va. / Osbourn
68	Quinn Hill	So.	OL	6-4	275	Fredericksburg, Va. / Massaponax
69	Cameron Romine	Jr.	OL	6-3	260	Bristow, Va. / Brentsville District
71	Matt Foust	Fr.	OL	6-3	260	Richmond, Va. / Monacan
71	Jerome Williams	Fr.	DL	5-11	250	Chesapeake, Va. / Grassfield
72	Ryan McTheny	Sr.	OL	6-2	225	Lanexa, Va. / New Kent
73	Brandon Hubbard	Fr.	OL	6-1	230	Virginia Beach, Va. / Kempsville
74	Jerry Brown	So.	OL	5-10	240	Emporia, Va. / Greensville County
75	Adam White	Fr.	OL	6-1	250	Chester, Va. / Thomas Dale
76	Carus Boone	Jr.	OL	6-3	350	Freeman, Va. / Brunswick
76	Shaun Copening	So.	DL	6-2	290	Richmond, Va. / James River
77	Greg Maloid	So.	OL	6-1	265	Virginia Beach, Va. / Kempsville
78	Ethan Taylor	So.	OL	5-11	275	Bedford, Va. / Liberty
79	Evan Davis	So.	OL	6-2	295	Richmond, Va. / Deep Run
80	Chase Nuckols	Fr.	DB	6-0	190	Goochland, Va. / Goochland
80	Tanner Quigley	Fr.	WR	5-11	170	Burke, Va. / Lake Braddock
81	Chris Coiner	Sr.	TE	6-0	230	Charlottesville, Va. / Monticello
82	Cameron Bertrand	Sr.	TE	6-3	225	Chesapeake, Va. / Deep Creek
83	Josh Ingram	So.	WR	5-11	165	Powhatan, Va. / Powhatan
83	Matthew Kerr	So.	OL	6-3	225	Bedford, Va. / Liberty
84	Soren Simonsen	Fr.	TE	6-4	205	Suffolk, Va. / Grassfield
85	Tyson Wachenheim	So.	TE	6-3	220	Charlottesville, Va. / Monticello
86	Greg Coots	Jr.	TE	6-3	220	Roanoke, Va. / Hidden Valley
87	Langston Barnes	Jr.	TE	6-1	240	Stafford, Va. / Colonial Forge
88	Richard Roethel	Jr.	WR	6-2	190	Farmingville, NY / Sachem East
89	Matt Farmer	So.	TE	6-4	220	Leesburg, Ala. / Hickory (Va.)
90	Kendal Rivers	Jr.	DL	5-10	245	Stafford, Va. / Brooke Point
91	Kyle Morehead	So.	OL	6-2	240	Richmond, Va. / Clover Hill
92	Hakeem Garner	So.	DL	6-3	220	Hampton, Va. / Kecoughtan
93	Justin Manuel	Jr.	DL	6-1	290	Ashland, Va. / Patrick Henry
95	Erick Morales	Fr.	DL	5-11	240	Chantilly, Va. / Westfield
96	Je'Quan Williamson	So.	DL	6-4	265	LeMoore, Calif. / Brooke Point
97	Andre Kendall	Fr.	DL	5-11	240	Fairfax, Va. / Robinson
98	Patrick Sorey	Fr.	DL	6-1	210	Glouster, Va. / Hanover
99	Ben Thompson	So.	DL	5-9	280	Richmond, Va. / St. Christopher's

Head Coach: Matt Kelchner (12th season)

Assistant Coaches:

- Dan Antolik (Associate Head Coach for Offense)
- Justin Wood (Defensive Coordinator)
- Tom Caporale (Inside Linebackers / Video Coordinator)
- Paul Crowley (Wide Receivers / Recruiting Coordinator)
- Almondo Curry (Defensive Backs)
- Ed Davis (Quarterbacks & Special Teams)
- Jonathan Dean (Strength & Conditioning / Defensive Ends)
- Todd Faison (Running Backs)
- Josh Vigna (Rovers)
- J.T. Crews (Student Assistant)

BY CLASS

Freshmen - 59	38	Josh Tinsley
1	39	Chris Cook
2	42	Ben Epps
6	45	Jeff LaScola
7	46	Layton Rose
9	48	Chris Probst
10	49	Jonathan Echols
11	49	Justin McFadden
12	50	Jonathan Everhart
13	50	David Furrow
15	52	Scott Fahey
15	53	Stevie Boose
17	54	Quentin Mascari
18	56	Scott Merrifield
19	56	Sean Robertson
19	57	Edward Marable
20	58	Cole Woody
21	63	Andrew Bassette
23	64	Robert Beckwith
24	66	Nick Kepa
25	71	Matt Foust
27	71	Jerome Williams
28	73	Brandon Hubbard
28	75	Adam White
29	80	Chase Nuckols
31	80	Tanner Quigley
32	84	Soren Simonsen
33	95	Erick Morales
34	97	Andre Kendall
37	98	Patrick Sorey

Sophomores - 30	58	Ryan Parker
5	68	Quinn Hill
11	74	Jerry Brown
12	76	Shaun Copening
13	77	Greg Maloid
17	78	Ethan Taylor
18	79	Evan Davis
29	83	Josh Ingram
31	83	Matthew Kerr
32	85	Tyson Wachenheim
35	89	Matt Farmer
43	91	Kyle Morehead
47	92	Hakeem Garner
48	96	Je'Quan Williamson
53	99	Ben Thompson
55		

Juniors - 30	39	Nick Henderson
1	40	Daz Capel
2	54	Derrick Adams
6	57	Donald Santiso
8	58	Jarod Lindner
10	59	Matt Doty
14	61	Jordan Smith
20	62	Devin Ganes
21	69	Cameron Romine
22	76	Carus Boone
24	86	Greg Coots
25	87	Langston Barnes
26	88	Richard Roethel
33	90	Kendal Rivers
37	93	Justin Manuel
38		

Seniors - 18	41	Marc Tremblay
3	44	Daniel Bowen
4	45	Zack Stevens
7	51	Daniel Lewis
9	60	Eric Evans
16	65	Brian Koonce
23	67	Travis Bruns
27	72	Ryan McTheny
30	81	Chris Coiner
36	82	Cameron Bertrand

PRONUNCIATION GUIDE

Andrew Bassette	BASS-ett
Carus Boone.....	CAR-us
Stevie Boose	Booze
Daz Capel.....	cuh-PELL
Chad Cieslewicz	siz-LEV-itch
Shaun Copening.....	COPE-uh-ning
Justin Cormier	cor-MEER
Jayquan Darden	JAY-kwan
Matt Doty	DOE-tee
Mic Edwards	Mike
Josh Fones	Phones
Terrell Fowler.....	tuh-RELL
Rahland Gordon	RAW-land
Joe Jardine	jar-DEEN
Nick Kepa	KEP-uh
Justin Manuel	MAN-u-uhl
Edward Marable	MAR-uh-bull
Quentin Mascari	muh-SCAR-eye
Ryan McTheny	mac-THEE-nee
Evan Moog	Rhymes with "Rogue"
Aharon Neil.....	Aaron
Kentel Noel.....	ken-TELL Nole
Chase Nuckols	Knuckles
Laurent Pinchinat.....	luh-ront PINCH-uh-not
Tyler Portell.....	por-TELL
Melkim Reaves	mel-KIM
Arsaiah Robinson	ARE-say-uh
Richard Roethel.....	row-THEL
Cameron Romine	ROW-mine
Donald Santiso	san-TEE-zo
Soren Simonsen.....	SY-mun-sen
Markeese Stovall.....	mar-KEESE STO-vul
Tyson Wachenheim	WOCK-en-hime
Je'Quan Williamson.....	juh-KWAN
Christian Woelfel-Monsivais	WOE-full mon-suh-VY-us

Coaching Staff

Dan Antolik	an-TOE-lik
Tom Caporale	cap-or-AL-ee
Matt Kelchner	KELCH-nur

Support Staff

Lou Serio (Equipment Manager)	SEER-ee-oh
Francis Tommasino (Radio).....	tom-uh-SEEN-oh

POMOCO Stadium

As the 2012 football season approached, CNU Head Coach Matt Kelchner looked back on another successful season in 2011. He also couldn't help but think how different this season could be.

"It's a much different conference this year and our schedule really doesn't look anything like previous ones," Kelchner said. "Shenandoah has left the league, so that's a non-conference game...and then you've got a new conference opponent in LaGrange. It should be interesting."

The remarkable success of the Christopher Newport University football program continued in 2011, as the Captains were 8-3 and won the USA South Athletic Conference title by going 7-0 in league games. The Captains advanced to the NCAA Tournament for the 8th time in the 11-year history of the program.

Kelchner has guided CNU since the inception of the program in 2001. He and the program are now 76-40 all-time for a winning percentage of .655. CNU is 61-12 all-time in conference games for a winning clip of .836. CNU enters 2012 with a 12-game conference winning streak dating back to 2010.

"We have worked so hard over the years, it's really paid off in the conference," Kelchner continued. "We've got to have a good training camp...play hard in the three non-conference games...and then buckle down for another chase at the league title. The quest begins again."

Another new wrinkle in the schedule is a non-conference road game at Hampden-Sydney on September 8th. It will be the first meeting ever with the Tigers.

"We have a good nucleus again returning," Kelchner said. "There are probably 50 guys who have seen significant playing time coming back for 2012. We've got good experience and lots of new faces."

The Captains will likely bring in the largest number of players in CNU football history in 2012. Kelchner and his assistants were expecting 135 Captains to report in August. CNU will likely return 7 starters on offense and 6 on defense in 2012.

Leading returners will likely include junior running back Markeese Stovall, who rushed for 970 yards in 9 games last year as a sophomore before suffering a late-season injury. Stovall averaged 4.7 yards per



Markeese Stovall

carry, scored 11 rushing TD's, and averaged 107.6 yards per game. Stovall was a first-team all-conference selection in 2011.

On defense, linebacker Daniel Lewis enters his senior season in 2012. Lewis made 55 tackles in 11 games last year and also contributed 2 sacks and 2 interceptions. Lewis was an honorable mention all-conference selection last year.

One key for 2012 for the Captains will be keeping people healthy. CNU was hampered by injuries in 2011, especially on offense where the Captains had to use three different starting quarterbacks due to injuries. The Captains also lost their two top running backs during the 2011 season.

For the first time in program history, all five CNU home games will be played under the lights at POMOCO Stadium in 2012.

Kelchner, the only head coach in CNU history and the dean of USA South coaches, was rewarded with the league's Coach of the Year award again last season for the second straight year. It was the sixth time in 11 seasons he has taken the honor.

As CNU looks to the 2012 campaign, here is a position-by-position breakdown:

OFFENSE

The Captains return seven offensive starters from last season's squad.

Quarterback

CNU was forced to use three different starting quarterbacks during the 2011 season due to injuries. The good news is that all three are back for 2012, and there is plenty of experience returning at the position.

Senior AARON EDWARDS finished the 2011 season as the starter, leading the Captains to three straight wins to conclude the regular season. Edwards threw 7 touchdown passes and averaged 188.5 yards passing per game.

Senior CHRISTIAN WOELFEL-MONSIVAIS began the year as the starter and played in four games before getting hurt. Woelfel-Monsivais was replaced by LYNDON GARNER, now a junior, who played in eight games and threw for 6 scores a year ago before suffering a season-ending injury.

Kelchner last year referred to the quarterback situation heading into training camp as a "fierce battle." You can expect great competition again at the spot for 2012.

Running Backs

The Captains have three backs returning who saw substantial playing time last season, and five returners who could challenge for carries.

MARKEESE STOVALL, now a junior, led CNU with 970 rushing yards and 11 touchdowns in nine games before getting hurt. Stovall was a first-team All-USA South selection. EVAN MOOG, also now a junior, rushed the ball 116 times in 2011, averaged 4.5 yards per carry, and scored 8 times. Sophomore MARCUS MORRAST had a solid freshman season, rushing for 556 yards on 110 carries (5.1 yards per carry) and 2 scores. Juniors JUSTIN WILLIAMS and STEELE DRISKILL are also veterans who know the system well.

At fullback, the Captains have ZACH STEVENS returning as a senior. Stevens caught 7 passes last year out of the backfield and has proven to be a great blocker. Fellow senior MARC-ANTOINE TREMBLAY will compete for playing time as well.

Receivers/Tight Ends

RUDY RUDOLPH leads the cast of Captains receivers. As a freshman last season, Rudolph caught 25 passes, 7 for scores. He averaged 69

Tyshawn Harris



yards per game in receiving.

Juniors JUSTIN WILLIAMS and RICHARD ROETHEL are also expected to return and will see plenty of action.

At the tight end position, seniors CHRIS COINER and CAMERON BERTRAND will likely battle for the starting spot. Coiner caught 14 passes in 2011, including 2 scoring passes last season.

Offensive Line

The Captains will have a challenge replacing two departed seniors on the offensive line. J.T. Crews and Michael Meredith will certainly be missed, but CNU has a number of veterans who have enough game experience to fill the void.

Those returning are led by junior CARUS BOONE, who will be the likely starter at right guard. Another junior, JAROD LINDNER, ended the 2011 season as the starting tackle on the left side of the offensive line and will again see lots of action.

Seniors RYAN McTHENY and ERIC EVANS also have plenty of game experience and will likely be on the field for most of the snaps at the guard spots. At center, senior TRAVIS BRUNS was Meredith's primary back-up last season and will be in the mix.

Among those who also return with experience are junior JORDAN SMITH, and sophomores GREG MALOID and QUINN HILL.

DEFENSE

Christopher Newport has six returning starters on defense for the 2012 season.

Defensive Line

The Captains have some question marks on the line, but also have a lot of talent and experience coming back. Leading the group of those returning are junior defensive end JUSTIN NAVARRO, who is coming off a solid sophomore season, and CHRIS ROTH, a sophomore, who showed steady improvement last year through his freshman season. Sophomore HAKEEM GARNER will also be a factor and will see lots of playing time at an end spot.

At the tackle spots, junior KENDAL RIVERS and sophomore SHAUN COPENING both saw plenty of time last year and figure to be key players for the Captains.

Linebackers

The Captains again have a huge hole to fill at linebacker with the departure of leading tackler Mike King. DANIEL LEWIS returns for his senior season and will likely anchor the linebacking corps. Another senior, DANIEL BOWEN, also returns with solid experience. Look for Lewis and Bowen to see most of the time at the inside linebacker spots.

At the outside linebacker spots, senior MICHAEL RUCKMAN has improved steadily throughout his career and will most likely be the starter on one side. Junior TYLER PORTELL started much of last year and will probably challenge for the other starting spot.

Also look for senior DORION JACKSON and junior A.J. SCHMETZER to battle for playing time.

Defensive Backs

CNU has an experienced duo returning at the cornerback spots. Seniors MARVIN MILLS and TYSHAWN HARRIS have played well and will likely start at the cornerback spots. Sophomores AKEEM PARKER and JARED LAUNDER had solid season as freshmen and will challenge for playing time.

The Captains will have to replace safety Wayne Conner. Junior JUSTIN RICKS and sophomore CHAD CIESLEWICZ return and will be the leading candidates for the spot.

SPECIAL TEAMS

The Captains return sophomore MARCUS MORRAST and senior TYSHAWN HARRIS to return kicks. Morrast last year averaged 21.8 yards per kickoff return on 18 runbacks. Junior JUSTIN WILLIAMS will also likely get some opportunities to return punts and kicks as well.

The Captains will have to find a new primary kicker for 2012. Junior NICK HENDERSON leads a group hoping to fill that role.

CHRISTIAN WOELFEL-MONSAIVAS, a senior who will challenge for the quarterback job, will again handle at least some of the punting.

THE SCHEDULE

The Captains have a new look to both their conference and non-conference schedules for 2012. CNU will begin a new series with Hampden-Sydney on the road on September 8th. CNU will also host a new conference member, LaGrange, at POMOCO Stadium on October 13th.

CNU's toughest USA South Athletic Conference battles figure to be at North Carolina Wesleyan on October 27th and a home game with Ferrum on October 6th.

The series with Shenandoah will continue, but will now be non-conference. The Captains travel to Winchester on September 15th for a road game with the Hornets, who have left the USA South this year for the Old Dominion Athletic Conference.

SUMMARY

It's always difficult to forecast what lies ahead for the CNU football program. No one would have expected the rash of injuries that hurt the squad last year. Even with the adversity, Matt Kelchner's team was still able to deliver a perfect 7-0 conference record and an NCAA bid.

The Captains have enough talent and experience returning to make them competitive, and possibly even dominant again. CNU has never suffered a losing season in 11 years of football, and with the nucleus returning, it doesn't appear 2012 will be the year to break the streak.



MICHAEL ATKINSON **16**
 Senior • 6-0 • 205
 Harrisonburg, Va. • Harrisonburg HS
DEFENSIVE BACK

2011 (Junior) - Saw action in four games in his first season with the Captains after being at Randolph-Macon...Had one reception for six yards versus Kean...

BEFORE CNU - Played two years as a wide receiver for Randolph-Macon College... Caught 15 passes last season for 187 yards and one touchdown...Also caught three passes as a rookie, for 30 yards...Played both ways in high school for three years under head coach Tim Sarver at Harrisonburg High School...Second Team All-State wide receiver and First Team All-District defensive back as a senior...First Team All-District WR and Second Team All-District DB as a junior.

PERSONAL - Michael Bane Atkinson was born May 19, 1991 in Silver Spring, Md...Son of Tony and Katie Atkinson...Has two sisters, Kaitlyn (22) and Holly (12)...Favorite movie is "Role Models"...Majoring in Business.



CAMERON BERTRAND **82**
 Senior • 6-3 • 225
 Chesapeake, Va. • Deep Creek HS
TIGHT END

2011 (Junior) - Played in one game versus Maryville...

2010 (Sophomore) - Played in three games for the Captains in his second year...Saw action vs. Greensboro, Methodist and Mary Hardin-Baylor...Caught two passes against Greensboro for eight yards.

2009 (Freshman) - Did not play.

AT DEEP CREEK - A three-year veteran for coach David Warden...An Honors graduate.

PERSONAL - Cameron Emanuel Bertrand was born Feb. 6, 1991 in Jacksonville, N.C... Son of Christopher and Mary Bertrand...Has a brother, Christopher (20)...Majoring in Biology.

Bertrand at CNU							
Receiving	GP	No.	Yds	Avg.	TD	Long	Avg/G
2009 ---Did not play---							
2010	3	2	8	4.0	0	4	2.7
2011	1	0	0	0.0	0	0	0.0
Career	4	2	8	4.0	0	4	1.0



DANIEL BOWEN **44**
 Senior • 6-2 • 225
 Caret, Va. • Essex HS
LINEBACKER

2011 (Junior) - Saw action in nine games in his third year with the Captains...Made season-high six solo tackles and three assisted tackles at Averett...Had one tackle, four assisted tackles, two break-up passes and a forced fumble versus NC Wesleyan...Recorded two tackles and four assisted tackles at Greensboro...

2010 (Sophomore) - Played in all 11 games as a sophomore, making 10 total tackles...Made five solo stops and five assisted tackles, while also breaking up two passes...Posted season-high three tackles against Greensboro...Also forced a fumble against Wesley...Earned one tackle for a loss of four yards against Salisbury.


2009 (Freshman) - Did not play.

AT ESSEX - First Team All-Region as a senior and second team each of the two pro-

ceeding years...Also a First Team All-Northern Neck District choice for coach Todd Jones...Team captain as a senior...The squad won region championships in his sophomore and junior seasons...An Honor Roll student and a member of the Northern Neck District All-Academic team.

PERSONAL - Daniel Hale Kirk Bowen was born June 11, 1991 in Lanexa, Va...Son of Rex Bowen and Brooke Kirk...Majoring in Physics.

Bowen at CNU										
Defensive	GP	UT	AT	Tot	TFL	Sacks	Int.	BU	FF	FR
2009 ---Did not play---										
2010	11	5	5	10	1.0-4	0	0	2	1	0
2011	9	10	12	22	1.0-1	0	0	2	1	0
Career	20	15	17	32	2.0-5	0	0	4	2	0




TRAVIS BRUNS **67**
 Senior • 6-2 • 250
 Manassas, Va. • Osbourn HS
OFFENSIVE LINEMAN

2011 (Junior) - Saw action in two games during his second year with the program...

2010 (Sophomore) - Played in one game his first year, vs. Methodist... Named to the USA South Academic All-Conference Team.

PRIOR TO CNU - Played first year at Carnegie-Mellon University...At Osbourn HS, played all four years on the offensive line for head coach Steve Schultze...Won 2006 state championship with the Eagles and finished state runner-up in 2008 after winning the regional championship...Honorable Mention All-State in 2008...Selected to the 2009 VHSL All-Star Game...Also played baseball all four years.

PERSONAL - Travis Allen Bruns was born October 1, 1990...Son of Larry and Vivianne Bruns...Has one brother, Kyle (23)...Honor Roll student all four years...Has set a career goal to become a lawyer...Majoring in Business.



CHRIS COINER **81**
 Senior • 6-0 • 230
 Charlottesville, Va. • Monticello HS
TIGHT END

2011 (Junior) - Saw action in 10 games during the season and played a more receiving role than defensive role during his junior year...Totaled 14 receptions for 274 yards and two touchdowns...Had most productive game against Maryville catching four passes for 157 yards and a touchdown (74-yd pass)...Recorded two solo tackles versus Salisbury...

2010 (Sophomore) - Played in 10 games, making 12 total tackles for CNU in his second year...Notched six tackles in a game against Salisbury, including five assisted stops... Also had tackles against Wesley, Frostburg and Shenandoah.

2009 (Freshman) - Did not play in his first year for the Captains...Named to USA South Academic All-Conference Team.

AT MONTICELLO - Earned First Team All-Jefferson District and Second Team All-Region honors as a senior...Also Second Team All-District in his junior year as the Mustangs won a state championship...A member of the National Honor Society and Math Honor Society.

PERSONAL - Christopher Michael Coiner was born Oct. 29, 1990 in Charlottesville, Va... Son of Mike and Linda Coiner...Has a sister, Brandi...Majoring in Business.

Coiner at CNU										
Receiving	GP	No.	Yds	Avg.	TD	Long	Avg/G			
2010	10	0	0	0.0	0	0	0.0			
2011	10	14	274	19.6	2	74	27.4			
Career	20	14	274	19.6	2	74	13.7			
Defensive	GP	UT	AT	Tot	TFL	Sacks	Int.	BU	FF	FR
2010	10	4	8	12	0	0	0	0	0	0
2011	10	2	0	2	0	0	0	0	0	0
Career	20	6	8	14	0	0	0	0	0	0



AARON EDWARDS 3

Senior • 6-1 • 210
Yorktown, Va. • York HS

QUARTERBACK

2011 (Junior) - Played in four games for the Captains against Greensboro, Ferrum, Maryville and Kean...Completed 54-of-83 passes for 754 yards and a team high seven touchdowns...Led CNU quarterbacks with a 65.1 completion percentage and a 154.7 pass efficiency rating...Had his best game against Marville converting 17-of-24 passes for 314 yards and three touchdowns which included a 74-yard touchdown pass...Averaged a team high 188.5 yards of offense per game...Added a one-yard rushing touchdown against Kean on Nov. 19.

2010 (Sophomore) - Played in three games at the QB position, vs. Greensboro, Maryville and Methodist...Rushed the ball four times for a total of 10 yards, including a season-high five yards against Methodist...Converted 5-of-8 pass attempts for 52 total yards, including a season-high 35 yards against Greensboro.

2009 (Freshman) - Did not play.

AT YORK - An Honorable Mention All-Bay Rivers District selection as a junior...Threw for 2200 yards and rushed for 450 more...Played for coach Doug Periera...Also Honorable Mention All-District in basketball and basketball team captain for three years...An Honor Roll student all four years...Member of FCA, Christian Athletes and chorus.

PERSONAL - Aaron F. Edwards was born Oct. 15, 1990 in Newport News, Va...Son of Zach and Kathy Edwards...Has a brother, Ben (19)...Majoring in Business Management.

Edwards at CNU								
Passing	Effic.	Cmp-Att-Int.	Pct.	Yds	TD	Lng	Avg/G	
2009			---Did not play---					
2010	117.1	5-8-0	.625	52	0	16	17.3	
2011	154.7	54-83-6	.651	754	7	74	188.5	
Career	135.9	59-91-6	.648	806	7	74	115.1	



Aaron Edwards



ERIC EVANS 60

Senior • 6-1 • 255
Norfolk, Va. • Maury HS

OFFENSIVE LINEMAN

2011 (Junior) - Played in all 11 games at offensive line during his third season...Recorded one assisted tackle at Averett...

2010 (Sophomore) - Played in five games for the Captains in his second season...Made six total stops, including one solo and five assisted tackles...Season-high three tackles came at Salisbury...Also forced a fumble against Methodist.

2009 (Freshman) - Recorded one tackle, a solo effort against Wesley...Also saw action against conference foe, Averett.

AT MAURY - Second team all-Eastern District playing for coach John Quinerly...Had 20 tackles and two sacks...Also district champion in wrestling and the discus...An Honors graduate.

PERSONAL - Eric Cortez Evans was born March 14, 1991 in Portsmouth, Va...Son of Eric and Sylvette Evans...Has three brothers, Ardrago (24), Maxium (14) and Sebastian (9), and two sisters, Kimala (16) and Mila (4)...Majoring in Computer Engineering.

Edwards at CNU										
Defensive	GP	UT	AT	Tot	TFL	Sacks	Int.	BU	FF	FR
2009	2	1	0	1	0	0	0	0	0	0
2010	5	1	5	6	0	0	0	0	1	0
2011	11	0	1	1	0	0	0	0	0	0
Career	18	2	6	8	0	0	0	0	1	0



TERRELL FOWLER 7

Senior • 6-0 • 200
Richmond, Va. • Armstrong HS

RUNNING BACK

2011 (Junior) - Played in all 11 games during his third season with the Captains...Made 12 tackles overall, consisting of five solo tackles and seven assisted tackles...


2010 (Sophomore) - Played in all 11 games as a sophomore, recording 11 total tackles...Made two solo stops and nine assisted tackles...Recorded one tackle for a loss, a one-yard sack against Averett...Broke up a pair of passes, one against Wesley and another against Methodist.

2009 (Freshman) - Defensive reserve in his first season at CNU, recording five total tackles...Posted one solo and two assisted tackles against Wesley...Added an assisted tackle against Salisbury and one against Shenandoah.

AT ARMSTRONG - Earned Second Team All-Capital District honors playing for coach Mark Robinson...An Honor Roll student with perfect attendance...Volunteered with Play it Smart.

PERSONAL - Terrell Shamar Fowler was born Jan. 25, 1991 in Richmond, Va...Son of Joseph Fowler...Has two brothers, Marcus (23) and Jason (25), and one sister, Laura (27)...Majoring in Biology.

Fowler at CNU										
Defensive	GP	UT	AT	Tot	TFL	Sacks	Int.	BU	FF	FR
2009	7	1	4	5	0.0-0	0	0	0	0	0
2010	11	2	9	11	1.0-1	1	0	2	0	0
2011	11	5	7	12	0.0-0	0	0	0	0	0
Career	29	8	20	28	1.0-1	1	0	2	0	0



TYSHAWN HARRIS **27**
 Senior • 5-7 • 150
 Virginia Beach, Va. • Salem HS
DEFENSIVE BACK

2011 (Junior) - Played in all games for the Captains for the second straight season... Recorded two solo tackles versus NC Wesleyan and Maryville and at Greensboro and Methodist... Totaled 12 solo tackles and two assisted tackles overall for the year... Had 92 all purpose yards off kick and punt returns...

2010 (Sophomore) - Played in all 11 games in the secondary for CNU... Earned Honorable Mention All-USA South honors... Made 25 tackles with 16 solo stops and 9 assisted... Picked off one pass against Greensboro and broke up four others during the season... Blocked a kick against N.C. Wesleyan... Also returned one punt for 26 yards and one kick return for 16 yards.

2009 (Freshman) - Played in one game in his first season, recording six tackles... Three solo and three assisted tackles against Methodist.

AT SALEM - Second Team All-Eastern District as a senior... Named Student Athlete of the Year and team captain... Played for coaches Robert Jackson and George Porter... Team MVP as a senior and Offensive Player of the Year in his junior season... Named Student of the Month once... A member of Chrome Club and African-American Leaders of Tomorrow... Worked at the Norfolk St. Health Fair.

PERSONAL - Tyshawn Dema Harris was born Jan. 16, 1991 in Virginia Beach, Va... Son of Lenoir Rainey and Lakesha Harris... Has a brother, Tracey Martin (13)... Majoring in information systems.

Harris at CNU

Defensive	GP	UT	AT	Tot	TFL	Sacks	Int.	BU	FF	FR
2009	1	3	3	6	0	0	0	0	0	0
2010	11	16	9	25	0	0	1	4	0	0
2011	11	12	2	14	0	0	0	0	0	0
Career	23	31	14	45	0	0	1	4	0	0



DORION JACKSON **23**
 Senior • 6-1 • 190
 New Orleans, La. • Maury (Va.) HS
DEFENSIVE BACK

2011 (Junior) - Played in and started all 11 games for the Captains during his third season... Had four solo tackles and four assisted tackles versus Salisbury... Recorded four solo tackles, two assisted tackles and one tackle for a loss at Methodist... Made two solo tackles, three assisted tackles, and an interception at Averett... Totaled 26 solo tackles and 21 assisted tackles during the season, with also three tackles for a loss and three pass break-ups...

2010 (Sophomore) - Played in nine games making 10 tackles, including seven in one game at Salisbury... Also forced a fumble against Salisbury... One tackle in games against Wesley, Ferrum and Maryville.

2009 (Freshman) - Played in one game in his first year for the Captains... Saw action vs. Averett.

AT MAURY - Played two seasons for coach John Quirely and competed in track as a distance runner... A member of the German Club and FBLA.

PERSONAL - Dorion Dominique Jackson was born Dec. 26, 1990 in New Orleans, La... Son of Ned and Paula Jackson... Has a brother, Tdarrell Slaughter... Majoring in Computer Engineering.

Jackson at CNU

Defensive	GP	UT	AT	Tot	TFL	Sacks	Int.	BU	FF	FR
2009	1	1	0	1	0	0	0	0	0	0
2010	9	3	7	10	0	0	0	0	1	0
2011	11	26	21	47	3.0-7	0.5-4	1	3	0	1
Career	21	30	28	58	3.0-7	0.5-4	1	3	1	0



BRIAN KOONCE **65**
 Senior • 6-2 • 305
 Charlottesville, Va. • Monticello HS
OFFENSIVE LINEMAN

2011 (Junior) - Played in one game versus Salisbury...

2010 (Sophomore) - Saw action in two games on the offensive line, playing vs. Methodist and at Salisbury.

2009 (Freshman) - Did not play.

AT MONTICELLO - Played three years for coach Brad Bicknell with the team winning a state title plus two regional and two district championships... Also competed in track and field for three years... A member of the National Honor Society and a National Merit Scholar.

PERSONAL - Brian Edward Koonce was born Aug. 17, 1991 in Charlottesville, Va... Son of Ed and Brenda Koonce... Has a brother, Jeffrey (23)... Has not yet decided on a major.



DANIEL LEWIS **51**
 Senior • 6-1 • 220
 Virginia Beach, Va. • First Colonial HS
LINEBACKER

2011 (Junior) - The transfer impacted CNU immediately on the defensive end of the football... USA South honorable mention for linebackers... Had a solid second game of the season recording six solo tackles and three assisted tackles... Backed up that performance the following week against Salisbury producing three solo tackles and four assisted tackles, including 1.5 tackles for loss and one sack... Made two tackles for loss and one sack at Averett... Had two interceptions on the season against Ferrum and Kean... Totaled 33 solo tackles and 22 assisted tackles overall...

BEFORE CNU - Member of the 2008 National Championship and 2009 CAA Championship Richmond Spiders football team... Played linebacker all four years at First Colonial, while also playing running back and quarterback for two years each.

PERSONAL - Daniel S. Lewis was born March 8, 1990 in Jacksonville, Fla... Son of Andrew and Mary Lewis... Has one brother, Drew (24), and two sisters, Maggie (23) and Paula (18)... Member of the National Honor Society in high school.

Lewis at CNU

Defensive	GP	UT	AT	Tot	TFL	Sacks	Int.	BU	FF	FR
2011	11	33	22	55	3.5-14	2.0-12	2	2	0	0
Career	11	33	22	55	3.5-14	2.0-12	2	2	0	0



Daniel Lewis



RYAN McTHENY **72**
 Senior • 6-2 • 225
 Lanexa, Va. • New Kent HS
OFFENSIVE LINEMAN

2011 (Junior) - Saw action in five games for CNU...

2010 (Sophomore) - Played in nine games for the Captains on the defensive line... Made two tackles...Assisted stop against Wesley in the season opener...Also posted a solo sack for a loss of four yards against Methodist... Earned USA South Academic All-Conference honors.

2009 (Freshman) - Did not play in his first season for CNU...Named to USA South Academic All-Conference Team.

AT NEW KENT - Played four years for coaches Dan Rounds and Fred Birchett and won the Trojan Award for dedication and commitment...Also honored by the Virginia Sports Hall of Fame with its Student-Athlete Achievement Award...A four-year Honor Roll student...A member of Beta, FCA and the Varsity Club and did many hours of church and citizenship studies volunteer work.

PERSONAL - Ryan L. McTheny was born Oct. 18, 1990 in Newport News, Va...Son of Mark and Susan McTheny...Has a brother, Brett (27)...Majoring in Biology.

McTheny at CNU										
Defensive	GP	UT	AT	Tot	TFL	Sacks	Int.	BU	FF	FR
2009										
---Did not play---										
2010	9	1	1	2	1.0-4	1	0	0	0	0
2011	5	0	0	0	0.0-0	0	0	0	0	0
Career	9	1	1	2	1.0-4	1	0	0	0	0



MARVIN MILLS **9**
 Senior • 6-1 • 165
 Charlottesville, Va. • Monticello HS
DEFENSIVE BACK

2011 (Junior) - Played and started in all 11 games during his third season with the Captains...Made a team-high six tackles versus Shenandoah along with a team-high three pass break-ups...Recorded one interception versus Ferrum...Accumulated 28 tackles overall on the season including 19 solo tackles...

2010 (Sophomore) - Started all 11 games for the Captains in the defensive backfield... Ranked fifth on the team in total tackles with 39, making 21 solo stops and 18 assisted tackles...Had three tackles for a loss of nine yards and picked off two passes...Also recovered a team-high three fumbles...Blocked a kick at Frostburg State while also making a season-high seven tackles, including five solo...

2009 (Freshman) - Played in two games in his first season at CNU...Recorded two tackles against Methodist including one solo and one assisted.

AT MONTICELLO - Earned Second Team All-State honors while playing for coach Brad Bicknell with his team winning a state championship...Also an All-State track athlete and played basketball...A member of the National Honor Society, English Honor Society and Marketing Honor Society...Worked with Big Brothers, Big Sisters and the SPCA.

PERSONAL - Marvin Jerome Mills was born Sept. 5, 1991 in Charlottesville, Va...Son of Marvin and Judy Mills...Has three sisters, Martesha (28), Natasha (25) and Tiffany (22)...Majoring in Business.

Mills at CNU										
Defensive	GP	UT	AT	Tot	TFL	Sacks	Int.	BU	FF	FR
2009	2	1	1	2	0.0-0	0	0	0	0	0
2010	11	21	18	39	3.0-9	0	2	3	0	3
2011	11	19	9	28	1.0-2	0	0	9	0	1
Career	24	41	28	69	4.0-11	0	2	12	0	4



Marvin Mills



MICHAEL RUCKMAN **36**
 Senior • 6-3 • 215
 Newport News, Va. • Woodside HS
DEFENSIVE BACK

2011 (Junior) - Played in all 11 games for the Captains for the second straight year... Made a season-high eight tackles at Stevenson including seven solo tackles...Recorded five solo tackles versus NC Wesleyan...Had one interception on the season at Averett that was returned back for 14 yards...Posted 40 tackles overall for the season...

2010 (Sophomore) - Played in all 11 games, making nine starts...Ranked fourth on the team in total tackles with 48...Made 25 solo stops and 23 assisted...Had four tackles for a loss of 27 yards, including three sacks for 24 yards...Tied for the team-lead and second in the USA South in interceptions, with four...Broke up 7 passes and forced a pair of fumbles...Named USA South Defensive Player of the Week after season-best game came at N.C. Wesleyan, making nine tackles, six solo, with a forced fumble and interception...Also had two sacks and an interception in the NCAA Tournament game against No. 4 Mary Hardin-Baylor.

2009 (Freshman) - Played in one game in his first year at CNU, vs. Wilkes with no statistics.

AT WOODSIDE - Earned Second Team All-Peninsula District honors as a senior playing for coach Danny Dodson...Caught 33 passes for 520 yards and defensively had 60 tackles and four interceptions...Also an All-District baseball player...SCA Representative and worked with Autistic children.

PERSONAL - Michael Antonio Ruckman was born Feb. 25, 1991 in Panama City, Panama...Son of Mike Ruckman and Aurora Rodriguez has four brothers, Nathan (19), who also plays for the CNU football team, Andy (18), Gary (13) and Ethan (12), and one sister, Celeste (7)...Majoring in Biology.

Ruckman at CNU										
Defensive	GP	UT	AT	Tot	TFL	Sacks	Int.	BU	FF	FR
2009	1	0	0	0	0.0-0	0	0	0	0	0
2010	11	25	23	48	4.0-27	3	4	7	2	0
2011	11	26	14	40	5.5-25	0	0	7	0	0
Career	23	51	37	88	9.5-52	3	4	14	2	0



ZACK STEVENS **45**
 Senior • 6-0 • 250
 Raleigh, N.C. • Millbrook HS
RUNNING BACK

2011 (Junior) - Played in all 11 games in his third season with the program...Had two catches for 25 yards versus Waynesburg...Had three receptions for 29 yards (long of 17 yds) versus Salisbury...

2010 (Sophomore) - Earned Honorable Mention All-USA South honors at fullback... Played in eight games blocking for the Captains third 1,000 yard rusher in program history, making one start.

2009 (Freshman) - Did not play.

AT MILLBROOK - An All-Cap 7 Conference choice for coach Clarence Inscore...He was captain of the team as well as the lacrosse team...The football team advanced as far as the state quarter-finals...A four-year member of the Honor Roll and a member of the Environmental Science Club and staff writer for the Bridges newsletter.

PERSONAL - John Zachary Stevens was born Aug. 20, 1991 in Rochester, N.Y...Son of John and Valorie Stevens...Has two brothers, Matthew (18) and Joseph (15)...Majoring in Business.



MARC-ANTOINE TREMBLAY **41**
 Senior • 6-0 • 230
 LaTuque, Quebec, Canada • Warhill (Va.) HS
RUNNING BACK


2011 (Junior) - Appeared in one game versus Maryville with no carries...

2010 (Sophomore) - Saw action in four games with no carries... Named to the USA South Academic All-Conference Team.

2009 (Freshman) - Did not play... Named to USA South Academic All-Conference Team.

AT WARHILL - A three-time Quebec all-star and team captain before transferring to Warhill for his senior year...Honorable Mention All-Bay Rivers District for coach Billy Jarvis...Named Warhill's Athlete of the Year...As a senior he made 125 tackles in ten games, including 35 for losses and four sacks...Blocked a field goal and had six forced fumbles... Coached youth football.

PERSONAL - Marc-Antoine Tremblay was born Dec. 11, 1990 in LaTuque, Quebec, Canada...Son of Richard Tremblay and Sylvie Leblanc...Has two brothers Alex (18) and Maxime (22)...Majoring in Biology.



CHRISTIAN WOELFEL-MONSIVAIS **4**
 Senior • 6-0 • 195
 Fredericksburg, Va. • Stafford HS
QUARTERBACK

2011 (Junior) - Saw action in four games during his third season for the Captains... Completed 33-of-67 passes, which recorded a completion percentage of 49.3%, for 425 yards and one touchdown...Completed 13-of-26 passes for 203 yards at Stevenson... Accounted for a 70-yard touchdown pass during that game as well as two rushing touchdowns...Had six punts in a game versus Waynesburg, averaging 35.0 yards per punt (Long of 50)...

2010 (Sophomore) - Played in nine games for the Captains, starting three at the QB position...Led the team and ranked second in the USA South in QB Efficiency at 148.8... Passed for 829 yards on 57-of-101 attempts, a 56.4% completion percentage...Tossed nine touchdown passes...Completed 14-of-20 attempts for a career-high 206 yards and four TD's at Maryville...Fifth on the squad in rushing, gaining 75 yards on 34 attempts... Also back-up punter for the Captains, taking nine kicks for an average of 32.8 yards per punt...Long punt of 45 yards against Ferrum...Ranked in league's top ten in passing average and total offense.

2009 (Freshman) - Led the team in QB Efficiency at 113.8...Passed for 449 yards to lead CNU on 21-of-48 attempts...Threw three touchdowns and rushed for two more... Season-high 164 yards on 5-of-8 passing vs. Maryville...Threw a touchdown pass vs. Wilkes, Shenandoah and Maryville...Season-long 64-yard pass vs. Wilkes part of a 7-for-10, 139-yard day...Had four rushes for 40 yards against Ferrum...Ranked in league's top ten in passing average per game and pass efficiency.

AT STAFFORD - First Team All-Area and All-Commonwealth District as a senior playing for coach Chad Lewis...Also All-Area and All-District as a punter in his junior year... Threw for 2,188 yards and 15 touchdowns as a senior while rushing for 707 yards and 13 more TDs...Averaged 36.4 yards per punt...A member of the National Honor Society and Commonwealth academic team.

PERSONAL - Christian Lee Woelfel-Monsivais was born Jan. 9, 1991 in Tacoma, Wash...Son of Dan and Anne Monsivais...Has a brother Daniel (23), and a sister Christine (18)...Majoring in Accounting.

Woelfel-Monsivais at CNU

Passing	Effic.	Cmp-Att-Int.	Pct.	Yds	TD	Lng	Avg/G
2009	113.8	21-48-7	.438	449	3	64	56.1
2010	148.8	57-101-3	.564	829	9	54	92.1
2011	104.5	33-67-1	.49.3	425	1	70	106.2
Career	374.3	111-216-11	.514	1703	13	188	81.1

Rushing	G	Att	Net	Avg.	TD	Long	Avg/G
2009	8	29	6	0.2	2	13	0.8
2010	9	34	75	2.2	0	29	8.3
2011	4	19	23	1.2	2	9	5.8
Career	21	63	81	1.27	2	29	3.9

Punting	No.	Yards	Avg	Long	TB	FC	I20	50+	Blkd
2009	0	0	0.0	0	0	0	0	0	0
2010	9	295	32.8	49	1	3	1	0	0
2011	4	210	35.0	50	1	0	0	1	0
Career	13	505	33.7	50	2	3	1	1	0



JOEY WOLFF **30**
 Senior • 6-2 • 210
 Yorktown, Va. • Grafton HS
LINEBACKER

2011 (Junior) - Saw action in two games for the Captains...Recorded a solo tackle versus Waynesburg and made one assisted tackle versus Maryville...

2010 (Sophomore) - Played in nine games for the Captains in the secondary...Made seven total tackles...Made two solo stops and one assisted against Salisbury for a season-high three tackles...Also had two assisted tackles against Methodist.

2009 (Freshman) - Did not play.

AT GRAFTON - First Team All-State, All-Region and All-Bay Rivers District as a senior for coach Kevin Montini...Second Team All-District in his junior year...Set a school record with 22 tackles in one game and 172 in a season.

PERSONAL - Joseph Herbert Wolff was born July 2, 1990...Son of Joseph and Robin Wolff...Has a brother Michael (17)...Majoring in Sociology.

Wolff at CNU

Defensive	GP	UT	AT	Tot	TFL	Sacks	Int.	BU	FF	FR
2009										
---Did Not Play---										
2010	9	2	5	7	0-0	0	0	0	0	0-0
2011	2	1	1	2	0	0	0	0	0	0-0
Career	11	3	6	9	0	0	0	0	0	0-0

MEET THE CAPTAINS - JUNIORS





DERRICK ADAMS
54
Junior • 6-1 • 215
Hampton, Va. • Hampton HS
LINEBACKER

2011 (Sophomore) - Did not see game action

2010 (Freshman) - Did not see game action

AT HAMPTON - Played three years for Virginia's all-time winningest coach Mike Smith... Named Varsity Team Captain in 2009-10... Earned the Student-Athlete Award for posting the highest GPA on the football team... Also was a thrower for the track and field team... District champion in shot-put.

PERSONAL - Derrick O'Neal Adams was born February 12, 1992... Son of Tony Adams, Sr. and Veronica Batson has not yet decided on a major... Has one brother, Tony (22), and one sister, Essence (7)... Goes by the nickname "Roc"... Member of the National Honor Society and Spanish Honor Society in high school... Won the Outstanding Senior Award... Part of a mentoring program with his old elementary school... Lists his brother as the biggest influence on his life as an athlete.



CARUS BOONE
76
Junior • 6-3 • 350
Freeman, Va. • Brunswick HS
OFFENSIVE LINEMAN

2011 (Sophomore) - USA South Honorable Mention for offensive linemen... Played in eight games during his second year with the Captains...

2010 (Freshman) - Saw action in all 11 games as a reserve on the offensive line.

AT BRUNSWICK - Played on both the offensive and defensive line for four years under head coach Harold Williams... Unanimous selection for the First Team All-Southside District in 2008 and 2009... Named team captain... Also was a thrower for the track and field team.

PERSONAL - Carus Trevor Boone, II was born November 9, 1991... Son of Carus and Lena Boone... Has one sister, Ishan (29)... Goes by his last name "Boone"... Would like to be a meteorologist or a storm chaser... Lists his mother as the biggest influence in his life as an athlete... Has not yet decided on a major.



DAZ CAPEL
40
Junior • 5-10 • 205
Norfolk, Va. • Maury HS
LINEBACKER

2011 (Sophomore) - Played in four games during his second season with the Captains... Had three assisted tackles on the season, one in each game against Stevenson, Salisbury and NC Wesleyan...

2010 (Freshman) - Saw action in nine games... Made seven solo tackles with two in both the Shenandoah and Methodist games... Added three assisted stops... Forced a fumble vs. Greensboro.

AT MAURY - Lettered in football all four years and was a top defensive player... Played linebacker and fullback for the Commodores and made 98 tackles as a senior... Member of the National Honor Society.

PERSONAL - Dazmine K. Capel was born April 8, 1991, in Norfolk, Va... Son of Terry Wilson and Kerise Capel... Has three brothers, Teon Capel (24), Wynston Capel (22) and Curtis Thomas (17), as well as three sisters, Tereasa Wilson (23), Jazmine Capel (20) and Shaniqua Wilson (17).

Capel at CNU

Defensive	GP	UT	AT	Tot	TFL	Sacks	Int.	BU	FF	FR
2010	9	7	3	10	0	0	0	0	1	0
2011	4	0	3	3	0	0	0	0	0	0
Career	13	7	6	13	0	0	0	0	1	0




GREG COOTS
86
Junior • 6-3 • 220
Roanoke, Va. • Hidden Valley HS
TIGHT END

2011 (Freshman) - Saw action in one game versus Maryville...

BEFORE CNU - Attended one year at Roanoke College where he played basketball... Played three years of football at Hidden Valley HS for coach J.R. Edwards... An offensive second team and honorable mention defensive All-District selection his junior and senior years... Member of the Beta Club and National Honor Society... Honor Roll student.

PERSONAL - Gregory Taylor Coots was born on October 7, 1990 in Salem, Va... Son of Fred and Debbie Coots... Has a brother, Fred (40), and a sister, Jennifer (35)... Majoring in Biology.



MATT DOTY
59
Junior • 6-0 • 250
Mechanicsville, Va. • Lee-Davis HS
OFFENSIVE LINEMAN

2011 (Sophomore) - Played in one game versus Waynesburg...

2010 (Freshman) - Saw action in the Methodist game and made a solo tackle.

AT LEE-DAVIS - Played football for three years at defensive end and guard... First Team All-District selection on defense and Second Team All-District on offense... Honorable Mention All-Region and All-Metro selections... Team captain as a senior.

PERSONAL - Matthew Robert Doty was born August 27, 1992, in Mechanicsville, Va... Son of Robert and Karen Doty... Has a sister, Michelle (21)... Has volunteered at several church camps.



STEELE DRISKILL
24
Junior • 6-0 • 210
Matoaca, Va. • Matoaca HS
RUNNING BACK

2011 (Sophomore) - Saw action in nine games during his second season with the Captains... Had three carries for 14 yards against Maryville... Had one solo tackle versus Salisbury and assisted tackles versus Stevenson and Kean...

2010 (Freshman) - Played in the game vs. Methodist and rushed for eight yards... Also saw time in the Greensboro and Maryville games.

AT MATOACA - Played both sides of the ball for head coach Pat Manuel... Central District Honorable Mention senior year... All Tri-Cities senior year... Threw for 980 yards passing and 12 TD's his senior year, adding 645 yards rushing and 6 rushing TD's... Played defensive back, wide receiver and quarterback, while also returning kicks and holding for PAT's... Returned four kicks inside the 30-yard line his senior year.

PERSONAL - Nicholas Steele Driskill was born February 21, 1992... Son of Troy and Tonya Driskill... Has one brother, Reid (15), and one sister, Cade (12)... Honor Roll student all four years... Would like to work in Kinesiology or Personal Fitness... Hobbies include weightlifting, ping pong and golf... Lists both his parents as the biggest influence in his life as an athlete... Has not yet decided on a major.

Driskill at CNU

Rushing	G	Att	Net	Avg.	TD	Long	Avg/G
2010	3	1	8	8.0	0	8	2.7
2011	9	3	14	4.7	0	10	1.6
Career	12	4	22	5.5	0	10	1.8



LYNDON GARNER

Junior • 5-11 • 175
Tappahannock, Va. • Essex HS

QUARTERBACK

2011 (Sophomore) - Played in eight of the eleven games during his second season with the Captains...Led all CNU quarterbacks with 804 yards passing for the season...Led CNU to multiple conference wins including completing 9-of-15 passes for 196 yards and a touchdown at Methodist...Also threw his longest pass of the year (85 yds) at Methodist... Completed 14-of-19 passes for 175 yards and two touchdowns against NC Wesleyan... Totalled six touchdown passes to just three interceptions for the year...Rushed for 22 total yards and one touchdown during the season...Totalled a 150.9 pass efficiency rating and averaged 100.5 yards of offense per game...

2010 (Freshman) - Saw action in three games after an injury sidelined him for part of the season...Started and led the Captains to wins at N.C. Wesleyan and vs. Greensboro, completing 8-of-12 passes in both games...Rushed for 17 yards at the quarterback position...Threw 16 completions for 105 yds with just 24 attempts...Threw his longest pass (20 yds) vs. Greensboro...Totalled a 117.17 pass efficiency rating and averaged 40.7 yds of offense per game.

AT ESSEX - Played all four years at Quarterback for head coach Todd Jones...Won a state championship, three regional titles and four district titles...Named State, Region and District Offensive Player of the Year his senior season, after throwing for nearly 3,000 yards and 41 touchdowns...First Team All-Northern Neck at QB in 2009...First Team All-Region...First Team All-State...Also played point guard for three years on the basketball court, winning two district and one regional titles...Played two years of baseball, finishing second in the state tournament with a district and regional title.

PERSONAL - Lyndon Cordell Garner was born November 5, 1991...Son of Lyndon and Audrey Garner...Has one brother, Marcus (17)...Goes by the nickname "Lyn"...Member of the National Honor Society and FCA...Red Cross Volunteer and participated in Relay For Life...Has not yet decided on a major.

Garner at CNU

Passing	Effic.	Cmp-Att-Int.	Pct.	Yds	TD	Lng	Avg/G
2010	117.2	16-24-0	.667	105	1	20	35.0
2011	150.9	53-89-3	.596	804	6	85	100.5
Career	134.1	69-113-3	.611	909	7	105	82.6

Rushing	G	Att	Net	Avg.	TD	Long	Avg/G
2010	3	9	17	1.9	0	11	5.7
2011	8	22	22	1.0	1	13	2.8
Career	11	31	39	1.26	1	13	3.5



Lyndon Garner



DEVIN GARNES

Junior • 6-0 • 285
Chesapeake, Va. • Indian River HS

OFFENSIVE LINEMAN

2011 (Sophomore) - Saw action in one game against Maryville...

2010 (Freshman) - Did not see any action.

AT INDIAN RIVER - Played three years on both sides of the line for head coach Cadillac Harris...First Team All-Southeastern District Guard in 2009...Second Team All-District in 2008...Named Team Captain in 2009...Did not allow any sacks in senior season.

PERSONAL - Devin Tremayne Garnes was born October 25, 1992...Son of Tiffany Garnes...Honor Roll student all four years of high school...Member of the National Honor Society, Homecoming Club and SCA...Works as a volunteer cutting grass for the elderly...Lists his high school defensive line coach, Aaron Deberry, as the biggest influence in his life as an athlete...Majoring in Accounting.



DYLAN GARTHRIGHT

Junior • 6-1 • 180
Mechanicsville, Va. • Atlee HS

DEFENSIVE BACK

2011 (Sophomore) - Played in one game against NC Wesleyan...

2010 (Freshman) - Did not see any action.

AT ATLEE - Played three years as quarterback and free safety for head coach Roscoe Johnson...Honorable Mention QB in 2008 and 2009...Second Team All-District Defensive Back and Utility Player...Combined for 2000 yards passing and rushing with 10 TD in 2008...As a senior, posted receiving, rushing, passing and interception returns for touchdowns.

PERSONAL - Dylan Magee Garthright was born March 23, 1992...Son of Billy and Cheryl Garthright...Has one brother, Hank (21)...All-Academic student as a sophomore, junior and senior...National Beta Club and Fellowship of Christian Athletes member...Lists his father as the most influential person in his life as an athlete...Has not yet decided on a major.



NICK HENDERSON

Junior • 5-9 • 170
Pacifica, Calif. • Tabb (Va.) HS

KICKER / PUNTER

2011 (SOPHOMORE) - Saw action in six games in his first year with the Captains...Made an extra point versus Maryville...Totalled 23 kick-offs...

BEFORE CNU - Played one year at Wesley College where they earned the NCAA South Region Championship...Had two kickoffs with an average of 58.5 yds...Played three years of football for coach Matt Lawson at Tabb HS...District Co-Champs his junior year...Led the district kickers in scoring his junior and senior years...An All-District honorable mention his junior year and a Daily Press All-Star second team his senior year...Also played soccer all four years...An honor roll student and National Honor Society member.

PERSONAL - Nickolaus William Henderson was born on September 29, 1992 in Fairbanks, Ark...Son of Joseph and Deborah Henderson...Has two brothers, Patrick (20) and Stanley (11), and two sisters, Kristin (20) and Shannon (9)...Has not decided on a major.




DYLAN KRUPP **38**
 Junior • 6-0 • 240
 Colonial Heights, Va. • Colonial Heights HS
DEFENSIVE LINEMAN

2010 (Freshman) - Played in four games for the Captains as a freshman...Made one assisted tackle... Named to the USA South Academic All-Conference Team.

2009 - Missed his first season due to injury.

AT COLONIAL HEIGHTS - Played four years for coach Bert Krupp, his father...A member of the National Honor Society, Beta Club and DECA and was a youth wrestling coach.

PERSONAL - Dylan James Krupp was born April 24, 1991 in Colonial Heights, Va...Son of Bert and Allison Krupp... Has two brothers, Kyle (22), who also plays football at CNU, and Mark (16)...Majoring in Biology.



JAROD LINDNER **58**
 Junior • 6-2 • 250
 Chesapeake, Va. • Western Branch HS
OFFENSIVE LINEMAN

2011 (Sophomore) - Second Team All-USA South for offensive linemen...Served as a major component to CNU's offensive line...Played and started in all 11 games for the Captains...

2010 (Freshman) - Saw action in the four games... Named to the USA South Academic All-Conference Team

AT WESTERN BRANCH - Played four years of football including two on the varsity offensive line for head coach Scott Johnson...Named Offensive Lineman of the Year for Western Branch and was team captain...Selected to the VHSA All-Star Game in 2010.

PERSONAL - Jarod Coe Lindner was born June 3, 1992...Son of Carl Lindner and Janie Moody...Has one brother, Joe (20), and one sister, Jasmine (12)...Honor Roll student in high school...Volunteers at a Bingo Hall...Hobbies include lifting weights and hanging out with friends...Lists parents as the biggest influence in his life as an athlete...Has not yet decided on a major.



JUSTIN MANUEL **93**
 Junior • 6-1 • 290
 Ashland, Va. • Patrick Henry HS
DEFENSIVE LINEMAN

2011 (Sophomore) - Saw action in five games during his second season with CNU...Produced three assisted tackles versus Salisbury...

2010 (Freshman) - Played in seven games...Had a solo tackle vs. N.C. Wesleyan...Made four assisted tackles vs. Maryville and totaled 9 for the year.

AT PATRICK HENRY - Four-year member of the football squad...Played defensive tackle for the Patriots for coach Ray Long...First Team All-District and team captain as a senior.

PERSONAL - Justin Randolph Manuel was born March 19, 1992, in Richmond, Va...Son of Terri Manuel...Has a sister, Jessica (10), and a brother, Ethan (14)...Has helped coach Little League baseball and also enjoys basketball and track...Has not yet decided on a major.

Manuel at CNU

Defensive	GP	UT	AT	Tot	TFL	Sacks	Int.	BU	FF	FR
2010	7	1	9	10	0	0	0	0	0	0
2011	5	0	3	3	0.5-0	0	0	0	0	0
Career	12	1	12	13	0.5-0	0	0	0	0	0



EVAN MOOG **22**
 Junior • 5-8 • 185
 Williamsburg, Va. • Jamestown HS
LINEBACKER

2011 (Sophomore) - Played in all 11 games...Rushed for 519 yards on 116 attempts, giving him an average of 4.5 yards per carry...Had his most productive game against Ferrum rushing for 140 yards and two touchdowns on 27 carries...Longest rush (46 yards) came against Ferrum as well...Scored three rushing touchdowns against NC Wesleyan...2nd on CNU with a total of eight rushing touchdowns...Accumulated 47.2 yards of offense per game...Recorded one solo tackle, a forced fumble and a fumble recovery against Salisbury...

2010 (Freshman) - Saw action in nine games...Rushed 16 times for 49 yards...Longest rush (19 yds) came against Greensboro...Caught a 10-yd pass against Averett...Made two kick returns for 15 yds each against Shenandoah and Methodist...Averaged 5.4 yds of total offense per game...Made three solo tackles and seven assisted tackles...Season-high four assisted tackles vs. Methodist... Named to the USA South Academic All-Conference Team.

AT JAMESTOWN - First Team All-District linebacker and Second Team All-District running back...Rushed for 1390 yards and made 110 tackles during his senior season...Played football all four years for the Eagles, coached by Ryan Turnage...Member of the National Honor Society and Math Honor Society.

PERSONAL - Evan Dysart Moog was born July 8, 1991 in St. Louis, Mo...Son of Wendy Moog...Has a brother, Colin (16), and a sister, Aubrey (22)...Has made mission trips with his church...Majoring in Mathematics.

Moog at CNU

Rushing	G	Att	Net	Avg.	TD	Long	Avg/G
2010	11	16	49	3.1	0	19	4.5
2011	11	116	519	4.5	8	46	47.2
Career	22	132	568	4.3	9	46	25.8

Receiving	GP	No.	Yds	Avg.	TD	Long	Avg/G
2010	11	1	10	10.0	0	10	0.9
2011	11	0	0	0	0	0	0.0
Career	22	1	10	10.0	0	10	0.5

Defensive	GP	UT	AT	Tot	TFL	Sacks	Int.	BU	FF	FR
2010	11	3	7	10	0	0	0	0	0	0
2011	11	1	2	3	0	0	0	0	1	1
Career	22	4	9	13	0	0	0	0	1	1



Evan Moog



JUSTIN NAVARRO

20

Junior • 6-4 • 220
Fredericksburg, Va. • Stafford HS

DEFENSIVE LINEMAN

2011 (Sophomore) - Played in ten games during his second season with the Captains... Recorded five tackles (three solo and two assisted) in the first game of the season versus Waynesburg...Made another five tackles versus Maryville, with 1.5 tackles for loss and 1.5 sacks...Had his most productive game versus NC Wesleyan accounting for four tackles (including two tackles for a loss of 13 total yards), one sack for a loss of nine yards, two forced fumbles and one fumble recovery which he took back 24 yards for a touchdown...

2010 (Freshman) - Played in eight games...Made 11 solo tackles with three vs. both N.C. Wesleyan and Mary Hardin-Baylor...Had 11 assisted tackles with four coming against Maryville...Made two sacks vs. N.C. Wesleyan for 15 yds and also forced a fumble...Blocked a kick vs. Frostburg State.

AT STAFFORD - Played two years of football in the Commonwealth District under head coach Chad Lewis...Also won three district championships on the basketball court.

PERSONAL - Justin Anthony Navarro was born April 22, 1992...Son of Tracy Wilson...Has three brothers, Bronte (26), Jorge (25), Jose (20), and one sister, Jagwen (14)...Goes by the nickname "Varro"...Would like to have a career in oceanography...Majoring in Biology.

Navarro at CNU

Defensive	GP	UT	AT	Tot	TFL	Sacks	Int.	BU	FF	FR
2010	8	11	11	22	6.0-20	3	0	0	1	1
2011	10	13	12	25	5.5-27	2.5	0	1	2	1
Career	18	24	23	47	11.5-47	5.5	0	1	3	2



Justin Navarro



AHARON NEIL

2

Junior • 6-3 • 170
Norfolk, Va. • Lake Taylor HS

DEFENSIVE BACK

2011 (Sophomore) - Saw action in two games versus NC Wesleyan and at Methodist...

2010 (Freshman) - Played in one game his first year, vs. Methodist.

AT LAKE TAYLOR - Played wide receiver for four years under head coach Hank Sawyer...Four-time district champions...All-Eastern District player in 2010.

PERSONAL - Aharon A. Neil was born October 5, 1991...Son of Yvonne Brown and step-son of Robert Brown...Has two brothers, Antoin Brown (20) and Devonte Brown (19)...Named to the Honor Society...Would like to become a lawyer...Majoring in Political Science (Pre-Law).



KENTEL NOEL

14

Junior • 5-8 • 169
Weems, Va. • Lancaster HS

WIDE RECEIVER

2010 (Freshman) - D3Football.com Third Team All-American...First CNU freshman to earn All-American honors...First Team All-South Region...VaSID DII-III Rookie of the Year and Second Team All-State...First Team All-USA South...Led the nation in punt return average, totaling 348 yards and two TD in 14 returns (24.9 avg)...Led CNU to nation's best punt return average as a team (19.4 ypr)...Shattered the USA South record for punt return yardage in a game, doing so vs. Greensboro where he returned the ball five times for a total of 206 yds and a pair of TD...Set school records for return yards in a season and set a new league record for yards per return...Also the team's leading kick returner with 23 for 479 yards (20.8 avg)...Longest kick return was 59 yds vs. Mary Hardin-Baylor.

AT LANCASTER - Played four years of football for head coach Fred Bichette...2009 First Team All-Northern Neck District...First Team All-Region and team captain in 2009... Selected to the VHSL All-Star Game in 2010.

PERSONAL - Kentel Devante Noel was born February 11, 1992...Son of Mary Ann Davis...Has two brothers, Kardis (31) and Kyle (25)...Member of the National Honor Society and Air Force Junior ROTC...Before he leaves CNU he would like to do something that no one ever has...Hobbies include golfing and hanging out with family...Lists his family as the biggest influence in his life as an athlete...Majoring in Business/Accounting.

Noel at CNU

Receiving	GP	No.	Yds	Avg.	TD	Long	Avg/G
2010	11	4	36	9.0	0	13	3.3
2011	9	32	398	12.4	1	70	44.2
Career	20	36	434	12.1	1	70	21.7

Rushing	G	Att	Net	Avg.	TD	Long	Avg/G
2010	11	17	97	5.7	0	33	8.8
2011	9	24	144	6.0	1	15	16.0
Career	20	41	241	5.9	1	33	12.1

P. Returns	GP	No.	Yds	Avg.	TD	Long
2010	11	14	348	24.9	2	67
2011	9	8	111	13.9	9	36
Career	20	22	459	20.9	11	67

K. Returns	GP	No.	Yds	Avg.	TD	Long
2010	11	23	479	20.8	0	59
2011	9	2	10	5.0	0	10
Career	20	25	489	19.6	0	59



Kentel Noel



TYLER PORTELL **6**

Junior • 5-11 • 195
Stafford, Va. • North Stafford HS

DEFENSIVE BACK

2011 - Sophomore - Played in nine games in his second season...Had a team-high 16 tackles versus Salisbury (four solo and 12 assisted)...Recorded four solo tackles and five assisted tackles against Shenandoah...Totaled 5.5 tackles for loss and 51 tackles overall...

2010 (Freshman) - Played in seven games...Made a solo and assisted tackle vs. Methodist...Had an assisted stop vs. Mary Hardin-Baylor.

AT NORTH STAFFORD - Played all four years at linebacker for head coach Joe Mangano...First Team All-District and All-Area in 2009...Defensive MVP in 2008 while earning Second Team All-District honors...Honorable Mention All-District in 2007...Selected to Region Rumble Game in 2010.

PERSONAL - Tyler Joseph Portell was born September 25, 1991...Son of Jim and Anne Portell...Has two brothers, Cody (17), Troy (14), and one sister, Abby (7)...Cousin Courtney Portell played basketball at William & Mary for four years...Graduated with honors and a part of the All-Commonwealth District Academic Team...Volunteers for the Stafford County Sheriff's Youth Football Camp...Lists his father as the most influential person in his life as an athlete...Majoring in political science.

Portell at CNU

Defensive	GP	UT	AT	Tot	TFL	Sacks	Int.	BU	FF	FR
2010	7	1	2	3	0	0	0	0	0	0
2011	9	19	32	54	5.5-8	0	0	0	0	0
Career	16	20	34	57	5.5-8	0	0	0	0	0



MELKIM REAVES **37**

Junior • 6-1 • 210
Hampton, Va. • Kecoughtan HS

RUNNING BACK

2011 (Sophomore) - Saw action in two games during his second year...Had two carries for 14 yds against Maryville and two carries for ten yds at Kean...

2010 (Freshman) - Played in the Methodist game and had one rush.

AT KECOUGHTAN - Played fullback for the Warriors football team and also ran on the track & field squad for three seasons.

PERSONAL - Melkim Jamounte Reaves was born January 6, 1992...Son of Kim and Melinda Reaves...Majoring in Biology/Pre-Med.

Reaves at CNU

Rushing	G	Att	Net	Avg.	TD	Long	Avg/G
2010	1	1	-1	-1.0	0	0	-1.0
2011	2	4	24	6.0	0	8	12.0
Career	3	5	23	4.6	0	8	7.7



JUSTIN RICKS **21**

Junior • 5-10 • 174
Hampton, Va. • Hampton HS

DEFENSIVE BACK

2011 (Sophomore) - Saw action in seven games during his second season...Made three solo tackles at Methodist...Recorded three assisted tackles versus Shenandoah...Had one interception against NC Wesleyan that was returned back 20 yards...


2010 (Freshman) - Played in the game vs. Methodist and contributed a solo and assisted tackle.

AT HAMPTON - Played five years at defensive back and wide receiver for Virginia's all-time winningest coach Mike Smith...Also was a member of the track and field team.

PERSONAL - Justin Alexander Ricks was born April 14, 1992...Son of Charles and Lori Ricks...Has three brothers, Terrance (27), Josh (24) and Ricky (21)...Goes by the nickname "Ricks"...Would like to be a sports broadcaster...Lists his whole family as his support system and biggest influence on his life as an athlete...Majoring in Communication Studies.

Ricks at CNU

Defensive	GP	UT	AT	Tot	TFL	Sacks	Int.	BU	FF	FR
2010	1	1	1	2	0	0	0	0	0	0
2011	7	3	5	8	0	0	1	1	0	0
Career	8	4	6	10	0	0	1	1	0	0



KENDAL RIVERS **90**

Junior • 5-10 • 245
Stafford, Va. • Brooke Point HS

DEFENSIVE LINEMAN

2011 (Sophomore) - Saw action in nine games in back-up roles...Recorded two tackles in the first game of the year versus Waynesburg...His lone tackle against Salisbury was a forced fumble...Blocked a kick against Greensboro...

2010 (Freshman) - Played in six games as a reserve on the defensive line...Made two tackles, both in the NCAA Tournament game at #4 Mary Hardin-Baylor.

AT BROOKE POINT - Defensive tackle for the Blackhawks the last two years...All-District selection last year...Made 50 tackles, 8 sacks, and 3 fumble recoveries as a senior...30 tackles and 5 sacks as a junior...Played on a district championship team in 2008 for coach Jeff Berry...Earned academic excellence awards.

PERSONAL - Kendal T. Rivers was born September 29, 1992...Son of Edward and Mary Ann Rivers...Has one brother, Kenny (24)...Majoring in Political Science.

Rivers at CNU

Defensive	GP	UT	AT	Tot	TFL	Sacks	Int.	BU	FF	FR
2010	6	1	1	2	0.0-0	0	0	0	0	0
2011	9	4	2	6	0.5-0	0	0	0	1	0
Career	15	5	3	8	0.5-0	0	0	0	1	0



RICHARD ROETHEL **88**

Junior • 6-2 • 190
Farmingville, NY • Sachem East HS


WIDE RECEIVER

2011 (Sophomore) - Saw action in five games during his second year with the Captains...Recorded one solo tackle at Greensboro...

2010 (Freshman) - Played in one game his first year, vs. Methodist...Also a three-time All-American for the CNU Track & Field team.

AT SACHEM - Played three years of football as a wide receiver, punter and defensive back for head coach Brian Harvey...Named First Team All-Suffolk County in 2008...Recorded over 500 yards receiving and two interceptions in his senior year.

PERSONAL - Richard P. Roethel was born May 20, 1991...Son of Stephen and Theresia Roethel...Has one brother, Michael (23), and one sister, Sarah (19)...Member of the Honors Society and German Honors Society...Hobbies include fishing, skiing and snowboarding...Named South/Southeast Region Men's Field Athlete of the Year for CNU's Track & Field team in 2009-2010...His biggest influence as an athlete is his brother...Majoring in Computer Science.



CAMERON ROMINE **69**
 Junior • 6-3 • 260
 Bristow, Va. • Brentsville District HS
OFFENSIVE LINEMAN

2011 (Sophomore) - Played in two games in his first year versus Salisbury and Shenandoah...

AT BRENTSVILLE - Played four years at defensive end for coach Dean Reedy...A Special Olympics and March of Dimes volunteer...Also played four years of lacrosse.

PERSONAL - Cameron Michael Romine was born on April 5, 1991 in Akron, Ohio... Son of Bill and Cathy Romine...Has two sisters, Hannah (16) and Paige (11)...Aspires to work with his dad in commercial real estate...Majoring in Communications.




JORDAN SMITH **61**
 Junior • 6-0 • 275
 Norfolk, Va. • Norview HS
OFFENSIVE LINEMAN

2011 (Sophomore) - Saw action in one game, at Averett.

2010 (Freshman) - Played in one game his first year, vs. Methodist.

AT NORVIEW - Played guard and defensive tackle for the Pilots all four years for Coach Robert Toran...First Team All-District selection in 2008 and was a Pilot award winner... Second Team All-District in 2009...Honor graduate...National Honor Society member... Dobson Scholar...Very active in community service work.

PERSONAL - Jordan Lee Smith was born December 16, 1991...Jordan is the son of Clifton and Adrienne Smith...Majoring in Economics.



MARKEESE STOVALL **33**
 Junior • 5-10 • 200
 Richmond, Va. • James River HS
RUNNING BACK

2011 (Sophomore) - First Team All-USA South for running backs...Played in nine games in his second year with the Captains...Gained 970 yards (team-high) rushing on 207 attempts, averaging 4.7 yards per carry...Led CNU in rushing touchdowns with 11 and had the longest rush of the season, a 62-yard rush against Waynesburg...Accounted for 107.8 yards of offense per game, which was first among CNU running backs...

2010 (Freshman) - Played in nine games averaging 9.8 yds of total offense per game... Rushed 24 times for 88 yds...Longest rush was 16 yds vs. Frostburg State...Rushed for a touchdown vs. N.C. Wesleyan...Added an assisted tackle vs. Methodist.

AT JAMES RIVER - Played running back and was a Second Team All-District selection... Team offensive MVP...Also an All-District and All-Metro wrestler.


PERSONAL - Markeese Levelle Stovall was born December 1, 1988...Son of Ellis Williams... Majoring in Communication Studies.

Stovall at CNU

Rushing	G	Att	Net	Avg.	TD	Long	Avg/G
2010	9	24	88	3.7	1	16	9.8
2011	9	207	970	4.7	11	62	107.8
Career	18	231	1058	4.6	12	62	58.8



Markeese Stovall



JUSTIN WILLIAMS **10**
 Junior • 5-9 • 170
 New Kent, Va. • New Kent HS
RUNNING BACK

2011 (Sophomore) - Saw action in two games...Had eight carries for 41 yards against Waynesburg...Returned two kicks for 64 yards...Longest kick return was 41 yards at Stevenson...Accounted for 105 all purpose yards


2010 (Freshman) - Saw action in three games...Returned two kicks for 45 yds...Longest kick return was 27 yds vs. Ferrum...Had one punt return vs. Methodist for six yds.

AT NEW KENT - Played four years of football as a running back for head coach Dan Round...Second Team All-Bay Rivers District in 2008 and 2009...Rushed for 1,000 yards in 2009 as the team captain...Also played basketball, earning First Team All-District honors after setting the school assist record.

PERSONAL - Justin Allen Williams was born January 24, 1992...Son of Gina Williams...Has two brothers, Marcus (26), Barry (20), and one sister, Lashay (17)...Lists his mother and grandmother as his biggest influence...Has not yet decided on a major.

Williams at CNU

Receiving	GP	No.	Yds	Avg.	TD	Long	Avg/G
2010	3	0	0	0	0	0	0
2011	2	8	41	5.1	0	12	20.5
Career	5	8	41	5.1	0	12	8.2



JEREMY YORKE **8**
 Junior • 5-10 • 160
 Mechanicsville, Va. • Hanover HS
DEFENSIVE BACK

2011 (Sophomore) - Did not see game action

2010 (Freshman) - Saw action in the Methodist game.

AT HANOVER - Played both wide receiver and defensive back all four years... Won two regional championships with Hanover...Also ran sprints on the track team.

PERSONAL - Jeremy O'Naye Yorke was born August 19, 1992...Son of Jeff and Shari Yorke...Has one sister, Helen (17)...Father Jeff Yorke played football in college...Earned Citizenship Award in high school and was a member of the National Beta Club, National Honor Society and DECA...Has not yet chosen a major.

MEET THE CAPTAINS - SOPHOMORES




MIKE ARMSTRONG **48**
 Sophomore • 6-4 • 190
 Richmond, Va. • Clover Hill HS
TIGHT END

2011 (Freshman)- Did not see game action

AT CLOVER HILL – Played four years of football, his junior and senior years for coach Sean O'Hare...All-Academic his senior year...A member of the Beta Club, National Honor Society, Mu Alpha Theta...In the Show Choir and A Capella Choir...

PERSONAL – Michael Wayne Armstrong was born January 20, 1993 in Quantico, Va... Son of Mike and Vickey Armstrong...Has a brother, Stephen (27), and a sister, Shannon (14)...Enjoys playing the guitar and singing in his spare time...Majoring in Environmental Biology.



CHAD CIESLEWICZ **43**
 Sophomore • 6-2 • 185
 Charlottesville, Va. • Monticello HS
DEFENSIVE BACK


2011 (Freshman) - Saw action in ten games during his first year...Made six solo tackles and six assisted tackles throughout the season, highlighted by three solo tackles and one assisted tackle at Methodist...

AT MONTICELLO – Played football his senior year for coach Brud Bicknell...A first team All-District, first team All-Region and honorable mention All-State his senior year... Also a second team All-District soccer player...Member of the National Honor Society and the Marketing Club President.

PERSONAL – Chad Matthew Cieslewicz was born on October 20, 1992 in Londonberry, N.H...Son of John and Cheryl Cieslewicz...Has two brothers, Jared (22) and Luke (14)...If he could play a musical instrument it would be the piano...Majoring in Finance.

Cieslewicz at CNU

Defensive	GP	UT	AT	Tot	TFL	Sacks	Int.	BU	FF	FR
2011	10	6	6	12	0	0	0	0	0	0
Career	10	6	6	12	0	0	0	0	0	0



JERRY BROWN **74**
 Sophomore • 5-10 • 240
 Emporia, Va. • Greenville County HS
OFFENSIVE LINEMAN

2011 (Freshman)- Did not see game action

AT GREENVILLE COUNTY – Played four years of football for coach Mario Walton... Was an All-Southside honorable mention his junior year...All-Southside first team and All-Region first team his senior year...Selected as his team MVP his senior year...Was the Salutatorian of his class...An honors graduate and attended Governor's School... Member of the Beta Club...

PERSONAL – Jerry Bernard Brown, Jr. was born October 16, 1992 in Halifax, N.C... Son of Pamela and Jerry Brown, Sr...Has one sister, Jada (13)...His uncles Marvin and Richard played football at Norfolk State...Favorite movie is Remember the Titans... Majoring in Biology (Pre-Med).



SHAUN COPENING **76**
 Sophomore • 6-2 • 290
 Richmond, Va. • James River HS
DEFENSIVE LINEMAN

2011 (FRESHMAN) - Played in six games during his first year...Accounted for eight solo tackles and two assisted tackles...Recorded three tackles and one assisted tackle at Methodist...

AT JAMES RIVER – Played three years of football for coach Defrancesco...A second team All-District defensive tackle his junior and senior years...Also played two years of basketball.

PERSONAL – Shaun Anthony Copening was born on July 24, 1993 in Richmond, Va... Son of Tony Copening and Shawn Norton...Has two brothers, Cameron (9) and Ayrton (4)...If he could play any instrument it would be the drums...Majoring in Sociology/Criminology.

Copening at CNU

Defensive	GP	UT	AT	Tot	TFL	Sacks	Int.	BU	FF	FR
2011	6	8	2	10	1.0-1	0	0	0	0	0
Career	6	8	2	10	1.0-1	0	0	0	0	0




TAYLOR BYRD **12**
 Sophomore • 6-1 • 185
 Gloucester, Va. • Christchurch HS
QUARTERBACK

2011 (Freshman)- Did not see game action

AT CHRISTCHURCH – Played four years of football for coach Ed Homer making it to the state semifinals his senior year...Honorable mention All-Conference selection his junior year...Second team All-State and team MVP his senior year...Played three years of baseball...Captain of baseball and football teams his senior year...On the Headmasters List and won the Senior Class Science Prize...Senior class President and a member of the National Honor Society...

PERSONAL – Taylor A. Byrd was born on August 12, 1992 in Newport News, Va... Son of Tim and Susan Byrd...Has a brother, Parker (16), and two sisters, Katie (13), and Ryleigh (10)...His dream vacation would be to the Caribbean...Has not decided on a major.



JAYQUAN DARDEN **18**
 Sophomore • 6-3 • 180
 Norfolk, Va. • Oscar Smith HS
WIDE RECEIVER

2011 (Freshman) - Saw action in one game versus Waynesburg...

AT OSCAR SMITH – Played three years of varsity football at Oscar Smith football, contributing to the 2008 AAA state championship...Also helped lead team to regional championship in his junior season and district championship in senior year.

PERSONAL – Jayquan Hunter Darden was born March 13, 1992 in Norfolk, Va... Son of Henry Darden and Sonya Hunter...Favorite sports personality is A.J. Green...Person in history he'd most like to meet is Martin Luther King, Jr...Favorite movie is "Goodfellas"... Has not yet decided on a major.



MATT FARMER **89**
 Sophomore • 6-4 • 220
 Leesburg, Ala. • Hickory (Va.) HS
TIGHT END

2011 (Freshman) - Did not see any action.

AT HICKORY – Played tight end for four years at Hickory High School in the Southeastern District...Honor roll student graduated with a GPA over 4.0

PERSONAL – Matthew Lamar Farmer was born January 19, 1993 in Norfolk, Va...Son of Marving and Lucia Farmer...Has two brothers, Brandon (33) and Aaron (19), and two sisters, Rachel (16) and Sarah (14)...Person in history he'd most like to meet is Tony Gonzalez...Favorite movie is "Never Back Down"...Aspires to become an orthopedic surgeon...Majoring in Biology.



QUINN HILL **68**
 Sophomore • 6-4 • 275
 Fredericksburg, Va. • Massaponax HS
OFFENSIVE LINEMAN

2011 (FRESHMAN) - Saw action in three games against Salisbury, Marville and Methodist...

AT MASSAPONAX – Played four years on the offensive line for coach Eric Lodden... Won the Northwest Regional Championship his junior year...A second team All-District selection and on the All-Academic team...Member of the National Honor Society and the National Spanish Honor Society.

PERSONAL – Richard George Hill V was born on April 2, 1993 in Richmond, Va...Son of Richard and Julie Hill...Has a sister, Emilee (16)...Favorite book is Catcher in the Rye... Majoring in Business Administration.



ISAIAH FRYE **47**
 Sophomore • 5-8 • 175
 Virginia Beach, Va. • Tallwood HS
DEFENSIVE BACK

2011 (FRESHMAN) - Did not see any action.

AT TALLWOOD – Played four years of football for coach Harold...A second team All-Beach defense selection...Checkered Flag Athlete of the Week...Team captain his junior and senior year...An honor graduate...Received Award for Work in History.

PERSONAL – Isaiah Travant Frye was born on October 2, 1992 in Portsmouth, Va... Son of Rob Frye and Maria Flores-Cruz...Has one brother, DeJames (24) and a sister, Robin (25)...Person in history he'd like to meet most is Nelson Mandela...Majoring in Business.




JOSH INGRAM **83**
 Sophomore • 5-11 • 165
 Powhatan, Va. • Powhatan HS
WIDE RECEIVER

2011 (Freshman)- Did not see game action

AT POWHATAN – Played four years of football for coach Jimmy Woodson and won the district championship all four years...Region champs his freshman and junior years... First team All-District, All-Region, All-State, and All-Metro wide receiver his senior year... Broke school record for most career receptions with 101.

PERSONAL – Joshua Thomas Ingram was born on April 13, 1993 in Richmond, Va... Son of Walt and Amy Ingram...Aspires to be a physical therapist...Majoring in Biology.



HAKEEM GARNER **92**
 Sophomore • 6-3 • 220
 Hampton, Va. • Kecoughtan HS
DEFENSIVE LINEMAN

2011 (Freshman) - Saw action in five games in his first year...Produced one solo tackle and one assisted tackle versus Shenandoah...Recorded four solo tackles and one assisted tackle for the season...

AT KECOUGHTAN – Played four years as a linebacker under Coach Tidwell at Kecoughtan...Named First Team All-District in 2010...Also played one year of baseball in his senior year.

PERSONAL – Hakeem Carlos Garner was born December 10, 1991 in Hampton, Va... Son of Carl and Renee Garner...Has one brother, Carlos (22), and one sister, Love (18)...Volunteered at the YMCA, working summer camps with kids...Dreams of vacationing in Paris...Favorite book is "Treasure Island"...Majoring in Biology.

Garner at CNU

Defensive	GP	UT	AT	Tot	TFL	Sacks	Int.	BU	FF	FR
2011	5	4	1	5	1.0-3	1.0-3	0	0	1	0
Career	5	4	1	5	1.0-3	1.0-3	0	0	1	0




MATT KERR **83**
 Sophomore • 6-3 • 225
 Bedford, Va. • Liberty HS
TIGHT END

2011 (Freshman) - Saw action in two games in his first year against Greensboro and Methodist...

AT LIBERTY – Played four years of football...His junior and senior years for coach Watts...Won the district championship his senior year...A second team All-District tight end his junior and senior years...Also played four years of baseball, three years of basketball and one year of indoor track...Member of the National Honor Society...An honors graduate.

PERSONAL – Matthew John Kerr was born on September 20, 1993 in Elizabeth City, N.C...Son of John and Carol Kerr...Has two sisters, Amanda (23) and Sarah (20)...If he could play an instrument it would be the snare drum...Majoring in Business.



JARED LAUNDER **31**
 Sophomore • 5-9 • 155
 Chesapeake, Va. • Hickory HS
DEFENSIVE BACK

2011 (Freshman) - Saw action in ten games for the Captains in his first year...Recorded one solo tackle at Methodist...Made one assisted tackle against Greensboro, Ferrum and Kean...

AT HICKORY – Played cornerback and wide receiver for four years under coaches Tim Sitterson and D.J. Alexander...Member of the National Honor Society.

PERSONAL – Jared Michael Launder was born November 13, 1992 in Chesapeake, Va...Son of Bridget and Donald Launder...Has one sister, Corinne (16)...Favorite sports personality's are Brian Dawkins and Ray Lewis...Person in history he'd most like to meet is Will Smith...Favorite movie is "I Am Legend"...Aspires to coach football in the future...Majoring in Psychology.

Launder at CNU										
Defensive	GP	UT	AT	Tot	TFL	Sacks	Int.	BU	FF	FR
2011	10	1	3	4	0	0	0	0	0	0
Career	10	1	3	4	0	0	0	0	0	0



EVAN LOWE **32**
 Sophomore • 5-10 • 180
 Virginia Beach, Va. • Kellam HS
RUNNING BACK

2011 (Freshman)- Did not see game action

AT KELLAM – A four year running back for coach Chris DeWitt...All-District running back his junior and senior years...Team MVP his senior year...Graduated with honors.

PERSONAL – Evan Alan Lowe was born on May 4, 1993 in Norfolk, Va...Son of Alan and Vicki Lowe...Dream vacation is to Hawaii...Has not yet decided on a major.



GREG MALOID **77**
 Sophomore • 6-1 • 265
 Virginia Beach, Va. • Kempsville HS
OFFENSIVE LINEMAN

2011 (Freshman) - Saw action in five games during his first year with the Captains...

AT KEMPSVILLE – Played football on the offensive and defensive lines for three years in the Beach District...Third Team All-District...Earned Sportsmanship Award in 2009...Offensive line MVP.

PERSONAL – Gregory James Maloid was born May 3, 1993 in Virginia Beach, Va...Son of Kurt and Angie Maloid...Has one brother, Eddie (23), and one sister, Bridgett (16)...Favorite sports personality is Drew Brees...Person in history he'd most like to meet is Ronald Reagan...Favorite movie is "Iron Man"...Woud like to work for the FBI or CIA...Majoring in Sociology/Criminology.




KYLE MOREHEAD **91**
 Sophomore • 6-1 • 240
 Richmond, Va. • Clover Hill HS
OFFENSIVE LINEMAN

2011 (Freshman)- Did not see game action

AT CLOVER HILL – Played three years of football for coach Sean O'Hare...Was an All-District and All-Academic selection his senior year...Member of the National Honor Society and the Beta Club.

PERSONAL – Kyle McKenzie Morehead was born on February 8, 1993 in Richmond, Va...Son of Max and Julie Morehead...Has one sister, Alison (15)...Favorite sports personality is Chris Long...Majoring in Biology.



MARCUS MORRAST **13**
 Sophomore • 5-10 • 170
 Stafford, Va. • North Stafford HS
RUNNING BACK

2011 (FRESHMAN) - Second Team All-USA South for running backs in his first year with CNU...Played in all 11 games gaining 556 yards rushing on 110 attempts...Led CNU in rushing average for players over 50 attempts with an average of 5.1 yards per rush...Scored one touchdown against Ferrum and Maryville...Accounted for 176 passing yards throughout the season including a 29-yard touchdown pass against Maryville...Kick returned and punt returned periodically throughout the year, and recorded 1022 all purpose yards...


AT NORTH STAFFORD – Played four years at quarterback for coach Manqano...Three time All-District honorable mention quarterback...Offensive MVP his senior year...Also a first team All-District and second team All-Region lacrosse player...Three time All-Academic athlete award winner...Honors graduate.

PERSONAL – Marcus C. Morrast was born on June 29, 1993 in Guam...Son of Mark and Pauletta Morrast...Has a brother, Robert (20)...Aspires to be a high school math teacher and football coach...Majoring in Math Education.

Morrast at CNU							
Rushing	G	Att	Net	Avg.	TD	Long	Avg/G
2011	11	110	556	5.1	2	33	50.5
Career	11	110	556	5.1	2	33	50.5



Marcus Morrast



AKEEM PARKER **29**
 Sophomore • 5-10 • 160
 Skippers, Va. • Greenville County HS
DEFENSIVE BACK


2011 (Freshman) - Saw action in eight games during his first year with the Captains... Recorded one solo tackle at Methodist and at Averett...

AT GREENVILLE COUNTY - Played football and baseball all four years under head coach Mario Walton...All District wide receiver in 2010-11...Named Team Defensive MVP in 2010-11...Also Named Team Defensive MVP on the baseball team in 2009-10... All-District Sprinter on the track team in 2009-10.

PERSONAL - Akeem Jamar Parker was born April 24, 1993 in Emoria, Va...Son of Elbert and Denise Parker...Has one brother, Stephone (18), and one sister, Michaela (16)...Volunteers at sports camps for the Boys and Girls Club...Favorite movie is "Friday Night Lights"...Favorite book is "Paradise Lost"...Majoring in Biology (Pre-Med).

Parker at CNU

Defensive	GP	UT	AT	Tot	TFL	Sacks	Int.	BU	FF	FR
2011	8	2	2	4	0	0	0	0	0	0
Career	8	2	2	4	0	0	0	0	0	0




RYAN PARKER **58**
 Sophomore • 6-2 • 200
 Norfolk, Va. • Booker T. Washington HS
DEFENSIVE LINEMAN

2011 (Freshman)- Did not see game action

AT BOOKER T. WASHINGTON - Played three years under coach Jacobs on the offensive and defensive line...All-District tackle in his senior year...Graduated with honors.

PERSONAL - Ryan D. Parker was born December 10, 1992 in Norfolk, Va...Son of Donnell and Phyllis Parker...Has one brother, Taurean (23)...Dream vacation would be to Hawaii...Person in history he'd most like to meet is Jerome Bettis...Majoring in Business.



TONY PATRICK **11**
 Sophomore • 6-1 • 185
 Chesapeake, Va. • Grassfield HS
WIDE RECEIVER

2011 (Freshman)- Did not see game action

AT GRASSFIELD - Played wide receiver for four years under head coach Martin Asprey...Named All-District wideout in 2011...Collected game-winning interception against Hickory in 2011.

PERSONAL - Tony Arnel Patrick was born July 2, 1993 in Portsmouth, Va...Son of Tony and Barbara Patrick...Person in history he'd most like to meet is Malcolm X...Favorite book read is "The Alchemist"...Hobbies include movies, reading and playing basketball...Majoring in Communications.



CHRIS ROTH **53**
 Sophomore • 6-2 • 225
 Richmond, Va. • Deep Run HS
DEFENSIVE LINEMAN

2011 (Freshman) - Played in six games in his first year...Made one solo tackle at Methodist...Produced one solo tackle and two assisted tackles at Greensboro...Totaled three solo tackles and four assisted tackles for the season...


AT DEEP RUN - Played four years of offensive tackle and defensive end...Tutored at a

local elementary school...Volunteered with Bright Beginnings.

PERSONAL - Christopher William Roth was born on March 23, 1993 in Richmond, Va... Son of Todd and Renee Roth...Has a sister, Lauren (20)...Favorite movie is Remember the Titans...Has not yet decided on a major.

Roth at CNU

Defensive	GP	UT	AT	Tot	TFL	Sacks	Int.	BU	FF	FR
2011	6	3	4	7	0	0	0	0	0	0
Career	6	3	4	7	0	0	0	0	0	0



RUDY RUDOLPH **5**
 Sophomore • 6-2 • 170
 Chesapeake, Va. • Grassfield HS
WIDE RECEIVER

2011 (Freshman) - Second Team All-USA South selection at WR...Led the team in receiving yards (621) and touchdowns (7) in his first year with the Captains...Averaged a team-best 69 yards per game through the air...Scored TDs in five different games...Tied school record for longest pass reception, an 85-yard catch at Methodist...Set school record for yards per reception in a single season, with 24.8 yards...Posted first 100-yard receiving game at Ferrum with seven catches for 135 yards and two touchdowns... Added another two-TD game against Maryville...

AT GRASSFIELD - Played two years at wide receiver and corner back for coach Asprey...A first team All-District and second team All-Tidewater wide receiver his junior and senior years...Also played four years of basketball and was selected as MVP his junior and senior years.

PERSONAL - Clifford Lyndel Rudolph, Jr. was born on July 10, 1993 in Misawa, Japan...Son of Clifford and Samantha Rudolph...Has three sisters, Chetora (24), Cilla (23), and Keshia (21)...Sister Keshia ran track at Seton Hall...If he could play an instrument it would be the drums...Has not yet decided on a major.


Rudolph at CNU

Receiving	GP	No.	Yds	Avg.	TD	Long	Avg/G
2011	9	25	621	24.8	7	85	69.0
Career	9	25	621	24.8	7	85	69.0



Rudy Rudolph

MEET THE CAPTAINS - SOPHOMORES

**MASON
STUDER** **35**

Sophomore • 6-1 • 175
Norfolk, Va. • Maury HS

KICKER / PUNTER

2011 (Freshman)- Did not see game action

AT MAURY – A four year kicker and punter for coach Quinerly...A second team All-District selection...A first team All-District soccer player...Member of the National Honor Society...Graduated with Honors.

PERSONAL – Mason Robert Studer was born on July 19, 1993 in Norfolk, Va...Son of Kevin and Beth Studer...Has a brother, Ethan (15)...Favorite movie is Lord of the Rings...Majoring in Business.



**ETHAN
TAYLOR** **78**

Sophomore • 5-11 • 275
Bedford, Va. • Liberty HS

OFFENSIVE LINEMAN

2011 (Freshman)- Did not see game action

AT LIBERTY – Played four years on the offensive line in the Seminole District...Earned district championship with the Minutemen in his senior season...Two-time First Team All-District...Second Team All-Timesland Football Team...Selected to Central Virginia All-Star Team.

PERSONAL – Ethan Dale Taylor was born June 17, 1993 in Radford, Va...Son of Dale and Robyn Taylor...Has two brothers, Ryan Warf (26) and Hunter Taylor (17)...Favorite sports personalities are Dustin Pedroia and DeSean Jackson...Dream vacation is a trip to the Hawaiian Islands...Favorite movie is "The Longest Yard"...Majoring in Computer Engineering.



**BEN
THOMPSON** **99**

Sophomore • 5-9 • 280
Richmond, Va. • St. Christopher's HS

DEFENSIVE LINEMAN

2011 (Freshman)- Did not see game action

AT ST. CHRISTOPHER'S SCHOOL – Played on the offensive and defensive line all four years and also wrestled for two years...2011 Prep League Wrestling Champion...Earned All-State honors in 2010 and 2011, placing third and fourth respectively...Earned the 2011 Strength and Conditioning Award and the 2011 Virginia Mentor of the Year.

PERSONAL – Benjamin Jerome Thompson was born November 8, 1993 in Richmond, Va...Son of Josephine Gatling...Volunteered on a trip to Africa, helping a village in Tanzania...Favorite movie is "The Departed"...Favorite book is "The Great Gatsby"...Majoring in History.



**MIKE
VANE** **17**

Sophomore • 6-1 • 170
Santa Cruz, Calif. • Kecoughtan (Va.) HS

WIDE RECEIVER

2011 (Freshman)- Did not see game action

AT KECOUGHTAN – Played four years at wide receiver for coach Woodlief...Also played four years of basketball and two years of soccer...Graduated with honors.

PERSONAL – Michael W. Vane was born on March 29, 1993 in Wurtzberg, Germany...Son of LTG (R) Michael and Liane Vane...Has a brother, Matthew (22), and a sister, Alex (25)...Brother Matthew plays football at West Point...Favorite book is Hour Game by David Baldacci...Has not yet decided on a major.



**TYSON
WACHENHEIM** **85**

Sophomore • 6-3 • 220
Charlottesville, Va. • Monticello HS

TIGHT END

2011 (Freshman)- Did not see game action

BEFORE CNU – Played two years at quarterback at Jefferson Forest HS, a year of quarterback and tight end at Loudoun County HS and his senior year as tight end at Monticello HS for coach Brud Bicknell...Honorable mention All-District.

PERSONAL – Tyson Anthony Wachenheim was born on July 12, 1993 in Logan, Utah...Son of Scott and Karla Wachenheim...Has a brother, Kyle (21)...His father played football for Air Force, was the tight ends coach for the Redskins in 2009 and is currently the offensive line/tight ends coach at the University of Virginia...His favorite sports personality is Josh Hamilton from the Texas Rangers...Majoring in History.



**JE'QUAN
WILLIAMSON** **96**


Sophomore • 6-4 • 265
Lemoore, Calif. • Brooke Point (Va.) HS

DEFENSIVE LINEMAN

2011 (Freshman) - Saw action in three games against Salisbury, Methodist and Shenandoah...

AT BROOKE POINT – Played varsity football for three years and also a member of the wrestling team for three years...Honorable Mention All-District defensive tackle in his junior year...Finished in the top five all three years with a high of third in the district on the wrestling team...Fifth in the region and selected as a state alternate in his senior year.

PERSONAL – Je'Quan Markus Williamson was born October 30, 1993 in LeMoore, Calif...Son of Jesse and Stacy Williamson...Has one sister, Tatiana (27), and one brother, Jesse (24)...Favorite sports personality is Deion Sanders...Dream vacation would be a trip to Italy...Aspires to work for the CIA...Majoring in Political Science & History.



**REESE
WILMOTH** **55**

Sophomore • 6-0 • 185
Gretna, Va. • Gretna HS

DEFENSIVE LINEMAN

2011 (Freshman)- Did not see game action

AT GRETNA – Played three years of football for coach Kevin Saunders and won a state championship, two region championships and were the state runners up his senior year...First team All-District, first team All-Metro, and second team All-Region linebacker his senior year...Class Salutatorian...Member of the BETA and DECA clubs.

PERSONAL – Clinton Reese Wilmoth was born on October 13, 1992 in Lynchburg, Va...Son of Clint and Sheri Wilmoth...Favorite movie is Remember the Titans...Majoring in Biology.



ROBERT ARCHER **28**
 Freshman • 5-10 • 175
 Richmond, Va. • Varina HS
RUNNING BACK

AT VARINA - Played two years of football at running back and defensive back under Coach Stu Brown...Second Team All-District...All Academic.

PERSONAL - Robert Latrel Archer was born December 7, 1993...Son of Rodney Archer and Kendall Short...Has three brothers, Phillip (18), Kourtney (10) and Rodney (4), and one sister, Sidney (10)...Honor roll student...Favorite sports personality is Cristiano Ronaldo...Drake is the most impressive person he's met...Career aspiration is to become a doctor...Majoring in Pre-Med.



DREW BASSETTE **63**
 Freshman • 6-3 • 290
 Norfolk, Va. • Booker T. Washington HS
OFFENSIVE LINEMAN

AT BOOKER T. WASHINGTON - Played two years at right guard for Coach Jacobs...Started 10 games his senior year.


PERSONAL - Andrew W.E. Basette V was born March 21, 1994 in Norfolk, Va...Son of Barbara Harris and Andrew Basette...Has one brother, Anthony Harris, and two sisters, Teresa Dyson & Jameka Basette...Dream vacation is a trip to Barbados...Has not yet decided on a major.



WES AUSTIN **1**
 Freshman • 6-1 • 190
 Midlothian, Va. • Clover Hill HS
DEFENSIVE BACK

AT CLOVER HILL - Played four years of football under Coach O'Hare, along with two years of baseball...Team Captain...First Team All-District in 2010...All-Academic twice, in 2010 and 2011...Honor Roll all four years...VHSL Leaders Conference Student Ambassador.


PERSONAL - Wesley Emerson Austin was born January 8, 1994 in Midlothian, Va...Son of Vincent and Diedra Austin...Has one brother, Michael (15)...Favorite sports personality is LeBron James...Dream vacation is a trip to Hawaii...Person in history he'd most like to meet is Jackie Robinson...Favorite movie is "Remember the Titans"...Favorite book is "The Hunger Games"...Has not yet decided on a major.



ROBERT BECKWITH **64**
 Freshman • 6-2 • 250
 Fredericksburg, Va. • Stafford HS
DEFENSIVE LINEMAN

AT STAFFORD - First Team All-District at nose guard under head coach Chad Lewis...Fredericksburg All-Area Honorable Mention selection...Team Captain and lineman MVP in his senior year...Also a First-Team All District and All-Region thrower for the track team...Volunteered with the Knights of Columbus Squires, as a YMCA Camp Counselor and at the Sheriff's Department Football Camp.

PERSONAL - Robert Wells Beckwith was born April 14, 1994 in Woodbridge, Va...Son of Bob and Margaret Beckwith...Has one sister, Margaret (22)...Favorite sports personality is John Riggins...Dream vacation is a trip to San Diego to go surfing...Favorite movie is "Avatar"...Majoring in Business Management.



CAMERON BARLOW **17**
 Freshman • 5-9 • 155
 Richmond, Va. • St. Christopher's HS
DEFENSIVE BACK

AT ST. CHRISTOPHER - Played four years at cornerback and wide receiver, his last three years under Coach Michael Turner...First Team All-Prep...First Team All-State...Hugh Brenaman Football Award Winner.

PERSONAL - Cameron Stewart Barlow was born April 29, 1994...Son of Thomas and Senthia Barlow...Person in history he'd most like to meet is Martin Luther King Jr...Favorite movie is "I Love You Man"...Career aspiration is to work at ESPN...Majoring in Communications.



VINCENT BOLDEN **18**
 Freshman • 5-10 • 170
 Chesapeake, Va. • Great Bridge HS
DEFENSIVE BACK

AT GREAT BRIDGE - Played three years of football for the Wildcats...Honorable Mention All-District on offense and defense...Team defensive MVP.

PERSONAL - Vincent Rassic Bolden was born October 14, 1993 in Norfolk, Va...Son of Vincent and Karen Bolden...Has two brothers, Jonathan Kersey (29) and Phillip Bolden (16)...Favorite sports personalities are Ray Lewis and Darrelle Revis...Person in history he'd most like to meet is Abraham Lincoln...Favorite book is "Brave New World"...Has not yet decided on a major.




LANGSTON BARNES **87**
 Junior • 6-1 • 240
 Stafford, Va. • Colonial Forge HS
TIGHT END

BEFORE CNU - Played two years for coach Don DiCarlo at the Valley Forge Military College in Pennsylvania...Earned Second Team All-Conference honors in 2011...Also completed as a wrestler and on the baseball team.

AT COLONIAL FORGE - Played four years for the Eagles, winning a district championship his senior year...Earned All-Commonwealth District Honorable Mention honors in 2010.


PERSONAL - Langston Allen Barnes was born December 21, 1991 in Great Falls, Mont...Son of Patrick and Claudia Barnes...Has three sisters, Vivian (17), Maya (15) and Emily (14)...Favorite sports personality is Stephen A. Smith...Most impressive person met is Bruce Willis...Favorite book is "The Girl Who Played With Fire"...Majoring in Communications.



STEVIE BOOSE **53**
 Freshman • 6-0 • 270
 Stafford, Va. • Mountain View HS
DEFENSIVE LINEMAN

AT MOUNTAIN VIEW - Played four years on offensive line and defensive line for Coach Cooke and Coach Sorrentino...Two-time Honorable Mention selection for his performance on the field.

PERSONAL - Stevie Lee Boose Jr. was born January 17, 1994...Son of Stevie Sr. and Alice Boose...Has one sister, Tyra (15)...Dream vacation is to Italy...Hobbies include lifting weights and playing video games...Goal in life is to make a positive impact on millions of people...Majoring in Computer Engineering.



CHRIS COOK **39**
 Freshman • 6-0 • 215
 South Riding, Va. • Freedom HS
LINEBACKER

AT FREEDOM - Played two years in the Cedar Run District...Earned All-District honors as a defensive back...Honor Roll student.

PERSONAL - Christopher B. Cook was born June 19, 1994 in Columbus, Ohio...Son of Chris Cook and Jennifer Nicastro...Has one sister, Kristia (11)...Favorite sports personality is Michael Jordan...Dreams of vacationing in Italy...Majoring in History.



PAUL DUKES **20**
 Freshman • 5-5 • 160
 Norfolk, Va. • Granby HS
RUNNING BACK

AT GRANBY - Played all four years under head coach Curt Brown in the Eastern District...All-Tidewater and All-District as the leading rusher in the district...Also returned kicks for the Comets.

PERSONAL - Paul M. Dukes, Jr. was born March 2, 1994 in Portsmouth, Va...Son of Paul Dukes, Sr...Has one sister, Racquita (21)...Dreams of vacationing in Hawaii...Most impressive person met is his father...Has not yet decided on a major.



JUSTIN CORMIER **32**
 Freshman • 5-9 • 185
 Virginia Beach, Va. • First Colonial HS
LINEBACKER

AT FIRST COLONIAL - Played all four years in the Beach District...Earned Offensive Player of the Year honors during his senior season...Second Team All-Beach District RB & LB...Named Team Captain of both the football and wrestling teams.

PERSONAL - Justin T. Cormier was born October 21, 1993 in Virginia Beach, Va...Son of Rodney Johnson and Jeanette Lomberk...Has one brother, Eric Lomberk (12), and one sister, Ciara Lomberk (7)...Dreams of vacationing on the beaches of Brazil...Favorite movie is "Inception"...Has not yet decided on a major.



TYRELL EATON **28**
 Freshman • 5-10 • 170
 Richmond, Va. • Lee Davis HS
DEFENSIVE BACK

AT LEE DAVIS - Played four years at defensive back under Coach Zach Hayden and Neil Matthews...Second Team All-District and Second Team All-Region...All-Metro Honorable Mention.

PERSONAL - Tyrell Lorenzo Eaton was born September 15, 1994...Son of Sheran Hayes and Tony Eaton...Has two sisters, Nickeita (28) and Tonisha (25)...Dream vacation is to the Bahamas...Favorite movie is "Love and Basketball"...Wishes he could play the saxophone...Goal in life is to become a football and track coach...Majoring in Art.



EVAN DAVIS **79**
 Sophomore • 6-2 • 295
 Richmond, Va. • Deep Run HS
OFFENSIVE LINE

AT DEEP RUN - Excelled as an offensive lineman for the Wildcats...Competed on the varsity team during each of his last three seasons...Earned All-District honors as a junior and senior after garnering honorable mention nods during his sophomore campaign.

PERSONAL - Evan Mann Davis was born on February 11, 1994...Son of Nancy Davis...Has two sisters, Hadley (22) and Charlotte (15)...His favorite movie is "Remember the Titans"...He aspires to become a dentist in the future...Majoring in Biology at CNU.



JONATHAN ECHOLS **49**
 Freshman • 6-2 • 191
 Hampton, Va. • Hampton HS
WIDE RECEIVER

AT HAMPTON - Served as a standout tight end and wide receiver for head coach Mike Smith...Also saw action as a defensive end during his time with the Crabbers.


PERSONAL - Jonathan Dari Echols was born on July 8, 1994...Son of Darry and Toni Echols...Has a sister, Anika (29), and a brother, Joshua (28)...He is the nephew of Dwight Stephenson, a member of the Pro Football Hall of Fame and former standout offensive lineman for the Miami Dolphins...The most impressive person he has ever met is Dan Marino...His favorite movie is "Friday Night Lights" and his favorite book is Shakespeare's "Richard III"...Has not declared a major.



SHAY DENNIS **11**
 Freshman • 5-11 • 155
 Richmond, Va. • Highland Springs HS
DEFENSIVE BACK

AT HIGHLAND SPRINGS - Played four years at defensive back under Coach Loren Johnson...All-District in his last two years.

PERSONAL - Shay Joshua Dennis was born March 4, 1994...Son of Felecia Washington...Has one brother, Justin (17)...Honor roll student in high school...Volunteered at Virginia Food Bank...Favorite sports personality is Floyd Mayweather...Favorite book is "Our Boys"...Undecided on major.



MIC EDWARDS **7**
 Freshman • 6-0 • 195
 Salem, Va. • Salem HS
DEFENSIVE BACK

AT SALEM - Played both ways for four years under Coach Magenbauer in the River Ridge District...Earned Second Team All-State honors as a defensive back in his senior year...First Team All-Region and First Team All-District DB, while also earning Second Team All-District WR and Honorable Mention All-District Punter honors...As a junior, named First Team All-District LB and Honorable Mention All-Region...Also an All-District outfielder for the baseball team.

PERSONAL - Mic Edwards was born September 27, 1994 in Roanoke, Va...Son of J.R. and Shannon Edwards...Has a brother, Mackenzie (15), and a sister, Mallory (12)...Favorite movie is "Taken"...Majoring in Education.



**BEN
EPPS** **42**
Freshman • 5-9 • 150
Surry, Va. • Isle of Wright Academy
DEFENSIVE BACK

AT ISLE OF WIGHT ACADEMY - Played both ways all four years under head coach Dale Chapman...Named First Team All-Conference at Quarterback and Defensive Back his senior year...Offensive Player of the Year in the conference and team MVP...First Team All-State at DB, Second Team All-State at QB...Also earned Second Team All-Conference as a junior at both QB and DB...IWA Athlete of the Year...Varsity basketball MVP.


PERSONAL - Benjamin Karl Epps was born September 17, 1993 in Newport News, Va...Son of Hugh and Tina Epps...Has one brother, Ricky, and one sister, Carrie Little...Person in history he'd most like to meet is Vince Lombardi...Majoring in Business Administration.



**JONATHAN
EVERHART** **50**
Freshman • 6-0 • 210
Spotsylvania, Va. • Riverbad HS
OFFENSIVE LINEMAN

AT RIVERBAD - Played four years at guard, his last three years under Coach Campbell...Played on special teams as well...All-District Honorable Mention.

PERSONAL - Jonathan Robert Everhart was born March 14, 1994...Son of Jeffrey Everhart and Jennifer Morse...Has one brother, Jeffrey (24) and one sister, Lauren (22)...Member of the National Honor Society...Dream vacation is to Greece or Rome...Favorite book is "Hunger Games"...Likes to hang out with friends in his leisure time...Majoring in Business.



**SCOTT
FAHEY** **52**
Freshman • 5-11 • 280
Chesapeake, Va. • Hickory HS
OFFENSIVE LINEMAN

AT HICKORY - Played both ways for the Hawks in the Southeastern District for four years...Second Team All-District on the offensive line and Honorable Mention All-District on the defensive line...Also earned Honorable Mention accolades during his junior year.

PERSONAL - Christian Scott Fahey was born June 3, 1993 in Chesapeake, Va...Son of Joe and Monica Fahey...Has two brothers, Matt (23) and Ryan (21), and one sister, Maggie (18)...Dreams of vacationing in the Dominican Republic or hunting in Alaska...Enjoys fishing in his free time...Aspires to become a successful football coach...Majoring in Education.



**JOSH
FONES** **9**
Freshman • 5-11 • 280
Montross, Va. • Washington & Lee HS
QUARTERBACK

AT WASHINGTON & LEE - Played four years on the baseball and football teams...Won the district championship during his senior year...Earned District Player of the Year honors...First Team All-District, Honorable Mention All-Area and 2012 Virginia Preps All-State Second Team honors as a senior...Washington & Lee Offensive Player of the Year...Also twice earned First Team All-District honors on the baseball team.


PERSONAL - Joshua Monroe Fones was born January 4, 1994 in Fredericksburg, Va...Son of Ricky and Wanda Fones...Has one brother, Nicky (13)...Community service initiatives include Captain of the Relay for Life Team, Adopt-A-Highway Program and delivering meals to churches...Favorite sports personality is Joe Flacco...Most impressive person met is Joe Jacoby...Majoring in Environmental Science.



**MATT
FOUST** **71**
Freshman • 6-3 • 260
Richmond, Va. • Monacan HS
OFFENSIVE LINEMAN

AT MONACAN - Played four years at center in the Dominion District for the Chiefs...Earned Second Team All-District honors his senior year...Also picked up Academic All-District honors.

PERSONAL - Don Matthew Foust was born June 12, 1994 in Richmond, Va...Son of Don and Beth Foust...Has three sisters, Dani (10), Katie (10) and Emma (7)...Person in history he'd most like to meet is Winston Churchill...Dreams of vacationing in Hawaii...Favorite movie is "Friday Night Lights"...Has not yet decided on a major.



**DAVID
FURROW** **50**
Freshman • 6-2 • 250
Warsaw, Va. • Rappahannock HS
DEFENSIVE LINEMAN

AT RAPPAHANNOCK - Earned Northern Neck District All-Academic three years in a row...First Team All-Region and All-District on the offensive line his senior year...Also earned Second Team All-District honors in his junior year.

PERSONAL - David Jesse Furrow was born October 6, 1993 in Richmond, Va...Son of Meredith and Randy Furrow...Has one sister, Mandie (21)...Hobbies include weightlifting and video games...Most impressive person met is his mother...Favorite movie is "The Lord of the Rings"...Favorite book is "The Hunger Games"...Majoring in Biology, Pre-Physical Therapy.



**RAHLAND
GORDON** **33**
Freshman • 5-9 • 180
Glen Allen, Va. • Hermitage HS
DEFENSIVE BACK

AT GLEN ALLEN - Played all four years under head coach Patrick Kane...Won three district championships and two regional titles...Earned First Team All-District honors at linebacker and utility...Second Team All-Region Utility and Honorable Mention All-Region LB...Richmond Metro Impact Player of the Week...Also earned District All-Academic honors...Member of the National Honor Society and National Beta Club.

PERSONAL - Rahland Maurice Gordon was born November 15, 1994 in Henrico County, Va...Son of David and Rose Gordon...Has one brother, David (19), and one sister, Rayonna (16)...Person in history he'd most like to meet is Dr. Martin Luther King, Jr...Favorite book is "A Lesson Before Dying"...Has not yet decided on a major.



**MARTIN
GROSS** **34**
Freshman • 5-11 • 202
Bethlehem, Pa. • First Colonial HS
RUNNING BACK

AT FIRST COLONIAL - Played two years of varsity football in the Beach District...Played running back, outside linebacker and defensive end.


PERSONAL - Martin Gross was born August 19, 1994 in East Orange, New Jersey...Son of Martin Gross and Sandra Gross-Burkett...Has three brothers, Cameron (25), Denzel (20) and Matthew (13), and one sister, Madison Ann (8)...Majoring in Psychology and Business.



BRANDON HUBBARD **73**
 Freshman • 6-1 • 220
 Virginia Beach, Va. • Kempsville HS
OFFENSIVE LINEMAN

AT KEMPSVILLE - Played four years on the offensive and defensive lines for the Chiefs...Second Team All-Beach District on the OL...Team Captain, earning Leadership Award and MVP Award...Earned MVP at Schuman's Combine...Also team captain of the wrestling team, finishing second in the Beach District and winning the Eastern Region at 220 lbs, advancing to state tournament.

PERSONAL - Brandon Michael Hubbard was born June 18, 1994 in Silver Springs, Md... Son of Matthew and Darla Hubbard...Has one sister, Samantha (19)...Favorite sports personality is Michael Phelps...Hobbies include swimming and reading...Majoring in Political Science.



JOE JARDINE **27**
 Freshman • 6-0 • 165
 Philadelphia, Pa. • Hampton (Va.) HS
WIDE RECEIVER

AT HAMPTON - Excelled as a wide receiver at Hampton for head coach Mike Smith... Also was a standout member of the track & field team, garnering All-District honors in 2011 and 2012.


PERSONAL - Joseph DeMarco Jardine was born on June 30, 1994...Son of Vahtowe Brunson...Has a sister, Tiffany (14), and a brother, CJ (11)...His favorite sports personality is Larry Fitzgerald...Enjoys playing FIFA in his spare time...His favorite book is "Life of Pi" and his favorite movie is "Ted"...Aspires to become a mayor in the future...Majoring in Political Science.



JOHN JOHNSON **13**
 Freshman • 6-1 • 180
 Ashburn, Va. • Tuscarora HS
DEFENSIVE BACK

AT TUSCARORA - Played four years of football under head coach Mike Burnett as a defensive back...Earned All-District honors twice...Set state record with 109-yard kick return...Also a four-year member of the track team, earning All-State honors and All-Region honors twice, and All-District honors all four years...Set four school records, in the 110m Hurdles, the 300m Hurdles, Long Jump and the Triple Jump...Member of National Honors Society...Student of the Year.

PERSONAL - John Jefferson Johnson was born November 19, 1993 in West Palm Beach, Fla...Son of John and Karen Johnson...Has one sister, Kourtney (14)...Person in history he'd most like to meet is Martin Luther King, Jr...Majoring in Biology.



ALEX JOHNSTON **2**
 Freshman • 6-1 • 160
 Yorktown, Va. • York HS
QUARTERBACK

AT YORK - Played four years under head coach Doug Pereira in the Bay Rivers District...Won District Title and was Regional Runner-Up in senior year...Honorable Mention All-District honors in 2010 & 2011...Earned District and Regional Player of the Year honors in his senior year, taking First Team All-District and All-Region accolades...Also an Honorable Mention All-State selection and the Daily Press Player of the Year after throwing the most passing yards and touchdowns in school history.

PERSONAL - Alexander Ryan Johnston was born October 26, 1993 in Newport News, Va...Son of Pat and Dawn Johnston...Has two brothers, PJ (22) and Bryan (20)...Favorite sports personality is Randy Moss...Has not yet decided on a major.



ANDRE KENDALL **97**
 Freshman • 6-0 • 230
 Fairfax Station, Va. • Robinson SS
DEFENSIVE LINEMAN

AT ROBINSON - Starred on the defensive front during his four-year tenure with the Rams...Earned honorable mention All-State and All-Met accolades for his performance as a senior...Also garnered first-team All-District honors in 2011...Took home first-team All-District honors during each of his last two campaigns while earning second-team All-Region nods in 2010.

PERSONAL - Andre Edward Kendall was born on June 21, 1994 in Alexandria, Va...Son of Tim and Lin-Dai Kendall...Has two older brothers, Alden (27) and Diego (19), and an older sister, Jess (28)...His grandfather, Fausto Yu-Shan, competed for the Hunduran National Soccer Team...Has met B.B. King...Majoring in Applied Physics.



NICK KEPA **66**
 Freshman • 5-10 • 260
 Williamsburg, Va. • Lafayette HS
OFFENSIVE LINEMAN

AT LAFAYETTE - Played four years as the center for the Rams in the Bay Rivers District...Three-time All-District selection as a center and once as a defensive tackle... Earned All-Region honors twice and was an All-State selection once...Also placed fifth at Regionals for the wrestling team.


PERSONAL - Nicholas Klemens Kepa was born October 1, 1993 in Williamsburg, Va... Son of Zbig and Mary Kepa...Has one sister, Christina (28), and one brother, Nathaniel (20)...Father, Zbig Kepa, is the Offensive Coordinator for the College of William & Mary football team...Hobbies include weightlifting, basketball and video games...Favorite movies are "Zombieland" and "Brian's Song"...Has not yet decided on a major.



JEFF LASCOLA **45**
 Freshman • 5-10 • 200
 Manassas, Va. • Osbourn Park HS
LINEBACKER

AT OSBOURN PARK - Competed as a linebacker for four seasons under head coach Brian Beaty...Earned first-team All-Conference and All-Area honors while also taking home All-State nods as well.

PERSONAL - Jeffrey Raymond LaScola was born on November 7, 1993 in Manassas, Va...Son of Jeff and Mickey LaScola...Has a younger sister, Sydney (13), and a younger brother, Zach (7)...Member of the National Honor Society, Key Club, FBLA, and DECA in high school...His favorite sports personality is Erin Andrews and his dream vacation is to Las Vegas...The person in history he would most like to meet is Mean Joe Greene...His career aspiration is to become a lawyer...Majoring in Political Science.



EDWARD MARABLE **57**
 Freshman • 6-0 • 240
 Ashland, Va. • Patrick Henry
OFFENSIVE LINEMAN

AT PATRICK HENRY - Excelled as an offensive lineman for the Patriots...Also saw time on the defensive front as a senior...Earned All-District honors as an offensive lineman during each of his final two seasons...Selected to the All-District team as a defensive lineman during his senior campaign as well.


PERSONAL - Edward Marable was born on August 30, 1994...Worked with robotics during his time in high school...Enjoys sleeping in his spare time...His goal in life is to be happy...Majoring in computer science.



QUENTIN MASCARI **54**
 Freshman • 6-4 • 260
 Midlothian, Va. • Clover Hill HS
OFFENSIVE LINEMAN

AT CLOVER HILL - A four-year center under Coach Sean O'Hare...2-time All Academic...Second Team All-District in junior year...First Team All-District and All-Region Honorable Mention during senior year.

PERSONAL - Quentin Tyler Mascari was born August 25, 1993...Son of Ginger Stark...Has one sister, Ashlyn (14)...Worked as a landscaper during the summer...Dream vacation is to the Bahamas...Favorite sports personality is Dick Butkus...Hobbies include hunting, fishing and singing...Majoring in Environmental Biology.



JUSTIN McFADDEN **49**
 Freshman • 5-11 • 190
 Newport News, Va. • Woodside HS
LINEBACKER

AT WOODSIDE - Played three years of varsity football under head coach Danny Dodson...Won Peninsula District Championship his senior year...First Team All-District linebacker and Second Team All-District tight end.

PERSONAL - Justin Michael McFadden was born December 13, 1993 in Chesapeake, Va...Son of Daniel and Regina McFadden...Has two brothers, Christopher (25) and Daniel (19), and one sister, Breanna (15)...Brother, Daniel, is a member of the Virginia Tech track & field team...Person in history he'd most like to meet is Martin Luther King, Jr...Most impressive person met is his father...Favorite movie is "Remember the Titans"...Majoring in Computer Engineering.



SAM MEADE **29**
 Freshman • 5-6 • 155
 Virginia Beach, Va. • Atlantic Shores Christian
RUNNING BACK

AT ATLANTIC SHORES - Starred as a running back, wide receiver, and kick returner for head coach Wayne Lance...Helped lead the Seahawks to the state championship as a freshman...Earned All-State honors as a kick returner in 2012...Selected as the Special Teams Player of the Year in 2010 and earned the Coaches Award in 2007 and 2008...Excelled as a sprinter for the track & field team as well...Named the Male Athlete of the Year in 2012 and the Track MVP in 2011.

PERSONAL - Samuel J. Meade was born on December 3, 1993...Son of Andy and Sharon Meade...Has two brothers, Jeremiah (17) and David (16)...His favorite movie is "August Rush"...Majoring in Sociology.



SCOTT MERRIFIELD **56**
 Freshman • 6-2 • 245
 Yorktown, Va. • Tabb HS
OFFENSIVE LINEMAN

AT TABB - Played four years of football for the Tigers...Earned Second Team All-District honors in 2011...Named Tabb High's Most Outstanding Player in 2011...Also played three years of baseball, winning the district championship in his junior year.

PERSONAL - David Scott Merrifield was born November 3, 1993 in Oklahoma City, Okla...Son of Dave and Holly Merrifield...Has two sisters, Kaitlyn (21) and Elisabeth (16)...Volunteered with Newport News Archaeology and the Colonial Williamsburg Conservation Department...Favorite sports personality is Tedy Bruschi...Person in history he'd most like to meet is Benjamin Franklin...Majoring in History.



DEXTER MONTGOMERY **37**
 Freshman • 5-9 • 190
 Richmond, Va. • Monacan HS
DEFENSIVE BACK

AT MONACAN - Played both ways for all four years under Coach Parsons in the Dominion District...Earned Honorable Mention All-District honors...Named Team Captain and Most Valuable Player.

PERSONAL - William Dexter Montgomery was born December 5, 1992 in Richmond, Va...Son of William and Carletta Montgomery...Goes by the nickname "Dex"...Has two brothers, William Treasure and William Justin, and one sister, Elizabeth...Favorite sports personality is Stephen A. Smith...Dreams of vacationing in Brazil and Paris...Favorite movie is "300"...Majoring in Computer Engineering.



KEITH MONTGOMERY **15**
 Freshman • 5-11 • 160
 King William, Va. • King William HS
DEFENSIVE BACK

AT KING WILLIAM - Played four years for the Cavaliers in the Tidewater District...Earned First Team All-Region honors as a junior and Second Team All-Region as a senior...Also picked up Second Team All-State honors as a junior and twice was named First Team All-District.

PERSONAL - Keith Lamont Montgomery was born December 14, 1993 in Detroit, Mich...Son of Frank and LaShay Talmadge...Has three sisters, Tallia Johnson (22), Krishawna Johnson (19) and Sheniya Johnson (14), and one brother, Jamir Johnson (10)...Favorite sports personality is Steve Smith...Favorite movie is "Iron Man"...Has not yet decided on a major.



ERICK MORALES **95**
 Freshman • 5-10 • 240
 Manassas, Va. • Westfield HS
DEFENSIVE LINE

AT WESTFIELD - Served as a standout lineman for the Bulldogs during his four-year tenure...Helped guide Westfield to a pair of Concorde District Championships...Earned All-District and All-Region honors in 2011...Also took home the Top-Dog Award for his performance on the field.

PERSONAL - Erick Amilcar Morales was born on October 23, 1993 in Fairfax, Va...Son of Erick Morales and Michelle Braxton...Has two sisters, Whitney (23) and Blakleigh (21) and a brother, Shane (25)...Earned the Minority Achievement Award in high school...Volunteered with Habitat for Humanity...His favorite movie is "300"...Aspires to be an FBI Special Agent...Has not declared a major.



BRIAN MORGAN **15**
 Freshman • 6-3 • 190
 Virginia Beach, Va. • Princess Anne HS
QUARTERBACK

AT PRINCESS ANNE - Played three years at quarterback under head coach Ray Gatlin...Led the Beach District in passing his junior year.


PERSONAL - Brian Patrick Morgan was born April 29, 1994 in Virginia Beach, Va...Son of Dave and Colleen Morgan...Has two brothers, David (24) and Mike (21)...Favorite sports personality is John Gruden...Dreams of vacationing in Bora Bora...Person in history he'd most like to meet is Neil Armstrong...Favorite movie is "Remember the Titans"...Majoring in Business.



JALEN NULLUM **12**
 Freshman • 5-8 • 155
 Norfolk, Va. • Kullam
DEFENSIVE BACK

AT KULLAM - Played four years at cornerback under Coach Hassul and Coach Duwitt... Two-time District Champion during his sophomore and junior year...2nd Team All-Beach during his senior year.

PERSONAL - Jalen D. Nullum was born December 27, 1994...Son of Jay and Felecia Nullum...Has one brother, Jay II (19) and one sister, Alicia (14)...Person history he'd most like to meet is Martin Luther King Jr...Dream vacation is to Paris or Hawaii...Favorite book is "50 Shades of Grey"...Majoring in Sociology.



CHRIS PROBST **48**
 Freshman • 6-1 • 205
 Virginia Beach, Va. • Landstown HS
DEFENSIVE LINEMAN

AT LANDSTOWN - Played defensive end for four years under head coach Tommy Reamon...Earned Most Outstanding Defensive Lineman honor.


PERSONAL - Christopher Manfred Probst was born March 18, 1994 in Virginia Beach, Va...Son of Christopher and Vanessa Probst...Has one brother, Stephen (14), and one sister, Alexandra (6)...Majoring in Marketing.



CHASE NUCKOLS **80**
 Freshman • 6-0 • 190
 Goochland, Va. • Goochland HS
DEFENSIVE LINE

AT GOOCHLAND - Played four years as a defensive lineman for the Bulldogs...Earned first-team All-District and second-team All-Region honors for his performance on the field...Helped guide the squad to a second-place finish in the state during his senior season.


PERSONAL - Chase Wyatt Nuckols was born on August 3, 1993...Son of Greg and Heather Nuckols...Has two brothers, Cale (13) and Seth (13), and three sisters, Rachel (27), Kelsey (22), and Lily Belle (5)...Majoring in Business at CNU.



TANNER QUIGLEY **80**
 Freshman • 5-11 • 170
 Burke, Va. • Lake Braddock HS
WIDE RECEIVER

AT LAKE BRADDOCK - Played four years at wide receiver under Coach Jim Poythress... State Finals appearance his sophomore year...Two-time Regional Champion and three-time District Champ...Earned All-State honors...Two-time All-Region selection...All-District Player of the Year.


PERSONAL - Tanner Bly Quigley was born February 10, 1994...Son of Greg and Teresa Quigley...Has two brothers, BJ (28) and Tyler (18), and one sister, Casey (26)...Worked as a camp counselor during his summers...Favorite movie is "Dark Knight"...Goal in life is to be successful in whatever he does...Majoring in Business.



STORM PARKER **19**
 Freshman • 5-9 • 190
 Richmond, Va. • New Kent HS
RUNNING BACK

AT NEW KENT - Played four years as a running back under head coach Dan Rounds in the Bay Rivers District...As a sophomore, earned First Team All-Region honors as a sprinter...Third Team All-State running back as a junior, picking up Second Team All-Region and First Team All-District honors...Second Team All-Region and First Team All-District as a senior...Team MVP and Team Captain as a junior and senior.

PERSONAL - Justin Storm Parker was born July 8, 1994 in Richmond, Va...Son of Eddie Parker and Robin Bartlett...Has one brother, Zachary Bartlett (10), and two sisters, Brianna Bartlett (8) and Annika Parker (2)...Most impressive person met is Adrian Peterson...Majoring in Business Management.



TYLER QUIGLEY **6**
 Freshman • 6-0 • 170
 Burke, Va. • Lake Braddock HS
QUARTERBACK

AT LAKE BRADDOCK - Played four years at quarterback under Coach Jim Poythress... Three-time District Champion and two-time Regional Champ...State Runner-Up during his sophomore year...Two-time All-District selection at quarterback.

PERSONAL - Tyler Duncan Quigley was born February 10, 1994...Son of Greg and Teresa Quigley...Has two brothers, BJ (28) and Tanner (18), and one sister, Casey (26)... Dream vacation is to the Super Bowl...Person in history he'd most like to meet is Vince Lombardi...Majoring in Business.



LAURENT PINCHINAT **10**
 Freshman • 5-8 • 180
 Virginia Beach, Va. • Kellam HS
LINEBACKER

AT KELLAM - Played all four years under head coach Chris DeWitt in the Virginia Beach District...Earned Honorable Mention All-District honors in 2011 and 2012...Varsity Team Captain and earned Coach's Award his senior year...Honor Roll student...Hampton Roads 200+ Men's Scholar...Wendy's Heisman Academic School winner.

PERSONAL - Laurent Sebastien Pinchinat was born February 19, 1994 in Miami-Dade, Fla...Son of Claudy and Laure Pinchinat...Has two sisters, Gaele (16) and Kanya (4), and one brother, Korey (8)...Favorite sports personality is Charles Barkley...Dreams of vacationing in Rio de Janeiro, Brazil...Favorite movie is "Coach Carter"...Favorite book is "Cry, the Beloved Country"...Majoring in Business.



MIKE REYNOLDS **19**
 Freshman • 5-9 • 170
 Richmond, Va. • Varina HS
DEFENSIVE BACK

AT VARINA - Played four years for the Blue Devils in the Capital District...Won three district championships in four years...Earned All-Academic honors as a sophomore... Picked up All-District nods in his junior and senior seasons.


PERSONAL - Michael Allen Reynolds, Jr. was born December 17, 1993 in Richmond, Va...Son of Michael and Ingrid Reynolds...Has three sisters, Tanisha (23), Tiara (20) and Destini (18), and one brother, Taquan Kelley (20)...Favorite sports personality is Bill Belichick...Community service initiatives include Pen Pals, Pennies for Patients and volunteering at the Virginia Childrens Museum...Dreams of vacationing in Hawaii...Majoring in Education.



MICAH RIVERS **25**
 Freshman • 5-7 • 180
 Charlottesville, Va. • Albermarle HS
RUNNING BACK

AT ALBEMARLE - Played two years of varsity football under head coach Mike Alley... Named Offensive Player of the Year on the JV championship team his sophomore year... All-Academic selection his junior year... Team Captain as a senior... Also a member of the Track & Field team his senior year, earning the Tri-Athlete Award and Coach's Award.


PERSONAL - Micah Lawrence Rivers was born August, 4, 1994 in Cookeville, Tenn... Son of Lorenzo and Tonia Rivers... Father, Lorenzo Rivers, played college football at Tennessee Tech and also played professionally in the Canadian Football League... Favorite book is "Friday Night Lights"... Has not yet decided on a major.



DONALD SANTISO **57**
 Junior • 5-7 • 175
 Fredericksburg, Va. • Massaponax HS
LINEBACKER

AT MASSAPONAX - Played four years at linebacker under Coach Eric Ludden... District and Regional Champions... All-District and All-Region linebacker during senior year.

PERSONAL - Donald Anthony Santiso was born May 2, 1991... Son of Joe and Lori Santiso... Hobbies include hunting and fishing... Favorite movie is "Warrior"... Career aspiration is to work in the government... Majoring in Computer Engineering.



SEAN ROBERTSON **56**
 Freshman • 5-11 • 195
 Portsmouth, Va. • Porstmouth Christian
LINEBACKER

AT PORTSMOUTH CHRISTIAN SCHOOL - Played four years under Coach Josh Blalock at fullback, safety and quarterback... Honorable Mention All-State for quarterback in 2010.

PERSONAL - Sean Michael Robertson was born October 7, 1992... Son of John and Nancy Robertson... Has one brother, Brian (16)... Member of high school honor roll... Favorite movie is "Forrest Gump"... Wants to become a fisheries biologist... Majoring in Environmental Biology.



SOREN SIMONSEN **84**
 Freshman • 6-4 • 205
 Suffolk, Va. • Grassfield HS
TIGHT END

AT GRASSFIELD - Played tight end for two years under head coach Martin Aspery... Second Team All-District in 2011.


PERSONAL - Soren Christian Simonsen was born October 16 in Minnesota... Son of Molly Simonsen... Has three brothers, William (34), Seth (22) and Chase (16), and three sisters, Bonnie (32), Lelia (28) and Madeline (24)... Favorite sports personality is Randy Moss... Has not yet decided on a major.



ARSAIAH ROBINSON **23**
 Freshman • 5-10 • 150
 Richmond, Va. • Huguenot HS
WIDE RECEIVER

AT HUGUENOT - Played four years of football and baseball for Huguenot HS in Richmond... Saw action as a quarterback, wide receiver and cornerback for head coach Ron Gandry... Also was a catcher for coach William Stokes.

PERSONAL - Arsaiah Emmanuel Robinson was born August 29, 1994 in Richmond, Va... Son of Robert and Jackie Robinson... Has one sister, Jacquina, and one brother, Trevor, who played football at Ohio State from 2003-08... Favorite sports personality is Tim Tebow... Person in history he'd most like to meet is Martin Luther King, Jr... Most impressive person met is his mother... Favorite book is "A Lesson Before Dying"... Majoring in Biology.



CALEB SMITH **31**
 Freshman • 5-9 • 206
 Chesapeake, Va. • Oscar Smith HS
RUNNING BACK

AT OSCAR SMITH - Played four years at linebacker, running back and fullback under Coach Morgan and Coach Combs... Won state championship his senior year.


PERSONAL - Caleb Matthew Smith was born November 2, 1993... Son of Wade and Melanie Bailey... Has two brothers, Ian (12) and Lucas (9), and two sisters, Alexis (15) and Emma (9)... Volunteered by coaching flag little league football... Dream vacation is to Ireland or Hawaii... Most impressive person he's met is his mother... Majoring in Computer Engineering.



LAYTON ROSE **46**
 Freshman • 6-2 • 215
 Glen Allen, Va. • Deep Run HS
TIGHT END

AT DEEP RUN - Played four years at tight end and was a long-snapper during his senior year.


PERSONAL - Layton Eugene Rose was born January 5, 1994... Son of Gere and Kim Rose... Beta National Honor Society member... High school activities include Younglife, Beta Club and DECA Club... Volunteered at Bright Beginnings mentor program... Favorite movie is "Remember the Titans"... Person in history he'd most like to meet is Benjamin Franklin... Majoring in Biology.



RODNEY SMITH **21**
 Freshman • 5-10 • 171
 Williamsburg, Va. • Jamestown HS
WIDE RECEIVER

AT JAMESTOWN - Played four years at wide receiver and defensive back for Coach Ryan Turnage... All-Region and All-District honoree.

PERSONAL - Rodney Korteye Smith was born February 27, 1994... Has one brother, Drayton (15), and two sisters, Joyiquin (20) and Kelahni (8)... Played basketball, baseball, and was a member of the honor roll in high school... Favorite sports personality is Chad Johnson... Favorite movie is John Q... Majoring in Business.



PATRICK SOREY **98**
 Freshman • 6-2 • 215
 Gloucester, Va. • Hanover HS
DEFENSIVE LINEMAN

AT HANOVER - Excelled as a three-sport standout for the Hawks...Served as a defensive end for four seasons under head coach Josh Just...Helped lead the squad to a pair of Regional Championships...Also starred as a member of the lacrosse and wrestling squads...Helped guide the wrestling team to four consecutive Regional and District titles.


PERSONAL - Patrick Tyler Sorey was born on April 27, 1994 in Gloucester, Va...Son of Jennifer Sorey...Has not declared a major.



JEROME WILLIAMS **71**
 Freshman • 5-11 • 238
 Chesapeake, Va. • Grassfield HS
DEFENSIVE LINEMAN

AT GRASSFIELD - Starred as a defensive tackle for three seasons under head coach Martin Asprey...Earned first-team All-District and All-Eastern Region honors for his performance as a senior...Also took home second-team All-State nods in 2011.


PERSONAL - Jerome Marquis Williams was born on October 9, 1993 in Norfolk, Va... Son of Alan Williams and Felicia Marcus-Williams...Has a younger brother, Jerrod (12)... His favorite sports personality is Ray Lewis, and the person in history he would most like to meet is Martin Luther King...His favorite movie is "The Lion King"...A trip to Hawaii would be his dream vacation...His goal is to live a peaceful life with his family...Majoring in Computer Engineering.



JOSH TINSLEY **38**
 Freshman • 6-4 • 195
 Swoope, Va. • Buffalo Gap HS
TIGHT END

AT BUFFALO GAP - Played for years as a wide receiver and linebacker for coaches Rob Maxwell and Andy Cline...Was a two-time All-District honoree as both a receiver and linebacker, including first-team nods as a wideout...Also earned honorable mention All-Region honors for his performance on offense...Garnered All-District and All-Region accolades for his efforts in the shot put as a member of the track & field team as well.

PERSONAL - Joshua Cole Tinsley was born on September 26, 1994 in Fishersville, Va... Son of Daryl and Carla Tinsley...Member of the National Honor Society, FFA, FCA, and Student Government in high school...His dream vacation would be a trip to Emerald Isle...Aspires to be an elementary school teacher...Majoring in Environmental Biology.



COLE WOODY **58**
 Freshman • 6-2 • 225
 Mechanicsville, Va. • Atlee HS
LINEBACKER

AT ATLEE - Excelled for four years under head coach Roscoe Johnson...Saw action as a linebacker for the Raiders from 2008-11...Earned second-team All-District honors for his performance during the 2011 campaign...Received All-Academic accolades for his work in the classroom.


PERSONAL - Cole Wesley Woody was born on March 31, 1993 in Richmond, Va...Son of Tom and Bonnie Woody...Has an older brother, T.J. (25) and an older sister, Brookley (22)...His favorite movie is "The Rundown" and his favorite book is "Brian's Winter"... Aspires to be a lawyer...Majoring in Political Science.



DOMINIQUE TORRES **24**
 Freshman • 5-9 • 160
 Chesapeake, Va. • Grassfield HS
DEFENSIVE BACK

AT GRASSFIELD - Played four years under head coach Martin Asprey...Earned All-District, All-Tidewater and All-Regional honors.

PERSONAL - Dominique Samuel Torres was born January 26, 1994 in Lynchburg, Va... Son of Daryl and Robin Torres...Has one sister, Lisa (20)...Dreams of vacationing in the Bahamas...Most impressive person met is his mother...Favorite movie is "Fast Five"... Favorite book is "The Kite Runner"...Majoring in Criminal Justice.



DEREK WRIGHT **25**
 Junior • 6-2 • 220
 Suffolk, Va. • King's Fork HS
LINEBACKER

AT TOWSON - Spent two seasons as a member of the Tigers for head coach Rob Ambrose...Helped the squad win the 2011 CAA Championship...Two-time member of the CAA Academic All-American team.

AT KING'S FORK - Excelled as a two-sport standout for the Bulldogs...Saw action as a linebacker and wide receiver for head coach Joe Jones...Earned honorable mention All-District honors at linebacker during each of his four seasons from 2007-10...Also starred as a shooting guard on the basketball team, earning honorable mention All-District honors from 2008-10...Named the Player of the Game for his performance in the state championship...Became the first player in school history to record a triple-double and finished his career as the all-time assists leader...Named the Southeastern District Scholar-Athlete of the Year.

PERSONAL - Derek Jovan Wright was born on January 3, 1992 in Suffolk, Va...Son of Clint and Javonda Wright...Has a younger brother, Clint (10), and a younger sister, Destinee (5)...His father was a member of the Norfolk State basketball team from 1987-91...His cousin, Nick Wright, is a member of the ODU basketball team and his cousin, Dyrrell Roberts, competes for the Virginia Tech football team...Has met Barack Obama... His favorite movie is "Bad Boys II"...Double majoring in Management and Marketing.



ADAM WHITE **75**
 Freshman • 6-1 • 250
 Chester, Va. • Thomas Dale HS
OFFENSIVE LINEMAN

AT THOMAS DALE - Played four years at center and guard for the Knights...Won the state championship in his junior season for Coach Vic Williams...Second-Team All-District...Great American Rivalry Series Scholar-Athlete Award Winner.

PERSONAL - Robert Adam White was born April 14, 1993...Son of Rob White and Mary and Lewis Ruffin...Member of the NHS, Beta Club, Latin Club and German Club in high school...Favorite sports personality is Aaron Rodgers...Dream vacation is to Hawaii... Hobbies include hunting and fishing...Majoring in Information Sciences.

Salisbury



Head Coach
Sherman Wood

Game 1 - Sat. Sept. 1, 7:00
Salisbury leads series 7-3
POMOCO Stadium

Location: Salisbury, Md.
Enrollment: 8,200
President: Dr. Janet Dudley-Eshbash
Athletic Director: Dr. Michael Vienna
Conference: Atlantic Central
Nickname: Sea Gulls
Colors: Maroon & Gold
Stadium: Sea Gull Stadium
Capacity: 2,500
Head Coach: Sherman Wood
Phone: 410-543-6356

Sports Information

Director: Tim Brennan
Office Phone: 410-543-6016
Fax: 410-677-0208
e-mail: imbrennan@salisbury.edu
Press Box Phone: 410-677-5370
Mailing address: 1101 Camden Ave.
Salisbury, Md. 21801
Athletic Web Site:
www.suseagulls.com

Series Information

Games Played - 10 (SU leads 7-3)

All-time Series Results

at CNU 1-3, at Salisbury 3-3
Sept. 1, 2001 SU W 21-6
 POMOCO Stadium
Sept. 7, 2002 SU W 20-13
 Salisbury, Md.
Nov. 20, 2004 CNU W 35-24
 Salisbury, Md.
Sept. 17, 2005 SU W 44-24
 POMOCO Stadium
Sept. 16, 2006 CNU W 23-17 (ot)
 Salisbury, Md.
Sept. 15, 2007 SU W 35-21
 POMOCO Stadium
Sept. 20, 2008 SU W 38-21
 Salisbury, Md.
Sept. 19, 2009 CNU W 27-21 (ot)
 POMOCO Stadium
Sept. 11, 2010 SU W 58-10
 Salisbury, Md.
Sept. 17, 2011 SU W 27-23
 POMOCO Stadium

Hampden-Sydney



Head Coach
Marty Favret

Game 2 - Sat. Sept. 8, 1:00
First Meeting
Hampden-Sydney, Va.

Location: Hampden-Sydney, Va.
Enrollment: 1,060
President: Dr. Christopher B. Howards
Athletic Director: Richard Epperson
Conference: ODAC
Nickname: Tigers
Colors: Maroon & White
Stadium: Lewis C. Everett stadium
Capacity: 1850
Head Coach: Marty Favret
Phone: 434-223-6256

Sports Information

Director: Davis Yake
Office Phone: 434-223-6156
E-mail: dyake@hsc.edu

Athletic Web Site:
www.hscathletics.com

Series Information

Games Played - 0

Returning Statistical Leaders

Rushing	GP	ATT	NET	AVG	TD	AVG/G
Dan Griffin	13	177	907	5.1	20	69.8
Ross Flanigan	12	99	791	8.0	13	60.8

Passing	GP	Cmp-Att-Int	PCT	YDS	TD	AVG/G
Dan Griffin	13	48-89-2	53.9	1208	15	92.9

Receiving	GP	REC	YDS	AVG	TD	AVG/G
Juma Richards	13	14	332	23.7	4	25.5
Ross Flanigan	13	9	222	24.7	2	17.1

Defense	GP	SOLO	ASST	TOT.	TK/Loss	Sack	Int
Chris Everett	13	41	63	104	2.5-11	1.0-7	2
Matt McMurdo	12	27	46	73	6.0-24	2.5-12	0

2011 Results (11-2)

September		
3	Apprentice School	W 42-3
10	Ithaca*	W 21-7
17	at Chris. Newport	W 27-23
October		
1	at Utica	W 70-45
8	Springfield*	W 65-23
15	at Alfred	W 69-0
22	at Hartwick	W 61-14
29	at Wesley	L 23-14
November		
5	St. John Fisher*	W 41-21
12	Frostburg St.*	W 49-7
19	Western New. Eng	W 62-24
26	Kean	W 49-47
December		
3	at Wis.-Whitewater	L 34-14

2012 Schedule

September		
1	at Chris. Newport	7:00
8	Wesley	6:00
15	N.C. Wesleyan	1:00
29	at Buffalo St.*	12:00
October		
6	at St. John Fisher*	12:00
13	Hartwick*	1:00
20	Alfred*	12:00
27	at Ithaca*	12:00
November		
3	Utica*	12:00
10	at Frostburg St.*	1:00

*Presidents' Athletic Conference

Returning Statistical Leaders

Rushing	GP	ATT	NET	AVG	TD	AVG/G
Evan King	11	37	161	4.4	4	14.6
Mitchell Pereira	10	22	113	5.1	2	11.3

Passing	GP	Cmp-Att-Int	PCT	YDS	TD	AVG/G
---NA---						

Receiving	GP	REC	YDS	AVG	TD	AVG/G
Mike Goad	11	24	310	12.9	9	28.2
Eric Gorsline	8	18	261	14.5	5	32.6

Defense	GP	SOLO	ASST	TOT.	TK/Loss	Sack	Int
Kenny Fryman	11	60	42	102	15.0-42	2.5-14	0
Alex Price	11	40	38	78	5.5-14	0.5-3	1

2011 Results (8-3)

September		
3	Averett	W 63-9
10	at N.C. Wesleyan	W 56-17
17	Ferrum	W 38-14
24	at Huntingdon	L 34-27
October		
1	Catholic*	W 31-17
8	Bridgewater*	W 28-14
15	at Emory and Henry*	W 38-36
29	at Guilford*	W 63-49
November		
5	Washington & Lee*	W 42-34
12	at Randolph Macon*	L 48-34
19	at Centre	L 51-41

2012 Schedule

September		
1	at Averett	1:00
8	Chris. Newport	1:00
22	Huntingdon	1:00
29	at Catholic*	1:00
October		
6	at Bridgewater*	1:00
13	Emory & Henry*	1:00
20	at Shenandoah	1:00
27	Guilford*	1:00
November		
3	at Washington and Lee*	1:00
10	Randolph-Macon*	1:00

Shenandoah



Head Coach
Paul Barnes

Game 3 - Sat. Sept. 15, 7:00
CNU leads series 8-3
Winchester, Va.

Location: Winchester, Va.
Enrollment: 3,000
President: Dr. Tracy Fitzsimmons
Athletic Director: Dr. Wayne Edwards
Conference: ODAC
Nickname: Hornets
Colors: Red, White & Midnight Blue
Stadium: Shentel Stadium
Capacity: 3,000
Head Coach: Paul Barnes
Phone: 540-678-4306

Sports Information

Director: Scott Musa
Office Phone: 540-665-5417
Home Phone: 540-533-5406
Fax: 540-665-5430
e-mail: smusa@su.edu
Press Box Phone: 540-533-5406
Mailing address: 1460 University Dr.
Winchester, Va. 22601
Athletic Web Site:
www.suhornets.com

Series Information
Games Played - 11 (CNU leads 8-3)

All-time Series Results
at CNU 4-1, at Shenandoah 4-2
Sept. 29, 2001 SU W 27-24 (ot)
POMOCO Stadium
Oct. 5, 2002 SU W 19-15
Winchester, Va.
Oct. 4, 2003 CNU W 21-0
POMOCO Stadium
Oct. 2, 2004 SU W 14-10
Winchester, Va.
Oct. 1, 2005 CNU W 30-14
POMOCO Stadium
Sept. 30, 2006 CNU W 17-3
Winchester, Va.
Sept. 29, 2007 CNU W 42-0
POMOCO Stadium
Oct. 4, 2008 CNU W 17-7
Winchester, Va.
Oct. 3, 2009 CNU W 30-27 (ot)
POMOCO Stadium
Oct. 2, 2010 CNU W 28-13
Winchester, Va.
Oct. 8, 2011 CNU W 27-20
POMOCO Stadium

Returning Statistical Leaders

Rushing	GP	ATT	NET	AVG	TD	AVG/G	
Carl Joseph	10	154	720	4.7	3	72.0	
Passing	GP	Cmp-Att-Int	PCT	YDS	TD	AVG/G	
---NA---							
Receiving	GP	REC	YDS	AVG	TD	AVG/G	
Oiydaar Murphy	10	58	609	10.5	4	60.9	
Carl Joseph	10	10	50	5.0	0	5.0	
Defense	GP	SOLO	ASST	TOT.	TK/Loss	Sack	Int
Josh Rogers	10	45	42	87	14.0-46	2.0-11	1
Byron Mitchell	10	53	26	79	5.5-21	1.0-11	4

2011 Results (6-4)

September		
3	Stevenson	W 49-21
10	Bridgewater	L 28-23
17	at Randolph-Macon	L 36-29
October		
1	Greensboro*	W 30-7
8	at Chris. Newport*	L 27-20
15	Maryville*	W 28-21
22	at Methodist*	W 46-23
30	Ferrum*	L 41-28
November		
5	at Averett*	W 45-17
12	at N.C. Wesleyan*	W 28-7

*Atlantic Central F.C.
#NCAA Tournament

2012 Schedule

September		
1	at Stevenson	7:00
8	Ferrum	7:00
15	Chris. Newport	7:00
22	at Bridgewater*	1:00
October		
6	Guilford*	1:00
12	at Catholic*	7:00
20	Hampden-Sydney*	1:00
27	Randolph-Macon*	1:00
November		
3	at Emory and Henry*	1:00
10	at Washington and Lee*	1:00

Maryville



Head Coach
Mike Rader

Game 4 - Sat. Sept. 29, 1:30
CNU leads series 6-1
POMOCO Stadium

Location: Maryville, Tenn.
Enrollment: 1,100
President: Dr. Tom Bogart
Athletic Director: Kandis Schram
Conference: USA South
Nickname: Fighting Scots
Colors: Orange & Garnet
Stadium: Lloyd L. Thornton
Capacity: 3,000
Head Coach: Mike Rader
Phone: 865-981-8282

Sports Information

Director: Eric Etchison
Office Phone: 865-981-8283
Fax: 865-981-8285
e-mail:
eric.etchison@maryvillecollege.edu
Press Box Phone: 865-414-0438
Mailing address:
502 E. Alexander Pkwy.
Maryville, Tenn. 37804
Athletic Web Site:
www.maryvillecollege.edu/athletics

Series Information
Games Played - 6 (CNU leads 6-1)

All-Time Series Results
at CNU 2-1, at Maryville 3-0
Sept. 10, 2005 CNU W 53-2
POMOCO Stadium
Oct. 14, 2006 CNU W 48-31
Maryville, Tenn.
Oct. 13, 2007 CNU W 27-13
POMOCO Stadium
Oct. 18, 2008 CNU W 38-31
Maryville, Tenn.
Nov. 7, 2009 MC W 21-14
POMOCO Stadium
Nov. 5, 2010 CNU W 42-10
Maryville, Tenn.
Nov. 12, 2011 CNU W 45-20
POMOCO Stadium

Returning Statistical Leaders

Rushing	GP	ATT	NET	AVG	TD	AVG/G	
Travis Felder	10	65	270	4.2	2	27.0	
Chad Brooks	10	68	210	3.1	2	21.0	
Passing	GP	Cmp-Att-Int	PCT	YDS	TD	AVG/G	
---NA---							
Receiving	GP	REC	YDS	AVG	TD	AVG/G	
Blake Williams	10	23	294	12.8	1	29.4	
Travis Felder	10	8	100	12.5	0	10.0	
Defense	GP	SOLO	ASST	TOT.	TK/Loss	Sack	Int
Dylan Wolfenbarger	10	37	45	82	3.5-29	2.0-20	0
Jamie Owen	10	29	39	68	8.0-44	4.5-33	0

2011 Results (4-6)

September		
3	Huntingdon	L 7-35
8	at Tennessee Tech	L 7-56
17	LaGrange	L 10-13
October		
1	Ferrum*	L 3-27
8	Methodist*	W 26-24
15	at Shenandoah*	L 21-28
22	Averett*	W 45-22
29	at N.C. Wesleyan*	W 23-16
November		
5	Greensboro*	W 42-20
12	at Chris. Newport*	L 20-45

*USA South Games

2012 Schedule

September		
1	at Huntingdon	1:00
8	Emory and Henry	1:30
15	Uni. of the South	1:30
29	Chris. Newport	1:30
October		
6	at Greensboro	1:00
13	at Methodist	1:00
20	LaGrange	2:00
27	at Averett	1:00
November		
3	N.C. Wesleyan	1:30
10	at Ferrum	1:00

Ferrum



Head Coach
Dave Harper

Game 5 - Sat. Oct. 6, 7:00
CNU leads series 10-1
POMOCO Stadium

Location: Ferrum, Va.
Enrollment: 1,300
President: Dr. Jennifer L. Braaten
Athletic Director: Abe Naff
Conference: USA South
Nickname: Panthers
Colors: Black & Gold
Stadium: W.B. Adams Stadium
Capacity: 5,500
Head Coach: Dave Harper
Phone: 540-365-4478

Sports Information
Director: Gary Holden
Office Phone: 540-365-4306
Fax: 540-365-4223
e-mail: gholden@ferrum.edu
Press Box Phone: 540-365-7607
Mailing address: Swartz Gym
Ferrum College
Ferrum, Va. 24088

Athletic Web Site:
www.ferrumpanthers.com

Series Information
Games Played - 11 (CNU leads 10-1)

All-time Series Results
at CNU 5-0, at Ferrum 4-1, Neutral 1-0
Nov. 10, 2001 CNU W 14-11
Hampton, Va.*
Nov. 16, 2002 CNU W 35-7
POMOCO Stadium
Nov. 15, 2003 Ferrum W 19-17
Ferrum, Va.
Nov. 13, 2004 CNU W 16-9
POMOCO Stadium
Nov. 12, 2005 CNU W 44-7
Ferrum, Va.
Nov. 11, 2006 CNU W 55-7
POMOCO Stadium
Nov. 10, 2007 CNU W 34-23
Ferrum, Va.
Nov. 15, 2008 CNU W 13-10
POMOCO Stadium
Oct. 30, 2009 CNU W 28-14
Ferrum, Va.
Oct. 30, 2010 CNU W 27-21
POMOCO Stadium
Nov. 5, 2011 CNU W 48-30
Ferrum, Va.

LaGrange



Head Coach
Todd Mooney

Game 6 - Sat. Oct. 13, 7:00
LaGrange, Ga.

Location: LaGrange, Ga.
Enrollment: 1,000
President: Dan McAlexander
Athletic Director: Todd Mooney
Conference: USA South
Nickname: Panthers
Colors: Red & Black
Stadium: Callaway Stadium
Capacity: 5,000
Head Coach: Todd Mooney
Phone: 706 880 8106

Sports Information
Director: John Hughes
Office Phone: 706-880-8318
e-mail: jhughes@lagrange.edu
Press Box Phone: N/A
Mailing address: Stadium
801 Dallis Street
LaGrange, Ga 30240

Athletic Web Site:
www.lagrangepanthers.com

Series Information
Games Played - 0

Returning Statistical Leaders

Rushing	GP	ATT	NET	AVG	TD	AVG/G
Dontavious Gilbert	10	69	518	7.5	8	51.8
Steven Harris	9	74	480	6.5	4	53.3

Passing	GP	Cmp-Att-Int	PCT	YDS	TD	AVG/G
Tim Reynolds	8	1-2-0	50.0	40	0	5.0

Receiving	GP	REC	YDS	AVG	TD	AVG/G
Derrick West	9	16	370	23.1	1	41.1
Makya Jackson	8	17	329	19.4	2	41.1

Defense	GP	SOLO	ASST	TOT.	TK/Loss	Sack	Int
Chris Freycinet	9	23	48	71	19.0-39	5.0-18	0
Tae Motley	10	26	32	58	3.0-7	0.0-0	1

2011 Results (7-3)

September		
3	at Emory and Henry	L 12-41
17	at Hampden-Sydney	L 14-38
24	Bridgewater	W 37-6
October		
1	at Maryville*	W 27-3
8	at N.C. Wesleyan*	W 21-10
15	Methodist*	W 37-17
22	Greensboro*	W 66-23
30	at Shenandoah*	W 41-28
November		
5	Chris. Newport*	L 30-48
12	Averett*	W 33-25

*USA South Games
Home Games in Bold

2012 Schedule

September		
1	Emory and Henry	1:00
8	at Shenandoah	7:00
15	Southern Va.	1:00
29	at Averett	1:00
October		
6	at Chris. Newport*	7:00
13	N.C. Wesleyan*	2:00
20	at Methodist*	1:00
27	at Greensboro*	1:00
November		
3	LaGrange*	1:00
10	Maryville*	1:00

Returning Statistical Leaders

Rushing	GP	ATT	NET	AVG	TD	AVG/G
Ed Russ	10	125	642	5.1	5	64.2
Kent Gibson	10	100	626	6.3	7	62.6

Passing	GP	Cmp-Att-Int	PCT	YDS	TD	AVG/G
Ed Russ	10	70-152-9	46.1	765	5	76.5

Receiving	GP	REC	YDS	AVG	TD	AVG/G
R.J. Miles	9	19	171	9.0	0	19.0
Aaron Duncan	10	7	72	10.3	1	7.2

Defense	GP	SOLO	ASST	TOT.	TK/Loss	Sack	Int
Andre Carter	10	47	38	85	13.0-53	3.5-34	1
Anthony Cochran	10	52	21	73	5.0-10	0.0-0	2

2011 Results (4-6)

September		
3	Birmingham S.	L 28-7
10	at Millsaps	L 24-7
17	Maryville	W 13-10
24	N.C. Wesleyan	W 24-17
October		
1	at Rhodes	L 31-24
8	Trine	L 20-14
22	Trinity	L 14-20
29	at Apprentice School	W 36-8
November		
5	at Huntingdon	L 45-10
12	at Ave Maria	W 43-7

*USA South Games

2012 Schedule

September		
1	at Birmingham Southern	2:00
8	Millsaps	1:00
15	Huntingdon	6:00
29	N.C. Wesleyan*	1:00
October		
6	Averett	1:00
13	at Chris. Newport*	7:00
20	at Maryville*	2:00
27	Methodist*	1:00
November		
3	at Ferrum*	1:00
10	at Greensboro*	1:00

Averett



Head Coach
Mike Dunlevy

Game 7 - Sat. Oct. 13, 7:00
CNU leads series 9-2
POMOCO Stadium

Location: Danville, Va.
Enrollment: 1,000
President: Dr. Tiffany Franks
Athletic Director: Sam Ferguson
Conference: USA South
Nickname: Cougars
Colors: Blue & Gold
Stadium: Cougar Den
Capacity: 4,000
Head Coach: Mike Dunlevy
Phone: 434-791-7255

Sports Information

Director: Drew Wilson
Office Phone: 434-791-5621
Home Phone: 434-489-5926
Fax: 434-791-5740
e-mail: cawilson@averett.edu
Press Box Phone: 434-251-5885
Mailing address: 420 West Main St.
Danville, Va. 24541
Athletic Web Site:
www.averettcougars.com

Series Information
Games Played - 11 (CNU leads 9-2)

All-time Series Results

at CNU 4-0, at Averett 5-1
Nov. 3, 2001 CNU W 45-0
Danville, Va.
Nov. 9, 2002 CNU W 27-0
POMOCO Stadium
Nov. 8, 2003 CNU W 22-13
Danville, Va.
Nov. 6, 2004 CNU W 41-14
POMOCO Stadium
Nov. 5, 2005 Averett W 38-30
Danville, Va.
Nov. 4, 2006 CNU W 41-31
POMOCO Stadium
Nov. 3, 2007 CNU W 45-14
Danville, Va.
Nov. 8, 2008 CNU W 19-13
POMOCO Stadium
Oct. 10, 2009 CNU W 43-12
Danville, Va.
Oct. 9, 2010 Averett W 17-9
POMOCO Stadium
Oct. 15, 2011 CNU W 23-14
Danville, Va.

N.C. Wesleyan



Head Coach
Mark Henninger

Game 8 - Sat. Oct. 27, 1:00
CNU leads series 5-3
Rocky Mount, N.C.

Location: Rocky Mount, N.C.
Enrollment: 1,350
President: Dr. Stanley Caine
Athletic Director: John Thompson
Conference: USA South
Nickname: Battling Bishops
Colors: Navy Blue & Vegas Gold
Stadium:
Northern Nash Football Complex
Capacity: 3,500
Head Coach: Mark Henninger
Phone: 252-985-5179

Sports Information

Director: Rikki Rich
Office Phone: 252-985-5271
Fax: 252-985-5252
e-mail: rrich@ncwc.edu
Press Box Phone: N/A
Mailing address:
3400 N. Wesleyan Blvd.
Rocky Mount, N.C. 27804
Athletic Web Site:
www.ncwcsports.com

Series Information
Games Played - 8 (CNU leads 5-3)

All-time Series Results

at CNU 1-2, at N.C. Wesleyan 4-1
Oct. 30, 2004 CNU W 47-10
Rocky Mount, N.C.
Oct. 29, 2005 CNU W 21-3
POMOCO Stadium
Oct. 28, 2006 NCW W 46-34
Rocky Mount, N.C.
Oct. 27, 2007 NCW W 42-32
POMOCO Stadium
Nov. 1, 2008 CNU W 27-26
Rocky Mount, N.C.
Oct. 17, 2009 NCW W 35-7
POMOCO Stadium
Oct. 16, 2010 CNU W 23-15
Rocky Mount, N.C.
Oct. 22, 2011 CNU W 51-33
POMOCO Stadium

Returning Statistical Leaders							
Rushing	GP	ATT	NET	AVG	TD	AVG/G	
Ke'Von White	10	173	820	4.7	7	82.0	
Kirkland Brown	10	46	116	2.5	4	11.6	
Passing	GP	Cmp-Att-Int	PCT	YDS	TD	AVG/G	
Kirkland Brown	10	114-217-14	52.5	1055	7	105.5	
Receiving	GP	REC	YDS	AVG	TD	AVG/G	
Anthony Terry	10	20	233	11.6	2	23.3	
Owen Hayden	10	26	219	8.4	1	21.9	
Defense	GP	SOLO	ASST	TOT.	TK/Loss	Sack	Int
Stefan Varner	10	47	19	66	5.0-9	0.0-0	1
Ervin Brown	10	22	20	42	3.0-8	1.0-6	0

2011 Results (3-7)			2012 Schedule		
September			September		
3	Hampden-Sydney	L 9-63	1	at Birmingham Southern	2:00
10	Randolph-Macon	L 7-15	8	Millsaps	1:00
17	Guliford	W 35-21	15	Huntingdon	6:00
October			29	N.C. Wesleyan*	1:00
1	N.C. Wesleyan*	L 0-29	October		
8	Greensboro*	W 42-21	6	Averett	1:00
15	Chris. Newport*	L 14-23	13	at Chris. Newport*	7:00
22	Maryville*	L 22-45	20	at Maryville*	2:00
29	Methodist*	W 28-21	27	Methodist*	1:00
November			November		
5	Shenandoah*	L 17-45	3	at Ferrum*	1:00
12	Ferrum*	L 25-33	10	at Greensboro*	1:00
*USA South Games Home Games in Bold					

Returning Statistical Leaders							
Rushing	GP	ATT	NET	AVG	TD	AVG/G	
Jacques Alston	10	136	639	4.7	8	63.9	
Jamal Smith	10	142	460	3.2	4	46.0	
Passing	GP	Cmp-Att-Int	PCT	YDS	TD	AVG/G	
John Jackson	9	123-187-5	65.8	1258	3	139.8	
Receiving	GP	REC	YDS	AVG	TD	AVG/G	
Greg Edwards	10	51	549	10.8	4	54.9	
Jamal Smith	10	26	177	6.8	0	17.7	
Defense	GP	SOLO	ASST	TOT.	TK/Loss	Sack	Int
James Wallace	10	38	27	65	10.0-44	3.0-24	0
Sam Smith	10	30	26	56	3.0-17	1.5-15	0

2011 Results (2-8)			2012 Schedule		
September			September		
3	at Ohio Northern	L 38-20	1	Ohio Northern	1:00
10	Hampden-Sydney	L 56-17	8	at Southern Virginia	7:00
24	at LaGrange	L 24-17	15	at Salisbury	1:00
October			29	at LaGrange	1:00
1	at Averett*	W 29-0	October		
8	Ferrum*	L 21-10	6	Methodist*	1:00
15	at Greensboro*	W 31-19	13	at Ferrum*	2:00
22	at Chris. Newport*	L 51-33	20	Greensboro*	1:00
29	Maryville*	L 23-16	27	Chris. Newport*	1:00
November			November		
5	at Methodist*	L 24-10	3	at Maryville*	1:30
12	Shenandoah*	L 28-7	10	Averett*	1:00
*USA South Games Home Games in Bold					

Greensboro



Head Coach
Bill Young

Game 9 - Sat. Nov. 3, 7:00
CNU leads series 11-0
Greensboro, N.C

Location: Greensboro, N.C.
Enrollment: 1,310
President: Dr. Lawrence Czarda
Athletic Director: Jean Lojko
Conference: USA South
Nickname: The Pride
Colors: Green, White & Silver
Stadium: Jemieson Stadium
Capacity: 10,000
Head Coach: Bill Young
Phone: 336-272-7102 ext. 272

Sports Information

Director: Mitch Fastenau
Office Phone: 336-272-7102 X. 335
Fax: 336-217-7237
e-mail:
mitchell.fastenau@greensborocollege.edu
Press Box Phone: 336-908-0723
Mailing address:
815 W. Market St.
Greensboro, N.C. 27410
Athletic Web Site:
www.greensborocollegesports.com

Series Information

Games Played - 11 (CNU leads 11-0)

All-time Series Results

at CNU 5-0, at Greensboro 6-0
Oct. 6, 2001 CNU W 35-10
Greensboro, N.C.
Oct. 12, 2002 CNU W 27-13
POMOCO Stadium
Oct. 11, 2003 CNU W 42-10
Greensboro, N.C.
Oct. 9, 2004 CNU W 31-7
POMOCO Stadium
Oct. 8, 2005 CNU W 28-15
Greensboro, N.C.
Oct. 7, 2006 CNU W 28-0
POMOCO Stadium
Oct. 6, 2007 CNU W 52-21
Greensboro, N.C.
Oct. 11, 2008 CNU W 40-7
POMOCO Stadium
Oct. 24, 2009 CNU W 14-7
Greensboro, N.C.
Oct. 23, 2010 CNU W 37-7
POMOCO Stadium
Oct. 29, 2011 CNU W 27-22
Greensboro, N.C.

Returning Statistical Leaders

Rushing	GP	ATT	NET	AVG	TD	AVG/G	
Ethan Smith	9	1	1	1.0	0	0.1	
Passing	GP	Cmp-Att-Int	PCT	YDS	TD	AVG/G	
Ryan Thronset	10	178-318-9	56.0	1529	9	152.9	
Receiving	GP	REC	YDS	AVG	TD	AVG/G	
Dexter Russell	8	67	770	11.5	2	96.2	
Tripp Honeycutt	9	28	182	6.5	4	20.2	
Defense	GP	SOLO	ASST	TOT.	TK/Loss	Sack	Int
Julian Cinotti	10	25	35	60	8.0-26	2.0-10	1
Travis Welch	10	25	33	58	5.0-4	0.0-0	0

2011 Results (0-10)

September		
3	Guilford	L 27-7
10	at Emory and Henry	L 38-0
17	at Apprentice School	L 9-7
October		
1	at Shenandoah*	L 30-7
8	at Averett*	L 42-21
15	N.C. Wesleyan*	L 31-19
22	at Ferrum*	L 66-23
29	Chris. Newport*	L 27-22
November		
5	at Maryville*	L 42-20
12	Methodist*	L 31-14

*USA South Games
Home Games in Bold

2012 Schedule

September		
1	at Guilford	7:00
8	at Bridgewater	1:00
15	Apprentice School	1:00
29	at Methodist*	1:00
October		
6	Maryville*	1:00
13	Averett*	1:00
20	at N.C. Wesleyan*	1:00
27	Ferrum*	1:00
November		
3	at Chris. Newport*	7:00
10	LaGrange*	1:00

Methodist



Head Coach
Dave Eavenson

Game 10 - Sat. Nov. 10, 7:00
CNU leads series 9-2
Fayetteville, N.C.

Location: Fayetteville, N.C.
Enrollment: 2,200
President: Dr. M. Elton Hendricks
Athletic Director: Bob McEvoy
Conference: USA South
Nickname: Monarchs
Colors: Green & Gold
Stadium: Monarch Stadium
Capacity: 1,000
Head Coach: Dave Eavenson
Phone: 910-630-7396

Sports Information

Director: Nate Jervey
Office Phone: 910-630-7172
Cell Phone: 910-916-0065
Fax: 910-630-7676
e-mail: sportsinfo@methodist.edu
Press Box Phone: 910-630-7310
Mailing address:
5400 Ramsey St.
Fayetteville, N.C. 28311
Athletic Web Site:
www.mumonarchs.com

Series Information

Games Played - 11 (CNU leads 9-2)

All-time Series Results

at CNU 5-0, at Methodist 4-2
Oct. 20, 2001 CNU W 41-27
POMOCO Stadium
Oct. 26, 2002 CNU W 20-9
Fayetteville, N.C.
Oct. 25, 2003 CNU W 49-0
POMOCO Stadium
Oct. 23, 2004 CNU W 24-10
Fayetteville, N.C.
Oct. 22, 2005 Methodist W 35-28
Fayetteville, N.C.
Oct. 21, 2006 CNU W 21-0
POMOCO Stadium
Oct. 20, 2007 CNU W 24-17
Fayetteville, N.C.
Oct. 25, 2008 CNU W 38-14
POMOCO Stadium
Nov. 9, 2009 Methodist W 10-9
Fayetteville, N.C.
Nov. 13, 2010 CNU W 49-10
POMOCO Stadium
Oct. 1, 2011 CNU W 26-14
Fayetteville, N.C.

Returning Statistical Leaders

Rushing	GP	ATT	NET	AVG	TD	AVG/G	
John Flanagan	10	129	469	3.6	5	46.9	
Max Mellon	9	40	165	4.1	0	18.3	
Passing	GP	Cmp-Att-Int	PCT	YDS	TD	AVG/G	
Max Reber	7	77-147-5	52.4	1004	7	143.4	
Receiving	GP	REC	YDS	AVG	TD	AVG/G	
Vaughn Cross	9	41	652	15.9	5	72.4	
James Bevans	10	12	196	16.3	1	19.6	
Defense	GP	SOLO	ASST	TOT.	TK/Loss	Sack	Int
Navahri Holden	10	51	32	83	9.5-27	1.5-4	2
Seth Sandlin	9	30	22	52	5.5-11	0.0-0	0

2011 Results (3-7)

September		
3	at Randolph-Macon	L 7-43
10	Guilford	W 40-22
24	Emory and Henry	L 27-34
October		
1	Chris. Newport*	L 14-26
8	at Maryville*	L 24-26
15	at Ferrum*	L 17-37
22	Shenandoah*	L 23-46
29	at Averett*	L 21-28
November		
5	N.C. Wesleyan*	W 24-10
12	at Greensboro*	W 31-14

2012 Schedule

September		
1	at Washington & Jefferson	1:00
8	at Guilford	7:00
15	at Emory and Henry	1:00
29	Greensboro*	1:00
October		
6	at N.C. Wesleyan*	1:00
13	Maryville*	1:00
20	Ferrum*	1:00
27	at LaGrange*	1:00
November		
3	Averett*	1:00
10	at Chris. Newport*	7:00



POMOCO Stadium debuted in 2001, along with the Christopher Newport football program, and played host to CNU's first game in history, against Salisbury on Sept. 1, 2001.

Although the official capacity is listed at 4,200, a total of 6,135 crammed their way in through the use of portable stands and standing room to watch that initial contest. The Captains averaged 4,630 in 2001, ranking ninth in NCAA Division III attendance, and sold out all four home games. In 2002, they averaged 3,948 per game, including one in very inclement weather, and ranked eighth in Division III.

In 2003 the stadium project was completed with the addition of brick facade,

permanent concession stands and rest rooms, a large press box and beautiful President's Suite.

POMOCO Stadium has one of the finest grass playing surfaces in the South and has already been host to summer camps featuring many NFL players.

The 2011 season was an historic year in Captains' football history as POMOCO Stadium featured lights for the first time. Eventually, CNU finished seventh in the nation in attendance, marking a new all-time high.

POMOCO Stadium Records

Individual Records

Most Rushes

35 Tunde Ogun, CNU, vs. FerrumNov. 15, 2008

Longest Rush

88 Ramarcus Baylor, CNU, vs. Shenandoah Sept. 29, 2007

Rushing Yardage

254 Tunde Ogun, CNU, vs. Methodist Oct. 6, 2008

Rushing Touchdowns

3 Mario Marin, CNU vs. Methodist Oct. 20, 2001

3 Mario Marin, CNU vs. Chowan Oct. 18, 2003

3 Mike Thomas, CNU, vs. Shenandoah Sept. 27, 2007

3 Tunde Ogun, CNU, vs. Methodist Oct. 6, 2008

3 Keith Gaines, CNU, vs. Methodist Oct. 13, 2010

Passing Attempts

40 Mike Orihel, Rowan Sept. 4, 2004

Pass Completions

29 Mike Orihel, Rowan Sept. 4, 2004

Longest Pass Completion

85 Phillip Jones to Roland Hilliard, CNU vs. MuhlenbergNov. 22, 2003

Most Yards Passing

372 Mike Orihel, Rowan Sept. 4, 2004

Touchdown Passes

5 Mike Orihel, Rowan Sept. 4, 2004

Most Passes Caught

12 Chris Peoples, Methodist Oct. 26, 2008

Longest Pass Reception

85 Roland Hilliard from Phillip Jones, CNU vs. MuhlenbergNov. 22, 2003

Most Yards Gained Receiving

272 Jesse Bradshaw, CNU, vs. N.C. Wesleyan Oct. 27, 2007

Longest Punt

68 Phillip Jones, CNU vs. Methodist Oct. 20, 2001

Longest Punt Return

67 Kentel Noel, CNU vs. Greensboro Oct. 23, 2010

Longest Kickoff Return

73 Rob Rodriguez, CNU vs. Methodist Oct. 25, 2003

Longest Field Goal

43 Brad Scott, Averett Oct. 9, 2010

TEAM

Most Rushing Attempts

66 Bridgewater vs. CNUNov. 29, 2003

Most Rushing Yards

400 Salisbury vs. CNU Sept. 15, 2007

Most Passing Attempts

46 Rowan Sept. 4, 2004

Most Passing Completions

29 Rowan Sept. 4, 2004

Most Yards Passing

372 Rowan Sept. 4, 2004

Total Offense

567 CNU vs. Shenandoah Sept. 27, 2007

Scoring

55 CNU vs. Ferrum Nov. 11, 2006

Most Touchdowns

7 CNU vs. Methodist Oct. 25, 2003

7 CNU vs. Methodist Nov. 13, 2010

Fewest Points Allowed

0 CNU vs. Averett Nov. 9, 2002

0 CNU vs. Shenandoah Oct. 4, 2003

0 CNU vs. Methodist Oct. 25, 2003

0 CNU vs. Greensboro Oct. 7, 2006

0 CNU vs. Methodist Oct. 21, 2006

0 CNU vs. Shenandoah Sept. 27, 2007



POMOCO Stadium's Perry Press Box

POMOCO Stadium History

2001	Date	Opponent	Score	Atten.
	9/1	Salisbury	6-21	6,135
	9/29	Shenandoah	24-27 OT	3,703
	10/13	Chowan	21-15	4,526
	10/20	Methodist	41-27	4,155
2002				
	9/14	Randolph-Macon	21-19	4,861
	9/21	Rowan	7-34	4,744
	10/12	Greensboro	27-13	3,046
	11/9	Averett	27-0	3,947
	11/16	Ferrum	35-7	3,144
2003				
	9/27	Bridgewater	16-12	3,366
	10/4	Shenandoah	21-0	4,016
	10/18	Chowan	31-7	2,733
	10/25	Methodist	49-0	3,578
	11/22	Muhlenberg*	24-20	2,589
	11/29	Bridgewater*	3-26	3,121
2004				
	9/4	Rowan	32-33	4,163
	9/11	McDaniel	18-15	5,173
	10/9	Greensboro	31-7	3,017
	11/6	Averett	41-14	3,364
	11/13	Ferrum	16-9	4,291
2005				
	9/3	Rowan	14-21	3,922
	9/10	Maryville	53-2	5,036
	9/17	Salisbury	24-44	3,411
	10/1	Shenandoah	30-14	3,425
	10/15	Chowan	47-26	4,190
	10/29	N.C. Wesleyan	21-3	3,129
2006				
	9/9	Mary Hardin-Baylor	15-10	5,584
	10/7	Greensboro	28-0	2,071
	10/21	Methodist	21-0	3,796
	11/4	Averett	41-31	3,491
	11/11	Ferrum	55-7	3,883
	11/18	Wash. & Jeff.*	23-27	3,092
2007				
	9/1	Rowan	23-17	3284
	9/15	Salisbury	21-35	4829
	9/27	Shenandoah	42-0	3167
	10/13	Maryville	27-13	3097
	10/27	N.C. Wesleyan	32-42	4201
2008				
	10/4	Greensboro	40-7	5016
	10/25	Methodist	38-14	2469
	11/8	Averett	19-13	3160
	11/15	Ferrum	13-10	3525
2009				
	9/19	Salisbury	27-21	5265
	9/15	Wilkes	17-24	3017
	10/3	Shenandoah	30-27	3339
	10/17	N.C. Wesleyan	7-35	3992
	11/7	Maryville	14-21	3019
2010				
	9/4	Wesley	6-34	3932
	10/9	Averett	9-17	5025
	10/23	Greensboro	37-7	2037
	10/30	Ferrum	27-21	3517
	11/13	Methodist	49-10	2378
2011				
	9/3	Waynesburg	12-7	3424
	9/17	Salisbury	23-27	5868
	10/8	Shenandoah	27-20	4589
	10/22	N.C. Wesleyan	51-33	6141
	11/12	Maryville	45-20	2538

All-time home record: 39-16


*NCAA Playoff games

CNU's Year-By-Year Attendance

Year	No. Games	Attendance	Average	National Rank
2001	4	18,519	4,630	9th
2002	5	19,742	3,948	8th
2003	6	19,403	3,234	20th
2004	5	20,008	4,002	10th
2005	6	23,113	3,852	9th
2006	6	21,917	3,652	14th
2007	5	18,578	3,716	17th
2008	4	14,170	3,543	15th
2009	5	18,632	3,726	10th
2010	5	16,889	3,378	22nd
2011	5	22,560	4,512	7th
Total	56	213,531	3,835	

Top 10 Largest Crowds at POMOCO Stadium

Date	Opponent	Score	Atten.
10/22/11	N.C. Wesleyan	51-33	6,141
9/1/01	Salisbury	6-21	6,135
9/17/11	Salisbury	23-27	5,868
9/9/06	Mary Hardin-Baylor	15-10	5,584
9/19/09	Salisbury	27-21	5,265
9/11/04	McDaniel	18-15	5,173
10/11/08	Greensboro	40-7	5,016
9/10/05	Maryville	53-2	5,036
10/9/10	Averett	9-17	5,025
9/14/02	Randolph-Macon	21-10	4,861



Directions to POMOCO Stadium

From Chesapeake, Suffolk and Portsmouth

Follow routes to the Monitor-Merrimack Bridge Tunnel (I-664). Cross the tunnel into Newport News and take Exit 5 to 35th Street and Warwick Blvd. (Route 60 West). After about five miles on Warwick Blvd. (Route 60) make a left turn on Avenue of the Arts. Follow that to a traffic circle and go 3/4 of the way around to Shoe La. Make the first right turn, on Moore's La., which runs right behind the stadium.

From Norfolk and Virginia Beach

Take I-64 West across the Hampton Roads Bridge Tunnel. About 10 miles west of the tunnel take Exit 258B (Route 17 South, J. Clyde Morris Blvd.). Continue on J. Clyde Morris Blvd. to Warwick Blvd. Go straight ahead and follow the directions above beginning with Avenue of the Arts.

From Richmond and Northern Virginia

Take I-64 East. Exit at Exit 258 A (Route 17 South, J. Clyde Morris Blvd). Continue on J. Clyde Morris Blvd. to Warwick Blvd. Go straight ahead and follow the directions in the top paragraph beginning with Avenue of the Arts.

From Northwestern Virginia

Travel to I-95 South the head South around Richmond on I-295 until it meets I-64. Then take I 64 East. Exit at Exit 258 A (Route 17 South, J. Clyde Morris Blvd). Continue on J. Clyde Morris Blvd. to Warwick Blvd. Go straight ahead and follow the directions in the top paragraph beginning with Avenue of the Arts.

From Western Virginia

Depending upon your location travel to I-81 North until it meets I-64 East and then follow I-64 around Richmond (you may elect to take the by-pass I-295 in case of heavy traffic in downtown Richmond). Then take I 64 East. Exit at Exit 258 A (Route 17 South, J. Clyde Morris Blvd). Continue on J. Clyde Morris Blvd. to Warwick Blvd. Go straight ahead and follow the directions in the top paragraph beginning with Avenue of the Arts.

If you are nearer to U.S. 58, take it East until it meets I-664 heading toward the Monitor Merrimack Bridge Tunnel. Cross the tunnel into Newport News and take Exit 5 to 35th Street and Warwick Blvd. (Route 60 West). After about five miles on Warwick Blvd. (Route 60) make a left turn on Avenue of the Arts. Follow that to a traffic circle and go 3/4 of the way around to Shoe La. Make the first right turn, on Moore's La., which runs right behind the stadium.

What a difference just a few minutes make.

Timing is everything in life, they say, and the same can be said in the game of football. A perfectly good effort can be ruined in the blink of an eye.

It can be argued that a mere three or four minutes of game action turned three Christopher Newport University football games completely around in 2011. They just happened to be the only three games the Captains lost all season.

"Looking back on the season I really thought we played solid football except for three or four minutes here and there," Head Coach Matt Kelchner said. "It goes to show you how small lapses can define a season."

Heading into the 2011 season, it was difficult to predict how things would go for the CNU football team. The Captains were coming off just a 6-5 season in 2010, but still managed to advance to the NCAA Tournament by going 6-1 in USA South play and winning the league title.

Only 16 seniors returned to the Captains for 2011, and there seemed to be a general feeling that younger players and newcomers would need to help carry the load more than ever. CNU had a good group of upper classmen, but there weren't any superstars.

"Heading into training camp, there were a lot of spots up for grabs," Kelchner said. "We had a good nucleus...a solid group of returning players, but it was clear some new faces were going to make a difference."

As it would turn out, in addition to the youth of the squad, for the second straight year injuries would plague the Captains. Not only would Kelchner's team have to overcome being inexperienced in spots, they would also have to fill numerous gaps left by injured starters.

The season started with two games against new opponents, a home game with Waynesburg (PA) and a road trip to first-year program Stevenson (MD). The Captains then would host Salisbury in the first night game ever at POMOCO Stadium before beginning USA South Conference play.

The opener with Waynesburg was a defensive struggle. Following a scoreless first half, the Captains scored two third quarter touchdowns on runs by sophomore Markeese Stovall and held off the Yellow Jackets, 12-7. Stovall rushed for 170 yards and quickly grabbed the spotlight on offense.

In Week 2 at Stevenson, things didn't go as well. The Captains, playing in the Mustangs first home game ever, fell behind, 30-21, early in the fourth quarter...only to battle back and grab the lead, 33-30, with a minute left. Stevenson rallied and tied the game in the final seconds on a field goal to force overtime. In the second overtime, after CNU had grabbed a 43-40 lead, Stevenson won the game with a touchdown pass, 46-43, to even the Captains record at 1-1. The 89 points scored marked the highest-scoring game in CNU football history.

The final minutes at Stevenson would be the first

Mike King



short lapse in play to hurt the Captains. CNU didn't have time to dwell on the road loss, because in Week 3, the Captains would play a game with historical significance.

Christopher Newport hosted Salisbury at POMOCO Stadium on September 17th in the first home night game ever. A near-record crowd of 5,868 watched the Captains jump to a 23-13 fourth quarter lead. Tragically, another short lapse would cost the Captains.

The Sea Gulls scored two late touchdowns, both on passes and one of 73 yards, to beat CNU, 27-23. Christopher Newport would head into an off weekend with a 1-2 non-conference start, with both losses coming late in games the Captains could have easily won.

"We were doing a lot of things right...we were playing hard, working hard in practice," Kelchner continued. "We had to shake off the two losses and get ready for conference play."

On the first day of October, the Captains traveled to Fayetteville, North Carolina, for the USA South opener at Methodist. The day didn't start well as junior quarterback Christian Woelfel-Monsivais suffered a first quarter injury and was replaced by sophomore Lyndon Garner. Garner led the Captains to a 26-0 lead before the Monarchs rallied in the final minutes. This time, a late lapse by the Captains wouldn't hurt them as CNU held on to win, 26-14.

The win would start a roll for the Captains that would last the rest of the regular season. Christopher Newport went on to win a home battle with Shenandoah in overtime, 27-20, and then took a hard-fought 23-14 road win at Averett.

CNU blew out North Carolina Wesleyan at POMOCO Stadium, 51-33, for the Captains fourth-straight victory. The game marked a new attendance record at POMOCO with 6,141 fans in attendance during Homecoming and Family Weekend. The win pulled the Captains into a first-place tie with Ferrum in the USA South standings at 4-0.

Christopher Newport ended a perfect month of October with a trip to Greensboro, pulling out a 27-22

win. The Captains suffered another injury at quarterback, as Lyndon Garner went down and was replaced by junior Aaron Edwards, who completed 6 of 7 passes enabling the Captains to hang on.

November began with a first-place showdown at Ferrum, and due to injuries, the Captains third-string quarterback, Aaron Edwards, took the helm. Edwards responded with an amazing performance against the Panthers, throwing four touchdown passes to lead CNU to a 48-30 win. The victory sealed the Captains' USA South Championship, but was also costly as running back Markeese Stovall was lost to a season-ending ankle injury. Sophomore Evan Moog took over and rushed for 140 yards and two scores.

The Captains closed out the regular season with a 45-20 home win over Maryville, as Edwards again was spectacular, throwing three more touchdown passes. Christopher Newport completed a perfect 7-0 season in the USA South with the win, marking the second time in program history the Captains sailed through the league schedule undefeated.

The USA South Championship enabled the Captains to advance to the NCAA Tournament for the 8th time in the 11-year history of the program. CNU's turnaround season would see them go from a 1-2 start to an 8-2 final record and a trip to Union, New Jersey, to play Kean in the NCAA's.

The seven-game winning streak to complete the regular season ended with a 34-10 loss at Kean in another game that featured a CNU lapse. The Captains trailed, 14-7, late in the first half when several errors in quick succession allowed Kean to score three touchdowns in final 1:23 of the second quarter, essentially putting the game out of reach.

"If you pull those three stretches out of our 2011 season, it's hard to imagine just how great we could have been," Kelchner continued. "We were a steady, solid group for the most part. Overall, we accomplished a great deal...I'm very proud of how hard we worked and what we got done."

Christopher Newport finished with an 8-3 overall record. Kelchner was honored with the USA South Coach of the Year Award for the sixth time in 11 seasons. In all, 17 CNU players were honored with USA South all-conference nods.

Individually, CNU was led on offense by sophomore Markeese Stovall, who rushed for 970 yards in 9 games (107.8 yards per game) and 11 touchdowns. Freshman receiver Rudy Rudolph caught 25 passes for 621 yards (69 yards per game) and 7 scores. On defense, senior Mike King led the squad in tackles with 73 total stops.

Christopher Newport finished 7th in the nation in attendance in 2011, thanks partly to playing three of five home games under the newly-installed lights at POMOCO Stadium. CNU averaged 4,512 fans in its five home games.

The 8-3 final record gives the Captains an 11-year all-time mark of 76-40 for a winning percentage of .655. CNU is now 61-12 all-time in USA South play for a .836 conference winning percentage, and the Captains will carry a 12-game conference winning streak into the 2012 season.

Game Results

Date	Opponent		Score	Overall	USA South	Attend
Sep 3, 2011	Waynesburg	W	12-7	1-0-0	0-0-0	3424
Sep 10, 2011	Stevenson		45-46 L	1-1-0	0-0-0	3500
Sep 17, 2011	Salisbury		23-27 L	1-2-0	0-0-0	5868
Oct 1, 2011	*Methodist	W	26-14	2-2-0	1-0-0	787
Oct 8, 2011	*Shenandoah	W	27-20	3-2-0	2-0-0	4589
Oct 15, 2011	*Averett	W	23-14	4-2-0	3-0-0	312
Oct 22, 2011	*N.C. Wesleyan	W	51-33	5-2-0	4-0-0	6141
Oct. 29, 2011	*Greensboro	W	27-22	6-2-0	5-0-0	795
Nov. 5, 2011	*Ferrum	W	48-30	7-2-0	6-0-0	3758
Nov. 12, 2011	*Maryville	W	45-20	8-2-0	7-0-0	2538
#Nov. 19, 2011	#Kean		10-34 L	8-3-0	7-0-0	3943

*USA South game
#NCAA Playoff game

TEAM STATISTICS

	CNU	OPP
SCORING	335	267
Points Per Game	30.5	24.3
FIRST DOWNS	217	183
Rushing	105	68
Passing	100	98
Penalty	12	17
RUSHING YARDAGE	2279	1534
Yards gained rushing	2503	1761
Yards lost rushing	224	227
Rushing Attempts	534	369
Average Per Rush	4.3	4.2
TDs Rushing	26	19
PASSING YARDAGE	2159	2029
Comp-Att-Int	147-251-10	189-345-13
Average Per Pass	8.6	5.9
Average Per Catch	14.7	10.7
Average Per Game	196.3	184.5
TDs Passing	15	16
TOTAL OFFENSE	4438	3563
Total Plays	785	714
Average Per Play	5.7	5.0
Average Per Game	403.5	323.9
KICK RETURNS: #-Yards	39-655	58-1173
PUNT RETURNS: #-Yards	25-203	17-122
INT RETURNS: #-Yards	13-66	10-150
KICK RETURN AVERAGE	16.8	20.2
PUNT RETURN AVERAGE	13.5	7.2
INT RETURN AVERAGE	5.1	15.0
FUMBLES-LOST	21-12	24-15
PENALTIES-Yards	64-628	58-515
Average Per Game	57.1	46.8
PUNTS-Yards	49-1671	57-1994
Average Per Punt	34.1	35.0
Net punt average	30.4	30.7
TIME OF POSSESSION/Game	33:37	26:18
3RD-DOWN Conversions	70/162	51/154
3rd-Down Pct	43%	33%
4TH-DOWN Conversions	11/23	11/26
4th-Down Pct	48%	42%
SACKS BY-Yards	14-68	11-45
MISC YARDS	0	13
TOUCHDOWNS SCORED	42	37
FIELD GOALS-ATTEMPTS	16-18	6-9
ON-SIDE KICKS	4-4	3-6
RED-ZONE SCORES	41-53 77%	30-35 86%
RED-ZONE TOUCHDOWNS	29-53 55%	25-35 71%
PAT-ATTEMPTS	33-38 87%	25-31 81%
ATTENDANCE		
Games/Avg Per Game	22560	13095

Score by quarters	1st	2nd	3rd	4th	Total
Christopher Newport	56	93	103	66	335
Opponents	65	54	24	111	267

RUSHING	GP	Att	Gain	Loss	Net	Avg	TD	Long	Avg/G
STOVALL, Markeese	9	207	1029	59	970	4.7	11	62	107.8
MORRAST, Marcus	11	110	591	35	556	5.1	2	33	50.5
MOOG, Evan	11	116	538	19	519	4.5	8	46	47.2
NOEL, Kentel	9	24	152	8	144	6.0	1	15	16.0
WILLIAMS, Justin	2	8	41	0	41	5.1	0	12	20.5
REAVES, Melkim	2	4	24	0	24	6.0	0	8	12.0
WOELFEL-MONSIV.	4	19	39	16	23	1.2	2	9	5.8
GARNER, Lyndon	8	22	55	33	22	1.0	1	13	2.8
DRISKILL, Steele	9	3	14	0	14	4.7	0	10	1.6
RUDOLPH, Rudy	9	2	12	0	12	6.0	0	11	1.3
NEUMANN, Kyle	2	1	0	3	-3	-3.0	0	0	-1.5
EPPS, Antonio	11	2	0	9	-9	-4.5	0	0	-0.8
EDWARDS, Aaron	4	8	8	18	-10	-1.2	1	5	-2.5
TEAM	7	7	0	12	-12	-1.7	0	0	-1.7
DENUEL, Stephen	11	1	0	12	-12	-12.0	0	0	-1.1
Total.....	11	534	2503	224	2279	4.3	26	62	207.2
Opponents.....	11	369	1761	227	1534	4.2	19	72	139.5

PASSING	GP	Effic	Cmp-Att-Int	Pct	Yards	TD	Long	Avg/G
GARNER, Lyndon	8	150.9	53-89-3	59.6	804	6	85	100.5
EDWARDS, Aaron	4	154.7	54-83-6	65.1	754	7	74	188.5
WOELFEL-MONSIV.	4	104.5	33-67-1	49.3	425	1	70	106.2
MORRAST, Marcus	11	278.7	7-9-0	77.8	176	1	49	16.0
NEUMANN, Kyle	2	0.0	0-1-0	0.0	0	0	0	0.0
EPPS, Antonio	11	0.0	0-1-0	0.0	0	0	0	0.0
TEAM	7	0.0	0-1-0	0.0	0	0	0	0.0
Total.....	11	142.6	147-251-10	58.6	2159	15	85	196.3
Opponents.....	11	112.0	189-345-13	54.8	2029	16	73	184.5

RECEIVING	GP	No.	Yards	Avg	TD	Long	Avg/G
EPPS, Antonio	11	38	397	10.4	3	36	36.1
NOEL, Kentel	9	32	398	12.4	1	70	44.2
RUDOLPH, Rudy	9	25	621	24.8	7	85	69.0
REIDELBACH, Ju.	11	17	268	15.8	1	41	24.4
COINER, Chris	10	14	274	19.6	2	74	27.4
STEVENS, Zack	11	7	67	9.6	0	17	6.1
PEARCE, David	9	7	61	8.7	0	15	6.8
AILSTOCK, Miles	10	5	47	9.4	1	14	4.7
ATKINSON, Mich.	4	1	6	6.0	0	6	1.5
GARNER, Lyndon	8	1	1	1.0	0	1	0.1
MORRAST, Marcus	11	0	19	0.0	0	0	1.7
Total.....	11	147	2159	14.7	15	85	196.3
Opponents.....	11	189	2029	10.7	16	73	184.5

PUNT RETURNS	No.	Yards	Avg	TD	Long
NOEL, Kentel	8	111	13.9	0	36
MORRAST, Marcus	5	54	10.8	0	34
BRITT, Derek	1	17	17.0	0	0
TEAM	1	16	16.0	0	0
HARRIS, Tyshawn	0	5	0.0	0	5
Total.....	15	203	13.5	0	36
Opponents.....	17	122	7.2	0	57



2011 STATISTICS

INTERCEPTIONS	No.	Yds	Avg	TD	Long
BRITT, Derek	3	27	9.0	0	19
LEWIS, Daniel	2	6	3.0	0	6
WASHBURN, Dayn	2	-1	-0.5	0	1
JACKSON, Dorion	1	5	5.0	0	5
MILLS, Marvin	1	0	0.0	0	0
JONES, Malcom	1	-5	-5.0	0	0
RICKS, Justin	1	20	20.0	0	20
CONNER, Wayne	1	0	0.0	0	0
RUCKMAN, Micha.	1	14	14.0	0	14
Total.....	13	66	5.1	0	20
Opponents.....	10	150	15.0	1	47

KICK RETURNS	No.	Yds	Avg	TD	Long
MORRAST, Marcus	18	393	21.8	0	37
HARRIS, Tyshawn	6	87	14.5	0	24
AILSTOCK, Miles	5	49	9.8	0	16
WILLIAMS, Just.	2	64	32.0	0	41
NOEL, Kentel	2	10	5.0	0	10
MOOG, Evan	2	19	9.5	0	13
LAUNDER, Jared	1	0	0.0	0	0
MILLS, Marvin	1	31	31.0	0	31
JACKSON, Dorion	1	0	0.0	0	0
COINER, Chris	1	2	2.0	0	2
Total.....	39	655	16.8	0	41
Opponents.....	58	1173	20.2	1	96

FUMBLE RETURNS	No.	Yds	Avg	TD	Long
NAVARRO, Justin	1	24	24.0	1	24
Total.....	1	24	24.0	1	24
Opponents.....	0	0	0.0	0	0

SCORING	TD	FGs	-----PATs-----					DXP	Saf	Points
			Kick	Rush	Rcv	Pass				
DENUEL, Stephen	0	16-18	32-37	0-0	0	0-0	0	0	80	
STOVALL, Marke.	11	0-0	0-0	0-0	0	0-0	0	0	66	
MOOG, Evan	8	0-0	0-0	0-0	0	0-0	0	0	48	
RUDOLPH, Rudy	7	0-0	0-0	0-0	0	0-0	0	0	42	
EPPS, Antonio	3	0-0	0-0	0-0	0	0-0	0	0	18	
COINER, Chris	2	0-0	0-0	0-0	0	0-0	0	0	12	
NOEL, Kentel	2	0-0	0-0	0-0	0	0-0	0	0	12	
WOELFEL-MONSIV.	2	0-0	0-0	0-0	0	1-2	0	0	12	
MORRAST, Marcus	2	0-0	0-0	0-0	0	0-0	0	0	12	
REIDELBACH, Ju.	1	0-0	0-0	0-0	1	0-0	0	0	8	
EDWARDS, Aaron	1	0-0	0-0	0-0	0	0-0	0	0	6	
AILSTOCK, Miles	1	0-0	0-0	0-0	0	0-0	0	0	6	
GARNER, Lyndon	1	0-0	0-0	0-0	0	0-0	0	0	6	
NAVARRO, Justin	1	0-0	0-0	0-0	0	0-0	0	0	6	
HENDERSON, Nick	0	0-0	1-1	0-0	0	0-0	0	0	1	
LAUNDER, Jared	0	0-0	0-0	0-0	0	0-2	0	0	0	
Total.....	42	16-18	33-38	0-0	1	1-4	0	0	335	
Opponents.....	37	6-9	25-31	1-3	0	0-2	0	0	267	

TOTAL OFFENSE	GP	Plays	Rush	Pass	Total	Avg/G
STOVALL, Marke.	9	207	970	0	970	107.8
GARNER, Lyndon	8	111	22	804	826	103.2
EDWARDS, Aaron	4	91	-10	754	744	186.0
MORRAST, Marcus	11	119	556	176	732	66.5
MOOG, Evan	11	116	519	0	519	47.2
WOELFEL-MONSIV.	4	86	23	425	448	112.0
NOEL, Kentel	9	24	144	0	144	16.0
WILLIAMS, Just.	2	8	41	0	41	20.5
REAVES, Melkim	2	4	24	0	24	12.0
DRISKILL, Stee.	9	3	14	0	14	1.6
RUDOLPH, Rudy	9	2	12	0	12	1.3
NEUMANN, Kyle	2	2	-3	0	-3	-1.5
EPPS, Antonio	11	3	-9	0	-9	-0.8
DENUEL, Stephen	11	1	-12	0	-12	-1.1
TEAM	7	8	-12	0	-12	-1.7
Total.....	11	785	2279	2159	4438	403.5
Opponents.....	11	714	1534	2029	3563	323.9

FIELD GOALS	FGM-FGA	Pct	01-19	20-29	30-39	40-49	50+	Lg	Blk
DENUEL, Stephen	16-18	88.9	1-1	4-5	7-8	4-4	0-0	46	1

FG SEQUENCE	CNU	Opp
Waynesburg	-	23
Stevenson	(34),(31),(31),(19),(21)	(26),(37)
Salisbury	(24)	-
Methodist	24	-
Shenandoah	(31),(43)	-
Averett	(40),30	41
N.C. Wesleyan	(37),(46),(35)	-
Greensboro College	(45),(32)	(23)
Ferrum	-	(34)
Maryville	(26)	(20),35,(44)
Kean University	(29)	-

Numbers in (parentheses) indicate field goal was made.

PUNTING	No.	Yards	Avg	Long	TB	FC	I20	50+	Blkd
DENUEL, Stephen	43	1461	34.0	46	2	7	12	0	0
WOELFEL-MONSIV.	6	210	35.0	50	1	0	0	1	0
Total.....	49	1671	34.1	50	3	7	12	1	0
Opponents.....	57	1994	35.0	58	2	8	15	1	2

KICKOFFS	No.	Yards	Avg	TB	OB	Ret	Net	YdLn
DENUEL, Stephen	37	2097	56.7	1	0			
HENDERSON, Nick	23	1164	50.6	0	2			
Total.....	60	3261	54.3	1	2	20.2	34.5	35
Opponents.....	45	2370	52.7	2	4	16.8	37.2	32

ALL PURPOSE	GP	Rush	Rcv	PR	KR	IR	Total	Avg/G
MORRAST, Marcus	11	556	19	54	393	0	1022	92.9
STOVALL, Marke.	9	970	0	0	0	0	970	107.8
NOEL, Kentel	9	144	398	111	10	0	663	73.7
RUDOLPH, Rudy	9	12	621	0	0	0	633	70.3
MOOG, Evan	11	519	0	0	19	0	538	48.9
EPPS, Antonio	11	-9	397	0	0	0	388	35.3
COINER, Chris	10	0	274	0	2	0	276	27.6
REIDELBACH, Ju.	11	0	268	0	0	0	268	24.4
WILLIAMS, Just.	2	41	0	0	64	0	105	52.5
AILSTOCK, Miles	10	0	47	0	49	0	96	9.6
HARRIS, Tyshawn	11	0	0	5	87	0	92	8.4
STEVENS, Zack	11	0	67	0	0	0	67	6.1
PEARCE, David	9	0	61	0	0	0	61	6.8
BRITT, Derek	11	0	0	17	0	27	44	4.0
MILLS, Marvin	11	0	0	0	31	0	31	2.8
REAVES, Melkim	2	24	0	0	0	0	24	12.0
WOELFEL-MONSIV.	4	23	0	0	0	0	23	5.8
GARNER, Lyndon	8	22	1	0	0	0	23	2.9
RICKS, Justin	7	0	0	0	0	20	20	2.9
DRISKILL, Stee.	9	14	0	0	0	0	14	1.6
RUCKMAN, Micha.	11	0	0	0	0	14	14	1.3
ATKINSON, Mich.	4	0	6	0	0	0	6	1.5
LEWIS, Daniel	11	0	0	0	0	6	6	0.5
JACKSON, Dorion	11	0	0	0	0	5	5	0.5
TEAM	7	-12	0	16	0	0	4	0.6
WASHBURN, Dayn	11	0	0	0	0	-1	-1	-0.1
NEUMANN, Kyle	2	-3	0	0	0	0	-3	-1.5
JONES, Malcom	11	0	0	0	0	-5	-5	-0.5
EDWARDS, Aaron	4	-10	0	0	0	0	-10	-2.5
DENUEL, Stephen	11	-12	0	0	0	0	-12	-1.1
Total.....	11	2279	2159	203	655	66	5362	487.5
Opponents.....	11	1534	2029	122	1173	150	5008	455.3

2011 DEFENSIVE STATISTICS



DEFENSIVE LEADERS	GP	Tackles				TFL-Yds	-Sacks- No-Yds	----Pass Def-----			---Fumbles---		Blkd Kick	Saf
		Solo	Ast	Total				Int-Yds	BU	Qbh	Rcv-Yds	FF		
32 KING, Mike	9	33	40	73	7.0-22	2.0-13	--	2	1	1-0	1	--	--	
51 LEWIS, Daniel	11	33	22	55	3.5-14	2.0-12	2-6	2	1	1	--	--	--	
48 PORTELL, Tyler	9	19	32	51	5.5-8	--	--	--	1	--	--	--	--	
42 BRITT, Derek	11	30	20	50	0.5-1	--	3-27	7	--	--	--	1	--	
25 JONES, Malcom	11	22	27	49	8.0-37	1.5-4	1-5	2	--	--	1	1	--	
23 JACKSON, Dorion	11	26	21	47	3.0-7	0.5-4	1-5	3	4	1-0	--	--	--	
54 WASHBURN, Dayn	11	17	27	44	8.5-18	3.5-10	2--1	4	6	3-0	2	--	--	
28 CONNER, Wayne	11	19	22	41	--	--	1-0	5	--	1-0	1	--	--	
36 RUCKMAN, Micha.	11	26	14	40	5.5-25	--	1-14	7	1	--	--	--	--	
94 BRESNAN, Paul	11	18	19	37	5.5-13	1.0-4	--	2	--	1-0	1	--	--	
9 MILLS, Marvin	11	19	9	28	1.0-2	--	1-0	9	--	1-0	1	--	--	
52 CHATMON, Dequan	8	14	12	26	0.5-3	--	--	--	--	--	--	--	--	
20 NAVARRO, Justin	10	13	12	25	5.5-27	2.5-18	--	1	--	1-24	2	--	--	
44 BOWEN, Daniel	9	10	12	22	1.0-1	--	--	2	--	--	1	--	--	
27 HARRIS, Tyshawn	11	12	2	14	--	--	--	--	--	--	--	--	--	
43 CIESLEWICZ, Ch.	10	6	6	12	--	--	--	--	--	--	--	--	--	
98 FOWLER, Terrell	11	5	7	12	--	--	--	--	--	--	--	--	--	
91 COPENING, Shaun	6	8	2	10	1.0-1	--	--	--	--	--	--	--	--	
21 RICKS, Justin	7	3	5	8	--	--	1-20	1	--	--	--	--	--	
35 AILSTOCK, Miles	10	1	6	7	--	--	--	--	--	--	--	--	--	
53 ROTH, Chris	6	3	4	7	--	--	--	--	--	--	--	--	--	
90 RIVERS, Kendal	9	4	2	6	0.5-0	--	--	--	1	--	1	1	--	
92 GARNER, Hakeem	5	4	1	5	1.0-3	1.0-3	--	--	--	--	1	--	--	
34 SCHMETZER, A.J.	7	2	3	5	--	--	--	--	--	--	--	--	--	
31 LAUNDER, Jared	10	1	3	4	--	--	--	--	--	--	--	--	--	
2B PARKER, Akeem	8	2	2	4	--	--	--	--	--	--	--	--	--	
24 DRISKILL, Stee.	9	1	2	3	--	--	--	--	--	--	--	--	--	
22 MOOG, Evan	11	1	2	3	--	--	--	--	--	1-0	1	--	--	
93 MANUEL, Justin	5	.	3	3	0.5-0	--	--	--	--	--	--	--	--	
40 CAPEL, Daz	4	.	3	3	--	--	--	--	--	--	--	--	--	
80 ROBINSON, Paul	3	2	1	3	--	--	--	--	--	--	--	--	--	
52 CHATMON, Dequa.	1	.	2	2	--	--	--	--	--	--	--	--	--	
39 HENDERSON, Nick	6	2	.	2	--	--	--	--	--	--	--	--	--	
55 DAVIS, Robert	7	.	2	2	--	--	--	--	--	--	--	--	--	
30 WOLFF, Joey	2	1	1	2	--	--	--	--	--	--	--	--	--	
46 BRUCE, Thayne	5	1	1	2	--	--	--	--	--	--	--	--	--	
81 COINER, Chris	10	2	.	2	--	--	--	--	--	--	--	--	--	
74 MEREDITH, Mich.	11	.	1	1	--	--	--	--	--	--	--	--	--	
91 CANALES, Carlos	1	.	1	1	--	--	--	--	--	--	--	--	--	
47 REIDELBACH, Ju.	11	1	.	1	--	--	--	--	--	--	--	--	--	
60 EVANS, Eric	11	.	1	1	--	--	--	--	--	--	--	--	--	
37 BOPP, Austin	1	.	1	1	--	--	--	--	--	--	--	--	--	
TM TEAM	7	1	.	1	--	--	--	--	--	3-0	1	1	--	
1E COBELL, James	1	1	.	1	1.0-1	--	--	--	--	--	--	--	--	
12 DENUEL, Stephen	11	1	.	1	--	--	--	--	--	--	--	--	--	
49 WASHBURN, Blake	2	.	1	1	--	--	--	--	--	--	--	--	--	
14 NOEL, Kentel	9	.	1	1	--	--	--	--	--	--	--	--	--	
88 ROETHEL, Richa.	5	1	.	1	--	--	--	--	--	--	--	--	--	
1 GARNER, Lyndon	8	1	.	1	--	--	--	--	--	--	--	--	--	
71 CREWS, J.T.	11	.	1	1	--	--	--	--	--	--	--	--	--	
Total.....	11	366	356	722	59-183	14-68	13-66	47	12	13-24	13	4	.	
Opponents.....	11	398	520	918	68-171	11-45	10-150	30	7	12-0	12	4	.	



2011 CNU TEAM GAME-BY-GAME STATISTICS

Date	Opponent	RUSHING				RECEIVING				PASSING				KICK RET				PUNT RET				All off
		No.	Yds	TD	Lg	No.	Yds	TD	Lg	Cmp-Att-Int	Yds	TD	Lg	No	Yds	TD	Lg	No	Yds	TD	Lg	
Sep 03	WAYNESBURG	46	231	2	62	8	59	0	15	8-19-1	59	0	15	2	30	0	23	1	24	0	24	290
Sep 10	at Stevenson	56	269	4	28	13	203	0	70	13-26-0	203	0	70	6	150	0	41	1	16	0	0	472
Sep 17	SALISBURY	41	109	2	44	12	138	1	36	12-23-0	138	1	36	5	57	0	21	1	22	0	5	247
Oct 01	at Methodist	48	222	3	33	12	235	1	85	12-21-0	235	1	85	1	0	0	0	3	1	0	5	457
Oct 8	SHENANDOAH	45	191	1	25	15	232	2	49	15-24-2	232	2	49	3	55	0	34	2	11	0	10	423
Oct 15,	at Averett	56	255	2	49	9	179	1	75	9-16-1	179	1	75	0	0	0	0	3	75	0	36	434
Oct 22,	N.C. WESLEYAN	52	237	3	39	16	218	2	42	16-22-0	218	2	42	5	63	0	33	0	0	0	0	455
Oct 29	at Greensboro	50	177	3	20	12	135	0	28	12-18-0	135	0	28	2	65	0	33	2	35	0	34	312
Nov 05	at Ferrum	53	241	3	46	16	223	4	54	16-24-1	223	4	54	5	78	0	29	1	17	0	17	464
Nov 12,	MARYVILLE	45	203	2	19	18	343	4	74	18-25-0	343	4	74	4	71	0	31	0	0	0	0	546
Nov 19	at Kean University	42	144	1	19	16	194	0	28	16-33-5	194	0	28	6	86	0	24	1	2	0	2	338
Christopher Newport		534	2279	26	62	147	2159	15	85	147-251-10	2159	15	85	39	655	0	41	15	203	0	36	4438
Opponent		369	1534	19	72	189	2029	16	73	189-345-13	2029	16	73	58	1173	1	96	17	122	0	57	3563

Games played: 11
 Avg per rush: 4.3
 Avg per catch: 14.7
 Pass efficiency: 142.57
 Kick ret avg: 16.8
 Punt ret avg: 13.5
 All purpose avg/game: 487.5
 Total offense avg/gm: 403.5

Date	Opponent	TACKLES				SACKS		FUMBLES		Pass			Blkd			Kicks			XPTS		
		Solo	Ast	Total	TFL-Yds	No-Yds	FF	FR-Yds	Int-Yds	QBH	Brk	Kick	Att-Mad	Run	Rcv	Saf	Pts				
Sep 03	WAYNESBURG	27	46	73	7.0-29	1.0-9	1	1-0	2-8	0	7	0	0-1	0	0	0	12				
Sep 10	at Stevenson	39	34	73	5.0-23	0.0-0	1	1-0	1-0	5	3	1	2-2	0	1	0	43				
Sep 17	SALISBURY	35	46	81	8.0-16	2.0-7	3	4-0	0-0	0	3	1	2-3	0	0	0	23				
Oct 01	at Methodist	46	14	60	7.0-14	1.0-4	1	3-0	0-0	0	2	0	2-3	0	0	0	26				
Oct 8	SHENANDOAH	33	40	73	7.0-19	2.0-10	0	0-0	0-0	0	9	0	3-3	0	0	0	27				
Oct 15	at Averett	34	18	52	2.0-8	1.0-7	0	0-0	3-18	0	4	1	2-3	0	0	0	23				
Oct 22	N.C. WESLEYAN	39	34	73	9.0-33	3.0-13	6	4-24	1-20	1	7	0	6-6	0	0	0	51				
Oct 29	Greensboro	34	22	56	1.0-3	1.0-3	0	0-0	1--5	3	4	1	3-3	0	0	0	27				
Nov 05	at Ferrum	21	30	51	4.0-5	0.0-0	0	0-0	3-0	0	1	0	6-7	0	0	0	48				
Nov 12	MARYVILLE	32	38	70	7.0-26	3.0-15	1	0-0	1-19	3	4	0	6-6	0	0	0	45				
Nov 19	at Kean University	26	34	60	2.0-7	0.0-0	0	0-0	1-6	0	3	0	1-1	0	0	0	10				
Christopher Newport		366	356	722	59.0-183	14.0-68	13	13-24	13-66	12	47	4	33-38	0	1	0	335				
Opponent		398	520	918	68.0-171	11.0-45	12	12-0	10-150	7	30	4	25-31	1	0	0	267				

Date	Opponent	PUNTING										FIELD GOALS			KICKOFFS				
		No	Yds	Avg	Long	Blkd	TB	FC	50+	I20	Att-Made	Lg	Blkd	No	Yds	Avg	TB	OB	
Sep 03	WAYNESBURG	8	290	36.2	50	0	1	0	1	1	0-0	0	0	3	170	56.7	0	0	
Sep 10	at Stevenson	4	121	30.2	39	0	0	0	0	0	5-5	34	0	8	471	58.9	0	0	
Sep 17	SALISBURY	8	275	34.4	44	0	0	0	0	1	1-1	24	0	4	215	53.8	0	0	
Oct 01	at Methodist	7	229	32.7	44	0	0	1	0	3	0-1	0	1	5	244	48.8	0	0	
Oct 8	SHENANDOAH	4	124	31.0	37	0	1	0	0	2	2-2	43	0	5	291	58.2	0	0	
Oct 15	at Averett	2	79	39.5	44	0	0	1	0	0	1-2	40	0	5	317	63.4	1	0	
Oct 22	N.C. WESLEYAN	5	184	36.8	42	0	0	0	0	2	3-3	46	0	10	535	53.5	0	0	
Oct 29	at Greensboro	1	38	38.0	38	0	0	0	0	1	2-2	45	0	5	278	55.6	0	0	
Nov 05	at Ferrum	3	98	32.7	42	0	1	0	0	1	0-0	0	0	6	284	47.3	0	1	
Nov 12	MARYVILLE	5	166	33.2	46	0	0	4	0	1	1-1	26	0	6	272	45.3	0	1	
Nov 19	at Kean University	2	67	33.5	34	0	0	1	0	0	1-1	29	0	3	184	61.3	0	0	
Christopher Newport		49	1671	34.1	50	0	3	7	1	12	16-18	46	1	60	3261	54.3	1	2	
Opponent		57	1994	35.0	58	2	2	8	1	15	6-9	44	1	45	2370	52.7	2	4	

2011 OPPONENT TEAM GAME-BY-GAME STATISTICS



Date	Opponent	RUSHING				RECEIVING				PASSING				KICK RET				PUNT RET				All off		
		No.	Yds	TD	Lg	No.	Yds	TD	Lg	Cmp	Att	Int	Yds	TD	Lg	No	Yds	TD	Lg	No	Yds		TD	Lg
Sep 03	WAYNESBURG	33	125	1	72	14	121	0	25	14	32	2	121	0	25	3	84	0	67	4	12	0	12	246
Sep 10	at Stevenson	35	188	1	26	19	284	5	67	19	38	1	284	5	67	8	190	0	51	1	-2	0	0	472
Sep 17	SALISBURY	50	253	2	27	7	194	2	73	7	12	0	194	2	73	4	63	0	26	3	25	0	12	447
Oct 01	at Methodist	31	85	2	24	19	192	0	23	19	34	0	192	0	23	5	92	0	31	3	4	0	6	277
Oct 8	SHENANDOAH	29	40	1	12	27	254	2	24	27	42	0	254	2	24	5	69	0	20	2	3	0	3	294
Oct 15	at Averett	33	151	1	18	10	123	1	32	10	21	3	123	1	32	4	86	0	28	1	9	0	9	274
Oct 22	N.C. WESLEYAN	36	101	3	51	22	178	1	20	22	35	1	178	1	20	10	260	1	96	1	57	0	57	279
Oct 29	at Greensboro College	25	132	1	33	25	174	2	14	25	44	1	174	2	14	5	92	0	24	0	0	0	0	306
Nov 05	at Ferrum	33	208	4	51	8	108	0	27	8	23	3	108	0	27	6	98	0	76	0	0	0	0	316
Nov 12	MARYVILLE	37	156	1	30	21	235	1	26	21	37	1	235	1	26	5	51	0	35	1	6	0	5	391
Nov 19	at Kean University	27	95	2	20	17	166	2	35	17	27	1	166	2	35	3	88	0	35	1	8	0	8	261

Opponent totals		369	1534	19	72	189	2029	16	73	189-345-13	2029	16	73	58	1173	1	96	17	122	0	57	3563
Christopher Newport		534	2279	26	62	147	2159	15	85	147-251-10	2159	15	85	39	655	0	41	15	203	0	36	4438

Games played: 11
Avg per rush: 4.2
Avg per catch: 10.7
Pass efficiency: 111.95
Kick ret avg: 20.2
Punt ret avg: 7.2
All purpose avg/game: 455.3
Total offense avg/gm: 323.9

Date	Opponent	TACKLES				SACKS		FUMBLE		Pass			Blkd			Kicks			XPTS		
		Solo	Ast	Total	TFL-Yds	No-Yds	FF	FR-Yds	Int-Yds	QBH	Brk	Kick	Att-Mad	Run	Rcv	Saf	Pts				
Sep 03	WAYNESBURG	28	54	82	5.0-23	1.0-7	1	1-0	1	-25	0	3	0	1-1	0	0	0	7			
Sep 10	at Stevenson	39	64	103	7.0-13	0.0-0	1	1-0	0	-0	3	3	0	4-5	0	0	0	46			
Sep 17	SALISBURY	25	54	79	7.0-13	2.0-6	0	0-0	0	-0	0	2	0	3-4	0	0	0	27			
Oct 01	at Methodist	43	28	71	7.0-15	0.0-0	1	1-0	0	-0	0	6	2	2-2	0	0	0	14			
Oct 8	SHENANDOAH	38	44	82	8.0-23	1.0-4	1	1-0	2	-34	0	2	0	2-3	0	0	0	20			
Oct 15	at Averett	48	26	74	8.0-14	2.0-7	0	1-0	1	-47	0	1	1	2-2	0	0	0	14			
Oct 22	N.C. WESLEYAN	31	64	95	5.0-14	1.0-6	2	1-0	0	-0	0	1	0	3-4	0	0	0	33			
Oct 29	at Greensboro	36	44	80	5.0-15	1.0-2	2	3-0	0	-0	1	3	0	1-2	0	0	0	22			
Nov 05	at Ferrum	37	52	89	8.0-21	1.0-6	3	2-0	1	-0	0	2	1	1-1	1	0	0	30			
Nov 12	MARYVILLE	30	62	92	3.0-4	1.0-1	1	0-0	0	-0	1	4	0	2-2	0	0	0	20			
Nov 19	at Kean University	43	28	71	5.0-16	1.0-6	0	1-0	5	-44	2	3	0	4-5	0	0	0	34			

Opponent totals		398	520	918	68.0-171	11.0-45	12	12-0	10-150	7	30	4	25-31	1	0	0	267
Christopher Newport		366	356	722	59.0-183	14.0-68	13	13-24	13-66	12	47	4	33-38	0	1	0	335

Date	Opponent	PUNTING									FIELD GOALS			KICKOFFS				
		No	Yds	Avg	Long	Blkd	TB	FC	50+	I20	Att-Made	Lg	Blkd	No	Yds	Avg	TB	OB
Sep 03	WAYNESBURG	6	247	41.2	49	0	1	1	0	1	0-1	0	0	2	93	46.5	0	0
Sep 10	at Stevenson	3	95	31.7	46	1	0	0	0	0	2-2	37	0	6	330	55.0	0	0
Sep 17	SALISBURY	2	76	38.0	39	1	0	0	0	2	0-0	0	0	5	259	51.8	0	0
Oct 01	at Methodist	10	349	34.9	45	0	0	2	0	4	0-0	0	0	1	55	55.0	0	0
Oct 8	SHENANDOAH	8	248	31.0	37	0	0	2	0	0	0-0	0	0	3	162	54.0	0	0
Oct 15	at Averett	5	199	39.8	42	0	1	0	0	0	0-1	0	1	3	198	66.0	2	1
Oct 22	N.C. WESLEYAN	4	126	31.5	44	0	0	1	0	2	0-0	0	0	5	229	45.8	0	0
Oct 29	at Greensboro	4	128	32.0	43	0	0	0	0	1	1-1	23	0	3	156	52.0	0	1
Nov 05	at Ferrum	3	112	37.3	39	0	0	1	0	0	1-1	34	0	6	260	43.3	0	1
Nov 12	MARYVILLE	5	150	30.0	36	0	0	1	0	3	2-3	44	0	5	276	55.2	0	1
Nov 19	at Kean University	7	264	37.7	58	0	0	0	1	2	0-0	0	0	6	352	58.7	0	0

Opponent totals		57	1994	35.0	58	2	2	8	1	15	6-9	44	1	45	2370	52.7	2	4
Christopher Newport		49	1671	34.1	50	0	3	7	1	12	16-18	46	1	60	3261	54.3	1	2



RED ZONE STATISTICS

Christopher Newport Inside Opponent Red-Zone

Date	Opponent	Score	Times		Pts	Total TDs	Rush TDs	Pass TDs	FGs Made	Failed to score inside RZ					Game
			inRZ	Scored						FGA	Downs	Int	Fumble	Half	
Sep 03	Waynesburg	W 12-7	2	1	6	1	1	0	0	0	1	0	0	0	0
Sep 10	at Stevenson	L 43-46	10	9	43	4	4	0	5	0	0	0	1	0	0
Sep 17	Salisbury	L 23-27	5	4	23	3	2	1	1	0	1	0	0	0	0
Oct 01	at Methodist	W 26-14	4	3	19	3	3	0	0	1	0	0	0	0	0
Oct 8	Shenandoah	W 27-20	4	4	24	3	1	2	1	0	0	0	0	0	0
Oct 15	at Averett	W 23-14	5	1	6	1	1	0	0	1	1	1	0	1	0
Oct 22	N.C. Wesleyan	W 51-33	4	4	20	2	2	0	2	0	0	0	0	0	0
Oct 29	at Greensboro College	W 27-22	6	5	30	4	3	1	1	0	1	0	0	0	0
Nov 05	at Ferrum	W 48-30	6	4	27	4	1	3	0	0	1	1	0	0	0
Nov 12	Maryville	W 45-20	4	4	24	3	2	1	1	0	0	0	0	0	0
Nov 19	at Kean University	L 10-34	3	2	10	1	1	0	1	0	1	0	0	0	0
TOTALS			53	41	232	29	21	8	12	2	6	2	1	1	0
41 of 53 (77.4%)															

Opponent Inside Christopher Newport Red-Zone

Date	Opponent	Score	Times		Pts	Total TDs	Rush TDs	Pass TDs	FGs Made	Failed to score inside RZ					Game
			inRZ	Scored						FGA	Downs	Int	Fumble	Half	
Sep 03	Waynesburg	W 12-7	2	0	0	0	0	0	1	1	0	0	0	0	0
Sep 10	at Stevenson	L 43-46	7	7	40	5	1	4	2	0	0	0	0	0	0
Sep 17	Salisbury	L 23-27	3	3	20	3	2	1	0	0	0	0	0	0	0
Oct 01	at Methodist	W 26-14	3	2	14	2	2	0	0	0	1	0	0	0	0
Oct 8	Shenandoah	W 27-20	3	3	20	3	1	2	0	0	0	0	0	0	0
Oct 15	at Averett	W 23-14	1	1	7	1	1	0	0	0	0	0	0	0	0
Oct 22	N.C. Wesleyan	W 51-33	3	3	20	3	2	1	0	0	0	0	0	0	0
Oct 29	at Greensboro College	W 27-22	2	2	9	1	0	1	1	0	0	0	0	0	0
Nov 05	at Ferrum	W 48-30	4	4	24	3	3	0	1	0	0	0	0	0	0
Nov 12	Maryville	W 45-20	5	3	17	2	1	1	1	1	1	0	0	0	0
Nov 19	at Kean University	L 10-34	2	2	14	2	2	0	0	0	0	0	0	0	0
TOTALS			35	30	185	25	15	10	5	2	3	0	0	0	0
30 of 35 (85.7%)															



Captains on the Internet

In addition to radio, you will be able to catch all the CNU football action in 2012 on the Internet.

For the ninth straight year all football games, plus selected contests of most CNU team sports, will be available on "Captains Sports Live" a real-time webcast featuring all the play-by-play you would hear on a radio broadcast, but available world-wide on the Internet.

Just go to the CNU Athletic Web Site at www.cnusports.com for a full schedule of contests and details about how to log on to the webcasts.

It's all a service of the CNU Athletic Department in conjunction with Stretch Internet.



GAME 1

CHRISTOPHER NEWPORT 12. WAYNESBURG 7

September 3, 2011

POMOCO Stadium

Newport News, VA 1:00 pm

The Christopher Newport University football squad won its season opener, 12-7, over Waynesburg. The victory came on a beautiful day in front of 3,424 fans at POMOCO Stadium.

The teams were scoreless at halftime after squandering several scoring chances in the opening half. The Captains didn't waste any time getting on the board after the intermission. Just 13 seconds into the second half, and on the first play from scrimmage, sophomore running back Markeese Stovall (Richmond, Va.) broke into the open and scampered 62 yards for the first score of the season. Later in the third quarter, it was Stovall again for the Captains, scoring on a 1-yard plunge to account for all the scoring Christopher Newport would need.

Stovall finished the day with 170 yards on 17 carries.

After building the 12-0 lead in the third quarter (both conversion attempts were unsuccessful), the Captains had to hold on in the final quarter for the hard-fought win. Waynesburg's only score of the afternoon came on a 72-yard run from sophomore Bertrand Ngampa early in the fourth quarter.

Senior linebacker Mike King (Centreville, Va.) led the defensive effort with 13 tackles. Senior lineman Malcom Jones (New Kent, Va.) forced a fumble on a fourth quarter tackle with less than a minute remaining that essentially ended Waynesburg's hopes. It was Jones' 6th tackle of the day.

WAYNESBURG	0	0	0	7-	7
CNU	0	0	12	0-	12

SCORING SUMMARY

3rd		
14:43 CNU - Stovall 62 yd run (kick failed), 1-62		6-0
03:25 CNU - Stovall 1 yd run (pass failed), 5-25		12-0
4th		
11:33 WBG - Ngampa 72 yd run (Cavell kick), 1-72		12-7

Team Statistics	WBG	CNU
Score	7	12
FIRST DOWNS	14	15
NET YARDS RUSHING	125	231
Rushing Attempts	33	46
Average Per Rush	3.8	5.0
NET YARDS PASSING	121	59
Completions-Attempts-Int	14-32-2	8-19-1
TOTAL OFFENSE YARDS	246	290
Total offense plays	65	65
Average Gain Per Play	3.8	4.5
Fumbles: Number-Lost	2-1	3-1
Penalties: Number-Yards	5-56	4-42
PUNTS-YARDS	6-247	8-290
Average Yards Per Punt	41.2	36.2
KICKOFFS-YARDS	2-93	3-170
Average Yards Per Kickoff	46.5	56.7
Punt returns: Number-Yards-TD	4-12-0	1-24-0
Average Per Return	3.0	24.0
Kickoff returns: Number-Yds-TD	3-84-0	2-30-0
Average Per Return	28.0	15.0
Interceptions: Number-Yds-TD	1-25-0	2-8-0
Fumble Returns: Number-Yds-TD	0-0-0	0-0-0
Possession Time	27:32	32:28
Third-Down Conversions	3 of 15	6 of 16
Fourth-Down Conversions	0 of 3	0 of 2
Red-Zone Scores-Chances	0-2	1-2
Sacks By: Number-Yards	1-7	1-9
PAT Kicks	1-1	0-1
Field Goals	0-1	0-0

RUSHING: WBG Ngampa 19-102-1, Bowers 12-38-0, Graham 2- -15-0. CNU Stovall 17-170-2, Williams 8-41-0, Moog 6-22-0, Noel 2-12-0, Garner 6-2-0, Woelfel- Monsivais 6--4-0, Denuel 1- -12-0.

PASSING: WBG Graham 14-31-2 121 0, Bowers 0-1-0 0 0. CNU Woelfel-Monsivais 6-13-1 48 0, Garner 2-6-0 11 0.

RECEIVING: WBG C. Jackson 6-47-0, Young 3-21-0, McGee 2-30-0, Ngampa 2-10-0, Depizzo 1-13-0. CNU Stevens 2-25-0, Epps 2-13-0, Noel 2-1-0, Reidelbach 1-11-0, Ailstock 1-9-0.

Attendance: 3,424

GAME 2

STEVENSON 46. CHRISTOPHER NEWPORT 43 (2 OT)

September 10, 2011

Mustang Stadium

Owings Mills, MD 7:30 pm

In the highest scoring game in CNU football history, the Captains fell to Stevenson in double overtime, 46-43. The game, played before a capacity crowd of 3,500 at Mustang Stadium, was the first home game in Stevenson's inaugural season.

The game was tied at 21 at the half, and Stevenson built a 30-21 lead early in the fourth quarter. The Captains scored 12 points in just over seven minutes to pull back ahead, 33-30, with 1:01 left in the fourth quarter. Stevenson then marched down the field in the final minute of regulation, and freshman Garrett Perau drilled a 37-yard field goal as time expired to tie the game at 33 and force overtime. After each team scored a touchdown in the first overtime, the Captains had to settle for a 21-yard field goal from sophomore Stephen Denuel, his fifth field goal of the game, in the second overtime. Stevenson then closed out the Captains with a 19-yard scoring pass.

CNU running back Markeese Stovall (Richmond, Va.) rushed for 164 yards on 31 carries. The five field goals by Denuel (Moseley, Va.) set a new CNU mark for field goals in a game. The Captains also got scores from sophomore Kentel Noel (Weems, Va.) on a 15-yard scamper to start the scoring in the first quarter. Junior quarterback Christian Woelfel-Monsivais (Fredericksburg, Va.) ran for two scores from three and eight yards.

CNU was victimized by 11 penalties that resulted in 123 penalty yards. Christopher Newport is now 3-2 all-time in overtime games.

CNU	7	14	0	12	7	3-	43
STEVENSON	7	14	3	9	7	6-	46

SCORING SUMMARY

1st		
06:04 CNU Noel 15 yd run (Denuel kick) 1-15		7 - 0
01:25 STE Holley 5 yd pass from Hopson (Perau kick) 11-75		7 - 7
2nd		
12:46 CNU Denuel 34 yd field goal 8-25		10 - 7
06:09 CNU Denuel 31 yd field goal 11-65		13 - 7
04:29 STE DeShields 18 yd pass from Hopson (Perau kick) 4-68		13 - 14
02:46 CNU Moog 7 yd run (Reidelbach pass from Woelfel-Monsivais) 4-75		21 - 14
00:45 STE Miller 10 yd pass from Hopson (Perau kick) 5-35		21 - 21
3rd		
00:10 STE Perau 26 yd field goal 13-66		21 - 24
4th		
12:55 STE DeShields 67 yd pass from Hopson (kick failed) 3-79		21 - 30
08:46 CNU Denuel 31 yd field goal 9-47		24 - 30
04:03 CNU Woelfel-Monsivais 8 yd run (pass intcpt) 8-25		30 - 30
01:01 CNU Denuel 19 yd field goal 6-13		33 - 30
00:00 STE Perau 37 yd field goal 8-46		33 - 33
OT1 STE Holley 1 yd run (Perau kick) 4-25		33 - 40
CNU Woelfel-Monsivais 3 yd run (Denuel kick) 4-25		40 - 40
OT2 CNU Denuel 21 yd field goal 7-21		43 - 40
STE Miller 19 yd pass from Hopson 3-25		43 - 46

Team Statistics	CNU	STE
Score	43	46
FIRST DOWNS	22	24
NET YARDS RUSHING	272	188
Rushing Attempts	57	35
NET YARDS PASSING	200	284
Completions-Attempts-Int	12-25-0	19-38-1
TOTAL OFFENSE YARDS	472	472
Total offense plays	82	73
Fumbles: Number-Lost	1-1	1-1
Penalties: Number-Yards	11-123	5-35
PUNTS-YARDS	4-121	3-95
Average Yards Per Punt	30.2	31.7
KICKOFFS-YARDS	8-471	6-330
Average Yards Per Kickoff	58.9	55.0
Punt returns: Number-Yards-TD	1-16-0	1--2-0
Average Per Return	16.0	-2.0
Kickoff returns: Number-Yds-TD	6-150-0	8-190-0
Average Per Return	25.0	23.8
Interceptions: Number-Yds-TD	1-0-0	0-0-0
Fumble Returns: Number-Yds-TD	0-0-0	0-0-0
Possession Time	35:46	24:14
Third-Down Conversions	6 of 18	7 of 13
Fourth-Down Conversions	2 of 2	0 of 1
Red-Zone Scores-Chances	9-10	7-7
Sacks By: Number-Yards	0-0	0-0

RUSHING: CNU Stovall 31-164-0, Moog 15-55-1, Noel 3-29-1, Woelfel-Monsivais 3-12-2, Morrast 4-9-0, Epps 1-3-0. STE Hopson 11-91-0, Paul 17-80-0, Cimiluca 1-9-0, Holley 6-8-1,

PASSING: CNU Woelfel-Monsivais 12-25-0 200 0. STE Hopson 19-37-1 284 5, Reid 0-1-0 0 0.

RECEIVING: CNU Noel 7-125-0, Reidelbach 3-45-0, Epps 1-18-0, Pearce 1-12-0, STE Miller 8-105-2, Reid 4-72-0, DeShields 3-93-2, Barbour 2-3-0, Givens 1-6-0, Holley 1-5-1.

Attendance: 3,500



GAME 3

SALISBURY 27, CHRISTOPHER NEWPORT 23

September 17, 2011

POMOCO Stadium

Newport News, VA 7:00 pm

The Christopher Newport football squad fell to 1-2 with a 27-23 loss to 24th-ranked Salisbury. The game at POMOCO Stadium was the first night game in program history, and saw the Captains give up two fourth quarter touchdown passes that allowed Salisbury to pull out the victory.

The crowd of 5,868 was the second-largest in CNU football history, behind only the program's first game ever in 2001, also against Salisbury. Saturday's attendance was held down by day-long rain showers in the Newport News area.

CNU trailed at the half, 13-7, but scored 16 straight points in the second half to pull ahead, 23-13. The Sea Gulls, now 3-0, were forced to go to the air to mount the comeback. Junior quarterback Dan Griffin connected with Ross Flanigan for a 73-yard score with 4:33 left in the fourth quarter to knock the CNU lead down to three, 23-20.

After the Captains were stopped, Salisbury got the ball back with 1:21 to go and went 75 yards on six plays for the game-winner. Griffin hit receiver Doug Ticse with a 19-yard scoring strike and the Gulls grabbed a 27-23 lead, which proved to be the final verdict.

A crowd of 5,868 watched the first night game in POMOCO Stadium history, which featured halftime fireworks and plenty of action on the field. After a day of steady rain, the field was slick but the rain stopped before kickoff. The game was also a part of Christopher Newport's 50th Anniversary celebration weekend.

SALISBURY	6	7	0	14-	27
CNU	0	7	13	3-	23

SCORING SUMMARY

1st					
12:34	SAL	Griffin 3 yd run (rush failed)	6-65		0-6
2nd					
14:55	CNU	Moog 2 yd run (Denuel kick)	8-34		7-6
11:20	SAL	Flanigan 1 yd run (Estrain kick)	7-39		7-13
3rd					
09:56	CNU	Epps 1 yd pass from Woelfel-Monsivais (Denuel kick)		5-30	14-13
00:57	CNU	Stovall 1 yd run (kick failed)	9-99		20-13
4th					
09:34	CNU	Denuel 24 yd field goal	4-11		23-13
04:33	SAL	Flanigan 73 yd pass from Griffin (Estrain kick)	1-73		23-20
00:30	SAL	Ticse 19 yd pass from Griffin (Estrain kick)	6-75		23-27

Team Statistics

	SAL	CNU
Score	27	23
FIRST DOWNS	20	11
NET YARDS RUSHING	253	109
Rushing Attempts	50	41
Average Per Rush	5.1	2.7
NET YARDS PASSING	194	138
Completions-Attempts-Int	7-12-0	12-23-0
TOTAL OFFENSE YARDS	447	247
Total offense plays	62	64
Fumbles: Number-Lost	6-4	0-0
Penalties: Number-Yards	6-38	8-79
PUNTS-YARDS	2-76	8-275
Average Yards Per Punt	38.0	34.4
KICKOFFS-YARDS	5-259	4-215
Average Yards Per Kickoff	51.8	53.8
Punt returns: Number-Yards-TD	3-25-0	1-22-0
Kickoff returns: Number-Yds-TD	4-63-0	5-57-0
Interceptions: Number-Yds-TD	0-0-0	0-0-0
Fumble Returns: Number-Yds-TD	0-0-0	0-0-0
Possession Time	29:25	30:35
Third-Down Conversions	2 of 10	3 of 14
Fourth-Down Conversions	1 of 4	1 of 3
Red-Zone Scores-Chances	3-3	4-5
Sacks By: Number-Yards	2-6	2-7
PAT Kicks	3-4	2-3
Field Goals	0-0	1-1

RUSHING: SAL Griffin 22-90-1, Flanigan 11-74-1, Smedley 14-53-0, Briscoe 2-21-0, Aloï 1-15-0. CNU Stovall 27-99-1, Epps 1-8-0, Morrast 3-6-0, Moog 3-0-1, Noel 1- -1-0, Woelfel-Monsivais 6--3-0.

PASSING SAL Griffin 7-12-0 194 2. CNU Woelfel-Monsivais 11-22-0 135 1, Garner 1-1-0 3 0.

RECEIVING SAL Ticse 3-76-1, Flanigan 2-94-1, Richards 1-17-0, Briscoe 1-7-0. CNU Epps 4-55-1, Stevens 3-29-0, Noel 2-14-0, Rudolph 1-21-0, Reidelbach 1-12-0, Pearce 1-7-0.

Attendance: 5,868

GAME 4

CHRISTOPHER NEWPORT 26, METHODIST 14

October 1, 2011

Monarch Stadium

Fayetteville, NC 1 pm

Christopher Newport evened its record at 2-2 on the season by winning its conference opener at Methodist, 26-14. CNU led 13-0 at the half and built a 26-0 lead in the first four minutes of the second half. Sophomore running back Markeese Stovall scored three of the four touchdowns for the Captains and now has seven scores in four games. Stovall finished with 73 yards on 21 carries.

Both of Methodist's scores came in the final minute of the fourth quarter. CNU's defense was outstanding, dominating the game throughout. The Monarchs, now 1-3, converted two onsides kicks in the final minutes of the game, one that led to their first score.

CNU opened the second half with a big play as sophomore quarterback Lyndon Garner connected with freshman wide receiver Rudy Rudolph on an 85-yard scoring pass. The play came on the first snap from scrimmage in the third quarter. Garner was playing in place of Captains starter Christian Woelfel-Monsivais who suffered an injured knee in the opening half and did not return to the game.

Garner completed nine of 15 attempts for 196 yards. Sophomore wide receiver Kentel Noel caught five balls for 106 yards. Freshman Marcus Morrast led the CNU rushing attack with 77 yards on 11 carries. Senior linebacker Mike King led the defensive effort with seven tackles.

CNU	6	7	13	0-	26
METHODIST	0	0	0	14-	14

SCORING SUMMARY

1st					
06:12	CNU	Stovall 2 yd run (kick blockd)	9-40		6-0
2nd					
06:39	CNU	Stovall 7 yd run (Denuel kick)	3-32		13-0
3rd					
14:47	CNU	Rudolph 85 yd pass from Garner (Denuel kick)	1-85		20-0
11:22	CNU	Stovall 5 yd run (pass failed)	4-73		26-0
4th					
00:51	MU	Murphy 1 yd run (Mosko kick)	18-89		26-7
00:18	MU	Jones 1 yd run (Mosko kick)	5-59		26-14

Team Statistics

	CNU	MU
Score	26	14
FIRST DOWNS	18	12
NET YARDS RUSHING	222	85
Rushing Attempts	48	31
Average Per Rush	4.6	2.7
NET YARDS PASSING	235	192
Completions-Attempts-Int	12-21-0	19-34-0
TOTAL OFFENSE YARDS	457	277
Fumbles: Number-Lost	1-1	4-3
Penalties: Number-Yards	7-52	4-31
PUNTS-YARDS	7-229	10-349
Average Yards Per Punt	32.7 3	4.9
KICKOFFS-YARDS	5-244	1-55
Average Yards Per Kickoff	48.8	55.0
Punt returns: Number-Yards-TD	3-1-0	3-4-0
Average Per Return	0.3	1.3
Kickoff returns: Number-Yds-TD	1-0-0	5-92-0
Average Per Return	0.0	18.4
Interceptions: Number-Yds-TD	0-0-0	0-0-0
Fumble Returns: Number-Yds-TD	0-0-0	0-0-0
Possession Time	33:35	26:24
Third-Down Conversions	6 of 15	5 of 18
Fourth-Down Conversions	1 of 1	2 of 3
Red-Zone Scores-Chances	3-4	2-3
Sacks By: Number-Yards	1-4	0-0

RUSHING: CNU Morrast 11-77-0, Stovall 21-73-3, Noel 5-34-0, Moog 5-18-0, Garner 1-12-0, Woelfel-Monsivais 3-10-0, Epps 1- -2-0. MU Murphy 16-65-1, Flanigan 10-13-0, Reber 2-5-0, Jones 1-1-1, Cross 1-1-0, Mellon 1-0-0.

PASSING CNU Garner 9-15-0 196 1, Woelfel-Monsivais 3-6-0 39 0. MU Murphy 19-33-0 192 0, Reber 0-1-0 0 0.

RECEIVING CNU Noel 5-106-0, Epps 5-31-0, Rudolph 2-98-1.

MU Cross 7-70-0, Hopkins 4-34-0, Kindley 3-54-0, Talbert 2-9-0, Flanigan 2-7-0, Bevans 1-7-0, Phifer 0-10-0, Holmes 0-1-0.

Attendance: 787

GAME 5

SHENANDOAH 20, CHRISTOPHER NEWPORT 27 (OT)

October 8, 2011
 POMOCO Stadium
 Newport News, VA 7:00 pm

The Christopher Newport football squad was good for most of the night. But it took some late luck for the Captains to prevail in overtime over Shenandoah, 27-20. CNU built a 6-0 lead at halftime and went up 20-0 early in the fourth quarter before the Hornets mounted a comeback. Shenandoah scored twice on drives of 72 and 80 yards in a five minute span to cut the lead to 20-14.

The Captains then helped the Hornets with an ill-advised pass that was picked off and returned to the CNU 20 yard line. Four plays later, with just 17 seconds left, the Hornets scored again. SU was a mere extra point away from pulling ahead for the first time in the game.

The Captains took a time out to give Shenandoah's sophomore kicker Andrew Lloyd some extra time to think about the kick. He would end up pushing the attempt wide left to keep the game tied at 20-20.

The miss proved to be a huge reprieve for the home team. The Captains got the ball first in overtime and needed a little more luck to re-take the lead. Sophomore quarterback Lyndon Garner, who started for the first time this season due to an injury to junior Christian Woelfel-Monsivais, threw 10 yards to the end zone. The pass deflected off SU linebacker Josh Rogers and into the hands of CNU sophomore receiver Kentel Noel.

CNU's defense then held as Shenandoah quarterback Daniel Wright threw four straight incompletions to complete the Captains 27-20 victory.

CNU sophomore running back Markeese Stovall (Richmond, Va.) rushed 28 times for 124 yards, including a 20-yard touchdown run early in the fourth quarter. It was Stovall's 7th rushing score of the season.

The game was the final meeting of the two schools in conference play. Shenandoah is leaving the USA South following the season to join the Old Dominion Athletic Conference. A crowd of 4,589 watched the first CNU conference game under the lights at POMOCO Stadium.

SHENANDOAH	0	0	0	20	0-	20
CNU	3	3	7	7	7-	27

SCORING SUMMARY

1st		
9:26	CNU Denuel 31 yd field goal 12-41	3-0
2nd		
0:14	CNU Denuel 43 yd field goal 9-48	6-0
3rd		
3:24	CNU Coiner 14 yd pass from Garner (Denuel kick) 10-70	13-0
4th		
11:31	CNU Stovall 20 yd run (Denuel kick) 10-64	20-0
7:25	SU Wallace 8 yd pass from Wright (Lloyd kick) 11-72	20-7
2:04	SU Wallace 14 yd pass from Wright (Lloyd kick) 11-80	20-14
0:17	SU Wright 2 yd run (Lloyd kick failed) 5-25	20-20
OT		
15:00	CNU Noel 9 yd pass from Garner (Denuel kick)	27-20

Team Statistics	SU	CNU
Score	20	27
FIRST DOWNS	17	22
NET YARDS RUSHING	40	191
Rushing Attempts	29	45
Average Per Rush	1.4	4.2
NET YARDS PASSING	254	232
Completions-Attempts-Int	27-42-0	15-24-2
TOTAL OFFENSE YARDS	294	423
Total offense plays	71	69
Fumbles: Number-Lost	2-0	1-1
Penalties: Number-Yards	7-55	8-80
PUNTS-YARDS	8-248	4-124
Average Yards Per Punt	31.0	31.0
KICKOFFS-YARDS	3-162	5-291
Average Yards Per Kickoff	54.0	58.2
Punt returns: Number-Yards-TD	2-3-0	2-11-0
Kickoff returns: Number-Yds-TD	5-69-0	3-55-0
Interceptions: Number-Yds-TD	2-34-0	0-0-0
Fumble Returns: Number-Yds-TD	0-0-0	0-0-0
Possession Time	28:04	31:56
Third-Down Conversions	4 of 17	8 of 15
Fourth-Down Conversions	2 of 3	1 of 1
Red-Zone Scores-Chances	3-3	4-4
Sacks By: Number-Yards	1-4	2-10
PAT Kicks	2-3	3-3
Field Goals	0-0	2-2

RUSHING: SU Martz 10-23-0; Wright 10-21-0; TEAM 1-minus 1, Joseph 8-minus 3-0. CNU Stovall 29-125-1, Morrast 9-45-0, Noel 3-20-0, Moog 3-5-0, Garner 1- -4-0.

PASSING: SU Wright 27-42-0 254 CNU Garner 14-23-2 183, Morrast 1-1-0 49.

RECEIVING: SU Wallace 12-127-2; Murphy 8-63-0; Feldman 5-60-0; Joseph 2-4-0. CNU Noel 7-78-1; Epps 3-32-0; Reidelbach 2-45-0; Coiner 2-28-1; Rudolph 1-49-0.

Attendance: 4,589

GAME 6

CHRISTOPHER NEWPORT 23, AVERETT 14

October 15, 2011
 Cougar Den
 Danville, VA 1:30 pm

Christopher Newport played two very different halves Saturday. Fortunately for the Captains, the second half was good enough to offset a horrible first half. CNU scored 23 unanswered points and came back from a 14-0 halftime deficit to beat Averett University, 23-14. The win was the third straight for Christopher Newport as the Captains improved to 4-2 overall and 3-0 atop the USA South Conference standings.

CNU's defense tightened after a slow start and didn't allow a point in the final three quarters, intercepting Averett quarterback Kirkland Brown three times in the second half. Sophomore running back Markeese Stovall (Richmond, Va.) got the Captains on the board with a 49-yard touchdown run early in the third quarter. Stovall, who has now scored eight times in the first six games, finished with 129 yards on 26 carries.

The Captains used another big play just three minutes later to tie the game. Sophomore quarterback Lyndon Garner connected with freshman receiver Rudy Rudolph for a 75-yard scoring pass to even things up at 14-14.

Sophomore kicker Stephen Denuel gave the Captains their first lead of the day with a 40-yard field goal late in the third quarter. Garner finished the second half scoring barrage with a 4-yard TD run midway through the final period to cement CNU's 23-14 victory.

Junior linebacker Daniel Bowen filled in admirably for King leading the squad in tackles with nine. Dayn Washburn, Dorion Jackson, and Michael Ruckman all made interceptions in the second half.

CNU	0	0	17	6-	23
AVERETT	14	0	0	0-	14

SCORING SUMMARY

1st		
08:31	AU Brown 3 yd run (Scott kick) 8-53	0 - 7
02:39	AU Redd 32 yd pass from Brown (Scott kick) 6-72	0 - 14
3rd		
10:17	CNU Stovall 49 yd run (Denuel kick) 3-59	7 - 14
07:33	CNU Rudolph 75 yd pass from Garner (Denuel kick) 2-81	14 - 14
02:51	CNU Denuel 40 yd field goal 7-33	17 - 14
4th		
07:28	CNU Garner 4 yd run (kick blocked) 7-43	23 - 14

Team Statistics	CNU	AU
Score	23	14
FIRST DOWNS	19	15
NET YARDS RUSHING	255	151
Rushing Attempts	56	33
Average Per Rush	4.6	4.6
NET YARDS PASSING	179	123
Completions-Attempts-Int	9-16-1	10-21-3
TOTAL OFFENSE YARDS	434	274
Total offense plays	72	54
Fumbles: Number-Lost	2-1	0-0
Penalties: Number-Yards	5-53 1	2-87
PUNTS-YARDS	2-79	5-199
Average Yards Per Punt	39.5	39.8
KICKOFFS-YARDS	5-317	3-198
Average Yards Per Kickoff	63.4	66.0
Punt returns: Number-Yards-TD	3-75-0	1-9-0
Average Per Return	25.0	9.0
Kickoff returns: Number-Yds-TD	0-0-0	4-86-0
Average Per Return	0.0	21.5
Interceptions: Number-Yds-TD	3-18-0	1-47-0
Fumble Returns: Number-Yds-TD	0-0-0	0-0-0
Possession Time	34:39	25:21
Third-Down Conversions	5 of 13	2 of 11
Fourth-Down Conversions	0 of 3	1 of 2
Red-Zone Scores-Chances	1-5	1-1
Sacks By: Number-Yards	1-7	2-7

RUSHING: CNU Stovall 26-129-1, Morrast 12-80-0, Noel 5-31-0, Moog 4-25-0, Garner 6- -4-1. AU White 18-94-0, Redd 10-50-0, Brown 4-9-1.

PASSING: CNU Garner 7-14-1 140 1, Morrast 2-2-0 39 0. AU Brown 9-17-3 114 1, Kwiatkowski 1-4-0 9 0.

RECEIVING: CNU Reidelbach 3-62-0, Noel 3-28-0, Ailstock 2-14-0, Rudolph 1-75-1. AU Redd 2-57-1, Stanback 2-13-0, Hayden 2-6-0, Stephens 1-18-0, McCaul 1-14-0, Lovick 1-9-0, Henderson 1-6-0.

Attendance: 312



GAME 7

CHRISTOPHER NEWPORT 51, NC WESLEYAN 33

October 22, 2011

POMOCO Stadium

Newport News, VA 7:00 pm

A POMOCO Stadium record crowd of 6,141 went home happy as the Captains of Christopher Newport posted a 51-33 win over North Carolina Wesleyan. The Homecoming and Family Weekend crowd watched the Captains pull even with Ferrum at 4-0 at the top of the USA South standings. The teams also set a POMOCO Stadium record for scoring with 84 total points. The win was the 9th straight USA South win for the Captains dating back to last season.

CNU led 20-7 at the half, and then watched the Bishops pull to within four, 23-19, midway through the third quarter. The Captains then pulled away with two scores and coasted to the win. Sophomore running back Evan Moog (Williamsburg, Va.) scored three times on runs of 2, 3, and 39 yards. He ended up leading the team in rushing with 87 yards on 9 carries.

CNU's defense held the Bishops to 101 total rushing yards, with 51 coming on a touchdown run from Jacques Alston in the third quarter. The Captains forced four fumbles and picked off a pass.

CNU defensive end Justin Navarro scored on a 24-yard fumble recovery in the fourth quarter. Navarro made four tackles, a sack, and forced two fumbles as well.

Sophomore quarterback Lyndon Garner threw two touchdown passes and finished the game 14 of 19 for 175 yards. He is now 6-0 as a starting quarterback and hit senior tight end Justin Reidelbach and freshman Rudy Rudolph with scoring passes.

Sophomore kicker Stephen Denuel kicked three field goals, including a 46-yarder.

NC WESLEYAN	7	0	12	14-	33
CNU	13	7	10	21-	51

SCORING SUMMARY

1st					
11:47	CNU	Denuel	37 yd field goal	6-51	0 - 3
10:11	CNU	Reidelbach	23 yd pass from Garner (Denuel kick)	3-27	0 - 10
09:53	NCWC	Hollis	96 yd kickoff return (Quicker kick)		7 - 10
04:44	CNU	Denuel	46 yd field goal	9-41	7 - 13
2nd					
00:15	CNU	Moog	2 yd run (Denuel kick)	14-89	7 - 20
3rd					
10:42	CNU	Denuel	35 yd field goal	6-34	7 - 23
09:30	NCWC	Alston	51 yd run (rush failed)	5-71	13 - 23
07:18	NCWC	Edwards	20 yd pass from Paris (kick failed)	3-20	19 - 23
03:19	CNU	Rudolph	26 yd pass from Garner (Denuel kick)	1-26	19 - 30
4th					
10:29	CNU	Moog	3 yd run (Denuel kick)	14- 64	19 - 37
07:50	NCWC	Alston	3 yd run (Quicker kick)	7-38	26 - 37
05:42	CNU	Navarro	24 yd fumble recovery (Denuel kick)		26 - 44
02:27	CNU	Moog	39 yd run (Denuel kick)	2- 44	26 - 51
00:08	NCWC	Alston	1 yd run (Quicker kick)	10-64	33 - 51

Team Statistics	NCWC	CNU
Score	33	51
FIRST DOWNS	17	20
NET YARDS RUSHING	101	237
Rushing Attempts	36	52
Average Per Rush	2.8	4.6
NET YARDS PASSING	178	218
Completions-Attempts-Int	22-35-1	16-22-0
TOTAL OFFENSE YARDS	279	455
Total offense plays	71	74
Fumbles: Number-Lost	6-4	2-1
Penalties: Number-Yards	2-30	8-77
PUNTS-YARDS	4-126	5-184
Average Yards Per Punt	31.5	36.8
KICKOFFS-YARDS	5-229	10-535
Average Yards Per Kickoff	45.8	53.5
Punt returns: Number-Yards-TD	1-57-0	0-0-0
Kickoff returns: Number-Yds-TD	10-260-1	5-63-0
Average Per Return	26.0	12.6
Interceptions: Number-Yds-TD	0-0-0	1-20-0
Fumble Returns: Number-Yds-TD	0-0-0	1-24-1
Possession Time	23:38	36:22
Third-Down Conversions	8 of 16	8 of 16
Fourth-Down Conversions	1 of 2	0 of 0
Red-Zone Scores-Chances	3-3	4-4
Sacks By: Number-Yards	1-6	3-13

RUSHING: NCWC Alston 10-69-3, J. Smith 11-28-0, Paris 13-27-0, Nichols 1-0-0. CNU Moog 9-87-3, Stovall 20-85-0, Morrast 14-59-0, Noel 4-5-0, Garner 4-2-0.

PASSING: NCWC Paris 22-35-1 178 1. CNU Garner 14-19-0 175 2, Morrast 2-2-0 43 0.

RECEIVING: NCWC Revelle 7-45-0, Edwards 4-42-1, Butler 4-30-0, Coffield 3-40-0, Alston 2--2-0, J. Smith 1-13-0, S. Smith 1-10-0. CNU Noel 5-26-0, Epps 4-41-0, Rudolph 2-68-1, Reidelbach 2-33-1, Coiner 2-30-0, Garner 1-1-0, Morrast 0-19-0.

Attendance: 6,141

GAME 8

CHRISTOPHER NEWPORT 27, GREENSBORO 22

October 29, 2011

Jamieson Stadium

Greensboro, NC 1:00 pm

It wasn't pretty, but it was a win. The Christopher Newport football squad is now 5-0 atop the USA South Athletic Conference following a 27-22 road win at Greensboro College Saturday. The hard-fought win at Jamieson Stadium improves CNU's overall record to 6-2.

CNU turned the ball over three times on fumbles. The Captains were still able to build a 27-10 lead with 5:56 left in the fourth quarter, only to give up 12 late points to the Pride for the 27-22 final verdict.

The victory was the 10th straight conference win for the Captains dating back to last season. Sophomore running back Markeese Stovall scored all three CNU touchdowns on runs of 1, 2, and 5 yards. Stovall carried the ball 24 times for 70 yards. He is now 85 yards shy of 1,000 yards for the season, and has now scored 11 touchdowns this year in eight games.

Sophomore kicker Stephen Denuel kicked field goals of 32 and 45 yards, and is now 14 of 16 for the season.

The Captains lost their starting quarterback, sophomore Lyndon Garner to a leg injury in the third quarter. Garner, who replaced junior Christian Woelfel-Monsivais earlier this season due to injury, did not return. Garner was 5 for 10 passing for 79 yards.

Junior Aaron Edwards stepped in at quarterback and completed 6 of 7 passes for 39 yards. Freshman Marcus Morrast carried the ball 12 times for 88 yards and also returned two kicks for 65 yards and two punts for 35 yards.

On defense, sophomore cornerback Derek Britt led the Captains with 9 tackles. Greensboro senior linebacker Allen Stallings set a new school record with 26 tackles in the game. The Pride falls to 0-8 overall and 0-5 in conference games.

CNU	7	10	7	3 -	27
Greensboro	7	3	0	12-	22

SCORING SUMMARY

1st					
11:47	GC	Workman	31 yd run (Langmyer kick)	5-59	0 7
02:39	CNU	Stovall	1 yd run (Denuel kick)	7-52	7 7
2nd					
08:13	CNU	Stovall	5 yd run (Denuel kick)	15-90	14 7
00:25	GC	Langmyer	23 yd field goal	17-66	14 10
00:00	CNU	Denuel	45 yd field goal	3-20	17 10
3rd					
08:36	CNU	Stovall	2 yd run (Denuel kick)	10-50	24 10
4th					
05:56	CNU	Denuel	32 yd field goal	10-25	27 10
03:00	GC	Taylor	1 yd pass from Thronset (kick blocked)	8-58	27 16
00:52	GC	Russell	14 yd pass from Thronset (pass failed)	3-33	27 22

Team Statistics	CNU	GBoro
Score	27	22
FIRST DOWNS	20	17
NET YARDS RUSHING	177	132
Rushing Attempts	50	25
Average Per Rush	3.5	5.3
NET YARDS PASSING	135	174
Completions-Attempts-Int	12-18-0	25-44-1
TOTAL OFFENSE YARDS	312	306
Total offense plays	68	69
Average Gain Per Play	4.6	4.4
Fumbles: Number-Lost	3-3	0-0
Penalties: Number-Yards	6-47	3-29
PUNTS-YARDS	1-38	4-128
Average Yards Per Punt	38.0	32.0
KICKOFFS-YARDS	5 - 278	3 - 156
Average Yards Per Kickoff	55.6	52.0
Punt returns: Number-Yards-TD	2-35-0	0-0-0
Average Per Return	17.5	0
Kickoff returns: Number-Yds-TD	2-65-0	5-92-0
Average Per Return	32.5	18.4
Interceptions: Number-Yds-TD	1--5-0	0-0-0
Fumble Returns: Number-Yds-TD	0-0-0	0-0-0
Possession Time	34:08	25:01
Third-Down Conversions	10 of 16	5 of 16
Fourth-Down Conversions	1 of 2	3 of 5
Red-Zone Scores-Chances	5-6	2-2

RUSHING: CNU Morrast 12-88-0, Stovall 24-70-3, Moog 6-19-0, Garner 4-14-0, Edwards 2- -5-0, Epps 1- -7-0. GC Scott 19-84-0, Workman 1-31-1, Leopold 1-12-0, Thronset 4-5-0.

PASSING: CNU Garner 6-11-0 96 0, Edwards 6-7-0 39 0. GC Thronset 25-44-1 174 2.

RECEIVING: CNU Rudolph 4-60-0, Epps 4-47-0, Coiner 2-17-0, Stevens 1-6-0, Pearce 1-5-0. GC Russell 12-97-1, Scott 8-50-0, Honeycutt 3-22-0, Beasley 1-4-0, Taylor 1-1-1.

Attendance: 795

GAME 9

CHRISTOPHER NEWPORT 48, FERRUM 30

November 5, 2011

W. B. Adams Stadium

Ferrum, VA 1:00 pm

In a first-place showdown in the USA South with an NCAA berth on the line, the Captains of Christopher Newport defeated Ferrum College Saturday at W.B. Adams Stadium, 48-30. For CNU, it will be the 8th NCAA trip in 11 seasons of football.

The Captains scored first and trailed only briefly early in the game, 7-6. CNU jumped to a 27-10 lead at the half. The Panthers scored early in the third quarter to cut the lead to 27-16, only to see the Captains post two quick touchdowns to essentially put the game on ice.

Due to injuries, the Captains started junior third-string quarterback Aaron Edwards. Edwards stepped in and threw four touchdown passes to lead Christopher Newport. Christopher Newport, decimated by injuries all season, lost sophomore running back Markeese Stovall in the first half to a twisted ankle. Sophomore Evan Moog stepped in and scored twice for CNU.

Freshman wide receiver Rudy Rudolph also was a big factor. Rudolph, seeing more time due to an injury to sophomore Kentel Noel, caught two TD passes from Edwards.

The Christopher Newport defense did a fantastic job all day against senior Ferrum quarterback Marcus Mayo. CNU picked off three passes from Mayo and contained the Ferrum option offense. Dayn Washburn, Daniel Lewis, and Marvin Mills accounted for the three picks.

Christopher Newport has now won 10 of 11 all-time meetings with Ferrum, and eight straight dating back to 2003. The victory secures the league's NCAA bid for the Captains. This will be the first time since 2004 the Captains have advanced to the NCAA Tournament in consecutive seasons.

CNU	13	14	14	7 -	48
FERRUM	7	3	6	14-	30

SCORING SUMMARY

1st		
07:20	CNU - Ailstock 10 yd pass from Edwards (kick blocked)	7-66 6 0
06:20	FC - Gilbert 10 yd run (Puschell kick)	2-9 6 7
01:12	CNU - Morrast 2 yd run (Denuel kick)	10-69 13 7
2nd		
11:16	CNU - Rudolph 54 yd pass from Edwards (Denuel kick)	2-59 20 7
09:58	CNU - Moog 46 yd run (Denuel kick)	3-61 27 7
04:28	FC - Puschell 34 yd field goal, 5-18	27 10
3rd		
10:33	FC - Gilbert 51 yd run (rush failed)	2-57 27 16
05:24	CNU - Epps 5 yd pass from Edwards (Denuel kick)	9-60 34 16
04:30	CNU - Moog 39 yd run (Denuel kick), 2-38	41 16
4th		
14:56	FC - Mayo 1 yd run (pass failed)	11-67 41 22
11:27	CNU - Rudolph 20 yd pass from Edwards (Denuel kick)	7-55 48 22
08:39	FC - Gilbert 8 yd run (Mayo rush), 7-60	48 30

Team Statistics	CNU	FC
Score	48	30
FIRST DOWNS	25	13
NET YARDS RUSHING	241	208
Rushing Attempts	53	33
Average Per Rush	4.5	6.3
NET YARDS PASSING	223	108
Completions-Attempts-Int	16-24-1	8-23-3
TOTAL OFFENSE YARDS	464	316
Total offense plays	77	56
Average Gain Per Play	6.0	5.6
Fumbles: Number-Lost	4-2	1-1
Penalties: Number-Yards	2-20	4-38
PUNTS-YARDS	3-98	3-112
Average Yards Per Punt	32.7	37.3
KICKOFFS-YARDS	6 - 284	6 - 260
Average Yards Per Kickoff	47.3	43.3
Punt returns: Number-Yards-TD	1-17-0	0-0-0
Average Per Return	17.0	0
Kickoff returns: Number-Yds-TD	5-78-0	6-98-0
Average Per Return	15.6	16.3
Interceptions: Number-Yds-TD	3-0-0	1-0-0
Fumble Returns: Number-Yds-TD	0-0-0	0-0-0
Possession Time	37:54	22:06
Third-Down Conversions	6 of 13	4 of 11
Fourth-Down Conversions	3 of 4	1 of 2

RUSHING: CNU Moog 27-140-2, Stovall 12-55-0, Morrast 12-47-1, Edwards 2- -1-0. FC Gilbert 16-129-3, Mayo 10-54-1, Lesine 2-16-0, C. Smith 1-7-0, K. Smith 2-3-0.

PASSING CNU Edwards 16-23-1 223 4, Morrast 0-1-0 0 0. FC Mayo 8-23-3 108 0.

RECEIVING CNU Rudolph 7-135-2, Epps 6-61-1, Reidelbach 1-10-0, Ailstock 1-10- 1, Coiner 1-7-0. FC Jackson 4-62-0, West 2-19-0, Brubaker 1-16-0, Gilbert 1-11-0.

Attendance: 3,758

GAME 10

CHRISTOPHER NEWPORT 45, MARYVILLE 20

November 12, 2011

POMOCO Stadium

Newport News, VA 1:00 pm

In his second career start, junior quarterback Aaron Edwards had another impressive day under center, throwing for the third most yards in CNU history as the Captains blew past Maryville College, 45-20. The Captains cap an undefeated USA South season for their second outright conference championship in school history.

Maryville took a 3-0 lead in the first quarter when Andrew Noboa knocked home a 20-yard field goal, but the Captains took over after that, scoring four straight touchdowns to take a 28-3 lead halfway through the second quarter.

A record-setting performance from junior quarterback Aaron Edwards in just his second career start led the way. Edwards connected for 4-, 48- and 74-yard touchdown passes en route to 245 yards passing in the first half.

Edwards was 14-of-18 through the air in the first half with three touchdowns, while sophomore running back Evan Moog rushed for 63 yards on 12 carries. In the second half, the Captains continued to impress through the air, as Chris Coiner posted one of the most impressive days in school history yardage-wise. The tight end finished the day with four catches for 157 yards and a touchdown. Rookie Rudy Rudolph posted his second straight two-touchdown day for the Captains, including another over 45-yards, his fourth long score of the season.

Edwards posted with the third most passing yards in a game in program history, finishing the day with 314 yards through the air. He completed 17-of-24 with three touchdowns and no interceptions. Moog led the team's ground attack with 93 yards on 21 carries.

Defensively, senior Mike King led the way in his final regular season home game, with 11 total tackles. Classmate Dayn Washburn added eight tackles including 1.5 sacks.

Maryville	3	7	3	7 -	20
CNU	7	24	7	7 -	45

SCORING SUMMARY

1st		
08:27	MVC - Noboa 20 yd field goal, 13-74	0 3
03:57	CNU - Epps 4 yd pass from Edwards (Denuel kick)	9-76 7 3
2nd		
13:24	CNU - Rudolph 48 yd pass from Edwards (Denuel kick)	7-85 14 3
09:37	CNU - Morrast 10 yd run (Denuel kick)	8-50 21 3
07:40	CNU - Coiner 74 yd pass from Edwards (Denuel kick)	1-74 28 3
05:12	MVC - Felder 3 yd run (Noboa kick)	7-70 28 10
00:00	CNU - Denuel 26 yd field goal, 5-33	31 10
3rd		
09:07	CNU - Rudolph 29 yd pass from Morrast (Denuel kick)	7-86 38 10
00:17	MVC - Noboa 44 yd field goal, 9-27	38 13
4th		
03:15	CNU - Moog 2 yd run (Henderson kick), 9-62	45 13
01:41	MVC - Idlette 6 yd pass from Conner (Noboa kick)	45 20

Team Statistics	MVC	CNU
Score	20	45
FIRST DOWNS	23	26
NET YARDS RUSHING	156	203
Rushing Attempts	37	45
Average Per Rush	4.2	4.5
NET YARDS PASSING	235	343
Completions-Attempts-Int	21-37-1	18-25-0
TOTAL OFFENSE YARDS	391	546
Total offense plays	74	70
Average Gain Per Play	5.3	7.8
Fumbles: Number-Lost	2-1	2-0
Penalties: Number-Yards	4-61	3-35
PUNTS-YARDS	5-150	5-166
Average Yards Per Punt	30.0	33.2
KICKOFFS-YARDS	5-276	6-272
Average Yards Per Kickoff	55.2	45.3
Punt returns: Number-Yards-TD	1-6-0	0-0-0
Average Per Return	6.0	0.0
Kickoff returns: Number-Yds-TD	5-51-0	4-71-0
Average Per Return	10.2	17.8
Interceptions: Number-Yds-TD	0-0-0	1-19-0
Fumble Returns: Number-Yds-TD	0-0-0	0-0-0
Possession Time	30:01	29:59
Third-Down Conversions	4 of 13	5 of 11
Fourth-Down Conversions	2 of 3	1 of 1

RUSHING: MVC Burston 20-63-0, Brooks 6-60-0, Felder 7-30-1, Conner 1-9-0, Williams 2-1-0, Johnson 1--7-0. CNU Moog 21-93-1, Morrast 15-73-1, Reaves 2-14-0, Driskill 3-14-0, Rudolph 1-11-0, Edwards 2-1-0, TEAM 1--3-0.

PASSING: FC Burston 17-33-1 183 0, Conner 3-3-0 51 1, Williams 1-1-0 1 0. CNU Edwards 17-24-0 314 3, Morrast 1-1-0 29 1.

RECEIVING: FC Idlette 7-84-1, Roach 5-60-0, Bledsoe 2-28-0, Williams 2-23-0, Franklin 1-19-0, Johnson 1-14-0, Winders 1-5-0, Burston 1-1-0, Felder 1-1-0. CNU Epps 6-49-1, Coiner 4-157-1, Rudolph 4-92-2, Pearce 3-35-0, Reidelbach 1-10-0.

Attendance: 2,538

GAME 11

KEAN 34, CHRISTOPHER NEWPORT 10

November 19, 2011

Kean Alumni Stadium

Union, NJ 12:00 pm

In just a mere minute of football, the 2011 CNU football season came crashing down. The Captains were trailing Kean University, 14-7, late in the second quarter when the meltdown began. Christopher Newport gave up three touchdowns to Kean in a span of 53 seconds and essentially put the game away.

The pre-halftime nightmare gave the Cougars a 34-7 lead, and Kean held off CNU in the second half to advance in the Division III NCAA Football Championship. The 34-10 final verdict will put the Cougars up against Salisbury in the second round, while the Captains season ends at 8-3.

CNU's defense did not allow a first down to Kean in the entire second half.

Junior quarterback Aaron Edwards, who had battled the flu all week, threw five interceptions in the loss. Three of the five came in the moments before halftime leading to three Kean touchdowns. Edwards scored CNU's only touchdown of day, a 1-yard plunge earlier in the second quarter that had cut Kean's lead to 14-7. Edwards finished 15 of 29 throwing for 178 yards.

Sophomore kicker Stephen Denuel booted a 29-yard field goal for the only score of the second half. The field goal tied the all-time CNU mark for field goals in a season with 16. The defeat snapped a 7-game CNU winning streak and ended the Captains season at 8-3.

CNU	0	7	3	0 -	10
KEAN	14	20	0	0 -	34

SCORING SUMMARY

1st				
11:48	KEAN - DiMicco 20 yd run (Daniels kick), 6-44		0	7
00:38	KEAN - DiMicco 9 yd run (Daniels kick), 13-77		0	14
2nd				
09:36	CNU - Edwards 1 yd run (Denuel kick), 13-70		7	14
01:23	KEAN - Kvalheim 35 yd pass from D'Ambrisi (Daniels kick) 3-36		7	21
01:16	KEAN - Clerk 19 yd interception (kick failed)		7	27
00:30	KEAN - Suozzo 21 yd pass from D'Ambrisi (Daniels kick) 2-21		7	34
3rd				
08:37	CNU - Denuel 29 yd field goal, 10-61		10	34

Team Statistics

	CNU	KU
Score	10	34
FIRST DOWNS	19	11
NET YARDS RUSHING	144	95
Rushing Attempts	42	27
Average Per Rush	3.4	3.5
NET YARDS PASSING	194	166
Completions-Attempts-Int	16-33-5	17-27-1
TOTAL OFFENSE YARDS	338	261
Total offense plays	75	54
Fumbles: Number-Lost	2-1	0-0
Penalties: Number-Yards	2-20	6-55
PUNTS-YARDS	2-67	7-264
Average Yards Per Punt	33.5	37.7
KICKOFFS-YARDS	3 - 184	6 - 352
Average Yards Per Kickoff	61.3	58.7
Punt returns: Number-Yards-TD	1-2-0	1-8-0
Kickoff returns: Number-Yds-TD	6-86-0	3-88-0
Average Per Return	14.3	29.3
Interceptions: Number-Yds-TD	1-6-0	5-44-1
Possession Time	32:28	27:32
Third-Down Conversions	7 of 15	7 of 14
Fourth-Down Conversions	1 of 4	0 of 0
Red-Zone Scores-Chances	2-3	2-2

RUSHING: CNU Morrast 18-72-0, Moog 17-55-0, Noel 1-14-0, Reaves 2-10-0, Rudolph 1-1-0, Neumann 1--3-0, Edwards 2--5-1. **KEAN** DiMicco 19-73-2, Mendoza 3-11-0, McKee 2-8-0, Kinney 1-3-0, D'Ambrisi 1-1-0.

PASSING: CNU Edwards 15-29-5 178 0, Morrast 1-2-0 16 0, Epps 0-1-0 0 0, Neumann 0-1-0 0 0. **KEAN** D'Ambrisi 17-27-1 166 2.

RECEIVING: CNU Epps 3-49-0, Reidelbach 3-40-0, Coiner 3-35-0, Rudolph 3-23-0, Noel 1-20-0, Ailstock 1-14-0, Stevens 1-7-0, Atkinson 1-6-0. **KEAN** Denehy 8-54-0, Suozzo 3-38-1, Davis 2-27-0, DiMicco 2-3-0, Kvalheim 1-35-1, Pitarresi 1-9-0.

Attendance: 3,943





CNU FOOTBALL FIRSTS

First Game-----Sept. 1, 2001 vs. Salisbury
 First Win-----CNU 35, Greensboro 10, Oct. 6, 2001
 First Loss-----Salisbury 21, CNU 6, Sept. 1, 2001
 First Home Win-----CNU 21, Chowan 15, Oct. 13, 2001
 First Away Game-----at Randolph-Macon, Sept. 8, 2001
 First Away Win-----CNU 35, Greensboro 10, Oct. 6, 2001
 First CNU Shutout-----CNU 45, Averett 0, Nov. 3, 2001 at Danville, Va.
 First Opponent Shutout-----Rowan 21, CNU 0, Sept. 6, 2003 at Glassboro, NJ
 First Coin Toss-----CNU wins and defers, Sept. 1, 2001
 First score-----74-yard run by Kaveh Conaway, Sept. 1, 2001
 First Touchdown-----74-yard run by Kaveh Conaway, Sept. 1, 2001
 First Touchdown Pass-----Eric Carlson to Tyrell Veney, 9 yards, Oct. 6, 2001
 First Offensive Play-----Richy Ingram, incomplete pass, Sept. 1, 2001
 First 100-Yard Rushing Day-----111 yards by Kaveh Conaway, Sept. 8, 2001
 First 100-Yard Passing Day-----Eric Carlson, 115 yards, Oct. 6, 2001
 First Field Goal-----36 yards by Justin Williams, Sept. 8, 2001
 First Extra Point-----Justin Williams, Sept. 8, 2001
 First 2-Pt Conversion-----Eric Carlson pass to Kaveh Conaway, Oct. 20, 2001
 First 2-Touchdown Day-----Kaveh Conaway, Sept. 29, 2001
 First 3-Touchdown Day-----Mario Marin, Oct. 20, 2001
 First 4-Touchdown Day-----George Jones, Oct. 25, 2003
 First Lead-----CNU 7, Shenandoah 0, Sept. 29, 2001
 First Interception-----Lamar Claiborne vs. Shenandoah, Sept. 29, 2001
 First Penalty-----CNU offsidess on opening kickoff, Sept. 1, 2001
 First Back-to-Back Wins-----35-10 at Greensboro and 21-15 vs. Chowan, 2001
 First 3-Game Winning Streak-----Oct. 6, 2001 - Oct. 20, 2001
 First 4-Game Winning Streak-----Oct. 6, 2001 - Nov. 3, 2001
 First 5-Game Winning Streak-----Oct 6, 2001 - Nov. 10, 2001
 First 6-game Winning Streak-----Sept. 13, 2003-Oct. 25, 2003
 First 7-game Winning Streak-----Sept. 13, 2003- Nov. 15, 2003
 First Winning Season-----2001 (Inaugural season, 5-4 record)
 First Dixie Championship-----2001 (CNU 5-1 in Conference play)
 First USA South Championship-----2003 (CNU 5-1 in Conference play)
 First NCAA Playoff Game-----Nov. 17, 2001 at Widener (L 56-7)
 First Home NCAA Playoff Game-----Nov. 22, 2003 vs. Muhlenberg
 First NCAA Playoff Win-----CNU 24, Muhlenberg 20, Nov. 22, 2003
 First NCAA Road Playoff Win-----CNU 35, at Salisbury 24, Nov. 20, 2004

RETURNS FOR TOUCHDOWNS

By CNU: First Kickoff Return for Touchdown
 87 yards by David Briggs vs. Salisbury-----2002
 By Opponent: 88 yards by Jeremy Dixon of Averett-----2009
 First Punt Returns for Touchdown
 By CNU: 85 yards by Kaveh Conaway vs. Greensboro -----2001
 By Opponent: None
 First Blocked Punt for Touchdown
 By CNU: 30 yards by Jason Harrell vs. Greensboro -----2001
 By Opponent: 19 yards by Cameron Garvin of Bridgewater -----2004

First Interception Return for Touchdown
 By CNU: Hosh Weekes 23 yards vs. Muhlenberg (NCAA), 2003
 By Opponent: Jacquis McCray of Salisbury, 29 yards, 2005
 First Fumble Return for Touchdown
 By CNU: Jovonn Quillen 22 yards vs. Methodist, 2003
 By Opponent: None

SAFETIES

Safety Recorded
 By CNU: at Shenandoah, PAT return, 2002
 By Opponent: by Chowan, 2001

SHUTOUTS

Shutout at CNU
 By CNU: vs. Averett, 2002 (27-0)
 By Opponent: None
 Shutout on the Road
 By CNU: vs. Averett, 2001 (45-0)
 By Opponent: vs. Rowan, 2003 (21-0)

CONVERSIONS

First PAT
 By CNU: Justin Williams vs. Randolph-Macon-----2001
 By Opponent: Paul Jacko, Salisbury-----2001

RUSHING

First 100-Yard Game
 By CNU: Kaveh Conaway vs. Randolph-Macon (111 yards)-----2001
 By Opponent: Sean Monpetit, Salisbury (100 yards) -----2001
 Rushing Touchdown
 By CNU: Kaveh Conaway vs. Salisbury (74 yards)-----2001
 By Opponent: Mac Mollet, Salisbury (9 yards)-----2001

PASSING

First 100-Yard Game
 By CNU: Eric Carlson vs. Greensboro (110 yards) -----2001
 By Opponent: Hunter Price, Randolph-Macon (219 yards)-----2001
 Passing Touchdown
 By CNU: Eric Carlson to Tyrell Veney vs. Greensboro (9 yards)-----2001
 By Opponent: Mac Mollet to John Stark, Salisbury (17 yards) -----2001

RECEIVING

First 100-Yard Game
 By CNU: George Jones vs. Methodist (190 yards) -----2003
 By Opponent: Michael Coleman, Widener (194 yards)-----2001

PUNTING/KICKING

First 60+-Yard Punt
 By CNU: Phillip Jones vs. Methodist (68 yards) -----2001
 By Opponent: Rick Nistler, Salisbury (61 yards) -----2001
 Field Goal
 By CNU: Justin Williams vs. Randolph-Macon (36 yards) -----2001
 By Opponent: David Ping, Randolph-Macon (28 yards) -----2001



INDIVIDUAL RECORDS

RUSHING

Most Rushes

Game: 40 Roland Hilliard vs. Methodist, 2004
 40 Roland Hilliard vs. Salisbury, 2006
 Season: 267 Tunde Ogun, 2008
 Career: 638 Roland Hilliard, 2003-06

Longest Rush

Game 91 Antonio Epps at Ferrum, 2009

Rushing Yardage

Game: 285 Tunde Ogun at Averett, 2009
 Season: 1794 Tunde Ogun, 2008
 Career: 3425 Tunde Ogun, 2007-09

Yards per Attempt

(10 game, 100 season, 200 career)

Game: 10.6 Roland Hilliard vs. Maryville, 2006
 Season: 6.7 Tunde Ogun, 2008
 Career: 5.5 Tunde Ogun, 2007-09

Rushing Touchdowns

Game: 3 Mario Marin vs. Methodist, 2001
 3 Mario Marin vs. Greensboro, 2003
 3 Mario Marin vs. Chowan, 2003
 3 Brandon Jones vs. Chowan, 2005
 3 Roland Hilliard vs. Salisbury, 2006
 3 Tunde Ogun vs. Averett, 2007
 3 Mike Thomas vs. Shenandoah, 2007
 3 Tunde Ogun vs. Maryville, 2008
 3 Tunde Ogun vs. Methodist, 2008
 3 Tunde Ogun vs. Wash. & Jeff., 2008
 3 Tunde Ogun at Averett, 2009
 3 Keith Gaines vs. Methodist, 2010
 3 Markeese Stovall vs. Methodist, 2011
 3 Evan Moog vs. N.C. Wesleyan, 2011
 3 Markeese Stovall vs. Greensboro, 2011
 Season: 16 Tunde Ogun, 2008
 Career: 36 Tunde Ogun, 2007-09

100-Yard+ Games

Season: 8 Tunde Ogun, 2008
 Career: 16 Roland Hilliard, 2003-06

PASSING

Most Pass Attempts

Game: 50 Hudson Bryant vs. Salisbury, 2004
 Season: 279 Hudson Bryant, 2004
 Career: 550 Phillip Jones, 2001-05

Pass Completions

Game: 27 Phillip Jones vs. Ferrum, 2003
 Season: 154 Hudson Bryant, 2004
 Career: 292 Phillip Jones, 2001-05

Completion Percentage (10 game, 45 season)

Game: .929 Todd Faison (13-14) vs. Shenandoah, 2007
 Season: .651 Aaron Edwards (54-83), 2011
 Career: .596 Todd Faison (265-445), 2004-07

Passes Had Intercepted

Game: 4 Hudson Bryant vs. Salisbury, 2005
 Season: 14 Hudson Bryant, 2004
 Career: 23 Hudson Bryant, 2003-06

Longest Completion

Game: 85 Phillip Jones to Roland Hilliard vs. Muhlenberg, 2003
 85 Lyndon Garner to Rudy Rudolph vs. Methodist, 2011

Lowest Interception Percentage (100 attempts)

Season: .024 Phillip Jones, 2003
 Career: .027 Phillip Jones, 2001-05

Most Yards Passing

Game: 331 Todd Faison vs. Greensboro, 2007
 Season: 1995 Todd Faison, 2007
 Career: 3559 Phillip Jones, 2001-05

Touchdown Passes

Game: 5 Todd Faison vs. Greensboro, 2007
 Season: 20 Hudson Bryant, 2004
 Career: 25 Hudson Bryant, 2003-06

Consecutive Games with a Touchdown Pass

Season: 10 Hudson Bryant, 2004
 Career: 11 Hudson Bryant, 2004-05

Total Offense

Game: 350 Todd Faison (331 passing, 19 rushing) vs. Greensboro, 2007
 Season: 2039 Hudson Bryant, 2004
 Career: 3599 Phillip Jones, 2001-05

RECEIVING

Most Passes Caught

Game: 13 T.J. Foster at Mary Hardin-Baylor, 2010
 Season: 64 Jesse Bradshaw, 2007
 Career: 132 George Jones, 2003-06

Longest Pass Reception

Game: 85 Roland Hilliard from Phillip Jones vs. Muhlenberg, 2003

Most Yards Gained Receiving

Game: 272 Jesse Bradshaw vs. N.C. Wesleyan, 2007
 Season: 1178 Jesse Bradshaw, 2007
 Career: 1930 Nathan Davis, 2002-05

Yards per Reception (4 catches, 10 catches)

Game: 40.8 T.J. Foster at Shenandoah, 2010
 Season: 24.8 Rudy Rudolph, 2011
 Career: 18.3 T.J. Foster, 2007-10

Most Touchdown Passes Caught

Game: 3 George Jones vs. Methodist, 2003
 3 Nathan Davis vs. Methodist, 2005
 3 Jesse Bradshaw vs. Greensboro, 2007
 Season: 10 Nathan Davis, 2004
 10 Jesse Bradshaw, 2007
 10 T.J. Foster, 2010
 Career: 19 Nathan Davis, 2002-05

PUNTS

Most Punts

Game: 9 Phillip Jones vs. Shenandoah, 2001
 9 Matt Barcus vs. Averett, 2005
 9 Jim King vs. Wesley, 2010
 Season: 55 Phillip Jones, 2002
 Career: 135 Phillip Jones, 2001-05

Best Punting Average

Game: 50.5 Matt Barcus vs. Salisbury, 2007
 Season: 42.8 Matt Barcus, 2007
 Career: 39.7 Matt Barcus, 2005-07

Longest Punt

Game: 68 Phillip Jones vs. Methodist, 2001

PUNT RETURNS

Most Punt Returns

Game: 5 four times (most recent: Kentel Noel vs. Greensboro, 2010)
 Season: 24 Jovonn Quillen, 2003
 Career: 53 Nathan Davis, 2002-05

Longest Punt Return

Game: 85 Kaveh Conaway vs. Greensboro, 2001

Most Punt Return Yards

Game: 206 Kentel Noel vs. Greensboro, 2010
 Season: 348 Kentel Noel, 2010
 Career: 473 Nathan Davis, 2002-05

Best Punt Return Average

Season: 24.9 Kentel Noel, 2010
 Career: 19.8 George Jones, 2003-06

KICKOFF RETURNS

Most Kickoff Returns

Game: 8 Kentel Noel vs. Mary Hardin-Baylor, 2010
 Season: 23 Kentel Noel, 2010
 Career: 47 Tony Spradlin, 2007-09

Most Kickoff Return Yards

Game: 134 Rob Rodriguez vs. Rowan, 2004
 Season: 479 Kentel Noel, 2010
 Career: 1023 Rob Rodriguez, 2003-06

Best Kickoff Return Average (3 returns)

Game: 26.8 Rob Rodriguez vs. Rowan, 2004
 Season: 29.9 David Briggs, 2002
 Career: 24.4 Rob Rodriguez, 2003-06

Longest Kickoff Return

Game: 95 Roland Hilliard vs. N.C. Wesleyan, 2006

SCORING

Most Points

Game: 26 George Jones vs. Methodist, 2004
 Season: 102 Tunde Ogun, 2008
 Career: 230 Tunde Ogun, 2007-09

Most Touchdowns

Game: 4 George Jones vs. Methodist, 2003
 Season: 16 Tunde Ogun, 2008
 Career: 36 Tunde Ogun, 2007-09

Most Extra Points

Game: 7 Jay Graham vs. Greensboro, 2007
 Season: 34 Jason Broskie, 2004
 34 Jay Graham, 2007
 Career: 114 Jay Graham, 2005-08

Most Extra Points Attempted

Game: 7 Jay Graham vs. Chowan, 2005
 7 Jay Graham vs. Ferrum, 2006
 7 Jay Graham vs. Greensboro, 2007
 Season: 37 Jason Broskie, 2004
 37 Jay Graham, 2006
 37 Stephen Denuel, 2011
 Career: 123 Jay Graham, 2005-08

Most Consecutive Extra Points

Season: 24 Jason Broskie, 2004
 Career: 42 Jay Graham, 2007-08

Most Field Goals

Game: 4 Jay Graham vs. Greensboro, 2008
 Season: 16 Jay Graham, 2008
 16 Stephen Denuel, 2011
 Career: 31 Jay Graham, 2005-08

Longest Field Goal

Game: 47 Jay Graham vs. Shenandoah, 2008

Most Points by a Kicker

Game: 17 Stephen Denuel vs. Stevenson, 2011
 Season: 80 Stephen Denuel, 2011
 Career: 207 Jay Graham, 2005-08

DEFENSE

Most Total Tackles

Game: 19 Kareem Morse vs. Rowan, 2005
 Season: 111 Justin Wood, 2004
 Career: 369 Justin Wood, 2002-

Tackles for a Loss

Game:	5	Ian Vincent vs. Averett, 2003
Season:	17	Jason Chandler, 2002
Career:	32.5	Justin Wood, 2002-05
	32.5	Adrin Diggs, 2007-10

Interceptions

Game:	3	Matt Long vs. Rowan, 2007
Season:	6	Anthony Matthews, 2002
Career:	8	Anthony Matthews, 2001-02
	8	Jay Kirland, 2006-09

Sacks

Game:	4	Jason Chandler vs. Randolph-Macon, 2002
	4	Ian Vincent vs. Averett, 2003
Season:	10	Jason Chandler, 2002
	10	Nathan Williams, 2005
Career:	17	Ian Vincent, 2001, 03-04

TEAM RECORDS

RUSHING

Most Rushing Attempts

Game:	72	at Averett, 2009
Season:	544	in 2002

Most Rushing Yards

Game:	509	at Averett, 2009
Season:	2566	in 2008

Rushing Yards per Attempt

Game:	8.4	Maryville, 2006
Season:	4.9	in 2008

PASSING

Most Passing Attempts

Game:	50	vs. Salisbury, 2004
Season:	347	in 2004

Most Passing Completions

Game:	27	vs. Ferrum, 2003
Season:	191	in 2004

Fewest Passing Attempts

Game:	9	twice (last: at Averett, 2009)
Season:	145	in 2001

Fewest Completions

Game:	4	several times
Season:	52	in 2001

Most Yards Passing

Game:	397	vs. Chowan, 2005
Season:	2363	in 2007

Best Completion Percentage

Game:	.789	vs. Shenandoah (15-19), 2007
Season:	.590	in 2007

Most Yards per Completion

Game:	24.0	vs. Shenandoah, 2009
Season:	14.4	in 2007

MISC.

Total Offense

Game:	603	vs. Chowan, 2004
Season:	4436	in 2004

Fewest Turnovers:

Game:	0, 12 times	most recent: vs. Methodist, 2010
Season:	12	in 2002

Scoring

Game:	55	vs. Ferrum, 2006
Season:	337	in 2004

Most Touchdowns

Game:	7	vs. Averett, 2001
	7	vs. Methodist, 2003
	7	vs. Chowan, 2004

	7	vs. Maryville, 2005
	7	vs. Ferrum, 2006
	7	vs. Greensboro, 2007
	7	vs. Methodist, 2010
Season:	46	in 2004

Most Rushing Touchdowns

Game:	6	vs. Shenandoah, 2007
	6	at Averett, 2009
Season:	26	in 2002

Most Passing Touchdowns

Game:	5	vs. Greensboro, 2007
Season:	23	in 2004

Field Goals

Game:	5	vs. Stevenson, 2011
Season:	16	in 2008
	16	in 2011

Most Extra Points

Game:	7	vs. Methodist, 2003
	7	vs. Ferrum, 2006
	7	vs. Greensboro, 2007
	7	vs. Methodist, 2010
Season:	37	in 2004

Most Punts

Game:	10	vs. Averett, 2005
Season:	58	in 2004

Punting Average

Game:	47.0	vs. Averett
Season:	39.7	in 2009

Most Punt Return Yards

Game:	206	vs. Greensboro, 2010
Season:	484	in 2003

Most Kickoff Return Yards

Game:	241	vs. N.C. Wesleyan, 2006
Season:	911	in 2006

Fewest Rushing Yards Allowed

Game:	-16	vs. Greensboro, 2002
Season:	1292	in 2008

Fewest Passing Yards Allowed

Game:	0	vs. Ferrum, 2004
Season:	1234	in 2003

Most Sacks

Game:	9	vs. Shenandoah, 2009
Season:	32	in 2002

Fewest Points Allowed

Game:	0	vs. Averett, 2001
	0	vs. Averett, 2002
	0	vs. Shenandoah, 2003
	0	vs. Methodist, 2003
	0	vs. Greensboro, 2006
	0	vs. Methodist, 2006
	0	vs. Shenandoah, 2007
Season:	134	in 2003

Total Defense

Game:	70	vs. Maryville, 2005
Season:	2541	in 2003

Most Interceptions

Game:	5	vs. Methodist, 2001
	5	vs. Ferrum, 2007
Season:	17	in 2002

Consecutive Games Unbeaten Streak

8 (8 wins) in 2008

Consecutive Games Winless Streak

5 (5 losses) from 2009-2010

Consecutive Games Conference Unbeaten Streak

10 (10 wins) from 2002-03

Consecutive Games Conference Winless Streak

2 (2 losses) in 2009

Opponents Records

Individual

Most Rushes		
45	Keone Kyle	Shenandoah.....2009
Longest Rush		
81	Kevin Roberts	Shenandoah.....2008
Rushing Yardage		
197	Dustin Johnson	Salisbury2005
Pass Completions		
35	Mike Orihel	Rowan.....2005
Longest Pass Completion		
90	Mike Carapaso	Greensboro2007
Most Yards Passing		
414	Mike Orihel	Rowan.....2005
Touchdown Passes		
5	Mike Orihel	Rowan.....2004
Most Passes Caught		
12	Chris Peoples	Methodist.....2008

Longest Pass Reception

90	Torrey Lowe	Greensboro2007
----	-------------	----------------------

Most Yards Gained Receiving

192	Michael Coleman	Widener.....2001
-----	-----------------	------------------

Team

Most Rushing Attempts	67	Salisbury2010
Most Rushing Yards	488	Salisbury2010
Most Passing Attempts	52	Rowan.....2005
Most Passing Completions	35	Rowan.....2005
Most Yards Passing	583	Widener.....2001
Most Touchdowns	9	M. Hardin-Baylor...2010
Field Goals	4	Randolph-Macon...2001



Several members of the T.C. Williams H.S. team, including head coach Herman Boone, that were the subject of the movie "Remember the Titans" joined the Captains on the field for the pre-game coin toss prior to the Chowan game.



GAME, SEASON, CAREER LEADERS

ALL-PURPOSE YARDS

Most All-Purpose Yards

Game	289	Tunde Ogun vs. N.C. Wesleyan, 2008
Season	1833	Tunde Ogun, 2008
Career	4477	Roland Hilliard, 2003-06

Top 5 All-Purpose Yards (Game)

1.	Tunde Ogun	290 vs. N.C. Wesleyan	2008
2.	Tunde Ogun	286 vs. Averett	2009
3.	Jesse Bradshaw	272 vs. NC Wesleyan	2007
4.	Tunde Ogun	254 vs. Methodist	2008
5.	Kaveh Conaway	245 vs. Averett	2001

Top 5 All-Purpose Yards (Season)

1.	Tunde Ogun	1833	2008
2.	Roland Hilliard	1646	2006
3.	Kaveh Conaway	1505	2001
4.	Roland Hilliard	1343	2004
5.	Jesse Bradshaw	1273	2007

Top 5 All-Purpose Yards (Career)

1.	Roland Hilliard	4477	2003-06
2.	Tunde Ogun	3463	2007-09
3.	George Jones	3176	2003-06
4.	Nathan Davis	2567	2002-05
5.	Mario Marin	2380	2001-03

RUSHING

Most Rushing Yards

Game	285	Tunde Ogun at Averett, 2009
Season	1794	Tunde Ogun, 2008
Career	3425	Tunde Ogun, 2007-09

Top 5 Rushing Yards (Game)

1.	Tunde Ogun	285 at Averett	2009
2.	Tunde Ogun	283 vs. N.C. Wesleyan	2008
3.	Tunde Ogun	254 vs. Methodist	2008
4.	Mike Thomas	239 vs. Methodist	2007
5.	Tunde Ogun	228 vs. Averett	2008

Top 5 Rushing Yards (Season)

1.	Tunde Ogun	1794	2008
2.	Roland Hilliard	1215	2006
3.	Roland Hilliard	1071	2004
4.	Keith Gaines	1016	2010
4.	Kaveh Conaway	989	2001

Top 5 Rushing Yards (Career)

1.	Tunde Ogun	3425	2007-09
2.	Roland Hilliard	3149	2003-06
3.	Mario Marin	2044	2001-03
4.	Thomas Thornton	1320	2001-05
5.	Branden Jones	1294	2002-05

LONGEST RUNS FROM SCRIMMAGE

1.	Antonio Epps	91t at Ferrum	2009
2.	Ramarcus Baylor	88t vs. Shenandoah	2007
3.	Tunde Ogun	75t vs. Averett	2008
4.	Kaveh Conaway	74t vs. Salisbury	2001
5.	Roland Hilliard	71t vs. Maryville	2006
6.	Mario Marin	69t vs. Greensboro	2003
7.	George Jones	67t vs. Averett	2006
8.	George Jones	65t vs. Maryville	2006
9.	Markeese Stovall	62t vs. Waynesburg	2011
10.	Reggie Greene	59t vs. N.C. Wesleyan	2004

RUSHING TOUCHDOWNS (GAME)

1.	Mario Marin	3 vs. Methodist	2001
	Mario Marin	3 vs. Greensboro	2003
	Mario Marin	3 vs. Chowan	2003
	Branden Jones	3 vs. Chowan	2005
	Roland Hilliard	3 vs. Salisbury	2006
	Mike Thomas	3 vs. Shenandoah	2007
	Tunde Ogun	3 vs. Averett	2007
	Tunde Ogun	3 vs. Maryville	2008
	Tunde Ogun	3 vs. Methodist	2008
	Tunde Ogun	3 vs. Washington & Jefferson	2008
	Tunde Ogun	3 vs. Averett	2009
	Keith Gaines	3 vs. Methodist	2010
	Markeese Stovall	3 vs. Methodist	2011
	Evan Moog	3 vs. N.C. Wesleyan	2011
	Markeese Stovall	3 vs. Greensboro	2011

TWO 100-YARD RUSHERS IN A GAME

2001 vs. Chowan	Thomas Thornton (132)/Kaveh Conaway (109)
2001 vs. Averett	Kaveh Conaway (163)/Adam Purcell (127)
2009 vs. Ferrum	Antonio Epps (127)/Tunde Ogun (106)

ALL-TIME 100-YARD RUSHING GAMES

RK.	YDS.....ATT	NAME	CLASS	Opponent	Year
1.	285.....34	Tunde Ogun	Sr.	Averett	2009
2.	283.....36	Tunde Ogun	Jr.	N.C. Wesleyan	2008
3.	254.....27	Tunde Ogun	Jr.	Methodist	2008
4.	239.....30	Mike Thomas	Jr.	Methodist	2007
5.	228.....32	Tunde Ogun	Jr.	Averett	2008
6.	225.....24	Tunde Ogun	Jr.	Maryville	2008
7.	215.....24	Roland Hilliard	So.	Chowan	2004
8.	207.....40	Roland Hilliard	Sr.	Salisbury	2006
9.	200.....34	Tunde Ogun	So.	Ferrum	2007
10.	195.....26	Tunde Ogun	Jr.	Shenandoah	2008
11.	184.....40	Roland Hilliard	So.	Methodist	2004
12.	181.....35	Tunde Ogun	Jr.	Ferrum	2008
13.	180.....21	Keith Gaines	Sr.	Methodist	2010
14.	175.....35	Roland Hilliard	Sr.	Wash&Jeff	2006

15.	170.....32	Kaveh Conaway	Fr.	Shenandoah	2001
	170.....17	Markeese Stovall	So.	Waynesburg	2011
17.	168.....34	Corey Legister	So.	Shenandoah	2009
18.	164.....31	Markeese Stovall	So.	Stevenson	2011
	163.....16	Mario Marin	Jr.	Greensboro	2003
	163.....18	Kaveh Conaway	Fr.	Averett	2001
21.	160.....29	Tunde Ogun	Jr.	Wash. & Jeff.	2008
22.	156.....18	Roland Hilliard	So.	Averett	2004
23.	149.....21	Roland Hilliard	Sr.	Averett	2006
	149.....28	Keith Gaines	Sr.	Ferrum	2010
25.	139.....21	Mario Marin	Jr.	Shenandoah	2003
26.	140.....24	Keith Gaines	Sr.	Frostburg St.	2010
	140.....27	Evan Moog	So.	Ferrum	2011
28.	132.....15	Thomas Thornton	Fr.	Chowan	2001
29.	131.....25	Roland Hilliard	Sr.	NC Wesleyan	2006
	131.....27	Tunde Ogun	Sr.	NC Wesleyan	2009
	131.....16	Keith Gaines	Sr.	Maryville	2010
32.	129.....20	Roland Hilliard	Jr.	Shenandoah	2005
	129.....26	Markeese Stovall	So.	Averett	2011
34.	128.....20	Roland Hilliard	Jr.	Averett	2005
35.	127.....7	Antonio Epps	So.	Ferrum	2009
	127.....12	Adam Purcell	Fr.	Averett	2001
37.	125.....27	Roland Hilliard	Sr.	Methodist	2006
	125.....29	Markeese Stovall	So.	Shenandoah	2011
39.	124.....27	Tunde Ogun	Sr.	Greensboro	2009
40.	123.....23	Roland Hilliard	Sr.	Shenandoah	2006
	123.....18	Keith Gaines	Sr.	NC Wesleyan	2010
42.	119.....16	Mario Marin	So.	Rand-Macon	2002
	119.....20	George Jones	So.	Rowan	2004
44.	117.....11	Roland Hilliard	Sr.	Maryville	2006
45.	116.....21	Mario Marin	So.	Greensboro	2002
46.	113.....5	George Jones	Sr.	Ferrum	2006
47.	112.....13	Mario Marin	So.	Bridgewater	2002
	112.....20	Tunde Ogun	So.	Averett	2007
	112.....21	Roland Hilliard	Jr.	Ferrum	2005
	112.....23	Tunde Ogun	Sr.	Methodist	2009
51.	111.....18	Kaveh Conaway	Fr.	Rand-Macon	2001
	111.....20	Mario Marin	So.	Shenandoah	2002
53.	109.....13	Kaveh Conaway	Fr.	Chowan	2001
	109.....23	Roland Hilliard	Jr.	Greensboro	2005
55.	108.....21	Tunde Ogun	Jr.	Wilkes	2008
56.	107.....21	Roland Hilliard	Jr.	NC Wesleyan	2005
57.	106.....32	Tunde Ogun	Sr.	Ferrum	2009
58.	105.....26	Kaveh Conaway	Fr.	Ferrum	2001
	105.....11	Tunde Ogun	So.	Salisbury	2007
60.	102.....19	Mike Thomas	Jr.	Maryville	2007
61.	101.....15	Roland Hilliard	So.	Shenandoah	2004
62.	100.....6	Ramarcus Baylor	Sr.	Shenandoah	2007

CONSECUTIVE 100-YARD RUSHING GAMES

1.	6	Tunde Ogun	Jr.	2008
2.	4	Roland Hilliard	Sr.	2006
	4	Tunde Ogun	Sr.	2009
4.	3	Mario Marin	So.	2002
	3	Roland Hilliard	Jr.	2005
	3	Keith Gaines	Sr.	2010
7.	2 (twice)	Markeese Stovall	So.	2011
	2	Mike Thomas	Jr.	2007
	2	Tunde Ogun	So.	2007
	2	Roland Hilliard	Sr.	2006
	2	Roland Hilliard	So.	2004
	2	Mario Marin	Jr.	2003
	2 (twice)	Kaveh Conaway	Fr.	2001

100-YARD GAMES (SEASON)

1.	8	Tunde Ogun	Jr.	2008
2.	6	Roland Hilliard	Sr.	2006
3.	5	Kaveh Conaway	Fr.	2001
	5	Roland Hilliard	Jr.	2005
	5	Tunde Ogun	Sr.	2009
	5	Keith Gaines	Sr.	2010
7.	4	Mario Marin	So.	2002
	4	Roland Hilliard	So.	2004
	4	Markeese Stovall	So.	2011
9.	2	Tunde Ogun	So.	2007
	2	Mike Thomas	Jr.	2007
	2	Mario Marin	Jr.	2003

100-YARD GAMES (CAREER)

1.	16	Tunde Ogun	2007-09
2.	15	Roland Hilliard	2003-06
3.	6	Mario Marin	2001-03
4.	5	Kaveh Conaway	2001
5.	5	Keith Gaines	2008-10

PASSING

Most Passing Yards

Game	331	Todd Faison at Greensboro	2007
Season	1995	Todd Faison	2007
Career	3523	Todd Faison	2004-07

Top 5 Passing Yards (Game)

1.	Todd Faison	331 vs. Greensboro	2007
2.	Phillip Jones	321 at Methodist	2005
3.	Todd Faison	313 vs. Averett	2007
4.	Phillip Jones	308 vs. Chowan	2005
5.	Todd Faison	292 vs. NC Wesleyan	2007

Top Passing Yards (Season)

1.	Todd Faison	1995	2007
2.	Hudson Bryant	1921	2004
3.	Phillip Jones	1706	2003
4.	Todd Faison	1517	2006
5.	Phillip Jones	1408	2005

Top Passing Yards (Career)

1.	Todd Faison	3523	2004-07
2.	Phillip Jones	3459	2001-05
3.	Hudson Bryant	2763	2003-06
4.	Matt Long	1699	2006-10
4.	Eric Carlson	1122	2001-02

LONGEST PASSES FROM SCRIMMAGE

1.	Phillip Jones	85t vs. Muhlenberg (NCAA)	2003
	Lyndon Garner	85t vs. Methodist	2011
3.	Todd Faison	80t vs. Greensboro	2007
4.	Hudson Bryant	76t vs. Bridgewater	2004
5.	Phillip Jones	73t vs. Greensboro	2003

ALL-TIME 200-YARD PASSING GAMES

RK.	YDS	CMP	NAME	CLASS	Opponent	Year
1.	331	..19	Todd Faison	Sr.	Greensboro	2007
2.	321	..24	Phillip Jones	5th yr. Sr	Methodist	2005
3.	314	..17	Aaron Edwards	Jr.	Maryville	2011
4.	313	..23	Todd Faison	Sr.	Averett	2007
5.	308	..17	Phillip Jones	5th yr. Sr	Chowan	2005
6.	292	..14	Todd Faison	Sr.	NC Wesleyan	2007
7.	289	..27	Phillip Jones	Jr.	Ferrum	2003
	289	..19	Phillip Jones	5th yr. Sr	NC Wesleyan	2005
9.	283	..22	Hudson Bryant	So.	Salisbury (NCAA)	2004
10.	261	..17	Phillip Jones	Jr.	Muhlenberg (NCAA)	2003
11.	251	..18	Todd Faison	Jr.	Methodist	2006
	251	..14	Hudson Bryant	So.	Chowan	2004
13	223	..16	Aaron Edwards	Jr.	Ferrum	2011
14.	214	..15	Phillip Jones	Jr.	Chowan	2003
15.	213	..16	Todd Faison	Jr.	Mary Hardin-Baylor	2006
16.	212	..15	Phillip Jones	5th yr. Sr.	Ferrum	2005
17.	208	..17	Todd Faison	Sr.	Maryville	2007
18.	207	..9	Matt Long	5th yr. Sr.	Shenandoah	2010
19.	206	..14	Christian Woelfel-Monsivais	So.	Maryville	2010
20.	203	..15	Hudson Bryant	So.	Methodist	2004
	203	..13	Christian Woelfel-Monsivais	Jr.	Stevenson	2011
19.	201	..10	Hudson Bryant	So.	Bridgewater	2004

RECEIVING

Most Receiving Yards

Game	272	Jesse Bradshaw vs. NC Wesleyan	2007
Season	1178	Jesse Bradshaw	2007
Career	1930	Nathan Davis	2002-05

Most Receptions

Game	13	T.J. Foster at Mary Hardin-Baylor (NCAA)	2010
Season	64	Jesse Bradshaw	2007
Career	126	Nathan Davis	2002-05

Top 5 Pass Receiving Yards (Game)

1.	Jesse Bradshaw	272 vs. NC Wesleyan	2007
2.	T.J. Foster	196 at Frostburg State	2010
3.	George Jones	190 vs. Methodist	2003
4.	T.J. Foster	175 at Mary Hardin-Baylor (NCAA)	2010
5.	Jesse Bradshaw	168 vs. Greensboro	2007

Top 5 Pass Receiving Yards (Season)

1.	Jesse Bradshaw	1178	2007
2.	T.J. Foster	1167	2010
3.	Nathan Davis	796	2004
4.	Nathan Davis	707	2005
5.	George Jones	680	2003

Top Pass Receiving Yards (Career)

1.	Nathan Davis	1930	2002-05
2.	George Jones	1830	2003-06
3.	T.J. Foster	1779	2007-2010
4.	Curfew Speight	1379	2002-06
5.	Jesse Bradshaw	1259	2005-07

10 LONGEST PASS RECEPTIONS FROM SCRIMMAGE

1.	Roland Hilliard	85t vs. Muhlenberg (NCAA)	2003
	Rudy Rudolph	85t vs. Methodist	2011
3.	Jesse Bradshaw	80t vs. Greensboro	2007
4.	Nathan Davis	76t vs. Bridgewater	2004
5.	Marcus Parrott	73t vs. Greensboro	2003
6.	Jesse Bradshaw	70t vs. NC Wesleyan	2007
7.	George Jones	68t vs. Methodist	2003
8.	Matt Hightower	66t vs. Maryville	2006
9.	T.J. Foster	64 vs. Wilkes	2009
10.	Maurice Gaines	63t vs. Maryville	2009

SCORING RECORDS

Most Points Scored

Game	26	George Jones vs. Methodist	2003
Season	102	Tunde Ogun	2008
Career	230	Tunde Ogun	2007-09

Touchdowns Scored

Game	4	George Jones vs. Methodist	2003
Season	17	Tunde Ogun	2008
Career	38	Tunde Ogun	2007-09

Top 5 Scoring (Game Points)

1.	George Jones	26 vs. Methodist	2003
2.	19 players tied with	18	

Top 5 Scoring (Season Points)

1.	Tunde Ogun	102	2008
2.	Roland Hilliard	98	2006
3.	Stephen Denuel	80	2011
4.	Kaveh Conaway	74	2001
5.	Jay Graham	74	2008

Top 5 Scoring (Career Points)

1.	Tunde Ogun	230	2007-09
2.	Jay Graham	207	2005-08
3.	Roland Hilliard	194	2003-06
4.	George Jones	164	2003-06
5.	Jason Broskie	118	2002-04

10 LONGEST SCORING PLAYS FROM SCRIMMAGE

1.	91 (run)	Antonio Epps at Ferrum	2009
2.	88 (run)	Ramarcus Baylor vs. Shenandoah	2007
3.	85 (pass)	P. Jones to R. Hilliard vs. Muhlenberg (NCAA)	2003
	85 (pass)	L. Garner to R. Rudolph vs. Methodist	2011
4.	80 (pass)	Todd Faison to Jesse Bradshaw vs. Greensboro	2007
5.	76 (pass)	H. Bryant to N. Davis vs. Bridgewater	2004
6.	75 (run)	Tunde Ogun vs. Averett	2008
7.	74 (run)	Kaveh Conaway vs. Salisbury	2001
8.	73 (pass)	Phillip Jones to Marcus Parrott vs. Greensboro	2003
9.	71 (run)	Roland Hilliard vs. Maryville	2006
10.	70 (pass)	T. Faison to J. Bradshaw vs. NC Wesleyan	2007

Captains Conference Stat Champions Individual

Rushing

2001	- Kaveh Conaway, RB, 109.1 yards per game
2006	- Roland Hilliard, RB, 110.5 yards per game
2008	- Tunde Ogun, RB, 179.4 yards per game
2011	- Markeese Stovall, RB, 107.8 yards per game

Receiving

2010	- T.J. Foster, WR, 106.1 yards per game
------	---

Passing

2003	- Phillip Jones, QB, 144-255, 1,706 yards, 155.1/ game
2007	- Todd Faison, QB, 139-227, 1,995 yards, 199.5/game

Total Offense

2003	- Phillip Jones, QB, 1,819 yards, 165.4/game
------	--

All-Purpose Yards

2001	- Kaveh Conaway, RB, 167.2 yards per game
2006	- Roland Hilliard, RB, 149.6 yards per game
2008	- Tunde Ogun, RB, 183.3 yards per game

Punt Returns

2003	- Jovonn Quillen, DB, 24 for 13.2 average
2005	- Nathan Davis, WR, 20 for 5.2 average

Scoring

2001	- Kaveh Conaway, RB, 8.0 points per game
2002	- Thomas Thornton, RB, 5.0 points per game
2006	- Roland Hilliard, RB, 8.9 points per game
2008	- Tunde Ogun, RB, 10.2 points per game

Scoring (Kick)

2003	- Jason Broskie, 25-27 PAT, 7-15 FG, 4.2 points/game
2008	- Jay Graham, 26-27 PAT, 16-25 FG, 7.4 points per game

Field Goals

2003	- Jason Broskie (7) 0.64 per game
2008	- Jay Graham (16) 1.6 per game
2011	- Stephen Denuel (16) 1.5 per game

Punting

2004	- Jason Broskie, 35, 36.9
2007	- Matt Barcus, 40, 42.8

Sacks

2002	- Jason Chandler, DL, 1.00 per game
2004	- Ian Vincent, DE, 0.67/game
2008	- Deshaun Parker, DE, 0.85 per game

Fumble Recoveries

2004	- Kareem Morse, DB, 0.33 per game
2008	- Chris Nickle, LB, 0.6 per game
2010	- Marvin Mills, DB, 0.27 per game

Passes Defended

2002	- Anthony Matthews, DB, 13
------	----------------------------

PAT Kicking Pct.

2003	- Jason Broskie, 25-27, 92.6%
2007	- Jay Graham, 34-35, 97.1%

Interceptions

2001	- Josh Horn, DB, 0.62 per game
2002	- Anthony Matthews, 0.55 per game
2005	- Justin Long, 0.40 per game
2007	- Matt Long, 0.50 per game



ANNUAL STATISTICAL LEADERS

Annual Statistical Leaders

Rushing

Year	Leader	Att.	Yards	Avg.	TD
2001	Kaveh Conaway	175	989	5.7	8
2002	Mario Marin	176	890	5.1	6
2003	Mario Marin	153	808	5.3	8
2004	Roland Hilliard	202	1071	5.3	5
2005	Roland Hilliard	166	836	5.0	8
2006	Roland Hilliard	260	1215	4.7	15
2007	Tunde Ogun	134	672	5.0	10
2008	Tunde Ogun	267	1794	6.7	16
2009	Tunde Ogun	222	959	4.3	10
2010	Keith Gaines	206	1071	4.9	11
2011	Markeese Stovall	207	1029	4.7	11

Passing

Year	Leader	Att.	Comp.	Int.	Yards	TD
2001	Eric Carlson	118	45	4	535	6
2002	Eric Carlson	132	50	4	587	3
2003	Phillip Jones	255	144	6	1706	9
2004	Hudson Bryant	279	154	14	1921	20
2005	Phillip Jones	195	105	7	1408	12
2006	Todd Faison	217	124	11	1517	7
2007	Todd Faison	227	139	8	1995	17
2008	Matt Long	134	56	6	848	3
2009	Christian Woelfel-Monsivais	21	48	7	449	3
2010	Christian Woelfel-Monsivais	101	57	3	829	9
2011	Lyndon Garner	89	53	3	804	6

Total Offense Yards

Year	Leader	Rushing Yards	Passing Yards	Total Yards
2001	Kaveh Conaway	989	0	989
2002	Mario Marin	890	0	890
2003	Phillip Jones	113	1706	1819
2004	Hudson Bryant	118	1921	2039
2005	Phillip Jones	-80	1408	1328
2006	Todd Faison	-101	1517	1416
2007	Todd Faison	-30	1995	1965
2008	Tunde Ogun	1794	0	1794
2009	Tunde Ogun	959	0	959
2010	Keith Gaines	1016	32	1048
2011				

Pass Receptions

Year	Leader	No.	Yards	Avg.	TD
2001	Kaveh Conaway	16	150	16.7	3
2002	Mario Marin	14	176	12.6	1
2003	George Jones	46	680	14.8	5
2004	Nathan Davis	47	796	16.9	10
2005	Nathan Davis	48	707	14.7	6
2006	Curfew Speight	33	393	11.9	3
2007	Jesse Bradshaw	64	1178	18.4	10
2008	Tony Spradlin	31	537	17.3	3
2009	Tony Spradlin	24	297	12.4	2
2010	T.J. Foster	60	1167	19.5	10
2011	Antonio Epps	38	397	10.4	3

Interceptions

Year	Leader	No.	Yards	Avg.	TD
2001	Josh Horn	5	58	11.6	0
2002	Anthony Matthews	6	49	8.2	0
2003	Hosh Weekes	5	76	15.2	1
2004	three tied	3			
2005	Justin Long	4	33	8.2	0
2006	Rob Rodriguez	3	68	22.7	1
2007	Matt Long	5	14	2.8	0
2008	Lashae McMillan	3	19	6.3	1
2009	Jay Kirland	3	54	18.0	0
2010	two tied	4			
2011	Derek Britt	2	27	9.0	0

Kickoff Return Yards

Year	Leader	No.	Yards	Avg.	TD
2001	Kaveh Conaway	10	170	17.0	0
2002	David Briggs	10	299	29.9	1
2003	Rob Rodriguez	4	133	33.2	0
2004	Rob Rodriguez	15	404	26.9	0
2005	Roland Hilliard	13	267	20.5	1
2006	Roland Hilliard	13	295	22.7	1
2007	Tony Spradlin	17	310	18.2	0
2008	Tony Spradlin	18	358	19.9	0
2009	Keith Gaines	20	408	20.4	0
2010	Kentel Noel	23	479	20.8	0
2011	Marcus Morrast	18	393	21.8	0

Punt Return Yards

Year	Leader	No.	Yards	Avg.	TD
2001	Kaveh Conaway	13	196	15.1	1
2002	Nathan Davis	14	179	12.8	0
2003	Jovonn Quillen	24	317	13.2	0
2004	Nathan Davis	16	141	8.8	0
2005	Nathan Davis	20	130	6.5	0
2006	Rob Rodriguez	17	149	8.8	0
2007	Tony Spradlin	23	210	9.1	0
2008	Tony Spradlin	16	85	5.3	0
2009	Keith Gaines	12	62	5.2	0
2010	Kentel Noel	14	348	24.9	2
2011	Kentel Noel	8	111	13.9	0

All-Purpose Yards

Year	Leader	Rush	Rec.	IR	PR	KR	Total
2001	Kaveh Conaway	989	150	0	196	150	1505
2002	Mario Marin	890	176	0	0	0	1066
2003	Mario Marin	808	143	0	0	0	951
2004	Roland Hilliard	1071	134	0	0	138	1343
2005	Roland Hilliard	836	101	0	0	267	1204
2006	Roland Hilliard	1215	136	0	0	295	1646
2007	Jesse Bradshaw	59	1178	0	36	36	1273
2008	Tunde Ogun	1794	39	0	0	0	1833
2009	Tunde Ogun	959	24	0	0	0	983
2010	T.J. Foster	30	1167	0	0	28	1225
2011	Marcus Morrast	556	19	0	54	393	1022

Punting Average

Year	Leader	No.	Yards	Avg.
2001	Phillip Jones	30	1120	37.3
2002	Phillip Jones	55	1873	34.1
2003	Phillip Jones	43	1482	34.5
2004	Jason Broskie	35	1291	36.9
2005	Matt Barcus	39	1482	38.0
2006	Matt Barcus	17	614	36.1
2007	Matt Barcus	40	1712	42.8
2008	Jay Graham	35	1308	37.4
2009	Matthew Bourne	46	1828	39.7
2010	Jim King	29	1133	39.1
2011	Stephen Denuel	43	1461	34.0

Points Scored

Year	Leader	TD	EXP1	EXP2	FG	Points
2001	Kaveh Conaway	12	0	1	0	74
2002	Branden Jones	9	0	0	0	54
2003	Mario Marin	8	0	0	0	48
2004	Nathan Davis	10	0	0	0	60
	George Jones	10	0	0	0	60
2005	Roland Hilliard	9	0	0	0	54
2006	Roland Hilliard	16	0	1	0	98
2007	Tunde Ogun	11	0	1	0	68
2008	Tunde Ogun	17	0	0	0	102
2009	Tunde Ogun	10	0	0	0	60
2010	Keith Gaines	11	0	0	0	66
2011	Stephen Denuel	0	16	0	32	80

Total Tackles

Year	Leader	No.
2001	Hosh Weekes	52
2002	Justin Wood	65
2003	Justin Wood	112
2004	Justin Wood	111
2005	Justin Wood	92
2006	Maynard Henry	86
2007	Matt Long	57
2008	Adrin Diggs	75
2009	Adrin Diggs	90
2010	Adrin Diggs	101
2011	Mike King	73

Tackles for Loss

Year	Leader	No.
2001	Ian Vincent	11
2002	Jason Chandler	17
2003	Ian Vincent	12
2004	Justin Wood	11
2005	Nathan Williams	10
2006	Nathan Williams	10
2007	Adrin Diggs	6.5
2008	Deshaun Parker	12
2009	Trevor Wagner	15.5
2010	Adrin Diggs	8.5
2011	Mike King	7.0

Sacks

Year	Leader	No.
2001	Olando Holmes	6
2002	Jason Chandler	10
2003	Ian Vincent	7
2004	Ian Vincent	7
2005	Nathan Williams	4.5
2006	Nathan Williams	4.5
	DeShaun Parker	4.5
2007	DeShaun Parker	3
	Adrin Diggs	3
2008	Deshaun Parker	8.5
2009	Trevor Wagner	7.5
2010	Bryan Oliver	3.5
2011	Mike King	2

Fumble Recoveries

Year	Leader	No.
2001	Olando Holmes	2
2002	several	1
2003	several	1
2004	Kareem Morse	4
2005	Justin Wood	3
2006	Justin Long	2
	Donovan Anderson	2
2007	several	1
2008	Bryan Vaughan	2
	Ryan Wever	2
2009	Bryan Vaughan	2
2010	Marvin Mills	3
2011	Mike King	1

ALL-TIME RECORDS VS. OPPONENTS



Year	Date	Score	Atten.	Site
Averett				
(9-2) Home: 4-1; Away: 5-1				
2001	11/3	45-0	665	(A/W)
2002	11/9	27-0	3,947	(H/W)
2003	11/8	22-13	1,523	(A/W)
2004	11/6	41-14	3,364	(H/W)
2005	11/5	30-38	853	(A/L)
2006	11/4	41-31	3,491	(H/W)
2007	11/3	45-14	874	(A/W)
2008	11/8	19-13	3,160	(H/W)
2009	10/10	43-12	684	(A/W)
2010	10/9	9-17	5,025	(H/L)
2011	10/15	23-14	312	(A/W)
Totals		345-128	23,898	

Year	Date	Score	Atten.	Site
Bridgewater				
(2-2) Away: 0-1; Home 1-1; Neutral 1-0				
2002	9/28	6-25	1,600	(A/L)
2003	9/27	16-12	3,366	(H/W)
2003	11/29	3-26	3,121	(H/L)*
2004	9/25	21-16	3,600	(N/W)%
Totals		46-79	11,687	
%Oyster Bowl, Darling Stadium Hampton, Va.				

Year	Date	Score	Atten.	Site
Chowan				
(5-0) Home: 3-0; Away: 2-0				
2001	10/13	21-15	4,526	(H/W)
2002	10/19	35-3	892	(A/W)
2003	10/18	31-7	2,733	(H/W)
2004	10/16	41-7	1,323	(A/W)
2005	10/15	47-26	4,190	(H/W)
Totals		175-58	13,664	

Year	Date	Score	Atten.	Site
Ferrum				
(9-1) Home: 5-0; Away 3-1; Neutral: 1-0				
2001	11/10	14-11	6,500	(N/W)*
2002	11/16	35-7	3,144	(H/W)
2003	11/15	17-19	935	(A/L)
2004	11/13	16-9	4,291	(H/W)
2005	11/12	44-7	2,384	(A/W)
2006	11/11	55-7	3,883	(H/W)
2007	11/10	34-23	2,205	(A/W)
2008	11/15	13-10	3,525	(H/W)
2009	10/31	28-14	1,125	(A/W)
2010	10/30	27-21	3,517	(H/W)
2011	11/5	48-30	3,758	(A/W)
Totals		315-149	30,976	
*Oyster Bowl, Darling Stadium Hampton, Va.				

Year	Date	Score	Atten.	Site
Frostburg State				
(0-1) Away 0-1				
2010	11/18	31-33	678	(A/L)

Year	Date	Score	Atten.	Site
Greensboro				
(10-0) Home: 5-0; Away: 5-0				
2001	10/6	35-10	517	(A/W)
2002	10/12	27-13	3,046	(H/W)
2003	10/11	42-10	900	(A/W)
2004	10/9	31-7	3,017	(H/W)
2005	10/8	28-15	400	(A/W)
2006	10/7	28-0	2,071	(H/W)
2007	10/5	52-21	525	(A/W)
2008	10/11	40-7	5,016	(H/W)
2009	10/24	14-7	1,376	(A/W)
2010	10/23	37-7	2,037	(H/W)
2011	10/29	27-22	795	(A/W)
Totals		361-119	19,700	

Year	Date	Score	Atten.	Site
Kean (0-1) Away: 0-1				
2011	11/19	10-34	3943	(A/L)

Year	Date	Score	Atten.	Site
Mary Hardin-Baylor				
(1-2) Home: 1-0; Away 0-2				
2006	9/9	15-10	5,584	(H/W)
2007	9/8	19-51	2,888	(A/L)
2010	11/20	7-59	2,115	(A/L)*
Totals		41-120	10,587	

Year	Date	Score	Atten.	Site
Maryville				
(5-1) Home: 2-1; Away: 3-0				
2005	9/10	53-2	5,036	(H/W)
2006	10/14	48-31	3,172	(A/W)
2007	10/13	27-13	3,097	(H/W)
2008	10/18	38-31	5,127	(A/W)
2009	11/7	14-21	3,019	(H/L)
2010	11/6	42-10	2,177	(A/W)
2011	11/12	45-20	2538	(H/W)
Totals		267-128	24,160	

Year	Date	Score	Atten.	Site
McDaniel				
(2-0) Away: 1-0; Home 1-0				
2003	9/13	7-6	1100	(A/W)
2004	9/11	18-15	5173	(H/W)
Totals		25-21	6273	

Year	Date	Score	Atten.	Site
Methodist				
(8-2) Home: 5-0; Away: 3-2				
2001	10/20	41-27	4,155	(H/W)
2002	10/26	20-9	1,023	(A/W)
2003	10/25	49-0	3,578	(H/W)
2004	10/13	24-10	1,107	(A/W)
2005	10/22	28-35	1,203	(A/L)
2006	10/21	21-0	3,796	(H/W)
2007	10/20	24-17	1,015	(A/W)
2008	10/25	38-14	2,469	(H/W)
2009	11/14	9-10	903	(A/L)
2010	11/13	49-10	2,378	(H/W)
2011	10/1	26-14	787	(A/W)
Totals		329-146	22,414	

Year	Date	Score	Atten.	Site
Muhlenberg				
(1-0) Home: 1-0				
2003	11/22	24-20	2,589	(H/W)*

Year	Date	Score	Atten.	Site
North Carolina Wesleyan				
(4-3) Home: 1-2; Away 3-1				
2004	10/30	47-10	1,000	(A/W)
2005	10/29	21-3	3,129	(H/W)
2006	10/28	34-46	900	(A/L)
2007	10/27	32-42	4,201	(H/L)
2008	11/1	27-26	983	(A/W)
2009	10/17	7-35	3,992	(H/L)
2010	10/16	23-15	708	(A/W)
2011	10/22	51-33	6141	(H/W)
Totals		242-210	21,054	

Year	Date	Score	Atten.	Site
Randolph-Macon				
(1-1) Home: 1-0; Away: 0-1				
2001	9/8	10-26	2750	(A/L)
2002	9/14	21-19	4861	(H/W)
Totals		31-45	7611	

Year	Date	Score	Atten.	Site
Rowan				
(1-5) Home: 1-3; Away 0-2				
2002	9/21	7-34	4744	(H/L)
2003	9/6	0-21	2156	(A/L)
2004	9/4	32-33	4163	(H/L)
2005	9/3	14-21	3922	
(H/L)				
2006	9/2	8-32	2124	(A/L)
2007	9/1	23-17	3284	(H/W)
Totals		84-158	20,393	

Year	Date	Score	Atten.	Site
Salisbury				
(3-6) Home: 1-3; Away: 2-3				
2001	9/1	6-21	6135	(H/L)
2002	9/7	13-20	1454	(A/L)
2004	11/20	35-24	1232	(A/W)*
2005	9/17	24-44	3411	(H/L)
2006	9/16	23-17 OT	973	(A/W)

Year	Date	Score	Atten.	Site
2007	9/15	21-35	4829	(H/L)
2008	9/20	21-38	1267	(A/L)
2009	9/19	27-21	5,265	(H/W)
2010	9/11	10-58	1,542	(A/L)
2011	9/17	23-27	5868	(H/L)
Totals		204-305	32,056	

Year	Date	Score	Atten.	Site
Shenandoah				
(7-3) Home: 4-1; Away: 3-2				
2001	9/29	24-27 OT	3,703	(H/L)
2002	10/5	15-19	2,724	(A/L)
2003	10/4	21-0	4,016	(H/W)
2004	10/2	10-14	2,498	(A/L)
2005	10/1	30-14	3,425	(H/W)
2006	9/30	17-3	2,478	(A/W)
2007	9/29	42-0	3,167	(H/W)
2008	10/4	17-7	2,124	(A/W)
2009	10/3	30-27	3,339	(H/W)
2010	10/2	28-13	2,014	(A/W)
2011	10/8	27-20	4589	(H/W)
Totals		224-121	29,528	

Year	Date	Score	Atten.	Site
Stevenson				
(1-0) Away: 0-1				
2011	9/10	23/27	3500	(A/L)

Year	Date	Score	Atten.	Site
Washington & Jefferson				
(0-4) Home: 0-1; Away: 0-3				
2002	11/23	10-24	3,529	(A/L)*
2004	11/27	14-24	2,814	(A/L)*
2006	11/18	23-27	3,092	(H/L)*
2008	11/22	29-35	1,543	(A/L)*
Totals		76-110	10,978	

Year	Date	Score	Atten.	Site
Waynesburg				
(1-0) Home: 1-0				
2011	9/3	12-7	3424	(H/W)

Year	Date	Score	Atten.	Site
Wesley				
(0-1) Home: 0-1; Away: 0-1				
2009	9/5	0-34	2,039	(A/L)
2010	9/4	6-34	3,932	(H/L)
Totals		6-68	5,971	

Year	Date	Score	Atten.	Site
Widener				
(0-1) Away: 0-1				
2001	11/17	7-56	3100	(A/L)*

Year	Date	Score	Atten.	Site
Wilkes				
(1-1) Home: 0-1; Away: 1-0				
2008	9/27	21-20	850	(A/W)
2009	9/25	17-24	3,017	(H/L)
Totals		38-44	3,867	

*NCAA Playoffs




Chris Roth drags down a runner during a 45-20 victory over Maryville on Nov. 12.



Tommy Fitzgerald
1st team (C) AFCA,
2nd team d3football.com
2004



Justin Wood
1st team (LB) AFCA
2005



Rob Rodriguez
1st team (DB) AFCA,
1st team d3football.com
Hon. Men. Football Gazette
2006



Roland Hilliard
Hon. Men. (RB) d3football.com
Hon. Men. Football Gazette
2006



Matt Boykin
Hon. Men. C, Football gazette
2006



Larry Broach
Hon. Men. OL, Football Gazette
2006



Tunde Ogun
1st team (RB), d3football.com,
1st team AFCA
2008



Kentel Noel
3rd team (RS), d3football.com
2010

Tunde Ogun



Rob Rodriguez



Justin Wood



All-American

- 2004 Tommy Fitzgerald
(1st team (C) AFCA,
2nd team d3football.com)
- 2005 Justin Wood
(1st team (LB) AFCA)
- 2006 Rob Rodriguez
(1st team (DB) AFCA,
1st team d3football.com
Hon. Men. Football Gazette)
- Roland Hilliard
(Hon. Men. (RB) d3football.com,
Hon. Men. Football Gazette)
- Matt Boykin
(Hon. Men. C, Football gazette)
- Larry Broach
(Hon. Men. OL, Football Gazette)
- 2008 Tunde Ogun
(1st team (RB), d3football.com,
1st team AFCA)
- 2010 Kentel Noel (3rd team d3football.com)

All-American (Pre-season)

- 2006 Rob Rodriguez (d3football.com)
- 2009 Tunde Ogun (several publications)
- 2010 Adrin Diggs (D3 Senior Classic)

Aztec Bowl Participant

- 2004 Tommy Fitzgerald
- 2005 Justin Wood
- 2006 Rob Rodriguez
- 2007 Leroy Harper

Aztec Bowl Ron Schipper Award

- 2007 Leroy Harper

Team USA

- 2007 Rob Rodriguez

World Championship of American Football All-Star Team

- 2007 Rob Rodriguez

All-South Region (D3football.com)

- 2005 Rob Rodriguez (2nd team DB)
Justin Wood (3rd team LB)
- 2006 Rob Rodriguez (1st team CB)
Roland Hilliard (1st team RB)
Matt Boykin (2nd team C)
Justin Long (2nd team S)
Larry Broach (3rd team G)
- 2007 Matt Barcus (2nd team P)
Jesse Bradshaw (3rd team WR)
Jay Graham (3rd team K)
- 2008 Tunde Ogun (1st team RB)
Kenneth Tappan (2nd team G)
Jay Graham (2nd team K)
- 2009 Adrin Diggs (3rd team LB)
- 2010 Kentel Noel (1st team RET)
Adrin Diggs (2nd team LB)

All-South Region (Football Gazette)

- 2004 Tommy Fitzgerald (2nd team C)
Ian Vincent (2nd team DL)
Pat Cavallario (3rd team OL)
Olando Holmes (3rd team DL)
- 2005 Justin Wood (2nd team LB)
Rob Rodriguez (HM DB)
Kareem Morse (HM LB)
- 2006 Rob Rodriguez (1st team DB)
Roland Hilliard (1st team RB)
Roland Hilliard (HM AP)
Larry Broach (1st team OG)
Matt Boykin (2nd team C)
Maynard Henry (HM LB)

National Defensive Player of the Week (Football Gazette)

- 2004 Kareem Morse (nov. 23, 2004)

National Team of of the Week (D3Football.com)

- 2010 Kentel Noel (Oct. 29, 2010)

All-USA South Athletic Conference

- 2001 Kaveh Conaway (1st team RB)
Jason Wills (1st team OL)
Aaron Bennett (1st team OL)
Olando Holmes (1st team DL)
Hosh Weekes (1st team DB)
Josh Horn (1st team DB)
Eric Carlson (2nd team QB)
Tommy Fitzgerald (2nd team OL)
Jason Chandler (2nd team DL)
Ian Vincent (2nd team DL)
Jason Davis (2nd team DL)
Chris Linton (2nd team LB)
Anthony Matthews (2nd team DB)
- 2002 Aaron Bennett (1st team OL)
Tommy Fitzgerald (1st team OL)
Jason Wills (1st team OL)
Jason Chandler (1st team DL)
Tyrell Veney (1st team DL)
Anthony Matthews (1st team DB)
Mario Marin (2nd team RB)
Olando Holmes (2nd team DL)
Jason Flanigan (2nd team LB)
Justin Wood (2nd team LB)
Brandon Jones (2nd team Ret. Spec.)
- 2003 Mario Marin (1st team RB)
Phillip Jones (1st team QB)
George Jones (1st team WR)
Aaron Bennett (1st team OL)
Tommy Fitzgerald (1st team OL)
Tyrell Veney (1st team DL)
Justin Wood (1st team LB)
Hosh Weekes (1st team DB)
Jovonn Quillen (1st team RS)
Thomas Thornton (2nd team RB)
Jake Schindler (2nd team OL)
Cliff Macklin (2nd team OL)
Pat Cavallario (2nd team OL)
Olando Holmes (2nd team DL)
Jason Chandler (2nd team DL)
Jovonn Quillen (2nd team DB)
- 2004 Roland Hilliard (1st team RB)
Nathan Davis (1st team WR)
Pat Cavallario (1st team OL)
Tommy Fitzgerald (1st team OL)
Ian Vincent (1st team DL)
Olando Holmes (1st team DL)
Justin Wood (1st team LB)
Kareem Morse (1st team LB)
Josh Horn (1st team DB)
Jake Schindler (2nd team OL)
Cliff Macklin (2nd team OL)
Bill Harrell (2nd team DL)
Gary Freeman (2nd team LB)
Rob Rodriguez (2nd team RS)
Jason Broskie (2nd team K)
Will Holt (HM FB)
Curfew Speight (HM WR)
Brian Arroyo (HM OL)
Jesse Thorpe (HM DL)
Justin Long (HM DB)
Rob Rodriguez (HM DB)

- 2005 Sean Atwood (1st team OL)
Matt Boykin (1st team OL)
Nathan Williams (1st team DL)
Gary Freeman (1st team LB)
Kareem Morse (1st team LB)
Justin Wood (1st team LB)
Justin Long (1st team DB)
Rob Rodriguez (1st team RB)
Nathan Davis (2nd team WR)
DeShaun Parker (2nd team DL)
Rob Rodriguez (2nd team RS)
Matt Barcus (2nd team P)
Roland Hilliard (HM RB)
Stephan Small (HM DL)
Jonathan Hill (HM K)
- 2006 Roland Hilliard (1st team RB)
George Jones (1st team WR)
Matt Boykin (1st team OL)
Larry Broach (1st team OL)
Nathan Williams (1st team DL)
DeShaun Parker (1st team DL)
Maynard Henry (1st team LB)
Rob Rodriguez (1st team DB)
Justin Long (1st team DB)
Cory Webster (2nd team OL)
Zakee Williams (2nd team DL)
Rob Rodriguez (2nd team RS)
Chris Cappa (HM LB)
- 2007 Cliff Weddle (1st team OL)
Cory Webster (1st team OL)
Jesse Bradshaw (1st team WR)
DeShaun Parker (1st team DL)
Matt Long (1st team DB)
Jay Graham (1st team K)
Matt Barcus (1st team P)
Mario Barnes (2nd team FB)
Todd Faison (2nd team QB)
Brian Long (2nd team TE)
James Jackson (2nd team OL)
Trevor Wagner (2nd team DL)
Adrin Diggs (2nd team LB)
Leroy Harper (2nd team DB)
Mike Thomas (HM RB)
Chris Nickle (HM LB)
- 2008 Tunde Ogun (1st team RB)
Kenneth Tappan (1st team OL)
Paul Crowley (1st team OL)
Deshaun Parker (1st team DL)
Nate Williams (1st team DL)
Adrin Diggs (1st team LB)
Jay Graham (1st team K)
Mario Barnes (2nd team FB)
Tony Spradlin (2nd team WR)
Adam Gooch (2nd team TE)
Kenneth Hall (2nd team OL)
Ryan Wever (2nd team DB)
Kyle Krupp (HM DL)
Jay Kirland (HM LB)
Jay Graham (HM P)
- 2009 Kenneth Hall (1st team OL)
Trevor Wagner (1st team DL)
Adrin Diggs (1st team LB)
Tunde Ogun (2nd team RB)
Jay Kirland (2nd team LB)
Ryan Wever (2nd team DB)
Matthew Bourne (2nd team P)
Patrick Green (HM OL)
Kyle Krupp (HM DL)
- 2010 Keith Gaines (1st team RB)
T.J.J. Foster (1st team WR)
Kenneth Hall (1st team OL)
Kyle Krupp (1st team DL)
Adrin Diggs (1st team LB)
Mike King (1st team LB)

- Ryan Wever (1st team DB)
- Kentel Noel (1st team RS)
- Justin Reidelbach (2nd team TE)
- J.T. Crews (2nd team OL)
- Tyler Kesper (2nd team OL)
- Ryan Rusbult (2nd team OL)
- Bryan Oliver (2nd team DL)
- Zach Stevens (HM FB)
- Carlos Canales (HM DL)
- Tyshawn Harris (HM DB)
- Jim King (HM P)
- 2011 Markeese Stovall (1st Team RB)
- Justin Reidelbach (1st Team TE)
- J.T. Crews (1st Team OL)
- Michael Meredith (1st Team OL)
- Mike King (1st Team LB)
- Derek Britt (1st Team DB)
- Stephen Denuel (1st Team kicker)
- Marcus Morrast (2nd Team RB)
- Rudy Rudolph (2nd Team WR)
- Jarod Lindner (2nd Team OL)
- Paul Bresnan (2nd Team DL)
- Malcom Jones (2nd Team DL)
- Carus Boone (HM OL)
- Dayn Washburn (HM DL)
- Daniel Lewis (HM LB)
- Wayne Conner (HM DB)

All-Virginia Div. II-III

- 2001 Orlando Holmes (1st team DL)
- Hosh Weekes (HM DB)
- 2002 Mario Marin (1st team RB)
- Aaron Bennett (1st team OL)
- Jason Chandler (1st team DL)
- Tommy Fitzgerald (HM OL)
- 2003 George Jones (1st team WR)
- Aaron Bennett (1st team OL)
- Tommy Fitzgerald (HM OL)
- Jason Chandler (HM DL)
- Justin Wood (HM LB)
- Hosh Weekes (HM DB)
- 2004 Tommy Fitzgerald (1st team OL)
- Justin Wood (1st team LB)
- Pat Cavallario (HM OL)
- 2005 Sean Atwood (1st team OL)
- Justin Wood (1st team LB)
- Kareem Morse (1st team LB)
- Rob Rodriguez (1st team DB)
- Nathan Davis (2nd team WR)
- Matt Boykin (2nd team OL)
- Nathan Williams (2nd team DE)
- Justin Long (2nd team DB)
- 2006 Roland Hilliard (1st team RB)
- Nathan Williams (1st team DE)
- Maynard Henry (1st team LB)
- Rob Rodriguez (1st team DB)
- Justin Long (1st team DB)
- Rob Rodriguez (1st team RS)
- George Jones (2nd team WR)
- Matt Boykin (2nd team OL)
- 2007 Roland Hilliard (2nd team RS)
- Matt Long (1st team DB)
- Jay Graham (1st team K)
- Matt Barcus (1st team P)
- Cory Webster (2nd team OL)
- Cliff Weddle (2nd team OL)
- Jesse Bradshaw (2nd team WR)
- Trevor Wagner (2nd team DL)
- 2008 Tunde Ogun (1st team RB)
- Paul Crowley (1st team OL)
- Kenneth Tappan (1st team OL)
- Deshaun Parker (1st team DE)
- Adrin Diggs (1st team LB)

- Jay Graham (1st team K)
- Nate Williams (2nd team DE)
- Ryan Wever (2nd team DB)
- 2009 Kenneth Hall (1st team OL)
- Adrin Diggs (1st team LB)
- Trevor Wagner (2nd team DE)
- 2010 Kenneth Hall (1st team OL)
- Adrin Diggs (1st team LB)
- Ryan Wever (1st team DB)
- Keith Gaines (2nd team RB)
- T.J. Foster (2nd team WR)
- Kyle Krupp (2nd team DL)
- Mike King (2nd team LB)
- Kentel Noel (2nd team RS)
- 2011 Stephen Denuel (1st Team K)
- J.T. Crews (2nd Team OL)
- Zack Stevens (2nd Team FB)
- Markeese Stovall (2nd Team RB)
- Justin Reidelbach (2nd Team TE)
- Malcom Jones (2nd Team DL)
- Mike King (2nd Team LB)
- Derek Britt (2nd Team DL)

All-Virginia Div. II-III Coach of the Year

- 2008 Matt Kelchner
- 2011 Matt Kelchner

All-Virginia Div. II-III Rookie of the Year

- 2010 Kentel Noel

Conference Awards

Offensive Player of the Year

- 2004 Roland Hilliard
- 2008 Tunde Ogun

Defensive Player of the Year

- 2005 Rob Rodriguez

Offensive Rookie of the Year

- 2001 Kaveh Conaway
- 2003 George Jones

Defensive Rookie of the Year

- 2001 Orlando Holmes
- 2007 Adrin Diggs

Coach of the Year

- 2001 Matt Kelchner
- 2002 Matt Kelchner
- 2006 Matt Kelchner
- 2008 Matt Kelchner
- 2010 Matt Kelchner
- 2011 Matt Kelchner



COACHING RECORDS Matt Kelchner (76-40, .655, 11 YEARS)

Season	Overall			Conf.			Conf. Finish	Post Season
	W	L	PCT.	W	L	PCT.		
2001	5	4	.556	5	1	.833	T1st	NCAA 1st round
2002	6	5	.545	5	1	.833	T1st	NCAA 1st round
2003	8	3	.727	5	1	.833	T1st	NCAA 2nd round
2004	9	3	.750	5	1	.833	T1st	NCAA 2nd round
2005	6	4	.600	5	2	.714	T3rd	
2006	8	3	.727	6	1	.857	T1st	NCAA 1st round
2007	7	3	.700	6	1	.857	2nd	
2008	8	2	.800	7	0	1.000	1st	NCAA 1st round
2009	5	5	.500	4	3	.571	T3rd	
2010	6	5	.545	6	1	.857	T1st	NCAA 1st round
2011	8	3	.727	7	0	1.000	T1st	NCAA 1st round
Career	76	40	.655	61	12	.836		

ALL-TIME ROSTER



A-A-A-A-A	C-C-C-C-C	F-F-F-F-F	Huddins, George 01-03	Manuel, Justin 10-11	Q-Q-Q-Q-Q	Taylor, Scott 09
Adams, Derrick 10	Campbell, Brandon 06	Faber, Drew 01-04	Hunt, T.J. 01-03	Marleau, Dane 05	Quareles, T.J. 02-03	Taylor, Thomas 10-11
Addie, Jason 07-09	Campbell, Cole 08	Faison, Todd 04-07	Hunter, Rod 02	Marin, Mario 01-03	Quinones, Ramon 04-05	Thom, Mike 01-04
Ailstock, Miles 08-11	Canales, Carlos 08-11	Farmer, Matt 11	Hutcheson, Chris 02	Marrow, Quentin 08		Thomas, Cory 06
Alvarez, Miguel 06	Canard, Cody 10	Farouf, Eli 05	Hutchings, Matt 02	Marshall, Jonathan 06,09	R-R-R-R-R	Thomas, Jay 01
Anderson, Donovan 06	Capel, Daz 10-11	Fauntleroy, Brandon 02-03		Martin, Kenny 09-10	Rader, Josh 01	Thomas, Mike 05-08
Andrews, Antoine 01-02	Cappa, Chris 05-06	Fitzgerald, Tommy 01-04	I-I-I-I-I	Martocci, Jason 02-03	Rafter, Brian 01	Thompson, Ben 11
Arrington, Matt 10	Carbaugh, Clayton 09	Flanigan, Jason 01-02	Ingram, Curtis 09-10	Marx, John 11	Randle, Kenny 06	Thompson, Lawrence 08-09
Arroyo, Brian 04-05	Carbaugh, Robert 10	Fleischer, Ryan 02-05	Ingram, Josh 11	Maitta, Michael 06	Rascoe, Trey 10	Thompson, Lorenzo 01
Arvai, Scott 07-10	Cardamone, Chris 03-06	Ford, Glenn 04	Ingram, Richy 01-02	Matthew, L.J. 03	Reaves, Melkim 10-11	Thornton, Thomas 01-03,05
Atkins, James 02	Capriani, Josh 07	Foreman, Joe 01-02	Ireland, Nick 03	Matthews, Anthony 01-02	Reid, Myles 07-10	Thorp, Jesse 01-02,04
Atkinson, Derek 09	Carlson, Eric 01-02	Foster, T.J. 07-10		May, Pete 01	Reidelbach, Justin 08-11	Tibbets, Byron 08
Atwood, Sean 02-05	Carter, Brandon 04	Fowler, Terrell 09-11	J-J-J-J-J	McCabe, Mike 04	Rhodes, Brian 01-02	Towler, Jermando 08-09
Armstrong, Mike 11	Carter, Bruce 11	Frank, Chris 07	Jablonski, David 03	McCoy, Tommy 09	Rhodes, Doug 01	Tremblay, Marc-Antione 09-11
Armstrong, Tim 03	Carter, Jason 02	Franklin, Dereck 05	Jackson, Dorion 09-11	McEntee, Howard 06	Richardson, Chris 02	Trotman, Ryan 10
Atkinson, Michael 11	Cavallario, Pat 01-04	Frederick, Josh 08	Jackson, James 03-07	McIntyre, Brian 09	Ricks, Justin 10-11	Tutt, Justin 08-10
Austin, Raymond 01-02	Chandler, Jason 01-03	Freeland, Conner 10	Jenkins, James 06	McKoy, Corey 11	Rivera, Eric 01	Tynes, Lamar 05-07
Azzarelli, James 09-10	Chapman, Ellis 11	Freeman, Gary 02-05	Jindani, Fahd 10-11	McMillan, Lashae 08	Rivera, Marcus 04-05	
	Chatmon, Dequan 10-11	Fremerman, Jonathan 10	Joel, Jah-Mar 02	McMullen, Leon 01	Rivers, Kendal 10-11	V-V-V-V-V
B-B-B-B-B	Chiott, Chris 07-10	Frye, Isaiah 11	Johnson, James 11	McSpedden, Andrew 06-07	Roberts, Hasson 01-02	Vance, Mat 01-02
Baggett, Timothy 02-04	Christian, Lorenzo 06	Frye, Tony 05	Johnson, Matt 07-09	McTheney, Ryan 09-11	Roberts, Michael 04	Vane, Mike 11
Baiza, Stuart 01	Cislewicz, Chad 11		Johnson, Thomas 06	Mears, Kyle 07	Robertson, Jason 01-02	Vanover, Matt 02
Baldwin, Josh 05	Claiborne, Lamar 01	G-G-G-G-G	Johnson, Montrell 10	Meekins, Daniel 07-09	Robinson, Alex 05-08	Van Zandbergen 04
Baniowski, Aaron 04	Clemons, Anthony 07-08	Gainer, Brent 01-02	Jones, Brandon 02-05	Merriman, Hunter 01	Robinson, Paul 10-11	Vaughan, Bryan 07-10
Barcus, Matt 05-07	Cobell, James 09-11	Gaines, Keith 08-10	Jones, David 05	Meredith, Michael 08, 10	Rogers, Flave 07	Venable, Mike 10
Barner, Jerel 08-09	Coccoli, David 01-02	Gaines, Maurice 08-09	Jones, George 03-06	Meredith, Patrick 11	Rodgers, Matt 01-02	Veney, Tyrell 01-03
Barnes, Mario 05-08	Cogan, Michael 06	Gannon, Joe 04	Jones, Grant 05-06	Merriman, Brandon 09	Rodriguez, Rob 03-06	Vick, Zack 03-05
Barnes, Rodney 07	Coiner, Chris 09-11	Gant, Kristopher 09	Jones, Malcolm 08-11	Milam, Jonathan 11	Roeder, Andrew 02-05	Vincent, Ian 01,03-04
Baylor, LaVon 07-08	Coker, Chris 04-05	Garner, Hakeem 11	Jones, Phillip 01-05	Miller, Daniel 09	Roethel, Richard 10-11	Vincent, Tristan 04
Baylor, Marco 07	Cole, Tom 07	Garner, Lyndon 10-11	Jordan, Chris 04	Mills, Marvin 09-11	Rolland, Mycal 06	
Baylor, Ramarcus 04-07	Colvin-Dodson, Damien 10	Garnes, Devin 10-11	Josemans, Garrett 09	Mitchell, Andrew 07	Rollins, Cortez 10	W-W-W-W-W
Beale, Julian 07	Conaway, Kaveh 01	Garris, Thomas 11	Judy, Jared 01	Moody, Benjamin 06-09	Romine, Cameron 11	Wachenheim, Tyson 11
Beamer, Josh 05	Conner, Wayne 08-11	Garthright, Dylan 10-11		Moog, Evan 10-11	Roth, Chris 11	Wade, Donta 01
Beard, Greg 07	Cook, Danny 01	Gibson, Jody 01	K-K-K-K-K	Moore, Carlos 05	Ruckman, Michael 09-11	Wade, Travis 01
Becker, Joseph 05-07	Cook, Tim 07	Giles, Quamaine 08	Kaelin, Joe 03-07	Moore, Donnie 09	Ruckman, Nate 10-11	Wagner, Trevor 07-09
Belcher, Brandon 04	Coots, Grey 11	Gooch, Adam 05-08	Kain, Jacob 08	Morehead, Kyle 11	Rudolph, Rudy 11	Warden, Alan 07, 09-10
Bell, DiAunte 09	Copening, Shaun 11	Graham, Jay 05-08	Keating, Billy 05	Morgan, Kyle 04-05	Rusbult, Ryan 07-10	Warthen, Patrick 06-09
Bennett, Aaron 01-03	Copley, Drew 09	Green, Patrick 06-09	Keeling, Corey 10	Morgan, Peter 07-08	Washburn, Dayn 08-11	Washington, Travis 06-07
Bernard, Andrew 01	Corbin, Sam 05	Greene, Reggie 03-04	Keeven, Scott 05	Morrast, Marcus 11	Washington, Travis 06-07	Watson, Carlton 08-09
Bertrand, Cameron 09-11	Cordak, Brandon 07	Greenleaf, Justin 02-05	Kelly, Markis 08-09	Morse, Kareem 02-05	Webster, Brandon 09-10	Webster, Cory 04-07
Birch, Josh 01-03	Cordero, Kjell 04-05	Grenke, Raymond 07-10	Kenney, Tucker 11	Muhtadi, Dean 04-05	Webster, Cory 04-07	Weddle, Cliff 04-07
Blake, Hakeem 08	Corey, Mike 01-02	Gresham, Stanley 04-05	Kent, Harrison 02-04	Muir, J.W. 10-11	Weeks, Ches 04	Weeks, Hosh 01,03
Bladel, Pete 04-05	Cowell, Chase 03	Griffin, Brian 05-06	Kerr, Matt 11	Murphy, George 10-11	Weeks, Hosh 01,03	Wellumson, Erik 04
Blan, Alex 04-07	Cox, Chase, 08	Grigonis, Brandon 02	Kesper, Tyler 07-10	Myles, Xavier 10	Wellumson, Erik 04	Wendle, Chris 11
Blancett, Chris 01-02	Crews, J.T. 08-11	Guill, Steven 01	King, Jack 06-08		Wenner, Ryan 06	West, Robert 07
Blount, William 01	Croom, Jeremy 05-07		King, Jim 09-10	N-N-N-N-N	Wever, Ryan 07-10	Whaley, C.J. 06
Blunt, Jeremy 04	Crush, Max 06	H-H-H-H-H	King, Mike 08-11	Navarro, Justin 10-11	White, Adam 11	Wheaton, Jawaun 01
Bolton, Greg 02-05	Crowley, Paul 05-08	Hall, Avery 11	Kirland, Jay 06-09	Neighbors, Josh 01	White, Jay 01	White, Adam 11
Bonos, Ryan 02	Cummings, Kyle 08	Hall, Kenneth 07-10	Kissner, Nathan 02-03	Neil, Aharon 10-11	White, Joe 11	White, Tom 10
Boone, Carus 10-11	Curtis, Eric 06-09	Hamill, Al 08-11	Kocevar, Dave 01-02	Nelson, Glen 01-03	Wilders, Jason 01	Williams, Jequan 11
Bopp, Austin 08-11	Cutler, Brandon 11	Hamilton, Ean 01	Koonce, Brian 09-11	Neumann, Kyle 09-11	Williams, Justin 01	Williams, Justin 11
Bostic, Will 01		Hanks, Sam 02-05	Kratzer, Matt 05	Nickle, Chris 07-10	Williams, Justin 10-11	Williams, Nathan 05-08
Boulden, Billy 02	D-D-D-D-D	Harper, Harvey 02-06	Krupp, Dylan 09-11	Noel, Kentel 10-11	Williams, Zakee 06-07	Willimen, Kyle 10
Bourne, Matthew 08-09	Darden, Jayquan 11	Harper, Leroy 04-07	Krupp, Kyle 07-10	Norton, Austin 10	Willms, Jason 01-02	Wilmoth, Reese 11
Bowden, Nick 06	Darrin, Brent 02-05	Harrell, Bill 03-04	Kuhm, Kevin 05		Wilson, Kevin 08-09	Wilson, Mat 09
Bowen, Daniel 09-11	Davis, Jason 01-04	Harrell, Jason 01-04		O-O-O-O-O	Wilson, Zachary 05-06	Willson, James 08
Boykin, Matt 03-06	Davis, Nathan 02-05	Harris, Mario 05	L-L-L-L-L	O'Brien, Mike 04-05	Wolf, John 05	Wolf, Joey 09-11
Bradshaw, Jesse 05-07	Davis, Kemp 08-11	Harris, Tyshawn 09-11	Lamper, Houston 09	O'Brien, Stephen 05	Wood, Dylan 01-02	Wood, Justin 02-05
Bratton, Keenan 07	Davis, Robert 08-11	Harvey, Ernest 05	Lancaster, Nick 05, 07	Ogun, Tunde 07-09		
Bresnan, Paul 08-11	Dawson, Brandon 06	Haygood, Brian 01-04	LaPan, Derrick 03-04	Olds, Roderick 05-06		
Briggs, David 02-04	Dechristopher, Lane 02	Hazell, Christian 01	Lauder, Jared 11	Oliver, Bryan 07-10		
Bright, Mike 01-02	Denuel, Stephen 10-11	Henderson, Nick 11	Lavin, Ross 08	Orrison, Teddy 10		
Britt, Derek 10-11	Denvnev, Max 06-07	Henderson, Robert 06-08, 10	Lee, Aaron 08	Ortega, Jeremiah 08		
Broach, Larry 04-06	Diggs, Adrin 07-10	Henderson, Tyler 09-10	Legister, Corey 08-09			
Bronte-Tinkiew, Randell 07-09	Dillon, Brian 08	Henry, Justin 09	Leizear, C.J. 08	P-P-P-P-P		
Brooks, Dameon 01	Dimitt, Justin 04	Henry, Maynard 05-06	Lemn, Matt 01-02	Pagan, Jose 01		
Brown, Alex 06-10	Dinsmore, William 10	Henson, Michael 09	Leonard, Nick 05-08	Parker, Akeem 11		
Brown, Issac 06	DiSalvo, Peter 06-07	Hernandez, Steven 09	Lewin, Joe 02	Parker, DeShaun 05-08		
Brown, Jerry 11	Dixon, Mike 05	Hickey, Dennis 09-10	Lewis, Daniel 11	Parker, Ryan 11		
Brown, Shaun 07	Dorn, Mike 03-06	Hightower, Matt 05	Lindner, Jared 10-11	Parrott, Marcus 03		
Brown, Timone 10	Dorn, James 06-07	Hill, Jonathan 03-06	Linton, Chris 01	Patrick, Tony 11		
Broskie, Jason 02-04	Dotellis, Nick 08	Hill, Quinn 11	Loehr, Moses 10	Payne, Scott 10-11		
Bruce, Thayne 10-11	Doty, Matt 10-11	Hilliard, Major 05-08	Long, Brian 04-07	Pearce, David 08-11		
Bruns, Travis 10-11	Downey, Matt 04-07	Hilliard, Roland 03-06	Long, Justin 03-06	Pereira, Brandon 06		
Brummell, Dallas 08	Drewiske, Aaron 04	Hodges, Stephen 07	Long, Matt 06-10	Perez, Will 08		
Bryant, Daniel 07-10	Driskill, Steele 10-11	Hodges, Wayne 09	Lowe, Evan 11	Perry, Nike 01		
Bryant, Hudson 02-06		Holiday, Jasmond 08	Lucas, Mike 01-02	Philliou, Nicholas 06		
Bucchini, Cristophe 03-05	E-E-E-E-E	Hollis, Billy 02-07	Lynch, Jacob 01-02	Pinkett, Robert 06		
Buczek, Aaron 03	Eccleston, Nick 11	Hollis, J.D. 06-07		Pisall, Gary 11		
Burgess, Trae 02	Edwards, Aaron 09-11	Holloway, Andre 06	M-M-M-M-M	Podgorski, David 03-04		
Burke, Kazen 04-07	Elmerson, Pat 05	Holmes, Orlando 01-04	MacDonald, Matt 01	Ponton, Andrew 09		
Burkhard, Zak 07	Ellington, Randall 03	Holt, Will 01-04	Macklin, Cliff 01-04	Portell, Tyler 10-11		
Burton, Jowan 02	Ellison, Rob 11	Hopkins, David 01	Macklin, Julius 05-07	Pham, Hamilton 01-02		
Bush, Greg 08-09	Ellis, Nick 04	Horan, Thomas 05-06	MacVey, Ian 02-03	Piggott, P.J. 01		
Butts, D.J. 01	Epps, Antonio 08-11	Horn, Josh 01-04	Magruder-Jones, David 07	Preli, Jake 06-09		
Byrd, Taylor 11	Evans, Eric 09-11	Hornsby, Dustin 08-11	Maiden, David 06	Purcell, Adam 01		
	Ey, Patrick 08	Howell, Zack 08-09	Maloid, Greg 11			



Final 2011 Standings

Team	Conference		Overall	
	W-L	Pct.	W-L	Pct.
Chris. Newport	7-0	1.000	8-3	.727
Ferrum	6-1	.857	7-3	.700
Shenandoah	5-2	.714	6-4	.600
Maryville	4-3	.571	4-6	.400
N.C. Wesleyan	2-5	.286	2-8	.200
Averett	2-5	.286	3-7	.300
Methodist	2-5	.286	3-7	.300
Greensboro	0-7	.000	0-10	.000



2012 USA South Composite Football Schedule

September 1

Ohio Northern @ N.C. Wesleyan, 1 p.m.
 Wash. & Jeff. @ Methodist, 1 p.m.
 Emory & Henry @ Ferrum, 1 p.m.
 Hampden-Sydney @ Averett, 1 p.m.
 Maryville @ Huntingdon, 2 p.m.
 LaGrange @ Birmingham Southern, 2 p.m.
 Salisbury @ Chris. Newport, 7 p.m.
 Greensboro @ Guilford, 7 p.m.

September 8

Chris. Newport @ Hampden-Sydney, 1 p.m.
 Averett @ Randolph Macon, 1 p.m.
 Greensboro @ Bridgewater, 1 p.m.
 Millsaps @ LaGrange, 1 p.m.
 Emory & Henry @ Maryville, 1:30 p.m.
 Ferrum @ Shenandoah, 7 p.m.
 Methodist @ Guilford, 7 p.m.
 N.C. Wesleyan @ Southern Va. 7:00 p.m.

September 15

Guilford @ Averett, 1 p.m.
 Methodist @ Emory & Henry, 1 p.m.
 Apprentice School @ Greensboro, 1 p.m.
 Southern Va. @ Ferrum, 1 p.m.
 N.C. Wesleyan @ Salisbury, 1 p.m.
 Sewanee @ Maryville, 1:30 p.m.
 Huntingdon @ LaGrange, 6:30 p.m.
 Chris. Newport @ Shenandoah, 7:00 p.m.

September 29

Greensboro @ Methodist, 1 p.m.
 Ferrum @ Averett, 1 p.m.

N.C. Wesleyan @ LaGrange, 1 p.m.
 Chris. Newport @ Maryville, 1:30 p.m.

October 6

Maryville @ Greensboro, 1 p.m.
 Averett @ LaGrange, 1 p.m.
 Methodist @ N.C. Wesleyan, 1 p.m.
 Ferrum @ Chris. Newport, 7 p.m.

October 13

N.C. Wesleyan @ Ferrum, 1 p.m.
 Averett @ Greensboro, 1 p.m.
 Maryville @ Methodist, 1 p.m.
 LaGrange @ Chris. Newport, 7 p.m.

October 20

Greensboro @ N.C. Wesleyan, 1 p.m.
 Ferrum @ Methodist, 1 p.m.
 Chris. Newport @ Averett, 1 p.m.
 LaGrange @ Maryville, 2 p.m.

October 27

Maryville @ Averett, 1 p.m.
 Ferrum @ Greensboro, 1 p.m.
 Chris. Newport @ N.C. Wesleyan, 1 p.m.
 Methodist @ LaGrange, 1 p.m.

November 3

LaGrange @ Ferrum, 1 p.m.
 Averett @ Methodist, 1 p.m.

N.C. Wesleyan @ Maryville, 1:30 p.m.
 Greensboro @ Chris. Newport, 7 p.m.

November 10

Averett @ N.C. Wesleyan, 1 p.m.
 Maryville @ Ferrum, 1 p.m.
 LaGrange @ Greensboro, 1 p.m.
 Methodist @ Chris. Newport, 7 p.m.

NCAA Division III Playoffs - First Round

NCAA Division III Playoffs - Second Round

NCAA Division III Playoffs - Quarterfinals

NCAA Division III Playoffs - Semifinals

NCAA Division III Playoffs - Finals
 (Amos Alonzo Stagg Bowl - Salem, Va.)

*USA South Games (all times listed are EST)

All-Time USA South Standings

2001				2006			
TEAM	W	L	T	TEAM	W	L	T
CNU	5	1	0	CNU	6	1	0
Ferrum	5	1	0	Averett	6	1	0
Methodist	3	3	0	N.C. Wesleyan	5	2	0
Greensboro	3	3	0	Maryville	4	3	0
Shenandoah	3	3	0	Methodist	2	5	0
Chowan	2	4	0	Greensboro	2	5	0
Averett	0	6	0	Ferrum	2	5	0
				Shenandoah	1	6	0

2002				2007			
TEAM	W	L	T	TEAM	W	L	T
CNU	5	1	0	N.C. Wesleyan	7	0	0
Ferrum	5	1	0	CNU	6	1	1
Shenandoah	4	2	0	Maryville	4	3	0
Greensboro	4	2	0	Ferrum	4	3	0
Methodist	2	4	0	Methodist	4	3	0
Averett	1	5	0	Shenandoah	2	5	0
Chowan	0	6	0	Greensboro	1	6	0
				Averett	0	7	0

2003				2008			
TEAM	W	L	T	TEAM	W	L	T
CNU	5	1	0	CNU	7	0	0
Shenandoah	5	1	0	Ferrum	5	2	0
Ferrum	3	2	0	N.C. Wesleyan	5	2	0
Averett	3	3	0	Maryville	4	3	0
Methodist	3	3	0	Averett	4	3	0
Greensboro	1	5	0	Shenandoah	2	5	0
Chowan	0	5	0	Methodist	1	6	0
				Greensboro	0	7	0

2004				2009			
TEAM	W	L	T	TEAM	W	L	T
CNU	5	1	0	N.C. Wesleyan	7	0	0
Shenandoah	5	1	0	Averett	5	2	0
Methodist	4	2	0	Greensboro	4	3	0
N.C. Wesleyan	3	3	0	CNU	4	3	0
Averett	2	4	0	Ferrum	3	4	0
Ferrum	1	5	0	Maryville	3	4	0
Greensboro	1	5	0	Shenandoah	2	5	0
				Methodist	0	7	0

2005				2010			
TEAM	W	L	T	TEAM	W	L	T
Ferrum	6	1	0	N.C. Wesleyan	6	1	0
Methodist	6	1	0	CNU	6	1	0
CNU	5	2	0	Ferrum	4	3	0
Averett	5	2	0	Shenandoah	4	3	0
N.C. Wesleyan	3	4	0	Averett	3	4	0
Maryville	2	5	0	Maryville	3	4	0
Greensboro	1	6	0	Greensboro	1	6	0
Shenandoah	0	7	0	Methodist	1	6	0



2011			
Team	W	L	T
CNU	7	0	0
Ferrum	6	1	0
Shenandoah	5	2	0
Maryville	4	3	0
N.C. Wesleyan	2	5	0
Averett	2	5	0
Methodist	2	5	0
Greensboro	0	7	0

USA South History

One of the oldest Division III conferences in the nation, the USA South was born as the Dixie Intercollegiate Athletic Conference in 1963 when six institutions with similar philosophies of academics and athletics joined as founding members. Those colleges were: Charlotte College (now UNC-Charlotte), College of Charleston (S.C.), Methodist College, North Carolina Wesleyan College, St. Andrews Presbyterian College and Lynchburg College. The basis for the new athletic conference was that participation would be strictly amateur, and thus no athletically awarded financial aid or athletic scholarships would be awarded. That philosophy still exists today.

In February 2003, it was announced that the Dixie Intercollegiate Athletic Conference would change its name to the USA South Athletic Conference. The name change was made official on July 1, 2003 and the first USA South Athletic Conference championships were awarded in the fall of that year.

The Conference was originally affiliated with the National Association of Intercollegiate Athletics (NAIA) and remained with that affiliation until 1973. At that time the NCAA divided into three legislative and competitive divisions, with Division III allowing membership for non-athletic scholarship institutions only. The Dixie joined the NCAA, and in so doing, became one of the first conferences accepted into Division III. Since the inception of Division III, the USA South has been a leader in many areas, and has gained an outstanding regional and national reputation in a number of sports.

The Conference sponsored athletic programs for men only until 1981. In that year, the NCAA expanded its sponsorship to include women's sports, and the Dixie followed that lead by including women's sports. The Conference now sponsors championships in men's and women's cross country, men's and women's soccer, women's volleyball, football, men's and women's basketball, baseball, softball, men's and women's tennis, golf and women's lacrosse for a total of 14 sports.

Each year the Conference not only recognizes the participants for outstanding athletic achievements, but academic excellence as well. Student athletes who maintain academic averages of 3.0 or better on a 4.0 scale in both academic semesters are named to the Academic All-Conference team. This group annually averages well over 500 students.

Each year the President's Cup is awarded to the school that accumulates the most points throughout the academic year in sports that are sponsored by the USA South. Points are awarded on a scale from 1-8 with each regular season conference champion receiving one point for every school sponsoring that sport. In 2004-05, the President's Cup was changed to have one winner for men's sports and one winner for women's. After a one-year hiatus, an overall men's and women's award returned. Christopher Newport won this overall award since.

Presently, the Conference features 12 institutions, four in Virginia, five in North Carolina, two in Georgia and one in Tennessee.

Averett University, Christopher Newport University, Ferrum College, Greensboro College, LaGrange College, Mary Baldwin College, Maryville College, Meredith College, Peace College, and Piedmont College have joined founding members Methodist and N.C. Wesleyan to form today's conference membership. Agnes Scott also became a competing member of the USA South in 2009 as a women's lacrosse-only member.

USA South Facts

Location: Fayetteville, N.C.
 Commissioner: Rita Wiggs
 Phone: 910-630-7282
 Fax: 910-630-7622
 SID: Mike Christie
 Phone: 910-630-7326
 President: Kelly Johnson
 Phone: 336-272-7102 Ext. 235

2011 All-Conference Teams

First Team - Offense

Position	Name	School
Running Back	Dontavious Gilbert	Ferrum
	Markeese Stovall	CNU
Fullback	Steven Harris	Ferrum
Quarterback	Marcus Mayo	Ferrum
Wide Receiver	Dexter Russel	Greensboro
	Rico Wallace	Shenandoah
Tight End	Justin Reidelbach	CNU
Offensive Line	Jake Brent	Shenandoah
	J.T. Crews	CNU
	James English	Shenandoah
	Jack McDowell	Ferrum
	Michael Meredith	CNU

First Team - Defense

Defensive Line	Albert Brown	Averett
	Chris Freycinet	Ferrum
	Jamie Owen	Maryville
	Lynwood Pickett	Ferrum
	Corey Scruggs	Averett
Linebacker	Tazmon Foster	N.C. Wesleyan
	Mike King	CNU
	Josh Rogers	Shenandoah
Defensive Back	Allen Stallings	Greensboro
	Derek Britt	CNU
	Dwayne Hollis	N.C. Wesleyan
	Byron Mitchell	Shenandoah
	Tae Motley	Ferrum

First Team - Special Teams

Returns	Dwayne Hollis	N.C. Wesleyan
Kicker	Stephen Denuel	CNU
Punter	Kevin Quicker	N.C. Wesleyan

Second Team - Offense

Position	Name	School
Running Back	Marcus Morrast	CNU
	Ke'von White	Averett
Fullback	Zach Stevens	CNU
Quarterback	Daniel Wright	Shenandoah
Wide Receiver	Wesley Idlette	Maryville
	Rudy Rudolph	CNU
Tight End	Wynton Stephens	Averett
Offensive Line	Zack Bossio	Ferrum
	Brad Eich	Maryville
	Jarod Lindner	CNU
	Alex Mayo	Averett
	JL Tyree	Ferrum

Second Team - Defense

Defensive Line	Blake Barnes	Maryville
	Paul Bresnan	CNU
	Nick Erdman	Shenandoah
	Malcom Jones	CNU
	Josh Oliver	Ferrum
Linebacker	Navahri Holden	Methodist
	John Redmond	Shenandoah
	Melvin Trotter	Ferrum
	Tremaine Whitney	Ferrum
Defensive Back	Larry Gibbs	Shenandoah
	Jacob Hunt	Methodist
	Malcolm McCoy	Methodist
	Marcco McNeal	Ferrum

Second Team - Special Teams

Returns	Marcus Mayo	Ferrum
Kicker	Kevin Quicker	N.C. Wesleyan
Punter	Wes Franklin	Ferrum

Honorable Mention Offense

Position	Name	School
Running Back	Jacques Alston	N.C. Wesleyan
	Carl Joseph	Shenandoah
	Warren Scott	Greensboro
Fullback	Horace Stanback	Averett
Quarterback	Melvin Burston	Maryville
	Ryan Thronset	Greensboro
Wide Receiver	Vaughn Cross	Methodist
	Greg Edwards	N.C. Wesleyan
Tight End	Nathan Kindley	Methodist
Offensive Line	Carus Boone	CNU
	Josh Clark	Averett
	Mike Duda	Shenandoah
	Samuel Herring	N.C. Wesleyan
	Nate Perdue	Greensboro

Honorable Mention Defense

Defensive Line	Ervin Brown	Averett
	Jonathon Fulmore	Methodist
	Devoe Mewborn	Methodist
	Dayn Washburn	CNU
	Adrian White	N.C. Wesleyan
Linebacker	Shawn Winfrey	Ferrum
	Javon Boddie	N.C. Wesleyan
	Corey Giffing	Shenandoah
Defensive Back	Isaac Green	Averett
	Daniel Lewis	CNU
	Jacob Berwind	Maryville
	Wayne Conner	CNU
	Kane Crowell	Maryville
	Sterling Smith	N.C. Wesleyan

Honorable Mention Special Teams

Returns	Rahmel Workman	Greensboro
Kicker	Tyler Mosko	Methodist
Punter	R.J. Sandmeyer	Maryville

Offensive Player of the Year

Marcus Mayo, Ferrum

Offensive Rookie of the Year

Melvin Burston, Maryville

Coach of the Year

Matt Kelchner, CNU

Defensive Player of the Year

Tazmon Foster, N.C. Wesleyan

Defensive Rookie of the Year

Josh Oliver, Ferrum



Justin Reidelbach (47) helps pave the way for fellow first-team All-USA South selection Markeese Stovall (33)



All-Conference defenders Wayne Conner (28) and Daniel Lewis (51) team up to drop a Waynesburg runner.

USA South Individual and Team Statistics

2011 USA South Individual Statistics

RUSHING										
Team	CL	G	Att	Yds	Avg	TD	Yds/G			
M Stovall	CNU	So.	9	207	970	4.7	11	107.8		
M Mayo	FC	Sr.	10	163	915	5.6	12	91.5		
K White	AU	Fr.	10	173	820	4.7	7	82.0		
C Joseph	SU	Jr.	10	154	720	4.7	3	72.0		
J Redd	AU	Fr.	9	104	589	5.7	1	65.4		

PASSING/G										
Team	CL	G	Cmp	Att	Int	Pct.	Yds	TD	Avg/G	
D Wright	SU	Sr.	10	181	300	16	60.3	2371	23	237.1
R Thronset	GC	Fr.	10	175	316	9	55.4	1529	9	152.9
J Jackson	NCW	Jr.	9	123	187	5	65.8	1258	3	139.8
M Mayo	FC	Sr.	10	79	165	13	47.9	1381	8	138.1
K Brown	AU	So.	10	114	217	14	52.5	1055	7	105.5

TOTAL OFF.								Yds/G
Team	CL	G	Rush	Pass	Plays	Total	Yds/G	
D Wright	SU	Sr.	10	74	2371	372	2445	244.5
M Mayo	FC	Sr.	10	915	1381	328	2296	229.6
R Thronset	GC	Fr.	10	-60	1529	392	1469	146.9
J Jackson	NCW	Jr.	9	-31	1258	222	1227	136.3
K Brown	AU	So.	10	116	1055	263	1171	117.1

REC YD/G							
Team	CL	G	Rec	Yds	TD	Rec/G	
R Wallace	SU	Sr.	10	67	1241	14	124.1
D Russell	GC	So.	8	67	770	2	96.2
V Cross	MU	So.	9	41	652	5	72.4
R Rudolph	CNU	Fr.	9	24	604	7	67.1
Q Murphy	SU	Jr.	10	58	609	4	60.9

ALL PURP.									
Team	CL	G	Rush	Rcv	PR	KR	Yds	Avg/G	
V Cross	MU	So.	9	14	652	8	553	1227	136.3
J Alston	NCW	Fr.	10	639	124	57	527	1347	134.7
R Wallace	SU	Sr.	10	13	1241	0	0	1254	125.4
M Mayo	FC	Sr.	10	915	0	167	0	1082	108.2
M Stovall	CNU	So.	9	970	0	0	0	970	107.8

INTS							
Team	CL	G	Int	Yds	TD	Int/G	
J Berwind	MVC	Jr.	9	4	57	0	.44
J Hunt	MU	Jr.	10	4	36	0	.40
B Mitchell	SU	So.	10	4	56	1	.40
B Christy	MVC	Sr.	8	3	41	0	.38
C Williams	AU	Fr.	8	3	47	0	.38

PASS EFF.										
Team	CL	G	ATT	CMP	PCT	INT	YDS	TD	EFF	
D Wright	SU	Sr.	10	300	181	60.3	16	2371	23	141.4
J Jackson	NCW	Jr.	9	187	123	65.8	5	1258	3	122.2
M Mayo	FC	Sr.	10	165	79	47.9	13	1381	8	118.4
T Murphy	MU	Jr.	10	113	54	47.8	3	686	6	111.0
T Conner	MVC	Sr.	10	150	78	52.0	6	852	4	100.5

SCORING									
Team	CL	G	TD	XPT	FG	2PT	Pts	Pts/G	
R Wallace	SU	Sr.	10	14	0	0	84	8.4	
M Mayo	FC	Sr.	10	13	0	0	78	7.8	
M Stovall	CNU	So.	9	11	0	0	66	7.3	
S Denuel	CNU	So.	11	0	32	16	80	7.3	
D Gilbert	FC	So.	10	11	0	0	66	6.6	

TACKLES								
Team	CL	G	Solo	Ast	Total	Sack		
A Stallings	GC	Sr.	10	75	64	139	13.9	1.5
T Foster	NCW	So.	10	73	56	129	12.9	5
Wolfenbarger	MVC	Jr.	9	37	45	82	9.1	2
J Rogers	SU	So.	10	45	42	87	8.7	2
N Holden	MU	So.	10	51	32	83	8.3	1.5

F. GOALS							
Team	CL	G	FG	FGA	PCT.	FG/G	
S Denuel	CNU	So.	11	16	18	89%	1.5
K Quicker	NCW	Sr.	10	11	17	65%	1.1
A Noboa	MVC	Sr.	10	10	16	62%	1.0
T Mosko	MU	Sr.	10	8	11	73%	0.8
J Langmeyer	GC	Fr.	10	6	8	75%	0.6

PAT'S						
Team	CL	G	XPM	XPA	Pct.	
T Mosko	MU	Sr.	10	28	29	97%
Z Tarpey	AU	Fr.	9	16	17	94%
A Lloyd	SU	So.	10	40	43	93%
A Noboa	MVC	Sr.	10	21	23	91%
J Langmeyer	GC	Fr.	10	14	16	88%

2011 USA South Team Statistics

SCORING OFFENSE											
Team	G	TD	XP	2XP	DXP	FG	Saf	Pts	Avg		
Shenandoah	10	45	40	0	0	4	2	326	32.6		
Ferrum	10	44	35	1	0	5	1	318	31.8		
Chris. Newport	11	42	33	1	0	16	0	335	30.5		
Methodist	10	29	28	0	1	8	0	228	22.8		
Maryville (TN)	10	25	22	0	0	10	1	204	20.4		
Averett	10	27	22	3	1	1	1	199	19.9		
N.C. Wesleyan	10	23	11	0	2	0	1	190	19.0		
Greensboro	10	18	14	0	0	6	0	140	14.0		

SCORING DEFENSE											
Team	G	TD	XP	2XP	DXP	FG	Saf	Pts	Avg		
Shenandoah	10	31	27	2	1	3	0	228	22.80		
Ferrum	10	29	26	2	1	11	0	239	23.90		
Chris. Newport	11	37	25	1	0	6	0	267	24.27		
N.C. Wesleyan	10	36	35	0	0	11	0	284	28.40		
Maryville (TN)	10	39	35	0	0	5	1	286	28.60		
Methodist	10	37	25	5	0	9	1	286	28.60		
Averett	10	42	33	1	0	9	1	316	31.60		
Greensboro	10	46	43	0	0	8	0	343	34.30		

PASS OFFENSE											
Team	G	Att	Cmp	Int	Pct.	Yds	Avg	TD	Yds/G		
Shenandoah	10	305	182	16	59.67	2374	7.78	23	237.40		
Chris. Newport	11	249	145	10	58.23	2139	8.59	15	194.45		
N.C. Wesleyan	10	310	193	9	62.26	1919	6.19	8	191.90		
Maryville (TN)	10	332	176	12	53.01	1844	5.55	13	184.40		
Methodist	10	261	131	8	50.19	1690	6.48	13	169.00		
Greensboro	10	328	182	9	55.49	1618	4.93	9	161.80		
Averett	10	306	160	23	52.29	1566	5.12	12	156.60		
Ferrum	10	169	81	13	47.93	1446	8.56	9	144.60		

PASS DEFENSE											
Team	G	Att	Cmp	Int	Pct.	Yds	Avg	TD	Yds/G		
Shenandoah	10	244	122	12	50.00	1512	6.20	11	151.20		
Chris. Newport	11	345	189	13	54.78	2029	5.88	16	184.45		
Ferrum	10	331	174	15	52.57	1893	5.72	13	189.30		
N.C. Wesleyan	10	284	172	15	60.56	1899	6.69	15	189.90		
Methodist	10	296	175	15	59.12	1923	6.50	16	192.30		
Averett	10	271	159	12	58.67	2018	7.45	16	201.80		
Greensboro	10	252	160	3	63.49	2088	8.29	17	208.80		
Maryville (TN)	10	277	154	10	55.60	2089	7.54	18	208.90		

RUSHING OFFENSE						
Team	G	Att	Yds	Avg	TD	Yds/G
Ferrum	10	461	2578	5.59	33	257.8
Chris. Newport	11	536	2299	4.29	26	209.0
Averett	10	386	1619	4.19	14	161.9
Shenandoah	10	404	1389	3.44	17	138.9
N.C. Wesleyan	10	397	1257	3.17	12	125.7
Methodist	10	359	1147	3.19	13	114.7
Maryville (TN)	10	369	1120	3.04	11	112.0
Greensboro	10	294	746	2.54	7	74.6

RUSHING DEFENSE						
Team	G	Att	Yards	Avg.	TD	Yds/G
Ferrum	10	372	1210	3.25	15	121.00
Shenandoah	10	395	1368	3.46	18	136.80
Chris. Newport	11	369	1534	4.16	19	139.45
N.C. Wesleyan	10	440	1638	3.72	17	163.80
Methodist	10	445	1824	4.10	18	182.40
Maryville (TN)	10	427	1836	4.30	17	183.60
Greensboro	10	447	1949	4.36	24	194.90
Averett	10	448	2056	4.59	22	205.60

TOTAL OFFENSE								
Team	G	Rush	Pass	Plays	Yards	Avg/P	TD	Yds/G
Chris. Newport	11	2299	2139	785	4438	5.65	42	403.45
Ferrum	10	2578	1446	630	4024	6.39	44	402.4
Shenandoah	10	1389	2374	709	3763	5.31	45	376.3
Averett	10	1619	1566	692	3185	4.6	27	318.5
N.C. Wesleyan	10	1257	1919	707	3176	4.49	23	317.6
Maryville (TN)	10	1120	1844	701	2964	4.23	25	296.4
Methodist	10	1147	1690	620	2837	4.58	29	283.7
Greensboro	10	746	1618	622	2364	3.8	18	236.4

TOTAL DEFENSE								
Team	G	Rush	Pass	Plys	Yards	Avg	TD	Yds/G
Shenandoah	10	1368	1512	639	2880			



YEAR-BY-YEAR RESULTS

CNU Results Year-by-Year

2001



First Round

2001

Dixie Conference Co-Champion

Coach: Matt Kelchner

Record: 5-4

Dixie Conference Record: 5-1

Date	Opponent	Site	Result	Attendance
9/1	Salisbury	POMOCO Stad.	L, 6-21	6,135
9/8	Randolph-Macon	Ashland, Va.	L, 10-26	2,750
9/29	Shenandoah*	POMOCO Stad.	L, 24-27 OT	3,703
10/6	Greensboro*	Greensboro, N.C.	W, 35-10	517
10/13	Chowan*	POMOCO Stad.	W, 21-15	4,526
10/20	Methodist*-HC	POMOCO Stad.	W, 41-27	4,155
11/3	Averett*	Danville, Va.	W, 45-0	665
11/10	Ferrum*%	Hampton, Va.	W, 14-11	6,500
11/17	Widener#	Chester, Pa.	L, 7-56	3,100

Key

*- Dixie Conference games

HC - Homecoming

% - Oyster Bowl, Hampton, Va.

- NCAA Playoff game

2004



Second Round

2004

USA South Conference Co-Champions

Coach: Matt Kelchner

Record: 9-3

USA South Record: 5-1

Date	Opponent	Site	Result	Attendance
9/4	ROWAN	POMOCO Stad.	L, 32-33	4163
9/11	McDANIEL	POMOCO Stad.	W, 18-15	5173
9/25	Bridgewater%	Hampton, Va.	W, 21-16	3600
10/2	Shenandoah*	Winchester, Va.	L, 10-14	2498
10/9	GREENSBORO*-HC	POMOCO Stad.	W, 31-7	3017
10/16	Chowan	Murfreesboro, N.C.	W, 48-7	1323
10/23	Methodist*	Fayetteville, N.C.	W, 24-10	1107
10/30	N.C. Wesleyan*	Rocky Mount, N.C.	W, 47-10	1000
11/6	AVERETT*	POMOCO Stad.	W, 41-14	3364
11/13	FERRUM*	POMOCO Stad.	W, 16-9	4291
11/20	Salisbury#	Salisbury, Md.	W, 35-24	1232
11/27	Wash. & Jeff.#	Washington, Pa.	L, 14-24	2814

Key

*- USA South Athletic Conference games

HC - Homecoming

% - Oyster Bowl

- NCAA Playoff game

2002



First Round

2002

Dixie Conference Co-Champions

Coach: Matt Kelchner

Record: 6-5

Dixie Conference Record: 5-1

Date	Opponent	Site	Result	Attendance
9/7	Salisbury	Salisbury, Md.	L, 13-20	1,454
9/14	Randolph-Macon	POMOCO Stad.	W, 21-19	4,861
9/21	Rowan	POMOCO Stad.	L, 7-34	4,744
9/28	Bridgewater	Bridgewater, Va.	L, 6-25	1,600
10/5	Shenandoah*	Winchester, Va.	L, 15-19	2,724
10/12	Greensboro*-HC	POMOCO Stad.	W, 27-13	3,046
10/19	Chowan*	Murfreesboro, N.C.	W, 35-3	892
10/26	Methodist*	Fayetteville, N.C.	W, 20-9	1,023
11/9	Averett*	POMOCO Stad.	W, 27-0	3,947
11/16	Ferrum*	POMOCO Stad.	W, 35-7	3,144
11/23	Wash. & Jeff.#	Washington, Pa.	L, 10-24	3,529

Key

*- Dixie Conference games

HC - Homecoming

- NCAA Playoff game

2005

Coach: Matt Kelchner

Record: 6-4

USA South Record: 5-2

Date	Opponent	Site	Result	Attendance
9/3	Rowan	POMOCO Stad.	L, 14-21	3922
9/10	Maryville	POMOCO Stad.	W, 53-2	5036
9/17	Salisbury	POMOCO Stad.	L, 24-44	3411
10/1	Shenandoah*	POMOCO Stad.	W, 30-14	3425
10/8	Greensboro*	Greensboro, N.C.	W, 28-15	400
10/15	Chowan-HC	POMOCO Stad.	W, 47-26	4190
10/22	Methodist*	Fayetteville, N.C.	L, 28-35	1203
10/29	N.C. Wesleyan*	POMOCO Stad.	W, 21-3	3129
11/5	Averett*	Danville, Va.	L, 30-38	853
11/12	Ferrum*	Ferrum, Va.	W, 44-7	2384

Key

*- USA South Athletic Conference games

HC - Homecoming

2003



Second Round

2003

USA South Conference Co-Champions

Coach: Matt Kelchner

Record: 8-3

USA South Record: 5-1

Date	Opponent	Site	Result	Attendance
9/6	Rowan	Glassboro, N.J.	L, 0-21	2,156
9/13	McDaniel	Westminster, Md.	W, 7-6	1,100
9/27	Bridgewater	POMOCO Stad.	W, 16-12	3,336
10/4	Shenandoah*	POMOCO Stad.	W, 21-0	4,036
10/11	Greensboro*	Greensboro, N.C.	W, 42-10	900
10/18	Chowan*	POMOCO Stad.	W, 31-7	2,733
10/25	Methodist*-HC	POMOCO Stad.	W, 49-0	3,578
11/8	Averett*	Danville, Va.	W, 22-13	1,523
11/15	Ferrum*	Ferrum, Va.	L, 17-19	935
11/22	Muhlenberg#	POMOCO Stad.	W, 24-20	2,589
11/29	Bridgewater#	POMOCO Stad.	L, 3-26	3,121

Key

*- USA South Athletic Conference games

HC - Homecoming

- NCAA Playoff game

2006



First Round

2006

USA South Conference Co-Champions

Coach: Matt Kelchner

Record: 8-3

USA South Record: 6-1

Date	Opponent	Site	Result	Attendance
9/2	Rowan	Glassboro, N.J.	L, 8-32	2124
9/9	Mary Hardin-Baylor	POMOCO Stad.	W, 15-10	5584
9/16	Salisbury	Salisbury, Md.	W, 23-17 OT	973
9/30	Shenandoah*	Winchester, Va.	W, 17-3	2478
10/7	Greensboro*	POMOCO Stad.	W, 28-0	2071
10/14	Maryville*	Maryville, Tenn.	W, 48-31	3172
10/21	Methodist*-HC	POMOCO Stad.	W, 21-0	3796
10/28	N.C. Wesleyan*	Rocky Mount, N.C.	L, 34-46	900
11/4	Averett*	POMOCO Stad.	W, 41-31	3491
11/11	Ferrum*	POMOCO Stad.	W, 55-7	3883
11/18	Wash. & Jeff #	POMOCO Stad.	L, 23-27	3092

Key

*- USA South Athletic Conference games

HC - Homecoming

- NCAA Playoff game

YEAR-BY-YEAR RESULTS



2007

Coach: Matt Kelchner

Record: 7-3

USA South Record: 6-1

Date	Opponent	Site	Result	Attendance
9/1	Rowan	POMOCO Stad.	W, 23-17	3284
9/8	Mary Hardin-Baylor	Belton, Texas	L, 19-51	2888
9/15	Salisbury	POMOCO Stad.	L, 21-35	4829
9/29	Shenandoah*	POMOCO Stad.	W, 42-0	3167
10/6	Greensboro*	Greensboro, N.C.	W, 52-21	525
10/13	Maryville*	POMOCO Stad.	W, 27-13	3097
10/20	Methodist*	Fayetteville, N.C.	W, 24-17	1015
10/27	N.C. Wesleyan*-HC	POMOCO Stad.	L, 32-42	4201
11/3	Averett*	Danville, Va.	W, 45-14	874
11/10	Ferrum*	Ferrum, Va.	W, 34-23	2205

Key

*- USA South Athletic Conference games

HC - Homecoming

2010



First Round

2010

USA South Conference Co-Champions

Coach: Matt Kelchner

Record: 6-5

USA South Record: 6-1

Date	Opponent	Site	Result	Attendance
9/4	#3 Wesley	POMOCO Stad.	L, 6-34	3932
9/11	at Salisbury	Salisbury, Md.	L, 10-58	1542
9/18	at Frostburg State	Frostburg, Md.	L, 31-33	678
10/2	at Shenandoah*	Winchester, Va.	W, 28-13	2014
10/9	Averett*	POMOCO Stad.	L, 9-17	5025
10/16	at N.C. Wesleyan*	Rocky Mount, N.C.	W, 23-15	708
10/23	Greensboro*	POMOCO Stad.	W, 37-7	2037
10/30	Ferrum*-HC	POMOCO Stad.	W, 27-21	3517
11/6	at Maryville*	Maryville, Tenn.	W, 42-10	2177
11/13	Methodist*	POMOCO Stad.	W, 49-10	2378
11/20	at Mary Hardin-Baylor#	Belton, Texas	L, 7-59	2115

Key

*- USA South Athletic Conference games

HC - Homecoming

- NCAA Playoff game

2008



First Round

2008

USA South Conference Champions

Coach: Matt Kelchner

Record: 8-2

USA South Record: 7-0

Date	Opponent	Site	Result	Attendance
9/20	at Salisbury	Salisbury, Md.	L, 21-38	1267
9/27	at Wilkes	Wilkes-Barre, Pa.	W, 21-20	850
10/4	at Shenandoah*	Winchester, Va.	W, 17-7	2124
10/11	Greensboro*	POMOCO Stad.	W, 40-7	5016
10/18	at Maryville*	Maryville, Tenn.	W, 38-31	5127
10/25	Methodist*	POMOCO Stad.	W, 38-14	2469
11/1	at N.C. Wesleyan*	Rocky Mount, N.C.	W, 27-26	983
11/8	Averett*-HC	POMOCO Stad.	W, 19-13	3160
11/15	Ferrum*	POMOCO Stad.	W, 13-10	3525
11/22	at Wash. & Jeff.#	Washington, Pa.	W, 29-35	1543

Key

*- USA South Athletic Conference games

HC - Homecoming

- NCAA Playoff game

2011



First Round

2011

USA South Conference Co-Champions

Coach: Matt Kelchner

Record: 8-3

USA South Record: 7-0

Date	Opponent	Site	Result	Attendance
9/3	vs. Waynesburg	POMOCO Stad.	W, 12-7	3424
9/10	vs. Stevenson	POMOCO Stad.	L, 43-46	3500
9/17	vs. Salisbury	POMOCO Stad.	L, 23-27	5868
10/1	at *Methodist	Fayetteville, N.C.	W, 26-14	787
10/8	vs. *Shenandoah	POMOCO Stad.	W, 27-20	5589
10/15	at *Averett	Danville, Va.	W, 23-14	312
10/22	vs *N.C. Wesleyan	POMOCO Stad.	W, 51-33	6141
10/29	at *Greensboro	Greensboro, N.C.	W, 27-22	795
11/5	at *Ferrum	Ferrum, Va.	W, 48-30	3758
11/12	vs. *Maryville	POMOCO Stad.	W, 45-20	2538
11/19	at Kean#	Union, N.J.	L, 10-34	3943

Key

*- USA South Athletic Conference games

HC - Homecoming

- NCAA Playoff game

2009

Coach: Matt Kelchner

Record: 5-5

USA South Record: 4-3

Date	Opponent	Site	Result	Attendance
9/5	Wesley	Dover, Del.	L, 0-34	2039
9/19	Salisbury	POMOCO Stad.	W, 27-21	5265
9/25	Wilkes	POMOCO Stad.	W, 24-17	3017
10/3	Shenandoah*	POMOCO Stad.	W, 30-27	3339
10/10	Averett*	Danville, Va.	W, 43-12	684
10/17	N.C. Wesleyan*-HC	POMOCO Stad.	L, 7-35	3992
10/24	Greensboro*	Greensboro, N.C.	L, 7-14	1376
10/31	Ferrum*	Ferrum, Va.	W, 28-14	1125
11/7	Maryville*	POMOCO Stad.	W, 21-14	3019
11/14	Methodist*	Fayetteville, N.C.	L, 9-10	903

Key

*- USA South Athletic Conference games

HC - Homecoming

CNU Football Year by Year

Year	Overall			Conf.			Coach	Highlights
	W-L-T	Pct.	PF-PA	W-L-T	Pct.	PF-PA		
2001	5-4	.556	203-193	5-1	.833	180-90	Matt Kelchner	NCAA Playoffs in first year
2002	6-5	.545	216-173	5-1	.833	159-51	Matt Kelchner	NCAA Playoffs
2003	8-3	.727	232-134	5-1	.833	182-49	Matt Kelchner	NCAA Playoffs, second round
2004	9-3	.750	337-183	5-1	.833	169-74	Matt Kelchner	NCAA Playoffs, second round
2005	6-4	.600	319-205	5-2	.714	234-114	Matt Kelchner	
2006	8-3	.727	313-204	6-1	.857	244-118	Matt Kelchner	NCAA Playoffs
2007	7-3	.700	319-233	6-1	.857	256-130	Matt Kelchner	
2008	8-2	.800	263-201	7-0	1.000	192-108	Matt Kelchner	NCAA Playoffs
2009	5-5	.500	189-205	4-3	.571	145-126	Matt Kelchner	
2010	6-5	.545	269-277	6-1	.857	215-93	Matt Kelchner	NCAA Playoffs
2011	8-3	.727	335-267	7-0	1.000	247-153	Matt Kelchner	NCAA Playoffs
Totals	76-40	.655	2995-2275	61-12	.836	2223-1106		

Games vs. Nationally Ranked Opponents

2001 (0-1)

Nov. 17 - at. #5 Widener, lost 56-7

2002 (0-4)

Sept. 7 - at. Salisbury, later ranked #14, lost 20-13

Sept. 21 - vs. #3 Rowan, lost 34-7

Sept. 28 - at #2 Bridgewater, lost 25-6

Nov. 23 - at #24 Washington & Jefferson, lost, 24-10

2003 (2-2)

Sept. 6 - at #8 Rowan, lost 21-0

Sept. 13 - at ORV McDaniel, won 7-6

Sept. 27 - vs. #5 Bridgewater, won 16-12

Nov. 29 - vs. #10 Bridgewater, lost 26-3

2004 (3-2)

Sept. 4 - vs. #6 Rowan, lost 33-32

Sept. 11 - vs. #27 McDaniel, won 18-15

Sept. 25 - vs. #18 Bridgewater, won 21-16 at Oyster Bowl

Nov. 20 - at #6 Salisbury, won 35-24

Nov. 27 - at #5 Washington & Jefferson, lost 14-24

2005 (1-2)

Sept. 3 - vs. #4 Rowan, lost 14-21

Sept. 17 - vs. #13 Salisbury, lost 24-44

Nov. 12 - at #21 Ferrum, won 44-7

2006 (1-2)

Sept. 2 - at #3 Rowan, lost 8-32

Sept. 9 - vs. #6 Mary Hardin-Baylor, won 15-10

Nov. 18 - vs. #20 Washington & Jefferson, lost 23-27

2007 (1-2)

Sept. 1 - vs. #10 Rowan, won 23-17

Sept. 8 - at #4 Mary Hardin-Baylor, lost 19-51

Sept. 15 - vs. #25 Salisbury, lost 21-35

2008 (0-2)

Sept. 20 - at #8 Salisbury, lost 7-17

Nov. 22 - at #22 Washington & Jefferson, lost 29-35

2009 (0-1)

Sept. 5 - at #9 Wesley, lost 0-34

2010 (0-1)

Sept. 4 - vs. #3 Wesley, lost 6-34

Nov. 20 - at #4 Mary Hardin-Baylor, lost 7-59

2011 (0-1)


Sept. 17 - vs. #24 Salisbury, lost 23-27

All-time record - 8-21

All-Time Assistant Coaches

Antolik, Dan, 2001-11
 Braithwaite, Adam, 2011
 Crowley, Paul, 2009-11
 Crush, Max, 2007-08
 Davis, Ed, 2011
 Davis, Nathan 2006-09
 Davis, Wendell, 2004-05, 2010-11
 Dean, Jonathan, 2001-11
 Dee, Bill, 2009
 Driskill, Bryan, 2004-05
 Faison, Todd, 2008
 Fitzgerald, Tommy, 2005-09
 Gibbs, Heath, 2001, 2002
 Ingram, Richy 2003
 Johnson, Shannon 2003
 Kirland, Jay 2010
 Legg, David, 2001-06
 Long, Justin, 2007
 Lustig, Josh 2006
 Lustig, Justin, 2001-02, 2004-05
 Lustig, Keith, 2001-06

Lyons, Bill, 2002-05
 Matthews, Anthony 2003
 Parker, Shaun, 2001
 Pettaway, Tyrone, 2008
 Quillen, John, 2001, 2002
 Santomauro, Mike 2001-10
 Schmidt, Bob, 2001-09
 Speight, Curfew, 2007
 Stroup, Brian, 2009-11
 Taylor, Leon, 2006
 Tolbert, Chris, 2006-09
 Troy, Jon, 2003
 Turk, Daniel, 2011
 Underwood, John, 2001, 2002
 Vaganek, Brian, 2007-10
 Warthen, Pat 2010
 Wenner, Ryan, 2008
 Wever, Ryan, 2011
 Williams, Eric, 2007
 Wood, Justin, 2006-07, 2009-11



Justin Wood (42), a former All-American linebacker, is in his sixth season as a coach for CNU and his first as the team's defensive coordinator.

TEAM SEASON TOTALS

Year	Plays/Total Yards	Yards/Game	Yards/Play	Rushing Plays	Net Rushing	Yards/Game Rushing	Yards/Rush	Pass Att./Comp.	Yards Passing	Completion Pct.	Interceptions Thrown	Passing Yards/Game	Punt Average	Punt Returns/Yards	Kickoff Returns/Yards	INTs By/Return Yards	Turnovers	First Downs	Points/Game	
CNU	2001	583/2696	299.6	4.6	438	2036	226.2	4.6	145/52	660	38.1	4	73.3	35.0	27/300	24/412	14/129	22	153	22.6
	2002	722/3020	274.5	4.2	544	2240	203.6	4.1	178/65	780	36.5	4	70.9	34.1	34/376	31/717	17/249	11	176	19.6
	2003	749/3543	322.1	4.7	479	1809	164.5	3.8	270/147	1734	54.4	7	157.6	34.2	40/484	26/428	13/146	30	192	21.1
	2004	871/4436	369.7	5.1	524	2228	185.7	4.3	347/191	2208	55.0	16	184.0	35.7	37/375	33/674	13/168	26	243	28.1
	2005	653/3470	347.0	5.3	349	1267	126.7	3.6	304/163	2203	53.6	15	220.3	37.0	34/482	36/785	13/56	20	173	31.9
	2006	699/3526	320.5	5.0	432	1629	148.1	3.8	267/152	1897	56.9	17	172.5	31.4	29/174	44/911	8/121	28	195	28.5
	2007	755/4281	428.1	5.7	477	1918	191.8	4.0	278/164	2363	59.0	10	236.3	39.3	26/253	41/651	14/41	33	227	31.9
	2008	694/3639	363.9	5.2	528	2566	256.6	4.9	166/69	1073	41.6	8	107.3	37.4	18/84	40/661	13/131	18	195	26.3
	2009	647/3173	317.3	4.9	474	2024	202.4	4.3	173/87	1149	50.3	12	114.9	39.7	24/162	35/727	8/66	22	159	18.9
	2010	709/3549	322.6	5.0	474	1793	163.0	3.8	235/128	1756	54.5	9	159.6	36.2	20/387	46/865	14/77	18	190	24.5
	2011	785/4438	403.5	5.7	534	2279	196.3	4.3	251/147	2159	58.6	13	196.3	34.1	15/203	39/655	13/66	25	217	30.5
Opponents	2001	588/2692	298.0	4.6	380	1390	154.4	3.7	208/97	1292	46.6	14	143.6	35.2	29/244	31/494	4/44	33	147	21.4
	2002	693/2990	271.8	4.3	439	1828	134.8	3.4	252/118	1451	46.9	17	137.0	34.9	42/375	37/530	6/33	26	173	15.7
	2003	679/2541	231.0	3.7	429	1307	118.8	3.0	150/129	1234	51.6	13	112.2	34.1	21/176	38/476	7/26	32	154	12.2
	2004	770/3342	278.5	4.3	460	1903	129.0	3.4	310/163	1794	52.5	13	149.5	34.5	24/217	57/790	16/129	32	177	15.2
	2005	716/3370	337.0	4.7	424	1544	154.4	3.6	292/151	1826	51.7	13	182.6	31.8	23/224	53/821	15/99	22	182	20.5
	2006	684/2994	272.2	4.4	410	1874	135.5	3.6	274/129	1503	47.1	8	136.6	31.9	17/172	49/798	17/229	21	165	18.5
	2007	651/3225	322.5	5.0	404	1793	179.3	4.4	247/115	1432	46.6	14	143.2	35.5	25/456	53/1072	10/155	21	161	23.3
	2008	609/3395	339.5	5.6	336	1535	153.5	3.8	273/157	2103	57.5	13	210.3	35.4	23/207	50/894	8/67	28	160	20.1
	2009	640/3292	329.2	5.1	383	1320	132.0	3.4	257/139	1972	54.1	8	197.2	34.4	25/145	32/617	12/217	16	169	20.5
	2010	702/3574	324.9	5.1	439	1795	163.2	4.1	263/145	1779	55.1	14	161.7	36.5	22/421	51/840	9/25	25	186	25.2
	2011	714/3563	323.9	5.0	369	2534	184.5	4.2	345/189	2029	54.8	10	184.5	35.0	17/122	58/1173	10/150	25	183	24.3



The Captains are on the air live on the Christopher Newport/ Pepsi Radio Network.

Hear all the play-by-play and analysis from POMOCO Stadium and from the road in 2012.

Coverage begins 30 minutes before kickoff with the pre-game show featuring the Matt Kelchner report.

After the game, listen for post-game interviews, rundups and statistics. Nothing beats Captains Football...live on the Christopher Newport/Pepsi Radio Network and listen coast-to-coast and around the world at CNUsports.com



Francis Tommasino (right) and Tracey Cooper call the action for the 12th straight season.



Listen again in 2012 for every home and away CNU Football game!




Dr. John J. Denison, DDS



You Need An Independent Insurance AgentSM

CNU in the NCAA Playoffs



2001 First Round


Widener 56
CNU 7

Chester, Pa. - Christopher Newport became the first team ever to appear in an NCAA Playoff in its very first year of existence and faced a powerful Widener College squad in its first playoff test.

Widener took control from the very start, scoring on the second play from scrimmage, and went on to a 56-7 victory, but the learning experience was invaluable to the Captains.

Kaveh Conaway got the first NCAA touchdown in CNU history

with a 14-yard run in the fourth quarter.



Kaveh Conaway

Score by Quarters	1	2	3	4	Final
CNU	0	0	0	7	7
Widener	14	28	14	0	56

Statistics	CNU	WU
First Downs	15	24
Rushing, Net	82	238
Passing, Net	81	345
Passes Att. Comp. Int.	15-7-2	16-14-0
Total Offense	163	583

Leading CNU Rusher: Kaveh Conaway: 66
Leading CNU Passer: Eric Carlson: 5 of 12--37

Scoring Summary

First Quarter

WU-Michael Coleman 14 yd. pass from Mike Warker (Brian Grubb kick)
WU-Michael Gandy 3 yd. run (Brian Grubb kick)

Second Quarter


WU-Jim Jones 3 yd. run (Brian Grubb kick)
WU-Austin Martin 3 yd. run (Brian Grubb kick)
WU-Michael Coleman 36 yd. pass from Mike Warker (Brian Grubb kick)
WU-Jim Jones 44 yd. pass from Mike Warker (Brian Grubb kick)

Third Quarter

WU-Austin Martin 12 yd. run (Brian Grubb kick)
Wu-Luther Bowen 29 yd. run (Brian Grubb kick)

Fourth Quarter

CNU-Kaveh Conaway 14 yd. run (Justin Williams kick)



2002 First Round

Washington & Jefferson 24
CNU 10

Washington, Pa. - In its second NCAA appearance Christopher Newport battled a strong Washington & Jefferson team on even terms right into the fourth quarter before finally falling, 24-10 on the road.

The Captains trailed just 14-10 at halftime after a Jason Broskie field goal and a 16-yard TD run by freshman Branden Jones.

The President's inched in front 17-10 with one second left in the third quarter on a field goal and then

turned another CNU turnover into a four-yard touchdown run by Joey Nichols less than three minutes into the fourth quarter to account for the final score.



Branden Jones

Score by Quarters	1	2	3	4	Final
CNU	3	7	0	0	10
W&J	14	0	3	7	24

Statistics	CNU	W&J
First Downs	12	23
Rushing, Net	167	148
Passing, Net	26	204
Passes Att. Comp. Int.	9-4-1	33-20-2
Total Offense	193	352

Leading CNU Rusher: Thomas Thornton: 77
Leading CNU Passer: Eric Carlson: 4 of 9--26

Scoring Summary

First Quarter

W&J-R.J. Zitzelsberger 1 yd. run (Luke Ravenstahl kick)
CNU-Jason Broskie 21 yd. field goal
W&J-Mike Virgin 4 yd. pass from Brian Dawson (Luke Ravenstahl kick)

Second Quarter

CNU-Branden Jones 16 yd. run (Jason Broskie kick)


Third Quarter

W&J-Luke Ravenstahl 21 yd. field goal

Fourth Quarter

W&J-Joey Nichols 4 yd. run (Luke Ravenstahl kick)

CNU in the NCAA Playoffs



2003 First Round

CNU 24
Muhlenberg 20

Newport News, Va. - Nov. 22, 2003 - Christopher Newport scored its first-ever NCAA Playoff victory, in the first playoff game it ever got to play at home, with a 24-20 win over Muhlenberg at POMOCO Stadium.

It was an ironic rematch of a game that was never played, when the same two teams had their Sept. 20 game at POMOCO Stadium cancelled due to the effects of Hurricane Isabel.

Instead the two met for the first time in the playoffs in a thrilling

contest.

The Mules jumped ahead, 10-0, in the first quarter when Matt Bernardo scored on a two-yard run and Brian Hendershot added a 35-yard field goal.

But the Captains battled back on a school-record 85-yard pass from Phillip Jones to Roland Hilliard to cut the deficit to 10-7. A 35-yard field goal by Jason Broskie pulled CNU even, but Hendershot gave Muhlenberg a 13-10 halftime lead with a 27-yarder of his own with 29 seconds left in the half.

CNU then grabbed the lead near the start of the third quarter when Hosh Weekes intercepted a Ryan Newman pass and returned it 23 yards for a TD which gave the Captains their first lead, 17-13.

At the start of the fourth quarter the Mules capped an 80-yard drive with a four-yard TD by Bernardo to regain the lead, 20-17.

With 6:44 to play, CNU began a drive at its own 16-yard line with the game on the line. Eleven plays later the Captains had a third and ten situation at the Muhlenberg 16-yard line. Jones tossed a looping pass which Nathan Davis leaped high over a defender to catch in the end zone with 3:03 to play to put the Captains back on top, 24-20.

Muhlenberg drove to the CNU 28 and a first down. But three incompletions and a sack on fourth down gave CNU its first playoff victory.

Score by Quarters	1	2	3	4	Final
Muhlenberg	10	3	0	7	20
CNU	0	10	7	7	24

Statistics	CNU	MC
First Downs	11	17
Rushing, Net	97	108
Passing, Net	215	261
Passes Att. Comp. Int.	33-17-1	40-19-4
Total Offense	358	323

Leading CNU Rusher: Mario Marin 88
Leading CNU Passer: Phillip Jones 17 of 33-261

Scoring Summary

First Quarter

MC-Matt Bernardo 2 yd. run (Brian Hendershot kick)
MC-Brian Hendershot 35 yd. field goal

Second Quarter

CNU-Roland Hilliard 85 yd. pass from Phillip Jones (Jason Broskie kick)
CNU-Jason Broskie 35 yd. field goal
MC-Brian Hendershot 27 yd. field goal

Third Quarter

CNU-Hosh Weekes 23 yd. interception return (Jason Broskie kick)

Fourth Quarter

MC-Matt Bernardo 4 yd. run (Brian Hendershot kick)
CNU-Nathan Davis 16 yd. pass from Phillip Jones (Jason Broskie kick)

2003 Second Round

Bridgewater 26
CNU 3

Newport News, Va. - Nov. 29, 2003 - For the second straight playoff game Christopher Newport played a team that appeared on its regular season schedule, but this time fell, 26-3, to a Bridgewater team it had defeated in September.

In that earlier contest the Captains shocked the No. 5 ranked Eagles, 16-12, for CNU's first win over a nationally-ranked team in its history. The victory also ended Bridgewater's 29-game regular season winning streak.

But this time the Eagles were too much.

A one-yard TD run by quarterback Brandon Wakefield and a 20-yard field goal by Kyle Beach gave BC a 10-0 halftime lead it never relinquished.

CNU got on the board in the middle of the third quarter when Jason Broskie booted a 30-yard field goal, but Bridgewater answered quickly on a two-yard TD run by Winston Young to close the third quarter on top, 16-3.

The Eagles then put the contest out of reach in the fourth quarter when Beach added a 22-yarder and Marcus Washington scored from four yards out to close the win.



Phillip Jones

Score by Quarters	1	2	3	4	Final
Bridgewater	7	3	6	10	26
CNU	0	0	3	0	3

Statistics	CNU	BC
First Downs	10	20
Rushing, Net	39	262
Passing, Net	85	61
Passes Att. Comp. Int.	32-10-2	12-6-0
Total Offense	124	323

Leading CNU Rusher: Thomas Thornton 34
Leading CNU Passer: Phillip Jones 10 of 32-85

Scoring Summary

First Quarter

BC-Brandon Wakefield 1 yd. run (Kyle Beach kick)

Second Quarter

BC-Kyle Beach 20 yd. field goal

Third Quarter

CNU-Jason Broskie 30 yd. Field goal
BC-Winston Young 2 yd. run (kick failed)

Fourth Quarter

BC-Kyle Beach 22 yd. field goal
BC-Marcus Washington 4 yd. run (Kyle Beach kick)



CNU in the NCAA Playoffs

2004 First Round

CNU 35
Salisbury 24

SALISBURY, MD - Christopher Newport's football team won its first ever road NCAA Playoff game coming from behind to defeat Salisbury 35-24 in the first round of the NCAA Playoffs Saturday afternoon.

The Captains out scored Salisbury 28-17 in the second half, with three touchdowns coming in the fourth quarter alone.

Leroy Satchell started the scoring off with 7:48 left in the first on a 23-yard scoring run. Brock Boland hit the extra-point for a 7-0 lead.

CNU struck back and tied the score at 7-7 with 6:25 left in the first half when George Jones caught a pass from Hudson Bryant on a 25-yard touchdown pass.

The Sea Gulls regained the lead on a Mark Higgins 16-yard touchdown pass from Dustin Johnson with 10:44 left in the third. Boland his the PAT for a 14-7 lead.

The Captains tied the score on a Bryant 14-yard touchdown run with 3:12 left in the third stanza. Broskie hit the PAT for a 14-14 ball game.

SU then took a 17-14 lead with 41 seconds left in the third on a Boland 27-yard field goal. But CNU came right back and took a 21-17 lead just four minutes later. Jones caught his second touchdown pass, this time from four yards out with 11:48 left in the ball game.

The Sea Gulls continued the see-saw battle as Satchel went 54 yards for a score to give Salisbury a 24-21 lead. But again, the Captains answered, this time just more than a minute later. Branden Jones put CNU on top for good with 6:35 left in the fourth. Broskie's PAT gave the Captains a 28-24 lead.

On the very next possession, the Sea Gulls advanced the ball to the CNU 35 and were sacked on back-to-back plays, both by Kareem Morse, which gave the ball back to the Captains with 1:46 left in the game.

Justin Long picked off a Dustin Johnson pass and went 31 yards on the return for a touchdown to end a late threat.

Branden Jones led the Captains ground game with 47 yards on eight carries. Roland Hilliard finished with just 36 yards on 14 attempts.

Bryant finished 22-of-50 through the air for 283 yards, two touchdowns and two interceptions. The 50 pass attempts set a new school record, breaking the old record of 36 set by Phillip Jones against Ferrum in 2003.

Score by Quarters	1	2	3	4	-	Final
CNU	0	7	7	21	-	35
Salisbury	7	0	10	7	-	24

Statistics	CNU	SAL
First Downs	18	20
Rushing, Net	111	286
Passing, Net	283	115
Passes Att. Comp. Int.	50-22-2	22-9-3
Total Offense	394	401

Leading CNU Rusher: Branden Jones 45
Leading CNU Passer: Hudson Bryant 22 of 50-283

Scoring Summary
First Quarter
 SAL-Leroy Satchell 23 run (Brock Boland kick)
Second Quarter
 CNU-George Jones 25 pass from Hudson Bryant (Jason Broskie kick)
Third Quarter
 SAL-Mark Higgins 16 pass from Dustin Johnson (Brock Boland kick)
 CNU-Hudson Bryant 14 run (Jason Broskie kick)
 SAL-Brock Boland 27 yd. Field Goal
Fourth Quarter
 CNU-George Jones 4 pass from Hudson Bryant (Jason Broskie kick)
 SAL-Leroy Satchell 54 run (Brock Boland kick)
 CNU-Branden Jones 1 run (Jason Broskie kick)
 CNU-Justin Long 31 interception return (Jason Broskie kick)


2004 Second Round

Washington & Jefferson 24
CNU 14

WASHINGTON, PA - CNU's football team saw its season end Saturday afternoon with a 24-14 loss at Washington & Jefferson in the second round of the NCAA Playoffs.

The Captains scored on the opening possession of the game, a 35-yard touchdown pass from Hudson Bryant to Nathan Davis with 11:50 left in first quarter. Jason Broskie's PAT made it 7-0.

The Presidents answered on the ensuing possession, going 75 yards on 15 plays capped by a Jacob Shields 4-yard touchdown pass with 5:55 left in the opening period.



CNU would add the only score in the second quarter, a 19-yard touchdown pass to Davis from Bryant with 13:48 left in the first half. Broskie's PAT gave CNU a 14-7 lead heading into the lockerroom at halftim.

W&J came out in the second half fresh and scored 17 points in the third quarter alone to advance to the round of eight. The Presidents tied the score at 14-14 with 9:46 left in the third on a Brad Marsteller 1-yard run. Aaron Krepps would put the Presidents up for good, 21-14, with 6:55 left in the third. Krepps caught a 6-yard pass from Chris Edwards.

The Presidents would tack on a 31-yard field goal by Kyle Sidebotham with 4:32 left in the third for the game's final score.

Brandon Jones led the CNU rushing attack with 74 yards on 22 carries. Bryant finished 23-of-43 with two touchdown passes and one interception for 192 yards. Davis caught seven passes for 84 yards and two scores.

The Captains finish the season with its best record in school history, 9-3.


Score by Quarters	1	2	3	4	-	Final
W&J	7	0	17	0	-	24
CNU	7	7	0	0	-	14

Statistics	CNU	W&J
First Downs	17	19
Rushing, Net	106	98
Passing, Net	192	293
Passes Att. Comp. Int.	44-23-1	43-26-1
Total Offense	298	391

Leading CNU Rusher: Branden Jones 74
Leading CNU Passer: Hudson Bryant 23 of 43-192

Scoring Summary
First Quarter
 CNU-Nathan Davis 35 pass from Hudson Bryant (Jason Broskie kick)
 W&J-Jacob Shields 4 pass from Chris Edwards (Kyle Sidebotham kick)
Second Quarter
 CNU-Nathan davis 19 pass from Hudson Bryant (Jason Broskie kick)
Third Quarter
 W&J-Brad Marsteller 1 run (Kyle Sidebotham kick)
 W&J-Aaron Krepps 6 pass from Chris Edwards (Kyle Sidebotham kick)
 W&J-Kyle Sidebotham 31 yd. Field goal

CNU in the NCAA Playoffs



2006 First Round

Washington & Jefferson 27
CNU 23

NEWPORT NEWS, VA - For the third time in five seasons, Washington & Jefferson ended CNU's season in the NCAA Playoffs. This year the Presidents defeated the Captains 27-23 on Saturday afternoon.

In the second, W&J scored twice, with the first point-after blocked to lead 20-0. Ryan Mendel scored from 13 yards out with 5:32 left and on the next CNU possession, Ryan Mullen picked off Todd Faison at the CNU 41-yard line and returned it for a touchdown. Nick Cherish tied a school record with three interceptions, his third came late in the fourth quarter that eliminated any possibility of a CNU comeback.

Head Coach Matt Kelchner inserted Hudson Bryant, who led the Captains on their very next possession to a touchdown that culminated in Bryant's 5-yard pass to Curfew Speight in the end zone. Then, as time expired in the third, Roland Hilliard plunged from 1-yard out that cut the Presidents lead to 27-14.

With 8:35 left in the game, Bryant led the Captains to another score when he found Speight open for his second TD reception, this time from 24 yards out to put CNU within one score.

After forcing a W&J punt, Cherish got his third pick of the game with less than two minutes to go in the game. The Captains defense again stepped up big and forced the Presidents to punt. After a W&J timeout, the Presidents' punter ran out of the end zone for a safety cutting the lead to 27-23.

On the ensuing kick-off, the kick squibbed up the middle and off a CNU player's hands who tried to scoop it up and the Presidents recovered the loose ball to seal the win.

Roland Hilliard concluded his CNU career with 175 yards on 35 carries and one touchdown. Hilliard came in needing 21 yards for 3,000 all-time. Todd Faison started the game and went 7-of-13 for 66 yards and two picks. Bryant finished 17-of-21 for 188 yards, two touchdowns and one interception.

Score by Quarters	1	2	3	4	Final
W&J	7	13	7	0	27
CNU	0	0	14	9	23

Statistics	W&J	CNU
First Downs	15	26
Rushing, Net	111	200
Passing, Net	70	254
Passes Att-Comp-Int	21-10-0	35-24-4
Total Offense	181	454

Leading CNU Rusher: Roland Hilliard, 175
Leading CNU Passer: Hudson Bryant, 17 of 21-188

Scoring Summary

First Quarter

W&J Mathews 12 pass from Swallow (Sidebotham kick), 1:27

Second Quarter

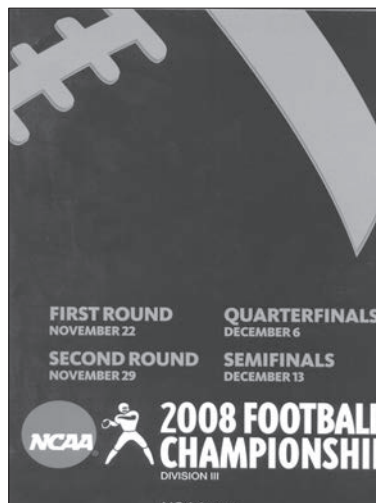
W&J Mendel 13 run (kick blocked), 5:32
W&J Mullen 41 interception return (Sidebotham kick), 3:58

Third Quarter

W&J Mendel 10 run (Sidebotham kick), 9:31
CNU Speight 5 pass from Bryant (Graham kick), 4:57
CNU Hilliard 1 run (Graham kick), :00

Fourth Quarter

CNU Speight 24 pass from Bryant (Graham kick), 8:35
W&J Safety, :54



2008 First Round

Washington & Jefferson 35
CNU 29

WASHINGTON, PA - The Captains of Christopher Newport saw their season come to a close Saturday afternoon, losing at Washington & Jefferson in the NCAA Playoffs, 35-29.

The loss snapped a school-record eight-game winning streak for the Captains and ended CNU's season at 8-2

Tunde Ogun, the Captains offensive powerhouse, rushed for 160 yards and three touchdowns.

W&J senior running back Curt Jones rushed for 141 yards and two touchdowns.

Washington & Jefferson scored three second quarter passing touchdowns to build a 28-10 lead. Senior quarterback Bobby Swallow connected on three scoring throws in the second quarter to put the Presidents up by 18.

LeShae McMillan picked off a Swallow pass in the final minutes of the first half and returned it 19 yards for a CNU touchdown to cut the lead to 28-17 at the half.

After an early W&J score in the third quarter, the Captains defense rallied and held the Presidents to less than 100 yards in the second half. Two late Ogun touchdowns pulled the Captains within six, 35-29. A well executed on-sides kick attempt by Jay Graham bounced into the hands of a Washington & Jefferson player to thwart the Captains comeback.

Washington & Jefferson improves to 10-1 on the year, and will travel to Millsaps next Saturday in Jackson, MS. The Captains season ends at 8-2, their best winning percentage in football history.

Score by Quarters	1	2	3	4	Final
CNU	3	14	6	6	29
Wash. & Jeff.	7	21	7	0	35

Statistics	W&J	CNU
First Downs	18	18
Rushing, Net	138	197
Passing, Net	258	94
Passes Att-Comp-Int	26-17-1	21-9-1
Total Offense	396	291

Leading CNU Rusher: Tunde Ogun, 160
Leading CNU Passer: Matt Long, 9 of 21-94

Scoring Summary

First Quarter

CNU Graham 22 yd field goal, 8:44
W&J Jones 4 yd run (Kelly kick), 5:37

Second Quarter

CNU Ogun 1 yd run (Graham kick), 14:18
W&J Besong 39 yd pass from Swallow (Kelly kick), 13:11
W&J Besong 17 yd pass from Swallow (Kelly kick), 9:43
W&J Ravidia 31 yd pass from Swallow (Kelly kick), 3:09
CNU McMillan 19 yd int. return (Graham kick), 1:08

Third Quarter

W&J Jones 8 yd run (Kelly kick), 10:56
CNU Ogun 10 yd run (pass failed), 4:48

Fourth Quarter

CNU Ogun 1 yd run (kick blocked), 1:59

CNU in the NCAA Playoffs



2011 First Round

Kean University 34
CNU 10

UNION, NJ - In just a mere minute of football, the 2011 CNU football season came crashing down Saturday. The Captains were trailing Kean University, 14-7, late in the second quarter when the meltdown began.

"It's hard to imagine the way it happened," Head Coach Matt Kelchner said. "We were in great position, and then it all went wrong."

Christopher Newport gave up three touchdowns to Kean in a span of 53 seconds and essen-

tially put the game away.

The pre-halftime nightmare gave the Cougars a 34-7 lead, and Kean held off CNU in the second half to advance in the Division III NCAA Football Championship. The 34-10 final verdict will put the Cougars up against Salisbury in the second round, while the Captains season ends at 8-3.

"I thought our defense was really strong all day, they competed really well," Kelchner said. "Those mistakes before the half were the difference in the game."

CNU's defense did not allow a first down to Kean in the entire second half.

Junior quarterback Aaron Edwards (Yorktown, Va.), who had battled the flu all week, threw five interceptions in the loss. Three of the five came in the moments before halftime leading to three Kean touchdowns. Edwards scored CNU's only touchdown of day, a 1-yard plunge earlier in the second quarter that had cut Kean's lead to 14-7.

Edwards finished 15 of 29 throwing for 178 yards.

Sophomore kicker Stephen Denuel (Moseley, Va.) booted a 29-yard field goal for the only score of the second half. The field goal tied the all-time CNU mark for field goals in a season with 16.

The defeat snapped a 7-game CNU winning streak and ends the Captains season at 8-3.

Score by Quarters	1	2	3	4		Final
CNU	0	7	3	0	-	10
Kean	14	20	0	0	-	34

Statistics	CNU	KEAN
First Downs	19	11
Rushing, Net	144	95
Passing, Net	194	166
Passes Att. Comp. Int.	16-33-5	17-27-1
Total Offense	338	261

Leading CNU Rusher: Marcus Morrast, 72
Leading CNU Passer: Aaron Edwards, 15 of 29- 178

Scoring Summary

First Quarter

KEAN, C. DiMicco 20 yd run (B. Daniels kick), 11:48
KEAN, C. DiMicco 9 yd run (B. Daniels kick), 00:38

Second Quarter

CNU, A. Edwards 1 yd run (S. Denuel kick), 9:36
KEAN, B. Kvalheim 35 yd pass from T. D'Ambrisi (B. Daniels kick), 1:23
KEAN, M. Clerck 19 yd interception return (B. Daniels kick failed), 1:16
KEAN, C. Suozz 21 yd pass from T. D'Ambrisi (B. Daniels kick), 0:30

Third Quarter

CNU S. Denuel 29 yd field goal, 8:37



A list of championships and NCAA appearances by Christopher Newport teams over the years

In 2012, the Christopher Newport University continued to reach new heights with a second straight Top 25 finish in the Learfield Director's Cup, gauging overall success for the department.

Very few Division III schools have enjoyed the overall success of the Christopher Newport athletic program. In the 2011-2012 academic year, CNU teams won 74 percent of their games, and also topped the overall mark for NCAA Tournament appearances in an academic year, with 15.

CNU teams last year posted an overall record of 248-85-2 (.743). Even more remarkably, CNU squads were 126-21-1 last year in USA South Athletic Conference play for a winning percentage of .855. The Captains again

captured the USA South Athletic Conference President's Cup for overall athletic excellence for the 15th straight season.

The Captains also established a new school record for programs advancing to the NCAA tournament. Fifteen teams qualified for post-season play last year (field hockey, men's soccer, football, volleyball, women's cross country, men's basketball, men's and women's indoor track & field, golf, baseball, softball, women's lacrosse, men's tennis and men's and women's outdoor track & field).

FOOTBALL

- 2001 Dixie Conference
- 2001 NCAA
- 2002 Dixie Conference
- 2002 NCAA
- 2003 USA South
- 2003 NCAA
- 2004 USA South
- 2004 NCAA
- 2006 USA South
- 2006 NCAA
- 2008 USA South
- 2008 NCAA
- 2010 USA South
- 2010 NCAA
- 2011 USA South
- 2011 NCAA

BASEBALL

- 2001 Dixie Conference
- 2001 NCAA Regional
- 2002 Dixie Conference
- 2002 NCAA 3rd place
- 2003 NCAA Regional
- 2003 NCAA 2nd place
- 2007 USA South
- 2007 NCAA Regional
- 2008 USA South
- 2008 NCAA Regional
- 2009 NCAA Regional
- 2011 USA South
- 2011 NCAA Regional
- 2012 USA South
- 2012 NCAA Regional
- 2012 NCAA Championships

MEN'S BASKETBALL

- 1986 Dixie Conference
- 1986 NCAA First Round
- 1988 Dixie Conference
- 1988 NCAA First Round
- 1989 Dixie Conference
- 1989 NCAA First Round
- 1990 NCAA First Round
- 1991 Dixie Conference
- 1991 NCAA Sweet 16
- 1993 Dixie Conference
- 1993 NCAA Sweet 16
- 1994 NCAA Second Round
- 1995 NCAA First Round
- 1996 Dixie Conference
- 1996 NCAA Sweet 16
- 1997 NCAA Second Round
- 1998 Dixie Conference
- 1998 NCAA Sweet 16
- 1999 Dixie Conference
- 1999 NCAA First Round
- 2000 Dixie Conference
- 2000 NCAA Second Round
- 2001 Dixie Conference
- 2001 NCAA Elite 8
- 2003 Dixie Conference
- 2003 NCAA First Round
- 2006 USA South
- 2006 NCAA First Round
- 2010 NCAA First Round
- 2012 USA South
- 2012 NCAA First Round

WOMEN'S BASKETBALL

- 1980 AIAW Regionals
- 1982 NCAA First Round
- 1986 Dixie Conference
- 1986 NCAA Regional
- 1990 Dixie Conference
- 1992 NCAA Sweet 16
- 1993 Dixie Conference
- 1993 NCAA First Round
- 1995 NCAA First Round
- 1997 NCAA First Round
- 1998 Dixie Conference
- 1998 NCAA Second Round
- 2001 Dixie Conference
- 2001 NCAA First Round
- 2002 NCAA Second Round
- 2007 USA South
- 2007 NCAA Second Round
- 2009 USA South
- 2009 NCAA First Round
- 2010 NCAA Sweet 16
- 2011 NCAA Final Four

MEN'S CROSS COUNTRY

- 1980 Dixie Conference
- 1981 Dixie Conference
- 1982 Dixie Conference
- 1983 Dixie Conference
- 1984 Dixie Conference
- 1984 NCAA Nationals
- 1985 Dixie Conference
- 1986 Dixie Conference
- 1988-92 No competition
- 1993 Dixie Conference
- 1993 Mason-Dixon Conf.
- 1994 Dixie Conference
- 1994 NCAA Nationals
- 1994 Mason-Dixon Conf.
- 1995 Dixie Conference
- 1996 Dixie Conference
- 1997 Dixie Conference
- 1998 Dixie Conference
- 1999 Dixie Conference
- 2000 Dixie Conference
- 2001 Dixie Conference
- 2001 Mason-Dixon Conf.
- 2002 Dixie Conference
- 2003 Mason-Dixon Conf.
- 2003 USA South
- 2004 Mason-Dixon Conf.
- 2004 USA South
- 2005 USA South
- 2006 USA South
- 2007 USA South
- 2008 USA South
- 2009 USA South
- 2010 USA South
- 2011 USA South

WOMEN'S CROSS COUNTRY

- 1994 Dixie Conference
- 1995 Dixie Conference
- 1998 Dixie Conference
- 1999 Dixie Conference
- 2000 Dixie Conference
- 2001 Dixie Conference
- 2001 Mason-Dixon Conf.
- 2002 Dixie Conference
- 2003 Mason-Dixon Conf.
- 2003 USA South
- 2004 Mason-Dixon Conf.
- 2004 USA South
- 2005 USA South

- 2006 USA South
- 2007 USA South
- 2008 USA South
- 2009 USA South
- 2011 USA South

GOLF

- 1990 NCAA Nationals
- 1991 NCAA Nationals
- 1992 NCAA Nationals
- 1994 NCAA Nationals
- 1995 NCAA Nationals
- 1996 NCAA Nationals
- 2000 NCAA Nationals
- 2010 USA South
- 2011 NCAA Nationals
- 2012 NCAA Nationals

FIELD HOCKEY

- 2006 NCAA Elite 8
- 2007 NCAA Sweet 16
- 2008 NCAA Sweet 16
- 2009 NCAA Sweet 16
- 2010 NCAA First Round
- 2011 NCAA First Round

WOMEN'S SOCCER

- 2000 Dixie Conference
- 2000 NCAA First Round
- 2004 USA South
- 2004 NCAA Elite 8
- 2005 USA South
- 2005 NCAA
- 2006 USA South
- 2006 NCAA
- 2009 USA South
- 2009 NCAA
- 2010 USA South
- 2010 NCAA First Round

MEN'S SOCCER

- 1986 NCAA First Round
- 2000 Dixie Conference
- 2000 NCAA Elite 8
- 2006 NCAA Second Round
- 2008 NCAA Elite 8
- 2009 USA South
- 2009 NCAA Elite 8
- 2010 USA South
- 2010 NCAA Second Round
- 2011 USA South
- 2011 NCAA First Round

SOFTBALL

- 1993 Dixie Conference
- 1993 NCAA Regionals
- 1994 Dixie Conference
- 1995 Dixie Conference
- 1995 NCAA Regionals
- 1997 Dixie Conference
- 1998 NCAA Regionals
- 2001 Dixie Conference
- 2001 NCAA Regionals
- 2006 NCAA Regionals
- 2007 USA South
- 2007 NCAA Regionals
- 2008 NCAA Regionals
- 2009 USA South
- 2009 NCAA Regionals
- 2010 NCAA Final Four
- 2011 NCAA Championship
- 2012 NCAA Regionals

WOMEN'S LACROSSE

- 2006 USA South
- 2006 NCAA First Round
- 2006 USA South
- 2006 NCAA Regionals
- 2007 USA South
- 2007 NCAA Regionals
- 2008 USA South
- 2008 NCAA Regionals
- 2009 USA South
- 2009 NCAA Regionals
- 2010 USA South
- 2010 NCAA First Round
- 2011 NCAA First Round
- 2012 USA South
- 2012 NCAA First Round

MEN'S TENNIS

- 1976 Dixie Conference
- 1977 Dixie Conference
- 1978 Dixie Conference
- 1979 Dixie Conference
- 1980 Dixie Conference
- 1982 Dixie Conference
- 1983 Dixie Conference
- 1990 Dixie Conference
- 1993 Dixie Conference
- 2006 USA South
- 2007 USA South
- 2007 NCAA Regionals

WOMEN'S TENNIS

- 1993 Dixie Conference
- 2006 USA South

MEN'S TRACK & FIELD

- 1980 Dixie Conference
- 1981 Dixie Conference
- 1982 Dixie Conference
- 1983 Dixie Conference
- 1984 Dixie Conference
- 1985 Dixie Conference
- 1986 Dixie Conference
- 1986 Mason-Dixon Conf. Out.
- 1994 Mason-Dixon Conf. Ind.
- 1995 Mason-Dixon Conf. Ind.
- 1995 Mason-Dixon Conf. Out.
- 1996 Mason-Dixon Conf. Ind.
- 1998 Mason-Dixon Conf. Ind.
- 1999 Mason-Dixon Conf. Ind.
- 1999 Mason-Dixon Conf. Out.
- 2000 Mason-Dixon Conf. Ind.
- 2001 Mason-Dixon Conf. Ind.
- 2002 Mason-Dixon Conf. Out.
- 2002 Mason-Dixon Conf. Ind.
- 2003 Mason-Dixon Conf. Ind.
- 2003 Mason-Dixon Conf. Out.
- 2004 Mason-Dixon Conf. Ind.
- 2004 Mason-Dixon Conf. Out.
- 2005 Mason-Dixon Conf. Ind.
- 2005 Mason-Dixon Conf. Out.
- 2006 Mason-Dixon Conf. Ind.
- 2006 Mason-Dixon Conf. Out.
- 2007 Mason-Dixon Conf. Ind.
- 2007 Mason-Dixon Conf. Out.
- 2008 Mason-Dixon Conf. Ind.
- 2008 Mason-Dixon Conf. Out.
- 2009 Mason-Dixon Conf. Ind.
- 2011 Mason-Dixon Conf. Ind.
- 2012 Mason-Dixon Conf. Ind.
- 2012 Mason-Dixon Conf. Out.

WOMEN'S TRACK & FIELD

- 1987 Mason-Dixon Conf. Out.
- 1987 NCAA Outdoor Champs
- 1988 NCAA Indoor Champs
- 1988 NCAA Outdoor Champs
- 1989 NCAA Indoor Champs
- 1989 NCAA Outdoor Champs
- 1990 Mason-Dixon Conf. Ind.
- 1990 NCAA Indoor Champs
- 1990 Mason-Dixon Conf. Out.
- 1991 Mason-Dixon Conf. Ind.
- 1991 Mason-Dixon Conf. Out.
- 1992 Mason-Dixon Conf. Ind.
- 1992 NCAA Indoor Champs
- 1992 NCAA Outdoor Champs
- 1992 Mason-Dixon Conf. Out.
- 1994 Mason-Dixon Conf. Ind.
- 1994 Mason-Dixon Conf. Out.
- 1994 NCAA Outdoor Champs
- 1995 Mason-Dixon Conf. Ind.
- 1996 Mason-Dixon Conf. Ind.
- 1997 NCAA Indoor Champs
- 1998 Mason-Dixon Conf. Ind.
- 1998 Mason-Dixon Conf. Out.
- 1998 NCAA Indoor Champs
- 1998 NCAA Outdoor Champs
- 2000 Mason-Dixon Conf. Ind.
- 2000 Mason-Dixon Conf. Out.
- 2001 Mason-Dixon Conf. Ind.
- 2002 Mason-Dixon Conf. Ind.
- 2002 Mason-Dixon Conf. Out.
- 2003 Mason-Dixon Conf. Ind.
- 2003 Mason-Dixon Conf. Out.
- 2004 Mason-Dixon Conf. Ind.
- 2004 Mason-Dixon Conf. Out.
- 2005 Mason-Dixon Conf. Ind.
- 2005 Mason-Dixon Conf. Out.
- 2006 Mason-Dixon Conf. Ind.
- 2006 Mason-Dixon Conf. Out.
- 2007 Mason-Dixon Conf. Ind.
- 2007 Mason-Dixon Conf. Out.
- 2008 Mason-Dixon Conf. Ind.
- 2008 Mason-Dixon Conf. Out.
- 2009 Mason-Dixon Conf. Ind.
- 2010 Mason-Dixon Conf. Ind.
- 2012 Mason-Dixon Conf. Ind.

VOLLEYBALL

- 2001 Dixie Conference
- 2001 NCAA Regionals
- 2002 Dixie Conference
- 2002 NCAA Regionals
- 2004 USA South
- 2004 NCAA Regionals
- 2005 USA South
- 2005 NCAA Regionals
- 2007 USA South
- 2007 NCAA Regionals
- 2008 USA South
- 2008 NCAA Regionals
- 2009 USA South
- 2009 NCAA Elite 8
- 2010 USA South
- 2010 NCAA Elite 8
- 2011 USA South
- 2011 NCAA Regional Champs
- 2011 NCAA National Runner-Up

CNU AT A GLANCE

- ▶ **ACCEPTANCE RATE**
48 percent of freshman applicants;
- ▶ **AVERAGE CLASS SIZE**
24 students. Fewer than 10 percent of classes are taught in lecture format.
- ▶ **AVERAGE HIGH SCHOOL GPA**
3.6 (4.0 scale)
- ▶ **AVERAGE SAT SCORE**
1200 (Critical Reading and Math)
- ▶ **CAMPUS**
260 acres, adjacent to the 550-acre Mariners' Museum and Park, the Noland Trail and the James River.
- ▶ **CAMPUS LOCATION**
Newport News, Virginia, between historic Williamsburg and Virginia Beach. Only a few blocks from the James River, which is nearly five miles wide.
- ▶ **CARS**
Freshmen may have cars on campus.
- ▶ **CLUBS & STUDENT ORGANIZATIONS**
More than 100
- ▶ **COMING SOON!**
\$500 million in new facilities
- ▶ **COMPUTERS & INTERNET ACCESS**
Online registration and services for all students. Labs abound on campus. Phone, cable and Internet connections in the residence halls. Wireless access in all public areas.
- ▶ **ENROLLMENT**
4,800 students; 1,200 freshmen
- ▶ **FACULTY**
Nearly 90 percent hold PhD or highest degree in their fields. Our professors were called "dedicated and caring" in a *Washington Post* survey.
- ▶ **GEOGRAPHIC DISTRIBUTION**
Students enroll from every region in Virginia, from 32 other states (10 percent out-of-state) and foreign countries.
- ▶ **INTERCOLLEGIATE ATHLETICS**
NCAA Div. III; USA South Conference
11 varsity men's teams (NCAA);
12 varsity women's teams (NCAA)
- ▶ **MALE-FEMALE RATIO**
41 percent male
59 percent female
- ▶ **RACIAL DIVERSITY**
81 percent Caucasian
11 percent African-American
5 percent Hispanic-Latino
4 percent Asian-American
2 percent American Indian/Alaskan Native
1 percent Native Hawaiian/Pacific Islander
- ▶ **RESIDENTIAL FACILITIES**
Four contemporary residence halls and two modern apartment complexes — all rated "best in the state" by students. (3,000 students reside on campus.)
- ▶ **SCHOLARSHIPS**
More than 300 renewable freshman scholarships offered each fall to Honors and Leadership students.
- ▶ **TYPE**
Four-year public university



CHRISTOPHER NEWPORT
UNIVERSITY

WWW.CNU.EDU



CHRISTOPHER NEWPORT UNIVERSITY

L E A D E R S H I P • S E R V I C E • H O N O R



*C*hristopher Newport University has experienced a remarkable transformation over the past decade, and the results of the efforts of our students, faculty and staff have been dramatic:

- Our applications have exploded by 700 percent, growing from 1,000 to more than 8,000.
- The quality of our students is soaring — as measured by SAT Critical Reading and Math scores. Average SATs have increased by more than 200 points.
- We have added more than 100 PhDs from the best schools to our faculty.
- CNU has completed nearly \$1 billion in capital construction and has built a beautiful campus with world-class facilities.
- Finally and most importantly, our 4,800 students love this school and bring our campus alive with their passion, energy, enthusiasm and intellect.

We continue to raise the bar by recruiting the best faculty, seeking the best students and creating an **exceptional college experience emphasizing leadership, civic engagement and honor.**



Visit us at cnu.edu



2012 Seniors



2012 Schedule

September

1	Salisbury	POMOCO Stadium	7:00
8	at Hampden-Sydney	Hampden-Sydney, Va	1:00
15	at Shenandoah	Winchester, Va	7:00
29	at Maryville*	Maryville, Tenn.	1:30

October

6	Ferrum**^	POMOCO Stadium	7:00
13	LaGrange*	POMOCO Stadium	7:00
20	at Averett*	Danville, Va.	1:00
27	at N.C. Wesleyan*	Rocky Mount, N.C.	1:00

November

3	Greensboro*#	POMOCO Stadium	7:00
10	Methodist*	POMOCO Stadium	7:00

Home Games in Bold
 *USA South Conference games
 ^ Family Weekend
 # Homecoming