



2025 BOWL GUIDE



CENTRAL MICHIGAN
CHIPPEWAS

VS.

NORTHWESTERN
WILDCATS



FORD FIELD | DETROIT

DEC. 26
2025



CENTRAL MICHIGAN FOOTBALL

GAME NOTES - GAMEABOVE SPORTS BOWL

2025 SCHEDULE

Date	Opponent	Time/Score
A29	at San Jose State (FS1)	W, 16-14
S6	at Pittsburgh (ESPN)	L, 45-17
S13	at 23/22 Michigan (TV: Big Ten Network)	L, 63-3
S20	WAGNER (TV: ESPN+)	W, 49-10
S27	*EASTERN MICHIGAN (TV: ESPN+)	W, 24-13
O4	at *Akron (TV: ESPN+)	L, 28-22
O18	at *Bowling Green (TV: CBS Sports Network)	W, 27-6
O25	*UMASS (Homecoming) (TV: ESPN+)	W, 38-13
N1	at *Western Michigan (TV: ESPN)	L, 24-21
N12	*BUFFALO (TV: CBS Sports Network)	W, 38-19
N19	at *Kent State (TV: ESPN)	W, 28-16
N29	*TOLEDO (TV: ESPN+)	L, 21-3
D26	vs. Northwestern (TV: ESPN)	1 p.m.

Home games in CAPS and BOLD
*MAC opponent; All game times ET

GAME 13: GAMEABOVE SPORTS BOWL

**CENTRAL
MICHIGAN
CHIPPEWAS**
(7-5, 5-3 MAC)



**NORTHWESTERN
WILDCATS**
6-6 OVERALL
(4-5 Big Ten)

2025 GAMEABOVE SPORTS BOWL
Friday, December 26, 2025 • 1 p.m. ET
Detroit, Mich. • Ford Field (65,000)

Television: ESPN (Matt Schumacker, play-by-play; Dustin Fox, analyst; Stos Hall, producer)

CMU Chippewas Sports Network: Adam Jaksa, play-by-play; Brock Gutierrez, color analyst; spotter: Steve Powers; hosts: Kyle Sandel and Nathan Arbaugh.

National Radio: Bowl Season Radio: Kyle Wiggs, play-by-play; John Denton, color analyst

Live Stats: <https://stats.statbroadcast.com/statmonitr/?id=626243>

CMU Social Media: Twitter (@cmu_football); Facebook (@cmufootball);

Instagram (cmufootball); Website: www.cmuchippewas.com.

Coaches: CMU- Matt Drinkall, 1st year at CMU (7-5), 6th year overall (49-22), 22nd year in coaching. Northwestern- David Braun, 3rd year at NU (18-19), 3rd year overall (18-19).

Series: Central Michigan and Northwestern meet for the second time as Northwestern defeated CMU 30-25 on Sept. 25, 2010 in Evanston, Ill. Northwestern is CMU's 16th bowl foe as the Chippewas are 6-9 in 15 bowls. CMU is 0-2 vs. Big Ten teams in bowl games.

TOP STORYLINES

- Central Michigan takes on Northwestern in the GameAbove Sports Bowl in Detroit on Friday, Dec. 26.
- It is Central Michigan's sixth bowl game appearance in Detroit, the last coming 10 years ago in 2015 vs. Minnesota.
- It is CMU's 11th game at Ford Field as the Chippewas own a 5-5 record at the venue. Last game: six years ago.
- With a 7-5 overall record, Central Michigan earned bowl eligibility for the first time in four years and since 2021.
- With a win, Matt Drinkall would become the first head coach in CMU history to win a bowl game in his first season as the school's head coach.

GAME NOTES

THE ESSENTIALS

Bowl eligible Central Michigan (7-5, 5-3 MAC) plays in its 16th all-time bowl game when it takes on Northwestern (6-6, 4-5 Big Ten) on Friday, Dec. 26 at Ford Field in Detroit. Kickoff is set for 1 p.m. ET for a nationally televised broadcast on ESPN.

WHERE TO WATCH THE GAME

The game will be nationally televised on ESPN with Matt Schumacker (play-by-play), Dustin Fox (color analyst) calling action. Stos Hall will handle production.

WHERE TO LISTEN TO THE GAME

Fans can also listen to the CMU Chippewas Sports Network broadcast presented by Fabiano Brothers. Adam Jaksa (play-by-play) and former Central Michigan/NFL player and CMU Athletic Hall of Famer Brock Gutierrez (color analyst) call the action on the network which can be accessed on www.cmuchippewas.com, on the 98.5-FM WUPS website, or on the Black Diamond broadcasting app. Coverage begins with a one-hour pre-game show.



MEDIA INFORMATION

AVAILABILITY IN DETROIT

Please contact Senior Associate AD Greg Hotchkiss at (412) 491-5296

Monday, Dec. 22

- Welcome Dinner, Henry Ford Museum, 5:30-8 p.m., media interviews available

Tuesday, Dec. 23

- Practice, Ford Field, 10-11:30 a.m.
- Post-practice media availability
- Media Availability, Charity Event, 10:30 a.m.
- Gleaners Food Bank Charity Event, 10:30 a.m.

Wednesday, Dec. 24

- Practice, Ford Field, 12:30-1:30 p.m.
- Post-practice media availability
- Fowling, Fowling Warehouse, 5-7 p.m.

Thursday, Dec. 25

- Walk-Through, Ford Field, noon-1 p.m. (CLOSED)
- No interviews on Dec. 25

Friday, Dec. 26

- Central Michigan arrives at Ford Field for game, 10:45 a.m.
- Central Michigan vs. Northwestern, 1 p.m., ESPN
- Post-game media availability

MEDIA INFORMATION

Coordinate all coach and student-athlete interview requests through Senior Associate A.D. for Communications Greg Hotchkiss.

Greg Hotchkiss, Senior Associate AD

E-Mail: hotch1ga@cmich.edu
Cell Number: (412) 491-5296

POST-GAME PROCEDURE

Home Games: Following a cooling off period and a radio interview, head coach Matt Drinkall and selected/requested student-athletes will meet with the media in-person in the Ford Field media room. Please make player requests to Greg Hotchkiss.

CMU's locker room is closed at all times.

SOCIAL MEDIA

Visit cmuchippewas.com/socialmedia for a complete directory of CMU's official social media sites. The CMU football program can be followed on:

Facebook (CMUFootball)
X/Twitter (@CMU_Football)
Instagram (@CMUFootball)

GAME NOTES

ABOUT THE CHIPPEWAS

Winners of two of its last three games, Central Michigan (7-5, 5-3 MAC) plays Northwestern (6-6, 4-5 Big Ten) in the GameAbove Bowl set for Friday, Dec. 26 in Detroit, Mich. Kickoff is at 1 p.m. ET for an ESPN national broadcast. Pepsi will serve as Central Michigan's bowl season sponsor.

With seven wins, Central Michigan advances to a bowl game for the first time in four seasons and since the 2021 season when it won a 24-21 decision over Washington State in the Tony the Tiger Sun Bowl. Previously, Central Michigan has made 15 bowl game appearances. With seven victories, the Chippewas have already won more games than they did in each of the last three seasons (4 in 2022, 5 in 2023, and 4 in 2024). CMU's seven wins are its most since it went 9-4 in 2021.

In all seven wins this year, Central Michigan has limited opponents to 20 points or less. CMU is 7-2 when leading at halftime, 6-3 when leading at the end of the first quarter, 6-2 when leading time of possession, and 4-1 in home games.

BOWL NOTES

- Central Michigan advances to a bowl game for the 16th time in program history and 14th time as an NCAA Division I program. The Chippewas are 6-9 overall in bowl

games with a one-game win streak.

- Central Michigan's last bowl appearance was four years ago in 2021 when it defeated Washington State 24-21 in the Tony the Tiger Sun Bowl.
- Central Michigan will play in a bowl game in Detroit for the sixth time in program history. The Chippewas are 2-3 in bowl games played in Detroit. The last time the Chippewas participated in a bowl game in Detroit was on Dec. 28, 2015 vs. Minnesota. The Chippewas play a Big Ten opponent in a bowl game in Detroit for the third time.
- The Chippewas will play their 11th all-time football game in Detroit. CMU's last appearance at Ford Field was in the MAC Championship Game on Dec. 7, 2019 vs. Miami (Ohio). All previous matchups took place at Ford Field, including five bowl games, four MAC Championship games, and one regular season contest. In 11 matchups in Detroit, Central Michigan's average attendance in those games is 33,472. The last time Central Michigan played at Ford Field was on Dec. 7, 2019 against Miami (Ohio) in the MAC Championship Game.
- Matt Drinkall guides Central Michigan to a bowl game in his first year as the Chippewas' coach. He becomes the fifth coach in school history to lead the Chippewas to bowl eligibility in his first year as CMU's head coach. He joins Dick Flynn (1994), Butch Jones (2007), John Bonamego (2015), and Jim McElwain (2019) as the



Linebacker Jordan Kwiatkowski



Linebacker Dakota Cochran



Quarterback Joe Labas



Defensive Lineman Michael Heldman

other coaches to achieve that distinction.

- With a win against Northwestern, Drinkall would become the first coach in school history to win a bowl game in his first season.
- Central Michigan has played in two of the most attended bowl games in Detroit history. The contests that featured Central Michigan against Purdue in the 2007 Motor City Bowl, which drew a Ford Field collegiate-record 60,624 fans, and the 2006 Motor City Bowl that pitted Central Michigan vs. Middle Tennessee, a matchup that drew 54,113 fans.

CMU'S LAST THREE GAMES

Central Michigan has won two of its last three games. It is coming off a 21-3 home loss to Toledo in the season finale on Saturday, Nov. 29.

The Chippewas led 3-0 at halftime and through nearly three full quarters, but Toledo scored a touchdown with 10 seconds left in the third quarter, then added a pair of fourth quarter insurance scores in handing the Chippewas their first home loss of the year, 21-3 on Senior Day.

Toledo outgained Central Michigan in total yards (411-323) and rushing yards (205-81).

Cade Graham's 28-yard field goal marked the only points for Central Michigan. CMU quarterback Joe Labas threw for 242 yards on season highs of 19 completions and 30 attempts, Langston Lewis caught six passes for 83 yards, Tommy McIntosh had six receptions for 71 yards, and Brock Townsend rushed for 68 yards on 14 carries. On defense,

Jordan Kwiatkowski led the Chippewas with 12 tackles (seven solo), 2.0 TFL, 1.0 sack, a forced fumble, and a pass breakup; Dakota Cochran finished with nine tackles (six solo), two quarterback hurries, 1.0 TFL; and Michael Heldman had 3.0 tackles for loss and 1.0 sack.

On Nov. 19, Central Michigan registered a 28-16 win at Kent State that gave the Chippewas their seventh victory of the season. Joe Labas threw two touchdown passes, Brock Townsend scored two rushing touchdowns, and Central Michigan's defense dominated all night long with a season-high 11.0 tackles for loss and 4.0 sacks, led by a 14-tackle, 4.5 tackle for loss performance by Kwiatkowski as the Chippewas claimed their fourth win in their last five games.

The Chippewas went up 14-0 and led 14-3 at halftime. CMU set a school-record for longest scoring drive (10:53) as it drove 18 plays and 75 yards ending in a 1-yard pass from Labas to McIntosh for a 7-0 lead. Kwiatkowski forced a fumble that was recovered by Lawai'a Brown and set up a 2-yard touchdown run by Brock Townsend in the second quarter.

After Kent State responded with a 59-yard punt return for touchdown, CMU drove 75 yards in 10 plays and took a commanding 21-9 lead on a 10-yard touchdown run by Townsend. CMU added an insurance score when Labas hit DeCorion Temple for a 19-yard touchdown pass and commanding 28-9 lead.

Central Michigan claimed its fourth home win, sixth overall win of the season, and gained bowl eligibility with a 38-19 win over Buffalo on Nov. 12. The Chippewas forced a

CHIPPEWA NAME

The Central Michigan University Board of Trustees has approved the continued use of the nickname "Chippewas" in association with CMU. The university's goals are to use the name with honor and respect, increase supportive connections between CMU and Native Americans, and improve efforts to sensitize students, faculty, and staff to Native American traditions and cultures.

Media representatives have been extremely cooperative as we have worked to address this important issue. In nearly all cases, print and broadcast reporters have supported CMU's efforts to eliminate the use of symbols, headlines, and copy that present inappropriate and inaccurate images of Native Americans.

Central Michigan University is grateful for your help, and we ask for your continued cooperation and sensitivity. With your assistance, we can continue to use the Chippewa name with dignity and respect.

CMU QUICK FACTS

Location	Mount Pleasant, Mich.
Enrollment	14,515 (2024 numbers)
Founded	1892
Nickname	Chippewas
Colors	Maroon and Gold
Stadium	Kelly/Shorts Stadium
Surface	FieldTurf
Capacity	30,255
Conference	Mid-American
Affiliation	NCAA Division I FBS
President	Neil MacKinnon
Athletics Director	Amy Folan
Head Coach	Matt Drinkall
Website	www.cmuchippewas.com

CMU COACHING STAFF/LOCATION

Head Coach

Matt Drinkall (49-22 overall, First Season)

Offensive Coordinator/Quarterbacks

Jim Chapin (Booth)

Defensive Coordinator/Linebackers

Sean Cronin (Field)

Running Backs

Sheldon Croney (Field)

Cornerbacks

Christian Dukes (Field)

Wide Receivers

Brandon Johnson-Farrell (Field)

Safeties

Wes Fleming (Booth)

Co-Offensive Coordinator/Tight Ends

Derek Fulton (Field)

Offensive Line

Hayden Mace (Field)

Special Teams Coordinator

Keith Murphy (Field)

Defensive Line

Tesfa Smith (Field)



CENTRAL MICHIGAN VS. NORTHWESTERN

season-high five turnovers, recovered three fumbles, intercepted two passes, scored two defensive touchdowns (48-yard interception return, 85-yard fumble return) and the defense totaled a season-high 5.0 sacks.

The Chippewas took a 7-3 lead on a 48-yard interception return for touchdown by Kwiatkowski in the first quarter. After Buffalo scored on a 55-yard pass play, the Chippewas grabbed a 14-10 halftime lead following a 71-yard, eight play touchdown drive ending in a 1-yard run by quarterback Marcus Beamon.

After the teams traded field goals, Labas hit Lewis over the middle for a 75-yard touchdown pass, then Cochran picked up a fumble forced by Korver Demma and returned it 85 yards for a touchdown and 31-13 fourth quarter lead.

On offense, Central Michigan was led by Labas' 247-yard, two-touchdown passing performance while completing 18 of 24 passes and Lewis' six-catch, career-high 118 yards, one-touchdown day. Lewis became the Central Michigan receiver to notch back-to-back 100-yard receiving games for the first time in 10 seasons. Defensive lineman Michael Heldman had a monster game with two sacks, two pass breakups, and two quarterback hurries, along with four tackles. Kwiatkowski led the Chippewas with nine tackles (seven solo), 1.0 tackle for loss, one forced fumble and an interception for 48 yard touchdown, and Cochran had five tackles and his key 85-yard fumble return for touchdown.

MICHIGAN INFLUENCE

Central Michigan has 41 players from the state of Michigan on its roster. That group comprises 40 percent of the Chippewas' roster.

Those players will have the opportunity to spend the holidays with their families for the GameAbove Sports Bowl in Detroit.

16 DETROIT AREA PLAYERS

Central Michigan's roster features 16 Detroit area players including seven players who grew up in Detroit, Mich. Those 16 players and the high schools they attended:

Jamari Allen, Warren De La Salle
Jeremiah Alston, Redford-Union
Rory Callahan, New Boston
Brenden Deasfernandes, Belleville
Victor Earl, Romeo
Michael Heldman, Romeo
Mekhi Jenkins, Royal Oak
Khari Johnson, South Lyon East
Jordan Kwiatkowski, Sterling Hts. Stevenson
Bryce Lambeth, South Lyon
Jason Philpot-Dixon, Cass Technical
Elijah Rikard, UD Jesuit
Bryce Rowe, Southfield

CMU-NORTHWESTERN STATISTICAL COMPARISON

2025 STATISTICAL COMPARISON (AS OF DECEMBER 8, 2025)

CMU	MAC Rank	FBS Rank		FBS Rank	MAC Rank	NU
23.8	6	93	Scoring Offense/Game	103	15	22.5
22.7	4	51	Scoring Defense/Game	34	7	20.9
205	8	123	First Downs- Offense	79	10	238
116	-	-	First Downs Rushing	-	-	110
72	-	-	First Downs Passing	-	-	101
169.5	5	58	Rushing Yards/Game	103	15	22.5
166.2	8	117	Passing Yards/Game	109	14	181.8
335.7	8	107	Total Offense/Game	93	12	348.8
151.4	6	73	Rushing Defense/Game	53	10	140.0
207.2	8	49	Passing Yards Allowed/Game	32	7	194.8
358.6	8	59	Total Defense/Game	35	10	334.8
236	7	62	First Downs- Defense	22	7	210
37.40	7	107	Net Punting	55	5	40.18
19.27	12	88	Kickoff Return Average	67	11	20.64
9.14	6	60	Punt Return Average	132	18	1.80
32:00	3	21	Time of Possession	11	3	32:43
34.90	7	108	3rd Down Conversions	36	8	44.40
42.10	7	96	Opponent 3rd Down Conversions	106	15	43.00
60.0	2	42	4th Down Conversions	34	7	62.50
34.80	7	1	Opponent 4th Down Conversions	41	6	47.10
67.0	1	18	Turnover Margin	96	16	-0.33
8	4	27	Fumbles Recovered	27	2	8
12	3	31	Passes Intercepted	75	8	8
6	2	13	Passes Had Intercepted	103	16	12
6	6	54	Fumbles Lost	99	17	8
2.25	5	51	Sacks/Game	108	16	1.50
5.3	8	73	Tackles for Loss/Game	123	16	4.0
1.58	3	42	Sacks Allowed	21	5	1.33
73	8	67	Penalties	12	8	53
48.92	10	44	Yards Penalized/Game	9	7	35.00
80.50	5	93	Red Zone Offense	21	5	91.10
22-41	-	-	Red Zone Touchdowns	-	-	20-45
14-16	-	-	Field Goals/Attempted	-	-	22-24

2025 CENTRAL MICHIGAN SCHEDULE 7-5, 5-3 MAC

Date	Opponent	Time/Result
Aug. 29	at San Jose State	W, 16-14
Sept. 6	at Pittsburgh	L, 45-17
Sept. 13	at Michigan	L, 63-3
Sept. 20	WAGNER	W, 49-10
Sept. 27	*EASTERN MICHIGAN	W, 24-13
Oct. 4	at *Akron	L, 28-22
Oct. 18	at *Bowling Green	W, 27-6
Oct. 25	*MASSACHUSETTS	W, 38-13
Nov. 1	at *Western Michigan	L, 24-21
Nov. 12	*BUFFALO	W, 38-19
Nov. 19	at *Kent State	W, 28-16
Nov. 29	*TOLEDO	L, 21-3

*MAC game | All Times Eastern

2025 NORTHWESTERN SCHEDULE 6-6, 4-5 BIG TEN

Date	Opponent	Time/Result
Aug. 30	at Tulane	L, 23-3
Sept. 5	WESTERN ILLINOIS	W, 42-7
Sept. 13	*OREGON	L, 34-14
Sept. 27	*UCLA	W, 17-14
Oct. 4	UL-MONROE	W, 42-7
Oct. 11	at *Penn State	W, 22-21
Oct. 18	*PURDUE	W, 19-0
Oct. 25	at *Nebraska	L, 28-21
Nov. 7	at *Southern Cal	L, 38-17
Nov. 15	*MICHIGAN	L, 24-22
Nov. 22	*MINNESOTA	W, 38-35
Nov. 29	at *Illinois	L, 20-13

*Big Ten game | All Times Eastern

DeCorion Temple, Orchard Lake St. Mary's
Andrew Thomas, Jr., Belleville
Braden Tillman-Jones, South Lyon East

DRINKALL'S IMPACT

Central Michigan's Matt Drinkall is in his first year as the school's coach. Drinkall

became the first coach at CMU since Jim McElwain in 2019 to guide the Chippewas to bowl eligibility in his first season. Drinkall was named the 30th football coach at Central Michigan on Dec. 9, 2024 after serving the previous six seasons on staff at Army. His 2024 Army offensive line won the Joe Moore Award for top offensive line unit in the nation and

helped lead the Black Knights to a 12-2 record, No. 22 national ranking in the College Football Playoff poll, and the American Athletic Conference title in the program's first year in the league.

In his first 12 months with Central Michigan, Drinkall has initiated a culture change with numerous improvements to the student-athlete experience. With a 3.2 grade point average, the Chippewas put together their best-ever academic semester in spring 2025. The Chippewas now have consistent top-notch meals provided at their facility by CMU Dining Services, have turned rooms into areas for player use such as the VIP Lounge which was converted into a player lounge, the practice schedule has been revamped, and the team took a team-building trip to amusement park Cedar Point in the summer. Those are just a few of the many changes that he has made since his arrival.

In defeating San Jose State 16-14 on Aug. 29, Drinkall became the first coach at Central Michigan to win a debut game on the road since Bill Kelly led CMU to a 34-13 victory at Southern Illinois on Sept. 22, 1951. Drinkall also became the first coach at CMU since Herb Deromedi in 1978 to win his first road game and his first home game in his debut season.

Ranked as one of the nation's top-40 winningest FBS programs of all-time, Central Michigan has eight players currently in the National Football League.

CMU CELEBRATES SENIOR DAY

In its annual Senior Day ceremony, Central Michigan honored 27 seniors prior to the Nov. 29 game against Toledo.

Those seniors were DL Daniel Bennett, RB Nahree Biggins, DB Maddix Blackwell, LB Lawai'a Brown, LB Dakota Cochran, DB, Brenden Deasfernandes, DL Jonathan Decker, DL Malik Denkins, TE Henry Dryden, DL Dylan Fisher, DB Elijah Gordon, DL Michael Heldman, OL John Iannuzzi, LB Jordan Kwiatkowski, QB Joe Labas, OL Luis Martinez, LS Ben Pratt, LB Cairo Rhodes, DB Elijah Rikard, OL Blake Schlegel, DB Aakeem Snell, and DB Caleb Spann.

KRAMER LEAVES LEGACY

On Thursday, Dec. 4, 2025, Central Michigan lost a legend when former head football coach and NFF Hall of Fame member Roy Kramer died in his home state of Tennessee. He was 96. He is survived by three children, Steve, Sara Gray and Jane, and six grandchildren. His beloved wife of 62 years, Sara Jo, died in 2013.

A giant in Central Michigan Athletics lore, Kramer is remembered as a visionary,

a pioneer, a leader, a great football coach, an educator, and a gentleman. Kramer led the Central Michigan football program from 1967-77, compiling an 83-32-2 record for a 71.8 win percentage. His 1974 team finished 12-1 and won the NCAA Division II national championship, the only national team championship in Central Michigan history.

"Roy Kramer set the standard and raised the bar in intercollegiate athletics," Zyzelewski Family Vice President/Director of Athletics Amy Folan said. "His impact is immeasurable and has been felt for decades and his legacy will continue in perpetuity. He was a titan in the college football world, and he transformed college athletics. His success as a football coach forever remains a part of the legacy of Central Michigan University, but most importantly, he will always be a treasured member of this community and university family."

He oversaw CMU football's transition to NCAA Division I-A (now Football Bowl Subdivision) and its move to the Mid-American Conference before serving from 1978-90 as athletics director of Vanderbilt University. He then became commissioner of the Southeastern Conference, serving in that capacity from 1990-2002 and was instrumental in the creation of the Bowl Championship Series, the precursor to the College Football Playoff.

ALL-AMERICA CHIPPEWAS

Seniors Michael Heldman (Second Team) and Jordan Kwiatkowski (Third Team) were both selected to the 2025 HERO Sports Group of Five All-America Teams on Friday, Dec. 12.

In the HERO Sports current G5 poll, Central Michigan was listed as a team receiving votes.

FIVE CHIPPEWAS EARN ALL-MAC

Five Central Michigan football players earned 2025 All-Mid-American Conference honors, the conference announced Dec. 4.

Earning First Team honors were senior defensive lineman Michael Heldman and senior linebacker Jordan Kwiatkowski, who was an all-league selection for the second straight season. Senior linebacker Dakota Cochran garnered Second Team honors, while junior wide receiver Langston Lewis and senior placekicker Cade Graham were Third Team honorees.

The All-MAC team and yearly football awards are picked and voted upon by the conference's 13 head coaches.

2025 MID-AMERICAN CONFERENCE STANDINGS

School	MAC			Overall		
	W	L	Pct.	W	L	Pct.
Western Michigan	7	1	.875	9	4	.682
Miami, Ohio	6	2	.750	7	6	.538
Toledo	6	2	.750	8	4	.667
Ohio	6	2	.750	8	4	.667
Central Michigan	5	3	.625	7	5	.583
Buffalo	4	4	.500	5	7	.417
Akron	4	4	.500	5	7	.417
Kent State	4	4	.500	5	7	.417
Ball State	3	5	.375	4	8	.333
Eastern Michigan	3	5	.375	4	8	.333
Bowling Green	2	6	.250	4	8	.333
Northern Illinois	2	6	.250	3	9	.250
Massachusetts	0	8	.000	0	12	.000

standings as of Nov. 23, 2025

2025 MAC BOWL SCHEDULE

Saturday, December 6

MAC Championship Game
Western Michigan 23, Miami, Ohio 13

Friday, December 19

Myrtle Beach Bowl (Conway, S.C.)
Western Michigan vs. Kennesaw State, 11 a.m.

Tuesday, December 23

Bush's Boca Raton Bowl of Beans
(Boca Raton, Fla.)
Toledo vs. Louisville, 2 p.m.

Scooter's Coffee Frisco Bowl (Frisco, Texas)
Ohio vs. UNLV, 9 p.m.

Friday, December 26

GameAbove Sports Bowl (Detroit, Mich.)
Central Michigan vs. Northwestern, 1 p.m.

Saturday, December 27

Snoop Dogg Arizona Bowl (Tucson, Ariz.)
Miami, Ohio vs. Fresno State, 4:30 p.m.



CENTRAL MICHIGAN VS. NORTHWESTERN

FIRST YEAR SUCCESS

First-year coach Matt Drinkall becomes the fifth coach to lead Central Michigan to bowl eligibility in his first season as coach. Butch Jones (2007) and Jim McElwain (2019) both had the unique distinction of leading their first teams at CMU to the MAC Championship Game.

Here is a list of first-year coaches to lead the Chippewas to bowl eligibility in their first year as head coach:

Year	Coach	W-L	Bowl, W-L
1994	Dick Flynn	9-3	Las Vegas, L
2007	Butch Jones	8-6	Motor City, L
2015	John Bonamego	7-6	Quick Lane, L
2019	Jim McElwain	8-6	New Mexico, L
2025	Matt Drinkall	7-5	GameAbove

DRINKALL AND 50 WINS

A win over Northwestern in the GameAbove Sports Bowl would give Central Michigan coach Matt Drinkall his 50th career win.

Drinkall is 7-5 at Central Michigan and previously served as the head coach at Kansas Wesleyan (2014-19), where he compiled a 42-17 record. He owns a 49-22 career record (.690).

DEFENSE WINS GAMES

In all seven wins this season, Central Michigan has limited its opponents to 20 points or less. In seven MAC games, opponents are averaging just 17.5 points per game, which ranks No. 3 in the league in conference only games.

In MAC play, not one opponent has scored over 28 points against Central Michigan. On Oct. 4, Akron defeated the Chippewas 28-22.

The last time Central Michigan held as many teams under 20 points in a season was in 2009, when the Chippewas held seven of their 14 opponents to 20 points or less.

Here is a look at the best defensive seasons in the last 25 years of Central Michigan football:

Year	Opp. held under 20 points	PPG
2025	7 of 12	22.7
2009	7 of 14	18.9
2006	6 of 14	22.3
2005	5 of 11	23.6

FAST-STARTING CHIPPEWAS

Fast starts and early leads have helped Central Michigan claim each of its seven wins this year. When Central Michigan leads at halftime, it is 7-2 on the year. Central's two



Wide Receiver Langston Lewis

losses when leading at halftime were at Western Michigan and at home vs. Toledo.

At Kent State on Nov. 19, Central got off to a 14-0 lead in the second quarter en route to a 28-16 victory.

The Chippewas took the lead right before halftime against Buffalo and grabbed a key 14-10 advantage and momentum heading into halftime on a 1-yard Marcus Beamon touchdown, capping a 71-yard, eight-play drive.

Against UMass, the Chippewas jumped on top 7-0, then 21-7 with three rushing touchdowns in the first quarter. It led 24-10 at halftime, then tacked on two Labas touchdown passes.

At Bowling Green, Central Michigan scored 17 straight points to take a 17-3 lead in the second quarter. It used a Jordan Kwiatkowski interception and 26-yard return to set up its first touchdown, used a 63-yard pass from Joe Labas to Collin Payne to set up its second touchdown, then stopped a fake punt by BGSU on fourth down to set up a field goal.

In each of its other two home wins (Wagner, EMU), Central Michigan started fast and built a 14-0 first quarter leads. Against Wagner, it was CMU's defense that made the plays early as Dakota Cochran picked off a pass and rambled 30 yards for touchdown. On Wagner's second possession, CMU's Michael Heldman forced a fumble that was picked up by Cochran and the Chippewa offense scored on a run for a 14-0 lead.

Against Eastern Michigan, it was Central Michigan's offense that gave the Chippewas a 14-0 first quarter lead. The Chippewas took



Defensive Back/Punt Returner Caleb Spann

their first drive 75 yards in nine plays and scored on a 1-yard pass from Angel Flores to Brock Townsend. On its next drive, CMU went up 14-0 when running back Nahree Biggins burst through the middle for a 49-yard touchdown run.

At San Jose State, Central Michigan used three turnovers to take an early 13-0 lead. San Jose State battled back to take a 14-13 lead, but CMU answered with a Cade Graham field goal and held off the hosts the rest of the way.

Here is a look at Central Michigan's first half leads and the results of each game:

Game	Key Lead	Final Score
at SJSU	13-0 lead in 1st Q	W, 16-14
Wagner	14-0 lead in 1st Q	W, 49-10
EMU	14-0 lead in 1st Q	W, 24-13
at BGSU	17-3 lead in 2nd Q	W, 27-6
UMass	21-7 lead in 1st Q	W, 38-13
Buffalo	14-10 lead in 2nd Q	W, 38-19
at Kent State	14-0 lead in 2nd Q	W, 28-16

TURNOVER MARGIN TURNAROUND

Through 12 games, Central Michigan has a +8 turnover margin, which ranks No. 1 in the MAC and No. 18 in FBS (20 turnovers gained/12 turnovers lost). The Chippewas also rank No. 24 nationally and No. 1 in the MAC in turnovers gained (20), and No. 21 nationally and No. 2 in the MAC in turnovers lost (12). The +8 turnover margin ranks as the best mark at Central Michigan in 35 years since 1990 when the Chippewas registered a +8 (29 gained/21 lost).

CMU has scored 74 of its 286 points off turnovers and has outscored its opponents 74-34 in points off turnovers. In 2024, CMU



Tight End DeCorion Temple

was ranked No. 133 in turnover margin (-17) and tied a school record for worst turnover margin in a season.

In the season finale vs. Toledo, CMU recovered a fumble in the fourth quarter. On Nov. 19 at Kent State, CMU forced and recovered a fumble but threw an interception. On Nov. 12 vs. Buffalo, Central Michigan forced five turnovers (three fumble recoveries, two interceptions) and scored two defensive touchdowns on a 48-yard interception return and 85-yard fumble return. It marked the first time CMU forced five turnovers since it forced five vs. Eastern Michigan on Nov. 27, 2020.

In the season opener at San Jose State, Central Michigan forced three first half turnovers, two interceptions and a fumble recovery. The Chippewas scored their first 13 points off those turnovers. CMU also limited San Jose State to just 74 yards rushing on 17 carries. The interceptions by Brenden Deasfernanandes and Elijah Rikard, equaled Central Michigan's interception total from the entire 2024 season. CMU totaled just five turnovers (2 interceptions/3 fumble recoveries) in 2024.

At Pitt, Central Michigan registered one interception as Kwiatkowski stepped in front a pass and returned it 18 yards.

At Michigan, Deasfernanandes registered an interception in the second quarter and turned it into three points.

Versus Wagner, Central Michigan turned two turnovers into a 14-0 lead in the first few minutes of the game. On Wagner's first possession, Dakota Cochran intercepted a



Running Back Nahree Biggins

tipped pass by Kwiatkowski and returned it 30 yards for a touchdown. On the next drive, Michael Heldman forced a fumble which was picked up by Cochran. The Chippewas scored on a 2-yard run by Flores.

Central Michigan's Maddix Blackwell snatched an interception in the fourth quarter which ended an EMU drive.

At Akron, Caleb Spann intercepted a pass. At Bowling Green, Kwiatkowski and Jaion Jackson both intercepted passes. Kalen Carroll intercepted CMU's 10th pass of the year vs. UMass.

The Chippewas recovered a fumble right before halftime at Western Michigan.

Best Turnover Margin (Since 1990)

Margin	Year	Gained/Lost
+8	2025	20/12
+8	1990	29/21
+7	2006	29/22
+6	2007	30/24
+5	2005	15/10
+5	1996	34/29
+5	1994	21/16

ONE TURNOVER IN EVERY GAME

The Chippewas have registered at least one turnover in each of their 12 games this season. That marks the longest streak of turnovers gained in the last 25 years.

TURNOVER FREE CMU

Central Michigan has turned the ball over just 12 times in 12 games this season (1.0 per game).

2025 CHIPPEWAS ARE:

4-1at home
3-4on the road
0-0at neutral sites
4-4during the day
3-0at night
0-1on grass
7-4on artificial turf
5-3when scoring first
2-2when opponent scores first
6-3when leading after one quarter
1-2when trailing after one quarter
0-0when tied after one quarter
7-2when leading at halftime
0-3when trailing at halftime
0-0when tied at halftime
6-0when leading after three quarters
1-4when trailing after three quarters
0-1when tied after three quarters
0-0in overtime
1-2with more turnovers than opponent
3-2with fewer turnovers than opponent
3-1with the same turnovers as opponent
7-2with more time of possession
0-3with less time of possession
5-1when rushing for 150+ yards
2-0when rushing for 250+ yards
0-0when passing for 300+ yards
0-1when gaining less than 200 total yards
2-2when gaining 200-299 yards
2-2when gaining 300-399 yards
1-0when gaining 400-499 yards
2-0when gaining 500+ yards
1-3when opp. rushes for 150+ yards
0-0when opp. rushes for 250+ yards
1-2when opp. passes for 300+ yards
1-0when opp. gains less than 200 total yards
3-0when opp. gains 200-299 yards
3-1when opp. gains 300-399 yards
0-3when opp. gains 400-499 yards
0-1when opp. gains 500+ yards
1-3when scoring less than 20 points
3-2when scoring 20-29 points
2-0when scoring 30-39 points
1-0when scoring 40+ points
7-0when opp. scores less than 20 points
0-3when opp. scores 20-29 points
0-0when opp. scores 30-39 points
0-2when opp. scores 40+ points
1-0in August
2-2in September
2-1in October
2-2in November
0-0in December

Smallest Margin of Victory 2 pts (16-14)
Largest Margin of Victory39 pts (49-10)
Smallest Margin of Defeat3 (24-21)
Largest Margin of Defeat60 (63-3)
Average Margin of Victory 18.6 (221-91)
Average Margin of Defeat23.0 (181-66)



Quarterback Angel Flores

It has surrendered just seven turnovers in seven MAC games. Earlier in the season, Central Michigan went 15 quarters without turning the ball over from the Eastern Michigan game through the fourth quarter of the UMass game.

Of the 12 turnovers, six have been committed with the game already decided.

Central has had four games this season where it did not turn the ball over (at San Jose State, Eastern Michigan, at Akron, and at Bowling Green).



Defensive Back Jaion Jackson

3	2018	0 INT/3 FR
3	2017	1 INT/2 FR

CMU's 2+ Defensive TDs Games (since 1960)

Game, Date	2+ Def. TDs
NIU, Nov. 15, 1975	2 (49-INT/0-FR)
Miami, Sept. 29, 1990	2 (47-INT/29-INT)
at Toledo, Oct. 6, 2006	2 (31-INT/32-FR)
Buffalo, Nov. 12, 2025	2 (48-INT/85-FR)



Offensive Lineman Martin Koivisto

A WIN IN THE BOWL WOULD...

- Give Central Michigan eight wins for the first time since the 2021 season. It would mark the most wins for the CMU program since the 2021 season (9-4 overall).
- Give Central Michigan its second straight bowl victory. The Chippewas previously defeated Washington State 24-21 in the Tony the Tiger Sun Bowl on Dec. 31, 2021.
- Give Central Michigan its seventh all-time bowl win and improve the Chippewas to

DEFENSIVE TOUCHDOWNS

On the year, Central Michigan has scored three team defensive touchdowns, a mark that ranks No. 10 nationally, No. 1 in the MAC, and tied for No. 3 in school history for a season. Dakota Cochran has scored two of those on a 30-yard interception return and 85-yard fumble return, while Jordan Kwiatkowski has a 48-yard interception return.

The Chippewas scored two defensive touchdowns in one game vs. Buffalo on Nov. 12. It marked the first time Central scored two defensive touchdowns since it scored two at Toledo on Oct. 6, 2006 (31-yard INT return by Doug Kress and 32-yard fumble return by Dan Bazuin).

Most Defensive Touchdowns-Season

TD	Year	Breakdown
5	2006	4 INT/1 FR
4	2016	4 INT/0 FR
3	2025	2 INT/1 FR
3	2013	3 INT/0 FR

TOTAL TACKLES – INDIVIDUAL CAREER HIGHS

Player	Position	Total	Game (Date)
Jordan Kwiatkowski	LB	15	Ball State (9/21/24)
Caleb Spann	DB	12	at Eastern Michigan (10/19/24)
Dakota Cochran	LB	11	at Western Michigan (11/1/25)
Elijah Rikard	DB	9	Toledo (11/29/25)
Jaion Jackson	DB	8	at Western Michigan (11/1/25)
Elijah Gordon	DB	8	at Michigan (9/13/25)
Lawai'a Brown	LB	8	at Western Michigan (11/1/25)
Kalen Carroll	DB	7	at San Jose State (8/29/25)
Fernando Sanchez III	LB	7	at Akron (10/4/25)
Kade Kostus	DL	6	San Diego State (9/28/24)
Elijah Gordon	DB	6	at Pittsburgh (9/6/25)
Maddix Blackwell	DB	6	Eastern Michigan (9/27/25)
Michael Heldman	DL	6	at San Jose State (8/29/25)
Quavion Bird	DL	6	at Akron (10/4/25)
Jonathan Decker	DL	6	at Akron (10/4/25)
Brenden Deasfernandes	DB	5	Bowling Green (11/5/24)
JJ Douglas	DL	5	Buffalo (11/12/25)

When a player ties a career high multiple times, the most recent is listed



Defensive Back Elijah Rikard



Wide Receiver Tyson Davis

- 7-9 in bowl games.
- Give Matt Drinkall a bowl victory in his first season as coach at Central Michigan. He would become the first coach in CMU football history to lead the Chippewas to a bowl victory in his first year as coach.
 - Snap a nine-game losing streak to Big Ten opponents. The last time Central Michigan defeated a Big Ten team was on Sept. 6, 2014, a 38-17 victory at Purdue.
 - Snap a seven-game losing streak to Power-5 teams. CMU's last win over a Power-5 team was a 24-21 win over Washington State in the Tony the Tiger Sun Bowl on Dec. 31, 2021.

CMU-NORTHWESTERN SERIES

Central Michigan and Northwestern meet for the second time. Northwestern claimed the first meeting on Sept. 25, 2010, a 30-25 win in Evanston, Ill.

The Chippewas will play a Big Ten opponent in a bowl game for the third time and the third time in Detroit. The Chippewas are 0-2 vs. Big Ten teams in bowl games: 51-48 loss to Purdue on Dec. 26, 2007 in the Motor City Bowl, 21-14 loss vs. Minnesota in the Quick Lane Bowl. Both bowls were played in Detroit.

Central Michigan will play its 37th all-time Big Ten opponent. It is 6-30 vs. Big Ten teams.

CMU, WINNINGEST G5 TEAMS

Central Michigan ranks No. 6 nationally among the winningest Group of Five teams in

the all-time wins rankings category (source: CFB Home). Here is the list (as of Nov. 16, 2025):

Rk.	Team (2025 W-L)	Wins
1.	Navy (9-2)	757 wins
2.	Army (6-5)	745 wins
3.	Miami (Ohio) (7-5)	740 wins
4.	Appalachian State (5-7)	673 wins
5.	Fresno State (8-4)	661 wins
6.	Central Michigan (7-5)	658 wins
7.	Tulsa (4-8)	654 wins
8.	Louisiana Tech (7-5)	653 wins
9.	Marshall (5-7)	644 wins
10.	Western Kentucky (8-4)	630 wins
11.	Jacksonville State (8-5)	630 wins

CMU AMONG TOP 50 PROGRAMS

Historically, Central Michigan has been ranked among the nation's top-50 all-time football programs by a variety of organizations. The Pro Football Hall of Fame and ESPN both rated Central Michigan No. 41 on its list of all-time most successful college football programs.

Of MAC schools, the two highest-rated college football programs of all time are Miami (Ohio) and Central Michigan.

Also on display at the College Football Hall of Fame is Central Michigan-Western Michigan, one of the top rivalries in all of college football.

RUN THE BALL

Central Michigan has run the ball on 69.1 percent of its total offensive plays, (511 of

2025 MAC-ONLY GAMES STATISTICAL RANKINGS

Team	Statistic	Rank	No.
Scoring	Offense	6	25.1
Scoring	Defense	3	17.5
Total	Offense	8	351.9
Total	Defense	6	340.9
Rushing	Offense	5	180.8
Rushing	Defense	5	145.6
Passing	Offense	7	171.1
Passing	Yards Allowed	9	195.3
Kickoff	Returns	10	19.6
Punt	Returns	10	3.2
Sacks	By	4	22
Sacks	Allowed	4	12
Interceptions		7	7
Offense	First Downs	8	17.5
Defense	First Downs	9	19.1
3rd Down	Conv.	7	35.1
Def. 3rd Down	Conv.	7	38.5
Time of Possession		4	31:51

INDIVIDUAL

(top 20 players displayed)

Rushing Yards

Angel Flores	5	91.0
Nahree Biggins	17	51.4

Passing Yards

Joe Labas	8	157.5
-----------	---	-------

Receiving Yards

Langston Lewis	10	54.4
----------------	----	------

Scoring

Angel Flores	1	9.0
Cade Graham	10	6.4
Brock Townsend	21	4.5

Scoring Touchdowns

Angel Flores	1	9.0
Brock Townsend	12	4.5

Kick Return Average

Nahree Biggins	12	21.8
----------------	----	------

Total Offense

Joe Labas	10	155.8
Angel Flores	13	111.0

All-Purpose Yardage

Angel Flores	9	91.0
Nahree Biggins	13	83.6

Punting

Declan Duley	10	40.7
--------------	----	------

Field Goals

Cade Graham	5	1.1
-------------	---	-----

Tackles

Jordan Kwiatkowski	4	10.6
--------------------	---	------

Tackles for Loss

Jordan Kwiatkowski	3	1.50
Michael Heldman	4	1.50
Korver Demma	19	0.75

Sacks

Michael Heldman	2	0.94
Jordan Kwiatkowski	18	0.38

Passes Defended

Jaion Jackson	6	0.88
Kalen Carroll	18	0.63
Jordan Kwiatkowski	19	0.63

Interceptions

Jordan Kwiatkowski	10	0.25
--------------------	----	------



CMU CHIPPEWAS SPORTS NETWORK

CMU Chippewas Sports Network –
presented by Fabiano Brothers

Play-by-Play: Adam Jaksa
Analyst: Brock Gutierrez
Spotter: Steve Powers
Hosts: Kyle Sandel, Nathan Arbaugh

Access Online Nationally/Internationally
www.cmuchippewas.com
 98.5 FM/WUPS
 Black Diamond Broadcasting App

Radio Network (2 stations)
 Mount Pleasant - WUPS-FM 98.5
 Grand Rapids - WTKG-AM 1230

Pregame begins one hour prior to kickoff.



Linebacker Lawai'a Brown

740) this season.

CMU is averaging 169.5 yards rushing per game, which ranks No. 5 in the MAC and No. 58 in FBS, and 4.0 yards per carry. The Chippewas have rushed for over 200 yards in five of their last nine games and have won five of those games.

CMU's Top Rushing Games

Game	Rushes	Yards	RushTD	Result
EMU	51	305	1	W, 24-13
UMass	53	279	3	W, 38-13
at Akron	40	238	2	L, 28-22
at SJSU	51	236	1	W, 16-14
Wagner	48	233	2	W, 49-10
at BGSU	46	203	3	W, 27-6

CMU IN NATIONAL STATISTICS

Through 12 games, Central Michigan is ranked among the nation's top 35 in 12 statistical categories.

- The Chippewas rank:
- No. 7, fourth down conversion defense (34.8).
 - No. 10, defensive touchdowns (3).
 - No. 11, red zone defense (73.2).
 - No. 13, passes had intercepted (6).
 - No. 16, team passing efficiency (157.2).
 - No. 17, completion percentage (67.7).
 - No. 18, turnover margin (0.67).
 - No. 21, turnovers lost (12).
 - No. 24, turnovers gained (20).
 - No. 27, fumbles recovered (8).
 - No. 28, passing yards per completion (12.86).
 - No. 31, passes intercepted (12).



Offensive Lineman Brady Ploucha

In addition, six individuals were ranked among the nation's top 35 in 10 statistical categories:

- Michael Heldman, No. 8, sacks (0.88).
- Joe Labas, No. 10, yards per pass attempt (9.16).
- Michael Heldman, No. 11, tackles for loss (1.33).
- Dakota Cochran, No. 12, fumbles recovered (2).
- Joe Labas, No. 13, passing efficiency (160.9).
- Joe Labas, No. 16, completion percentage (68.9).
- Jordan Kwiatkowski, No. 19, total tackles (9.1).
- Joe Labas, No. 19, passing yards per completion (13.3).
- Cade Graham, No. 19, field goal percentage (87.5).
- Jordan Kwiatkowski, No. 20, forced fumbles (0.25).

2025 CAPTAINS

Four players have served as team captains for the Central Michigan football program: RB Nahree Biggins, DL Michael Heldman, LB Jordan Kwiatkowski, and QB Joe Labas.

All four are seniors.

HOME SWEET, HOME

Central Michigan enjoys a tremendous home field advantage at Kelly/Shorts Stadium. The Chippewas finished 4-1 at home this year and have won five of their last six contests.



Defensive Back Kalen Carroll



Defensive Back Brenden Deasfernandes



Quarterback Marcus Beamon

Since 2019, the Chippewas are a combined 26-11 (.702 win percentage) within the confines of Kelly/Shorts Stadium. The Chippewas have won eight of their last 11 and 12 of their last 16 home contests.

The last time CMU completed a season with an undefeated home record was when it went 6-0 in 2019 at Kelly/Shorts Stadium. The last several seasons, CMU went 1-2 in 2020, 5-1 in 2021, 2-4 in 2022, 4-1 in 2023, 3-2 in 2024, and 4-1 in 2025.

Since 1950, CMU has registered 13 undefeated seasons at home: 1953 (4-0), 1954 (4-0), 1955 (4-0), 1956 (4-0), 1967 (4-0), 1970 (4-0), 1977 (5-0), 1979 (5-0), 1980 (6-0), 1994 (5-0), 1998 (5-0), 2009 (5-0), and 2019 (6-0).

Since Kelly/Shorts Stadium opened in 1972, Central Michigan is 188-90-4 in 280 games played for a .667 win percentage. In MAC games, the Chippewas are 143-70-4 (.658 win percentage).

TOLEDO POST-GAME NOTES

THE CENTRAL MICHIGAN LOSS...

- The Chippewas conclude the regular season at 7-5 overall and 5-3 in the MAC. The seven wins are the most for Central Michigan since the 2021 season when the Chippewas went 9-4 and won the Tony the Tiger Sun Bowl with a 24-21 victory over Washington State.
- Concludes Central Michigan's regular season with five wins in MAC play for the first time since the 2021 season when it won six games.
- Handed Central Michigan its first home loss of the season. The Chippewas close out the

2025 campaign with a 4-1 home record.

- Ended Central Michigan's five-game home win streak. The Chippewas have now won five of its last six home games and eight of its last 11 contests at home.
- Extended a four-game win streak for Toledo in its series with Central Michigan. It also gave Toledo its second straight win over CMU in Mount Pleasant.
- Dropped Central Michigan to 7-2 on the year when leading at halftime. The Chippewas led 3-0 at halftime. All seven wins have come when the Chippewas have led at halftime.
- Central Michigan is bowl eligible for the first time since the 2021 season.

TEAM NOTES

- Central Michigan shut out Toledo in the first half. The last time the Chippewas shut out an opponent in the first half was on Nov. 19, 2024 vs. Western Michigan (13-0), 12 games ago.
- With a fourth quarter fumble recovery, Central Michigan gained at least one turnover in each of its 12 games this year.
- Central Michigan recorded its first blocked kick of the 2025 season. The last time CMU blocked a kick was 14 games ago when Jonah Pace blocked a field goal vs. Bowling Green on Nov. 5, 2024.
- With three points scored, Central Michigan registered its fewest points in a game since it scored three at Michigan earlier this year. The last time CMU scored as few points in a MAC game was at Bowling Green on Oct. 4, 2003 (23-3). The last time CMU scored

as few points at home was vs. Syracuse on Sept. 13, 2014 (40-3 loss).

- For the third straight game, Central Michigan forced two fumbles. It also forced three fumbles vs. Buffalo, two fumbles at Kent State and now two fumbles vs. Toledo. That marks seven forced fumbles in the last three games.
- For the ninth time in 12 games, Central Michigan won the time of possession battle, 31:26-28:34.
- Central Michigan was 0-4 on fourth downs in the game.
- Toledo outgained Central Michigan 411-323 in total yards, 205-81 in rushing yards, and 225-136 passing yards.
- Central Michigan honored 27 seniors in a pre-game ceremony.

PLAYER NOTES

- Quarterback Joe Labas completed a season-high 19 of 30 passes for 242 yards and one interception. The 242 yards ranks as the second most yards passing for Labas this season. The 19 completions and 30 attempts are season-highs.
- Running back Brock Townsend finished the day with a career-high 14 rushing attempts for 68 yards with a long of 12 yards.
- Wide receiver Tommy McIntosh caught a career-high six passes for 83 yards on the day. His long came on a 34-yard pass from Joe Labas.
- Wide receiver Langston Lewis finished the day with six receptions for 71 yards with a long of 37.
- Tight end DeCorion Temple tied a career-



CENTRAL MICHIGAN VS. NORTHWESTERN

high with three receptions for the third time in his career for 22 yards.

- Linebacker Jordan Kwiatkowski registered his 11th career double-figure tackle game with a game-high 12 tackles (seven solo). He also added 2.0 tackles for loss for 13 yards, 1.0 sack for 12 yards, a forced fumble and a pass breakup. He went over 100 tackles for the season and now has 109 tackles, three sacks, three forced fumbles, and 12.5 tackles for loss on the year.
- Linebacker Dakota Cochran blocked his third career kick in the second quarter on a 29-yard Toledo attempt. It was the first block of the year for Central Michigan and first blocked field goal in 14 games since Jonah Pace vs. Bowling Green on Nov. 5, 2024. Cochran moves into a tie for third place on CMU's all-time career blocked kicks list with three. Cochran finished the day with nine tackles (six solo) with 1.0

tackle for loss, and a career-high tying two quarterback hurries.

- With his third quarter sack, Michael Heldman registered his 10.5 sack of the year. He moves into a tie for fourth place on CMU's all-time season sacks list. He has 19.5 career sacks and is in sixth place on the all-time career list. He finished the day with three tackles (three solo), 1.0 sack for four yards, and 3.0 tackles for six yards.
- Defensive back Elijah Rikard registered a career-high nine tackles (three solo) on the day.
- Defensive lineman Korver Demma recovered the first fumble of his career.
- Placekicker Cade Graham kicked his ninth consecutive field goal on a 28-yard attempt before halftime. Graham improved to 14-16 on the year. The nine consecutive field goals rank as the fourth longest streak in school history.



Defensive Lineman Jonathan Decker

2025 CENTRAL MICHIGAN HONORS LIST

NATIONAL AWARDS

Hero Sports Group of Five All-America

Second Team: Michael Heldman, DL
Third Team: Jordan Kwiatkowski, LB

MAC AWARDS

All-MAC

First Team: Michael Heldman, DL; Jordan Kwiatkowski, LB
Second Team: Dakota Cochran, LB
Third Team: Langston Lewis, WR; C. Graham, PK

MAC Defensive Player of the Week

Jordan Kwiatkowski, LB (Oct. 20)
Michael Heldman, DL (Nov. 17)
Jordan Kwiatkowski, LB (Nov. 24)

MAC Scholar-Athlete of the Week

Jordan Kwiatkowski (Nov. 26)

Pro Football Sports & Network All-MAC

First Team: Michael Heldman, DL; Kalen Carroll, DB; Cade Graham, PK
Second Team: Jordan Kwiatkowski, LB; Langston Lewis, WR
Third Team: Jacob Booth, OL

NATIONAL WATCH LISTS

Butkus Award Watch List

Jordan Kwiatkowski, LB

Rotary Lombardi Award Watch List

Jordan Kwiatkowski, LB

AFA Good Works Team Watch List

Michael Heldman, DL

Wuerffel Trophy Watch List

Michael Heldman, DL

NFF William V. Campbell Trophy Semifinalist

Michael Heldman, DL

East-West Shrine Bowl Top-1000 Watch List

Jordan Kwiatkowski, LB

HeroSports Group of Five All-America

Jordan Kwiatkowski, LB (Second Team)

Lindy's Magazine List of Top-40 Draft Eligible Linebackers

Jordan Kwiatkowski, LB

PRESEASON AWARDS

Lindy's Preseason All-MAC

First Team: Jordan Kwiatkowski, LB
Second Team: Dakota Cochran, LB

Phil Steele Magazine Preseason All-America/All-MAC

First Team: Jordan Kwiatkowski, LB
Second Team: Dakota Cochran, LB; Ben Pratt, LS
Third Team: Kade Kostus, DL; Michael Heldman, DL
Fourth Team: DeCorion Temple, TE; Brady Ploucha, OL; Fernando Sanchez III, LB; Caleb Spann, DB

Athlon Preseason All-MAC

First-Team: Michael Heldman, DL; Dakota Cochran, LB; Jordan Kwiatkowski, LB
Second Team: Brady Ploucha, OL
Third Team: Tyson Davis, WR; Kade Kostus, DL; Caleb Spann, DB
Fourth Team: Trey Cornist, RB; Elijah Rikard, DB

- Punter Declan Duley had a positive day as he punted four times for an average of 51.2 yards per punt. He added a long punt of 61 yards and placed one punt inside the 5-yard line.

MATT DRINKALL

- The loss dropped Central Michigan coach Matt Drinkall to 49-22 overall in six years. Drinkall's next victory will mark his 50th career win. Drinkall becomes the fifth coach to lead Central Michigan to bowl eligibility in his first season as a coach (Dick Flynn, 1994; Butch Jones, 2007; John Bonemego, 2015; Jim McElwain, 2019; Matt Drinkall, 2025). Butch Jones (2007) and Jim McElwain (2019) hold the unique distinction of leading their first teams at CMU to the MAC Championship Game.

MISCELLANEOUS

- The contest marked the 54th all-time meeting between Central Michigan and Toledo dating to Oct. 13, 1928.
- The game marked Central Michigan's final regular season game.
- Central Michigan wore maroon jerseys and maroon pants.

CHIPPEWA GRADUATES

Eight players on Central Michigan's roster have already earned their respective bachelor's degrees. Those players are: LB Lawai'a Brown, DB Brendan Deasfernandes, DL Jonathan Decker, DL Malik Denkins, PK Cade Graham, DL Michael Heldman, LS Ben Pratt, and DB Aakeem Snell.



Long Snapper Ben Pratt

This month, 11 Central Michigan football players will earn their degrees from Central Michigan University. Those 11 include: RB Nahree Biggins, DB Kalen Carroll, LB Dakota Cochran, WR Tyson Davis, DB Brenden Deasfernandes (MBA), DL Jonathan Decker, QB Angel Flores, DB Elijah Gordon, QB Joe Labas, LB Cairo Rhodes, and DB Elijah Rikard.

LABAS EMERGES AS STARTER

Quarterback Joe Labas returned to the Chippewas after missing the 2024 season's final six games due to injury.

Through the first 12 games of 2025, Labas has thrown for 1,676 yards, 12 touchdowns, and only six interceptions on 126 of 183 completions (68.9 percent completion rate). He has averaged 139.7 passing yards per game.

In six games before exiting last year's Ohio game with an injury at halftime, Labas completed 58.8 percent of his passes (94-160) for 1,114 yards with seven touchdowns and seven interceptions. He averaged 185.7 yards passing per game. In back-to-back games, he guided CMU to last-minute game-winning drives in wins over Ball State and San Diego State.

Against San Diego State, Labas led CMU on a 52-yard drive which set up the game-winning field goal with 5 seconds to play. Earlier, he made a game-winning play by making a tackle after throwing an interception. If he didn't make that tackle, CMU would have lost. In the end, he threw for



Running Back Trey Cornist

275 yards and a touchdown, and completed 24 of 43 passes.

Against Ball State with CMU trailing by four points with 53 seconds left, Labas led the Chippewas down the field, covering 75 yards in five plays. He found Evan Boyd for a 34-yard pass, then hit Chris Parker for the game-winning 20-yard touchdown pass with 16 seconds left. That gave CMU a 37-34 win.

In the 2024 season opener and his CMU debut against Central Connecticut State, Labas was effective and efficient. He completed 18 of 24 passes (80 percent) for 342 yards and three touchdowns with no interceptions. It was the best passing game at CMU since the Chippewas played at Oklahoma State in 2022.

The performance marked his second career start at the collegiate level after he transferred to CMU from Iowa. He enrolled at Central Michigan in January prior to spring drills. At Iowa, he played and started one game, leading the Hawkeyes to a 21-0 victory over Kentucky in the Music City Bowl in Nashville. Labas completed 10-24 passes for 139 yards and one touchdown with no interceptions. He also ran four times for 11 yards. His 15-yard scoring pass gave Iowa a 7-0 advantage and was the winning touchdown.

The former 4-star recruit was originally recruited by Central Michigan out of Brecksville-Broadview Heights High School.

FLORES EMERGES AT QB

Junior quarterback Angel Flores, who has missed each of CMU's last four games, ranks

SUPERLATIVE PERFORMANCES

100+ Yard Rushing Games	2025	Career
Nahree Biggins	2	2
Angel Flores	1	1
Brock Townsend	1	1

200+ Yard Rushing Games	2025	Career
None		

300+ Yard Passing Games	2025	Career
Joe Labas	0	1

200+ Yard Passing Games	2025	Career
Joe Labas	3	5

3+ TD Passing Games	2025	Career
Joe Labas	1	2

200+ Total Yard Games	2025	Career
Joe Labas	3	5

10+ Reception Games	2025	Career
None		

5+ Reception Games	2025	Career
Langston Lewis	3	3
Tommy McIntosh	2	2
Tyson Davis	0	3

100+ Yard Receiving Games	2025	Career
Langston Lewis	2	2
Nahree Biggins	1	1

100+ Yard All-Purpose GP	2025	Career
Nahree Biggins	4	4
Brock Townsend	2	2
Langston Lewis	2	2
Angel Flores	1	1

2+ Touchdown Games	2025	Career
Angel Flores	3	3
Brock Townsend	2	2

3+ Touchdown Games	2025	Career
Angel Flores	1	1
Brock Townsend	1	1

10+ Tackle Games	2025	Career
Jordan Kwiatkowski	5	11
Dakota Cochran	1	2
Caleb Spann	0	1

2.0+ Sack Games	2025	Career
Michael Heldman	3	4
Korver Demma	1	1


2.0+ Tackles for Loss	2025	Career
Michael Heldman	5	8
Jordan Kwiatkowski	2	4
Korver Demma	1	1
Dakota Cochran	0	1
Fernando Sanchez III	0	1



Defensive Lineman Korver Demma



Offensive Lineman Jacob Russell



Defensive Back Elijah Gordon

No. 2 on the team in rushing yards (519), first in rushing touchdowns (8), second in rushing attempts (103), and first in rushing yards per game (64.9), and averages 5.0 yards per carry. In the three games before Western Michigan, Flores rushed for six touchdowns, including three at Bowling Green.

His rushing totals rank among the top quarterback totals in school history.

Flores is a transfer from Northern Arizona. Offensive Coordinator Jim Chapin recruited him to Central Michigan after Flores led NAU to a victory over Chapin at Eastern Washington, where Chapin was serving as offensive coordinator.

KWIATKOWSKI EARNS HONORS

Senior linebacker Jordan Kwiatkowski entered the 2025 season as one of the nation's and league's top defensive players and he has not disappointed. He is on the Butkus Award Watch List, honoring the nation's top linebacker, and the Rotary Lombardi Award Watch List, honoring the nation's top down defensive player. He was selected to the HeroSports Group of Five Second Team All-America squad, Lindy's Magazine List of Top-40 Draft Eligible Linebackers, and the East-West Shrine Bowl Top-1000 List.

Additionally, the senior from Sterling Heights is a consensus preseason First Team All-MAC selection. Last year, he earned Second Team All-MAC honors after leading Central Michigan in tackles (96), solo tackles (48), and tackles for losses (14.5).

This season, Kwiatkowski leads the

Chippewas in tackles (109.0), solo tackles (49), and interceptions (3-92 yards). He is a two-time MAC Defensive Player of the Week honoree.

HELDMAN EARNS HONORS

Senior defensive lineman Michael Heldman is on the watch lists for the AFCA Good Works Team, Wuerffel Trophy, and NFF William V. Campbell Trophy. Those awards honor and recognize high level success in athletics, academics, and community service.

Heldman, Central Michigan's career, season, and game record holder in quarterback hurries, is also a consensus preseason All-MAC selection. He was a preseason First Team All-MAC honoree by Athlon Magazine.

Heldman is enjoying his best season at Central Michigan as he leads the Chippewas in sacks (10.5-48 yards), tackles for loss (16-62), quarterback hurries (9), and forced fumbles (2) along with 47 tackles.

OFFENSIVE NOTES

- Led by offensive coordinator **Jim Chapin**, Central Michigan is averaging 335.7 yards of total offense through 12 games.
- Central Michigan began its season with a three-quarterback system. All three quarterbacks—Joe Labas, Jady Glasser, and Angel Flores—saw action in games. That system ended when Glasser suffered a season-ending injury at Pittsburgh. Flores missed each of the last four games, and junior college transfer Marcus Beamon has seen action in the last four games following

Flores' injury. Beamon will preserve his redshirt.

- Senior **Joe Labas** has started each of the 12 games at quarterback and has made 18 career starts with a 10-8 record as a starter. He returned to the field in a start at San Jose State. He threw for 56 yards on 5-10 passes. It was his first action after missing the last six games of the 2024 season with an injury. In the second game at Pitt, Labas completed 11-14 passes for 89 yards and a 6-yard touchdown toss to DeCorion Temple. At Michigan, Labas completed 4-8 passes for 36 yards. His best season performance came vs. Wagner, when he completed 12 of 14 passes for 241 yards and three touchdowns, including a career-long 88-yard pass to Nahree Biggins. Versus Eastern Michigan, Labas completed 14 of 16 passes for 138 yards and a touchdown. He was 12-21 for 134 yards at Akron, completed 2-4 passes for 72 yards at Bowling Green, and 10-11 passes for 148 yards and two touchdowns vs. UMass. He threw a 77-yard touchdown pass, and completed 8-11 passes for 152 yards with an interception at Western Michigan. In a 38-19 win over Buffalo, Labas completed 18 of 24 passes for 247 yards and two touchdowns with two interceptions. He completed a key 75-yard touchdown pass to Langston Lewis. At Kent State, Labas threw two touchdown passes to spark the Chippewas to victory. Labas completed a season-high 19 of 30 passes for 242 yards in the season finale vs. Toledo.
- Last year, Labas led the Chippewas to a 3-3 record with two come-from-behind



Wide Receiver Tommy McIntosh



Running Back Brock Townsend



Placekicker Cade Graham

victories before suffering his injury. He led CMU in virtually all passing statistics in 2024. He earned starts in each of the first six games in 2024 and completed 58.8 percent (94-160) of his passes for 1114 yards and seven touchdowns. In his first start vs. Central Connecticut State, he threw for 342 yards and three touchdowns while completing 18 of 24 passes. It marked his second career start after throwing for 139 yards and leading Iowa to a 2022 Music City Bowl victory over Kentucky. At Illinois, he completed 12 of 25 passes for 125 yards and in the Ball State game (14-20, 165 yards, TD), he threw the game-winning touchdown to Chris Parker with 16 seconds to play. Against San Diego State, he once again led CMU on a game-winning drive as the Chippewas converted a 46-yard field goal with five seconds left, and completed 24 of 43 passes. He departed the Ohio game just before halftime after completing 6-9 passes for 36 yards.

- In Labas' two-year CMU career, he has completed 69 percent of his passes (220 of 343 passes) for 2,790 yards, with 19 touchdowns and 13 interceptions.
- Junior **Angel Flores** ranks No. 2 on the Chippewas in rushing yards (519) and rushing attempts (103) and first in rushing touchdowns (8), and rushing yards per game (64.9). He also ranks No. 2 on the team in passing (19-27), passing yards (195), passing touchdowns (2), total yards (714), and all-purpose yards (519). Flores has missed each of the four games with an injury. He saw his first action in the opener

at San Jose State, completed 3-3 passes for 56 yards, including a 47-yard play to Tommy McIntosh, and also rushed for 30 yards on 12 carries. At Pitt, Flores completed 2-3 passes for 10 yards and rushed for 18 yards on nine carries. Against Michigan he was a bright spot as he rushed for a career-high 76 yards on nine carries (8.4 average) and completed a career-best 7-12 passes for 24 yards. He threw one touchdown pass for 22 yards and rushed for 31 yards and a career-high two touchdowns vs. Wagner. Against Eastern Michigan, he led the Chippewas with a career-high 22 carries for 134 yards and threw for another touchdown. He scored two rushing touchdowns and finished with 95 yards on 16 carries at Akron. Flores scored a career-high three touchdowns and rushed for 72 yards on 18 carries in the win at Bowling Green on Oct. 18. Versus UMass, he scored on a 9-yard touchdown run, rushed for 63 yards on eight carries. Flores was a dual threat at Northern Arizona where he threw for 838 yards and eight touchdowns on 64 completions and rushed 92 times for 363 yards and eight touchdowns.

- Junior **Marcus Beamon** (Butte College, Calif.,) played in each of the last four games, and will still be able to preserve his redshirt season. At WMU, on his first pass attempt, he threw a 33-yard touchdown pass to Tyson Davis on a fade route. He rushed nine times for 19 yards and completed 1-1 passes for 33 yards. Against Buffalo, he rushed for 29 yards on 11 carries and was 0-1 passing. At Kent State, he completed

1-2 passes for two yards and ran nine times for a career-high 42 yards. On the year, Beamon has completed 2-4 passes for 35 yards and a touchdown and rushed 31 times for 88 yards and a TD. Beamon was a junior college All-American at Butte, where he threw for 2,104 yards and 33 touchdowns while completing 65 percent (152-232) of his passes. He is still planning to redshirt the 2025 season.

- True freshman **Daniel Gomez** (Hanford, Calif.), and **Ethan Lane** are two other quarterbacks on the roster. Lane has seen action in two games.
- Redshirt freshman quarterback **Jadyn Glasser**, who played in two games in 2025 is out for the season. Glasser started each of the last three games of the 2024 season, has seen action in the six career contests. In two games in 2025, Glasser completed 7-9 passes for 78 yards and rushed 10 times for seven yards. In his six-game career, Glasser has completed 48 of 85 passes for 517 yards with two touchdowns and four interceptions and has rushed for minus-28 yards on 31 carries.
- Senior **Nahree Biggins** is the running back returnee with the most carries and yards from 2024. On the year, he has a team-best 540 rushing yards on 105 attempts (5.1 yards per carry), two touchdowns, and two 100-yard rushing games, and has 19 receptions for 185 yards and an 88-yard touchdown reception. He leads the Chippewas in all-purpose yards with 975 and 81.3 yards per game. In the first game at San Jose State, Biggins led the Chippewas



with a career-high 102 yards on a career-high 18 carries (5.7 average per carry). Against Wagner, he became the first CMU player in 15 games to surpass the 100-yard receiving mark as he caught three passes for 106 yards and an 88-yard touchdown and finished with a team-high 121 all-purpose yards. Against Eastern Michigan, he ran 14 times for 113 yards, including a 49-yard touchdown run and also led the Chippewas in all-purpose yards with 154. At Akron, he totaled 93 all-purpose yards, and had 94 yards rushing on 10 carries, including a 58-yard scamper vs. UMass. In 2024, Biggins rushed for 136 yards on 19 carries (7.2 average) in 2024 and registered CMU's longest run from scrimmage, a 76-yard run vs. Ball State, and also caught three passes. Biggins, who missed several games in 2024 due to injury, played his first three seasons at Central Michigan at defensive back. In his career, he has played in 33 games with 676 yards on 124 carries with a long of 76 and caught 22 passes for 192 yards and a touchdown.

- Tulane transfer and Cincinnati native **Trey Cornist** ranks No. 3 in rushing on the team with 404 yards on 94 carries (4.4 average) and one touchdown. In his first game in a Chippewa uniform in 2025, Cornist scored on a 29-yard touchdown in the first quarter and finished with 99 yards rushing on 13 carries at San Jose State. In two years at Tulane, he rushed for 149 yards and one touchdown on 22 attempts and caught two passes for 21 yards last season. He rushed for a team-high 62 yards on 10 carries vs. Buffalo.
- Redshirt freshman **Brock Townsend** saw action in four games last year before he redshirted. In 2025, he has 75 carries for 394 yards (a team-best 5.3 yards per carry), four rushing touchdowns, and 12 receptions for 142 yards and a team-high tying three receiving touchdowns. He has a total of seven touchdowns, which ranks No. 3 on the squad. He scored two touchdowns on runs of 2 and 10 yards at Kent State. Against UMass, he scored a career-high three touchdowns, amassed a team and career-high 131 all-purpose yards, scored two rushing touchdowns and caught a career-high two passes for 78 yards, including a 51-yard touchdown catch and run. At Akron, he led the Chippewas with 108 yards on eight carries for a 13.5 yards per carry average. His longest run came on a 46-yarder at Akron. At Bowling Green, he rushed six times for 41 yards with a long of 37 yards and one reception. Against Wagner, Townsend scored his first career touchdown on a 22-yard reception from Joe Labas. Versus

Eastern Michigan, Townsend caught two passes for 5 yards and a touchdown and rushed for a career-high 51 yards on eight carries. He led the Chippewas with 68 rushing yards on 14 attempts with a long of 12 vs. Toledo.

- CMU's wide receiver corps entered the 2025 season with three players who have seen action in the past, two coming off injuries and the other who started late in 2024. Last year's wide receiver group was decimated by injuries as CMU's top five receivers were out for the season with injuries.
- Junior **Tommy McIntosh** is in his second season after transferring from Wisconsin. The 6-foot-5 DeWitt, Mich. native ranks No. 2 on the team in receiving yards (401) and receptions (27) for a 14.9 average yards per catch. He scored his first career touchdown on a 33-yard reception from Labas against Wagner and had a 47-yard catch at San Jose State. He also finished with 59 receiving yards on two catches vs. Eastern Michigan, including a 47-yarder. His registered his best performance with a career-high five receptions for 85 yards and a touchdown. He scored another touchdown at Kent State. He caught a career-high six receptions for 83 yards vs. Toledo. In his career he has seen action in 21 games with 14 starts with 29 receptions for 416 yards and three touchdowns.
- Redshirt junior **Tyson Davis**, who was sidelined for the entire 2024 season with an injury, has 20 receptions for 270 yards and two touchdowns, and has caught at least one pass in 10 of 12 games in 2025. He made one catch for six yards at San Jose State and two catches for 25 yards at Pitt, three catches for five yards at Michigan, and two catches for 41 yards and a 33-yard touchdown vs. Wagner. At Akron, he led the Chippewas with three receptions for 51 yards with a long of 28. At Western Michigan he caught a 33-yard touchdown pass on a fade route pass from Marcus Beamon and finished with two receptions for 45 yards. He has played in 26 career games with 53 receptions for 777 yards and seven touchdowns (14.7 average per catch). In 2024 and 2025, he was a preseason All-MAC selection before his injury. In 2023, Davis led Central Michigan in receiving yards (453) and touchdown receptions (four), ranked No. 2 in receptions (30), and averaged 15.1 yards per catch and 45.3 yards receiving per game.
- Also returning after missing the entire 2024 season with an injury is redshirt junior **Langston Lewis**. A Third Team All-MAC selection, Lewis leads Central Michigan with 35 receptions for 513 yards and a team-

high tying three touchdowns in 12 starts. In accumulating back-to-back 100-yard receiving games at WMU (111) and Buffalo (career-high 118), Lewis became the first receiver at CMU to register back-to-back 100-yard receiving games in nearly 10 years. The last receiver to accomplish that feat was Corey Willis from Nov. 15-22, 2016, 106 games ago. Against Eastern Michigan, he finished with a career-high seven receptions for 45 yards and a touchdown, he also caught four passes for 39 yards vs. Wagner. His career day came at Western Michigan as he totaled a career-high 111 receiving yards on four receptions and caught a career-long 77-yard pass from Joe Labas for a touchdown. He finished with a career-high 118 yards receiving on six receptions, including a 75-yard touchdown pass from Labas. He caught six passes for 71 yards in the season finale vs. Toledo. In his career, Lewis has seen action in 21 career games and has made 39 receptions for 592 yards and four touchdowns with a long catch of 77 yards. He also has eight rushes for 31 yards.

- Freshman **Justin Ruffin, Jr.** has also caught seven passes for 63 yards. **Collin Payne** (4-87 with a 63-yard catch), **Nasir Williams** (4-76, TD), **Tayte Vanderleest** (2-19), and **Camden Kruisenga** (1-26) have all seen action at wide receiver. Williams caught his first career touchdown pass vs. UMass.
- Central Michigan's tight end room is filled with talent and depth. The Chippewas returned five players who saw action in 2024, and add a host of new and talented players to the mix. Two of the tight ends have also seen action at defensive end.
- Redshirt junior **DeCorion Temple** has 27 career receptions for 316 yards and two touchdowns, including a career-long 44-yarder in 37 games. On the year, he has 15 receptions for 131 yards and two touchdowns. Last year, he finished with five receptions for 66 yards with a long catch of 28 yards. A two-sport athlete, he played on the CMU basketball team in 2024-25. Temple has started 17 career games.
- Redshirt senior **Henry Dryden** transferred to Central Michigan from South Dakota School of the Mines, where he played three years and caught 76 passes for 783 yards with 14 touchdowns. He was a consensus NAIA All-American and All-Region selection in 2024 after catching 25 passes for 297 yards and six touchdowns. He has seven catches for 64 yards in five starts on the year.
- Redshirt sophomore **Nathan VanTimmeren** is back after seeing extensive action last season. In two years, VanTimmeren has seen

action in 25 career games with two starts and has five receptions for 31 yards. Van Timmeren has also played defensive end.

- Junior **Jacob Kaminski** returns after suffering a season-ending injury prior to 2024. Kaminski has played in 15 career games and has one reception.
- Iowa transfer **Rusty VanWetzinga IV** sees action at fullback. He has started five games at the fullback position.
- Central Michigan plays at least 10 offensive lineman in each game. The system has proved to be successful as the Chippewas, through 12 games, have yielded just 19 sacks for 130 yards. CMU has posted five games without yielding a sack.
- Eight returning offensive lineman saw action on the line last year and all return to bolster the unit. Those eight players are: Brady Ploucha, Martin Koivisto, Ryan Blum, Jacob Booth, Matthew Nehf, Dasan Smith, Jacob Saurbeck, and Dane Sickler.
- A host of newcomers and transfers have factored in on the action.
- **Jacob Russell** has earned all 12 starts at left tackle, **Dasan Smith** has started the last 10 games at left guard along with **Brady Ploucha** (four starts), **Ryan Blum** (four starts) and **Apisa Poumele** (eight starts) have split the center position, **Matthew Nehf** started nine straight games at right guard before an injury ended his season at WMU, and **Martin Koivisto** has started all 12 games at right tackle. Koivisto has played in 34 career games with 18 total starts, including four games at left guard last year. Nehf has made 11 career starts.
- **Dominique Maiava, Brady Ploucha, Jacob Booth, Blake Schlegel** and **Luis Martinez** also see extensive action on the offensive line.
- Ploucha started all 12 games last year at right guard and has 16 career starts. Blum served as the backup center in each of the previous two seasons, while seeing action in 16 career games with four starts at center, Booth has played in 22 career games, and Martinez has seen action in 23 games. Redshirt freshmen **Jacob Saurbeck** and **Dane Sickler** also return as both played in enough games to preserve their redshirt year last year.

DEFENSIVE NOTES

- Central Michigan and defensive coordinator **Sean Cronin** returned eight of 11 starters from the 2024 team or 73 percent of its starters, one of the most experienced units nationally. Cronin is known for tough, physical, efficient defensive play.
- Through 12 games, Central Michigan has held seven teams under 20 points and CMU

is 7-0 when holding an opponent under 20 points. It has allowed 358.6 total yards per game, 151.4 rushing yards per game, and 207.2 yards passing per game. The Chippewas have held two teams under 75 yards rushing: San Jose State (24-75, 3.1 yards per carry) and Wagner (35-72, 2.1 yards per carry). Wagner was held to just 113 yards of total offense in 55 plays (2.1 average yards per play).

- Two veterans returned on the defensive line in seniors Michael Heldman and Jonathan Decker. Those two players have combined for 52 career starts.
- A First Team All-MAC player, AFCA Good Works Team, Wuerfel Trophy, and William V. Campbell Trophy Award nominee, **Michael Heldman** owns the Central Michigan school records for quarterback hurries for career (28), season (10 in 2023), and game (4 vs. UMass, 2025). In the season opener, Heldman registered a career-high six tackles (four solo) with a forced fumble and 1.0 sack for 7 yards. Versus Eastern Michigan, Heldman led the Chippewas with 1.5 sacks/1.5 TFL, a quarterback hurry and five tackles (two solo). He tied a career-high with 2.0 sacks and a forced fumble with five tackles vs. Wagner. At Akron, he had a tackle for loss among five tackles. At Bowling Green, he dominated with one sack, two tackles for loss, and five tackles. Heldman had an impressive UMass game where he set the school record with a career-high four quarterback hurries and a career-high two pass breakups. Heldman put up another outstanding and dominant performance vs. Buffalo, when he made two sacks, broke up two passes, had two quarterback hurries, and made four tackles in helping CMU generate five turnovers. Heldman followed that up with a 2.5 TFL, 2.0 sack, one quarterback hurry and five-tackle performance at Kent State. He had 3.0 tackles for loss, 1.0 sack and three tackles vs. Toledo. On the year, he ranks No. 4 on the team with 47 tackles (23 solo) and leads the Chippewas in tackles for loss (16-62 yards), sacks (10.5-48), quarterback hurries (nine), and forced fumbles (two), and has four pass breakups. A three-time Academic All-MAC selection, Heldman has made 119 total tackles (64 solo), 34 tackles for loss, 19.5 sacks, and 28 quarterback hurries in his career. He has started 41 career games, including 24 consecutive and finished the 2024 season with 28 tackles (13 solo) with six tackles for loss, and four sacks.
- **Jonathan Decker** played in five games last season before suffering a season-ending injury. Over his last two seasons on the defensive line, he has seen action in 25

games with 10 starts, Decker has made 30 tackles (10 solo) in his career. He has started each of the last 11 games at nose tackle. At Akron, he registered a career-high six tackles (one solo) from his nose tackle position. On the year, he has 22 tackles (six solo) with 2.0 tackles for loss and a fumble recovery.

- Other defensive line returnees are **D.J. Bennett**, redshirt junior **Malik Denkins**, redshirt sophomore **Keshawn Hayden**, and redshirt freshman **Quavion Bird**. Bennett, who started the season's first three games, registered two pass breakups and a career-high two tackles at San Jose State. At Louisburg College prior to the 2024 season, Bennett has nine tackles and two pass breakups on the year. Denkins has battled back from back-to-back injuries in consecutive seasons to make four tackles in four games last year and has made four tackles in seven games this year. Hayden has played in 22 career games and concluded 2024 with nine tackles and three quarterback hurries. He has 13 total tackles (eight solo) with one sack, 1.0 tackle for loss, four quarterback hurries, and a forced fumble on the year. He made his first career sack at Bowling Green.
- True freshman **JJ Douglas** has emerged as a playmaker at defensive end. Douglas is a tight end convert, who has made 23 tackles on the year (10 solo), 2.0 tackles for loss, 2.0 sacks, two quarterback hurries, forced a fumble, and broke up a pass. After eight games, he continues to get better on a game-by-game basis.
- Tight end convert **Nathan VanTimmeren** has also seen action at defensive end.
- The Chippewas added three experienced transfers in **Dylan Fisher, Daniel Viramontes**, and **Korver Demma**. True freshman **Joey VanWetzinga** is also new to the group after transferring from Iowa.
- **Korver Demma** has started all 12 games at the hybrid DL/LB position. He had a great debut game in a start at San Jose State as he accumulated three tackles, 1.0 tackle for loss and two quarterback hurries. Versus Buffalo, Demma made several big plays including 2.5 tackles for loss, 2.0 sacks for four yards, a forced fumble and quarterback hurry. He added a tackle for loss at Kent State. On the year he has 27 tackles (14 solo), 8.5 tackles for loss, which ranks No. 3 on the team, 3.5 sacks for 13 yards, a forced fumble, and four quarterback hurries on the year so far.
- VanWetzinga has played in 10 games and has made eight tackles (one solo).
- Central Michigan has four experienced linebackers who saw extensive action in



2024. They are Jordan Kwiatkowski, Dakota Cochran, Lawai'a Brown, and Fernando Sanchez III. The group is probably the deepest and most talented of any position group on the squad.

- A 2025 First Team All-MAC selection, **Jordan Kwiatkowski** was the most heralded and honored Central Michigan player heading into the 2025 season. The All-America, Dick Butkus Award and Rotary Lombardi watch list candidate leads the Chippewas in tackles with 109 (49 solo), team-high three interceptions for 92 yards (including a 48-yard TD), 12.5 tackles for loss for 54 yards, five pass breakups, three quarterback hurries, and a team-best three forced fumbles. He has six games of 10 or more tackles, including five of the last six contests and four straight from Oct. 4-Nov. 1 (at Akron, 10; at Bowling Green, 14, 10 vs. UMass, 10 at WMU). Last year, he earned Second Team All-MAC honors after leading Central Michigan in tackles (96), solo tackles (48), and tackles for loss (14.5) and led CMU in tackles in five of the 12 games including nine in the opener vs. CCSU, 12 at Illinois, a career-high 15 vs. Ball State, 12 at EMU, 11 vs. Bowling Green, and eight at Toledo. He also intercepted one pass and broke up another. A three-year letterman, Kwiatkowski has made 247 total tackles (118 solo), 27 tackles for loss, three sacks, with nine pass breakups, three forced fumbles, and four interceptions in his career spanning 46 games and 24 starts. At Akron, he led the Chippewas with 10 tackles (two solo). For his effort at Bowling Green, he was named the MAC Defensive Player of the Week after he made a season-high 14 tackles with an interception for 26 yard return, 2.5 tackles for loss, and a pass breakup. In another outstanding performance against Buffalo, he led the Chippewas with nine tackles (seven solo), intercepted a pass and returned it 48 yards for a touchdown, forced a fumble, had a TFL and quarterback hurry. Kwiatkowski earned his second MAC Defensive Player of the Week honor with a 14-tackle, career-high 4.5 tackle for loss, 1.0 sack, one forced fumble outing at Kent State. He finished with 12 tackles (seven solo) with 2.0 tackles for loss, 1.0 sack, and a pass breakup in the season finale vs. Toledo.
- A key playmaker on defense, Second Team All-MAC selection **Dakota Cochran** has seen action in 48 career games with 17 starts. He ranks No. 2 on the squad in tackles with 77 (40 solo) with five quarterback hurries, 5.5 tackles for loss, two fumble recoveries for 85 return yards, two forced fumbles, and an interception return

for touchdown (30 yards) vs. Wagner. In the season finale vs. Toledo, Cochran made nine tackles (six solo) with 1.0 tackle for loss and a blocked field goal. He returned a fumble 85 yards for a touchdown vs. Buffalo. The play ranks as the third longest fumble return in school history. At Western Michigan, he made a career and team-high 11 tackles (nine solo) with 2.5 tackles for loss, a forced fumble and 0.5 sack. He led CMU in tackles with eight (seven solo) vs. Eastern Michigan. He has made 197 tackles (110 solo), 18 tackles for loss, 5.0 sacks, six pass breakups, three forced fumbles, and intercepted two passes. He also has blocked two kicks in his career, forced two fumbles, and recovered two fumbles. Last year, he ranked No. 5 on the team in tackles with 54 (29 solo), ranked No. 2 on the team in tackles for loss (10.5-52), and finished with 3.5 sacks, one fumble recovery, and forced a team-high two fumbles. In his five-year career, he has 211 tackles (120 solo), 20.5 tackles for loss, five sacks, two interceptions, seven pass breakups, four forced fumbles, three fumble returns and three blocked kicks.

- Another veteran, **Lawai'a Brown** has played in 46 games with five starts at linebacker and registered 105 career tackles (51 solo). The 2024 Academic All-MAC honoree finished with 38 tackles and 2.5 tackles for loss while making at least one tackle in all 12 games last season. This year, Brown has made 39 tackles (15 solo) with 1.5 tackles for loss, 1.0 sack, and three quarterback hurries. He recovered a fumble at Kent State.
- Also returning as a key playmaker at linebacker is senior **Fernando Sanchez III**. In the opener at San Jose State, Sanchez made three tackles and made a crucial play by catching a fumble and returning it 10 yards for one of CMU's three turnovers. He added a sack for four yards at Pitt and has made 12 tackles (five solo), one TFL, one sack, and has a fumble recovery and quarterback hurry on the year. At Akron, he finished with a career-high seven tackles. As one of Central Michigan's most versatile performers, Sanchez has played in 43 career games, made 67 career tackles (28 solo), 9.0 tackles for loss, three sacks, two pass breakups, one forced fumble, a fumble recovery, and a blocked kick. Last year he saw action in 12 games with four starts at linebacker and made 27 tackles (14 solo) with 5.5 tackles for loss, 1.5 sacks, and a pass breakup.
- Backing up those players are several young talented linebackers who have made an impact including **Victor Earl**, **Xavier White**,

and **Andre Thomas, Jr.** Earl has 15 tackles on the year, Thomas has 10, while White has 25 and 14 solo tackles.

- Another position where Central Michigan returns a majority of its 2024 starters is at defensive back.
- At safety, Central Michigan returned each of its two starters from last year in seniors Caleb Spann and Elijah Rikard. In addition, CMU has added two talented and experienced transfers in Maddix Blackwell (Indiana State) and Elijah Gordon (Saginaw Valley State) for outstanding depth. Special teams extraordinaire Ed Conoran also returns and contributes at safety.
- The steady and consistent **Caleb Spann** returns to the safety position, where he has started 32 games, including 31 consecutive over the last four years. Spann ranks No. 3 on the team with 48 tackles (21 solo) with four pass breakups and one interception on the year. Last year, the New Orleans native ranked No. 2 on the team in tackles (61), No. 3 in solo tackles (40), No. 3 in pass breakups (six), and also contributed four tackles for loss and 1.5 sacks. Over his four-year career, Spann has made 178 tackles (106 solo) with 16 pass breakups, eight tackles for loss, two sacks, and two interceptions.
- **Elijah Rikard** has started 27 career games and has made 127 career tackles (70 solo) with a sack, 3.5 tackles for loss, two pass breakups, a fumble recovery, and two interceptions. He intercepted the second pass of his career in the opener against San Jose State. Last year he ranked No. 4 on the squad in tackles with 56 (27 solo). On the year, Rikard has 41 tackles (26 solo) with one interception and two quarterback hurries. He made a career-high nine tackles in the season finale vs. Toledo.
- **Maddix Blackwell** was a two-time All-Missouri Valley Conference pick after totaling 248 tackles and four interceptions in his 48-game career at Indiana State, while **Elijah Gordon**, from nearby Midland, Mich., was a First Team All-GLIAC safety at Saginaw Valley State in 2024.
- Gordon ranks No. 7 on the squad in tackles with 46 (17 solo) with a tackle for loss, three pass breakups, an interception, and a quarterback hurry in 11 games played. He made six tackles at Pitt, started the game at Michigan, and made a career-high eight tackles and followed with a five-tackle effort vs. Wagner. He made seven tackles (four solo) vs. Eastern Michigan and contributed four tackles at Akron. He picked off his first pass vs. Buffalo with a nine yard return.
- Blackwell has made 38 tackles (24 solo) with one interception on the year. His top game came vs. Eastern Michigan, where he made

- a career-high six tackles (four solo) and intercepted a key pass late in the game.
- Cornerback is another deep and talented position as the Chippewas have four players who have extensive collegiate experience in Brenden Deasfernandes, Jaion Jackson, Aakeem Snell and Cincinnati transfer Kalen Carroll. That experience is key as the Chippewas lost All-MAC honoree Donte Kent to the NFL Draft and Pittsburgh Steelers, along with Da'Raun McKinney.
- Last year as a true freshman **Jaion Jackson** started nine of CMU's 12 games at cornerback. One of five true freshman cornerback starters in the nation, Jackson finished the year with 38 tackles (25 solo), 2.5 tackles for loss, and four pass breakups. He started seven straight contests during one stretch of the season. He was impressive as he registered a six tackle game vs. Ball State and five-tackle games vs. San Diego State and at Eastern Michigan. This year, the sophomore has 46 tackles (24 solo) with a team-high seven pass breakups, 4.0 tackles for loss, two sacks for 25 yards, a forced fumble, fumble recovery, and an interception in starts in all 11 games. He intercepted his first career pass and returned it 19 yards at Bowling Green. At Western Michigan, he made a career-high eight tackles (five solo) with one sack for 15 yards and a forced fumble. Versus Buffalo, Jackson made six tackles, recovered a fumble and broke up a pass.
- Brenden Deasfernandes** moved to cornerback from safety in the offseason. Last year after transferring to CMU from Iowa, he saw action in all 12 games and made 14 tackles (nine solo). He has played in 37 career games combining his career at Iowa and Central Michigan and was a 2024 Academic All-MAC selection. He has two interceptions on the year as he intercepted his first career pass in the first quarter at San Jose State and had another at Michigan. He has made 23 tackles (13 solo), intercepted two passes, and has four pass breakups on

the year.

- Aakeem Snell** saw action in 10 of 12 games with one start in 2024, but has played in a combined 28 collegiate games at both Saint Francis, Pa. and Central Michigan. His first career game at cornerback in the 2024 season opener vs. Central Connecticut State and scored a touchdown on a 46-yard interception return. Snell made a career-high three tackles with a tackle for loss at San Jose State. He has seven tackles (five solo), a forced fumble, and a tackle for loss on the year.
- Cincinnati transfer **Kalen Carroll** joined the mix and has been a force at cornerback. In three years, Carroll played in 29 games with 24 starts at cornerback and has made 67 career tackles combining his career at Cincinnati and Central Michigan. Last year, he started 10 games and finished the year with 19 tackles (13 solo), 2.0 tackles for loss, and a pass breakup at Cincinnati. This year, Carroll has started in each of the 12 games at Central, ranks No. 5 in tackles with 47 (28 solo), a team-high tying seven pass breakups with a forced fumble, two tackles for loss, one interception and a quarterback hurry.

SPECIAL TEAMS NOTES

- Special teams coordinator **Keith Murphy** had to replace his placekicker, punter, top kickoff returner, and top punt returner from a year ago.
- Last year, placekicker Tristan Mattson had an All-MAC season as he converted 16-18 field goal attempts and 24-26 point-after attempts; punter David Chapeau averaged a respectable 41.5 yards per punt (56-2326); kickoff returner Marion Lukes concluded his career ranked No. 3 in school history in kickoff return yards (1,441) with a school-record two career kickoff return touchdowns; and Donte Kent emerged as a dangerous punt return threat as he earned Second Team All-MAC honors after

averaging 13.6 yards per return with a touchdown.

- Senior long snapper **Ben Pratt** is the leader and most experienced player in the group. The three-time Academic All-MAC selection is a three-year starter at the position.
- Third Team All-MAC selection **Cade Graham** returned to the team as the placekicker with the most experience. He has had an outstanding 2025 season. Graham has made an impact, converting 14-16 field goals and 34-34 PATs. He leads the Chippewas in scoring with 76 points and has made nine consecutive field goals, which ranks No. 4 among the top streaks in school history. In the opener, Graham kicked the game-winning field goal, converted 3-4 field goal attempts, registered a PAT, and led CMU with 10 points. Against Wagner, he converted 7-7 PATs and had a career-best five touchbacks in eight kickoffs. At Akron, he converted three field goals of 46, 35, and a career-long 47 yards and led Central Michigan with 10 of its 22 points. At Bowling Green, he tied his career-long with a 47-yarder, converted 2-2 field goals and contributed nine points. Last year, he registered 11 kickoffs and three touchbacks in four games. He never played football before joining CMU's squad before the 2024 season, instead competing in soccer and wrestling in high school, but has a strong leg and picked it up. He walked on to the team while attending Central Michigan. He was discovered by the coaching staff after he paid \$60 to enroll in a summer high school camp.
- The Chippewas added placekicker **Caden VanHuis**, a five-star kicker who was selected to compete in the U.S. Army All-American Bowl, a national all-star game for high school football players. He was rated the No. 3 placekicker in the nation and No. 1 in Michigan by Kornblue Kicking.
- Murphy added Illinois transfer punter **Declan Duley** to the roster in January 2025. An All-American in high school, he was

CENTRAL MICHIGAN IN GAMES PLAYED IN DETROIT

Games: 10; Record: 5-5; Neutral: 5-5; Bowl Games: 2-3; MAC Championship Games: 3-1; MAC regular season: 0-1.

Date	Opponent	W-L	Score	Att.	Notes	Venue
Nov. 6, 2004	vs. Eastern Michigan	L-4OT	61-58	24,423	Regular season MAC game	Ford Field
Nov. 30, 2006	vs. Ohio	W	31-10	25,483	2006 MAC Championship	Ford Field
Dec. 26, 2006	vs. Middle Tennessee	W	31-14	54,113	2006 Motor City Bowl	Ford Field
Dec. 1, 2007	vs. Miami (Ohio)	W	35-10	25,013	2007 MAC Championship	Ford Field
Dec. 27, 2007	vs. Purdue	L	51-48	60,624	2007 Motor City Bowl	Ford Field
Dec. 26, 2008	vs. Florida Atlantic	L	24-21	41,399	2008 Motor City Bowl	Ford Field
Dec. 4, 2009	vs. Ohio	W	20-10	23,714	2009 MAC Championship	Ford Field
Dec. 26, 2012	vs. Western Kentucky	W	24-21	23,310	2012 Little Caesars Bowl	Ford Field
Dec. 28, 2015	vs. Minnesota	L	21-14	34,217	2015 Quick Lane Bowl	Ford Field
Dec. 7, 2019	vs. Miami (Ohio)	L	26-21	22,427	2019 MAC Championship	Ford Field

Note: Central Michigan's average attendance in games played in Detroit is 33,472 (334,723 total in 10 games played)



- ranked the No. 12 punter in the nation as a high school senior. On the year, Duley is averaging 40.9 yards per punt (50-2044) with 16 placed inside the 20-yard line, 22 fair catches, and seven 50-yard punts. He booted a career-long 71 yard punt at Pitt, which ranks as the 12th longest in school history and tied for the Acrisure Stadium collegiate record.
- Placekicker/punter **Zac Chapeau** also returns. Chapeau has kicked three punts for 121 yards (40.3 average) and has kicked one kickoff for a touchback (vs. Buffalo).
 - Several players are options at kickoff returner. **Nahree Biggins** and **Justin Ruffin, Jr.** have emerged as CMU's top kickoff returners. Biggins has returned 12 kickoffs for 250 yards (20.8 average) with a long of 32 (vs. Toledo).
 - At punt returner, **Caleb Spann** is the only player on the roster to return a punt. As the senior, Spann has the most experience. Spann has seven returns for 64 yards (9.1 average) with a long return of 46 in the Wagner game.

PRESEASON NUMBERS

- Central Michigan returned five starters on offense. Those starters are offensive linemen Martin Koivisto and Brady Ploucha, quarterback Joe Labas, tight end DeCorion Temple, and wide receiver Tommy McIntosh. Quarterback Jadyn Glasser, tight ends Rory Callahan and Nathan Van Timmeren also have started games, along with several players coming off injuries: Tyson Davis (WR), Langston Lewis (WR), and Josh Kaminski (TE).
- Numerically speaking on offense, Central Michigan returned players who accounted for 6 percent of rushing yards, 6 percent of receiving yards, 6 percent of all-purpose yards, and 20 percent of its starters on the offensive line.
- The Chippewas returned an experienced defense featuring eight returning starters. Those players are defensive linemen Michael Heldman and Kade Kostus, linebackers Jordan Kwiatkowski, Lawai'a Brown, and Dakota Cochran, and defensive backs Jaion Davis (CB), Caleb Spann (SS), and Elijah Rikard (FS). Linebacker/defensive end Fernando Sanchez has also started games, along with Brenden Deasfernandes, Marcus Badgett, and Aakeem Snell.
- Numerically speaking on defense, Central Michigan returned players who accounted for 62 percent of last year's tackles, 100 percent of its interceptions,

40 percent of its pass breakups, and 49 percent of its quarterback hurries.

- On special teams, Central Michigan started over as it returned players who accounted for 0 percent of field goals made, 0 percent of punts, 9 percent of its kickoff return yards, and 6 percent all-purpose yards.
- Here is a complete list of statistical production returning to Central Michigan in 2025:

OFFENSE

Statistic	2024	Returning	Pct.
Rushing Yards	1993	134	7%
Rushing TDs	17	1	6%
Rushing Attempts	447	61	13%
Passing Yards	1961	1553	79%
Completions	167	135	81%
TD Passing	11	9	82%
Receiving Yards	1961	112	6%
Receptions	167	14	8%
TD Receptions	11	0	0%
Total Offense	3945	1263	32%
OL Starters	5	2	40%

SCORING

Statistic	2024	Returning	Pct.
Total Points	271	6	2%
Total TDs	32	1	3%

SPECIAL TEAMS

Statistic	2024	Returning	Pct.
All Purpose Yds	4899	339	6%
FG Made	16	0	0%
No. of Punts	56	0	0%
PR Yards	221	-3	-1%
KOR Yards	671	62	9%

DEFENSE

Statistic	2024	Returning	Pct.
Total Tackles	790	490	62%
Tackles for Loss	93	42	45%
Sacks	31	13.5	43%
Interceptions	2	2	100%
Pass Breakups	40	16	40%
Fumble Rec.	3	2	67%
Forced Fumbles	4	3	75%
QB Hurries	34	15	49%

CHIPPEWA CHAMPIONS CENTER

The Central Michigan football coaches, student-athletes, and support staff utilize the Chippewa Champions Center in the north end of Kelly/Shorts Stadium. The facility opened in September 2020. Highlights of the building:

- More than 50,000 square feet dedicated to the student-athlete excellence.
- A 7,000 square foot, state-of-the-art performance center focused on the growth and development of football student-

athletes.

- Expanded sport medicine and rehabilitation facility with hydrotherapy pools serving as the primary hub for the CMU Athletics training team.
- A Champions Plaza at the entrance of the facility showcasing the rich history of CMU Athletics.
- The 4,000-square-foot Isabella Bank Field level club and 16 loge boxes on the second level.
- Two fuel stations to accommodate the nutrition needs of nearly 500 student-athletes.
- A 4,200 square foot football locker room.
- More than 7,100 square feet of coaches offices and meeting spaces.
- The CCC project included a new 3,200 square foot videoboard on the south end of the stadium. It is twice as large as the second-biggest videoboard in the MAC. The project also included a new state-of-the-art audio system.

CHIPPEWAS PICKED NO. 9 IN MAC

Central Michigan was picked to finish ninth in the preseason coaches poll, released on July 24, 2025.

The full preseason poll: 1. Toledo, 135 points (7 first-place votes); 2. Miami (Ohio), 131 (3 first-place votes); 3. Ohio, 123 (3 first-place votes); 4. Buffalo, 115; 5. Northern Illinois, 94; 6. Bowling Green, 81; 7. Western Michigan, 71; 8. Eastern Michigan, 68; 9. Central Michigan, 65; 10. Ball State, 41; 11. Akron, 39; 11. Massachusetts, 39; 13. Kent State, 12.

CHIPPEWAS IN THE NFL NOTES

- 13 former Chippewas were on National Football League training camp rosters. Nine began the season on NFL rosters.

Those 13 players are:

Nick Bellore, LB, Washington Redskins
Tyler Conklin, TE, Los Angeles Chargers
Mike Danna, DE, Kansas City Chiefs
Luke Goedeke, OL, Tampa Bay Buccaneers
Troy Hairston, FB, Cleveland Browns
Thomas Incoom, DL, Carolina Panthers
Donte Kent, CB, Pittsburgh Steelers
Sean Murphy-Bunting, CB, Arizona Cardinals
Lew Nichols, RB, Pittsburgh Steelers
Bernhard Raimann, OL, Indianapolis Colts
Cooper Rush, QB, Baltimore Ravens
Jonathan Ward, RB, New York Giants
Joel Wilson, TE, Chicago Bears.

- That list has been trimmed down to nine players who made NFL rosters.
- Kent is the last CMU player to be drafted as he was taken in the 7th round of

the 2025 NFL Draft by the Pittsburgh Steelers.

- Goedeke was selected by the Tampa Bay Buccaneers in the second round (57th overall pick) in the 2022 NFL Draft. He is a three-year starter.
- Raimann was taken by the Indianapolis Colts in the third round (77th) of the 2022 NFL Draft. He is a three-year starter who signed a \$100 million deal with the Colts in July.
- The 2021 FBS national rushing leader, Nichols was drafted in the seventh round of the 2023 NFL Draft by the Green Bay Packers. He is currently playing for the Pittsburgh Steelers.
- Incom was signed as a free agent by the Broncos. He played in four games on the defensive line for the Broncos in 2023.
- Danna played in three straight Super Bowls with the Kansas City Chiefs in 2022, 2023, and 2024. He is a two-time Super Bowl champion.
- At age 36, Nick Bellore is in his second year with the Washington Commanders. This is his 16th season in the NFL. After playing linebacker at Central Michigan, he played four years with the New York Jets (2011-14), two with the San Francisco 49ers (2015-16), two with the Detroit Lions (2017-18), and four with the Seattle Seahawks (2019-23).
- Two other players are currently with Canadian Football League teams: Kalil Pimbleton (Ottawa Redblacks) and Brayden Swartout (Hamilton Tiger Cats).

ROY KRAMER INDUCTED INTO HALL

Former Central Michigan football coach Roy Kramer was one of 22 players and coaches inducted into the National Football Foundation College Football Hall of Fame, during the 65th annual NFF Awards Dinner which took place at the ARIA Resort & Casino in Las Vegas on December 5, 2023.

Kramer joined Herb Deromedi as the two Central Michigan coaches who have been inducted into the NFF College Football Hall of Fame. Deromedi was honored with the 2007 Hall of Fame Class. On Sept. 17, 2022, prior to its football game against Bucknell, Central Michigan recognized the close connection

between the two coaches and their outstanding contributions to the Chippewa program by officially naming its football venue as the Kramer/Deromedi Field at Kelly/Shorts Stadium. Statues of both men stand proudly outside the Chippewa Champions Center, located at the north end of the Stadium, and both are members of the Central Michigan University Marcy Weston Athletics Hall of Fame.

During his 11 seasons heading the Central Michigan program (1967-77), Kramer won an impressive 71.8 percent of his games, including a 12-1 record in 1974, when the Chippewas won the Division II national championship and Kramer was named NCAA National Coach of the Year. Kramer compiled an 83-32-2 record at CMU and led the Chippewas to back-to-back Interstate Intercollegiate Athletic Conference championships in 1967-68.

HONORING TWO CMU GREATS

- Central Michigan University honored two of the giants of its storied football history by naming the field at Kelly/Shorts Stadium in their honor before the South Alabama game in 2022. The playing surface at the stadium is now named Kramer/Deromedi Field, in recognition of legendary coaches Roy Kramer and Herb Deromedi.
- Kramer, with Deromedi as his defensive coordinator, led the Chippewas to the Division II national championship in 1974. Statues of both men stand proudly outside the Chippewa Champions Center, located at the north end of Kelly/Shorts Stadium, and both are members of the Central Michigan University Marcy Weston Athletics Hall of Fame.
- Kramer guided the Chippewas to an 83-32-2 record in his 11 seasons as head coach and in 1974 was named the Division II National Coach of the Year. Kramer went on to serve as the athletic director at Vanderbilt and later became the commissioner of the Southeastern Conference.
- Deromedi joined Kramer's coaching staff as an assistant in 1967 and then succeeded his longtime mentor as the head coach in 1978.
- He posted a remarkable 110-55-10 record

over 16 seasons, leading the Chippewas to MAC titles in 1979, '80 and '90. He was twice named MAC Coach of the Year and was inducted into the College Football Hall of Fame in 2007. After hanging up his whistle, Deromedi served with distinction for 13 years as CMU's director of athletics and was a member of the College Football Playoff Committee from 2016-18.

- The naming of the field in honor of Kramer and Deromedi was the result of a \$1 million fundraising effort supported by numerous CMU football alumni and friends of Kramer and Deromedi.

FUTURE SCHEDULES

Central Michigan's non-conference football schedules for the coming years:

2026

Sept. 5 – at New Mexico
Sept. 12 – Colgate
Sept. 19 – Wyoming
Sept. 26 – at Miami, Fla.

2027

Sept. 11 – at Michigan State
Sept. 18 – Monmouth
Sept. 25 – at Wyoming

2028

No games scheduled

2029

Sept. 8 – New Mexico
Sept. 15 – at Rutgers

2030

Aug. 31 – at Michigan State
Sept. 21 – at San Diego State



2025 NFL CHIPPEWAS

CENTRAL MICHIGAN NFL PLAYERS ON TRAINING CAMP ROSTERS (13)



Nick Bellore
Washington Commanders



Tyler Conklin
Los Angeles Chargers



Mike Danna
Kansas City Chiefs



Luke Goedeke
Tampa Bay Buccaneers



Troy Hairston
Cleveland Browns



Thomas Incoom
Carolina Panthers



Donte Kent
Pittsburgh Steelers



Sean Murphy-Bunting
Arizona Cardinals



Lew Nichols III
Pittsburgh Steelers



Bernhard Raimann
Indianapolis Colts



Cooper Rush
Baltimore Ravens



Jonathan Ward
New York Giants



Joel Wilson
Tennessee Titans

CENTRAL MICHIGAN NFL PLAYERS ON TRAINING CAMP ROSTERS (13)

Player	Pos.	Years in NFL	NFL Team	Years Played at CMU	Hometown
Nick Bellore	LB	15+	Washington Redskins	2007-10	Whitefish Bay, Wis.
Tyler Conklin	TE	7+	Los Angeles Chargers	2015-17	Chesterfield, Mich.
Mike Danna	DE	5+	Kansas City Chiefs	2016-18	Detroit, Mich.
Luke Goedeke	OL	3+	Tampa Bay Buccaneers	2019-21	Whitelaw, Wis.
Troy Hairston	FB	2+	Cleveland Browns	2017-21	Birmingham, Mich.
Thomas Incoom	DL	2+	Carolina Panthers	2021-22	Stone Mountain, Ga.
Donte Kent	CB	1st	Pittsburgh Steelers	2020-24	Harrisburg, Pa.
Sean Murphy-Bunting	CB	6+	Arizona Cardinals	2016-18	Macomb, Mich.
Lew Nichols III	RB	2+	Pittsburgh Steelers	2020-22	Detroit, Mich.
Bernhard Raimann	OL	3+	Indianapolis Colts	2018-21	Steinbrunn, Austria
Cooper Rush	QB	7+	Baltimore Ravens	2013-16	Charlotte, Mich.
Jonathan Ward	RB	5+	Pittsburgh Steelers	2016-19	Kankakee, Ill.
Joel Wilson	TE	2+	Tennessee Titans	2018-22	Petoskey, Mich.

NEW UNIFORMS



CENTRAL MICHIGAN CHIPPEWAS

HISTORY

The uniforms are a deliberate act of respect, avoiding stereotypes and embracing authenticity. Unlike past practices that used Native American imagery insensitively, Central Michigan eliminated logos and drum beats in 1989, focusing instead on education and partnership. The minimalist design reflects the Chippewa's values of humility and resilience. This uniform is a commitment to carry the Chippewa name with integrity, acknowledging the Tribe's sovereignty and cultural pride.



Earth & Soil



Fire & Sun



Peace & Partnership



THE DETAILS



HELMET

The helmet design honors Chippewa culture and Central Michigan football history.

FINISH

The Anodized paint finish reflects light symbolic of sunlight reflecting off of Michigan's Great Lakes.

STRIPE

The three stripes symbolize the Anishinaabe "Council of Three Fires," with gold representing the Chippewa. The White stripes represent the Ottawa and Potawatomi.

LOGO

The iconic "Action C" logo embodies tradition and pride.

BUMPERS

The front bumper features "1974," marking the National Championship year, and the back bumpers honor legendary coaches Roy Kramer and Herb Deromedi.

FACEMASK

A gold face mask, tied to the element of fire, reinforces the cultural symbolism and school colors.



THE DETAILS



Gold-trimmed numbers reflect a fiery spirit, embodying both passion and strength, while their clean finish highlights attention to tradition. The classic design serves as a timeless emblem of boldness and humility, reminding players and fans alike of the program's proud heritage and enduring values.

The two pant stripes are symbolic of the partnership between Central Michigan and the Chippewa. The stripes represent a path or journey, reflecting the Chippewa's journey as a people & their partnership with Central Michigan.



JERSEYS



THE DETAILS



CENTRAL MICHIGAN DEPTH CHART

OFFENSE

LT	70	Jacob Russell (6-4, 295, R-Jr.)
	69	Jacob Booth (6-5, 295, R-So.)
	77	Jacob Saurbeck (6-7, 315, R-Fr.)
LG	73	Dasan Smith (6-6, 290, R-Fr.)
	75	Blake Schlegel (6-6, 320, Sr.)
C	55	Ryan Blum (6-1, 295, R-So.) OR
	58	Apisa Poumele (6-2, 300, Jr.)
RG	59	Brady Ploucha (6-5, 305, R-Jr.)
	70	Jacob Russell (6-4, 295, R-Jr.)
RT	76	Martin Koivisto (6-7, 305, R-Jr.)
	77	Jacob Saurbeck (6-7, 315, R-Fr.)
	71	Luis Martinez (6-5, 300, Sr.)
QB	2	Joe Labas (6-4, 210, R-Sr.)
	7	Angel Flores (6-1, 210, Jr.)
	10	Marcus Beamon (6-0, 195, Jr.)
RB	5	Nahree Biggins (6-1, 210, R-Sr.) OR
	6	Trey Cornist (6-0, 215, R-So.)
	22	Brock Townsend (6-0, 220, R-Fr.)
TE	8	DeCorion Temple (6-5, 245, R-Jr.)
	88	Henry Dryden (6-3, 220, R-Sr.)
	48	Nathan VanTimmeren (6-4, 230, R-So.)
FB	41	Rusty VanWetzinga IV (6-0, 230, R-So.)
WR	19	Tommy McIntosh (6-5, 210, Jr.)
	86	Collin Payne (6-2, 205, Jr.)
WR	20	Langston Lewis (6-0, 195, R-Jr.)
	9	Justin Ruffin, Jr. (5-9, 160, Fr.)
WR	3	Tyson Davis (5-10, 175, R-Jr.)
	35	Camden Kruisenga (6-2, 175, R-Fr.)

DEFENSE

DE	97	Michael Heldman (6-4, 260, R-Sr.)
	81	Malik Denkins (6-3, 250, R-Jr.)
	85	JJ Douglas (6-5, 220, Fr.)
NG	98	Jonathan Decker (6-5, 300, R-Sr.) AND
	96	Quavion Bird (6-1, 310, R-Fr.)
DE	93	D.J. Bennett (6-5, 250, Sr.)
	95	Joey VanWetzinga (6-2, 260, Fr.)
	49	Keshawn Hayden (6-0, 250, R-So.)
OLB	56	Korver Demma (6-3, 245, So.)
	45	Xavier White (6-0, 235, So.)
MLB	12	Jordan Kwiatkowski (6-1, 235, Sr.)
	33	Victor Earl (6-2, 215, R-Fr.)
WLB	40	Lawai'a Brown (6-0, 230, R-Sr.)
	29	Andre Thomas, Jr. (6-1, 210, Fr.)
OLB	1	Dakota Cochran (6-2, 240, R-Sr.)
	45	Xavier White (6-0, 235, So.)
CB	4	Jaion Jackson (5-10, 160, So.)
	6	Kalen Carroll (6-1, 185, R-Jr.)
SS	15	Caleb Spann (6-0, 195, R-Sr.)
	17	Maddix Blackwell (5-10, 190, Sr.)
FS	2	Elijah Rikard (6-1, 190, R-Sr.)
	10	Elijah Gordon (6-0, 205, Sr.)
CB	3	Brenden Deasfernandes (6-0, 195, Sr.)
	8	Aakeem Snell (6-3, 180, Sr.)

SPECIAL TEAMS

PK	47	Cade Graham (5-8, 165, R-Sr.)
	38	Caden VanHuis (6-0, 190, Fr.)
KO	47	Cade Graham (5-8, 165, R-Sr.)
	38	Caden VanHuis (6-0, 190, Fr.)
P	18	Declan Duley (6-1, 215, R-So.)
	31	Zac Chapeau (6-2, 215, R-Fr.)
H	18	Declan Duley (6-1, 215, R-So.)
LS	30	Ben Pratt (6-0, 225, R-Sr.)
	50	Lincoln Epstein (5-10, 230, R-Fr.)
PR	15	Caleb Spann (6-0, 195, R-Sr.)
	9	Justin Ruffin, Jr. (5-9, 160, Fr.)
KOR	5	Nahree Biggins (6-1, 210, R-Sr.)
	9	Justin Ruffin, Jr. (5-9, 160, Fr.)

CENTRAL MICHIGAN: THE LAST TIME

TEAM STATS

Statistic	Occasion (Date)	GP
Scored 40+ points:	49, Wagner, Sept. 20, 2025	8
Scored 50+ points:	66, Central Connecticut State, Aug. 29, 2024	24
Scored 60+ points:	66, Central Connecticut State, Aug. 29, 2024	24
Scored 70+ points:	80, Ferris State, Oct. 9, 1920	1065
Scored 10 points or less:	3, Toledo, Nov. 29, 2025	0
Scored 7 points or less:	3, Toledo, Nov. 29, 2025	0
Was shutout:	61-0, at Wisconsin, Sept. 7, 2019	77
Was shutout at home:	27-0, Ball State, Sept. 30, 1978	554
Shutout an opponent:	41-0, Bucknell, Sept. 17, 2022	45
Shutout opp. at home:	41-0, Bucknell, Sept. 17, 2022	45
Shutout opp. on the road:	42-0, at Kent State, Oct. 6, 1990	422
Shutout MAC opp.:	42-0, Akron, Oct. 12, 1996	354
Shutout by a MAC opp.:	49-0, at Northern Illinois, Oct. 19, 2002	288
Shutout opp. in first half:	3-0, Toledo, Nov. 29, 2025	0
Held opp. w/o a TD:	6 pts, at Bowling Green, Oct. 18, 2025	5
Shutout in first half:	24-0, Ohio, Oct. 12, 2024	16
Shutout in second half:	21-0, Toledo, Nov. 29, 2025	0
Rushed for 200+ yards:	279, UMass, Oct. 25, 2025	4
Rushed for 300+ yards:	305, Eastern Michigan, Sept. 27, 2025	7
Rushed for 3+ TD:	3, UMass, Oct. 25, 2025	4
Rushed for 4+ TD:	4, at South Alabama, Sept. 23, 2023	35
Rushed for 5+ TD:	5, Western Michigan, Nov. 18, 2020	65
Rushed for 6+ TD:	6, at Ball State, Nov. 16, 2019	72
Rushed for >100 yds:	81, Toledo, Nov. 29, 2025	0
Rushed for >20 yds:	15, at Wisconsin, Sept. 7, 2019	78
Rushed 40+ times:	43, at Kent State, Nov. 19, 2025	1
Rushed 50+ times:	53, UMass, Oct. 25, 2025	4
200+ yds passing:	242, Toledo, Nov. 29, 2025	0
300+ yds passing:	378, CCSU, Aug. 29, 2024	24
350+ yds passing:	378, CCSU, Aug. 29, 2024	24
400+ yds passing:	408, at Oklahoma State, Sept. 1, 2022	48
450+ yds passing:	467, at Kansas, Sept. 9, 2017	105
490+ yds passing:	493, vs. Western Kentucky, Dec. 24, 2014	133
Passed for 4+TD:	4, Wagner, Sept. 20, 2025	8
Passed for 5+TD:	5, at Kansas, Sept. 9, 2017	105
Passed for 6+TD:	6, UNLV, Sept. 17, 2016	117
Passed for 7+TD:	7, vs. Western Kentucky, Dec. 24, 2014	133
400+ yds of offense:	502, UMass, Oct. 25, 2025	4
500+ yds of offense:	502, UMass, Oct. 25, 2025	4
600+ yds of offense:	615, Northern Illinois, Nov. 2, 2019	71
>300 yds of total off.:	297, at Kent State, Nov. 19, 2025	1
>200 yds of total off.:	139, at Michigan, Sept. 13, 2025	9
>100 yds of total off.:	58, at Wisconsin, Sept. 7, 2019	78
20+ first downs:	23, UMass, Oct. 25, 2025	4
25+ first downs:	26, San Diego State, Sept. 28, 2024	20
30+ first downs:	30, at Oklahoma State, Sept. 1, 2022	48
10+ penalties:	10, at Bowling Green, Oct. 18, 2025	5
15+ penalties:	15, Ohio, Oct. 12, 2024	19
100+ penalty yds:	133, Ohio (15 penalties), Oct. 12, 2024	19
Lost 2 or more fumbles:	2, Wagner, Sept. 20, 2025	8
Lost 3 or more fumbles:	3, at Toledo, Nov. 12, 2024	14
Scored a safety:	at Northern Illinois (fumbled punt snap went through the back of the end zone), Nov. 11, 2020	65
Allowed a safety:	Western Michigan (player tackled in end zone), Nov. 16, 2022	37
Forced 3+ turnovers:	5, Buffalo, Nov. 12, 2025	2
Forced 4+ turnovers:	5, Buffalo, Nov. 12, 2025	2
Forced 5+ turnovers:	5, Buffalo, Nov. 12, 2025	2
Forced 6+ turnovers:	6, Rhode Island, Aug. 31, 2017	106
Committed 4+ turnovers:	5, at Toledo (2 INT, 3 fumbles), Nov. 12, 2024	15
Committed 5+ turnovers:	5, at Toledo (2 INT, 3 fumbles), Nov. 12, 2024	15
Committed 6+ turnovers:	6, at FIU (5 INT, 1 fumble), Sept. 7, 2024	21
Intercepted 3+ passes:	3, at Toledo, Dec. 12, 2020	61

Intercepted 4+ passes:	5, Eastern Michigan, Nov. 8, 2017	96
Intercepted 5+ passes:	5, Eastern Michigan, Nov. 8, 2017	96
Intercepted 6+ passes:	6, Rhode Island, Aug. 31, 2017	106
Threw 3+ interceptions:	5, at Florida International, Sept. 7, 2024	23
Threw 4+ Interceptions:	5, at Florida International, Sept. 7, 2024	23
Threw 5+ Interceptions:	5, at Florida International, Sept. 7, 2024	23
Made 5+ sacks:	5, Buffalo, Nov. 12, 2025	2
Made 7+ sacks:	9, at Akron, Oct. 15, 2022	42
Made 9+ sacks:	9, at Akron, Oct. 15, 2022	42
Made 7+ TFL:	11, at Kent State, Nov. 19, 2025	1
Made 10+ TFL:	11, at Kent State, Nov. 19, 2025	1
Made 12+ TFL:	12, at Akron, Oct. 15, 2022	42
Made 16+ TFL:	16, at Ball State, Nov. 19, 2005	250
Forced 2+ fumbles:	2, Toledo, Nov. 29, 2025	0
Forced 3+ fumbles:	3, Buffalo, Nov. 12, 2025	2
Recovered 2+ fumbles:	3, Buffalo, Nov. 12, 2025	2
Recovered 3+ fumbles:	3, Buffalo, Nov. 12, 2025	2
Recovered 4+ fumbles:	4, at Akron, Oct. 27, 2018	85
Scored 2+ TD on fumb. ret.:	2, at Eastern Michigan, Oct. 19, 2024	17
Scored defensive TD:	2, Buffalo (INT-Kwiat/FR-Cochran), Nov. 12, 2025	2
Scored 2+ defensive TDs:	2, Buffalo (INT-Kwiat/FR-Cochran), Nov. 12, 2025	2
Scored def. & ST TD:	CCSU (INT return, Punt return, KO return) Aug. 29, 2024	24
Scored TD on PR & KOR:	CCSU, Aug. 29, 2024	24
Scored on KOR, PR, INT	CCSU, Aug. 29, 2024	24
	KOR-Stephan Bracey (87), PR-Donte Kent (68), INT-Aakeem Snell (47)	
Scored 2+ ST TDs:	CCSU, Aug. 29, 2024 (KOR-Stephan Bracey, 87, PR-Donte Kent, 68)	24
Scored 4+ touchdowns:	4, at Kent State, Nov. 19, 2025	1
Scored 5+ touchdowns:	5, Buffalo, Nov. 12, 2025	2
Scored 6+ touchdowns:	7, Wagner, Sept. 20, 2025	8
Scored 7+ touchdowns:	7, Wagner, Sept. 20, 2025	8
Scored 8+ touchdowns:	9, CCSU, Aug. 29, 2024	24
Scored 9+ touchdowns:	9, CCSU, Aug. 29, 2024	24
Blocked 2+ kicks:	2, at Toledo, Oct. 1, 2022	44
Blocked 3+ kicks:	4, at Michigan State, Sept. 8, 2001	305
Blocked 4+ kicks:	4, at Michigan State, Sept. 8, 2001	305
Scored 2+TD on blk kicks	2, at Michigan State, Sept. 8, 2001	305

INDIVIDUAL RUSHING

Statistic	Occasion (Date)	GP
100+ yards:	108, Brock Townsend, at Akron, Oct. 4, 2025	6
150+ yards:	151, B.J. Harris, Ball State, Sept. 21, 2024	20
200+ yards:	202, Marion Lukes, NIU, Oct. 31, 2023	27
2 players rush for 100+ yds:	Angel Flores (134), Nahree Biggins (113) Eastern Michigan, Sept. 27, 2025	7
20+ attempts:	22, Angel Flores, Eastern Michigan, Sept. 27, 2025	7
30+ attempts:	31, Lew Nichols, Ball State, Oct. 8, 2022	43
40+ attempts:	44, Lew Nichols, Eastern Michigan, Nov. 26, 2021	50
Consecutive 100-yd. gp:	2, Marion Lukes (110, Ohio, 118 at EMU), 2024	17
Consecutive 150-yd. gp:	5, Lew Nichols (192 NIU, 163 at WMU, 215 KSU, 219 at BSU, 194 EMU), 2021	50
50+ yard run:	58, Nahree Biggins, UMass, Oct. 25, 2025	4
60+ yard run:	66, Marion Lukes at EMU, Oct. 19, 2024	18
70+ yard run:	71, B.J. Harris, Ball State, Sept. 21, 2024	20
80+ yard run:	87, Bert Emanuel, Jr., Buffalo, Nov. 9, 2022	38
90+ yard run:	96, Ontario Sneed, vs. Ohio, Nov. 30, 2006	250
3+ rushing touchdowns:	3, Angel Flores, at Bowling Green, Oct. 18, 2025	5
4+ rushing touchdowns:	4, Jase Bauer, at South Alabama, Sept. 23, 2023	33
5+ rushing touchdowns:	5, Brian Pruitt, Toledo, Nov. 5, 1994	383



CENTRAL MICHIGAN VS. NORTHWESTERN

INDIVIDUAL PASSING

Statistic	Occasion (Date)	GP
Threw for 250+ yards:	275, Joe Labas, San Diego State, Sept. 28, 2024	20
Threw for 300+ yards:	342, Joe Labas, CCSU, Aug. 29, 2024	24
Threw for 350+ yards:	424, Daniel Richardson, at OSU, Sept. 1, 2022	48
Threw for 400+ yards:	424, Daniel Richardson, at OSU, Sept. 1, 2022	48
Threw for 490+ yards:	493, Cooper Rush, vs. WKU, Dec. 24, 2014	133
Completed 25 passes:	28, Jase Bauer, at Buffalo, Oct. 7, 2023	30
Completed 30 passes:	36, Daniel Richardson, at OSU, Sept. 1, 2022	48
Completed 35 passes:	36, Daniel Richardson, at OSU, Sept. 1, 2022	48
Threw for 40+ attempts:	43, Joe Labas, San Diego State, Sept. 28, 2024	21
Threw for 50+ attempts:	50, David Moore, at Miami, Fla., Sept. 21, 2019	78
Threw for 60+ attempts:	70, Kent Smith, at WMU, Nov. 12, 2005	251
Threw 3+ TD passes:	3, Joe Labas, Wagner, Sept. 20, 2025	8
Threw 4+ TD passes:	4, Daniel Richardson, at OSU, Sept. 1, 2022	48
Threw 5+ TD passes:	5, Shane Morris, at Kansas, Sept. 9, 2017	105
Consecutive 300-yard GP:	2, Cooper Rush (313 Buffalo, 316 BSU) 2015	125
Threw a 50+ yard pass:	75, J. Labas to L. Lewis, Buffalo, Nov. 12, 2025	2
Threw a 60+ yard pass:	75, J. Labas to L. Lewis, Buffalo, Nov. 12, 2025	2
Threw a 70+ yard pass:	75, J. Labas to L. Lewis, Buffalo, Nov. 12, 2025	2
Threw an 80+ yard pass:	80, David Moore, Eastern Michigan, Oct. 5, 2019	76
Threw a 90+ yard pass:	97, Cooper Rush, New Hampshire, Sept. 7, 2013	156

INDIVIDUAL RECEIVING

Statistic	Occasion (Date)	GP
100+ yards receiving:	118, Langston Lewis, Buffalo, Nov. 12, 2025	2
150+ yards receiving:	181, Titus Davis, Ohio, Oct. 4, 2014	140
200+ yards receiving:	208, Titus Davis, Western Michigan, Nov. 3, 2012	162
2 players with 100-yards:	Mark Chapman (168) and Corey Willis (140), at Kansas, Sept. 9, 2017	105
10+ receptions:	10, Jesse Prewitt, at So. Alabama, Sept. 23, 2023	33
12+ receptions:	13, Cody Wilson, at Navy, Nov. 13, 2010	184
14+ receptions:	15, Antonio Brown, at Akron, Nov. 23, 2007	224
Consecutive 100-yd. GP:	2, Langston Lewis (111 at WMU, 118 Buffalo) Nov. 1-12, 2025	2
Consecutive 10+ rec. GP:	2, Antonio Brown (13 Tol., 11 at BSU), 2009	198
50+ yard reception:	75, Langston Lewis, Buffalo, Nov. 12, 2025	2
60+ yard reception:	75, Langston Lewis, Buffalo, Nov. 12, 2025	2
70+ yard reception:	75, Langston Lewis, Buffalo, Nov. 12, 2025	2
80+ yard reception:	88, Nahree Biggins, Wagner, Sept. 20, 2025	8
90+ yard reception:	97, Titus Davis, New Hampshire, Sept. 7, 2013	156
2+ touchdown receptions:	2, Jesse Prewitt, at NIU, Sept. 30, 2024	13
3+ touchdown receptions:	3, Corey Willis, Ball State, Oct. 21, 2017	99
4+ touchdown receptions:	4, Titus Davis, vs. WKU, Dec. 24, 2014	133

INDIVIDUAL SPECIAL TEAMS

Statistic	Occasion (Date)	GP
Made 45+ yard field goal:	47, Cade Graham, at Bowling Green, Oct. 18, 2025	6
Made 50+ yard field goal:	56, 51, Tristan Mattson, at EMU, Oct. 19, 2024	17
Made 55+ yard field goal:	56, Tristan Mattson, at EMU, Oct. 19, 2024	17
Converted 2 50-yd FGs:	2, Tristan Mattson at EMU, Oct. 19, 2024	17
Game-winning field goal	28, Cade Graham, at San Jose St., Aug. 29, 2025	12
Made 3+ field goals:	3, Cade Graham, at Akron, Oct. 4, 2025	6
Made 4+ field goals:	4, Marshall Meeder (46, 51, 44, 38), Toledo, Oct. 16, 2021	55
Made 5+ field goals:	5, Andrew Aguila, vs. Troy, Jan. 6, 2010	194
Made 5+ PATs:	7, Cade Graham, Wagner, Sept. 20, 2025	9
Made 6+ PATs:	7, Cade Graham, Wagner, Sept. 20, 2025	9
Made 7+ PATs:	7, Cade Graham, Wagner, Sept. 20, 2025	9
Made 9+ PATs:	9, Novo Bojovic, Eastern Michigan, Oct. 3, 1981	523
60+ yard punt:	71, Declan Duley, at Pittsburgh, Sept. 6, 2025	11
70+ yard punt:	71, Declan Duley, at Pittsburgh, Sept. 6, 2025	11
Missed PAT:	Tristan Mattson (blocked), at NIU, Nov. 30, 2024	13
Scored TD on kickoff ret.:	87, Stephan Bracey, Jr., CCSU, Aug. 29, 2024	24
Scored TD on punt ret.:	68, Donte Kent, CCSU, Aug. 29, 2024	24
Scored 2 TD on KORs:	Never happened	1457
Scored 2 TD on PRs:	2, Kalil Pimpleton (70, 97), at Western Michigan, Nov. 3, 2021	53
Scored KORs in consec. GP	Never happened	1457

Scored on PRs in cons. GP:	Never happened	1457
Scored TD on PR & KOR:	Donte Kent (68 PR), Stephan Bracey (87 KOR), CCSU, Aug. 29, 2024	24
Scored TD on opening KO:	Tim Brazzel (79 yards), at Buffalo, Nov. 24, 2006	237
Blocked PAT:	Jayden Evans (D. Cochran 89 yard return PAT), Eastern Michigan, Sept. 30, 2023	32
Blocked field goal:	Dakota Cochran, Toledo, Nov. 29, 2025	0
Blocked punt:	Dakota Cochran, at Toledo, Oct. 1, 2022	44
Scored TD on blocked kick:	Lorenzo White (recovered in end zone), at Toledo, Nov. 26, 2010	183
Blocked 2+kicks:	2, Dan Bazuin, Kent State, Oct. 2, 2004	268
Blocked 3+kicks:	4, James King, at Michigan State (4 punts), at Michigan State, Sept. 8, 2001	305
Rec. fumble on kick/punt:	N/A	N/A
Scored 2-point conversion:	Lukes pass from Jefferson, Ohio, Oct. 12, 2024	17

INDIVIDUAL DEFENSIVE

Statistic	Occasion (Date)	GP
10+ tackles:	12, Jordan Kwiatkowski, Toledo, Nov. 29, 2025	0
15+ tackles:	15, Jordan Kwiatkowski, Ball State, Sept. 21, 2024	19
18+ tackles:	18, Malik Fountain, at NIU, Sept. 15, 2018	91
3.5+ tackles for loss	4.5, Jordan Kwiatkowski, at Kent St., Nov. 19, 2025	1
4.0+ tackles for loss:	4.5, Jordan Kwiatkowski, at Kent St., Nov. 19, 2025	1
5.0+ tackles for loss:	5.0, Mike Danna, Maine, Sept. 22, 2018	90
5.5+ tackles for loss:	5.5, Dan Bazuin, at Ball State, Nov. 19, 2005	250
7.0+ tackles for loss:	7.0, Gabe McMasters, NIU, Oct. 16, 1999	322
2.0+ sacks:	2.0, Michael Heldman, at Kent St., Nov. 12, 2025	1
3.0+ sacks:	4.0, Mike Danna, Maine, Sept. 22, 2018	90
4.0+ sacks:	4.0, Mike Danna, Maine, Sept. 22, 2018	90
2+ interceptions:	2, Daquan Jamison, at BGUSU, Oct. 19, 2019	74
3+ interceptions:	3, Josh Gordy, Army, 2007	229
2+ fumble recoveries:	2, Xavier Crawford, at Akron, Oct. 27, 2018	85
3+ fumble recoveries:	3, Steve Brograkos, at Ball State, Sept. 16, 1972	613
2+ fumbles forced:	2, Alonzo McCoy, at Ball State, Nov. 17, 2021	51
3+ fumbles forced:	3, Joe Ostman, at Ohio, Oct. 7, 2017	101
3+ pass breakups:	3, Donte Kent, Western Michigan, Nov. 16, 2022	37
4+ pass breakups:	4, Donte Kent, Kent State, Nov. 10, 2021	52
Scored TD on int. return:	J. Kwiatkowski (48 yards), Buffalo, Nov. 12, 2025	2
Scored TD on fumb. rec.:	D. Cochran (85 yards) Buffalo, Nov. 12, 2025	2

OPPONENTS-MISCELLANEOUS

Statistic	Occasion (Date)	GP
100-yard rushing game:	176, Jordan Gant, at Akron, Oct. 4, 2025	6
150-yard rushing game:	176, Jordan Gant, at Akron, Oct. 4, 2025	6
200-Yard rushing game:	316, Jordan Lynch, NIU, Oct. 19, 2013	150
300-Yard rushing game:	316, Jordan Lynch, NIU, Oct. 19, 2013	150
300-Yard passing game:	304, Eli Holstein, at Pitt, Sept. 6, 2025	11
400-Yard passing game:	493, Max Brosmer (32-50), UNH, Sept. 9, 2023	35
200-Yard receiving game:	295, Dylan Laube (12 rec.), UNH, Sept. 9, 2023	35
Two-Point Conversion:	Thornton pass from N. Cremoscoli, Northern Illinois, Nov. 2, 2022	52
50-Yard Field Goal:	50, Derek Morris, UMass, Oct. 25, 2025	4
Kickoff Return for TD:	De'Montre Tuggle (93 yards), Ohio, Nov. 4, 2020	67
Punt Return for TD:	Wayne Harris (59), at Kent State, Nov. 19, 2025	1
Interception Return for TD:	Tate Hallock (78 yards) WMU, Nov. 19, 2024	14
Blocked Punt Return for TD:	Richard Dames (6 yards), FIU, Sept. 25, 2021	58
Blocked Punt:	Sam Freeney, Ball State, Sept. 21, 2024	19
Blocked Field Goal:	Ron Stone, vs. Washington State, Dec. 31, 2021	41
Blocked PAT:	Cade Haberman, at NIU, Nov. 30, 2024	13
Fumble Returned for TD:	Austin Bailey (75 yards), Wagner, Sept. 20, 2025	8
Safety Recorded:	WMU (Bert Emanuel tackled in end zone), Nov. 16, 2022	37
Rushed for 3+ TDs:	3, Jon Wassink, Western Michigan, Oct. 20, 2018	86
Rushed for 4+ TDs:	4, Garrett Wolfe (226 yds), at NIU, Oct. 16, 2004	266
Passed for 4+ TDs:	4, Spencer Sanders, at Okla. State, Sept. 1, 2022	48
3+ touchdown receptions:	3, D'Wayne Eskridge (212 yards) Western Michigan, Nov. 18, 2020	65
50 Points Scored:	52, at Florida International, Sept. 7, 2024	23
4+ Field Goals:	5, Dom Dzuiban, at Miami (OH), Oct. 26, 2024	13
5+ Field Goals	5, Dom Dzuiban, at Miami (OH), Oct. 26, 2024	13

CENTRAL MICHIGAN RECORD BOOK

CAREER RECORDS

RUSHING YARDS BY A QUARTERBACK

#	Yards	Player (Attempts)	Years
1.	2948	Dan LeFevour (671)	2005-09
2.	957	Gary Hogeboom (351)	1976-79
3.	923	Ron Rummel (250)	1975-77
4.	900	Kent Smith (284)	2002-05
5.	844	Bert Emanuel, Jr. (145)	2022-24
6.	762	Ron Fillmore (281)	1983-85
7.	703	Erik Timpf (145)	1992-94
8.	694	Jase Bauer (174)	2022-23
9.	644	Mike Franckowiak (198)	1972-74
10.	542	Tommy Lazzaro (133)	2016-19
11.	519	Angel Flores (103)	2025-
12.	359	Derrick Vickers (223)	2000-03

RUSHING TDS BY A QUARTERBACK

#	TD	Player	Years
1.	47	Dan LeFevour	2006-09
2.	18	Kent Smith	2002-05
3.	16	Gary Hogeboom	1976-79
4.	15	Mike Franckowiak	1972-74
5.	14	Jase Bauer	2002-23
6.	13	Ron Rummel	1975-77
7.	12	Marcelle Carruthers	1984-87
	12	Bert Emanuel, Jr.	2022-24
9.	11	Tommy Lazzaro	2016-19
10.	9	Erik Timpf	1992-94
11.	8	Angel Flores	2025-

HIGHEST COMPLETION PERCENTAGE

#	Pct.	Player (Comp-Att.)	Years
1.	66.4	Dan LeFevour (1171-1763)	2005-09
2.	64.6	Quinten Dormady (190-294)	2019
3.	64.1	Joe Labas (220-343)	2024-25
4.	62.0	Cooper Rush (1022-1648)	2012-16
5.	59.0	Daniel Richardson (431-731)	2019-22
6.	58.7	Ryan Radcliff (791-1347)	2008-12
7.	57.9	Andy MacDonald (202-349)	1950-51
8.	57.9	Joe Youngblood (331-572)	1990-93

FEWEST PASSES HAD INTERCEPTED

#	Int.	Player (Attempts)	Years
1.	7	Eric Timpf (207)	1992-94
2.	8	Rob Rummel (261)	1975-77
	11	Tim Crowley (340)	1996-97
5.	13	Joe Labas (343)	2024-25
	13	Daniel Richardson (731)	2019-22
	13	Jase Bauer (346)	2002-03
8.	15	Kent Smith (785)	2002-05
	15	Marcelle Carruthers (386)	1984-87

AVERAGE YARDS PER PASS ATTEMPT

#	Avg.	Player (Attempts)	Years
1.	8.2	Joe Youngblood (572)	1999-93
	8.2	Mike Franckowiak (257)	1972-74
3.	8.1	Joe Labas (343)	2024-25
4.	7.9	Quinten Dormady (294)	2019
5.	7.8	Cooper Rush (1646)	2012-16
	7.8	Gary Hogeboom (395)	1976-79
7.	7.7	Chad Darnell (611)	1994-96
8.	7.6	Ron Rummel (262)	1974-77

9.	7.5	Erik Timpf (207)	1992-94
	7.5	Bob DeMarco (496)	1981-84
11.	7.4	Ryan Radcliff (1347)	2008-12

TOUCHDOWN:INTERCEPTION RATIO

#	Ratio	Player (Ratio)	Years
1.	3.38	Daniel Richardson (44/13)	2019-22
2.	2.83	Dan LeFevour (102/36)	2006-09
3.	2.20	Kent Smith (33/15)	2002-05
4.	1.64	Cooper Rush (90/55)	2012-16
5.	1.48	Derrick Vickers (34/23)	2000-03
6.	1.47	Ryan Radcliff (65/44)	2008-12
7.	1.46	Joe Labas (19/13)	2024-25
8.	1.43	Chad Darnell (33/23)	1994-96
9.	1.33	Andy MacDonald (24/18)	1950-51

FIELD GOALS MADE

#	No.	Player (Att-Yards)	Years
1.	56	Kevin Nicholl (56-72)	1986-89
2.	49	Rade Savich (49-87)	1975-78
3.	43	Chuck Selinger (43-66)	1990-93
4.	42	Andrew Aguila (42-58)	2007-09
5.	39	Paul Savich (39-63)	1998-01
6.	37	David Harman (3-48)	2009-12
7.	33	Novo Bojovic (33-61)	1979-82
8.	32	Brian Eavey (32-50)	2014-16
9.	30	Marshall Meeder (30-45)	2020-22
10.	24	M. Gruzowski (24-38)	2002-05
11.	23	Ryan Tice (23-33)	2018-19
	23	Tristan Mattson (23-32)	2023-24
13.	22	Brad Blasy (22-30)	1993-95
	22	Rick Albreski (22-39)	2005-06
15.	20	Mike Franckowiak (20-38)	1972-74
16.	17	Casey Wilson (17-27)	1996-97
17.	14	John Pakoski (14-25)	1968-69
	14	Cade Graham (14-16)	2024-25
19.	12	Ron Coluzzi (12-19)	2012-15
20.	10	Bruce Cameron (10-18)	1965-67

CONSECUTIVE FIELD GOALS MADE

#	No.	Player	Years
1.	10	David Harman Oct. 1-Nov. 4, 2011 (NIU, at Kent State)	
	10	Marshall Meeder Nov. 4, 20-Sept. 11, 21 (Ohio, Robert Morris)	
	10	Tristan Mattson Sept. 14-Oct. 26, 2024	
4.	9	Cade Graham Sept. 27, 2025-current	
5.	8	Marshall Meeder Oct. 9-23, 2021	
	8	Andrew Aguila Sept. 27-Nov. 12, 2008	
7.	7	Brian Eavey Oct. 3-Nov. 10, 2015	

TACKLES FOR LOSS

#	No.	Player (Yards)	Years
1.	63.5	Dan Bazuin (354)	2003-06
2.	46.5	Joe Ostman (195)	2013-17
3.	40.0	Pat Brackett (213)	1981-84
	40.0	Mark Bennett (85)	1972-74
	40.0	Jon McCall (195)	1995-98
6.	39.0	Frank Zombo (193)	2005-08
7.	36.0	Rick Newsome (110)	1972-74
8.	35.0	Jovan Clarke (117)	2001-02
9.	34.5	Troy Hairston (172)	2017-21

10.	34.0	Michael Heldman (135)	2021-25
	34.0	Calvin Massenberg (91)	1995-98

SACKS

#	No.	Player (Yards)	Years
1.	35.5	Dan Bazuin (268)	2003-06
2.	28.0	Joe Ostman (156)	2013-17
3.	25.5	Frank Zombo (165)	2005-09
4.	22.0	Jon McCall (148)	1995-98
5.	21.0	Mike Nettie (87)	1989-92
6.	19.5	Michael Heldman (79)	2021-25
7.	18.0	Pat Brackett	1981-84
8.	17.0	Michael Hester (129)	1993-96
9.	16.5	Steven Friend (640)	2004-07
	16.5	Troy Hairston (125)	2017-21
11.	16.0	Mark Dennis (70)	1986-89
12.	15.5	Thomas Incoom (116)	2021-22
13.	15.0	Mike Kyler (121)	1990-93
	15.0	Phil Zielinski (96)	1984-87
	15.0	Mike Danna (125)	2015-18

QUARTERBACK HURRIES

#	No.	Player	Years
1.	28	Michael Heldman	2021-25
2.	15	Jacques Bristol	2019-23
	15	Blake Serpa	2011-15
4.	14	Mike Danna	2015-18
5.	12	Justin Whiteside	2019-24
	12	Frank Zombo	2005-09
	12	Troy Hairston II	2017-21
	11	Joe Ostman	2013-17
8.	10	Thomas Incoom	2021-22

FORCED FUMBLES

#	No.	Player	Years
1.	10	Dan Bazuin	2003-06
2.	9	Joe Ostman	2013-17
3.	6	Alonzo McCoy	2016-21
	6	Jon McCall	1995-98
5.	5	Eddie Hillery	2000-03
	5	Armond Staten	2008-11
	5	Matt Berning	2007-10
	5	Nick Bellore	2007-10
10.	4	Michael Heldman	2021-25
	4	Dakota Cochran	2021-25
	4	9 others with 4	

BLOCKED KICKS

#	No.	Player	Years
1.	12	James King	2001-04
2.	4	Jabari Dean	2012-16
	4	Dan Bazuin	2003-06
4.	3	Vince Agnew	2006-10
	3	Mark Bennett	1972-74
3.	3	Dakota Cochran	2021-25
7.	2	Phil Zielinski	1984-87
	2	Doug Kress	2003-06
	2	Winslow Chapman	2012-16
10.	Many players with 1 including:		
	1	Jordan Kwiatkowski	2022-25



CENTRAL MICHIGAN RECORD BOOK

SEASON RECORDS

RUSHING YARDS BY A QUARTERBACK

#	Yards	Player (Attempts)	Year
1.	1122	Dan LeFevour (188)	2007
2.	713	Dan LeFevour (183)	2009
3.	592	Dan LeFevour (168)	2008
4.	561	Ron Fillmore (119)	1983
5.	521	Dan LeFevour (132)	2006
6.	519	Angel Flores (103)	2025
7.	496	Bert Emanuel, Jr. (67)	2022
8.	476	Mike Franckowiak (131)	1974
9.	463	Eric Timpf (117)	1994
10.	443	Kent Smith (157)	2005

RUSHING TDS BY A QUARTERBACK

#	TD	Player	Year
1.	19	Dan LeFevour	2007
2.	15	Dan LeFevour	2009
3.	13	Mike Franckowiak	1974
4.	10	Jase Bauer	2023
	10	Kent Smith	2004
6.	9	Gary Hogeboom	1979
7.	8	Tommy Lazzaro	2019
	8	Angel Flores	2025

FIELD GOALS MADE

#	No.	Player (Att-Yards)	Year
1.	20	Kevin Nicholl	1989
2.	17	Andrew Aguila	2009
	17	Marshall Meeder	2021
4.	16	Tristan Mattson	2024
	16	Andrew Aguila	2008
	16	Kevin Nicholl	1987
	16	Brian Eavey	2015
	15	David Harman	2012
	15	Rade Savich	1978
	15	Chuck Selinger	1991
11.	14	Brad Blasy	1995
	14	Miek Gruzowski	2002
	14	Rade Savich	1976
	14	Cade Graham	2025

BEST FIELD GOAL ACCURACY

#	Pct.	Player	Year
1.	88.9	Tristan Mattson (16-18)	2024
2.	87.5	Cade Graham (14-16)	2025
3.	85.7	Kevin Nicholl (12-14)	1988
4.	83.3	Kevin Nicholl (20-24)	1989
	83.3	Ryan Tice (10-12)	2018
6.	81.2	Chuck Selinger (13-16)	1993
	81.2	Dave Harman (13-16)	2011
8.	77.8	Brad Blasy (14-18)	1995

HIGHEST PCT. OF EXTRA POINTS MADE

#	Avg.	Player	Year
1.	100.0	Ryan Tice (47-47)	2019
	100.0	Brian Eavey (42-42)	2016
	100.0	Brad Blasy (40-40)	1994
	100.0	Brian Eavey (38-38)	2015
	100.0	Miek Gruzowski (35-35)	2003
	100.0	Cade Graham (34-34)	2025
	100.0	David Harman (32-32)	2011
	100.0	Paul Savich (28-28)	2001
	100.0	Novo Bojovic (25-25)	1982
	100.0	Paul Savich (24-24)	1998
	100.0	Kevin Nicholl (20-20)	1987

SACKS

#	No.	Player	Years
1.	16.0	Dan Bazuin	2005
2.	14.0	Joe Ostman	2017
3.	11.5	Thomas Incoom	2022
4.	10.5	Dan Bazuin	2006
	10.5	Michael Heldman	2025
6.	9.5	Steven Friend	2004
	9.5	Mike Danna	2018
8.	9.0	Joe Adam	1999
	9.0	Kevin Egnatuk	1983
	9.0	Troy Hairston	2021
	9.0	Mike Nettie	1991
	9.0	Joe Ostman	2016
	9.0	Frank Zombo	2008
	9.0	Jon McCall	1997
15.	8.0	Mike Nettie	1992
	8.0	Jon McCall	1997
	8.0	Walter Jenkins	1999
18.	7.5	Frank Zombo	2007

QUARTERBACK HURRIES

#	No.	Player	Years
1.	10	Michael Heldman	2023
2.	9	Michael Heldman	2025
3.	8	Michael Heldman	2024
4.	7	Mike Danna	2018
	7	Troy Hairston	2021



HEAD COACH MATT DRINKALL

FIRST SEASON AT CMU/22ND YEAR OVERALL 7-5 AT CENTRAL MICHIGAN, 49-22 OVERALL

Matt Drinkall was named the 30th football coach at Central Michigan University on Dec. 9, 2024. A 22-year football coaching veteran, Drinkall spent the previous six years as an assistant coach, offensive line coach and co-offensive coordinator on Jeff Monken's staff at Army West Point.

Drinkall helped lead Army West Point in 2024 to a 12-2 record, a No. 22 national ranking in the College Football Playoff poll, and an American Athletic Conference championship in Army's first year in the league as the Black Knights defeated Tulane, 35-14, in the conference title game. The 12 wins marked a program record as the Black Knights closed the historic season with win over Louisiana Tech in the Independence Bowl.

On offense, Army led the nation in rushing (314.4 yards per game), averaged 32.92 points per game, ranked No. 4 nationally in third-down conversion percentage (50.3), averaged 397.6 total yards per game, and led the nation in possession time (35:42). Drinkall's offensive line won the 2024 Joe Moore Award, which goes the most outstanding offensive line unit in college football. Drinkall was named the 2024 FootballScoop Offensive Line Coach of the Year.

Drinkall replaced Jim McElwain, who announced his retirement on Nov. 20, 2024, after six seasons at the helm.

Drinkall's Midwestern roots, coaching success, experience, and commitment to both athletics and academics made him a perfect fit for

THE MATT DRINKALL FILE

THE FACTS

Birthdate
November 8, 1982

Hometown
Bettendorf, Iowa

High School
Bettendorf High School

College
BA, Western Illinois, 2005
MA, Western Illinois, 2007

Family
Wife - Kim; daughter - Madison



COACHING HISTORY

2003-05
Bettendorf High School
*Wide Receivers/
Defensive Backs Coach*

2006-08
Western Illinois
Tight Ends Coach

2008-09
St. Ambrose College (Iowa)
Wide Receivers Coach

2010-12
St. Ambrose College (Iowa)
Offensive Line Coach

2012-14
St. Ambrose College (Iowa)
Offensive Coordinator

2014-19
Kansas Wesleyan
*Head Coach/
Offensive Coordinator*

2019
Army West Point
Quality Control Coach

2020-22
Army West Point
Tight Ends Coach

2023
Army West Point
*Co-Offensive Coordinator/
Offensive Line Coach*

2024
Army West Point
Offensive Line Coach

2025
Central Michigan
Head Coach

COACHING ACCOMPLISHMENTS

2024 American Athletic Conference regular season champions (Army) ... 2024 Joe Moore Award, college football's offensive line of the year ... 2024 FootballScoop Offensive Line Coach of the Year ... 2018 AFCA/NCAA Top 35 Coaches Under 35 Honoree ... 2018 KCAC champions (Kansas Wesleyan) ... 2018 KCAC Coach of the Year (Kansas Wesleyan) ... 2012 MSFCA Conference Assistant Coach of the Year (St. Ambrose).

BOWL GAMES COACHED

2024 American Athletic Conference championship ... 2024 Radiance Technologies Independence Bowl ... 2021 Armed Forces Bowl (Army) ... 2020 AutoZone Liberty Bowl (Army) ... 2002 Orange Bowl (Iowa).

DRINKALL BY THE NUMBERS

21 years of college coaching experience
5 years as a head coach
3 bowl game appearances
2024 AAC Champions at Army
42-17 record as a head coach (Kansas Wesleyan)
Midwestern born and bred



HEAD COACH MATT DRINKALL (CONTINUED)

Central Michigan, Associate Vice President/Zyzlewski Family Director of Athletics Amy Folan said.

"Matt has been successful everywhere he's been," she said. "He is very innovative, he's been a student of the game, and has a passion for college football. He's coming from an institution in Army West Point that puts a premium on leadership. He has had success as a head coach and has a reputation as a player's coach. With Matt's background and abilities, he is the perfect fit to lead us into the next chapter of Central Michigan Football."

"Matt Drinkall brings an impressive track record of leadership, innovation, and success to Central Michigan University," CMU President Dr. Neil MacKinnon said. "His commitment to excellence both on and off the field aligns with our values and our vision for the future of CMU Football. We are excited to welcome Matt and his family to Mount Pleasant, and we look forward to seeing how his passion and experience will inspire our student-athletes and energize the CMU Chippewa community."

In his six seasons at Army West Point, Drinkall helped lead the Black Knights to a combined 81-56 record and to three game bowl game appearances. He served as the offensive line coach (2023-24), co-offensive coordinator (2023), tight ends coach (2020-22), and quality control coach (2019).

He helped Army transition from a flexbone offense to a comprehensive power rushing attack. Drinkall played a role in the development and success of the offensive line that in 2023 averaged 208 rushing yards per game, ranking No. 7 in the nation.

In 2022, Drinkall's tight ends helped an offense that was dominant on the ground as Army finished second nationally with 38 rushing touchdowns and four times rushed for more than 450 yards in a game.

In 2021, Drinkall's group played a key role in the run game, helping the offense rank in the top five in several rushing categories, including a best-in-the-nation 46 run TDs. Drinkall's position group helped anchor an offense that led Army to a 9-3 record and the Commander-in-Chief's Trophy for the third time in four seasons. In 2019, Drinkall joined the Black Knight coaching staff as offensive quality control, working with the quarterbacks.

"My wife Kim and I are deeply humbled and honored to join the Central Michigan University family," Drinkall said during his introductory news conference. "We are so excited to get back to our Midwest roots and to be a part of this passionate community. We cannot wait to build meaningful relationships and help contribute to the success of this storied program. We are also honored to follow in the footsteps of the McElwains, who have meant so much to college football. Fire Up Chips!"

Before joining Army West Point, Drinkall put together a successful five-year stint as the head coach at Kansas Wesleyan University from 2014-19, while also serving as the program's Offensive Coordinator. Over the final four seasons of his tenure, Kansas Wesleyan put together the best four-year run in school history as he guided the Coyotes to a combined 42-17 record.

His team produced two Kansas Collegiate Athletic Conference Most Valuable Player award winners, two Offensive Player of the Year honorees, and a Defensive Player of the Year winner. That four-season stretch produced 11 All-Americans and 64 all-conference selections.

In Drinkall's final season (2018) at Kansas Wesleyan, the Coyotes posted the best season in program and conference history, a 13-1 record including a 10-0 league ledger and the school's first conference title since 2002. The Coyotes advanced to the semifinals of the national

playoffs, shattering several school, Kansas Collegiate Athletic Conference, and NAIA records during their historic season.

Utilizing a no-huddle, power-spread offense, the Drinkall-led offense set conference and school records for points per game (54.3) and yards per game (530.8). The 2018 offense was led by a quarterback who accounted for 3,739 yards and 47 touchdowns and a running back who rolled up 2,788 yards and 41 total touchdowns.

Averaging seven-plus yards per play, the 2018 Coyote offense set more than 20 conference and school records for total points, total yards, points in a game (83), points in a half (69), and points in a quarter (49). Drinkall coached the nation's leading rusher and scorer.

In 2018, the Coyotes swept the major conference awards, with running back Demarco Prewitt earning the Most Valuable Player Award, quarterback Johnny Feauto picking up the Offensive Player of the Year Award, and defensive lineman Shaq Bradford taking the Defensive Player of the Year Award. Drinkall and that trio led the Coyotes to a final national rank of No. 4, the best in program history.

From 2015-17, the Coyotes posted 27 wins including a 23-5 record in conference play. During that stretch, KWU reached the No. 10 spot in the Top 25 poll, matching the highest ranking in program history. In 2015, Drinkall led the Coyotes to a 10-win season and their first NAIA playoff berth in 13 seasons. Kansas Wesleyan ranked fifth nationally in total offense and seventh in the nation in scoring. Quarterback Jack Curran, the KCAC Player of the Year, ranked third in NAIA in total offense and fourth in the nation in total offense.

In 2014, Drinkall accepted the head coaching position at Kansas Wesleyan and was tasked with rebuilding the program from top to bottom, including roster, facilities, and branding. Drinkall, who was the second-youngest head coach in college football at the time of his hiring, posted a 2-9 regular season record in his first season, but then quickly rebounded to go 10-1 in 2015.

Drinkall served as offensive coordinator at St. Ambrose University in Davenport, Iowa from 2008-14. While at St. Ambrose under head coach Todd Sturdy, Drinkall directed the Fighting Bees' offense that in 2013 ranked fourth in the nation in scoring offense (44.2 points per game), total offense (505.9 yards per game) and passing offense (326.3 yards per game).

Under Drinkall's direction, St. Ambrose quarterback Eric Williamson was twice named the conference player of the year, setting several program records in the process. Drinkall was named the conference assistant coach of the year in 2012 in a conference that had produced national champions in the three prior seasons.

Before St. Ambrose, Drinkall spent two seasons at Western Illinois as the tight ends coach under head coach Don Patterson. In his time with the Leathernecks, Drinkall developed the program into one of the top rushing offenses in the country.

Drinkall began his coaching career at his alma mater, Bettendorf (Iowa) High School, where he coached defensive backs and wide receivers. Among his protégés at Bettendorf was linebacker Pat Angerer, who went on to play for the Indianapolis Colts. In 2004, Drinkall helped Bettendorf to a 13-0 finish and a state championship.

Drinkall played wide receiver at Iowa and then began his coaching career as a student coach with the Hawkeyes following a career-ending injury. In 2002, Iowa went undefeated in Big Ten play, finished 11-2, and appeared in the Orange Bowl and finished the year ranked eighth nationally.

Drinkall, wife Kim, and daughter Madison live in Mount Pleasant, Mich.

JIM CHAPIN • OFFENSIVE COORDINATOR/QB

1st year at CMU • 17th overall • Michigan, 2009

- In his first year at CMU's offensive coordinator/quarterbacks coach.
- Served three years at Eastern Washington (2022-24) as the offensive coordinator/quarterbacks coach.
- Guided the Eagles to a top-10 offense in 2024, 442.0 yards per game, 35.8 points per game, 229.2 yards rushing per game. In 2023, EWU ranked No. 15 nationally in scoring offense (32.3) and No. 21 in total yards per game (417.6).
- Spent four seasons at Sioux Falls (2017-21) as associate head coach/offensive coordinator/quarterbacks coach where he went 32-14.
- Also worked at UC Davis (2015-16), Indiana, Pa. (2012-14), Adrian (2010-11).
- Troy, Mich. native whose parents both attended Central Michigan.



SEAN CRONIN • DEFENSIVE COORDINATOR/LB

1st year at CMU • 23rd overall • Georgetown (Ky.), 2002

- Joined Central Michigan staff after working three years as the defensive line coach at Army with Matt Drinkall.
- Known for tough, physical and efficient defensive play.
- Helped lead Army to an 12-2 overall record, No. 22 national ranking in the College Football Playoff and AAC championship in 2024.
- Over 23 years of defensive experience as a defensive line, linebackers, defensive ends coach.
- Also has worked on staffs at Colorado State (2020-21), South Florida (2017-19), Marshall (2005, 2010, 2013-16), Temple (2011-12), Florida (2006-08), Clarion, Pa. (2002-04).
- Detroit native who has helped guide nine programs to bowl berths, two national championships, and three conference titles.



SHELDON CRONEY • RUNNING BACKS

1st year at CMU • 3rd overall • Iowa State, 2019

- Joined the Central Michigan staff after two years as Graduate Assistant at Iowa State (running backs).
- Helped lead Iowa State to back-to-back bowl game appearances, including a 10-3 overall record and 7-2 record in Big 12 play while averaging 161.69 yards rushing per game, rushing for 2,102 yards and 24 touchdowns.
- Four-year running back at Iowa State where he earned a BA in criminal justice (2019) and MA in higher education (2024).



CHRISTIAN DUKES • CORNERBACKS

1st year at CMU • 10th overall • Toledo, 2015

- Joined the Central Michigan staff from Youngstown State, where he spent three years as cornerbacks coach and recruiting coordinator and helped the Penguins advance to the 2023 FCS playoffs.
- Also has worked on staffs at Tiffin (2018, 2020-21), North Park, Ill. (2019) and on high school staffs.
- Named to the 2022 FootballScoop Minority Watch List/Rising Stars
- Has developed 17 all-conference and one All-America selection.



BRANDON JOHNSON-FARRELL • WIDE RECEIVERS

1st year at CMU • 10th overall • Rhode Island, 2012

- Prio to CMU, spent one year each at Lindenwood (2024), Eastern Washington (2023), and Valdosta State (2022) as a wide receivers and running backs coach.
- Worked at Sioux Falls (2016-21) as a graduate assistant and special teams coordinator/wide receivers coach.
- Native of Odenton, Md., who attended Rhode Island where he was a four-year starter and two-time all-conference wide receiver who finished with 198 receptions, 2064 receiving yards, and 5,083 all-purpose yards.



WES FLEMING • SAFETIES

1st year at CMU • 36th overall • Sonoma State, 1988

- Joined the CMU staff from Cincinnati, where he served the last two years as assistant defensive backs coach.
- Also coached at Nebraska (2022), Army (2021), Midland, Neb. (2019-20), Kansas Wesleyan (2016-18), and St. Ambrose (2015).
- As offensive coordinator under Matt Drinkall at KWU, led the team to a 13-0 record while setting program records for wins (13), total yards (6,935) and points (676).
- Worked on two different staffs with Matt Drinkall (Army and KWU).



DEREK FULTON • CO-OFF. COORDINATOR/TIGHT ENDS

1st year at CMU • 7th overall • Grand View, 2016

- Prior to CMU, spent six years at Grand View as its Offensive Coordinator and led the Vikings to a 72-5 overall record, the 2024 NAIA national championship and six consecutive league titles.
- Two-time winner of the Heart of America Athletic Conference Assistant Coach of the Year.
- Led Grand View to a combined 41-6 record and 2013 national title from 2012-15 as the starting quarterback. Earned 2014 NAIA All-America honors and was a two-time HAAC Player of the Year honoree.



TESFA SMITH • DEFENSIVE LINE

1st year at CMU • 26th overall • Lakeland, Ill., 1998

- Joined the CMU coaching staff after 10 years as the Defensive Run Game Coordinator/Defensive Line Coach at Ferris State (2014-24).
- Helped guide Ferris State to three NCAA Division II national titles (2021, 2022, and 2024), six GLIAC titles, six regional titles, six national quarterfinal appearances, 122-14 record.
- Also has worked on staffs at Saginaw Valley State (1999-04, 2007-13), MacMurray College, Ill. (2005-06).
- Member of the Lakeland, Ill. Athletic Hall of Fame.



HAYDEN MACE • OFFENSIVE LINE

1st year at CMU • 9th overall • Linfield College, 2012

- Joined the CMU coaching staff after two years at Eastern Washington, where he was the Run Game Coordinator/Offensive Line Coach in 2024.
- Helped lead a 2024 EWA offense that ranked among the nation's top-10 in nine major statistical categories including first/third down conversions, rushing yards per game (229.3), red zone conversion, total yards per game (444.3), points per game (35.8).
- Worked on staffs at Sioux Falls (2020-22), Utah State (2019), Eastern Washington (2017-18, 2023-24).



KEITH MURPHY • SPECIAL TEAMS COORDINATOR

6th year at CMU • 28th overall • Washington, 1997

- Finalist for the 2022 FootballScoop National Special Teams Coach of the Year award after CMU led the nation in blocked kicks (7), along with ranking among nation leaders in net punting and kickoff coverage.
- In first six years at CMU, special teams players have earned 15 MAC postseason awards.
- Coached 2021 MAC Special Teams Player of the Year Award winner Kalil Pimpleton, who led the nation in punt return average (19.1) and scored two punt return touchdowns.





2025 CENTRAL MICHIGAN ROSTER

NUMERICAL ROSTER

No.	Name	Pos.	Ht.	Wt.	Cl.	Hometown/Last School
0	Kendall Jones	WR	6-2	175	Jr.	Valrico, Fla. / New Mexico Military Inst. / Bloomingdale H.S.
1	Dakota Cochran	LB	6-2	240	R-Sr.	Shaker Heights, Ohio / Shaker Heights H.S.
2	Joe Labas (Lay-bes)	QB	6-4	210	R-Sr.	Brecksville, Ohio / Iowa / Brecksville-Broadview Heights H.S.
2	Elijah Rikard (Ri-Card)	DB	6-1	190	R-Sr.	Detroit, Mich. / UD Jesuit H.S.
3	Tyson Davis	WR	5-10	175	R-Jr.	Flint, Mich. / Goodrich H.S.
3	Brenden Deasfernandes (Dee-az-fernandez)	DB	6-0	195	Sr.	Detroit, Mich. / Iowa / Belleville H.S.
4	Jakivion Calip (Jah-kee-vee-ON Kay-lip)	RB	5-11	200	R-So.	Lewis Center, Ohio / Olentangy Orange H.S.
4	Jaion Jackson (Jay-on)	DB	5-10	160	So.	East St. Louis, Ill. / East St. Louis H.S.
5	Nahree Biggins (Nah-Ree)	RB	6-1	210	R-Sr.	Hillside, N.J. / Hillside H.S.
6	Kalen Carroll	DB	6-1	185	R-Jr.	Indianapolis, Ind. / Cincinnati / Center Grove H.S.
6	Trey Cornist	RB	6-0	215	R-So.	Cincinnati, Ohio / Tulane / Winton Woods H.S.
7	Ed Conoran	DB	5-10	185	R-Jr.	Dover, N.J. / DePaul Catholic H.S.
7	Angel Flores	QB	6-1	210	Jr.	Casa Grande, Ariz. / Northern Arizona / Casa Grande H.S.
8	Aakeem Snell (Ah-Keem)	DB	6-3	190	Sr.	Pittsburgh, Pa. / Saint Francis (Pa.) / Penn Hills H.S.
8	DeCorion Temple (Da-kor-ee-ON)	TE	6-5	245	R-Jr.	Ypsilanti, Mich. / Orchard Lake St. Mary's Prep
9	Justin Ruffin, Jr.	WR	5-9	160	Fr.	Buckner, Ky. / Christian Academy of Louisville
10	Marcus Beamon	QB	6-0	195	Jr.	Philadelphia, Miss. / Butte J.C. / Philadelphia H.S.
10	Elijah Gordon	DB	6-0	205	Sr.	Midland, Mich. / Saginaw Valley State / Midland H.S.
11	Josiah Booker	DB	5-10	150	R-Fr.	Sarasota, Fla. / Booker H.S.
12	Jordan Kwiatkowski (Quiet-cow-ski)	LB	6-1	235	Sr.	Sterling Heights, Mich. / Stevenson H.S.
12	Ethan Lane	QB	6-1	190	R-So.	Chandler, Ariz. / Basha H.S.
14	Daniel Gomez	QB	6-1	205	Fr.	Hanford, Calif. / Hanford H.S.
14	Fernando Sanchez III	LB	6-3	250	R-Sr.	Loganville, Ga. / Grayson H.S.
15	Jadyn Glasser	QB	6-2	230	R-Fr.	Tampa, Fla. / Venice Senior H.S.
15	Caleb Spann	DB	6-0	205	R-Sr.	New Orleans, La. / John Curtis Christian H.S.
16	Nasir Williams (Nah-seer)	WR	6-1	195	R-Fr.	Tallahassee, Fla. / Gadsden County H.S.
17	Maddix Blackwell	DB	5-10	190	Sr.	Bloomington, Ind. / Indiana State / Bloomington South H.S.
17	Braylen Naves	WR	6-2	190	Fr.	Davison, Mich. / Davison H.S.
18	Declan Duley (Dooley)	P	6-1	215	R-So.	El Paso, Ill. / Illinois / El Paso-Gridley H.S.
19	Tommy McIntosh	WR	6-5	210	Jr.	DeWitt, Mich. / Wisconsin / DeWitt H.S.
20	Langston Lewis	WR	6-0	195	R-Jr.	Savannah, Ga. / Islands H.S.
21	Jamari Allen	DB	5-11	170	R-So.	Detroit, Mich. / Warren De La Salle H.S.
22	Brock Townsend	RB	6-0	220	R-Fr.	Caledonia, Mich. / Caledonia H.S.
23	Kyle Krebs	DB	6-0	195	R-Jr.	Denver, Colo. / Mullen H.S.
24	Mekhi Jenkins (Muh-kye)	RB	5-9	190	R-So.	Detroit, Mich. / Royal Oak H.S.
24	Bryce Rowe	DB	5-11	165	R-Fr.	Southfield, Mich. / West Bloomfield H.S.
25	Trey Liebhardt (Leeb-hart)	DB	5-11	185	R-So.	Chardon, Ohio / Chardon H.S.
26	Cairo Rhodes (Ky-row)	LB	6-2	230	Sr.	Grand Rapids, Mich. / Coll. of the Canyons / Christian H.S.
27	Tysen Campbell	DB	6-0	180	R-Fr.	Akron, Ohio / Archbishop Hoban H.S.
28	Nolan Anderson	DB	5-10	195	Fr.	Menomonee Falls, Wis. / Menomonee Falls H.S.
29	Andre Thomas, Jr.	LB	6-1	210	Fr.	Detroit, Mich. / Belleville H.S.
30	Ben Pratt	LS	6-0	225	R-Sr.	Normal, Ill. / Normal Community H.S.
31	Zac Chapeau (Cha-poe)	PK/P	6-2	215	R-Fr.	Athens, Ga. / Athens Academy
32	Kadenn Rose	RB	5-8	190	R-Fr.	Mount Pleasant, Mich. / Sacred Heart H.S.
33	Victor Earl	LB	6-2	215	R-Fr.	Romeo, Mich. / Romeo H.S.
34	McKeegan Ferguson	HB	6-0	220	R-So.	Blanchard, Mich. / Montabella H.S.
35	Camden Kruisenga (Krewzenga)	WR	6-2	170	R-Fr.	Rockford, Mich. / Rockford H.S.
36	Jeremiah McKenzie	LB	6-2	195	Fr.	Starke, Fla. / Bradford H.S.
37	Jeremiah Alston	LB	5-11	210	R-So.	Detroit, Mich. / Redford-Union H.S.
38	Caden VanHuis (Van-Heis)	PK	6-0	190	Fr.	Holland, Mich. / Holland Christian H.S.
39	Max Macklem	DB	6-0	190	Fr.	Grand Blanc, Mich. / Goodrich H.S.
40	Lawai'a Brown (Luh-vye-uh)	LB	6-0	230	R-Sr.	Honolulu, Hawaii / Saint Louis H.S.
41	Keyton Jones	DB	5-9	185	R-Fr.	Avon, Ind. / Avon H.S.
41	Rusty VanWetzinga IV	HB	6-0	230	R-So.	Pleasant Valley, Iowa / Iowa / Pleasant Valley H.S.

No.	Name	Pos.	Ht.	Wt.	Cl.	Hometown/Last School
42	Landon Swanson	DL	6-3	220	R-Fr.	Charlevoix, Mich. / Charlevoix H.S.
43	Bryce Lambeth	DB	6-2	180	Sr.	South Lyon, Mich. / Temple / South Lyon H.S.
43	Braeden Tillman-Jones	WR	5-11	180	R-Jr.	Novi, Mich. / Walsh Univ. / South Lyon East H.S.
45	Xavier White	LB	6-0	235	So.	Los Angeles, Calif. / Sierra Canyon School
46	Germanuel Tanelus (Jer-man-you-ell)	RB	5-10	205	R-Jr.	North Lauderdale, Fla. / Fort Lauderdale H.S.
47	Cade Graham	PK	5-8	165	R-Sr.	Caledonia, Mich. / Caledonia H.S.
48	Nathan VanTimmeren	TE/DL	6-4	230	R-So.	Grand Rapids, Mich. / Grand Rapids Catholic Central H.S.
49	Keshawn Hayden (Key-shawn)	DL	6-0	250	R-So.	St. Louis, Mo. / East St. Louis H.S.
49	Jason Philpot-Dixon	RB	6-0	200	R-Jr.	Detroit, Mich. / Cass Technical H.S.
50	Lincoln Epstein	LS	5-10	230	R-Fr.	St. Charles, Ill. / North H.S.
52	Dominique Maiava (May-ah-vah)	OL	6-2	300	Jr.	Pago Pago, American Samoa Tuala / Laney J.C. / NMMI
53	Khari Johnson (Car-ee)	LB	5-11	220	R-So.	Wixom, Mich. / South Lyon East H.S.
54	Triston Pierre	OL	6-4	260	Fr.	Martinsburg, W.Va. / Quince Orchard H.S.
55	Ryan Blum (Bloom)	OL	6-1	295	R-So.	Chandler, Ariz. / Basha H.S.
56	Korver Demma	DL	6-3	245	So.	Gretna, Neb. / Northwestern Coll. / Nebraska / Gretna H.S.
58	Apisa Poumele (Poo-may-lay)	OL	6-2	300	Jr.	Tafuna, Pago Pago, American Samoa / NMMI / Tufuga H.S.
59	Brady Ploucha (Ploe-cha)	OL	6-5	305	R-Jr.	Allen Park, Mich. / Dearborn Divine Child H.S.
60	John Iannuzzi (Eye-an-uzi)	OL	6-4	315	Sr.	Belmont, Mass. / Columbia / Dexter Southfield H.S.
66	Matthew Nehf (Neff)	OL	6-3	295	R-So.	DeWitt, Mich. / DeWitt H.S.
68	Alex Toothman	OL	6-4	270	Fr.	Stevensville, Mich. / Lakeshore H.S.
69	Jacob Booth	OL	6-5	295	R-So.	Swartz Creek, Mich. / Swartz Creek H.S.
70	Jacob Russell	OL	6-4	295	R-So.	Glen Ridge, N.J. / Valparaiso / Glen Ridge H.S.
71	Luis Martinez	OL	6-5	300	Sr.	Oceanside, Calif. / West Liberty Univ. / Vista H.S.
72	Dane Sickler	OL	6-10	315	R-Fr.	Mount Horeb, Wis. / Fork Union Military Acad. / Mt. Horeb
73	Dasan Smith (Day-sen)	OL	6-6	290	R-Fr.	Marquette, Mich. / Marquette Senior H.S.
75	Blake Schlegel (Shlay-gul)	OL	6-6	320	Sr.	Bruning, Neb. / Concordia (Neb.) / Bruning-Dav.-Shickley H.S.
76	Martin Koivisto (Koyvistoe)	OL	6-7	305	R-Jr.	Shakopee, Minn. / Shakopee H.S.
77	Jacob Saurbeck	OL	6-7	315	R-Fr.	Oregon, Ohio / Clay H.S.
78	Talon Smith	OL	6-6	280	Fr.	Marquette, Mich. / Marquette Senior H.S.
80	Adam Kaminski	DL	6-7	240	R-Fr.	Cambridge, Ontario, Canada / Asheville (N.C.) H.S.
81	Malik Denkins	DL	6-3	250	R-Jr.	Cincinnati, Ohio / Hocking College / Woodward H.S.
81	Tayte Vanderleest	WR	6-3	210	R-So.	Muskegon, Mich. / Reeths-Puffer H.S.
82	Logan Borodychuk (Bah-road-ah-chuck)	TE	6-5	215	R-Fr.	Mount Pleasant, Mich. / Mount Pleasant H.S.
83	Travis Ambrose	TE	6-7	250	R-Fr.	Muskegon, Mich. / Muskegon Reeths-Puffer H.S.
84	Jordan Kelly	WR	6-0	180	R-So.	Beaumont, Texas / Mayde Creek H.S.
85	JJ Douglas	TE/DL	6-5	220	Fr.	Janesville, Wis. / Parker H.S.
86	Collin Payne	WR	6-2	205	Jr.	Lake Forest, Calif. / Golden West C.C. / El Toro H.S.
87	Jacob Kaminski	TE	6-6	255	Jr.	Cambridge, Ontario, Canada / Toronto / St. Benedict CSS
88	Henry Dryden	TE	6-3	220	R-Sr.	Boise, Idaho / S.D. School of the Mines / Boise H.S.
89	Rory Callahan	TE	6-4	245	R-So.	New Boston, Mich. / Huron H.S.
90	Oumar Conde (Con-dee)	DL	6-3	260	R-Jr.	Bronx, N.Y. / Myrtle Beach Collegiate / Capital Prep
91	Daniel Viramontes	DL	6-2	260	Jr.	Anaheim, Calif. / Golden West J.C. / Katella H.S.
93	D.J. Bennett	DL	6-5	250	Sr.	White Springs, Fla. / Louisburg College / Columbia H.S.
94	Dylan Fisher	DL	6-1	285	Sr.	Toledo, Ohio / Ohio Benedictine / Toledo Cent. Catholic H.S.
95	Joey VanWetzinga	DL	6-2	260	Fr.	Pleasant Valley, Iowa / Iowa / Pleasant Valley H.S.
96	Quavion Bird (Kway-vee-ON)	DL	6-1	310	R-Fr.	Lake Wales, Fla. / Bartow Senior H.S.
97	Michael Heldman	DL	6-4	260	R-Sr.	Romeo, Mich. / Romeo H.S.
98	Jonathan Decker	DL	6-5	300	R-Sr.	Elkhart, Ind. / Elkhart Central H.S.



2025 CENTRAL MICHIGAN ROSTER

ALPHABETICAL ROSTER

No.	Name	Pos.	Ht.	Wt.	Cl.	Hometown/Last School
21	Jamari Allen	DB	5-11	170	R-So.	Detroit, Mich. / Warren De La Salle H.S.
37	Jeremiah Alston	LB	5-11	210	R-So.	Detroit, Mich. / Redford-Union H.S.
83	Travis Ambrose	TE	6-7	250	R-Fr.	Muskegon, Mich. / Muskegon Reeths-Puffer H.S.
28	Nolan Anderson	DB	5-10	195	Fr.	Menomonee Falls, Wis. / Menomonee Falls H.S.
10	Marcus Beamon	QB	6-0	195	Jr.	Philadelphia, Miss. / Butte J.C. / Philadelphia H.S.
93	D.J. Bennett	DL	6-5	250	Sr.	White Springs, Fla. / Louisburg College / Columbia H.S.
5	Nahree Biggins (Nah-Ree)	RB	6-1	210	R-Sr.	Hillside, N.J. / Hillside H.S.
96	Quavion Bird (Kway-vee-ON)	DL	6-1	310	R-Fr.	Lake Wales, Fla. / Bartow Senior H.S.
17	Maddix Blackwell	DB	5-10	190	Sr.	Bloomington, Ind. / Indiana State / Bloomington South H.S.
55	Ryan Blum (Bloom)	OL	6-1	295	R-So.	Chandler, Ariz. / Basha H.S.
11	Josiah Booker	DB	5-10	150	R-Fr.	Sarasota, Fla. / Booker H.S.
69	Jacob Booth	OL	6-5	295	R-So.	Swartz Creek, Mich. / Swartz Creek H.S.
82	Logan Borodychuk (Bah-road-ah-chuck)	TE	6-5	215	R-Fr.	Mount Pleasant, Mich. / Mount Pleasant H.S.
40	Lawai'a Brown (Luh-vye-uh)	LB	6-0	230	R-Sr.	Honolulu, Hawaii / Saint Louis H.S.
4	Jakivion Calip (Jah-kee-vee-ON)	RB	5-11	200	R-So.	Lewis Center, Ohio / Olentangy Orange H.S.
89	Rory Callahan	TE	6-4	245	R-So.	New Boston, Mich. / Huron H.S.
27	Tysen Campbell	DB	6-0	180	R-Fr.	Akron, Ohio / Archbishop Hoban H.S.
6	Kalen Carroll	DB	6-1	185	R-Jr.	Indianapolis, Ind. / Cincinnati / Center Grove H.S.
31	Zac Chapeau (Cha-poe)	PK/P	6-2	215	R-Fr.	Athens, Ga. / Athens Academy
1	Dakota Cochran	LB	6-2	240	R-Sr.	Shaker Heights, Ohio / Shaker Heights H.S.
90	Oumar Conde (Con-Dee)	DL	6-3	260	R-Jr.	Bronx, N.Y. / Myrtle Beach Collegiate / Capital Prep
7	Ed Conoran	DB	5-10	185	R-Jr.	Dover, N.J. / DePaul Catholic H.S.
6	Trey Cornist	RB	6-0	215	R-So.	Cincinnati, Ohio / Tulane / Winton Woods H.S.
3	Tyson Davis	WR	5-10	175	R-Jr.	Flint, Mich. / Goodrich H.S.
3	Brenden Deasfernandes (Dee-az-fernandez)	DB	6-0	195	Sr.	Detroit, Mich. / Iowa / Belleville H.S.
98	Jonathan Decker	DL	6-5	300	R-Sr.	Elkhart, Ind. / Elkhart Central H.S.
56	Korver Demma	DL	6-3	245	So.	Gretna, Neb. / Northwestern Coll. / Nebraska / Gretna H.S.
81	Malik Denkins	DL	6-3	250	R-Jr.	Cincinnati, Ohio / Hocking College / Woodward H.S.
85	JJ Douglas	TE/DL	6-5	220	Fr.	Janesville, Wis. / Parker H.S.
88	Henry Dryden	TE	6-3	220	R-Sr.	Boise, Idaho / S.D. School of the Mines / Boise H.S.
18	Declan Duley (Dooley)	P	6-1	215	R-So.	El Paso, Ill. / Illinois / El Paso-Gridley H.S.
33	Victor Earl	LB	6-2	215	R-Fr.	Romeo, Mich. / Romeo H.S.
50	Lincoln Epstein	LS	5-10	230	R-Fr.	St. Charles, Ill. / North H.S.
34	McKeegan Ferguson	HB	6-0	220	R-So.	Blanchard, Mich. / Montabella H.S.
94	Dylan Fisher	DL	6-1	285	Sr.	Toledo, Ohio / Ohio Benedictine / Toledo Cent. Catholic H.S.
7	Angel Flores	QB	6-1	210	Jr.	Casa Grande, Ariz. / Northern Arizona / Casa Grande H.S.
15	Jadyn Glasser	QB	6-2	230	R-Fr.	Tampa, Fla. / Venice Senior H.S.
14	Daniel Gomez	QB	6-1	205	Fr.	Hanford, Calif. / Hanford H.S.
10	Elijah Gordon	DB	6-0	205	Sr.	Midland, Mich. / Saginaw Valley State / Midland H.S.
47	Cade Graham	PK	5-8	165	R-Sr.	Caledonia, Mich. / Caledonia H.S.
49	Keshawn Hayden (Key-shawn)	DL	6-0	250	R-So.	St. Louis, Mo. / East St. Louis H.S.
97	Michael Heldman	DL	6-4	260	R-Sr.	Romeo, Mich. / Romeo H.S.
60	John Iannuzzi (Eye-an-uzi)	OL	6-4	315	Sr.	Belmont, Mass. / Columbia / Dexter Southfield H.S.
4	Jaion Jackson (Jay-on)	DB	5-10	160	So.	East St. Louis, Ill. / East St. Louis H.S.
24	Mekhi Jenkins (Muh-kye)	RB	5-9	190	R-So.	Detroit, Mich. / Royal Oak H.S.
53	Khari Johnson (Car-ee)	LB	5-11	220	R-So.	Wixom, Mich. / South Lyon East H.S.
0	Kendall Jones	WR	6-2	175	Jr.	Valrico, Fla. / New Mexico Military Inst. / Bloomingdale H.S.
41	Keyton Jones	DB	5-9	185	R-Fr.	Avon, Ind. / Avon H.S.
80	Adam Kaminski	DL	6-7	240	R-Fr.	Cambridge, Ontario, Canada / Asheville (N.C.) H.S.
87	Jacob Kaminski	TE	6-6	255	Jr.	Cambridge, Ontario, Canada / Toronto / St. Benedict CSS
84	Jordan Kelly	WR	6-0	180	R-So.	Beaumont, Texas / Mayde Creek H.S.
76	Martin Koivisto (Koyvistoe)	OL	6-7	305	R-Jr.	Shakopee, Minn. / Shakopee H.S.
23	Kyle Krebs	DB	6-0	195	R-Jr.	Denver, Colo. / Mullen H.S.

No.	Name	Pos.	Ht.	Wt.	Cl.	Hometown/Last School
35	Camden Kruisenga (Krewzenga)	WR	6-2	170	R-Fr.	Rockford, Mich. / Rockford H.S.
12	Jordan Kwiatkowski (Quiet-cow-ski)	LB	6-1	235	Sr.	Sterling Heights, Mich. / Stevenson H.S.
2	Joe Labas (Lay-bes)	QB	6-4	210	R-Sr.	Brecksville, Ohio / Iowa / Brecksville-Broadview Heights H.S.
43	Bryce Lambeth	DB	6-2	180	Sr.	South Lyon, Mich. / Temple / South Lyon H.S.
12	Ethan Lane	QB	6-1	190	R-So.	Chandler, Ariz. / Basha H.S.
20	Langston Lewis	WR	6-0	195	R-Jr.	Savannah, Ga. / Islands H.S.
25	Trey Liebhardt (Leeb-hart)	DB	5-11	185	R-So.	Chardon, Ohio / Chardon H.S.
39	Max Macklem	DB	6-0	190	Fr.	Grand Blanc, Mich. / Goodrich H.S.
52	Dominique Maiava (May-ah-vah)	OL	6-2	300	Jr.	Pago Pago, American Samoa / Laney J.C. / NMMI
71	Luis Martinez	OL	6-5	300	Sr.	Oceanside, Calif. / West Liberty Univ. / Vista H.S.
19	Tommy McIntosh	WR	6-5	210	Jr.	DeWitt, Mich. / Wisconsin / DeWitt H.S.
36	Jeremiah McKenzie	LB	6-2	195	Fr.	Starke, Fla. / Bradford H.S.
17	Braylen Naves	WR	6-2	190	Fr.	Davison, Mich. / Davison H.S.
66	Matthew Nehf (Neff)	OL	6-3	295	R-So.	DeWitt, Mich. / DeWitt H.S.
86	Collin Payne	WR	6-2	205	Jr.	Lake Forest, Calif. / Golden West C.C. / El Toro H.S.
49	Jason Philpot-Dixon	RB	6-0	200	R-Jr.	Detroit, Mich. / Cass Technical H.S.
54	Triston Pierre	OL	6-4	260	Fr.	Martinsburg, W.Va. / Quince Orchard H.S.
59	Brady Ploucha (Ploe-Cha)	OL	6-5	305	R-Jr.	Allen Park, Mich. / Dearborn Divine Child H.S.
58	Apisa Poumele (Poo-may-lay)	OL	6-2	300	Jr.	Tafuna, Pago Pago, American Samoa / NMMI / Tufuga H.S.
30	Ben Pratt	LS	6-0	225	R-Sr.	Normal, Ill. / Normal Community H.S.
26	Cairo Rhodes (Ky-row)	LB	6-2	230	Sr.	Grand Rapids, Mich. / Coll. of the Canyons / Christian H.S.
2	Elijah Rikard (Ri-Card)	DB	6-1	190	R-Sr.	Detroit, Mich. / UD Jesuit H.S.
32	Kadenn Rose	RB	5-8	190	R-Fr.	Mount Pleasant, Mich. / Sacred Heart H.S.
24	Bryce Rowe	DB	5-11	165	R-Fr.	Southfield, Mich. / West Bloomfield H.S.
9	Justin Ruffin, Jr.	WR	5-9	160	Fr.	Buckner, Ky. / Christian Academy of Louisville
70	Jacob Russell	OL	6-4	295	R-So.	Glen Ridge, N.J. / Valparaiso / Glen Ridge H.S.
14	Fernando Sanchez III	LB	6-3	250	R-Sr.	Loganville, Ga. / Grayson H.S.
77	Jacob Saurbeck	OL	6-7	315	R-Fr.	Oregon, Ohio / Clay H.S.
75	Blake Schlegel (Shlay-gul)	OL	6-6	320	Sr.	Bruning, Neb. / Concordia (Neb.) / Bruning-Dav.-Shickley H.S.
72	Dane Sickler	OL	6-10	315	R-Fr.	Mount Horeb, Wis. / Fork Union Military Acad. / Mt. Horeb
73	Dasan Smith (Day-sen)	OL	6-6	290	R-Fr.	Marquette, Mich. / Marquette Senior H.S.
78	Talon Smith	OL	6-6	280	Fr.	Marquette, Mich. / Marquette Senior H.S.
8	Aakeem Snell (Ah-keem)	DB	6-3	190	Sr.	Pittsburgh, Pa. / Saint Francis (Pa.) / Penn Hills H.S.
15	Caleb Spann	DB	6-0	205	R-Sr.	New Orleans, La. / John Curtis Christian H.S.
42	Landon Swanson	DL	6-3	220	R-Fr.	Charlevoix, Mich. / Charlevoix H.S.
46	Germanuel Tanelus (Jer-man-you-ell)	RB	5-10	205	R-Jr.	North Lauderdale, Fla. / Fort Lauderdale H.S.
8	DeCorion Temple (Da-kor-ee-ON)	TE	6-5	245	R-Jr.	Ypsilanti, Mich. / Orchard Lake St. Mary's Prep
29	Andre Thomas, Jr.	LB	6-1	210	Fr.	Detroit, Mich. / Belleville H.S.
43	Braeden Tillman-Jones	WR	5-11	180	R-Jr.	Novi, Mich. / Walsh Univ. / South Lyon East H.S.
68	Alex Toothman	OL	6-4	270	Fr.	Stevensville, Mich. / Lakeshore H.S.
22	Brock Townsend	RB	6-0	220	R-Fr.	Caledonia, Mich. / Caledonia H.S.
81	Tayte Vanderleest	WR	6-3	210	R-So.	Muskegon, Mich. / Reeths-Puffer H.S.
38	Caden VanHuis (Van-Heis)	PK	6-0	190	Fr.	Holland, Mich. / Holland Christian H.S.
48	Nathan VanTimmeren	TE/DL	6-4	230	R-So.	Grand Rapids, Mich. / Grand Rapids Catholic Central H.S.
95	Joey VanWetzinga	DL	6-2	260	Fr.	Pleasant Valley, Iowa / Iowa / Pleasant Valley H.S.
41	Rusty VanWetzinga IV	HB	6-0	230	R-So.	Pleasant Valley, Iowa / Iowa / Pleasant Valley H.S.
91	Daniel Viramontes	DL	6-2	260	Jr.	Anaheim, Calif. / Golden West J.C. / Katella H.S.
45	Xavier White	LB	6-0	235	So.	Los Angeles, Calif. / Sierra Canyon School
16	Nasir Williams	WR	6-1	195	R-Fr.	Tallahassee, Fla. / Gadsden County H.S.



CENTRAL MICHIGAN VS. NORTHWESTERN

COACHING STAFF

Head Coach: Matt Drinkall (1st year at Central Michigan)
Offensive Coordinator/Quarterbacks Coach: Jim Chapin
Defensive Coordinator/Linebackers Coach: Sean Cronin
Running Backs Coach: Sheldon Croney
Cornerbacks Coach: Christian Dukes
Safeties Coach: Wes Fleming
Co-Offensive Coordinator/Tight Ends Coach: Derek Fulton
Wide Receivers Coach: Brandon Johnson-Farrell
Offensive Line Coach: Hayden Mace
Special Teams Coordinator: Keith Murphy
Defensive Line Coach: Tesfa Smith
Senior Defensive Analyst: Mark DeBastiani
Senior Offensive Analyst: Jack McDaniels
Director of Analytics: Nolan Jones
Offensive Graduate Assistant: Nick Belay
Defensive Graduate Assistant: Tanner Deveans
Defensive Graduate Assistant: Calvin Pimpton

SUPPORT STAFF

General Manager: Ayden Opfer
Strength & Conditioning Coach: Jacob Riedel
Director of Football Recruiting: Abigail Cox
Assistant Director of Football Operations: Ashley Jetzer
Director of Football Equipment: Andrew Lang
Director of External Operations: John Leister
Director of Internal Operations: Matt Myers
Assistant Equipment Manager: Aaron Opfer
Director of Player Personnel: Jacob Sakk
Creative Media Director: AJ Isaacs
Operations Graduate Assistant: Garrett Butler
Creative Graduate Assistant: Joe Lorenc

PRONUNCIATION GUIDE

Nahree Biggins Nah-Ree
 Quavion Bird Kway-vee-ON
 Ryan Blum Bloom
 Logan Borodychuk..... Bah-road-ah-chuck
 Lawai'a Brown..... Luh-vye-uh
 Jakivion Calip..... Jah-kee-vee-ON Kay-lip
 Zac Chapeau Cha-poe
 Oumar Conde Con-dee
 Brendan Deasfernandes..... Dee-az-fernandez
 Declan Duley Dooley
 Keshawn Hayden..... Key-shawn
 John Iannuzzi Eye-an-uzi
 Jaion Jackson Jay-on
 Mekhi Jenkins Muh-kye
 Khari Johnson Car-ee
 Keyton Jones Key-ton
 Martin Koivisto Koyvistoe
 Kade Kostus Cuss-Tiss
 Camden Kruisenga Krewzenga
 Jordan Kwiatkowski Quiet-cow-ski
 Joe Labas Lay-bes
 Trey Liebhardt..... Leeb-hart
 Dominique Maiava..... May-ah-vah
 Matthew Nehf..... Neff
 Brady Ploucha..... Ploe-Cha
 Apisa Poumele..... Poo-may-lay
 Cairo Rhodes Ky-row
 Elijah Rikard Ri-Card
 Kadenn Rose Kay-den
 Blake Schlegel..... Shlay-gul
 Dasan Smith Day-sen
 Aakeem Snell Ah-keem
 Germanuel Tanelus Jer-man-you-ell TUH-nell-us
 DeCorian Temple Da-kor-ee-ON
 Caden VanHuis Van-Heis
 Nasir Williams..... Nah-seer

2025 GAME-BY-GAME STARTERS

OFFENSE

	LT	LG	C	RG	RT	QB	RB	FB/WR/TE	TE	WR/TE	WR
at SJSU	Russell	Iannuzzi	Blum	Nehf	Koivisto	Labas	Biggins R.VanWetzinga	Temple	VanTimmeren	Lewis	
at Pitt	Russell	D. Smith	Blum	Nehf	Koivisto	Labas	Biggins Davis	Temple	McIntosh	Lewis	
at Mich.	Russell	D. Smith	Poumele	Nehf	Koivisto	Labas	Biggins Davis	Temple	VanTimmeren	Lewis	
Wagner	Russell	Ploucha	Poumele	Nehf	Koivisto	Labas	Biggins R.VanWetzinga	Dryden	McIntosh	Lewis	
EMU	Russell	D. Smith	Blum	Nehf	Koivisto	Labas	Biggins Dryden	Temple	McIntosh	Lewis	
at Akron	Russell	D. Smith	Blum	Nehf	Koivisto	Labas	Biggins Davis	Temple	McIntosh	Lewis	
at BGSU	Russell	D. Smith	Poumele	Nehf	Koivisto	Labas	Biggins R.VanWetzinga	Dryden	McIntosh	Lewis	
UMass	Russell	D. Smith	Poumele	Nehf	Koivisto	Labas	Biggins R. VanWetzinga	Dryden	Temple	Lewis	
at WMU	Russell	D. Smith	Poumele	Nehf	Koivisto	Labas	Biggins Townsend	Temple	McIntosh	Lewis	
Buffalo	Russell	D. Smith	Poumele	Ploucha	Koivisto	Labas	Biggins Davis	Temple	McIntosh	Lewis	
at KSU	Russell	D. Smith	Poumele	Ploucha	Koivisto	Labas	Biggins Dryden	Temple	McIntosh	Lewis	
Toledo	Russell	D. Smith	Poumele	Ploucha	Koivisto	Labas	Biggins R. VanWetzinga	Temple	McIntosh	Lewis	

DEFENSE

	DE	NT	DE	LB	MLB	LB/DL	CB	CB	SS	FS	CB/LB
at SJSU	Heldman	Bennett	Demma	Cochran	Kwiatkowski	Brown	Jackson	Carroll	Rikard	Spann	Deasfernandes
at Pitt	Heldman	Decker	Bennett	Cochran	Kwiatkowski	Demma	Jackson	Carroll	Rikard	Spann	Deasfernandes
at Mich.	Heldman	Decker	Bennett	Cochran	Kwiatkowski	Demma	Jackson	Carroll	Gordon	Spann	Deasfernandes
Wagner	Heldman	Decker	Kustus	Cochran	Kwiatkowski	Demma	Jackson	Carroll	Blackwell	Spann	Rowe
EMU	Heldman	Decker	Kustus	Cochran	Kwiatkowski	Demma	Jackson	Carroll	Rikard	Spann	Rowe
at Akron	Heldman	Decker	Kustus	Cochran	Kwiatkowski	Demma	Jackson	Carroll	Rikard	Spann	Gordon
at BGSU	Heldman	Decker	Bird	Cochran	Kwiatkowski	Demma	Jackson	Carroll	Rikard	Spann	Brown
UMass	Heldman	Decker	Bird	Cochran	Kwiatkowski	Demma	Jackson	Carroll	Rikard	Spann	Deasfernandes
at WMU	Heldman	Decker	Bird	Cochran	Kwiatkowski	Demma	Jackson	Carroll	Rikard	Spann	Deasfernandes
Buffalo	Heldman	Decker	Bird	Cochran	Kwiatkowski	Demma	Jackson	Carroll	Rikard	Spann	Deasfernandes
at KSU	Heldman	Decker	Bird	Cochran	Kwiatkowski	Demma	Jackson	Carroll	Rikard	Spann	Deasfernandes
Toledo	Heldman	Decker	Bird	Cochran	Kwiatkowski	Demma	Jackson	Carroll	Rikard	Spann	Deasfernandes

2025 START CHART

CAREER AND CONSECUTIVE STARTS

Player	Career Starts (Consecutive)	Player	Career Starts (Consecutive)	Player	Career Starts (Consecutive)
Michael Heldman, DL	41 (24)	Langston Lewis, WR	12 (12)	D.J. Bennett, DL	4 (0)
Caleb Spann, DB	32 (31)	Jacob Russell, OL	12 (12)	Ryan Blum, OL	4 (0)
Elijah Rikard, DB	27 (8)	Kalen Carroll, DB	12 (12)	Nathan VanTimmeren, TE	4 (0)
Jordan Kwiatkowski, LB	24 (19)	Korver Demma, DL	12 (12)	Fernando Sanchez III, LB	4 (0)
Jaion Jackson, DB	21 (12)	Tommy McIntosh, WR	12 (4)	Jadyn Glasser, QB	3 (0)
DeCorion Temple, TE	18 (5)	Jonathan Decker, DL	11 (11)	Elijah Gordon, DB	2 (0)
Martin Koivisto, OL	18 (12)	Brendan Deasfernandes, DB	11 (5)	Bryce Rowe, DB	2 (0)
Joe Labas, QB	18 (12)	Dasan Smith, OL	10 (8)	Rory Callahan, TE	2 (0)
Dakota Cochran, LB	17 (12)	Tyson Davis, WR	9 (1)	Brock Townsend, RB	1 (0)
Brady Ploucha, OL	16 (3)	Apisa Poumele, OL	8 (8)	Maddix Blackwell, DB	1 (0)
Nahree Biggins, RB/DB	13 (12)	Lawai'a Brown, LB	6 (0)	Aakeem Snell, DB	1 (0)
Matthew Nehf, OL	11 (0)	Quavion Bird, DL	6 (6)	John Iannuzzi, OL	1 (0)
		Henry Dryden, TE	5 (1)		
		Rusty VanWetzinga, FB	5 (1)		



OFFENSIVE CAREER HIGHS

2 • JOE LABAS • SR • QB

Completions: 24 (San Diego State, 2024)
Pass Attempts: 43 (San Diego State, 2024)
Longest Pass: 88 (Wagner, 2025)
Passing Yards: 342 (CCSU, 2024)
Passing Touchdowns: 3 (two times, last- Wagner, 2025)
Rushing Attempts: 7 (two times, last- at Western Michigan, 2025)
Rushing Yards: 30 (at Bowling Green, 2025)
Longest Run: 13 (at Illinois, 2024)
Rushing Touchdowns: 0
Total Yards: 343 (CCSU, 2024)
All-Purpose Yards: 30 (at Bowling Green, 2025)

3 • TYSON DAVIS • JR • WR

Receptions: 5 (two times, last- Toledo, 2023)
Receiving Yards: 86 (at Western Michigan, 2023)
Longest Reception: 50 (at Ohio, 2023)
Touchdown Receptions: 1 (seven times, last- at Western Michigan, 2025)
Rushing Attempts: 2 (Buffalo, 2025)
Rushing Yards: 6 (Buffalo, 2025)
Longest Run: 5 (Buffalo, 2025)
All-Purpose Yards: 77 (at Western Michigan, 2023)

4 • JAKIVION CALIP • SO • RB

Rushing Attempts: 5 (Wagner, 2025)
Rushing Yards: 33 (Wagner, 2025)
Rushing Touchdowns: None
Longest Run: 20 (Wagner, 2025)
All-Purpose Yards: 33 (Wagner, 2025)

5 • NAHREE BIGGINS • SR • RB

Rushing Attempts: 18 (at San Jose State, 2025)
Rushing Yards: 113 (Eastern Michigan, 2025)
Rushing Touchdowns: 1 (Eastern Michigan, 2025)
Longest Run: 76 (Ball State, 2024)
Receptions: 3 (three times- at Akron, 2025)
Receiving Yards: 106 (Wagner, 2025)
Longest Reception: 88 (Wagner, 2025)
Touchdown Receptions: 1 (Wagner, 2025)
All-Purpose Yards: 154 (Eastern Michigan, 2025)

6 • TREY CORNIST • SO • RB

Rushing Attempts: 15 (UMass, 2025)
Rushing Yards: 99 (at San Jose State, 2025)
Rushing Touchdowns: 1 (at San Jose State, 2025)
Longest Run: 29 (at San Jose State, 2025)
Receptions: None
Receiving Yards: None
Longest Reception: None
Touchdown Receptions: None
All-Purpose Yards: 99 (at San Jose State, 2025)

7 • ANGEL FLORES • JR • QB

Completions: 7 (at Michigan, 2025)
Pass Attempts: 12 (at Michigan, 2025)
Longest Pass: 48 (UMass, 2025)
Passing Yards: 75 (UMass, 2025)
Passing Touchdowns: 1 (two times, last- Eastern Michigan, 2025)
Rushing Attempts: 22 (Eastern Michigan, 2025)
Rushing Yards: 134 (Eastern Michigan, 2025)
Longest Run: 37 (Eastern Michigan, 2025)
Rushing Touchdowns: 3 (at Bowling Green, 2025)
Total Yards: 138 (UMass, 2025)
All-Purpose Yards: 134 (Eastern Michigan, 2025)

8 • DECORION TEMPLE • JR • TE

Receptions: 3 (three times, last- Toledo, 2025)
Receiving Yards: 44 (Bucknell, 2022)
Longest Reception: 44 (Bucknell, 2022)
Touchdown Receptions: 1 (two times, last- at Kent State, 2025)

All-Purpose Yards: 44 (Bucknell, 2022)

9 • JUSTIN RUFFIN, JR. • FR • WR

Receptions: 4 (at Pittsburgh, 2025)
Receiving Yards: 23 (at Michigan, 2025)
Longest Reception: 21 (at Akron, 2025)
All-Purpose Yards: 23 (at Michigan, 2025)

10 • MARCUS BEAMON. • JR • QB

Completions: 1 (two times, last- at Kent State, 2025)
Pass Attempts: 2 (at Kent State, 2025)
Longest Pass: 33 (at Western Michigan, 2025)
Passing Yards: 33 (at Western Michigan, 2025)
Passing Touchdowns: 1 (at Western Michigan, 2025)
Rushing Attempts: 11 (Buffalo, 2025)
Rushing Yards: 42 (at Kent State, 2025)
Longest Run: 15 (at Kent State, 2025)
Rushing Touchdowns: 1 (Buffalo, 2025)
Total Yards: 52 (at Western Michigan, 2025)
All-Purpose Yards: 42 (at Kent State, 2025)

15 • JADYN GLASSER • FR • QB

Completions: 16 (at Toledo, 2024)
Pass Attempts: 27 (at Toledo, 2024)
Longest Pass: 55 (Western Michigan, 2024)
Passing Yards: 150 (at Toledo, 2024)
Passing Touchdowns: 2 (at Northern Illinois, 2024)
Rushing Attempts: 8 (at Toledo, 2024)
Rushing Yards: 7 (at San Jose State, 2025)
Longest Run: 6 (two times- last Western Michigan, 2024)
Rushing Touchdowns: 1 (two times, last- at Pittsburgh, 2025)
Total Yards: 118 (at Toledo, 2024)
All-Purpose Yards: 10 (Bowling Green, 2024)

16 • NASIR WILLIAMS • FR • WR

Receptions: 2 (UMass, 2025)
Receiving Yards: 39 (UMass, 2025)
Touchdown Receptions: 1 (UMass, 2025)
Longest Reception: 27 (at Akron, 2025)
All-Purpose Yards: 39 (UMass, 2025)

19 • TOMMY MCINTOSH • JR • WR

Receptions: 6 (Toledo, 2025)
Receiving Yards: 85 (Buffalo, 2025)
Touchdown Receptions: 1 (three times, last- at Kent State, 2025)
Longest Reception: 47 (two times, last- Eastern Michigan, 2025)
All-Purpose Yards: 85 (Buffalo, 2025)

20 • LANGSTON LEWIS • JR • WR

Receptions: 7 (Eastern Michigan, 2025)
Receiving Yards: 118 (Buffalo, 2025)
Longest Reception: 77 (at Western Michigan, 2025)
Touchdown Receptions: 1 (four times, last- Buffalo, 2025)
Rushing Attempts: 2 (three times, last- Toledo, 2025)
Rushing Yards: 35 (Wagner, 2025)
Rushing Touchdowns: None
Longest Run: 19 (Wagner, 2025)
All-Purpose Yards: 118 (Buffalo, 2025)

22 • BROCK TOWNSEND • FR • RB

Rushing Attempts: 14 (Toledo, 2025)
Rushing Yards: 108 (at Akron, 2025)
Rushing Touchdowns: 2 (UMass, 2025)
Longest Run: 46 (at Akron, 2025)
Receptions: 2 (three times, last- UMass, 2025)
Receiving Yards: 78 (UMass, 2025)
Longest Reception: 51 (UMass, 2025)
Touchdown Receptions: 1 (three times, last- UMass, 2025).

All-Purpose Yards: 131 (UMass, 2025)

24 • MEKHI JENKINS • SO • RB

Rushing Attempts: 1 (Wagner, 2025)
Rushing Yards: 7 (Wagner, 2025)
Rushing Touchdowns: None
Longest Run: 7 (Wagner, 2025)
All-Purpose Yards: 7 (Wagner, 2025)

32 • KADENN ROSE • FR • RB

Rushing Attempts: 4 (Wagner, 2025)
Rushing Yards: 20 (Wagner, 2025)
Rushing Touchdowns: None
Longest Run: 10 (Wagner, 2025)
Receptions: 1 (Wagner, 2025)
Receiving Yards: 10 (Wagner, 2025)
Touchdown Receptions: None
All-Purpose Yards: 30 (Wagner, 2025)

35 • CAMDEN KRUISENGA • WR

Receptions: 1 (at Pittsburgh, 2025)
Receiving Yards: 26 (at Pittsburgh, 2025)
Longest Reception: 26 (at Pittsburgh, 2025)
Touchdown Receptions: None
All-Purpose Yards: 26 (at Pittsburgh, 2025)

46 • G. TANELUS • JR • RB

Rushing Attempts: 1 (Wagner, 2025)
Rushing Yards: 2 (Wagner, 2025)
Rushing Touchdowns: None
Longest Run: 2 (Wagner, 2025)
All-Purpose Yards: 2 (Wagner, 2025)

48 • NATHAN VANTIMMEREN • TE

Receptions: 2 (at Northern Illinois, 2024)
Receiving Yards: 9 (at FIU, 2024)
Longest Reception: 9 (at FIU, 2024)
Touchdown Receptions: None
All-Purpose Yards: 9 (at FIU, 2024)

49 • J. PHILPOT-DIXON • JR • RB

Rushing Attempts: 4 (Wagner, 2025)
Rushing Yards: 12 (Wagner, 2025)
Rushing Touchdowns: None
Longest Run: 6 (Wagner, 2025)
All-Purpose Yards: 6 (Wagner, 2025)

81 • T. VANDERLEEST • SO • WR

Receptions: 2 (at Akron, 2025)
Receiving Yards: 19 (at Akron, 2025)
Longest Reception: 11 (at Akron, 2025)
All-Purpose Yards: 19 (at Akron, 2025)

86 • COLLIN PAYNE • JR • WR

Receptions: 1 (four times, last- at Bowling Green, 2025)
Receiving Yards: 63 (at Bowling Green, 2025)
Longest Reception: 63 (at Bowling Green, 2025)
All-Purpose Yards: 63 (at Bowling Green, 2025)

87 • JACOB KAMINSKI • JR • TE

Receptions: 1 (Toledo, 2023)
Receiving Yards: 16 (Toledo, 2023)
Longest Reception: 16 (Toledo, 2023)
All-Purpose Yards: 16 (Toledo, 2023)

88 • HENRY DRYDEN • SR • TE

Receptions: 2 (at Kent State, 2025)
Receiving Yards: 29 (at Kent State, 2025)
Longest Reception: 23 (at Kent State, 2025)
All-Purpose Yards: 29 (at Kent State, 2025)

DEFENSIVE/S.T. CAREER HIGHS

DEFENSIVE CAREER-HIGHS

No.	Player, Pos.	Tackles	Solo Tackles	10+	Tackles for Loss	Sacks	Interceptions	PassBrUp	QBH
1	Dakota Cochran, LB	11, at WMU, 25	9, at WMU, 25	2	3.0 at Toledo, 24	1.5, BSU, 24	1, 2x, Wag, 25	1, 7x, at KSU, 25	2, 2x, Toledo, 25
2	Elijah Rikard, DB	9, Toledo, 25	6, 2x, Toledo, 25	0	1.0, 2x, at Ill., 24	1.0, at Ill., 24	1, 2x, at SJSU, 25	1, UNH, 23	1, 2x, at KSU, 25
3	B. Deasfernandes, DB	5, BGSU, 24	3, 2x, at BG, 25	0	1.0, CCSU, 24	--	1, 2x, at Mich, 25	1, 4x, Buff, 25	--
4	Jaion Jackson, DB	8, at WMU, 25	6, at WMU, 25	0	1.5, Ohio, 24	1.0, 2x, at WMU25	1, at BG, 25	1, 11x, Toledo 25, at KSU, 25	2, at KSU, 25
6	Kalen Carroll, DB	7, at SJSU, 25	5, at SJSU, 25	0	0.5, Wagner, 25	--	1, UMass, 25	1, 7x, Toledo, 25	1, Wagner, 25
7	Ed Conoran, DB	2, 2x, at KSU, 25	1, 2x, FIU, 24	0	--	--	--	1, 2x, UMass, 25	--
8	Aakeem Snell, DB	3, at SJSU, 25	3, at SJSU, 25	0	1.0, at SJSU, 25	--	1, CCSU, 24	--	--
9	Mark-Allen Gay, DB	5, Wagner, 25	2, Wagner, 25	0	0.5, Wagner, 25	--	--	--	--
10	Elijah Gordon, DB	8 at Mich., 25	4, at Mich., 25	0	1.0, Wag, 25	--	1, Buff, 25	1, 3x, UMass, 25	1, at Akron, 25
12	Jordan Kwiatkowski, LB	15, Ball St., 24	9, Ball St., 24	11	4.5, at KSU, 25	1.0, 3x, Toledo, 25	1, 4x, Buff., 25	2, WMU, 23	1, 4x, Buff, 25
14	Fernando Sanchez, LB	7, at Akron, 25	4, NIU, 24	0	2.0, NIU, 24	1.0, 2x, at Pitt, 25	--	1, Bucknell, 22	1, at Pitt, 25
15	Caleb Spann, DB	12, EMU, 24	8, EMU, 24	1	1.0, 4x, FIU, 24	1.0, SDSU, 24	1, 2x, at Akr, 25	2, at Mich., 25	--
17	Maddix Blackwell, DB	6, EMU, 25	4, EMU, 25	0	--	--	1, EMU, 25	--	--
21	Jamari Allen, DB	1, 3x, UMass, 25	1, 2x, UMass, 25	0	--	--	--	--	--
23	Kyle Krebs, DB	1, 2x, at Mich., 25	1, at Pitt, 25	0	--	--	--	1, UMass, 25	--
24	Bryce Rowe, DB	4, Wagner, 25	1, 4x, Wag., 25	0	0.5, Wagner, 25	--	--	1, EMU, 25	--
25	Trey Liebhardt, DB	1, 2x, UMass, 25	1, 2x, UMass, 25	0	--	--	--	--	--
25	Cairo Rhodes, LB	2, EMU, 25	--	0	--	--	--	--	--
27	Tysen Campbell, DB	1, UMass, 25	1, UMass, 25	0	--	--	--	--	--
29	Andre Thomas, Jr., LB	3, Buff, 25	1, 2x, Buff, 25	0	0.5, UMass, 25	0.5, UMass, 25	--	--	--
33	Victor Earl, LB	4, 2x, Wag, 25	2, at Mich, 25	0	0.5, UMass, 25	0.5, UMass, 25	--	--	--
40	Lawai'a Brown, LB	8, at WMU, 25	4, 2x, SDSU, 24	0	1.0, 3x, at Ill., 24	0.5, 2x, Buff, 25	--	1, 2x, FIU, 24	1, 3x, at KSU, 25
41	Keyton Jones, DB	2, Wagner, 25	1, Wagner, 25	0	--	--	--	1, Wagner, 25	--
42	Landon Swanson, DL	2, UMass, 25	1, 4x, UMass, 25	0	1.0, UMass, 25	1.0, UMass, 25	--	--	1, UMass, 25
45	Xavier White, LB	4, 3x, UMass., 25	3, at BG, 25	0	1.0, Miami, 24	--	--	--	--
49	Keshawn Hayden, DL	2, 4x, at KSU, 25	2, at SJSU, 25	0	1.0, 2x, at BG, 25	1.0, at BG, 25	--	--	2, UMass, 25
56	Korver Demma, DL	4, 2x, Buff, 25	2, 4x, Buff, 25	0	2.5, Buff, 25	2.0, Buff, 25	--	1, Wagner, 25	2, at SJSU, 25
81	Malik Denkins, DL	2, Wagner, 25	2, Wagner, 25	0	0.5, 2x, Wagner, 25	--	--	--	--
85	JJ Douglas, DL/TE	5, Buffalo, 25	2, 2x, Buff, 25	0	1.0, at KSU, 25	1.0, at KSU, 25	--	1, UMass, 25	1, 2x, at KSU, 25
90	Oumar Conde, DL	1, 2x, at Mich., 25	1, at Mich., 25	0	--	--	--	--	--
91	Daniel Viramontes, DL	1, Wagner, 25	--	0	--	--	--	--	--
93	D.J. Bennett, DL	3, at Akron, 25	2, at SJSU, 25	0	--	--	--	2, at SJSU, 25	--
94	D. Fisher, DL	3, at BG, 25	1, 2x, KSU, 25	0	0.5, at BG, 25	--	--	--	--
95	Joey VanWetzinga, DL	3, at Mich., 25	1, at Mich., 25	0	--	--	--	--	--
96	Quavion Bird, DL	6, at Akron, 25	3, at Akron, 25	0	--	--	--	--	--
97	Michael Heldman, DL	6, 2x, at WMU, 25	4, 2x, at SJSU, 25	0	3.5, Bucknell, 22	2.0, 4x, atKSU, 25	--	2, 2x, Buff, 25	4, UMass, 25
98	Jonathan Decker, DL	6, at Akron, 25	1, 3x, at Akron, 25	0	1.0, 2x, UMass, 25	--	--	--	1, CCSU, 24

Games depicted represent the last time the player achieved the career-high

SPECIAL TEAMS CAREER-HIGHS

No.	Player	PR	PR Yards	Long PR	PR-TD	KOR	KOR Yards	Long KOR	KOR-TD	Blk Kicks
5	Nahree Biggins	-	-	-	-	3, 2x, at Akr,25	62, EMU, 24	32, Toledo, 25	0	-
9	Justin Ruffin, Jr.	-	-	-	-	-	-	-	-	-
11	Dakota Cochran	-	-	-	-	-	-	-	-	1, 3x, Tol., 25
12	Jordan Kwiatkowski	-	-	-	-	2, Ohio, 23	27, Ohio, 23	16, Ohio, 23	0	1, Toledo, 22
15	Caleb Spann	2, EMU, 25	46, Wagner, 25	46, Wagner, 25	-	-	-	-	-	-
22	Brock Townsend	-	-	-	-	1, UMass, 25	19, UMass, 25	19, UMass, 25	0	-

Games depicted represent the last time the player achieved the career-high

PLACEKICKING/PUNTING CAREER-HIGHS

No.	Player	FGM	FGA	Long FG	PATM	PATAtt	Punts	Punt Yds	Long Punt	KO	TB
18	Declan Duley	--	--	--	--	--	5,3xatKSU25	205,2x, Tol.,25	71, at Pitt, 25	--	--
31	Zac Chapeau	--	--	--	--	--	2, at UM, 25	71, at UM, 25	50, at Pitt, 25	--	--
47	Cade Graham	3, 2x, at Akr, 25	4, at SJSU, 25	47, at Akr, 25	7, Wag, 25	7, Wag, 25	-	-	-	8, Wag, 25	5, Wag, 25

Games depicted represent the last time the player achieved the career-high

PLACEKICKING HISTORY FOR CADE GRAHAM

Year	FG	Pct.	Long	Points	I20	20-29	30-39	40-49	50+	PAT	Pct	KO	Yards	Avg.	TB	OB
2024	0-0	.000	--	1	--	--	--	--	--	1-1	1.000	11	676	61.5	3	0
2025	14-16	.875	47 (2x)	72	0-0	6-6	4-5	4-4	0-1	34-34	1.000	59	3529	59.8	14	0
Totals	14-16	.875	47 (2x)	73	0-0	6-6	4-5	4-4	0-1	35-35	1.000	70	4205	60.1	17	0

Long FGM Strk: 9, Sept. 27, 2025-current; Last FG Miss: 36, EMU, Sept. 27, 2025; Long PAT Strk: 35, 2024-current; Last PAT Miss: None.



OFFENSIVE PLAYER GAME-BY-GAME

10 • MARCUS BEAMON • QB

		Rushing				Receiving				Passing				Kick Returns				Punt Returns				all		
Date	Opponent	no.	yds	td	lg	no.	yds	td	lg	cmp	att	int	yds	td	lg	no.	yds	td	lg	no.	yds	td	lg	purp
11/01/2025	at Western Mich.	9	19	0	6	0	0	0	0	1	1	0	33	1	33	0	0	0	0	0	0	0	0	19
11/12/2025	Buffalo	11	29	1	9	0	0	0	0	0	1	0	0	0	0	0	0	0	0	0	0	0	0	29
11/19/2025	at Kent St.	9	42	0	15	0	0	0	0	1	2	0	2	0	2	0	0	0	0	0	0	0	0	42
11/29/2025	Toledo	2	-2	0	4	0	0	0	0	0	0	0	0	0	0	0	0	0	0	0	0	0	0	-2
		31	88	1	15	0	0	0	0	2	4	0	35	1	33	0	0	0	0	0	0	0	0	123

Games	Avg/ rush	Avg/ catch	Pass effc	KR avg	PR avg	All purpose avg/game	Total offense avg/game
4	2.8	0.0	206.0	0.0	0.0	22.0	30.8

5 • NAHREE BIGGINS • RB/KOR

		Rushing				Receiving				Passing				Kick Returns				Punt Returns				all		
Date	Opponent	no.	yds	td	lg	no.	yds	td	lg	cmp	att	int	yds	td	lg	no.	yds	td	lg	no.	yds	td	lg	purp
08/29/2025	at San Jose St.	18	102	0	17	1	9	0	9	0	0	0	0	0	0	0	0	0	0	0	0	0	0	111
09/06/2025	at Pittsburgh	9	10	0	3	2	2	0	2	0	0	0	0	0	0	2	31	0	19	0	0	0	0	43
09/13/2025	at Michigan	1	2	0	2	2	6	0	6	0	0	0	0	0	0	1	23	0	23	0	0	0	0	31
09/20/2025	Wagner	5	15	0	7	3	106	1	88	0	0	0	0	0	0	0	0	0	0	0	0	0	0	121
09/27/2025	Eastern Mich.	14	113	1	49	3	23	0	13	0	0	0	0	0	0	1	18	0	18	0	0	0	0	154
10/04/2025	at Akron	7	36	0	23	3	6	0	5	0	0	0	0	0	0	3	51	0	31	0	0	0	0	93
10/18/2025	at Bowling Green	10	43	0	13	0	0	0	0	0	0	0	0	0	0	0	0	0	0	0	0	0	0	43
10/25/2025	Massachusetts	10	94	0	58	1	6	0	6	0	0	0	0	0	0	0	0	0	0	0	0	0	0	100
11/01/2025	at Western Mich.	7	11	1	3	0	0	0	0	0	0	0	0	0	0	1	16	0	16	0	0	0	0	27
11/12/2025	Buffalo	4	10	0	9	2	17	0	11	0	0	0	0	0	0	2	54	0	28	0	0	0	0	81
11/19/2025	at Kent St.	12	61	0	21	1	2	0	2	0	0	0	0	0	0	1	25	0	25	0	0	0	0	88
11/29/2025	Toledo	8	43	0	19	1	8	0	8	0	0	0	0	0	0	1	32	0	32	0	0	0	0	83
		105	540	2	58	19	185	1	88	0	0	0	0	0	0	12	250	0	32	0	0	0	0	540

Games	Avg/ rush	Avg/ catch	Pass effc	KR avg	PR avg	All purpose avg/game	Total offense avg/game
12	5.1	9.7	0.0	20.8	0.0	81.3	45.0

6 • TREY CORNIST • RB

		Rushing				Receiving				Passing				Kick Returns				Punt Returns				all		
Date	Opponent	no.	yds	td	lg	no.	yds	td	lg	cmp	att	int	yds	td	lg	no.	yds	td	lg	no.	yds	td	lg	purp
08/29/2025	at San Jose St.	13	99	1	29	0	0	0	0	0	0	0	0	0	0	0	0	0	0	0	0	0	0	99
09/06/2025	at Pittsburgh	10	14	0	9	0	0	0	0	0	0	0	0	0	0	0	0	0	0	0	0	0	0	14
09/13/2025	at Michigan	9	16	0	8	0	0	0	0	0	0	0	0	0	0	0	0	0	0	0	0	0	0	16
09/20/2025	Wagner	11	52	0	29	0	0	0	0	0	0	0	0	0	0	0	0	0	0	0	0	0	0	52
09/27/2025	Eastern Mich.	3	7	0	6	0	0	0	0	0	0	0	0	0	0	0	0	0	0	0	0	0	0	7
10/04/2025	at Akron	3	23	0	17	0	0	0	0	0	0	0	0	0	0	0	0	0	0	0	0	0	0	23
10/18/2025	at Bowling Green	4	17	0	14	0	0	0	0	0	0	0	0	0	0	0	0	0	0	0	0	0	0	17
10/25/2025	Massachusetts	15	70	0	21	0	0	0	0	0	0	0	0	0	0	0	0	0	0	0	0	0	0	70
11/01/2025	at Western Mich.	1	1	0	1	0	0	0	0	0	0	0	0	0	0	0	0	0	0	0	0	0	0	1
11/12/2025	Buffalo	10	62	0	13	0	0	0	0	0	0	0	0	0	0	0	0	0	0	0	0	0	0	62
11/19/2025	at Kent St.	12	35	0	11	0	0	0	0	0	0	0	0	0	0	0	0	0	0	0	0	0	0	35
11/29/2025	Toledo	3	8	0	4	0	0	0	0	0	0	0	0	0	0	0	0	0	0	0	0	0	0	8
		94	404	1	29	0	0	0	0	0	0	0	0	0	0	0	0	0	0	0	0	0	0	404

Games	Avg/ rush	Avg/ catch	Pass effc	KR avg	PR avg	All purpose avg/game	Total offense avg/game
12	4.3	0.0	0.0	0.0	0.0	33.7	33.7

3 • TYSON DAVIS • WR

		Rushing				Receiving				Passing				Kick Returns				Punt Returns				all		
Date	Opponent	no.	yds	td	lg	no.	yds	td	lg	cmp	att	int	yds	td	lg	no.	yds	td	lg	no.	yds	td	lg	purp
08/29/2025	at San Jose St.	0	0	0	0	1	6	0	6	0	0	0	0	0	0	0	0	0	0	0	0	0	0	6
09/06/2025	at Pittsburgh	0	0	0	0	2	25	0	13	0	0	0	0	0	0	0	0	0	0	0	0	0	0	25
09/13/2025	at Michigan	0	0	0	0	3	5	0	4	0	0	0	0	0	0	0	0	0	0	0	0	0	0	5
09/20/2025	Wagner	0	0	0	0	2	41	1	33	0	0	0	0	0	0	0	0	0	0	0	0	0	0	41
09/27/2025	Eastern Mich.	0	0	0	0	1	8	0	8	0	0	0	0	0	0	0	0	0	0	0	0	0	0	8
10/04/2025	at Akron	0	0	0	0	3	51	0	28	0	0	0	0	0	0	0	0	0	0	0	0	0	0	51
10/18/2025	at Bowling Green	1	-3	0	0	0	0	0	0	0	0	0	0	0	0	0	0	0	0	0	0	0	0	-3
10/25/2025	Massachusetts	0	0	0	0	0	0	0	0	0	0	0	0	0	0	0	0	0	0	0	0	0	0	0
11/01/2025	at Western Mich.	0	0	0	0	2	45	1	33	0	0	0	0	0	0	0	0	0	0	0	0	0	0	45
11/12/2025	Buffalo	2	6	0	5	2	15	0	11	0	0	0	0	0	0	0	0	0	0	0	0	0	0	21
11/19/2025	at Kent St.	0	0	0	0	2	21	0	15	0	0	0	0	0	0	0	0	0	0	0	0	0	0	21
11/29/2025	Toledo	0	0	0	0	2	53	0	36	0	0	0	0	0	0	0	0	0	0	0	0	0	0	53
		3	3	0	5	20	270	2	36	0	0	0	0	0	0	0	0	0	0	0	0	0	0	3

Games	Avg/ rush	Avg/ catch	Pass effc	KR avg	PR avg	All purpose avg/game	Total offense avg/game
12	1.0	13.5	0.0	0.0	0.0	22.8	0.3

88 • HENRY DRYDEN • TE

		Rushing				Receiving				Passing				Kick Returns				Punt Returns				all		
Date	Opponent	no.	yds	td	lg	no.	yds	td	lg	cmp	att	int	yds	td	lg	no.	yds	td	lg	no.	yds	td	lg	purp
08/29/2025	at San Jose St.	0	0	0	0	0	0	0	0	0	0	0	0	0	0	0	0	0	0	0	0	0	0	0
09/06/2025	at Pittsburgh	0	0	0	0	1	5	0	5	0	0	0	0	0	0	0	0	0	0	0	0	0	0	5
09/13/2025	at Michigan	0	0	0	0	0	0	0	0	0	0	0	0	0	0	0	0	0	0	0	0	0	0	0
09/20/2025	Wagner	0	0	0	0	0	0	0	0	0	0	0	0	0	0	0	0	0	0	0	0	0	0	0
09/27/2025	Eastern Mich.	0	0	0	0	0	0	0	0	0	0	0	0	0	0	0	0	0	0	0	0	0	0	0
10/04/2025	at Akron	0	0	0	0	0	0	0	0	0	0	0	0	0	0	0	0	0	0	0	0	0	0	0
10/18/2025	at Bowling Green	0	0	0	0	0	0	0	0	0	0	0	0	0	0	0	0	0	0	0	0	0	0	0
10/25/2025	Massachusetts	0	0	0	0	2	16	0	14	0	0	0	0	0	0	0	0	0	0	0	0	0	0	16
11/01/2025	at Western Mich.	0	0	0	0	1	5	0	5	0	0	0	0	0	0	0	0	0	0	0	0	0	0	5
11/12/2025	Buffalo	0	0	0	0	1	9	0	9	0	0	0	0	0	0	0	0	0	0	0	0	0	0	9
11/19/2025	at Kent St.	0	0	0	0	2	29	0	23	0	0	0	0	0	0	0	0	0	0	0	0	0	0	29
11/29/2025	Toledo	0	0	0	0	0	0	0	0	0	0	0	0	0	0	0	0	0	0	0	0	0	0	0
		0	0	0	0	7	64	0	23	0	0	0	0	0	0	0	0	0	0	0	0	0	0	0

Games	Avg/ rush	Avg/ catch	Pass effc	KR avg	PR avg	All purpose avg/game	Total offense avg/game
12	0.0	9.1	0.0	0.0	0.0	5.3	0.0

7 • ANGEL FLORES • QB

		Rushing				Receiving				Passing				Kick Returns				Punt Returns				all		
Date	Opponent	no.	yds	td	lg	no.	yds	td	lg	cmp	att	int	yds	td	lg	no.	yds	td	lg	no.	yds	td	lg	purp
08/29/2025	at San Jose St.	12	30	0	9	0	0	0	0	3-3-0				59	0	47	0	0	0	0	0	0	0	30
09/06/2025	at Pittsburgh	9	18	0	14	0	0	0	0	2-3-0				10	0	8	0	0	0	0	0	0	0	18
09/13/2025	at Michigan	9	76	0	20	0	0	0	0	7-12-0				24	0	8	0	0	0	0	0	0	0	76
09/20/2025	Wagner	9	31	2	10	0	0	0	0	1-1-0				22	1	22	0	0	0	0	0	0	0	31
09/27/2025	Eastern Mich.	22	134	0	37	0	0	0	0	1-2-0				2	1	2	0	0	0	0	0	0	0	134
10/04/2025	at Akron	16	95	2	28	0	0	0	0	2-3-0				2	0	3	0	0	0	0	0	0	0	95
10/18/2025	at Bowling Green	18	72	3	11	0	0	0	0	1-1-0				1	0	1	0	0	0	0	0	0	0	72
10/25/2025	Massachusetts	8	63	1	21	0	0	0	0	2-2-0				75	0	48	0	0	0	0	0	0	0	63
		103	519	8	37	0	0	0	0	19-27-0				195	2	48	0	0	0	0	0	0	0	714

Games	Avg/ rush	Avg/ catch	Pass effc	KR avg	PR avg	All purpose avg/game	Total offense avg/game
8	5.0	0.0	155.5	0.0	0.0	64.9	89.3



CENTRAL MICHIGAN VS. NORTHWESTERN

2 • JOE LABAS • QB

		Rushing				Receiving				Passing				Kick Returns				Punt Returns				all		
Date	Opponent	no.	yds	td	lg	no.	yds	td	lg	cmp	att	int	yds	td	lg	no.	yds	td	lg	no.	yds	td	lg	purp
08/29/2025	at San Jose St.	2	7	0	6	0	0	0	0	5-10-0		56	0	14	0	0	0	0	0	0	0	0	0	7
09/06/2025	at Pittsburgh	4	11	0	5	0	0	0	0	11-14-0		89	1	21	0	0	0	0	0	0	0	0	0	11
09/13/2025	at Michigan	4	-21	0	3	0	0	0	0	4-8-1		36	0	18	0	0	0	0	0	0	0	0	0	-21
09/20/2025	Wagner	1	7	0	7	0	0	0	0	12-14-0		241	3	88	0	0	0	0	0	0	0	0	0	7
09/27/2025	Eastern Mich.	1	6	0	6	0	0	0	0	14-16-0		138	1	47	0	0	0	0	0	0	0	0	0	6
10/04/2025	at Akron	4	-27	0	0	0	0	0	0	12-21-0		134	0	28	0	0	0	0	0	0	0	0	0	-27
10/18/2025	at Bowling Green	5	30	0	10	0	0	0	0	2-4-0		72	0	63	0	0	0	0	0	0	0	0	0	30
10/25/2025	Massachusetts	5	5	0	8	0	0	0	0	10-11-0		148	2	51	0	0	0	0	0	0	0	0	0	5
11/01/2025	at Western Mich.	7	0	0	6	0	0	0	0	8-11-1		152	1	77	0	0	0	0	0	0	0	0	0	0
11/12/2025	Buffalo	2	-3	0	2	0	0	0	0	18-24-2		247	2	75	0	0	0	0	0	0	0	0	0	-3
11/19/2025	at Kent St.	3	11	0	7	0	0	0	0	11-20-1		121	2	23	0	0	0	0	0	0	0	0	0	11
11/29/2025	Toledo	7	-30	0	3	0	0	0	0	19-30-1		242	0	37	0	0	0	0	0	0	0	0	0	-30
		45	-4	0	10	0	0	0	0	126-183-6		1676	12	88	0	0	0	0	0	0	0	0	0	1672

Games	Avg/ rush	Avg/ catch	Pass effic	KR avg	PR avg	All purpose avg/game	Total offense avg/game
12	-0.1	0.0	160.9	0.0	0.0	-0.3	139.3

20 • LANGSTON LEWIS • WR

		Rushing				Receiving				Passing				Kick Returns				Punt Returns				all		
Date	Opponent	no.	yds	td	lg	no.	yds	td	lg	cmp	att	int	yds	td	lg	no.	yds	td	lg	no.	yds	td	lg	purp
08/29/2025	at San Jose St.	1	2	0	2	1	14	0	14	0	0	0	0	0	0	0	0	0	0	0	0	0	0	16
09/06/2025	at Pittsburgh	0	0	0	0	1	21	0	21	0	0	0	0	0	0	0	0	0	0	0	0	0	0	21
09/13/2025	at Michigan	0	0	0	0	1	4	0	4	0	0	0	0	0	0	0	0	0	0	0	0	0	0	4
09/20/2025	Wagner	2	35	0	19	4	39	0	17	0	0	0	0	0	0	0	0	0	0	0	0	0	0	74
09/27/2025	Eastern Mich.	0	0	0	0	7	45	1	12	0	0	0	0	0	0	0	0	0	0	0	0	0	0	45
10/04/2025	at Akron	2	3	0	4	1	4	0	4	0	0	0	0	0	0	0	0	0	0	0	0	0	0	7
10/18/2025	at Bowling Green	1	-3	0	0	0	0	0	0	0	0	0	0	0	0	0	0	0	0	0	0	0	0	-3
10/25/2025	Massachusetts	0	0	0	0	2	57	0	48	0	0	0	0	0	0	0	0	0	0	0	0	0	0	57
11/01/2025	at Western Mich.	0	0	0	0	4	111	1	77	0	0	0	0	0	0	0	0	0	0	0	0	0	0	111
11/12/2025	Buffalo	0	0	0	0	6	118	1	75	0	0	0	0	0	0	0	0	0	0	0	0	0	0	118
11/19/2025	at Kent St.	0	0	0	0	2	29	0	15	0	0	0	0	0	0	0	0	0	0	0	0	0	0	29
11/29/2025	Toledo	2	-6	0	2	6	71	0	37	0	0	0	0	0	0	0	0	0	0	0	0	0	0	65
		8	31	0	19	35	513	3	77	0	0	0	0	0	0	0	0	0	0	0	0	0	0	31

Games	Avg/ rush	Avg/ catch	Pass effic	KR avg	PR avg	All purpose avg/game	Total offense avg/game
12	3.9	14.7	0.0	0.0	0.0	45.3	2.6

19 • TOMMY MCINTOSH • WR

		Rushing				Receiving				Passing				Kick Returns				Punt Returns				all		
Date	Opponent	no.	yds	td	lg	no.	yds	td	lg	cmp	att	int	yds	td	lg	no.	yds	td	lg	no.	yds	td	lg	purp
08/29/2025	at San Jose St.	0	0	0	0	2	61	0	47	0	0	0	0	0	0	0	0	0	0	0	0	0	0	61
09/06/2025	at Pittsburgh	0	0	0	0	2	17	0	9	0	0	0	0	0	0	0	0	0	0	0	0	0	0	17
09/13/2025	at Michigan	0	0	0	0	1	7	0	7	0	0	0	0	0	0	0	0	0	0	0	0	0	0	7
09/20/2025	Wagner	0	0	0	0	2	39	1	33	0	0	0	0	0	0	0	0	0	0	0	0	0	0	39
09/27/2025	Eastern Mich.	0	0	0	0	2	59	0	47	0	0	0	0	0	0	0	0	0	0	0	0	0	0	59
10/04/2025	at Akron	0	0	0	0	2	5	0	4	0	0	0	0	0	0	0	0	0	0	0	0	0	0	5
10/18/2025	at Bowling Green	0	0	0	0	1	9	0	9	0	0	0	0	0	0	0	0	0	0	0	0	0	0	9
10/25/2025	Massachusetts	0	0	0	0	1	17	0	17	0	0	0	0	0	0	0	0	0	0	0	0	0	0	17
11/01/2025	at Western Mich.	0	0	0	0	1	11	0	11	0	0	0	0	0	0	0	0	0	0	0	0	0	0	11
11/12/2025	Buffalo	0	0	0	0	5	85	1	34	0	0	0	0	0	0	0	0	0	0	0	0	0	0	85
11/19/2025	at Kent St.	0	0	0	0	2	8	1	7	0	0	0	0	0	0	0	0	0	0	0	0	0	0	8
11/29/2025	Toledo	0	0	0	0	6	83	0	34	0	0	0	0	0	0	0	0	0	0	0	0	0	0	83
		0	0	0	0	27	401	3	47	0	0	0	0	0	0	0	0	0	0	0	0	0	0	0

Games	Avg/ rush	Avg/ catch	Pass effic	KR avg	PR avg	All purpose avg/game	Total offense avg/game
12	0.0	14.9	0.0	0.0	0.0	33.4	0.0

8 • DECORION TEMPLE • TE

		Rushing				Receiving				Passing				Kick Returns				Punt Returns				all		
Date	Opponent	no.	yds	td	lg	no.	yds	td	lg	cmp	att	int	yds	td	lg	no.	yds	td	lg	no.	yds	td	lg	purp
08/29/2025	at San Jose St.	0	0	0	0	2	22	0	11	0	0	0	0	0	0	0	0	0	0	0	0	0	0	22
09/06/2025	at Pittsburgh	0	0	0	0	3	14	1	8	0	0	0	0	0	0	0	0	0	0	0	0	0	0	14
09/13/2025	at Michigan	0	0	0	0	0	0	0	0	0	0	0	0	0	0	0	0	0	0	0	0	0	0	0
09/20/2025	Wagner	0	0	0	0	1	16	0	16	0	0	0	0	0	0	0	0	0	0	0	0	0	0	16
09/27/2025	Eastern Mich.	0	0	0	0	0	0	0	0	0	0	0	0	0	0	0	0	0	0	0	0	0	0	0
10/04/2025	at Akron	0	0	0	0	0	0	0	0	0	0	0	0	0	0	0	0	0	0	0	0	0	0	0
10/18/2025	at Bowling Green	0	0	0	0	0	0	0	0	0	0	0	0	0	0	0	0	0	0	0	0	0	0	0
10/25/2025	Massachusetts	0	0	0	0	2	10	0	6	0	0	0	0	0	0	0	0	0	0	0	0	0	0	10
11/01/2025	at Western Mich.	0	0	0	0	1	13	0	13	0	0	0	0	0	0	0	0	0	0	0	0	0	0	13
11/12/2025	Buffalo	0	0	0	0	0	0	0	0	0	0	0	0	0	0	0	0	0	0	0	0	0	0	0
11/19/2025	at Kent St.	0	0	0	0	3	34	1	19	0	0	0	0	0	0	0	0	0	0	0	0	0	0	34
11/29/2025	Toledo	0	0	0	0	3	22	0	10	0	0	0	0	0	0	0	0	0	0	0	0	0	0	22
		0	0	0	0	15	131	2	19	0	0	0	0	0	0	0	0	0	0	0	0	0	0	0

Games	Avg/ rush	Avg/ catch	Pass effic	KR avg	PR avg	All purpose avg/game	Total offense avg/game
12	0.0	8.7	0.0	0.0	0.0	10.9	0.0

22 • BROCK TOWNSEND • RB

		Rushing				Receiving				Passing				Kick Returns				Punt Returns				all		
Date	Opponent	no.	yds	td	lg	no.	yds	td	lg	cmp	att	int	yds	td	lg	no.	yds	td	lg	no.	yds	td	lg	purp
08/29/2025	at San Jose St.	0	0	0	0	0	0	0	0	0	0	0	0	0	0	0	0	0	0	0	0	0	0	0
09/06/2025	at Pittsburgh	1	-1	0	0	2	20	0	12	0	0	0	0	0	0	0	0	0	0	0	0	0	0	19
09/13/2025	at Michigan	5	9	0	4	1	8	0	8	0	0	0	0	0	0	0	0	0	0	0	0	0	0	17
09/20/2025	Wagner	4	20	0	11	1	22	1	22	0	0	0	0	0	0	0	0	0	0	0	0	0	0	42
09/27/2025	Eastern Mich.	8	51	0	22	2	5	1	4	0	0	0	0	0	0	0	0	0	0	0	0	0	0	56
10/04/2025	at Akron	8	108	0	46	0	0	0	0	0	0	0	0	0	0	0	0	0	0	0	0	0	0	108
10/18/2025	at Bowling Green	6	41	0	37	1	1	0	1	0	0	0	0	0	0	0	0	0	0	0	0	0	0	42
10/25/2025	Massachusetts	12	34	2	5	2	78	1	51	0	0	0	0	0	0	1	19	0	19	0	0	0	0	131
11/01/2025	at Western Mich.	9	26	0	6	0	0	0	0	0	0	0	0	0	0	0	0	0	0	0	0	0	0	26
11/12/2025	Buffalo	2	11	0	8	2	3	0	5	0	0	0	0	0	0	0	0	0	0	0	0	0	0	14
11/19/2025	at Kent St.	6	27	2	10	0	0	0	0	0	0	0	0	0	0	0	0	0	0	0	0	0	0	27
11/29/2025	Toledo	14	68	0	12	1	5	0	5	0	0	0	0	0	0	0	0	0	0	0	0	0	0	73
		75	394	4	46	12	142	3	51	0	0	0	0	0	0	1	19	0	19	0	0	0	0	394

Games	Avg/ rush	Avg/ catch	Pass effic	KR avg	PR avg	All purpose avg/game	Total offense avg/game
12	5.3	11.8	0.0	19.0	0.0	46.3	32.8



DEFENSIVE PLAYER GAME-BY-GAME

17 • MADDIX BLACKWELL • DB

		Tackles				Sacks	Fumble		Pass Defense			blkd	PAT attempts			off	
Date	Opponent	ua	a	total	tfl-yds	no-yds	ff	fr-yds	int-yds	qbh	brup	kick	kick	rush	rcv	saf	pts
08/29/2025	at San Jose St.	0	0	0	0.0-0	0-0	0	0-0	0-0	0	0	0	0-0	0	0	0	0
09/06/2025	at Pittsburgh	3	0	3	0.0-0	0-0	0	0-0	0-0	0	0	0	0-0	0	0	0	0
09/13/2025	at Michigan	2	0	2	0.0-0	0-0	0	0-0	0-0	0	0	0	0-0	0	0	0	0
09/20/2025	Wagner	2	2	4	0.0-0	0-0	0	0-0	0-0	0	0	0	0-0	0	0	0	0
09/27/2025	Eastern Mich.	3	3	6	0.0-0	0-0	0	0-0	1-0	0	0	0	0-0	0	0	0	0
10/04/2025	at Akron	3	0	3	0.0-0	0-0	0	0-0	0-0	0	0	0	0-0	0	0	0	0
10/18/2025	at Bowling Green	1	2	3	0.0-0	0-0	0	0-0	0-0	0	0	0	0-0	0	0	0	0
10/25/2025	Massachusetts	2	1	3	0.0-0	0-0	0	0-0	0-0	0	0	0	0-0	0	0	0	0
11/01/2025	at Western Mich.	3	1	4	0.0-0	0-0	0	0-0	0-0	0	0	0	0-0	0	0	0	0
11/12/2025	Buffalo	2	3	5	0.0-0	0-0	0	0-0	0-0	0	0	0	0-0	0	0	0	0
11/19/2025	at Kent St.	3	2	5	0.0-0	0-0	0	0-0	0-0	0	0	0	0-0	0	0	0	0
11/29/2025	Toledo	0	2	2	0.0-0	0-0	0	0-0	0-0	0	0	0	0-0	0	0	0	0
		24	16	40	0.0-0	0-0	0	0-0	1-0	0	0	0	0-0	0	0	0	0

40 • LAWAI'A BROWN • LB

		Tackles				Sacks	Fumble		Pass Defense			blkd	PAT attempts			off	
Date	Opponent	ua	a	total	tfl-yds	no-yds	ff	fr-yds	int-yds	qbh	brup	kick	kick	rush	rcv	saf	pts
08/29/2025	at San Jose St.	2	1	3	0.0-0	0-0	0	0-0	0-0	1	0	0	0-0	0	0	0	0
09/06/2025	at Pittsburgh	1	0	1	0.0-0	0-0	0	0-0	0-0	0	0	0	0-0	0	0	0	0
09/13/2025	at Michigan	3	2	5	0.0-0	0-0	0	0-0	0-0	0	0	0	0-0	0	0	0	0
09/20/2025	Wagner	1	0	1	0.0-0	0-0	0	0-0	0-0	0	0	0	0-0	0	0	0	0
09/27/2025	Eastern Mich.	1	3	4	0.0-0	0-0	0	0-0	0-0	0	0	0	0-0	0	0	0	0
10/04/2025	at Akron	0	3	3	0.0-0	0-0	0	0-0	0-0	0	0	0	0-0	0	0	0	0
10/18/2025	at Bowling Green	1	3	4	0.0-0	0-0	0	0-0	0-0	0	0	0	0-0	0	0	0	0
10/25/2025	Massachusetts	0	0	0	0.0-0	0-0	0	0-0	0-0	1	0	0	0-0	0	0	0	0
11/01/2025	at Western Mich.	3	5	8	0.5-4	0.5-4	0	0-0	0-0	0	0	0	0-0	0	0	0	0
11/12/2025	Buffalo	1	3	4	0.5-4	0.5-4	0	0-0	0-0	0	0	0	0-0	0	0	0	0
11/19/2025	at Kent St.	1	2	3	0.5-1	0-0	0	1-0	0-0	1	0	0	0-0	0	0	0	0
11/29/2025	Toledo	1	2	3	0.0-0	0-0	0	0-0	0-0	0	0	0	0-0	0	0	0	0
		15	24	39	1.5-9	1-8	0	1-0	0-0	3	0	0	0-0	0	0	0	0

6 • KALEN CARROLL • DB

		Tackles				Sacks	Fumble		Pass Defense			blkd	PAT attempts			off	
Date	Opponent	ua	a	total	tfl-yds	no-yds	ff	fr-yds	int-yds	qbh	brup	kick	kick	rush	rcv	saf	pts
08/29/2025	at San Jose St.	5	2	7	0.0-0	0-0	0	0-0	0-0	0	1	0	0-0	0	0	0	0
09/06/2025	at Pittsburgh	2	0	2	0.0-0	0-0	0	0-0	0-0	0	1	0	0-0	0	0	0	0
09/13/2025	at Michigan	1	4	5	0.0-0	0-0	0	0-0	0-0	0	0	0	0-0	0	0	0	0
09/20/2025	Wagner	1	1	2	0.5-1	0-0	0	0-0	0-0	1	1	0	0-0	0	0	0	0
09/27/2025	Eastern Mich.	4	2	6	0.5-0	0-0	1	0-0	0-0	0	0	0	0-0	0	0	0	0
10/04/2025	at Akron	2	2	4	0.0-0	0-0	0	0-0	0-0	0	1	0	0-0	0	0	0	0
10/18/2025	at Bowling Green	1	3	4	0.0-0	0-0	0	0-0	0-0	0	0	0	0-0	0	0	0	0
10/25/2025	Massachusetts	3	1	4	1.0-5	0-0	0	0-0	1-0	0	1	0	0-0	0	0	0	0
11/01/2025	at Western Mich.	3	1	4	0.0-0	0-0	0	0-0	0-0	0	0	0	0-0	0	0	0	0
11/12/2025	Buffalo	2	1	3	0.0-0	0-0	0	0-0	0-0	0	1	0	0-0	0	0	0	0
11/19/2025	at Kent St.	1	1	2	0.0-0	0-0	0	0-0	0-0	0	0	0	0-0	0	0	0	0
11/29/2025	Toledo	3	1	4	0.0-0	0-0	0	0-0	0-0	0	1	0	0-0	0	0	0	0
		28	19	47	2.0-6	0-0	1	0-0	1-0	1	7	0	0-0	0	0	0	0

1 • DAKOTA COCHRAN • LB

		Tackles				Sacks	Fumble		Pass Defense			blkd	PAT attempts			off	
Date	Opponent	ua	a	total	tfl-yds	no-yds	ff	fr-yds	int-yds	qbh	brup	kick	kick	rush	rcv	saf	pts
08/29/2025	at San Jose St.	2	6	8	0.0-0	0-0	0	0-0	0-0	0	0	0	0-0	0	0	0	0
09/06/2025	at Pittsburgh	3	2	5	0.0-0	0-0	0	0-0	0-0	1	0	0	0-0	0	0	0	0
09/13/2025	at Michigan	3	0	3	0.0-0	0-0	0	0-0	0-0	0	0	0	0-0	0	0	0	0
09/20/2025	Wagner	0	4	4	0.0-0	0-0	0	1-0	1-30	0	0	0	0-0	0	0	0	6
09/27/2025	Eastern Mich.	7	1	8	0.0-0	0-0	0	0-0	0-0	0	0	0	0-0	0	0	0	0
10/04/2025	at Akron	0	5	5	0.5-1	0-0	0	0-0	0-0	0	1	0	0-0	0	0	0	0
10/18/2025	at Bowling Green	2	6	8	0.0-0	0-0	0	0-0	0-0	0	0	0	0-0	0	0	0	0
10/25/2025	Massachusetts	3	3	6	0.0-0	0-0	0	0-0	0-0	2	0	0	0-0	0	0	0	0
11/01/2025	at Western Mich.	9	2	11	2.5-8	0.5-4	1	0-0	0-0	0	0	0	0-0	0	0	0	0
11/12/2025	Buffalo	1	4	5	0.0-0	0-0	0	1-85	0-0	0	0	0	0-0	0	0	0	6
11/19/2025	at Kent St.	4	1	5	1.5-6	0-0	1	0-0	0-0	0	1	0	0-0	0	0	0	0
11/29/2025	Toledo	6	3	9	1.0-1	0-0	0	0-0	0-0	2	0	1	0-0	0	0	0	0
		40	37	77	5.5-16	0.5-4	2	2-85	1-30	5	2	1	0-0	0	0	0	12

3 • BRENDEN DEASFERNANDES • DB

		Tackles				Sacks	Fumble		Pass Defense			blkd	PAT attempts			off	
Date	Opponent	ua	a	total	tfl-yds	no-yds	ff	fr-yds	int-yds	qbh	brup	kick	kick	rush	rcv	saf	pts
08/29/2025	at San Jose St.	1	0	1	0.0-0	0-0	0	0-0	1-0	0	1	0	0-0	0	0	0	0
09/06/2025	at Pittsburgh	1	2	3	0.0-0	0-0	0	0-0	0-0	0	0	0	0-0	0	0	0	0
09/13/2025	at Michigan	1	1	2	0.0-0	0-0	0	0-0	1-0	0	0	0	0-0	0	0	0	0
09/20/2025	Wagner	0	0	0	0.0-0	0-0	0	0-0	0-0	0	1	0	0-0	0	0	0	0
09/27/2025	Eastern Mich.	1	0	1	0.0-0	0-0	0	0-0	0-0	0	1	0	0-0	0	0	0	0
10/04/2025	at Akron	1	0	1	0.0-0	0-0	0	0-0	0-0	0	0	0	0-0	0	0	0	0
10/18/2025	at Bowling Green	3	1	4	0.0-0	0-0	0	0-0	0-0	0	0	0	0-0	0	0	0	0
10/25/2025	Massachusetts	0	1	1	0.0-0	0-0	0	0-0	0-0	0	0	0	0-0	0	0	0	0
11/01/2025	at Western Mich.	1	1	2	0.0-0	0-0	0	0-0	0-0	0	0	0	0-0	0	0	0	0
11/12/2025	Buffalo	2	1	3	0.0-0	0-0	0	0-0	0-0	0	1	0	0-0	0	0	0	0
11/19/2025	at Kent St.	0	1	1	0.0-0	0-0	0	0-0	0-0	0	0	0	0-0	0	0	0	0
11/29/2025	Toledo	2	2	4	0.0-0	0-0	0	0-0	0-0	0	0	0	0-0	0	0	0	0
		13	10	23	0.0-0	0-0	0	0-0	2-0	0	4	0	0-0	0	0	0	0

98 • JONATHAN DECKER • DL

		Tackles				Sacks	Fumble		Pass Defense			blkd	PAT attempts			off	
Date	Opponent	ua	a	total	tfl-yds	no-yds	ff	fr-yds	int-yds	qbh	brup	kick	kick	rush	rcv	saf	pts
08/29/2025	at San Jose St.	0	0	0	0.0-0	0-0	0	0-0	0-0	0	0	0	0-0	0	0	0	0
09/06/2025	at Pittsburgh	0	0	0	0.0-0	0-0	0	0-0	0-0	0	0	0	0-0	0	0	0	0
09/13/2025	at Michigan	0	0	0	0.0-0	0-0	0	0-0	0-0	0	0	0	0-0	0	0	0	0
09/20/2025	Wagner	0	2	2	0.0-0	0-0	0	0-0	0-0	0	0	0	0-0	0	0	0	0
09/27/2025	Eastern Mich.	1	0	1	0.0-0	0-0	0	0-0	0-0	0	0	0	0-0	0	0	0	0
10/04/2025	at Akron	1	5	6	0.0-0	0-0	0	0-0	0-0	0	0	0	0-0	0	0	0	0
10/18/2025	at Bowling Green	2	0	2	1.0-2	0-0	0	0-0	0-0	0	0	0	0-0	0	0	0	0
10/25/2025	Massachusetts	1	1	2	1.0-2	0-0	0	0-0	0-0	0	0	0	0-0	0	0	0	0
11/01/2025	at Western Mich.	1	3	4	0.0-0	0-0	0	1-0	0-0	0	0	0	0-0	0	0	0	0
11/12/2025	Buffalo	0	1	1	0.0-0	0-0	0	0-0	0-0	0	0	0	0-0	0	0	0	0
11/19/2025	at Kent St.	0	2	2	0.0-0	0-0	0	0-0	0-0	0	0	0	0-0	0	0	0	0
11/29/2025	Toledo	0	2	2	0.0-0	0-0	0	0-0	0-0	0	0	0	0-0	0	0	0	0
		6	16	22	2.0-4	0-0	0	1-0	0-0	0	0	0	0-0	0	0	0	0



CENTRAL MICHIGAN VS. NORTHWESTERN

56 • KORVER DEMMA • DL

Date	Opponent	Tackles				Sacks	Fumble		Pass Defense			blkd	PAT attempts			off	
		ua	a	total	tfl-yds	no-yds	ff	fr-yds	int-yds	qbh	brup	kick	kick	rush	rcv	saf	pts
08/29/2025	at San Jose St.	2	1	3	1.0-4	0-0	0	0-0	0-0	2	0	0	0-0	0	0	0	0
09/06/2025	at Pittsburgh	1	1	2	0.5-0	0-0	0	0-0	0-0	0	0	0	0-0	0	0	0	0
09/13/2025	at Michigan	2	1	3	0.0-0	0-0	0	0-0	0-0	0	0	0	0-0	0	0	0	0
09/20/2025	Wagner	2	1	3	1.0-6	1-6	0	0-0	0-0	1	1	0	0-0	0	0	0	0
09/27/2025	Eastern Mich.	0	4	4	0.0-0	0-0	0	0-0	0-0	0	0	0	0-0	0	0	0	0
10/04/2025	at Akron	2	0	2	1.0-2	0-0	0	0-0	0-0	0	0	0	0-0	0	0	0	0
10/18/2025	at Bowling Green	0	0	0	0.0-0	0-0	0	0-0	0-0	0	0	0	0-0	0	0	0	0
10/25/2025	Massachusetts	2	0	2	1.0-2	0-0	0	0-0	0-0	0	0	0	0-0	0	0	0	0
11/01/2025	at Western Mich.	0	1	1	0.5-3	0.5-3	0	0-0	0-0	0	0	0	0-0	0	0	0	0
11/12/2025	Buffalo	2	2	4	2.5-5	2-4	1	0-0	0-0	1	0	0	0-0	0	0	0	0
11/19/2025	at Kent St.	1	1	2	1.0-4	0-0	0	0-0	0-0	0	0	0	0-0	0	0	0	0
11/29/2025	Toledo	0	0	0	0.0-0	0-0	0	1-0	0-0	0	0	0	0-0	0	0	0	0
		14	12	26	8.5-26	3.5-13	1	1-0	0-0	4	1	0	0-0	0	0	0	0

85 • JJ DOUGLAS • DL

Date	Opponent	Tackles				Sacks	Fumble		Pass Defense			blkd	PAT attempts			off	
		ua	a	total	tfl-yds	no-yds	ff	fr-yds	int-yds	qbh	brup	kick	kick	rush	rcv	saf	pts
09/20/2025	Wagner	0	0	0	0.0-0	0-0	0	0-0	0-0	0	0	0	0-0	0	0	0	0
10/04/2025	at Akron	0	2	2	0.0-0	0-0	0	0-0	0-0	0	0	0	0-0	0	0	0	0
10/18/2025	at Bowling Green	2	2	4	0.0-0	0-0	0	0-0	0-0	1	0	0	0-0	0	0	0	0
10/25/2025	Massachusetts	1	1	2	0.5-4	0.5-4	0	0-0	0-0	0	1	0	0-0	0	0	0	0
11/01/2025	at Western Mich.	1	2	3	0.0-0	0-0	0	0-0	0-0	0	0	0	0-0	0	0	0	0
11/12/2025	Buffalo	2	3	5	0.5-4	0.5-4	0	0-0	0-0	0	0	0	0-0	0	0	0	0
11/19/2025	at Kent St.	3	1	4	1.0-10	1-10	0	0-0	0-0	1	0	0	0-0	0	0	0	0
11/29/2025	Toledo	1	2	3	0.0-0	0-0	1	0-0	0-0	0	0	0	0-0	0	0	0	0
		10	13	23	2.0-18	2-18	1	0-0	0-0	2	1	0	0-0	0	0	0	0

10 • ELIJAH GORDON • DB

Date	Opponent	Tackles				Sacks	Fumble		Pass Defense			blkd	PAT attempts			off	
		ua	a	total	tfl-yds	no-yds	ff	fr-yds	int-yds	qbh	brup	kick	kick	rush	rcv	saf	pts
08/29/2025	at San Jose St.	2	0	2	0.0-0	0-0	0	0-0	0-0	0	0	0	0-0	0	0	0	0
09/06/2025	at Pittsburgh	2	4	6	0.0-0	0-0	0	0-0	0-0	0	1	0	0-0	0	0	0	0
09/13/2025	at Michigan	4	4	8	0.0-0	0-0	0	0-0	0-0	0	0	0	0-0	0	0	0	0
09/20/2025	Wagner	2	3	5	1.0-4	0-0	0	0-0	0-0	0	0	0	0-0	0	0	0	0
09/27/2025	Eastern Mich.	4	3	7	0.0-0	0-0	0	0-0	0-0	0	0	0	0-0	0	0	0	0
10/04/2025	at Akron	1	3	4	0.0-0	0-0	0	0-0	0-0	1	1	0	0-0	0	0	0	0
10/18/2025	at Bowling Green	0	2	2	0.0-0	0-0	0	0-0	0-0	0	0	0	0-0	0	0	0	0
10/25/2025	Massachusetts	0	4	4	0.0-0	0-0	0	0-0	0-0	0	1	0	0-0	0	0	0	0
11/12/2025	Buffalo	1	3	4	0.0-0	0-0	0	1-0	1-9	0	0	0	0-0	0	0	0	0
11/19/2025	at Kent St.	0	1	1	0.0-0	0-0	0	0-0	0-0	0	0	0	0-0	0	0	0	0
11/29/2025	Toledo	1	2	3	0.0-0	0-0	0	0-0	0-0	0	0	0	0-0	0	0	0	0
		17	29	46	1.0-4	0-0	0	1-0	1-9	1	3	0	0-0	0	0	0	0

97 • MICHAEL HELDMAN • DL

Date	Opponent	Tackles				Sacks		Fumble		Pass Defense			blkd	PAT attempts			off
		ua	a	total	tfl-yds	no-yds	ff	fr-yds	int-yds	qbh	brup	kick		kick	rush	rcv	
08/29/2025	at San Jose St.	4	2	6	1.0-7	1-7	1	0-0	0-0	0	0	0	0	0-0	0	0	0
09/06/2025	at Pittsburgh	1	0	1	0.0-0	0-0	0	0-0	0-0	0	0	0	0	0-0	0	0	0
09/13/2025	at Michigan	1	0	1	1.0-3	0-0	0	0-0	0-0	0	0	0	0	0-0	0	0	0
09/20/2025	Wagner	2	3	5	2.0-7	2-7	1	0-0	0-0	0	0	0	0	0-0	0	0	0
09/27/2025	Eastern Mich.	2	3	5	1.5-4	1.5-4	0	0-0	0-0	1	0	0	0	0-0	0	0	0
10/04/2025	at Akron	0	5	5	1.0-0	0-0	0	0-0	0-0	0	0	0	0	0-0	0	0	0
10/18/2025	at Bowling Green	3	2	5	2.0-14	1-6	0	0-0	0-0	0	0	0	0	0-0	0	0	0
10/25/2025	Massachusetts	0	1	1	0.0-0	0-0	0	0-0	0-0	5	2	0	0	0-0	0	0	0
11/01/2025	at Western Mich.	1	5	6	0.0-0	0-0	0	0-0	0-0	0	0	0	0	0-0	0	0	0
11/12/2025	Buffalo	3	1	4	2.0-11	2-11	0	0-0	0-0	2	2	0	0	0-0	0	0	0
11/19/2025	at Kent St.	3	2	5	2.5-10	2-9	0	0-0	0-0	1	0	0	0	0-0	0	0	0
11/29/2025	Toledo	3	0	3	3.0-6	1-4	0	0-0	0-0	0	0	0	0	0-0	0	0	0
		23	24	47	16.0-62	10.5-48	2	0-0	0-0	9	4	0	0	0-0	0	0	0

4 • JAION JACKSON • DB

Date	Opponent	Tackles				Sacks		Fumble		Pass Defense			blkd	PAT attempts			off
		ua	a	total	tfl-yds	no-yds	ff	fr-yds	int-yds	qbh	brup	kick		kick	rush	rcv	
08/29/2025	at San Jose St.	1	0	1	0.0-0	0-0	0	0-0	0-0	0	0	0	0	0-0	0	0	0
09/06/2025	at Pittsburgh	3	3	6	0.0-0	0-0	0	0-0	0-0	0	1	0	0	0-0	0	0	0
09/13/2025	at Michigan	0	1	1	0.0-0	0-0	0	0-0	0-0	0	0	0	0	0-0	0	0	0
09/20/2025	Wagner	1	1	2	0.0-0	0-0	0	0-0	0-0	0	0	0	0	0-0	0	0	0
09/27/2025	Eastern Mich.	0	2	2	0.0-0	0-0	0	0-0	0-0	0	1	0	0	0-0	0	0	0
10/04/2025	at Akron	2	1	3	1.0-10	1-10	0	0-0	0-0	0	1	0	0	0-0	0	0	0
10/18/2025	at Bowling Green	2	1	3	1.0-2	0-0	0	0-0	1-19	0	0	0	0	0-0	0	0	0
10/25/2025	Massachusetts	3	2	5	0.5-1	0-0	0	0-0	0-0	0	1	0	0	0-0	0	0	0
11/01/2025	at Western Mich.	6	2	8	1.0-15	1-15	1	0-0	0-0	0	0	0	0	0-0	0	0	0
11/12/2025	Buffalo	1	5	6	0.5-1	0-0	0	1-0	0-0	0	1	0	0	0-0	0	0	0
11/19/2025	at Kent St.	4	1	5	0.0-0	0-0	0	0-0	0-0	2	1	0	0	0-0	0	0	0
11/29/2025	Toledo	1	3	4	0.0-0	0-0	0	0-0	0-0	0	1	0	0	0-0	0	0	0
		24	22	46	4.0-29	2-25	1	1-0	1-19	2	7	0	0	0-0	0	0	0

12 • JORDAN KWIATKOWSKI • LB

Date	Opponent	Tackles				Sacks		Fumble		Pass Defense			blkd	PAT attempts			off
		ua	a	total	tfl-yds	no-yds	ff	fr-yds	int-yds	qbh	brup	kick		kick	rush	rcv	
08/29/2025	at San Jose St.	3	3	6	0.0-0	0-0	0	0-0	0-0	1	1	0	0	0-0	0	0	0
09/06/2025	at Pittsburgh	4	4	8	0.5-1	0-0	0	0-0	1-18	0	0	0	0	0-0	0	0	0
09/13/2025	at Michigan	4	1	5	0.0-0	0-0	0	0-0	0-0	0	0	0	0	0-0	0	0	0
09/20/2025	Wagner	2	3	5	0.0-0	0-0	0	0-0	0-0	0	1	0	0	0-0	0	0	0
09/27/2025	Eastern Mich.	1	4	5	0.0-0	0-0	0	0-0	0-0	0	0	0	0	0-0	0	0	0
10/04/2025	at Akron	2	8	10	0.5-1	0-0	0	0-0	0-0	0	0	0	0	0-0	0	0	0
10/18/2025	at Bowling Green	7	7	14	2.5-5	0-0	0	0-0	1-26	0	1	0	0	0-0	0	0	0
10/25/2025	Massachusetts	1	9	10	1.0-6	0.5-4	0	0-0	0-0	1	0	0	0	0-0	0	0	0
11/01/2025	at Western Mich.	5	5	10	0.5-3	0.5-3	0	0-0	0-0	0	0	0	0	0-0	0	0	0
11/12/2025	Buffalo	7	2	9	1.0-1	0-0	1	0-0	1-48	1	1	0	0	0-0	0	0	6
11/19/2025	at Kent St.	6	9	15	4.5-24	1-12	1	0-0	0-0	0	0	0	0	0-0	0	0	0
11/29/2025	Toledo	7	5	12	2.0-13	1-12	1	0-0	0-0	0	1	0	0	0-0	0	0	0
		49	60	109	12.5-54	3-31	3	0-0	3-92	3	5	0	0	0-0	0	0	6



CENTRAL MICHIGAN VS. NORTHWESTERN

1 • ELIJAH RIKARD • DB

		Tackles				Sacks	Fumble		Pass Defense			blkd	PAT attempts			off	
Date	Opponent	ua	a	total	tfl-yds	no-yds	ff	fr-yds	int-yds	qbh	brup	kick	kick	rush	rcv	saf	pts
08/29/2025	at San Jose St.	1	0	1	0.0-0	0-0	0	0-0	1-0	0	0	0	0-0	0	0	0	0
09/06/2025	at Pittsburgh	3	0	3	0.0-0	0-0	0	0-0	0-0	1	0	0	0-0	0	0	0	0
09/13/2025	at Michigan	6	2	8	0.0-0	0-0	0	0-0	0-0	0	0	0	0-0	0	0	0	0
09/20/2025	Wagner	2	2	4	0.0-0	0-0	0	0-0	0-0	0	0	0	0-0	0	0	0	0
09/27/2025	Eastern Mich.	0	1	1	0.0-0	0-0	0	0-0	0-0	0	0	0	0-0	0	0	0	0
10/04/2025	at Akron	2	0	2	0.0-0	0-0	0	0-0	0-0	0	0	0	0-0	0	0	0	0
10/18/2025	at Bowling Green	1	0	1	0.0-0	0-0	0	0-0	0-0	0	0	0	0-0	0	0	0	0
10/25/2025	Massachusetts	1	0	1	0.0-0	0-0	0	0-0	0-0	0	0	0	0-0	0	0	0	0
11/01/2025	at Western Mich.	3	1	4	1.0-1	0-0	0	0-0	0-0	0	0	0	0-0	0	0	0	0
11/12/2025	Buffalo	3	1	4	0.0-0	0-0	0	0-0	0-0	0	0	0	0-0	0	0	0	0
11/19/2025	at Kent St.	1	2	3	0.0-0	0-0	0	0-0	0-0	1	0	0	0-0	0	0	0	0
11/29/2025	Toledo	3	6	9	0.0-0	0-0	0	0-0	0-0	0	0	0	0-0	0	0	0	0
		26	15	41	1.0-1	0-0	0	0-0	1-0	2	0	0	0-0	0	0	0	0

15 • CALEB SPANN • DB/PR

		Tackles				Sacks	Fumble		Pass Defense			blkd	PAT attempts			off	
Date	Opponent	ua	a	total	tfl-yds	no-yds	ff	fr-yds	int-yds	qbh	brup	kick	kick	rush	rcv	saf	pts
08/29/2025	at San Jose St.	1	3	4	0.0-0	0-0	0	0-0	0-0	0	0	0	0-0	0	0	0	0
09/06/2025	at Pittsburgh	1	4	5	0.0-0	0-0	0	0-0	0-0	0	0	0	0-0	0	0	0	0
09/13/2025	at Michigan	4	2	6	0.0-0	0-0	0	0-0	0-0	0	2	0	0-0	0	0	0	0
09/20/2025	Wagner	1	0	1	0.0-0	0-0	0	0-0	0-0	0	0	0	0-0	0	0	0	0
09/27/2025	Eastern Mich.	3	4	7	0.5-1	0-0	0	0-0	0-0	0	0	0	0-0	0	0	0	0
10/04/2025	at Akron	2	4	6	0.0-0	0-0	0	0-0	1-0	0	0	0	0-0	0	0	0	0
10/18/2025	at Bowling Green	3	1	4	0.0-0	0-0	0	0-0	0-0	0	0	0	0-0	0	0	0	0
10/25/2025	Massachusetts	1	0	1	0.0-0	0-0	0	0-0	0-0	0	1	0	0-0	0	0	0	0
11/01/2025	at Western Mich.	1	4	5	0.0-0	0-0	0	0-0	0-0	0	0	0	0-0	0	0	0	0
11/12/2025	Buffalo	1	2	3	0.0-0	0-0	0	0-0	0-0	0	0	0	0-0	0	0	0	0
11/19/2025	at Kent St.	2	2	4	0.0-0	0-0	0	0-0	0-0	0	0	0	0-0	0	0	0	0
11/29/2025	Toledo	1	1	2	0.0-0	0-0	0	0-0	0-0	0	1	0	0-0	0	0	0	0
		21	27	48	0.5-1	0-0	0	0-0	1-0	0	4	0	0-0	0	0	0	0

45 • XAVIER WHITE • LB

		Tackles				Sacks	Fumble		Pass Defense			blkd	PAT attempts			off	
Date	Opponent	ua	a	total	tfl-yds	no-yds	ff	fr-yds	int-yds	qbh	brup	kick	kick	rush	rcv	saf	pts
08/29/2025	at San Jose St.	1	0	1	0.0-0	0-0	0	0-0	0-0	0	0	0	0-0	0	0	0	0
09/06/2025	at Pittsburgh	2	0	2	0.0-0	0-0	0	0-0	0-0	0	0	0	0-0	0	0	0	0
09/13/2025	at Michigan	1	3	4	0.0-0	0-0	0	0-0	0-0	0	0	0	0-0	0	0	0	0
09/20/2025	Wagner	0	1	1	0.0-0	0-0	0	0-0	0-0	0	0	0	0-0	0	0	0	0
09/27/2025	Eastern Mich.	1	0	1	0.0-0	0-0	0	0-0	0-0	0	0	0	0-0	0	0	0	0
10/04/2025	at Akron	2	1	3	0.0-0	0-0	0	0-0	0-0	0	0	0	0-0	0	0	0	0
10/18/2025	at Bowling Green	3	1	4	0.0-0	0-0	0	0-0	0-0	0	0	0	0-0	0	0	0	0
10/25/2025	Massachusetts	1	3	4	0.0-0	0-0	0	0-0	0-0	0	0	0	0-0	0	0	0	0
11/01/2025	at Western Mich.	0	0	0	0.0-0	0-0	0	0-0	0-0	0	0	0	0-0	0	0	0	0
11/12/2025	Buffalo	1	2	3	0.0-0	0-0	0	0-0	0-0	0	0	0	0-0	0	0	0	0
11/19/2025	at Kent St.	2	0	2	0.0-0	0-0	0	0-0	0-0	0	0	0	0-0	0	0	0	0
11/29/2025	Toledo	0	0	0	0.0-0	0-0	0	0-0	0-0	0	0	0	0-0	0	0	0	0
		14	11	25	0.0-0	0-0	0	0-0	0-0	0	0	0	0-0	0	0	0	0

2025 CMU SCORING DRIVES

SCORING DRIVES IN CHRONOLOGICAL ORDER

Opponent	Scoring Play	Conversion	Plays	Yards	Time	Quarter, Time
at SJSU	Trey Cornist, 29-yard TD run	Cade Graham PAT	8	80	4:28	1st, 3:14
at SJSU	Cade Graham, 34-yard field goal	--	4	-2	1:56	1st, 0:10
at SJSU	Cade Graham, 28-yard field goal	--	7	31	3:37	2nd, 8:26
at SJSU	*Cade Graham, 28-yard field goal	--	14	70	7:16	4th, 4:13
at Pitt	Cade Graham, 41-yard field goal	--	12	53	6:42	2nd, 12:28
at Pitt	Jadyn Glasser 2-yard TD run	Cade Graham PAT	6	13	0:44	2nd, 0:09
at Pitt	DeCorion Temple 6-yard pass from Joe Labas	Cade Graham PAT	11	63	7:18	3rd/3:01
at Michigan	Cade Graham 22-yard field goal	--	14	81	5:52	2nd/1:51
Wagner	*Angel Flores 2-yard run	Cade Graham PAT	6	36	3:34	1st/8:15
Wagner	Nahree Biggins 88-yard pass from Joe Labas	Cade Graham PAT	1	88	0:12	2nd/8:22
Wagner	Tommy McIntosh 33-yard pass from Joe Labas	Cade Graham PAT	7	62	2:59	2nd/1:41
Wagner	Tyson Davis 33-yard pass from Joe Labas	Cade Graham PAT	7	80	0:59	2nd/0:16
Wagner	Brock Townsend 22-yard pass from Angel Flores	Cade Graham PAT	10	65	5:45	3rd/5:43
Wagner	Angel Flores 3-yard run	Cade Graham PAT	3	33	1:15	3rd/2:54
EMU	*Brock Townsend 1-yard pass from Joe Labas	Cade Graham PAT	9	75	5:24	1st/9:36
EMU	Nahree Biggins 49-yard run	Cade Graham PAT	5	75	2:51	1st/5:03
EMU	Langston Lewis 2-yard pass from Angel Flores	Cade Graham PAT	12	75	5:39	2nd/10:46
EMU	Cade Graham 22-yard field goal	--	14	72	7:59	4th/7:08
at Akron	Cade Graham 46-yard field goal	--	8	64	4:45	1st/5:46
at Akron	Angel Flores 28-yard run	Cade Graham PAT	7	77	1:30	2nd/8:34
at Akron	Cade Graham 35-yard field goal	--	7	58	3:33	3rd/0:02
at Akron	Angel Flores 2-yard run	Run Failed	6	37	2:04	4th/11:35
at Akron	Cade Graham 47-yard field goal	--	9	60	2:34	4th/1:33
at BGSU	Angel Flores 1-yard run	Cade Graham PAT	1	1	0:02	2nd/13:39
at BGSU	*Angel Flores 6-yard run	Cade Graham PAT	7	79	3:13	2nd/8:04
at BGSU	Cade Graham 38-yard field goal	--	4	7	2:11	2nd/3:48
at BGSU	Angel Flores 3-yard run	Cade Graham PAT	7	75	3:54	3rd/11:06
at BGSU	Cade Graham 47-yard field goal	--	4	3	1:52	3rd/7:09
UMass	Brock Townsend 1-yard run	Cade Graham PAT	7	77	4:05	1st/9:48
UMass	*Brock Townsend 5-yard run	Cade Graham PAT	7	80	3:59	1st/3:59
UMass	Angel Flores 9-yard run	Cade Graham PAT	3	61	1:25	1st/1:19
UMass	Cade Graham 29-yard field goal	--	8	53	3:53	2nd/10:44
UMass	Brock Townsend 51-yard pass from Joe Labas	Cade Graham PAT	3	75	1:53	3rd/13:07
UMass	Nasir Williams 19-yard pass from Joe Labas	Cade Graham PAT	7	58	4:14	3rd/7:50
at WMU	Nahree Biggins 1-yard run	Cade Graham PAT	13	73	8:55	1st/2:31
at WMU	Langston Lewis 77-yard pass from Joe Labas	Cade Graham PAT	1	77	0:12	2nd/7:23
at WMU	Tyson Davis 33-yard pass from Marcus Beamon	Cade Graham PAT	16	75	8:05	4th/14:53
Buffalo	Marcus Beamon 1-yard run	Cade Graham PAT	8	71	1:29	2nd/0:48
Buffalo	Cade Graham 32-yard field goal	--	7	45	3:59	3rd/9:17
Buffalo	Langston Lewis 75-yard pass from Joe Labas	Cade Graham PAT	1	75	0:12	3rd/4:18
Buffalo	Tommy McIntosh 10-yard pass from Joe Labas	Cade Graham PAT	6	41	3:03	4th/6:36
at KSU	+Tommy McIntosh 1-yard pass from Joe Labas	Cade Graham PAT	18	75	10:53	1st/2:37
at KSU	*Brock Townsend 2-yard run	Cade Graham PAT	8	34	4:31	2nd/10:24
at KSU	Brock Townsend 10-yard run	Cade Graham PAT	10	75	5:57	4th/4:41
at KSU	DeCorion Temple 19-yard pass from Joe Labas	Cade Graham PAT	3	24	0:57	4th/3:02
Toledo	Cade Graham 28-yard field goal	--	12	87	5:42	2nd/0:38

*Game winning drives

+Longest scoring driving in school history (time of possession)



2025 CMU SCORING DRIVES

SCORING DRIVE SUPERLATIVES

Longest Touchdown Drive

By number of plays:

By number of yards:

By time of possession:

Central Michigan

18 plays, 75 yards, 10:53, at Kent State, Nov. 19, 2025

88 yards, 1 play, 0:12, Wagner, Sept. 20, 2025

*10:53, 18 plays, 75 yards, at Kent State, Nov. 19, 2025

Opponents

13 plays, 75 yards, 4:38, Buffalo, Nov. 12, 2025

87 yards, 4 plays, 1:22, Buffalo, Nov. 12, 2025

5:12, 11 plays, 73 yards, at Akron, Oct. 4, 2025

Shortest Touchdown Drive

By number of plays:

By number of yards:

By time of possession:

Central Michigan

1 play, four times- at WMU, BGSU, Wagner, Buffalo

1 yard, 1 play, 0:02, at Bowling Green, Oct. 18, 2025

0:02, 1 play, 1 yard, at Bowling Green, Oct. 18, 2025

Opponents

1 play, 37 yards, 0:07, Toledo, Nov. 29, 2025

34 yards, 2 plays, 0:48, at Michigan, Sept. 13, 2025

0:07, 1 play, 37 yards, Toledo, Nov. 29, 2025

Longest Field Goal Drive

By number of plays:

By number of yards:

By time of possession:

Central Michigan

14, three times- last: EMU, Sept. 27, 2025

87, Toledo, 12 plays, 5:42, Nov. 29, 2025

7:59, 14 plays, 72 yards, EMU, Sept. 27, 2025

Opponents

14 plays, 69 yards, 1:51, UMass, Oct. 25, 2025

69 yards, 14 plays, 1:51, UMass, Oct. 25, 2025

5:07, 11 plays, 55 yards, Wagner, Sept. 20, 2025

Shortest Field Goal Drive

By number of plays:

By number of yards:

By time of possession:

Central Michigan

4 plays, three times- 2 times at BGSU, at SJSU

-2 yards, 4 plays, 1:56, at SJSU, Aug. 29, 2025

1:52, 4 plays, 3 yards, at Bowling Green, Oct. 18, 2025

Opponents

4 plays, -2 yards, 0:45, Buffalo, Nov. 12, 2025

-2 yards, 4 plays, 0:45, Buffalo, Nov. 12, 2025

0:45, 4 plays, -2 yards, Buffalo, Nov. 12, 2025

*Central Michigan school record

SCORING DRIVE BREAKDOWN

Yardage	CMU TD	FG	Opponent TD	FG
No Drive	2	--	2	--
Neg. Yards	--	1	--	1
0-9	1	2	--	--
10-19	1	--	--	--
20-29	1	--	--	1
30-39	4	1	2	--
40-49	1	1	4	3
50-59	1	3	4	5
60-69	4	2	6	2
70-79	15	2	12	--
80-89	4	2	3	1
90-99	--	--	--	--
Totals	34	14	33	13

THREE AND OUTS

Game	CMU Offense Three & Out/Drives	Opponent Offense Three & Out/Drives
at San Jose State	3-11 (27%)	2-12 (17%)
at Pittsburgh	4-11 (36%)	1-11 (9%)
at Michigan	5-13 (38%)	0-12 (0%)
Wagner	0-13 (0%)	6-13 (46%)
Eastern Michigan	1-9 (11%)	2-9 (22%)
at Akron	3-10 (30%)	2-10 (20%)
at Bowling Green	1-11 (9%)	2-11 (18%)
Massachusetts	2-12 (17%)	5-12 (42%)
at Western Michigan	3-9 (33%)	3-9 (33%)
Buffalo	3-13 (23%)	3-15 (20%)
at Kent State	3-11 (27%)	1-10 (10%)
Toledo	3-11 (27%)	1-11 (9%)
Totals	30-115 (26%)	28-135 (21%)

FIRST HALF OPENING DRIVES

Game	CMU Pts	1stD	Pl-Yards	Opponent Pts	1stD	Pl-Yards
at SJSU	0	1	7-42	0	3	7-64
at Pittsburgh	0	0	3-(-8)	7	2	7-72
at Michigan	0	0	3-(-8)	7	5	10-75
Wagner	7	2	6-36	0	0	2-0
Eastern Mich.	7	3	9-75	0	0	3-8
at Akron	0	1	6-3	0	0	3-8
at BGSU	0	1	5-13	3	2	8-50
UMass	7	2	7-77	0	0	3-1
at WMU	7	3	13-73	0	1	5-11
Buffalo	0	1	4-16	3	0	4-(-2)
at Kent State	7	4	18-75	0	1	5-7
Toledo	0	3	12-89	0	1	5-18
Totals	35	21	87-482	20	15	62-312

SECOND HALF OPENING DRIVES

Game	CMU Pts	1stD	Pl-Yards	Opponent Pts	1stD	Pl-Yards
at SJSU	0	1	4-7	7	2	6-75
at Pittsburgh	0	1	5-20	0	0	3-8
at Michigan	0	0	3-8	7	5	10-70
Wagner	0	1	4-11	0	0	3-3
Eastern Mich.	0	1	7-17	3	3	8-69
at Akron	0	0	3-5	7	2	8-84
at BGSU	7	5	7-79	0	0	4-7
UMass	7	2	3-75	0	1	3-10
at WMU	0	0	3-0	7	4	11-65
Buffalo	3	1	7-45	0	2	7-34
at Kent State	0	1	4-18	0	3	10-40
Toledo	0	1	5-17	0	0	3-9
Totals	17	14	55-302	31	22	76-503

CMU LONG PLAYS

OFF. PLAY BREAKDOWN

Pass.....	26
Rush.....	17
Total.....	43

OFF. BY GAME

at San Jose State	3
at Pittsburgh.....	2
at Michigan.....	1
Wagner.....	5
Eastern Michigan.....	5
at Akron	7
at Bowling Green.....	2
Massachusetts	6
at Western Michigan	2
Buffalo	4
at Kent State	2
Toledo.....	4
Totals.....	43

OFF. BY QUARTER

First Quarter	11
Second Quarter.....	13
Third Quarter.....	11
Fourth Quarter	8
Overtime.....	-
Total.....	43

RUSHING

Nahree Biggins	5 (1 TD)
Trey Cornist.....	4 (1 TD)
Angel Flores.....	4 (1 TD)
Brock Townsend	4
Total.....	17 (3 TD)

PASSING

Marcus Beamon	1 (1 TD)
Angel Flores.....	4 (1 TD)
Jadyn Glasser	1
Joe Labas	20 (6 TD)
Total.....	26 (8 TD)

RECEIVING

Nahree Biggins	1 (1 TD)
Tyson Davis.....	6 (3 TD)
Henry Dryden	1
Langston Lewis	4 (1 TD)
Camden Krusienga.....	1
Tommy McIntosh.....	7 (1 TD)
Collin Payne.....	1
Justin Ruffin, Jr.....	1
Brock Townsend	3 (2 TD)
Nasir Williams.....	1
Total.....	26 (8 TD)

OFF. 20+ TOUCHDOWNS

Nahree Biggins	2
Trey Cornist.....	1
Tyson Davis.....	2
Angel Flores.....	1
Langston Lewis	2
Tommy McIntosh.....	1
Brock Townsend	2
Totals.....	11

20-YARD PLUS OFFENSIVE PLAYS IN 2025

Yards	Type	Player	Opponent	Quarter
27	Run	Trey Cornist 27-yard run	at San Jose State	1st
*29	Run	Trey Cornist 29-yard TD run	at San Jose State	1st
47	Pass	Angel Flores to Tommy McIntosh	at San Jose State	3rd
21	Pass	Joe Labas to Langston Lewis	at Pittsburgh	3rd
26	Pass	Jadyn Glasser to Camden Krusienga	at Pittsburgh	4th
20	Run	Angel Flores 20-yard run	at Michigan	4th
*88	Pass	Joe Labas to Nahree Biggins TD	Wagner	2nd
*33	Pass	Joe Labas to Tommy McIntosh TD	Wagner	2nd
*33	Pass	Joe Labas to Tyson Davis TD	Wagner	2nd
*22	Pass	Angel Flores to Brock Townsend TD	Wagner	3rd
29	Run	Trey Cornist 29-yard run	Wagner	3rd
47	Pass	Joe Labas to Tommy McIntosh	Eastern Michigan	1st
*49	Run	Nahree Biggins 49-yard TD run	Eastern Michigan	1st
37	Run	Angel Flores 37-yard run	Eastern Michigan	2nd
28	Run	Nahree Biggins 28-yard run	Eastern Michigan	4th
22	Run	Brock Townsend 22-yard run	Eastern Michigan	4th
46	Run	Brock Townsend 46-yard run	at Akron	1st
*28	Run	Angel Flores 28-yard TD run	at Akron	2nd
28	Pass	Joe Labas to Tyson Davis	at Akron	2nd
28	Run	Brock Townsend 28-yard run	at Akron	3rd
23	Run	Nahree Biggins 23-yard run	at Akron	3rd
21	Pass	Joe Labas to Justin Ruffin, Jr.	at Akron	4th
27	Pass	Joe Labas to Nasir Williams	at Akron	4th
63	Pass	Joe Labas to Collin Payne	at Bowling Green	2nd
37	Run	Brock Townsend 37-yard run	at Bowling Green	3rd
58	Run	Nahree Biggins 58-yard run	UMass	1st
21	Run	Angel Flores 21-yard run	UMass	1st
27	Pass	Angel Flores to Brock Townsend	UMass	1st
48	Pass	Angel Flores to Langston Lewis	UMass	1st
21	Run	Trey Cornist 21-yard run	UMass	2nd
*51	Pass	Joe Labas to Brock Townsend	UMass	3rd
*77	Pass	Joe Labas to Langston Lewis	at Western Michigan	2nd
*33	Pass	Marcus Beamon on Tyson Davis	at Western Michigan	4th
31	Pass	Joe Labas to Tommy McIntosh	Buffalo	2nd
25	Pass	Joe Labas to Langston Lewis	Buffalo	2nd
*75	Pass	Joe Labas to Langston Lewis	Buffalo	3rd
34	Pass	Joe Labas to Tommy McIntosh	Buffalo	3rd
21	Run	Nahree Biggins 21-yard run	at Kent State	1st
23	Pass	Joe Labas to Henry Dryden	at Kent State	4th
34	Pass	Joe Labas to Tommy McIntosh	Toledo	1st
21	Pass	Joe Labas to Tommy McIntosh	Toledo	2nd
37	Pass	Joe Labas to Langston Lewis	Toledo	2nd
36	Pass	Joe Labas to Tyson Davis	Toledo	3rd

*play resulted in touchdown

30-YARD PLUS DEFENSIVE/SPECIAL TEAMS PLAYS IN 2025

Yards	Type	Player	Opponent	Quarter
30	*Int Return (TD)	Dakota Cochran	Wagner	1st
46	Punt Return	Caleb Spann	Wagner	3rd
48	*Int Return (TD)	Jordan Kwiatkowski	Buffalo	1st
85	*Fumble Ret. (TD)	Dakota Cochran	Buffalo	4th

*play resulted in touchdown



EXPLOSIVE PLAYS

CENTRAL MICHIGAN OFFENSIVE EXPLOSIVE PLAYS

Opponent	Rushing				Passing				Special Teams	
	10-19	20-29	30-39	40+	20-29	30-39	40-49	50+	Block	Ret. TD
at San Jose State	5	2	0	0	0	0	1	0	0	0
at Pittsburgh	0	0	0	0	2	0	0	0	0	0
at Michigan	0	1	0	0	0	0	0	0	0	0
Wagner	5	2	0	0	1	2	0	1	0	0
Eastern Mich.	3	2	1	1	0	0	1	0	0	0
at Akron	3	2	0	1	3	0	0	0	0	0
at Bowling Green	4	0	1	0	0	0	0	1	0	0
Massachusetts	1	2	0	1	1	0	1	1	0	0
at Western Michigan	0	0	0	0	0	1	0	1	0	0
Buffalo	2	0	0	0	1	2	0	1	0	0
at Kent State	4	1	0	0	1	0	0	0	0	0
Toledo	3	0	0	0	1	3	0	0	1	0
Totals	28	12	2	3	10	8	3	5	1	0

OPPONENTS OFFENSIVE EXPLOSIVE PLAYS

Opponent	Rushing				Passing				Special Teams	
	10-19	20-29	30-39	40+	20-29	30-39	40-49	50+	Block	Ret. TD
at San Jose State	2	0	0	0	3	3	2	0	0	0
at Pittsburgh	1	0	1	0	3	1	2	0	0	0
at Michigan	6	5	0	0	1	2	0	0	0	0
Wagner	0	0	0	0	0	0	0	0	0	0
Eastern Mich.	3	0	0	0	1	0	0	0	0	0
at Akron	3	0	1	0	2	0	0	1	0	0
at Bowling Green	1	3	0	0	2	0	0	0	0	0
Massachusetts	0	1	0	1	1	0	0	0	0	0
at Western Michigan	3	1	0	0	0	1	0	0	0	0
Buffalo	4	1	0	1	1	1	0	1	0	0
at Kent State	2	1	0	0	3	0	0	0	0	0
Toledo	3	1	1	1	1	0	0	1	0	0
Totals	28	13	3	3	18	8	4	3	0	0

TURNOVERS

TOTAL TURNOVERS

Opponent	Forced by Central Michigan				Turnover Margin	Forced by Opponent			
	FumRcv.	Int.	Total	Points Off TO		FumRcv.	Int.	Total	Points Off TO
at SJSU	1	2	3	13	+3	0	0	0	0
at Pittsburgh	0	1	1	7	Even	1	0	1	7
at Michigan	0	1	1	3	-2	1	1	2	14
Wagner	1	1	2	14	Even	2	0	2	0
Eastern Michigan	0	1	1	0	+1	0	0	0	0
at Akron	0	1	1	6	+1	0	0	0	0
at Bowling Green	0	2	2	7	+2	0	0	0	0
Massachusetts	0	1	1	7	Even	1	0	1	0
at Western Michigan	1	0	1	0	-1	1	1	2	7
Buffalo	3	2	5	10	+3	0	2	2	3
at Kent State	1	0	1	7	Even	0	1	1	3
Toledo	1	0	1	0	Even	0	1	1	0
Totals	8	12	20	74	+8	6	6	12	34

TURNOVERS AND TAKEAWAYS

Central Michigan Takeaways (20)

Opp.	Takeaway	Qtr.	YardLine	Results	Drive Result
at SJSU	Interception	1	0-EZ/TB	8-80 drive	TD
at SJSU	Fumble Recovery	1	SJSU-14	4-(-12) drive	FG (34 yds)
at SJSU	Interception	2	SJSU-41	7-31 drive	FG (28 yds)
at Pitt	Interception	2	Pitt-13	6-13 drive	TD
at Mich.	Interception	2	CMJ-15	14-81 drive	FG (22 yds)
Wagner	Interception	1	Wag-30	30 yd TD	--
Wagner	Fumble Recovery	1	Wag-36	6-36 drive	TD
EMU	Interception	3	CMU-24	14-72 drive	FG (22 yds)
at Akr.	Interception	4	Akron-25	6-37 drive	TD
at BGSU	Interception	2	BG-1	1-1 drive	TD
at BGSU	Interception	4	BG-36	3-0 drive	Punt
UMass	Interception	3	CMU-42	7-58 drive	TD
at WMU	Fumble Recovery	2	CMU-2	2-0 drive	End of Half
Buffalo	Interception	1	UB-48	48-yard TD	--
Buffalo	Fumble Recovery	1	CMU-9	4-17 drive	Punt
Buffalo	Fumble Recovery	3	CMU-41	7-45 drive	FG (32 yds)
Buffalo	Fumble Recovery	4	CMU-41	85-yard TD	--
Buffalo	Interception	4	CMU-49	6-41 drive	TD
at KSU	Fumble Recovery	2	KSU-34	8-34 drive	TD
Toledo	Fumble Recovery	4	CMU-28	4-9 drive	TO-downs

Central Michigan Turnovers (12)

Opp.	Turnover	Qtr.	YardLine	Results	Drive Result
at SJSU	None	--	--	--	--
at Pitt	Fumble Recovery	4	CMU-47	4-54 drive	TD
at Mich.	Interception	3	CMU-28	7-48 drive	TD
at Mich.	Fumble Recovery	4	CMU-45	9-45 drive	TD
Wagner	Fumble Recovery	4	Wag-25	75-yard TD	--
Wagner	Fumble Recovery	4	CMU-19	4-5 drive	TO/downs
EMU	None	--	--	--	--
at Akr.	None	--	--	--	--
at BGSU	None	--	--	--	--
UMass	Fumble Recovery	4	UMass-40	3-0 drive	Punt
at WMU	Fumble Recovery	2	CMU-41	9-26 drive	TD
at WMU	Interception	4	CMU-16	5-10 drive	End of Game
Buffalo	Interception	1	CMU-9	4-(-2) drive	FG (29 yds)
Buffalo	Interception	4	CMU-12	1-(-3) drive	CMU TD-FR
at KSU	Interception	2	KSU-28	11-52 drive	FG (36 yds)
Toledo	Interception	4	CMU-34	6-21 drive	Fumble



GAME 1

CENTRAL MICHIGAN 16, SAN JOSE STATE 14

Friday, August 29, 2025

CEFCU Stadium

San Jose, Calif.

Attendance: 14,877



Score	1	2	3	4	OT	Total
Central Michigan (1-0)	10	3	0	3	-	16
San Jose State (0-1)	0	7	7	0	-	14

SCORING SUMMARY

Qtr.	Time	Team	Scoring Play	Plays-Yards-TOP
1st	3:14	CMU	T. Cornist 29-yard run (C. Graham kick)	8-80-4:28
1st	0:10	CMU	C. Graham 34-yard field goal	4-(-2)-1:56
2nd	8:26	CMU	C. Graham 28-yard field goal	7-31-3:37
2nd	4:20	SJSU	L. Smith 11-yard pass from W. Eget (D. Lynch kick)	8-74-3:58
3rd	12:01	SJSU	D. Scudero 45-yard pass from W. Eget (D. Lynch kick)	6-75-2:59
4th	4:13	CMU	C. Graham 28-yard field goal	14-70-7:16

TEAM STATISTICS

Statistics	CMU	SJSU
First Downs (Rush-Pass-Penalty)	20 (13-6-1)	19 (4-14-1)
Rushing-Yards-TD (Avg. Per Run)	51-236-1 (4.6)	24-75-0 (3.1)
Passing Yards (Avg. Per Completion)	115 (14.4)	308 (12.8)
Passes-Comp-Att-Int-TD	8-13-0-0	24-45-2-2
Total Offense Plays-Yards (Avg.)	64-351 (5.5)	69-383 (5.6)
Punt Returns-Yards-TD (Avg.)	0-0-0 (0.0)	0-0-0 (0.0)
Kickoff Returns-Yards-TD (Avg.)	0-0-0 (0.0)	4-66-0 (16.5)
Interception Returns-Yards-TD	2-0-0	0-0-0
Punts Number-Yards (Avg.)	5-198 (39.6)	5-250 (50.0)
Fumbles/Lost	1/0	1/1
Penalties-Yards	7-33	4-39
Possession Time	33:45	26:15
Third Down Conversions	2-13 (15%)	8-15 (50%)
Fourth Down Conversions	1-2 (50%)	0-0 (0%)
Red Zone Scores-Chances/Touchdowns	3-4/0	1-3/1
Sacks By: Number-Yards	1-7	0-0
Tackles for Loss: Number-Yards	3.0-12	3.0-9
Field Goals	3-4	0-2

INDIVIDUAL STATISTICS

Rushing: CMU- N. Biggins 18-102; T. Cornist 13-99, TD; A. Flores 12-30; J. Glasser 4-7; J. Labas 2-7; L. Lewis 1-2. SJSU- F. Chalk 11-44; T. Amison 5-23; L. Radcliff 7-15; W. Eget 1-(-7).

Passing: CMU- J. Labas 5-10, 56 yards, 0 TD, 0 INT; A. Flores 3-3, 59 yards, 0 TD, 0 INT. SJSU- W. Eget 24-43, 308 yards, 2 TD, 2 INT.

Receiving: CMU- T. McIntosh 2-61; D. Temple 2-22; L. Lewis 1-14; N. Biggins 1-9; T. Davis 1-6; C. Payne 1-3. SJSU- D. Scudero 9-189, TD; J. Canaan 5-33; L. Smith 2-50, TD; K. Shoels 2-14; M. Riley 2-10; F. Chalk 2-0; T. Tagovailoa-Amosa 1-8; M. Coleman 1-4.

Tackles: CMU- K. Carroll 5-2-7, BrU; D. Cochran 2-5-7; M. Heldman 4-2-6, 1.0 sack, FF; J. Kwiatkowski 3-3-6, BrU; C. Spann 1-3-4. SJSU- J. Pollard 6-9-15, BrU; J. Apalit-Williams 5-3-8, BrU; N. McNeal-Franklin 4-4-8, 1.0 TFL; T. Latu 3-4-7, TFL, BrU; C. Presley 1-4-5, QBH; M. Hola 0-5-5.

Sacks: CMU- M. Heldman, 1-7. SJSU- None.

Interceptions: CMU- B. Deasfernandes 1-0; E. Rikard 1-0. SJSU- None.

RECAP

SAN JOSE, Calif. - Exhale. Breath.

And celebrate. It was no work or art and there will be plenty for Central Michigan coach Matt Drinkall and his staff to hash over and correct. There always is in football.

But this one feels good, really good, for Central Michigan and its first-year coach.

Cade Graham kicked three field goals, the last with 4:13 remaining, as the Chippewas – a two-touchdown underdog – held on for a gutsy 16-14 season-opening victory over San Jose State on Friday night at CEFCU Stadium.

It was Matt Drinkall's debut as CMU's coach and the victory snapped a 10-game road losing streak and an 11-game road losing streak on opening day.

Just what Friday's win may eventually lead to is, of course, yet to be seen.

Central Michigan dominated on the ground early, just as Drinkall had envisioned from day one.

The Chippewas finished with 351 total yards, 236 of them on the ground. And they bullied their way to a 13-0 second-quarter lead on two Graham field goals and a Trey Cornist 29-yard touchdown run.

CMU's defense did an admirable job against a potentially explosive San Jose State offense led by quarterback Walker Eget, who threw for 308 yards and two touchdowns.

Eget's second TD pass, a 45-yarder to Danny Scudero, put San Jose State in front, 14-13, early in the third quarter.

That set the stage for a Chippewa comeback as they marched 70 yards in 14 plays – 56 of the yards came on the ground – and milked more than seven minutes off the clock in the fourth quarter to set up Graham's go-ahead kick.

But it wasn't over.

The Spartans drove 62 yards to the CMU 15 and lined up for a Denis Lynch 33-yard field goal attempt that was wide right with 1:13 to play.

CMU then failed to gain a first down on its next possession and punted. This time, Eget drove the Spartans to the Chippewa 38 with 1 second remaining. Lynch's 56-yard field goal try was short and CMU had, at long last, secured the victory.

In the first half alone, the Central Michigan defense intercepted two passes and forced and recovered to take a commanding 13-0 lead. The two interceptions matched the entire 2024 season's interception output.

GAME 2

PITTSBURGH 45, CENTRAL MICHIGAN 17

Saturday, September 5, 2025

Acrisure Stadium

Pittsburgh, Pa.

Attendance: 48,424



Score	1	2	3	4	OT	Total
Central Michigan (1-1)	0	10	7	0	-	17
Pittsburgh (2-0)	7	17	7	14	-	45

SCORING SUMMARY

Qtr.	Time	Team	Scoring Play	Plays-Yards-TOP
1st	11:56	Pitt	R. Williams 3-yard pass from E. Holstein (T. Butkowski kick)	7-72-2:58
2nd	12:28	CMU	C. Graham 41-yard field goal	12-53-6:42
2nd	11:03	Pitt	J. Holmes 12-yard pass from E. Holstein (T. Butkowski kick)	5-74, 1:20
2nd	6:40	Pitt	J. Altzman 2-yard pass from E. Holstein (T. Butkowski kick)	6-52-2:20
2nd	2:08	Pitt	T. Butkowski 43-yard field goal	6-24-2:51
2nd	0:09	CMU	J. Glasser 2-yard run (C. Graham kick)	6-13-0:44
3rd	3:01	CMU	D. Temple 6-yard pass from J. Labas (C. Graham kick)	11-63-7:18
3rd	2:15	Pitt	R. Williams 48-yard pass from E. Holstein (T. Butkowski kick)	2-48-0:35
4th	10:34	Pitt	J. Goff 2-yard run (T. Butkowski kick)	4-54-1:31
4th	0:45	Pitt	J. Turner 2-yard run (T. Butkowski kick)	8-69-2:20

TEAM STATISTICS

Statistics	CMU	Pitt
First Downs (Rush-Pass-Penalty)	13 (5-7-1)	22 (5-13-4)
Rushing-Yards-TD (Avg. Per Run)	40-41 (1.0)	26-124 (4.8)
Passing Yards (Avg. Per Completion)	177 (8.8)	340 (14.2)
Passes-Comp-Att-Int-TD	20-27-0-1	24-32-1-4
Total Offense Plays-Yards (Avg.)	217 (3.2)	464 (8.0)
Punt Returns-Yards-TD (Avg.)	1-2-0 (2.0)	2-26-0 (13.0)
Kickoff Returns-Yards-TD (Avg.)	2-31-0 (15.5)	3-84-0 (28.0)
Interception Returns-Yards-TD	1-18-0	0-0-0
Punts Number-Yards (Avg.)	5-231 (46.2)	1-47 (47.0)
Fumbles/Lost	3/1	0/0
Penalties-Yards	9-75	6-63
Possession Time	36:43	23:17
Third Down Conversions	6-17 (35%)	6-9 (67%)
Fourth Down Conversions	3-5 (60%)	0-1 (0%)
Red Zone Scores-Chances/Touchdowns	3-4/2	5-5/5
Sacks By: Number-Yards	1-4	4-21
Tackles for Loss: Number-Yards	2-0-5	11-0-33
Field Goals	1-1	1-1

INDIVIDUAL STATISTICS

Rushing: CMU- A. Flores 9-18; T. Cornist 10-14; J. Labas 4-11; N. Biggins 9-10; J. Glasser 6-0; B. Townsend 1-(-1); K. Rose 1-(-1). Pitt- D. Reid 10-46; E. Holstein 4-36; J. Turner 6-26, TD; J. Goff 6-16.

Passing: CMU- J. Labas 11-14, 89 yards, 1 TD, 0 INT; J. Glasser 7-9, 78 yards, 0 TD, 0 INT; A. Flores 2-3, 10 yards, 0 TD, 0 INT. Pitt- E. Holstein 21-28, 304, 4 TD, 1 INT; M. Heintschel 3-4, 36, 0 TD, 0 INT.

Receiving: CMU- J. Ruffin 4-19; D. Temple 3-14, TD; T. Davis 2-25; B. Townsend 2-20; T. McIntosh 2-17; N. Biggins 2-2; C. Kruisenga 1-26; L. Lewis 1-21; C. Payne 1-18; N. Williams 1-10; H. Dryden 1-5. Pitt- R. Williams 6-121, 2 TD; D. Reid 5-69; J. Altzman 3-31, TD; D. Spann 2-27; J. Holmes 2-25, TD; J. Fowler-El 2-19; C. Hicks 1-19; K. Johnson 1-18; J. Goff 1-10; J. Turner 1-1.

Tackles: CMU- J. Kwiatkowski 4-4-8, 0.5 TFL, 1-18 INT; J. Jackson 3-3-6, BrU; E. Gordon 2-4-6, BrU; D. Cochran 3-2-5, QBH; C. Spann 1-4-5. Pitt- R. Biles 2-9-11, 1.5 TFL, BrU, QBH; S. Harrison 6-3-9; J. McIntyre 6-1-7; Z. Crothers 3-4-7, 1.5 sacks, 2.0 TFL, QBH; B. Lovelace 2-5-7, 1.0 TFL; K. Louis 1-4-5, 0.5 TFL, FR.

Sacks: CMU-F. Sanchez 1-4. Pitt- Z. Crothers 1.5-8; J. Scott 0.5-3; B. Spires 0.5-3; I. Neal 1-5; J. Zelinsky 0.5-2.

Interceptions: CMU- J. Kwiatkowski 1-18. Pitt- None.

RECAP

PITTSBURGH, Pa. - Week two of the college football season. No time to panic, but, rather, make adjustments within the framework of the master plan and move on.

Quick-striking Pitt built an early lead and then responded again in the second half on Saturday in handing Central Michigan a 45-17 nonconference loss at Acrisure Stadium.

It was Matt Drinkall's first loss as the Chippewas' coach after he guided CMU to a 16-14 win at San Jose State last week in the season opener.

"I'm as excited as I've been because there's still an element of unknown," Drinkall said after his Chippewas surrendered 464 yards, 340 of them through the air, to the Panthers (2-0). "I'm still learning a lot about our guys, but I'm really, really encouraged about where we're at, I'm excited about where we're at."

"I told our players, the issues that we had in the game today, a lot of things are things that we need to coach better and we have a very good history of fixing the things that we need to fix quickly."

Pitt quarterback Eli Holstein threw for 304 yards and four touchdowns on 21-of-28 passing. Three of his TD passes came in the first half as Pitt built a 24-3 lead.

CMU showed some life when Joe Kwiatkowski returned an interception 18 yards to set up a Jadyn Glasser 2-yard TD run with 9 seconds to play in the first half, and then the Chippewas got a Joe Labas-to-Dacorian Temple TD pass to cut Pitt's lead to 24-17 with 3:01 to play in the third.

It looked, at that point, as if the Chippewas -- three-touchdown underdogs -- were going to give themselves a legitimate shot in the fourth quarter.

"It felt like, on the sideline, 'OK, this is working, we're going OK,'" Drinkall said. "You can win a couple rounds in a UFC heavyweight match, and then you come out and you let your guard down for one punch, the whole fight changes and that's unfortunately kind of what we did."

Less than a minute after Temple's TD, Holstein connected with Raphael Williams on a 48-yard TD pass play, re-upping Pitt's lead to two touchdowns, 31-17.

Less than five minutes into the fourth quarter, Juelz Goff capped a quick 54-yard Pitt drive with a 2-yard TD run and the Panthers added an insurance score with just over two minutes remaining.

"Kind of took the wind out of our sails and after that we just kind of had a hard time rebounding," Drinkall said. "Once it becomes a two- and three-score game you have to become one dimensional and that put us in a little bit tougher spot than we wanted to be in."

None of Pitt's six touchdown drives took longer than three minutes of game time.

"Defensively we played better than what the score indicates," Drinkall said. "The major concerns are four of the touchdowns that they scored, nobody was near those guys. So those are like catastrophic errors where we didn't force them to earn it and that's upsetting to see."

"Undisciplined mistakes against talented, disciplined teams, there will be a consequence for that. So that was good for us to learn."

The Panther defense, which frequently loaded the box with nine defenders, held CMU to just 7 rushing yards in the first half and 40 for the game. The Chippewas produced just one running play of more than 10 yards.

Three CMU quarterbacks -- Labas, Glasser and Angel Flores -- combined to throw for 127 yards on 20-of-27 passing.



GAME 3

23/22 MICHIGAN 63, CENTRAL MICHIGAN 3

Saturday, September 13, 2025

Michigan Stadium

Ann Arbor, Mich.

Attendance: 110,740



Score	1	2	3	4	OT	Total
Central Michigan (1-2)	0	3	0	0	-	3
Michigan (2-1)	14	21	14	14	-	63

SCORING SUMMARY

Qtr.	Time	Team	Scoring Play	Plays-Yards-TOP
1st	10:56	Mich.	J. Haynes 2-yard run (D. Zvada kick)	10-75-4:04
1st	7:21	Mich.	S. Morgan 32-yard pass from B. Underwood (D. Zvada kick)	6-59-2:38
2nd	12:09	Mich.	B. Underwood 20-yard run (D. Zvada kick)	4-77-2:04
2nd	9:23	Mich.	A. Marsh 23-yard run (D. Zvada kick)	2-34-0:48
2nd	1:51	CMU	C. Graham 22-yard field goal	14-81-5:52
2nd	0:09	Mich.	J. Marshall 1-yard run (D. Zvada kick)	11-79-1:36
3rd	8:27	Mich.	J. Marshall 4-yard run (D. Zvada kick)	10-70-4:29
3rd	3:12	Mich.	B. Underwood 18-yard run (D. Zvada kick)	8-63-4:17
4th	14:01	Mich.	B. Kuzdzal 1-yard run (D. Zvada kick)	7-48-3:25
4th	9:00	Mich.	J. Parker 1-yard run (D. Zvada kick)	9-45-4:50

TEAM STATISTICS

Statistics	CMU	Michigan
First Downs (Rush-Pass-Penalty)	8 (4-3-1)	35 (21-13-1)
Rushing-Yards-TD (Avg. Per Run)	33-79-0 (2.4)	55-381 (6.9)
Passing Yards (Avg. Per Completion)	60 (5.5)	235 (14.7)
Passes-Comp-Att-Int.-TD	11-20-1-0	16-25-1-1
Total Offense Plays-Yards (Avg.)	53-139 (2.6)	80-616 (7.7)
Punt Returns-Yards-TD (Avg.)	0-0-0 (0.0)	3-2-0 (0.7)
Kickoff Returns-Yards-TD (Avg.)	1-23-0 (23.0)	1-16-0 (16.0)
Interception Returns-Yards-TD	1-0-0	1-0-0
Punts Number-Yards (Avg.)	6-230 (38.3)	0-0 (0.0)
Fumbles/Lost	1/1	0/0
Penalties-Yards	1-6	4-45
Possession Time	26:53	33:07
Third Down Conversions	6-15 (40%)	8-11 (73%)
Fourth Down Conversions	0-2 (0%)	1-2 (50%)
Red Zone Scores-Chances/Touchdowns	1-1/0	7-7/7
Sacks By: Number-Yards	0-0	3-24
Tackles for Loss: Number-Yards	10-3	60-29
Field Goals	1-1	0-1

INDIVIDUAL STATISTICS

Rushing: CMU- A. Flores 9-76; T. Cornist 9-16; B. Townsend 5-9; N. Biggins 1-2; K. Rose 3-0; Team 2-(-3); J. Labas 4-(-21). Michigan- B. Underwood 9-114, 2 TD; J. Haynes 14-104, TD; J. Marshall 10-52, 2 TD; J. Parker 9-45, TD; B. Kuzdzal 5-30, TD; A. Marsh 1-23, TD; T. O'Meara 3-12; A. Simpson 3-(-9).

Passing: CMU- A. Flores 7-12, 24 yards, 0 TD, 0 INT; J. Labas 4-8, 36 yards, 0 TD, 1 INT. Michigan- B. Underwood 16-25, 235 yards, 1 TD, 1 INT.

Receiving: CMU- T. Davis 3-5; J. Ruffin 2-23; N. Biggins 2-6; B. Townsend 1-8; T. McIntosh 1-7; N. VanTimmeren 1-7; L. Lewis 1-4. Michigan- S. Morgan 4-69, TD; H. Hansen 3-43; D. McCulley 3-36; C. Goodwin 3-33; A. Marsh 1-30; J. Haynes 1-16; M. Klein 1-8.

Tackles: CMU- E. Rikard 6-2-8; e. Gordon 4-4-8; C. Spann 4-2-6, 2 BrU; J. Kwiatkowski 4-1-5; L. Brown 3-2-5; K. Carroll 1-4-5. Michigan- J. Barham 6-0-6, 2.0 sacks, 2.0 TFL; J. Rolder 3-3-6; C. Sullivan 4-1-5; TJ Metcalf 4-0-4, 1.0 TFL, 1.0 sack; J. Hill 3-1-4, 1.0 sack, 1.0 TFL.

Sacks: CMU- None. Michigan- J. Barham 2.0-17; J. Hill 1.0-7.

Interceptions: CMU- Deasfernandes 1-0. Michigan- None.

RECAP

ANN ARBOR, Mich. - If one looks deep enough, there are always silver linings, regardless of the outcome.

That said, it was, simply put, a dominant performance by Michigan.

The No. 22-ranked Wolverines rolled up 616 yards of total offense on Saturday in handing Central Michigan a 63-3 nonconference loss before 110,740 at Michigan Stadium.

"Obviously all the credit in the world to Michigan," first-year CMU coach Matt Drinkall said. "They're incredibly talented and a well-coached team (that) executed very well and played outstanding today.

"We learned the hard way that if you're not consistent against a very solid and consistent team they will make you pay for it right away. They've got a great team, great operation, and we're working to get better."

The Chippewas (1-2) entertain Football Championship Subdivision Wagner (0-3) on Saturday, Sept. 20 (1 p.m.) on Kramer/Deromedi Field at Kelly/Shorts Stadium.

Michigan quarterback Bryce Underwood threw for 235 yards and a touchdown and ran for 114 yards and two scores.

"He's not just a talented thrower, he's a very, very, very good quarterback as far as how he operates the whole system," Drinkall said of Underwood, a highly touted freshman playing his third collegiate game. "You can tell he's as smart as he is talented and he's incredibly talented. He did a great job."

Angel Flores, one of two quarterbacks to play for CMU, led the Chippewas with 76 rushing yards. He and Joe Labas combined to throw for 60 yards on 11-for-20 passing.

Cade Graham accounted for CMU's points with a 22-yard field goal late in the second quarter.

The Wolverines scored touchdowns on nine of their 12 possessions and their 616 yards tied for the 12th most by a Chippewa opponent.

The Chippewas, who dropped a 45-17 loss a week ago at Pitt, were flagged for just one penalty in the game.

"We forced them to execute long series and play well," Drinkall said. "There are big improvements from the previous week for sure.

"I thought we operated well from some of the things we needed to address from the Pitt game. We played every player who traveled which was fantastic and gained some very, very valuable experience as we are in a fledgling install in the program.

"Obviously our goal is to become a very, very good program and for the last two weeks, for us to see really good programs in the flesh - that are well coached, talented, good tradition - it's a smelling salt for our guys. It's 'They're giving you a blueprint for what we need to fix' to be able to compete at that level."

GAME 4

CENTRAL MICHIGAN 49, WAGNER 10

Saturday, September 20, 2025

Kelly/Shorts Stadium

Mount Pleasant, Mich.

Attendance: 18,787



Score	1	2	3	4	OT	Total
Wagner (0-4)	0	3	0	7	-	10
Central Michigan (2-2)	14	21	14	0	-	49

SCORING SUMMARY

Qtr.	Time	Team	Scoring Play	Plays-Yards-TOP
1st	14:20	CMU	D. Cochran 30-yard interception return (C. Graham kick)	--
1st	8:15	CMU	A. Flores 2-yard run (C. Graham kick)	6-36-3:34
2nd	8:34	Wagner	N. Romero 33-yard field goal	11-55-5:07
2nd	8:22	CMU	N. Biggins 88-yard pass from J. Labas (C. Graham kick)	1-88-0:12
2nd	1:41	CMU	T. McIntosh 33-yard pass from J. Labas (C. Graham kick)	7-62-2:59
2nd	0:16	CMU	T. Davis 33-yard pass from J. Labas (C. Graham kick)	7-80-0:59
3rd	5:43	CMU	B. Townsend 22-yard pass from A. Flores (C. Graham kick)	10-65-5:45
3rd	2:54	CMU	A. Flores 3-yard run (C. Graham kick)	3-33-1:15
4th	13:56	Wagner	A. Bailey 75-yard fumble return (N. Romero kick)	--

TEAM STATISTICS

Statistics	Wagner	CMU
First Downs (Rush-Pass-Penalty)	6 (2-2-2)	24 (13-10-1)
Rushing-Yards-TD (Avg. Per Run)	35-72-0 (2.1)	48-233-2 (4.9)
Passing Yards (Avg. Per Completion)	41 (3.4)	273 (19.5)
Passes-Comp-Att-Int.-TD	12-20-1-0	14-18-0-4
Total Offense Plays-Yards (Avg.)	55-113 (2.1)	66-506 (7.7)
Punt Returns-Yards-TD (Avg.)	0-0-0 (0.0)	1-46-0 (46.0)
Kickoff Returns-Yards-TD (Avg.)	1-0-0 (0.0)	1-0-0 (0.0)
Interception Returns-Yards-TD	0-0-0	1-30-1
Punts Number-Yards (Avg.)	8-376 (47.0)	4-162 (40.5)
Fumbles/Lost	1/1	2/2
Penalties-Yards	3-25	8-73
Possession Time	27:37	32:23
Third Down Conversions	2-14 (14%)	5-11 (45%)
Fourth Down Conversions	1-2 (50%)	2-2 (100%)
Red Zone Scores-Chances/Touchdowns	1/1/0	3-4/4
Sacks By: Number-Yards	0-0	3-13
Tackles for Loss: Number-Yards	4.0-13	6.0-20
Field Goals	1-1	0-0

INDIVIDUAL STATISTICS

Rushing: Wagner- M. Morad 9-35; J. Barton 7-17; S. Kamau 7-13; D. Loneragan 2-6; U. Maynard 3-5; A. Hines 2-3; A. Ransom 2-2; J. Stevens 2-(-7); Team 1-(-2). CMU- T. Cornis 11-52; L. Lewis 2-35; J. Calip 5-33; A. Flores 9-31, 2 TD; B. Townsend 4-20; K. Rose 4-20; N. Biggins 5-15; J. Philpot-Dixon 4-12; J. Labas 1-7; M. Jenkins 1-7; G. Tanelus 1-2; Team 1-(-1).

Passing: Wagner- J. Barton 7-12, 18 yards, 0 TD, 0 INT; J. Stevens 3-5, 20 yards, 0 TD, 1 INT; B. Newman 2-3, 3 yards, 0 TD, 0 INT. CMU- J. Labas 12-14, 241 yards, 3 TD, 0 INT; E. Lane 1-3, 10 yards, 0 TD, 0 INT; A. Flores 1-1, 22 yards, 1 TD, 0 INT.

Receiving: Wagner- R. Perkins 3-9; M. Cooper 2-16; S. Kamau 2-12; T. McDonald 2-(-3); J. Bars 1-8; C. Lakatos 1-1; J. Colclough 1-(-2); A. Hines 1-0; M. Redd-Hubbard 1-0. CMU- L. Lewis 4-39; N. Biggins 3-106, TD; T. Davis 2-41, TD; T. McIntosh 2-14, TD; B. Townsend 1-22, TD; D. Temple 1-16; K. Rose 1-10.

Tackles: Wagner- A. Parks 4-5-9, FF; S. Martin 2-5-7, 0.5 TFL; A. Lampley 2-4-6, BrU; B. Leal 1-5-6; V. Bertone 2-3-5; 0.5 TFL; C. Guerrero 3-1-4; J. Mahoney 1-3-4. CMU- J. Kwiatkowski 2-3-5; BrU; M. Heldman 2-3-5, 2.0 sacks, 2.0 TFL, FF; E. Gordon 2-3-5, 1.0 TFL; M-A. Gay 2-2-5, 0.5 TFL; M. Blackwell 2-2-4; E. Rikard 2-2-4; B. Rowe 1-3-4, 0.5 TFL; D. Cochran 0-4-4, 1.0 FR, 1-30 INT ret. TD; V. Earl 0-4-4.

Sacks: Wagner- None. CMU- M. Heldman 2.0-7; K. Demma 1.0-6.

Interceptions: Wagner- None. CMU- D. Cochran 1-30, TD.

RECAP

MOUNT PLEASANT, Mich. - A smashing home debut for first-year Central Michigan football coach Matt Drinkall and his 2025 Chippewas. CMU rolled up 506 yards in total offense and its defense forced two early turnovers on Saturday as the Chippewas manhandled Wagner, 49-10, in their home opener before 18,000-plus on Kramer/Deromedi Field at Kelly/Shorts Stadium.

"The environment and atmosphere here was incredible," said Drinkall, whose team bounced back from a 60-point loss at Michigan in improving to 2-2 with Eastern Michigan coming in for the Mid-American Conference opener next week. "I knew it would be good, but it was better even than I thought it would be. That was tremendous to see. We had a great student turnout today."

The Chippewas, favored by 30 points over a winless Football Championship Subdivision opponent, took care of business from the jump as Dakota Cochran returned an interception for a touchdown on the second play of the game.

Cochran then recovered a fumble on Wagner's next possession and CMU cashed in shortly thereafter on an Angel Flores 2-yard run to extend the lead to 14-0.

The Chippewas scored touchdowns on four of their first five possessions and led, 35-3, at halftime.

"It wasn't really Central Michigan versus Wagner," Drinkall said, "but it was about our internal discipline versus every distraction that could be thrown at us."

"Whether it was fans and family members and a home game and an opponent that everybody and their mother is telling you that you should beat. It was our discipline versus distractions today and I thought our kids did a tremendous job."

CMU quarterback Joe Labas was nearly perfect, completing 12 of 14 passes for 241 yards and three TDs. Flores, the other half of CMU's one-two quarterback punch, completed the lone pass he threw on the day, and that went for a 22-yard TD to Brock Townsend.

"Outstanding," Drinkall said of Labas, who tied his career best with his three TD tosses. "Joe was as sharp as he could possibly be today, not only with his throws but with the decisions he made and how decisive he was, and he distributed the ball all over the place. He and (Flores) are now kind of settling into that one-two punch and what we can do with running the offense with those guys."

Seven Chippewa receivers made at least one catch, and the CMU run game produced 233 yards. Labas' first TD pass came on a swing pass to Nahree Biggins, who caught the ball in stride, put a move on the Wagner cornerback, and sprinted untouched for an 88-yard score.

Labas later found 6-foot-5 wideout Tommy McIntosh for a 33-yard TD on a perfectly timed out route with under two minutes to play in the first half. Labas then hit Tyson Davis for another 33-yard score in the waning seconds of the half.

"We definitely knew we had opportunities in the pass game with how they play their defense on the perimeter," Labas said. "(McIntosh) did a great job getting the inside leverage on his defender. I saw Tommy and just felt that open space outside with that corner route and made a nice ball; he made a nice catch."

The Chippewa defense held Wagner to 113 total yards, recorded three sacks, and set the tone with the two early turnovers. Wagner's lone touchdown came on a 75-yard fumble return in the fourth quarter.

"We state every week, turnovers are important," said Cochran, a linebacker whose pick-6 40 seconds into the game was the first of his career. "All I was doing was doing my job and the ball bounced the right way. I was ecstatic. A lot of people don't get to score in their career, and it was my first. I'm just blessed."



GAME 5

CENTRAL MICHIGAN 24, EASTERN MICHIGAN 13

Saturday, September 27, 2025

Kelly/Shorts Stadium

Mount Pleasant, Mich.

Attendance: 28,605



Score	1	2	3	4	OT	Total
Eastern Michigan (1-4, 1-0 MAC)	3	3	7	0	-	13
Central Michigan (3-2, 1-0 MAC)	14	7	0	3	-	24

SCORING SUMMARY

Qtr.	Time	Team	Scoring Play	Plays-Yards-TOP
1st	9:36	CMU	B. Townsend 1-yard pass from J. Labas (C. Graham kick)	9-75-5:24
1st	5:03	CMU	N. Biggins 49-yard run (C. Graham kick)	5-75-2:51
1st	1:25	EMU	R. Kessinger 41-yard field goal	11-51-3:39
2nd	10:46	CMU	L. Lewis 2-yard pass from A. Flores (C. Graham kick)	12-75-5:39
2nd	5:57	EMU	R. Kessinger 38-yard field goal	12-69-4:43
3rd	10:45	EMU	N. Kim 14-yard run (R. Kessinger kick)	8-69-4:09
4th	7:08	CMU	C. Graham 22-yard field goal	14-72-7:59

TEAM STATISTICS

Statistics	EMU	CMU
First Downs (Rush-Pass-Penalty)	19 (7-9-3)	22 (16-6-0)
Rushing-Yards-TD (Avg. Per Run)	29-123-1 (4.2)	51-305-1 (6.0)
Passing Yards (Avg. Per Completion)	175 (10.3)	140 (9.3)
Passes-Comp-Att-Int-TD	17-28-1-0	15-19-0-2
Total Offense Plays-Yards (Avg.)	57-298 (5.2)	70-445 (6.4)
Punt Returns-Yards-TD (Avg.)	1-11-0 (11.0)	2-11-0 (5.5)
Kickoff Returns-Yards-TD (Avg.)	4-90-0 (22.5)	1-18-0 (18.0)
Interception Returns-Yards-TD	0-0-0	0-0-0
Punts Number-Yards (Avg.)	3-127 (42.3)	3-116 (38.7)
Fumbles/Lost	1/0	0/0
Penalties-Yards	5-52	4-45
Possession Time	23:36	35:46
Third Down Conversions	7-14 (50%)	4-13 (31%)
Fourth Down Conversions	0-0 (0%)	3-3 (100%)
Red Zone Scores-Chances/Touchdowns	3-3/1	3-5/2
Sacks By: Number-Yards	0-0	2-6
Tackles for Loss: Number-Yards	5.0-6	3.0-7
Field Goals	2-3	1-2

INDIVIDUAL STATISTICS

Rushing: EMU- D. McMillan 13-72; T. Dunlap 8-34; N. Kim 8-18, TD. CMU-A. Flores 22-134; N. Biggins 14-113, TD; B. Townsend 8-51; T. Cornist 3-7; J. Labas 1-6; Team 3-(-6).

Passing: EMU- N. Kim 17-28, 175 yards, 0 TD, 1 INT. CMU- J. Labas 14-16, 138 yards, 1 TD, 0 INT; A. Flores 1-2, 2 yards, 1 TD, 0 INT; Team 0-1.

Receiving: EMU- J. Long 4-36; B. Prosper 3-37; D. McMillan 3-33; N. Devereaux 3-31; P. Rooks 2-19, TD; T. Dunlap 1-5; T. Lockett 1-4. CMU- L. Lewis 7-45, TD; N. Biggins 3-23; T. McIntosh 2-39; B. Townsend 2-5, TD; T. Davis 1-8.

Tackles: EMU- B. Llewellyn 5-7-12; M. Patierno 3-7-10, 1.0 TFL; J. Marshall 4-5-9; T. Martin 2-6-8, 0.5 TFL; J. Scott 2-4-6; D. Green 0-6-6, 0.5 TFL. CMU- C. Cochran 7-1-8; E. Gordon 4-3-7; C. Spann 3-4-7, 0.5 TFL; M. Blackwell 4-2-6, INT; K. Carroll 4-2-6, 0.5 TFL; M. Heldman 2-3-5, 1.5 TFL, 1.5 sack, 1 QBH.

Sacks: EMU- None. CMU- Heldman 1.5-4; K. Kostus 0.5-2.

Interceptions: EMU-None. CMU- M. Blackwell 1-0.

RECAP

MOUNT PLEASANT, Mich. - Angel Flores on the ground, Joe Labas through the air. Flores and Labas, Central Michigan's one-two quarterback punch, combined for 280 yards in rushing and passing on Saturday as the Chippewas defeated Eastern Michigan, 24-13, before more than 28,000 in the Mid-American Conference football opener for both schools on Kramer/DeRomedi Field at Kelly/Shorts Stadium.

It was CMU's second straight win as it improved to 3-2 and gave first-year coach Matt Drinkall a victory in his first conference game.

"I know how much that meant to our players, so it's good to get out of there with a win today," said Drinkall, whose team goes to Akron (1-4, 0-1 MAC) for a league game next week. "An enormous thank you (and) acknowledgement of gratitude to the entire Central Michigan fan base, the community of Mount Pleasant, all of the Central students.

"We had 28,605 people in attendance, a top-10 largest crowd in Kelly/Shorts (history), and we needed everybody. The crowd was a huge advantage for us. The energy was great from the get-go."

That partisan crowd, the ninth largest in stadium history, was treated to a fast start by the Chippewas, who scored on their first three possessions in building a 21-3 lead that stood at 21-13 deep into the third quarter.

The Eagles (1-4) drove to midfield when Maddix Blackwell intercepted an EMU pass to give the Chippewas possession at their own 24-yard line.

CMU then went on a 14-play, 72-yard drive that milked nearly eight minutes off the clock and culminated in a Cade Graham 22-yard field goal that upped CMU's lead to the final margin and essentially snuffed out EMU's comeback hopes.

Flores did much of the damage on his own on the game-clinching drive, carrying six times for 40 yards. With the Chippewas facing a fourth-and-1 at the EMU 37, Flores hit the line and broke to the outside for a 12-yard run for a first down.

Thirteen of CMU's plays on the drive were run plays. CMU finished with a 10-plus-minute edge in possession time and held the ball for 11:31 of the 15-minute fourth quarter.

Nahree Biggins rushed for 113 yards and a touchdown, a 49-yarder in the first quarter that extended CMU's lead to 14-0. It marked the first time CMU has had two players rush for 100-plus yards in a game since Sept. 9, 2023.

The rushing totals for both Biggins and Flores are career highs.

CMU ran for a season-high 305 yards and finished with 445 yards from scrimmage, its second-highest total of the season.

Labas, who last week against Wagner threw for 241 yards and three TDs on 12-of-14 passing, was again extremely efficient, completing 14 of his 16 passes for 138 yards. He capped CMU's first possession with a 1-yard TD pass to Brock Townsend for a 7-0 lead less than six minutes into the game.

Biggins' 49-yard TD scamper, CMU's longest TD run of the season, came less than five minutes later.

After Eastern got a field goal to cut the Chippewas' lead to 14-3, Flores connected with Langston Lewis on a 2-yard TD pass early in the second quarter to make it 21-3.

The Eagles came back with a field goal with under six minutes to play in the half, and then got a 14-yard TD run from quarterback Noah Kim with 10:45 left in the third quarter, cutting the Chippewa lead to 21-13.

GAME 6

AKRON 28, CENTRAL MICHIGAN 22

Saturday, October 4, 2025

InfoCision Stadium

Akron, Ohio

Attendance: 8,995



Score	1	2	3	4	OT	Total
Central Michigan (3-3, 1-1 MAC)	3	7	3	9	-	22
Akron (2-4, 1-1 MAC)	0	14	14	0	-	28

SCORING SUMMARY

Qtr.	Time	Team	Scoring Play	Plays-Yards-TOP
1st	5:46	CMU	C. Graham 46-yard field goal	8-64-4:45
2nd	12:15	Akron	K. Mason 22-yard pass from B. Finley (O. Wiley kick)	6-80-2:23
2nd	8:34	CMU	A. Flores 28-yard run (C. Graham kick)	7-77-1:30
2nd	3:13	Akron	J. Gant 16-yard pass from B. Finley (O. Wiley kick)	11-73-5:12
3rd	10:38	Akron	M. Whisner 1-yard pass from M. Johnson Jr. (O. Wiley kick)	8-84-4:16
3rd	3:35	Akron	C. Cravaack 2-yard pass from B. Finley (O. Wiley kick)	10-83-4:47
3rd	0:02	CMU	C. Graham 35-yard field goal	7-58-3:33
4th	11:35	CMU	A. Flores 2-yard run (A. Flores pass failed)	6-37-2:04
4th	1:33	CMU	C. Graham 47-yard field goal	9-60-2:34

TEAM STATISTICS

Statistics	CMU	Akron
First Downs (Rush-Pass-Penalty)	20 (12-5-3)	20 (6-13-1)
Rushing-Yards-TD (Avg. Per Run)	40-238-2 (6.0)	37-162-0 (4.4)
Passing Yards (Avg. Per Completion)	136 (9.7)	255 (12.8)
Passes-Comp-Att-Int-TD	14-25-0-0	20-31-1-4
Total Offense Plays-Yards (Avg.)	65-374 (5.8)	68-417 (6.1)
Punt Returns-Yards-TD (Avg.)	1-4-0 (4.0)	0-0-0 (0.0)
Kickoff Returns-Yards-TD (Avg.)	4-50-0 (12.5)	3-60-0 (20.0)
Interception Returns-Yards-TD	1-0-0	0-0-0
Punts Number-Yards (Avg.)	4-169 (42.2)	3-119 (39.7)
Fumbles/Lost	1/0	0/0
Penalties-Yards	9-65	8-69
Possession Time	27:42	32:18
Third Down Conversions	4-12 (33%)	9-15 (60%)
Fourth Down Conversions	0-0 (0%)	1-1 (100%)
Red Zone Scores-Chances/Touchdowns	2-3/1	3-4/3
Sacks By: Number-Yards	1-10	5-27
Tackles for Loss: Number-Yards	4.0-14	5.0-27
Field Goals	3-3	0-1

INDIVIDUAL STATISTICS

Rushing: CMU- B. Townsend 8-108; A. Flores 16-95, 2 TD; N. Biggins 7-36; T. Cornist 3-23; L. Lewis 2-3; J. Labas 4-(-27). Akron- J. Gant 32-176; T. Curry 1-(-1); Team 2-(-5); B. Finley 2-(-8).

Passing: CMU- J. Labas 12-21, 134 yards, 0 TD, 0 INT; A. Flores 2-3, 2 yards, 0 TD, 0 INT; Team 0-1. Akron- B. Finley 18-29, 252 yards, 3 TD, 1 INT; M. Johnson, Jr. 2-2, 3 yards, 1 TD, 0 INT.

Receiving: CMU- T. Davis 3-51; N. Biggins 3-6; T. Vanderleest 2-19; T. McIntosh 2-5; N. Williams 1-27; J. Ruffin, Jr. 1-21; L. Lewis 1-4; C. Payne 1-3. Akron- K. Mason 5-125, TD; J. Gant 3-28, TD; M. Williams 2-33; C. Montiero 2-26; M. Walker 2-19; I. Polk 2-14; C. Cravaack 2-4; J. Newell 1-5; M. Whisner, 1-1, TD.

Tackles: CMU- J. Kwiatkowski 2-8-10, 0.5 TFL; F. Sanchez 0-7-7; Q. Bird 3-3-6; C. Spann 2-4-6, INT; J. Decker 1-5-6; D. Cochran 0-5-5, 0.5 TFL, 1 BrUp; M. Heldman 0-5-5, 1.0 TFL. Akron- C. Durham 4-5-9, 2.0 sacks, 2.0 TFL, 1 QBH; B. Dall 2-6-8, 1.0 TFL, 2 QBH; G. Summers 1-7-8, 1.0 sack, 1.0 TFL; M. DeWalt 3-4-7, BrUp; S. Cooper 4-2-6, 1 BrUp; M. Flowers 2-4-6.

Sacks: CMU- J. Jackson 1.0-10. Akron- C. Durham 2.0-4; J. Laventure 2.0-15; G. Summers 1.0-8.

Interceptions: CMU- C. Spann 1-0. Akron- None.

RECAP

AKRON, Ohio - There will be plenty to unpack and rethink about this one.

The bottom line is, Central Michigan simply could not stop a balanced Akron offense. Throw in five sacks by the Zip defense and it added up on Saturday to a 28-22 Akron victory at InfoCision Stadium.

The loss snapped a two-game CMU win streak as the Chippewas slipped to 3-3, 1-1 MAC. They are off until Oct. 18, when they go to Bowling Green for a conference game.

"Very frustrating day for sure," CMU coach Matt Drinkall said. "But credit to Akron. I thought they were well prepared, I thought they played very well. I don't know that we came out necessarily as hard, as energetic, as we want to, which I think is my fault.

"In any of the phases, including coaching, we didn't really execute with the consistency that we needed to."

The Chippewas lost their 10th consecutive MAC road game and saw their three-game win streak over the Zips come to an end.

Akron finished with 417 yards – 162 on the ground, 255 through the air. Jordan Gant, a redshirt junior transfer from Tennessee State, finished with 204 yards from scrimmage (176 of it on the ground) to lead the Zips.

Gant scored on a 16-yard pass from Ben Finley with 5:12 to play in the first half to put the Zips in front, 14-10.

The Chippewas never regained the lead. Akron scored on its first two drives of the second half in extending its lead to 28-10.

The Chippewas got a Cade Graham 35-yard field goal with 2 seconds left in the third quarter and then Angel Flores scored on a 2-yard run early in the fourth quarter. CMU was turned away on its two-point conversion try and, while it was within shouting distance at 28-19, it still had a major hill to climb.

The Chippewas could muster only a field goal, Graham's career-long 47-yarder with 1:33 remaining, the rest of the way.

CMU's onside kick after Graham's field goal drew them to 28-22 was covered by the Zips, and they then kneeled out the clock.

Akron finished a combined 10 for 16 on third and fourth down.

"That's tough," Drinkall said. "That's hard to overcome. That really added up over the course of the game. Every time that we got back and were punching, their third down execution made it really difficult on us."



GAME 7

CENTRAL MICHIGAN 27, BOWLING GREEN 6

Saturday, October 18, 2025

Doyt L. Perry Stadium

Bowling Green, Ohio

Attendance: 23,105



Score	1	2	3	4	OT	Total
Central Michigan (4-3, 2-1 MAC)	0	17	10	0	-	27
Bowling Green (3-4, 1-2 MAC)	3	3	0	0	-	6

SCORING SUMMARY

Qtr.	Time	Team	Scoring Play	Plays-Yards-TOP
1st	10:43	BGSU	J. Kleather 43-yard field goal	8-50-4:17
2nd	13:39	CMU	A. Flores 1-yard run (C. Graham kick)	1-1-0:02
2nd	8:04	CMU	A. Flores 6-yard run (C. Graham kick)	7-79-3:13
2nd	3:48	CMU	C. Graham 38-yard field goal	4-7-2:11
2nd	0:53	BGSU	J. Kleather 49-yard field goal	8-43-2:50
3rd	11:06	CMU	A. Flores 3-yard run (C. Graham kick)	7-75-3:54
3rd	7:09	CMU	C. Graham 47-yard field goal	4-3-1:52

TEAM STATISTICS

Statistics	CMU	Bowling Green
First Downs (Rush-Pass-Penalty)	14 (10-1-3)	14 (6-6-2)
Rushing-Yards-TD (Avg. Per Run)	46-203-3 (4.4)	36-157-0 (4.4)
Passing Yards (Avg. Per Completion)	73 (24.3)	153 (9.0)
Passes-Comp-Att-Int.-TD	3-5-0-0	17-25-2-0
Total Offense Plays-Yards (Avg.)	51-276 (5.4)	61-310 (5.1)
Punt Returns-Yards-TD (Avg.)	0-0-0 (0.0)	0-0-0 (0.0)
Kickoff Returns-Yards-TD (Avg.)	1-21-0 (21.0)	3-41-0 (13.7)
Interception Returns-Yards-TD	2-45-0	0-0-0
Punts Number-Yards (Avg.)	5-174 (34.8)	3-129 (43.0)
Fumbles/Lost	0/0	1/0
Penalties-Yards	10-74	15-125
Possession Time	31:20	28:40
Third Down Conversions	5-12 (42%)	5-15 (67%)
Fourth Down Conversions	0-0 (0%)	1-4 (25%)
Red Zone Scores-Chances/Touchdowns	4-4/3	1-1/0
Sacks By: Number-Yards	2-12	0-0
Tackles for Loss: Number-Yards	8.0-30	6.0-16
Field Goals	2-2	2-2

INDIVIDUAL STATISTICS

Rushing: CMU- A. Flores 18-72, 3 TD; N. Biggins 10-43; B. Townsend 6-41; J. Labas 5-30; T. Cornist 4-17; J. Ruffin, Jr. 1-6; T. Davis 1-(-3); L. Lewis 1-(-3). BGSU- L. Anderson 11-53; C. Pettaway 9-48; RJ Garcia 1-23; C. McMillian 8-19; C. Edmonds 1-7; P. Wimberly 1-7; K. Roberts 3-2; J. Henderson 1-0; M. Porter 1-(-2).

Passing: CMU- J. Labas 2-4, 72 yards, 0 TD, 0 INT; A. Flores 1-1, 1 yard, 0 TD, 0 INT. BGSU- L. Anderson 17-25, 153 yards, 0 TD, 2 INT.

Receiving: CMU- C. Payne 1-63; T. McIntosh 1-9; B. Townsend 1-1. BGSU- J. Johnson 5-36; K. Roberts 4-27; RJ Garcia 3-60; J. Harris 2-15; A. Middleton 2-11; C. Pettaway 1-4.

Tackles: CMU- J. Kwiatkowski 7-7, 14, 2.5 TFL; 1-26 INT, BrU; D. Cochran 2-6-8; M. Heldman 3-2-5, 2.0 sacks, 2.0 TFL; C. Spann 3-1-4; X. White 3-1-4; B. Deasfernandes 3-1-4; Douglas 2-2-4, QBH; Brown 1-3-4; K. Carroll 1-3-4; J. Jackson 2-1-3, 1.0 TFL, 1-19 INT. BGSU- G. Lampron 8-5-13, 0.5 TFL; K. Washington 2-4-6, 1.0 TFL; K. Pascal 1-5-6, 0.5 TFL; D. Kelly 3-2-5, 0.5 TFL; J. McClendon 3-2-5; P. EstoEsta 2-3-5, 1.0 TFL; D. Afogho 1-4-5; E. George 1-4-5.

Sacks: CMU- M. Heldman 1.0-6; Hayden 1.0-6. BGSU- None.

Interceptions: CMU- J. Kwiatkowski 1-26; J. Jackson 1-19. BGSU- None.

RECAP

BOWLING GREEN, Ohio - Central Michigan football coach Matt Drinkall predicted a good ol' fashioned football game. He got it. More importantly, he got what his team sorely needed.

Angel Flores scored three touchdowns and the CMU defense was nothing short of superb as the Chippewas downed Bowling Green, 27-6, on Saturday in a Mid-American Conference game in front of 23,105 in the Falcons' Doyt Perry Stadium.

"By far, all three phases, not even close," the first-year Chippewa coach said when asked if the performance was his team's best of the season.

The win lifts CMU to 4-3 and keeps it in the hunt in the MAC race at 2-1. The Chippewas bounced back from a 24-13 loss at Akron two weeks ago, and they were off last week, giving them a full 14 days to stew over the disappointing defeat.

"Bad taste in our mouth from that Akron loss," said CMU linebacker Jordan Kwiatkowski, who made a season-high 14 tackles and swung momentum in the Chippewas' favor with an interception early in the second quarter. "The bye week really helped us get our bodies back and feel 100 percent.

"Most definitely our best game of the year on the defensive side. I feel like we were hunting the ball, we got vertical, we came down fast, and we had a really good plan. The staff put together a great plan and we executed it."

The Chippewas snapped a 10-game MAC road losing streak.

The Chippewa defense forced two turnovers, stopped the Falcons on their first three fourth-down conversion attempts, and recorded three sacks.

Bowling Green's points came as a result of two first-half field goals. It marked the first time a CMU team has held a MAC opponent without a touchdown since Oct. 21, 2017, when it pounded Ball State, 56-9, in Muncie, Ind.

Kwiatkowski returned his interception – his second of the season and third of his career – to the Bowling Green 1-yard line and then Flores scored from there to give CMU a 7-3 lead less than two minutes into the second quarter.

That sequence swung the game in CMU's favor.

The Chippewas held Bowling Green to a three-and-out on its next possession and then CMU went 79 yards in seven plays and extended its lead to 14-3 on a Flores 6-yard TD run with 3:13 left in the half.

The teams exchanged field goals in the waning minutes of the half and then the Chippewas scored on their first possession of the third quarter, marching 75 yards in seven plays with Flores scoring from 3 yards out to make it 24-6.

The sequence was critical in light of the fact that Bowling Green had overcome a three-touchdown deficit one week earlier in downing MAC-favorite Toledo, 28-23.

Bowling Green finished with a 310-276 edge in total yardage, but the Falcons were assessed a whopping 125 yards in penalties in a game that had its emotional moments.

GAME 8

CENTRAL MICHIGAN 38, MASSACHUSETTS 13

Saturday, October 25, 2025

Kelly/Shorts Stadium

Mount Pleasant, Mich.

Attendance: 20,489



Score	1	2	3	4	OT	Total
Massachusetts (0-8, 0-4 MAC)	7	3	3	0	-	13
Central Michigan (5-3, 3-1 MAC)	21	3	14	0	-	38

SCORING SUMMARY

Qtr.	Time	Team	Scoring Play	Plays-Yards-TOP
1st	9:48	CMU	B. Townsend 1-yard run (C. Graham kick)	7-77-4:05
1st	8:05	UMass	R. Griffin 43-yard run (D. Morris kick)	5-75-1:43
1st	3:59	CMU	B. Townsend 5-yard run (C. Graham kick)	7-80-3:59
1st	1:19	CMU	A. Flores 9-yard run (C. Graham kick)	3-61-1:25
2nd	10:44	CMU	C. Graham 29-yard field goal	8-53-3:53
2nd	0:00	UMass	D. Morris 29-yard field goal	14-69-1:51
3rd	13:07	CMU	B. Townsend 51-yard pass from J. Labas (C. Graham kick)	3-75-1:53
3rd	7:50	CMU	N. Williams 19-yard pass from J. Labas (C. Graham kick)	7-58-4:14
3rd	4:06	UMass	D. Morris 50-yard field goal	12-43-3:44

TEAM STATISTICS

Statistics	UMass	CMU
First Downs (Rush-Pass-Penalty)	20 (7-8-5)	23 (14-8-1)
Rushing-Yards-TD (Avg. Per Run)	26-116-1 (4.5)	53-279-3 (5.3)
Passing Yards (Avg. Per Completion)	176 (8.4)	223 (18.6)
Passes-Comp-Att-Int-TD	21-51-1-0	12-13-0-2
Total Offense Plays-Yards (Avg.)	77-292 (3.8)	66-502 (7.6)
Punt Returns-Yards-TD (Avg.)	1-2-0 (2.0)	1-1-0 (1.0)
Kickoff Returns-Yards-TD (Avg.)	1-12-0 (12.0)	1-19-0 (19.0)
Interception Returns-Yards-TD	0-0-0	1-0-0
Punts Number-Yards (Avg.)	5-236 (47.2)	3-134 (44.7)
Fumbles/Lost	0/0	1/1
Penalties-Yards	7-45	5-50
Possession Time	22:07	37:53
Third Down Conversions	4-17 (24%)	4-10 (40%)
Fourth Down Conversions	1-4 (25%)	1-2 (50%)
Red Zone Scores-Chances/Touchdowns	1-3/0	5-5/4
Sacks By: Number-Yards	1-7	3-16
Tackles for Loss: Number-Yards	7.0-16	7.0-28
Field Goals	2-2	1-1

INDIVIDUAL STATISTICS

Rushing: UMass- R. Griffin 7-56, TD; AJ Hairston 9-29; D. Alberic 3-16; B. Hood 6-12; J. Price 1-3. CMU- N. Biggins 10-94; T. Cornist 15-70; A. Flores 8-64, TD; B. Townsend 12-34, 2 TD; J. Calip 3-13; J. Labas 5-5.

Passing: UMass- AJ Hairston 21-51, 176 yards, 0 TD, 1 INT. CMU- J. Labas 10-11, 148 yards, 2 TD, 0 INT; A. Flores 2-2, 75 yards, 0 TD, 0 INT.

Receiving: UMass- K. Massey 4-34; R. Griffin 4-27; K. Dia-Johnson 3-41; T. Kelly 2-23; D. Alberic 2-17; O. Anderson 1-12; D. Gray 1-7; J. Price 1-7; J. McConnachie 1-5; M. Dowling 1-4; J. Makovich 1-(-4). CMU- B. Townsend 2-78, TD; L. Lewis 2-57; N. Williams 2-39, TD; H. Dryden 2-16; D. Temple 2-10; T. McIntosh 1-17; N. Biggins 1-6.

Tackles: UMass- Z. Daniel 8-5-13, 1.0 TFL, FF; T. Martin 4-6-10; M. Grene 4-2-6; Z. Farris 4-2-6, 1.0 TFL, FR; M. White 3-3-6, 3.0 TFL, 1.0 sacks; B. Bailey 5-0-5, 1.0 TFL. CMU- J. Kwiatkowski 1-9-10, 0.5 sacks, 1.0 TFL, QBH; D. Cochran 3-3-6, 2 QBH; J. Jackson 3-2-5, 0.5 TFL, BrU; K. Carroll 3-1-4, 1.0 TFL, INT; X. White 1-3-4; E. Gordon 0-4-4, BrU; M. Heldman 0-1-1, 4 QBH, 2 BrU.

Sacks: UMass- M. White 1.0-7. CMU- L. Swanson 1.0-7; J. Kwiatkowski 0.5-4; JJ Douglas 0.5-4; V. Earl 0.5-1; A. Thomas 0.5-1.

Interceptions: UMass- None. CMU- K. Carroll 1-0.

RECAP

MOUNT PLEASANT, Mich. - The more they win, the bigger the games get.

Joe Labas tossed two touchdown passes and Central Michigan rolled up 502 yards in total offense on Saturday as the Chippewas took care of business to the tune of a 38-13 Mid-American Conference victory over Massachusetts before a homecoming crowd of 20,000 plus on Kramer/ Deromedi Field at Kelly/Shorts Stadium.

The win, CMU's fourth in its last five starts, lifted the Chippewas to 5-3, 3-1 MAC. They are tied for second place, one game behind Miami (Ohio), which improved to 4-0 MAC with a 26-17 win over Western Michigan on Saturday.

The Chippewas turned in their second consecutive solid performance on both sides of the ball in dismantling the Minutemen (0-8, 0-4).

CMU scored on its first four drives in building a 24-7 lead, and then scored touchdowns on its first two possessions of the second half to extend its advantage to 38-10 midway through the third.

The Chippewa defense surrendered one big play, a 43-yard touchdown run in the first quarter that tied the game, 7-7.

Aside from that, CMU held the Minutemen in check. UMass finished with 292 yards in total offense, the second lowest total for a CMU opponent this season.

CMU has surrendered just one touchdown in its last nine quarters and held its last two opponents, Bowling Green and UMass, to 19 total points.

CMU redshirt freshman Brock Townsend continued to emerge as a star, scoring a career-high three touchdowns and finishing with a career-best 131 total yards - 78 through the air, 34 on the ground, and 19 on kick returns.

He scored on a 1-yard run to cap CMU's first drive and then scored on a 5-yard run and on a 51-yard pass play where he took a short pass from Labas, turned upfield, broke a tackle, and then picked up two blocks en route to the end zone.

Labas was his normal efficient self, throwing for 148 yards on 10-of-11 passing. His second TD pass went for 19 yards to Nasir Williams.

Angel Flores, CMU's other signal-caller, completed both of his pass attempts for 75 yards and carried eight times for 63 yards and a touchdown.

Flores did not play in the second half because of an injury. Drinkall said he was "assessed by the whole medical staff right away and should be good to go" moving forward.

Nahree Biggins led CMU's ground game with 94 yards on 10 carries.

The Chippewas finished with 279 yards on the ground, 223 through the air. CMU's 502 total yards were its second highest total of the season behind the 506 it put up in a 49-10 win over Wagner.



GAME 9

WESTERN MICHIGAN 24, CENTRAL MICHIGAN 21

Saturday, November 1, 2025

Waldo Stadium

Kalamazoo, Mich.

Attendance: 29,299



Score	1	2	3	4	OT	Total
Central Michigan (5-4, 3-2 MAC)	7	7	0	7	-	21
Western Michigan (5-4, 4-1 MAC)	0	7	7	10	-	24

SCORING SUMMARY

Qtr.	Time	Team	Scoring Play	Plays-Yards-TOP
1st	2:31	CMU	N. Biggins 1-yard run (C. Graham kick)	13-73-8:55
2nd	7:43	WMU	B. Lowry 1-yard run (P. Domschke kick)	9-41-5:08
2nd	7:23	CMU	L. Lewis 77-yard pass from J. Labas (C. Graham kick)	1-77-0:10
3rd	8:43	WMU	J. Buckley 9-yard run (P. Domschke kick)	11-65-5:20
4th	14:43	CMU	T. Davis 33-yard pass from M. Beamon (C. Graham kick)	16-75-8:50
4th	9:01	WMU	P. Domschke 46-yard field goal	10-48-5:52
4th	2:08	WMU	T. Williams 7-yard pass from B. Lowry (P. Domschke kick)	11-70-4:52

TEAM STATISTICS

Statistics	CMU	WMU
First Downs (Rush-Pass-Penalty)	13 (4-7-2)	23 (13-7-3)
Rushing-Yards-TD (Avg. Per Run)	35-55-1 (1.6)	44-177-2 (4.0)
Passing Yards (Avg. Per Completion)	185 (20.6)	150 (8.8)
Passes-Comp-Att-Int-TD	9-12-1-2	17-24-0-1
Total Offense Plays-Yards (Avg.)	47-240 (5.1)	68-327 (4.8)
Punt Returns-Yards-TD (Avg.)	0-0-0 (0.0)	0-0-0 (0.0)
Kickoff Returns-Yards-TD (Avg.)	1-16-0 (16.0)	2-26-0 (13.0)
Interception Returns-Yards-TD	0-0-0	1-0-0
Punts Number-Yards (Avg.)	3-101 (33.7)	3-115 (38.3)
Fumbles/Lost	1/1	2/1
Penalties-Yards	6-60	7-59
Possession Time	26:18	33:42
Third Down Conversions	5-11 (45%)	5-13 (38%)
Fourth Down Conversions	1-1 (100%)	2-3 (67%)
Red Zone Scores-Chances/Touchdowns	1-1/1	3-5/3
Sacks By: Number-Yards	3-29	1-12
Tackles for Loss: Number-Yards	6.0-34	3.0-14
Field Goals	0-0	1-1

INDIVIDUAL STATISTICS

Rushing: CMU- B. Townsend 9-26; M. Beamon 9-19; N. Biggins 7-11, TD; T. Cornist 1-1; J. Labas 7-0; Team 2-(-2). WMU- B. Lowry 22-82, TD; J. Buckley 14-68, TD; O. Mastaele 4-21; T. Williams 1-5; D. Miles 1-3.

Passing: CMU- J. Labas 8-11, 152, 1 TD, 1 INT; M. Beamon 1-1, 33 yards, 1 TD, 0 INT. WMU- B. Lowry 17-24, 150 yards, 1 TD, 0 INT.

Receiving: CMU- L. Lewis 4-111, TD; T. Davis 2-45, TD; D. Temple 1-13; T. McIntosh 1-11; H. Dryden 1-5. WMU- T. Williams 7-48, TD; B. Brooks 2-42; A. Chernault 2-25; C. Leary 2-18; B. Bosma 2-11; M. Brescia 1-7; M. Dieudonne 1-(-1).

Tackles: CMU- D. Cochran 9-2-11, 2.5 TFL; 0.5 sacks, 1 FF; J. Kwiatkowski 5-4-9, 0.5 sacks, 0.5 TFL; J. Jackson 6-2-8, 1.0 sack, 1.0 TFL, 1 FF; L. Brown 3-5-8, 0.5 sacks, 0.5 TFL; M. Heldman 2-4-6; C. Spann 1-4-5. WMU- J. Sims 3-4-7; S. Saipaia 0-7-7, 0.5 TFL; N. Tucker 4-2-6, 1.0 sacks, 1.0 TFL, 1 FF; D. Moon 3-3-6; J. Camden 2-4-6.

Sacks: CMU- J. Jackson 1.0-15; K. Dema 0.5-3; J. Kwiatkowski 0.5-3; D. Cochran 0.5-4; L. Brown. 0.5-4. WMU- N. Tucker 1.0-12.

Interceptions: CMU- None. WMU- M. Tyler 1-0.

RECAP

KALAMAZOO, Mich. - Western Michigan scored the game's final 10 points in handing Central Michigan a 24-21 Mid-American Conference football loss before 29,299 at the Broncos' Waldo Stadium.

The loss snapped a two-game CMU win streak and put the Chippewas' MAC Championship Game-berth hopes in peril. CMU is 5-4, 3-2 MAC, with three games to play. WMU is 5-4, 4-1.

Miami (Ohio) leads the league at 4-0 with a game at Ohio on Tuesday, Nov. 4. The Chippewas entertain Buffalo in a MAC game on Nov. 12.

"I'm crushed for our kids and our staff because I know how much this means to them," CMU coach Matt Drinkall said. "To come up short on this one stinks."

CMU broke a 14-14 tie when Tyson Davis caught a 33-yard touchdown pass from junior Marcus Beamon on the first play of the fourth quarter.

The Broncos rallied after that, drawing to 21-17 on a 46-yard Palmer Domschke field goal with 9:01 left. They took their first lead when quarterback Broc Lowry hit Tailique Williams for a 7-yard touchdown with 2:08 remaining.

Western's two fourth-quarter scoring drives covered 48 yards in 10 plays and 70 yards in 11.

The Chippewas offense, effective through the air in the first three quarters, stalled in the fourth and failed to pick up a first down in the final 15 minutes of game time.

Joe Labas threw for 152 yards on 8-of-11 passing with one touchdown and Beamon, playing for the first time in a Chippewa uniform, completed the only pass he threw for a TD.

The Chippewas finished with 55 rushing yards, their second lowest total of the season behind the 40 they gained in a 41-17 loss at Pitt.

Nahree Biggins capped the Chippewas' first drive with a 1-yard touchdown run to give CMU a 7-0 lead, and then Labas connected with Langston Lewis on a 77-yard TD pass play midway through the second quarter.

It was Drinkall's first time coaching in the longtime bitter rivalry for the Victory Cannon Trophy. The loss ended the Chippewas' hopes of capturing the Michigan MAC Trophy - a competition between CMU, WMU and Eastern Michigan.

The Chippewas still need one more win to become bowl eligible.

"I mean, the rivalry is real," Drinkall said. "Like it is a real thing all the way across. And have to figure out how to be able to survive the ups and downs of the emotional rollercoaster."

"I love these kids. Like we talked about, the reality is, whether we win or lose this game, Buffalo, who we play next, doesn't care. So we're going have to either be really happy or really sad and today we're going have to be really sad and then put it behind us and learn from it."

GAME 10

CENTRAL MICHIGAN 38, BUFFALO 19

Wednesday, November 12, 2025

Kelly/Shorts Stadium

Mount Pleasant, Mich.

Attendance: 6,833



Score	1	2	3	4	OT	Total
Buffalo (5-5, 4-2 MAC)	3	7	3	6	-	19
Central Michigan (6-4, 4-2 MAC)	7	7	10	14	-	38

SCORING SUMMARY

Qtr.	Time	Team	Scoring Play	Plays-Yards-TOP
1st	11:41	Buffalo	J. Howes 29-yard field goal	4-(-2)-0:45
1st	3:47	CMU	J. Kwiatkowski 48-yard interception return (C. Graham kick)	--
2nd	2:22	Buffalo	N. McMillan 55-yard pass from T. Roberson (J. Howes kick)	4-87-1:22
2nd	0:48	CMU	M. Beamon 1-yard run (C. Graham kick)	8-71-1:29
3rd	9:17	CMU	C. Graham 32-yard field goal	7-45-3:59
3rd	4:30	Buffalo	J. Howes 42-yard field goal	9-53-4:40
3rd	4:18	CMU	L. Lewis 75-yard pass from J. Labas (C. Graham kick)	1-75-0:12
4th	10:38	CMU	D. Cochran 85-yard fumble return (C. Graham kick)	--
4th	6:36	CMU	T. McIntosh 10-yard pass from J. Labas (C. Graham kick)	6-41-3:03
4th	1:58	Buffalo	N. McMillan 26-yard pass from G. Gray (pass failed)	13-75-4:38

TEAM STATISTICS

Statistics	Buffalo	CMU
First Downs (Rush-Pass-Penalty)	19 (9-9-1)	17 (8-8-1)
Rushing-Yards-TD (Avg. Per Run)	34-136-0 (4.0)	34-111-1 (3.3)
Passing Yards (Avg. Per Completion)	262 (11.9)	247 (13.7)
Passes-Comp-Att-Int-TD	22-42-2-2	18-25-2-2
Total Offense Plays-Yards (Avg.)	76-398 (5.2)	59-358 (6.1)
Punt Returns-Yards-TD (Avg.)	2-18-0 (9.0)	1-0-0 (0.0)
Kickoff Returns-Yards-TD (Avg.)	6-143-0 (23.8)	2-54-0 (27.0)
Interception Returns-Yards-TD	2-45-0	2-57-1
Punts Number-Yards (Avg.)	4-205 (51.2)	6-240 (40.0)
Fumbles/Lost	4/3	0/0
Penalties-Yards	6-50	3-30
Possession Time	28:45	31:06
Third Down Conversions	7-18 (39%)	2-10 (20%)
Fourth Down Conversions	0-1 (0%)	0-0 (0%)
Red Zone Scores-Chances/Touchdowns	2-3/1	3-3/2
Sacks By: Number-Yards	1-5	5-23
Tackles for Loss: Number-Yards	4.0-16	7.0-26
Field Goals	2-2	1-1

INDIVIDUAL STATISTICS

Rushing: Buffalo- T. Shelton, Jr. 11-59; V. Snow 1-44; AJ Henderson 9-39; J. Wright 3-7; T. Roberson 10-(-13). CMU- T. Cornist 10-62; M. Beamon 11-29, 1 TD; B. Townsend 2-11; N. Biggins 4-10; T. Davis 2-6; J. Labas 2-(-3); Team 3-(-4).

Passing: Buffalo- T. Roberson 16-33, 208 yards, 1 TD, 1 INT; G. Gray 6-9, 54 yards, 1 TD, 1 INT. CMU- J. Labas 18-24, 247 yards, 2 TD, 2 INT; M. Beamon 0-1, 0 yards, 0 TD, 0 INT.

Receiving: Buffalo- N. McMillan 7-122, 2 TD; J. Gathings 6-85; V. Snow 4-36; E. King 2-10; M. Velez 2-6; T. Shelton, Jr. 1-3. CMU- L. Lewis 6-118, 1 TD; T. McIntosh 5-85, 1 TD; N. Biggins 2-17; T. Davis 2-15; B. Townsend 2-3; H. Dryden 1-9.

Tackles: Buffalo- R. Murdock 3-6-9; M. Greer 2-5-7; S. Brown 1-6-7; K. Stewart 4-2-6; J. McNair 5-0-5; S. Brown 1-4-5, 1 INT-43 yards. CMU- J. Kwiatkowski 7-2-9, 1.0 TFL, FF, QBH; J. Jackson 1-5-6, 0.5 TFL, FR, BrU; M. Blackwell 2-3-5; JJ Douglas 2-3-5, 0.5 sacks, 0.5 TFL; D. Cochran 1-4-5, 1 INT-85 yards; M. Heldman 3-1-4, 2.0 sacks, 2.0 TFL, 2 BrU, 2 QBH; E. Rikard 3-1-4; K. Demma 2-2-4, 2.0 sacks, 2.5 TFL, FF, QBH; E. Conoran 2-2-4; E. Gordon 1-3-4, FR, 1 INT-9 yards; L. Brown 1-3-4, 0.5 sacks, 0.5 TFL.

Sacks: Buffalo- J. Poyser 1-5. CMU- M. Heldman 2-11; K. Demma 2-4; JJ Douglas 0.5-4; L. Brown 0.5-4.

Interceptions: Buffalo- S. Brown 1-43; M. Gonser 1-2. CMU- J. Kwiatkowski 1-48, 1 TD; E. Gordon 1-9.

RECAP

MOUNT PLEASANT, Mich. - Central Michigan's defense forced a season-high five turnovers and quarterback Joe Labas threw for 247 yards and two touchdowns on Wednesday as the Chippewas downed Buffalo, 38-19, in a Mid-American Conference game on Kramer/Deromedi Field.

The win upped CMU's record to 6-4 and kept it relevant in the MAC race at 4-2. The sixth win makes the Chippewas bowl eligible for the first time since 2021 and they share second place in the league standings, one game back of conference-leading Western Michigan.

"I'm so incredibly happy for the team," first-year CMU coach Matt Drinkall said. "That is as scary of a game to prepare for as I have ever had in my entire life just because they are super talented and incredibly well coached in all three phases.

"I cannot put into words how happy I am for these guys to be rewarded for all their hard work, all their commitment, and discipline."

CMU responded with a dominant performance after dropping an emotional 24-21 at rival Western Michigan 12 days ago. The Chippewas go to Kent State on Wednesday, Nov. 19 and then closes the regular season at home against Toledo on Nov. 29.

"I told them in the locker room afterwards, go celebrate and have a good time, and they did for about four seconds," Drinkall said. "And then (senior captain Jordan Kwiatkowski) kind of settled everybody down, and he's like, listen, we've got a game, it's a road game, it's going to be really, really tough because Kent State is playing unbelievable right now. And that kind of got everybody's jaw reset, and it's like, all right, we're back to work tomorrow. So that's just kind of how we do business here."

The Chippewa defense registered as many takeaways in Wednesday's game as it had in the entire 2024 season. Linebacker Joe Kwiatkowski returned an interception 48 yards for a touchdown and Dakota Cochran went 85 yards with a fumble for another score.

Labas, CMU's senior quarterback, was his ultra efficient self, completing 18 of 24 pass attempts (75 percent). His TD passes went for 75 yards to Langston Lewis and for 10 to Tommy McIntosh.

The Chippewa defense, spearheaded by the likes of Kwiatkowski, Korver Demma and Michael Heldman, kept consistent pressure on Buffalo quarterback Ta'Quan Roberson and never allowed the Bull offense to get into rhythm.

Heldman and Demma recorded two sacks apiece. The Chippewas totaled a season-high five sacks along with five quarterback hurries.

CMU's defense turned the Bulls away several times when Buffalo drove deep into Chippewa territory. Three times Buffalo drives ended at the CMU 15-yard line or closer; twice the Chippewas forced turnovers and once they held the Bulls to a field goal.

Lewis finished with six catches for 118 yards, while McIntosh had five for 85. All four of those numbers were career highs.



GAME 11

CENTRAL MICHIGAN 28, KENT STATE 16

Wednesday, November 19, 2025

Dix Stadium

Kent, Ohio

Attendance: 8,112



Score	1	2	3	4	OT	Total
Central Michigan (7-4, 5-2 MAC)	7	7	0	14	-	28
Kent State (4-7, 3-4 MAC)	0	3	0	13	-	16

SCORING SUMMARY

Qtr.	Time	Team	Scoring Play	Plays-Yards-TOP
1st	2:37	CMU	T. McIntosh 1-yard pass from J. Labas (C. Graham kick)	18-75-10:53
2nd	10:24	CMU	B. Townsend 2-yard run (C. Graham kick)	8-34-4:31
2nd	0:53	KSU	W. Hryszko 36-yard field goal	11-52-3:22
4th	10:38	KSU	W. Harris 59-yard punt return (pass failed)	--
4th	4:41	CMU	B. Townsend 10-yard run (C. Graham kick)	10-75-5:57
4th	3:02	CMU	D. Temple 19-yard pass from J. Labas (C. Graham kick)	3-24-0:57
4th	1:28	KSU	D. DeShields 10-yard run (W. Hryszko kick)	7-68-1:29

TEAM STATISTICS

Statistics	CMU	Kent State
First Downs (Rush-Pass-Penalty)	16 (10-5-1)	20 (9-10-1)
Rushing-Yards-TD (Avg. Per Run)	43-174-2 (4.0)	36-89-1 (2.5)
Passing Yards (Avg. Per Completion)	123 (10.2)	185 (13.2)
Passes-Comp-Att-Int.-TD	12-22-1-2	14-28-0-0
Total Offense Plays-Yards (Avg.)	65-297 (4.6)	64-274 (4.3)
Punt Returns-Yards-TD (Avg.)	0-0-0 (0.0)	2-64-1 (32.0)
Kickoff Returns-Yards-TD (Avg.)	1-25-0 (25.0)	5-98-0 (19.6)
Interception Returns-Yards-TD	0-0-0	1-0-0
Punts Number-Yards (Avg.)	5-205 (41.0)	3-129 (43.0)
Fumbles/Lost	0/0	2/1
Penalties-Yards	5-29	4-40
Possession Time	33:21	26:39
Third Down Conversions	5-14 (36%)	4-13 (31%)
Fourth Down Conversions	4-4 (100%)	1-3 (33%)
Red Zone Scores-Chances/Touchdowns	4-4/4	2-3/1
Sacks By: Number-Yards	4-31	0-0
Tackles for Loss: Number-Yards	11.0-55	4.0-6
Field Goals	0-0	1-2

INDIVIDUAL STATISTICS

Rushing: CMU- N. Biggins 12-61; M. Beamon 9-42; T. Cornist 12-35; B. Townsend 6-27; J. Labas 3-11; Team 1-(-2). KSU- G. Garcia 15-77; J. Nubin 8-8; A. Banks 0-5; C. Wolford 1-4; D. Clark 2-3; D. DeShields 10-(-8).

Passing: CMU- J. Labas 11-20, 121 yards, 2 TD, 1 INT; M. Beamon 1-2, 2 yards 0 TD, 0 INT. KSU- D. DeShields 14-28, 185 yards, 0 TD, 0 INT.

Receiving: CMU- D. Temple 3-34, 1 TD; L. Lewis 1-29; H. Dryden 2-29; T. Davis 2-21; T. McIntosh 2-8, 1 TD; N. Biggins 1-2. KSU- T. Mulder 4-30; W. Harris 3-56; D. Martin 3-52; S. Brown 2-34; C. Wolford 1-16; G. Garcia 1-(-3).

Tackles: CMU- J. Kwiatkowski 6-8-14, 1.0 sack, 4.5 TFL, 1 FF; J. Jackson 4-1-5, 1 BrU, 2 QBH; D. Cochran 4-1-5, 1.5 TFL, 1 FF, 1 BrU; M. Heldman 3-2-5, 2.0 sacks, 2.5 TFL, 1 QBH; M. Blackwell 3-2-5; JJ Douglas 3-1-4, 1.0 sack, 1 TFL, 1 QBH; C. Spann 2-2-4. KSU- M. Woods 3-8-11, 1.0 TFL; C. Williams 4-3-7; CJ Young 1-6-7, 0.5 TFL; J. Cordoba 2-3-5, 0.5 TFL; D. Jackson 3-1-4; J. Rawlison 1-3-4.

Sacks: CMU- M. Heldman 2-9; J. Kwiatkowski 1-12; JJ Douglas 1-10. KSU- None.

Interceptions: CMU- None. KSU- T. Miller 1-0.

RECAP

KENT, Ohio - Central Michigan's offense delivered early and then late. It's veteran-laden defense did the job all night long.

Joe Labas threw two touchdown passes and Brock Townsend ran for two scores on Wednesday as the Central Michigan football team posted a 28-16 Mid-American Conference victory over Kent State at the Golden Flashes' chilly Dix Stadium.

The win was CMU's fourth in its last five games as the Chippewas improved to 7-4, 5-2 MAC. It marks CMU's highest win total since it finished 9-4 in 2021 and it kept alive its hopes for a berth in the MAC Championship Game.

"There is no such thing as an ugly win," first-year CMU coach Matt Drinkall said. "It is hard. Like, what we asked of these kids, 11, 12, 13 weeks ago, we were flying across the country, kicking a game off in San Jose at 10:30 p.m., which felt like midnight to us.

That, obviously, is a wait-and-see proposition. That said, the Chippewas are playing their best football and they showed it, particularly on defense, on Wednesday.

CMU never trailed, scoring on its first two possessions for a 14-0 lead and holding the Golden Flashes (4-7, 3-4) to a field goal until the fourth quarter.

Things got interesting when Kent State's Wayne Harris returned a punt 59 yards for a touchdown with 10:38 remaining to cut CMU's lead to 14-9. The Chippewas stopped the Golden Flashes' two-point conversion try, and then drove 75 yards in 10 plays to up their lead to 21-9 on Townsend's 10-yard TD run with 4:41 to play.

"When they scored to make it a five-point game, none of our kids flinched," Drinkall said. "I mean, it was more like, 'Yeah, now we're in it. We have to do something. We have to answer.'

CMU's defense again answered the call, stoning Kent State on fourth down at the Golden Flashes' 24-yard line. Three plays later, Labas iced it with a 19-yard TD pass to DeCorion Temple to make it 28-9 with 3:02 left.

Jordan Kwiatkowski spearheaded a strong CMU defense with 14 tackles – one shy of his career high. The senior middle linebacker made 4.5 tackles-for-loss and forced a fumble on the Golden Flashes' second possession of the game. CMU took over at the Kent State 34-yard line and later scored to extend the lead to 14-0.

The Chippewa defense forced a turnover for the 11th consecutive game and recorded 11 tackles-for-loss including four sacks, two by Michael Heldman.

The Chippewas scored on their first drive, marching 75 yards in 18 plays and milking 10:53 from the clock – the longest drive in terms of time of possession in program history. Labas tossed a 1-yard TD pass to Tommy McIntosh for a 7-0 lead.

GAME 12

TOLEDO 21, CENTRAL MICHIGAN 3

Saturday, November 29, 2025

Kelly/Shorts Stadium

Mount Pleasant, Mich.

Attendance: 6,673



Score	1	2	3	4	OT	Total
Toledo (8-4, 6-2 MAC)	0	0	7	14	-	21
Central Michigan (7-5, 5-3 MAC)	0	3	0	0	-	3

SCORING SUMMARY

Qtr.	Time	Team	Scoring Play	Plays-Yards-TOP
2nd	0:38	CMU	C. Graham 28-yard field goal	12-87-5:42
3rd	0:10	Toledo	C. Trayanum 57-yard pass from K. Osborne (D. Cunanan kick)	5-69-1:50
4th	8:41	Toledo	K. Christian 9-yard run (D. Cunanan kick)	6-57-3:20
4th	1:49	Toledo	C. Trayanum 42-yard run (D. Cunanan kick)	1-37-0:07

TEAM STATISTICS

Statistics	Toledo	CMU
First Downs (Rush-Pass-Penalty)	18 (11-6-1)	15 (7-6-2)
Rushing-Yards-TD (Avg. Per Run)	37-205-2 (5.5)	36-81-0 (2.2)
Passing Yards (Avg. Per Completion)	206 (8.6)	242 (8.1)
Passes-Comp-Att-Int.-TD	14-24-0-1	19-30-1-0
Total Offense Plays-Yards (Avg.)	61-411 (6.7)	66-323 (4.9)
Punt Returns-Yards-TD (Avg.)	0-0-0 (0.0)	0-0-0 (0.0)
Kickoff Returns-Yards-TD (Avg.)	1-37-0 (37.0)	1-32-0 (32.0)
Interception Returns-Yards-TD	1-0-0	0-0-0
Punts Number-Yards (Avg.)	4-161 (40.2)	4-205 (51.2)
Fumbles/Lost	2/1	1/0
Penalties-Yards	8-70	6-47
Possession Time	28:34	31:26
Third Down Conversions	4-12 (25%)	5-15 (33%)
Fourth Down Conversions	0-2 (0%)	0-4 (0%)
Red Zone Scores-Chances/Touchdowns	1-3/1	1-3/0
Sacks By: Number-Yards	4-34	2-16
Tackles for Loss: Number-Yards	9.0-55	6.0-20
Field Goals	0-1	1-1

INDIVIDUAL STATISTICS

Rushing: Toledo- C. Trayanum 16-94, 1 TD; K. Osborne 12-52; T. Gleason 2-31; K. Christian 7-28, 1 TD. CMU- B. Townsend 14-68; N. Biggins 8-43; T. Cornist 3-8; M. Beamon 2-(-2); L. Lewis 2-(-6); J. Labas 7-(-30).

Passing: Toledo- T. Gleason 9-17, 98 yards, 1 TD, 0 INT; K. Osborne 5-7, 108 yards, 1 TD, 0 INT. CMU- J. Labas 19-30, 242 yards, 0 TD, 1 INT.

Receiving: Toledo- J. Vandeross 4-71; C. Trayanum 3-65, TD; T. Crosby 2-21; T. Rudolph 2-16; E. Holley 1-20; J. Petersen 1-7; R. Treadway 1-6. CMU- T. McIntosh 6-83; L. Lewis 6-71; D. Temple 3-22; T. Davis 2-53; N. Biggins 1-8; B. Townsend 1-5.

Tackles: Toledo- C. D'Appolonia 5-5-10, 1 BrU; A. Fuller 5-4-9, 1.0 TFL; A. Smith 6-1-7, 1.0 TFL; K. Sherman 3-3-6; 2.0 sacks, 2.0 TFL; E. McNeil-Warren 2-4-6, 1 INT, 1 QBH; L. Long 1-5-6, 1.0 TFL; B. Awls 5-0-5, 1.0 TFL, 2 BRU; M. Davis 2-3-5, 1 BrU, 1 QBH. CMU- J. Kwiatkowski 7-5-12, 1.0 sack, 2.0 TFL, 1 FF, 1 BrU; D. Cochran 6-3-9, 1.0 TFL, 1 Blk; E. Rikard 3-6-9; K. Carroll 3-1-4; B. Deasfernandes 2-2-4; J. Jackson 13-3-4, 1 BrU; Q. Bird 0-4-4; M. Heldman 3-0-3, 1.0 sack, 3.0 TFL.

Sacks: Toledo- K. Sherman 2-19; M. Poynter 1-7; D. Ray 1-8. CMU- J. Kwiatkowski 1-12; M. Heldman 1-4.

Interceptions: Toledo- E. McNeil-Warren 1-0. CMU-None.

RECAP

MOUNT PLEASANT, Mich. - As solid as Central Michigan's defense has been throughout the season, it could hold the fort only for so long against one of the Mid-American Conference's best.

Toledo scored a touchdown with under 10 seconds left in the third quarter and then added a pair of fourth-quarter insurance scores in handing Central Michigan a 21-3 loss on the Chippewas' Senior Day on Saturday on Kramer/ Deromedi Field at Kelly/Shorts Stadium.

It was the Chippewas' first loss at home this season as they finished 5-3 in Mid-American Conference play. They are 7-5 overall and will learn their bowl destination on Dec. 7.

CMU's win total is its highest since 2021 when it finished 9-4, 6-2. The Chippewas entered the final weekend of the season with an outside shot at making a MAC Championship Game appearance under first-year coach Matt Drinkall.

"If you'd have told me at the beginning of the season that we'd be sitting here, going to a bowl at seven wins, playing the last game of the regular season with a chance to go to the (league) title game, not too bad," Drinkall said. "I think that's a testament to our seniors and their leadership and how good they have been all year.

"I've been doing this long enough now, after 23 or 24 years, whatever it is, to really be able to appreciate what these guys have done. Because it's not just the games in the season, it is everything. They changed everything about how they do their business, and I can't give them enough credit. I'm a big one-word person ... and for these guys, it's legacy."

The temperature at kickoff was 30 degrees and both offenses struggled to get on track. CMU got a 28-yard field goal from Cade Graham just before halftime for a 3-0 lead.

The Rockets broke through with 10 seconds left in the third quarter on a 57-yard touchdown on a screen pass from backup quarterback Kalieb Osborne to Chip Trayanum.

The Rockets then got a 9-yard TD run from Kenji Christian and a 42-yard score from Trayanum in the final 8-plus minutes.

Toledo entered the game sporting the MAC's No. 1 offense and its No. 1 defense. The Chippewas moved the ball effectively, at times, but failed to convert on four fourth-down chances – usually a staple of the CMU offense – and was forced to play from behind.

"We battled. I'm so proud of how the kids fought and battled through all 60 minutes. And the reality is we just didn't play good enough football there in the last 16 minutes of the game to come out victorious. We fought like crazy until the bitter end. And what I told the kids after the game is we are not going to let a one game in a three-hour window cast a shadow on the beacon of light that these guys have provided for the entire season."

Quarterback Joe Labas, one of some two dozen Chippewa senior playing his final home game, finished with 242 yards on 19-of-30 passing. He was sacked four times and intercepted once.



CENTRAL MICHIGAN BOWL GAME HISTORY

BOWL GAME: BY THE NUMBERS

Total Bowl Games: 15.
 Total Bowl Record: 6-9.
 Total Bowl Games as NCAA Division I program: 13.
 Total Bowl Record (NCAA Division I): 4-9.
 Most Consecutive Bowl Game Appearances: 4, two times (2006-09 and 2014-17).
 Most Consecutive Bowl Wins: 2, two times (1974 and 2009-12).
 Most Consecutive Bowl Losses: 5 (2014-19).
 Location With Most Appearances: Detroit, Mich. (5, last: 2015).
 Bowl With Most Appearances: Motor City Bowl (3, last: 2008).

BOWL GAME: BY GAME RESULTS

Season	Bowl	Opponent	Date	Location	Score	Notes
1974	Pioneer Bowl	Louisiana Tech	Dec. 7, 1974	Wichita Falls, Kansas	W, 35-14	National Semifinal Game
1974	Camellia Bowl	Delaware	Dec. 14, 1974	Sacramento, Calif.	W, 54-14	National Championship
1990	California Raisin Bowl	San Jose State	Dec. 8, 1990	Fresno, Calif.	L, 48-24	First-ever bowl game invite
1994	Las Vegas Bowl	UNLV	Dec. 15, 1994	Las Vegas, Nevada	L, 52-24	
2006	Motor City Bowl	Middle Tennessee	Dec. 26, 2006	Detroit, Mich.	W, 31-14	First-ever NCAA I bowl win 54,113 attendance, most in Motor City Bowl history
2007	Motor City Bowl	Purdue	Dec. 26, 2007	Detroit, Mich.	L, 51-48	Attendance: 60,624, most ever for a bowl in Detroit history
2008	Motor City Bowl	Florida Atlantic	Dec. 26, 2008	Detroit, Mich.	L, 24-21	
2009	GMAC Bowl	Troy	Jan. 6, 2010	Mobile, Ala.	W, 44-41 (2OT)	CMU's second bowl victory
2012	Little Caesars Bowl	Western Kentucky	Dec. 26, 2012	Detroit, Mich.	W, 24-21	CMU's third bowl win
2014	Popeyes Bahamas Bowl	Western Kentucky	Dec. 24, 2014	Nassau, Bahamas	L, 49-48	CMU's first international bowl
2015	Quick Lane Bowl	Minnesota	Dec. 28, 2015	Detroit, Mich.	L, 21-14	Fifth bowl game in Detroit
2016	Miami Beach Bowl	Tulsa	Dec. 19, 2016	Miami, Fla.	L, 55-10	
2017	Famous Idaho Potato Bowl	Wyoming	Dec. 22, 2017	Boise, Idaho	L, 37-14	
2019	New Mexico Bowl	San Diego State	Dec. 21, 2019	Albuquerque, N.M.	L, 48-11	
2021	Tony the Tiger Sun Bowl	Washington State	Dec. 31, 2021	El Paso, Texas	W, 24-21	CMU originally slated to play in the Arizona Bowl, but teams opted out due to COVID, CMU paired with Washington State.

BY HEAD COACH

Name	Years	No.	Record
John Bonamego	2015-18	3	0-3
Jim McElwain	2019-24	2	1-1
Roy Kramer	1974	2	2-0
Butch Jones	2007-09	2	0-2
Dan Enos	2010-14	2	1-1
Steve Stripling	2009	1	1-0
Jeff Quinn	2006	1	1-0
Herb Deromedi	1976-93	1	0-1
Dick Flynn	1994-99	1	0-1
Totals		15	6-9

BY BOWL GAME

Bowl Game	No.	Record	Last App.
Motor City Bowl	3	1-2	2008
GMAC Bowl	1	1-0	2009
Little Caesars Bowl	1	1-0	2012
Sun Bowl	1	1-0	2021
Bahamas Bowl	1	0-1	2014
Quick Lane Bowl	1	0-1	2015
Miami Beach Bowl	1	0-1	2016
Idaho Potato Bowl	1	0-1	2017
New Mexico Bowl	1	0-1	2019
Las Vegas Bowl	1	0-1	1994
California Raisin Bowl	1	0-1	1990
Totals	15	6-9	2021

BY LOCATION

Location	No.	Record	Last App.
Detroit, Mich.	5	2-3	2015
Wichita Falls, Kansas	1	1-0	1974
Sacramento, Calif.	1	1-0	1974
Las Vegas, Nev.	1	0-1	1994
Mobile, Ala.	1	1-0	2010
Nassau, Bahamas	1	0-1	2014
Miami, Fla.	1	0-1	2016
Boise, Idaho	1	0-1	2017
Albuquerque, N.M.	1	0-1	2019
El Paso, Texas	1	1-0	2021
Totals	15	6-9	2021

ATTENDANCE

- 60,624 – 2007 Motor City Bowl, Detroit, Mich.
- 54,113 – 2006 Motor City Bowl, Detroit, Mich.
- 41,399 – 2008 Motor City Bowl, Detroit, Mich.
- 35,540 – 2021 Tony the Tiger Sun Bowl, El Paso, Texas
- 34,486 – 2010 GMAC Bowl, Mobile, Ala.
- 34,217 – 2015 Quick Lane Bowl, Detroit, Mich.

CENTRAL MICHIGAN BOWL GAME RECORDS

TEAM RECORDS

SCORING

Most Points Scored: 48 (twice, 2007 Motor City Bowl & 2014 Popeyes Bahamas Bowl)
Fewest Points Scored: 10 (2016 Miami Beach Bowl)
Most Points Allowed: 55 (Tulsa, 2016 Miami Beach Bowl)
Fewest Points Allowed: 14 (Middle Tennessee, 2006 Motor City Bowl)
Most Points in a Half: 35 (2nd half, 2007 Motor City Bowl)
Most Points Allowed in a Half: 42 (WKU, first half, 2014 Popeyes Bahamas Bowl)
Most Points in a Quarter: 34 (4th quarter, 2014 Popeyes Bahamas Bowl)
Most Points Allowed in a Quarter: 21 (five times; Purdue, 1st quarter, 2007 Motor City Bowl; WKU, 1st quarter and 2nd quarter, 2014 Popeyes Bahamas Bowl; Tulsa, 3rd quarter, 2016 Miami Beach Bowl; Wyoming, 1st Quarter, 2017 Famous Idaho Potato Bowl; SDSU, 3rd Quarter, 2019 New Mexico Bowl)

RUSHING

Attempts: 51 (1994 Las Vegas Bowl)
Yards: 152 (1994 Las Vegas Bowl)
Touchdowns: 2, three times (2006 Motor City Bowl, 2007 Motor City Bowl, 2010 GMAC Bowl)

PASSING

Attempts: 56 (2010 GMAC Bowl)
Completions: 33 (2010 GMAC Bowl)
Yards: 493 (2014 Popeyes Bahamas Bowl)
Touchdowns: 7 (2014 Popeyes Bahamas Bowl)

TOTAL OFFENSE

Plays: 83 (2010 GMAC Bowl)
Yards: 607 (2014 Popeyes Bahamas Bowl)

FIRST DOWNS

Most First Downs: 28 (2014 Popeyes Bahamas Bowl)
Most Opponent First Downs: 34 (Tulsa, 2016 Miami Beach Bowl)

PENALTIES

Most Penalties: 11 (2021 Tony the Tiger Sun Bowl)
Most Penalty Yards: 90 (2021 Tony the Tiger Sun Bowl)

Bowl)

Fewest Penalties: 3 (2007 Motor City Bowl)
Fewest Penalty Yards: 20 (2007 Motor City Bowl)

TIME OF POSSESSION

Most Time of Possession: 36:34 (1994 Las Vegas Bowl)
Least Time of Possession: 21:41 (2019 New Mexico Bowl)

TURNOVERS

Turnovers Forced: 3 (2 interceptions, 1 fumble; 2007 Motor City Bowl)
Passes Intercepted: 2, twice (2006 Motor City Bowl, 2007 Motor City Bowl)
Fumbles Recovered: 2 (2014 Popeyes Bahamas Bowl)
Turnovers Committed: 8 (4 interceptions, 4 fumbles; 2017 Famous Idaho Potato Bowl)
Passes Had Intercepted: 4 (2017 Famous Idaho Potato Bowl)
Fumbles Lost: 4 (2017 Famous Idaho Potato Bowl)
Most Punts: 8 (twice, 2007 Motor City Bowl & 2019 New Mexico Bowl)

INDIVIDUAL RECORDS

RUSHING

Rushing Attempts

1. Dan LeFevour – 33 (2007 Motor City Bowl)
2. Lew Nichols – 30 (2021 Tony the Tiger Sun Bowl)
3. Zurlon Tipton – 23 (2012 Little Caesars Pizza Bowl)
4. Billy Smith – 20 (1990 Raisin Bowl)
5. Romello Ross – 19 (2015 Quick Lane Bowl)
6. Eric Johnson – 16 (1994 Las Vegas Bowl)

Rushing Yards

1. Lew Nichols – 138 (2021 Tony the Tiger Sun Bowl)
2. Dan LeFevour – 114 (2007 Motor City Bowl)
3. Zurlon Tipton – 101 (2012 Little Caesars Pizza Bowl)
4. Romello Ross – 100 (2015 Quick Lane Bowl)
5. Kobe Lewis – 97 (2019 New Mexico Bowl)
6. Damon Tolbert – 79 (1994 Las Vegas Bowl)

Rushing Touchdowns

1. Dan LeFevour – 2 (2007 Motor City Bowl)
2. 10 players – 1

PASSING

Passing Attempts

1. Dan LeFevour – 55 (2010 GMAC Bowl)
2. Cooper Rush – 49 (2016 Miami Beach Bowl)
3. Cooper Rush – 45 (2014 Popeyes Bahamas Bowl)
4. Dan LeFevour – 40 (2008 Motor City Bowl)
5. Shane Morris – 39 (2017 Famous Idaho Potato Bowl)
6. Daniel Richardson – 34 (2021 Tony the Tiger Sun Bowl)

Completions

1. Dan LeFevour – 33 (2010 GMAC Bowl)

2. Dan LeFevour – 28 (2008 Motor City Bowl)
- Cooper Rush – 28 (2014 Popeyes Bahamas Bowl)
4. Cooper Rush – 24 (2016 Miami Beach Bowl)
5. Shane Morris – 23 (2017 Famous Idaho Potato Bowl)

Passing Yards

1. Cooper Rush – 493 (2014 Popeyes Bahamas Bowl)
2. Dan LeFevour – 395 (2010 GMAC Bowl)
3. Shane Morris – 329 (2017 Famous Idaho Potato Bowl)
4. Dan LeFevour – 292 (2007 Motor City Bowl)
5. Dan LeFevour – 253 (2008 Motor City Bowl)
- Ryan Radcliff – 253 (2012 Little Caesars Pizza Bowl)

Touchdown Passes

1. Cooper Rush – 7 (2014 Popeyes Bahamas Bowl)
2. Dan LeFevour – 4 (2007 Motor City Bowl)
3. Jeff Bender – 3 (1990 Raisin Bowl)
- Ryan Radcliff – 3 (2012 Little Caesars Pizza Bowl)
4. Dan LeFevour – 2 (2008 Motor City Bowl)

Passes Had Intercepted

1. Shane Morris – 4 (2017 Famous Idaho Potato Bowl)

RECEIVING

Receptions

1. Antonio Brown – 13 (2010 GMAC Bowl)
2. Antonio Brown – 11 (2008 Motor City Bowl)
3. Cody Wilson – 10 (2012 Little Caesars Pizza Bowl)
4. Ken Ealy – 7 (1990 Raisin Bowl)
- Bryan Anderson – 7 (2007 Motor City Bowl)
- JaCorey Sullivan – 7 (2021 Tony the Tiger Sun Bowl)

Receiving Yards

1. Antonio Brown – 178 (2010 GMAC Bowl)
2. Ken Ealy – 161 (1990 Raisin Bowl)
3. Titus Davis – 142 (2014 Popeyes Bahamas Bowl)
4. Bryan Anderson – 129 (2007 Motor City Bowl)
5. Andrew Flory – 105 (2012 Little Caesars Pizza Bowl)

Touchdown Receptions

1. Titus Davis – 4 (2014 Popeyes Bahamas Bowl)
2. Ken Ealy – 3 (1990 Raisin Bowl)
- Bryan Anderson – 3 (2007 Motor City Bowl)
4. Terrance McMillan – 2 (1994 Las Vegas Bowl)
- Andrew Flory – 2 (2012 Little Caesars Pizza Bowl)

TOTAL OFFENSE

Total Offense - Plays

1. Dan LeFevour – 67 (2007 Motor City Bowl)
2. Dan LeFevour – 64 (2010 Motor City Bowl)
3. Cooper Rush – 53 (2014 Popeyes Bahamas Bowl)
4. Shane Morris – 46 (2017 Famous Idaho Potato Bowl)
5. Dan LeFevour – 44 (2008 Motor City Bowl)

Total Offense - Yards

1. Cooper Rush – 519 (2014 Popeyes Bahamas Bowl)
2. Dan LeFevour – 407 (2010 GMAC Bowl)
3. Dan LeFevour – 406 (2007 Motor City Bowl)
4. Dan LeFevour – 309 (2008 Motor City Bowl)
5. Shane Morris – 285 (2017 Famous Idaho Potato Bowl)



CENTRAL MICHIGAN VS. NORTHWESTERN

DEFENSIVE

Total Tackles

1. Rich Curtiss – 14 (1990 Raisin Bowl)
Bobby Seay – 14 (2008 Motor City Bowl)
Nick Bellore – 14 (2010 GMAC Bowl)
4. Nick Bellore – 13 (2008 Motor City Bowl)
5. Nathan Ricketts – 12 (2016 Miami Beach Bowl)
Troy Brown – 12 (2021 Tony the Tiger Sun Bowl)

SPECIAL TEAMS

Most Field Goals: 5 (Andrew Aguila, 2010 GMAC Bowl)

Most PAT Kicks: 6 (Andrew Aguila, 2007 Motor City Bowl)

Kickoff Return Yards

1. Antonio Brown – 203 (2010 GMAC Bowl)
2. John Hood – 121 (1990 Raisin Bowl)
3. Damon Tolbert – 100 (1994 Las Vegas Bowl)
4. Antonio Brown – 79 (2007 Motor City Bowl)
5. Antonio Brown – 75 (2008 Motor City Bowl)

Punt Return Yards

1. Kalil Pimpleton – 47 (2021 Tony the Tiger Sun Bowl)
2. Antonio Brown – 38 (2008 Motor City Bowl)

LONGEST PLAYS

Rush: 66 yards (Kobe Lewis, 2019 New Mexico Bowl)

Pass: 76 yards (Dan LeFevour to Antonio Brown, 2007 Motor City Bowl)

Kickoff Return: 95 yards (Antonio Brown, 2010 GMAC Bowl)

Punt Return: 45 yards (Kalil Pimpleton, 2021 Tony the Tiger Sun Bowl)

Interception Return: 56 yards (Doug Kress, 2006 Motor City Bowl)

Field Goal: 52 yards (Marshall Meeder, 2021 Tony the Tiger Sun Bowl)

Punt: 82 yards (Richie Hogan, 2012 Little Caesars Pizza Bowl)

OPPONENT RECORDS

INDIVIDUAL RUSHING

Attempts: Antonio Andrews - 27 (WKU, (2012 Little Caesars Pizza Bowl))

Yards: Sheldon Canley – 164 (San Jose State, 1990 Raisin Bowl)

Touchdowns: Sheldon Canley – 4 (San Jose State, 1990 Raisin Bowl)

TEAM RUSHING

Attempts: 46 (Tulsa, 2016 Miami Beach Bowl)

Yards: 301 (UNLV, 1994 Las Vegas Bowl)

Touchdowns: 4 (1990 Raisin Bowl)

INDIVIDUAL PASSING

Attempts: Levi Brown – 56 (Troy, 2010 GMAC Bowl)

Completions: Curtis Painter – 35 (Purdue, 2007 Motor City Bowl)

Yards: Curtis Painter – 546 (Purdue, 2007 Motor City Bowl)

Touchdowns: Brandon Doughty - 5 (WKU, 2014 Popeyes Bahamas Bowl); Dane Evans– 5 (Tulsa, 2016 Miami Beach Bowl)

2016 Miami Beach Bowl)

TEAM PASSING

Attempts: 56 (Troy, 2010 GMAC Bowl)

Completions: 35 (Purdue, 2007 Motor City Bowl)

Yards: 546 (Purdue, 2007 Motor City Bowl)

Touchdowns: 5 (WKU, 2014 Popeyes Bahamas Bowl & Tulsa, 2016 Miami Beach Bowl)

INDIVIDUAL RECEIVING

Receptions: Josh Atkinson - 12 (Tulsa, 2016 Miami Beach Bowl)

Yards: Willie McNeal - 155 (WKU, 2014 Popeyes Bahamas Bowl)

Touchdowns: Keevan Lucas - 3 (Tulsa, 2016 Miami Beach Bowl)

INDIVIDUAL TOTAL OFFENSE-PLAYS

1. Levi Brown – 64 (Troy, 2010 GMAC Bowl)

2. Curtis Painter – 58 (Purdue, 2007 Motor City Bowl)

3. Brandon Doughty – 46 (WKU, 2014 Popeyes Bahamas Bowl)

4. Clint Marks – 42 (Middle Tennessee, 2006 Motor City Bowl)

5. Ralph Martini – 39 (San Jose State, 1990 Raisin Bowl)

Rusty Smith – 39 (Florida Atlantic, 2008 Motor City Bowl)

INDIVIDUAL TOTAL OFFENSE-YARDS

1. Curtis Painter – 540 (Purdue, 2007 Motor City Bowl)

2. Brandon Doughty – 490 (WKU, 2014 Popeyes Bahamas Bowl)

3. Ralph Martini – 420 (San Jose State, 1990 Raisin Bowl)

4. Levi Brown – 374 (Troy, 2010 GMAC Bowl)

5. Dane Evans – 326 (Tulsa, 2016 Miami Beach Bowl)

TEAM TOTAL OFFENSE

Plays: 96 (Troy, 2010 GMAC Bowl)

Yards: 647 (WKU, 2014 Popeyes Bahamas Bowl)

BOWL HONORS

Year, Bowl	Award
1974, Pioneer	Offensive Player of the Game: Mike Franckowiak, QB Notes: 7-14, 89 yards, 10-22, TD rushing, 4-4 PATs Defensive Player of the Game: Rick Newsome, DL
1974, Camellia	Offensive Player of the Game: Mike Franckowiak, QB Notes: 11-13, 186 yards, 6-24 rushing, 2-2 FG, 5-5 PATs Defensive Player of the Game: Steve Bograkovs, DB
1990 California Raisin	Offensive Player of the Game: Ken Ealy, WR Notes: 3 touchdowns, 7 catches, 161 yards receiving
2006 Motor City	Most Valuable Player: Dan LeFevour, QB Notes: 16-26, 162 yards, 15-69 rushing, TD
2009 GMAC	Most Outstanding Lineman: Dan Bazuin, DL Most Valuable Player: Dan LeFevour, QB Notes: 33-55, 1 TD, 395 yards, 9-12 rushing, TD

Year, Bowl	Award
	Offensive MVP: Antonio Brown, WR Notes: 13 catches, 178 yards, 7 yd TD run, 95 KOR TD Defensive MVP: Vince Agnew, DB Notes: blocked 31-yard field goal attempt in 2nd OT Special Teams MVP: Andrew Aguila, PK Notes: 5-5 on FGs, including game-winning 37-yd FG
2012 Little Caesars	Most Valuable Player: Ryan Radcliff, QB Notes: 19-29, 2 TD, 253 yards passing, 4-2 rushing Outstanding Lineman: Shamari Benton, DL Notes: finished game with team-high 9 tackles
2019 Sun	Most Valuable Player: Lew Nichols, RB Notes: 30-138 yards, 1-yard TD run give CMU 13-0 lead

CENTRAL MICHIGAN BOWL GAME CAPSULES

1974 PIONEER BOWL

Pioneer Bowl Central Michigan 35, Louisiana Tech 14 December 7, 1974 Wichita Falls, Kansas

In their first-ever bowl appearance, the Chippewas traveled to Wichita Falls, Kansas, for the Pioneer Bowl — the NCAA Division II national semifinal game— with CMU handing Louisiana Tech a 35-14 defeat to advance to the national championship game.

Central Michigan's defense forced seven Louisiana Tech turnovers, including a school-record tying six interceptions and a fumble recovery.


The Chippewas advanced to the bowl game after defeating Boise State, 20-6, in a regional game at Perry Shorts Stadium.

The Chippewas scored the game's first 35 points, beginning with a 1-yard touchdown run by Walt "Smoke" Hodges in the second quarter. Another rushing touchdown by CMU quarterback Mike Franckowiak gave the Chippewas a commanding 14-0 halftime lead.

Two more short rushing touchdowns by Dick Dunham and the Chippewas were up 28-0.

Hodges led a strong CMU run game with 118 yards on 21 carries as the Chippewas rolled up 277 yards with their trademark ball-control offense. Dunham collected 86 yards and two touchdowns on 19 carries.

Franckowiak threw for 89 yards and a touchdown and scored on a 1-yard run and was named the Offensive Player of the Game while Rick Newsome earned the defensive honor, spearheading a Chippewa defense that forced seven turnovers including six interceptions. Joe Sierzenga intercepted two passes for the Chippewas.



Game Statistics

By Quarters	1	2	3	4	Final
Central Michigan	0	14	7	14	35
Louisiana Tech	0	0	0	14	14

Scoring Qtr Play

CMU	2	Hodges 1-yard run (Franckowiak PAT)
CMU	2	Franckowiak 1-yard run (Franckowiak PAT)
CMU	3	Dunham 1-yard run (Franckowiak PAT)
CMU	4	Dunham 3-yard run (Franckowiak PAT)
CMU	4	Means 5-yard pass Franckowiak (Franckowiak PAT)
LTU	4	Moody 5-yard pass from Haynes (Pope PAT)
LTU	4	Moody 15-yard run (Pope PAT)

Attendance – 12,200

Team Statistics	CMU	La. Tech
First Downs	18	14
Rushing Attempts	67	38
Net Rushing	277	143
Net Passing	89	165
Passes Attempted	14	31
Passes Completed	7	13
Interceptions	1	6
Total Plays	81	69
Total Net Yards	366	308
Fumbles/Lost	0/2	1/2
Penalties/Yards	5/52	1/12

Rushing

CMU – Walt Hodges 21-118, Dick Dunham 19-86, Mike Woroniecki 8-35, Mike Franckowiak 10-22, Greg Drypen 3-9, Gary Baginski 2-7, Mose Rison 4-0

La. Tech – Harper 10-45, McDaniel 14-45, Moody 3-23, Robertson 4-22, White 3-13, Barber 1-4, Haynes 2-(-3)

Passing

CMU – Mike Franckowiak 7-14-1 for 89

La. Tech – Haynes 10-23-5 for 139, Robertson 3-8-1 for 26

Receiving

CMU – Matt Means 7-89

La. Tech – Harper 4-41, Barber 3-36, Moody 2-45, Ryckman 1-15, White 1-8, McDaniel 1-7, Foppe 1-4



1974 CAMELLIA BOWL: NATIONAL CHAMPIONSHIP GAME

Camellia Bowl Central Michigan 54, Delaware 14 December 14, 1974 Sacramento, Calif.

Central Michigan scored early and often in the 1974 Division II national championship game, also known as the Camellia Bowl, en route to a 54-14 victory over Delaware in Sacramento.

CMU's Dick Dunham scampered up the middle for a 68-yard touchdown on the game's first play from scrimmage.

A Mike Franckowiak field goal and a Walt "Smoke" Hodges touchdown gave CMU a 16-0 lead after the first quarter.

The Chippewas extended the lead to 30-8 at the half after Dunham added touchdown runs of 1 and 3 yards.

The Chippewas continued their offensive show in the second half as Dunham added another touchdown and Matt Means caught an 8-yard touchdown pass from quarterback Mike Franckowiak.

Franckowiak was named Offensive Player of the Game after completing 11 of 13 passes for 186 yards. He also kicked two field goals and six extra points. Chippewa safety Steve Bograkovs was the Defensive Player of the Game.



Game Statistics

By Quarters	1	2	3	4	Final
Central Michigan	16	14	10	14	54
Delaware	0	8	0	6	14

Scoring	Qtr	Play
CMU	1	Dunham 68-yard run (Franckowiak PAT)
CMU	1	Franckowiak 39-yard field goal
CMU	1	Hodges 2-yard run (kick failed)
UD	2	Zwaan 1-yard run (Roberts pass from Zwaan)
CMU	2	Dunham 1-yard run (Franckowiak PAT)
CMU	2	Dunham 3-yard run (Franckowiak PAT)
CMU	3	Franckowiak 27-yard field goal
CMU	3	Dunham 4-yard run (Franckowiak PAT)
CMU	4	Means 8-yard pass Franckowiak (Franckowiak PAT)
CMU	4	Hodges 1-yard run (Kangas PAT)
UD	4	Billings 6-yard run (run failed)

Attendance – 14,137

Team Statistics	CMU	Delaware
First Downs	20	17
Rushing Attempts	57	47
Net Rushing	279	187
Net Passing	186	167
Passes Attempted	14	22
Passes Completed	11	12
Interceptions	0	4
Total Plays	71	69
Total Net Yards	465	354
Fumbles/Lost	1/0	4/2
Penalties/Yards	6/50	4/29

Rushing

CMU – Dick Dunham 16-121, Walt Hodges 27-117, Mike Franckowiak 6-24, Greg Drypen 3-10, Gary Baginski 2-8, Mose Rison 2-4, Mike Gray 1-4, Tom Screws 1-2
UD – Roberts 12-71, Zwaan 5-30, Belicic 7-27, Perry 5-20, James 6-15, Wagner 2-13, Beasley 5-10, Billings 3-9, Sabol 1-8, Maskas 1-6

Passing

CMU – Mike Franckowiak 11-13-0 for 186, Greg Drypen 0-1-0 for 0
UD – Zwaan 8-17-3 for 104, Belicic 2-3-1 for 35, Maskas 2-2-0 for 28

Receiving

CMU – Matt Means 8-146, Denny Proctor 1-23, John Fossen 1-9, Dick Dunham 1-8
UD – Kraus 2-39, Cubit 2-25, Wagner 1-24, Brown 1-22, Fugazzi 1-17, Billings 1-13, Roberts 1-12, Sowden 1-11, Beasley 1-6

1990 CALIFORNIA RAISIN BOWL

California Raisin Bowl San Jose State 48, Central Michigan 24 December 8, 1990 Fresno, Calif.

Central Michigan played in its first Division I bowl game, the California Raisin Bowl in Fresno.

San Jose State defeated the Chippewas, 48-24.

CMU entered the game as one of the top defenses in the nation, allowing just 8.9 points per game, and it faced a powerful San Jose State offense led by quarterback Ralph Martini and running back Sheldon Canley.

San Jose State scored 19 second-quarter points and led, 26-7, at halftime. Jeff Bender connected with Ken Ealy along the sideline for a 55-yard touchdown pass play for the Chippewas' lone points of the first half.

The Spartans got a pair of third-quarter scores to extend their lead to 41-10.

Bender and Ealy later connected for touchdown strikes of 48 and 17 yards. Ealy caught seven passes for 161 yards to earn Chippewa Most Valuable Player honors.



Game Statistics

By Quarters	1	2	3	4	Final
Central Michigan	0	7	3	14	24
San Jose State	7	19	15	7	48

Scoring	Qtr	Play
SJSU	1	Canley 5-yard run (Bowen PAT)
SJSU	2	Bowen 37-yard field goal
CMU	2	Ealy 55-yard pass from Bender (Nicholl PAT)
SJSU	2	Canley 22-yard run
SJSU	2	Blackmon 25-yard pass from Martini (run failed)
SJSU	2	Bowen 25-yard field goal
CMU	3	Nicholl 27-yard field goal
SJSU	3	Canley 59-yard run (Martini pass to Blackmon)
SJSU	3	Canley 5-yard run (Bowen PAT)
SJSU	4	Canley 5-yard pass from Martini (Bowen PAT)
CMU	4	Ealy 48-yard pass from Bender (Nicholl PAT)
CMU	4	Ealy 17-yard pass from Bender (Nicholl PAT)

Attendance – 25,431

Team Statistics	CMU	SJSU
First Downs	13	28
Rushing Attempts	29	45
Net Rushing	63	200
Net Passing	220	442
Passes Attempted	25	43
Passes Completed	14	32
Interceptions	1	1
Total Plays	54	88
Total Net Yards	283	642
Fumbles/Lost	1/1	2/1
Penalties/Yards	4/30	12/118
Time of Possession	22:49	37:11

Rushing

CMU – Billy Smith 20-37, Leo Griffin 1-11, Darnell Rush 3-10, John Hood 3-7, Joe Connolly 1-3, Jeff Bender 1-(-5)

SJSU – Shaldon Canley 23-164, Maceo Barbosa 8-16, Ralph Martini 3-16, Chip Vargas 3-13, Leon Hawthorne 3-4, Blair Zerr 1-3, Mike Jordan 1-2, Byron Jackson 1-(-7), Walter Brooks 1-(-11)

Passing

CMU – Jeff Bender 14-25-1 for 220

SJSU – Ralph Martini 27-36-1 for 404, Mike Jordan 5-7-0 for 38

Receiving

CMU – Ken Ealy 7-161, Robert Kench 4-36, Bryan Tice 2-17, Billy Smith 1-6

SJSU – Sheldon Canley 5-44, David Blakes 4-95, Byron Jackson 4-69, Maceo Barbosa 4-56, Bobby Blackmon 3-50, Bryce Burnett 3-40, Walter Brooks 3-14, Gary Charlton 2-46, Leon Hawthorne 2-12, Chip Vargas 1-9, Rich Sarlatte 1-7



1994 LAS VEGAS BOWL

Las Vegas Bowl UNLV 52, Central Michigan 24 December 15, 1994 Las Vegas, Nevada


Las Vegas Bowl III marked the second time in 1994 that Central Michigan and Nevada-Las Vegas met. The Chippewas won the first contest, 35-23, in Mount Pleasant.

UNLV rebounded with a 52-24 win in the Las Vegas Bowl.

CMU entered the game on a high note after defeating Bowling Green in a winner-take-all game for the MAC title. In preparing for the bowl game, however, All-American tailback Brian Pruitt suffered a bruised knee and was unable to play in the second battle with UNLV.

UNLV led, 14-10, after one quarter and then scored 38 consecutive points to make it 52-10.

CMU quarterbacks Erik Timpf and Chad Darnell combined to throw for 224 yards on 13-for-25 passing. Terrance McMillan had four catches for 100 yards and a touchdown to the lead the CMU receiving corps.



Game Statistics

By Quarters	1	2	3	4	Final
Central Michigan	10	0	0	14	24
UNLV	14	17	14	7	52

Scoring	Qtr	Play
UNLV	1	Bailey 46-yard pass from Brown (Garritano PAT)
UNLV	1	Bailey 1-yard run (Garritano PAT)
CMU	1	Blasy 20-yard field goal
CMU	1	McMillan 53-yard pass from Timpf (Blasy PAT)
UNLV	2	Bailey 49-yard run (Garritano PAT)
UNLV	2	Washington 15-yard fumble return (Garritano PAT)
UNLV	2	Garritano 38-yard field goal
UNLV	3	Bailey 1-yard run (Garritano PAT)
UNLV	3	Keener 33-yard pass from Brown (Garritano PAT)
UNLV	4	Gatewood 45-yard pass from Davis (Garritano PAT)
CMU	4	McMillan 24-yard pass from Darnell (Blasy PAT)
CMU	4	Tolbert 4-yard run (Blasy PAT)

Attendance – 17,562

Team Statistics	CMU	UNLV
First Downs	22	26
Rushing Attempts	51	42
Net Rushing	152	301
Net Passing	224	288
Passes Attempted	25	27
Passes Completed	13	15
Interceptions	2	0
Total Plays	76	69
Total Net Yards	376	589
Fumbles/Lost	5/2	3/1
Penalties/Yards	6/50	8/89
Time of Possession	36:34	23:26

Rushing

CMU – Damon Tolbert 11-79, John King 6-51, Eric Johnson 16-47, Erik Timpf 12-6, Andy Korytkowski 1-(-7), Chad Darnell 5-(-24)

UNLV – DeJohn Branch 13-125, Henry Bailey 7-79, Jared Brown 6-32, Jonathan Perez 7-31, Omar Love 6-21, Jason Davis 3-13

Passing

CMU – Erik Timpf 7-12-2 for 122, Chad Darnell 6-13-0 for 102

UNLV – Jared Brown 11-21-0 for 195, Jason Davis 4-6-0 for 93

Receiving

CMU – Terrance McMillan 4-100, Andy Korytkowski 3-44, Jeremy Dunlap 3-40, Jerry Miller 2-32, Eric Johnson 1-8

UNLV – Randy Gatewood 6-104, Henry Bailey 5-101, Daemon Keener 1-33, Mike Bell 1-31, Tom Lewis 1-12, Randy Brewer 1-7

2006 MOTOR CITY BOWL

Motor City Bowl Central Michigan 31, Middle Tennessee 14 December 26, 2006 Detroit, Mich.

The Chippewas won their first Division I-A bowl game in impressive fashion, and picked up their second victory at Ford Field in less than a month with a resounding 31-14 triumph over Middle Tennessee State in the Motor City Bowl in Detroit.

A Motor City Bowl-record crowd of 54,113, most of them clad in maroon and gold, saw CMU score touchdowns on its first two possessions to grab a 14-0 lead less than 10 minutes into the game.

Ontario Sneed scored on a 1-yard run and on a 29-yard pass from redshirt freshman quarterback Dan LeFevour, the first of two scoring strikes from the record-setting Chippewa signal-caller.


After MTSU narrowed the lead to 14-7 on a touchdown run by Eugene Gross, LeFevour needed just 35 seconds to put CMU back up by two scores, capping a quick scoring drive with a 9-yard TD run. CMU led, 21-7, at the half.

The CMU defense took care of putting the game away early in the third quarter. Senior defensive end Dan Bazuin, who was named the game's Most Outstanding Lineman, hit MTSU quarterback Clint Marks, forcing a wobbly pass that was easily intercepted by linebacker Doug Kress.

Kress raced up the left sideline 56 yards with the return for a touchdown, bumping the lead to 28-7.

LeFevour went 16-of-26 for 162 yards and a TD through the air and added 69 yards and a score on 15 carries on the ground to earn the game Most Valuable Player Award.

Bazuin led the Chippewa defense with a pair of sacks among his eight tackles, while Kress and Red Keith both had nine tackles.



Game Statistics

By Quarters	1	2	3	4	Final
Central Michigan	14	7	7	3	31
Middle Tennessee	0	7	0	7	14

Scoring	Qtr	Play
CMU	1	Sneed 1-yard run (Albreski PAT)
CMU	1	Sneed 29-yard pass from LeFevour (Albreski PAT)
MT	2	Gross 3-yard run (Smith PAT)
CMU	2	LeFevour 9-yard run (Albreski PAT)
CMU	3	Kress 56-yard interception return (Albreski PAT)
MT	4	McNair 6-yard run (Smith PAT)
CMU	4	Albreski 43-yard field goal

Attendance – 54,113

Team Statistics	CMU	MTSU
First Downs	22	19
Rushing Attempts	32	30
Net Rushing	149	61
Net Passing	162	259
Passes Attempted	26	41
Passes Completed	16	27
Interceptions	1	2
Total Plays	58	71
Total Net Yards	311	320
Fumbles/Lost	0/0	0/0
Penalties/Yards	4/55	10/103
Time of Possession	23:19	36:41

Rushing

CMU – Dan LeFevour 15-69, Ontario Sneed 11-48, Marcel Archer 4-26, Bryan Anderson 1-11, Damien Linson 1-(-5)

MTSU – Eugene Gross 12-37, DeMarco McNair 11-23, Desmond Gee 1-13, Joe Craddock 1-2, Clint Marks 5-(-14)

Passing

CMU – Dan LeFevour 16-26-0 for 162

MTSU – Clint Marks 25-37-2 for 251, Joe Craddock 2-4-0 for 8

Receiving

CMU – Bryan Anderson 6-51 Ontario Sneed 6-48, Justin Gardner 2-30, Obed Cétoute 1-20, Damien Linson 1-13

MTSU – Desmond Gee 9-63, Joe Grigsby 5-86, Eugene Gross 3-24, Bobby Williams 3-21, Pierre Ingram 2-15, DeMarco McNair 2-13, Taron Henry 1-16, Clinton Corder 1-13, Michael Cannon 1-8



2007 MOTOR CITY BOWL

Motor City Bowl Purdue 51, Central Michigan 48 December 26, 2007 Detroit, Mich.

Chris Summers' 40-yard field goal on the final play lifted Purdue to a 51-48 win over CMU in the highest scoring Motor City Bowl in history.

A Motor City Bowl-record crowd of 60,624 saw an offensive shootout that featured 1,022 yards of offense and saw the Chippewas twice tie the score after trailing by 21 points three times.


Dan LeFevour hit Bryan Anderson for a 19-yard touchdown with 1:09 remaining. Andrew Aguila's point-after evened the score at 48-48. Curtis Painter then completed four of five passes to set up the game-winning kick.

Nick Bellore, who finished with a game-high 11 tackles, intercepted a pass on the game's opening possession that led to a 27-yard Aguila field goal and a 3-0 CMU lead just over two minutes into the contest. The Boilermakers scored on six straight possessions to close the first half. CMU, meanwhile, mustered a 47-yard field goal and a 49-yard scoring pass from LeFevour to Anderson and trailed 34-13 at halftime. Antonio Brown scored on a 76-yard catch-and-run on the second play of the third quarter, but Painter threw a scoring pass to Jake Standeford with 12:53 remaining in the period.

LeFevour threw a 10-yard TD pass to Anderson and scored on runs of 9 and 4 yards to tie the score at 41 with 10 seconds left in the third quarter.

Purdue went back in front on Jaycen Taylor's 13-yard run with 8:19 left.

CMU took over on its own 34-yard line with 2:15 left. Facing third-and-16 from the 28, LeFevour hit Duane Brooks for 24 yards, Anderson for 13 yards, ran for 16 yards and connected with Anderson for 19 yards in succession to draw the Chippewas even on the scoreboard for the final time.



Game Statistics

By Quarters	1	2	3	4	Final
Purdue	21	13	7	10	51
Central Michigan	6	7	28	7	48

Scoring	Qtr	Play
CMU	1	Aguila 27-yard field goal
PU	1	Sheets 1-yard run (Summers PAT)
PU	1	Orton 29-yard pass from Painter (Summers PAT)
CMU	1	Aguila 47-yard field goal
PU	1	Keller 62-yard pass from Painter (Summers PAT)
PU	2	Summers 30-yard field goal
PU	2	Summers 21-yard field goal
CMU	2	Anderson 49-yard pass from LeFevour (Aguila PAT)
PU	2	Sheets 1-yard run (Summers PAT)
CMU	3	Brown 76-yard pass from LeFevour (Aguila PAT)
PU	3	Standeford 19-yard pass from Painter (Summers PAT)
CMU	3	Anderson 10-yard pass from LeFevour (Aguila PAT)
CMU	3	LeFevour 9-yard run (Aguila PAT)
CMU	3	LeFevour 4-yard run (Aguila PAT)
PU	4	Taylor 13-yard run (Summers PAT)
CMU	4	Anderson 19-yard pass from LeFevour (Aguila PAT)
PU	4	Summers 40-yard field goal

Attendance – 60,624

Team Statistics	PU	CMU
First Downs	28	22
Rushing Attempts	27	44
Net Rushing	41	143
Net Passing	546	292
Passes Attempted	54	35
Passes Completed	35	17
Interceptions	2	0
Total Plays	81	79
Total Net Yards	587	435
Fumbles/Lost	2/1	0/0
Penalties/Yards	6/44	3/20
Time of Possession	29:18	30:42

Rushing

CMU – Dan LeFevour 33-114, Justin Hoskins 6-15, Antonio Brown 2-14, Ontario Sneed 2-2, TM 1-(-2)
PU – Kory Sheets 12-27, Jaycen Taylor 10-23, TM 1-(-3), Curtis Painter 4-(-6)

Passing

CMU – Dan LeFevour 17-34-0 for 292; Antonio Brown 0-1-1 for 0
PU – Curtis Painter 35-54-2 for 546

Receiving

CMU – Bryan Anderson 7-129, Antonio Brown 4-94, Duane Brooks 2-50, Ontario Sneed 2-9, Kito Poblach 1-5, J.J. Watt 1-5
PU – Greg Orton 9-136, Jake Standeford 8-112, Dustin Keller 7-150, Dorien Bryant 5-65, Kory Sheets 3-46, Jaycen Taylor 2-11, Desmond Tardy 1-26

2008 MOTOR CITY BOWL

Motor City Bowl Florida Atlantic 24, Central Michigan 21 December 26, 2008 Detroit, Mich.

Rusty Smith threw for 306 yards and two touchdowns to lead Florida Atlantic to a 24-21 win against CMU in the Motor City Bowl. Smith threw touchdown passes of 52 yards to Chris Bonner and 18 yards to Cortez Gent to give the Owls a 24-13 lead after the game was tied 10-10 at halftime.

The Chippewas drew within 24-21 on a 15-yard touchdown pass from Dan LeFevour to Antonio Brown and two-point conversion pass from LeFevour to Kito Poblach with 3:09 left. FAU, however, recovered the onside-kick.

Nick Bellore recovered a Smith fumble on the Owls' second possession to set up the Chippewas at their own 42-yard line, but LeFevour was intercepted on the next snap. Dilvory Edgecomb scored on a 1-yard dive six plays later to give FAU a 7-0 lead. After the teams traded punts, CMU covered 75 yards in eight plays to tie the score. Poblach made a one-handed catch of a LeFevour throw for the score.

Brown's 29-yard punt return on the ensuing possession set up a 35-yard Andrew Aguila field goal that gave the Chippewas a 10-7 lead with 9:30 left in the half. Ross Gornall tied the score with a 36-yard field goal in the half's final minute.

The Chippewas punted to open the second half, and FAU went in front for good on the following possession. A roughing-the-passer penalty on third-and-5 extended the drive, and on the next snap Smith hit Bonner with a 52-yard scoring toss.

CMU drove inside Florida Atlantic's 20-yard line on the next possession, but had to settle for a 33-yard Aguila field goal. Florida Atlantic was forced to punt, and Brown turned a reverse into a 72-yard touchdown on the final play of the third quarter that momentarily gave the Chippewas the lead. An offsides penalty against FAU and a facemasking penalty against CMU negated the play, and CMU eventually had to punt. Smith's touchdown pass to Gent nine plays after the punt gave FAU a double-digit lead with 10:17 left.

CMU then drove to the FAU 1-yard line, but a penalty and two incompletions ended the threat. The CMU defense forced a three-and-out to set up LeFevour's touchdown pass to Brown, but it was as close as the Chippewas would get.

Game Statistics

By Quarters	1	2	3	4	Final
Florida Atlantic	7	3	7	7	24
Central Michigan	0	10	3	8	21

Scoring	Qtr	Play
FAU	1	Edgecomb 1-yard run (Gornall PAT)
CMU	2	Poblach 5-yard pass from LeFevour (Aguila PAT)
CMU	2	Aguila 35-yard field goal
FAU	2	Gornall 36-yard field goal
FAU	3	Bonner 52-yard pass from Smith (Gornall PAT)
CMU	3	Aguila 33-yard field goal
FAU	4	Gent 18-yard pass from Smith (Gornall PAT)
CMU	4	Brown 15-yard pass from LeFevour (Poblach pass from LeFevour)

Attendance – 41,399

Team Statistics	FAU	CMU
First Downs	27	20
Rushing Attempts	36	31
Net Rushing	112	127
Net Passing	306	253
Passes Attempted	36	40
Passes Completed	20	28
Interceptions	0	1
Total Plays	72	71
Total Net Yards	418	380
Fumbles/Lost	2/1	1/0
Penalties/Yards	2/25	5/45
Time of Possession	32:10	27:50

Rushing

CMU – Dan LeFevour 14-56, Justin Hoskins 5-30, Ontario Sneed 8-29, Antonio Brown 2-13, Bryan Schroeder 1-0, TM 1-(-1)

FAU – Charles Pierre 16-77, Dilvory Edgecomb 9-47, Willie Rose 4-14, TM 2-(-4), Rusty Smith 4-(-22)

Passing

CMU – Dan LeFevour 28-40-1 for 253

FAU – Rusty Smith 20-35-0 for 306; Cortez Gent 0-1-0 for 0

Receiving

CMU – Antonio Brown 11-92, Kito Poblach 6-60, Bryan Anderson 4-30, Joe Bockheim 3-42, Bryan Schroeder 2-18, Justin Hoskins 1-11, Ontario Sneed 1-0

FAU – Cortez Gent 7-98, Jamari Grant 5-70, Chris Bonner 3-85, Rob Housler 3-27, Willie Rose 1-29, Dilvory Edgecomb 1-(-3)



2009 GMAC BOWL

GMAC Bowl

No. 25 Central Michigan 44, Troy 41 (2OT)

January 6, 2010

Mobile, Ala.

Senior quarterback Dan LeFevour threw for a career-high 395 yards, and a trio of clutch special teams plays lifted the No. 25 Chippewas to a 44-41 double-overtime victory over Troy.

Andrew Aguila's school-record fifth field goal – a 37-yarder in the second overtime – capped a comeback that saw the Chippewas rally from a 12-point fourth-quarter deficit.

A game that featured two of the top statistical offenses in the country turned into a defensive slugfest in the first half. Levi Brown's 9-yard scoring pass to DuJuan Harris was the only touchdown in the first 30 minutes, and Troy took a 10-9 lead into halftime.

CMU's only punt of the game opened the fourth quarter, and Troy appeared to have taken control of the game when Harris scored on a 1-yard run with 8:01 remaining. His score stretched the Troy lead to 31-19.

Brown returned the ensuing kickoff 95 yards for a touchdown to jump-start the Chippewas.

CMU regained possession at its own 15-yard line with 4:22 remaining, and LeFevour directed one of the most memorable drives of his career. He hit Brown for 27 yards on second-and-15, Brown for 8 yards on third-and-2, Cody Wilson for 7 yards on third-and-4 and Brown again for 30 yards on the next snap before connecting with Bryan Anderson on a 4-yard touchdown pass. LeFevour then tossed a two-point conversion pass to Kito Poblach to give CMU a 34-31 lead with 1:17 remaining.

Jernigan returned the kickoff 32 yards to the Troy 37-yard line, and Brown completed a pair of passes to move the Trojans to the CMU 29-yard line. Michael Taylor's 46-yard field goal with 31 seconds left forced overtime.

CMU needed just three plays to score in the first overtime. LeFevour rushed for no gain, threw to Anderson for 12 yards and scrambled for a 13-yard touchdown to put the Chippewas in front. Brown hit Jason Bruce for 18 yards on third-and-5 from the 20-yard line on Troy's first possession. Two plays later, Shawn Southward tied the score on a 1-yard run.

Troy's offense remained on the field to begin the second overtime period. After stalling on the Chippewas' 14-yard line, Taylor lined up for a 31-yard field goal. CMU's Vince Agnew raced untouched around Troy's right end and blocked the attempt, giving the Chippewas an opportunity to win.

Three-yard runs by Brown and Bryan Schroeder moved the ball to the Troy 19-yard line, and Aguila booted the game-winning field goal from 37 yards out.

LeFevour was named the GMAC Bowl Most Valuable Player. Brown was selected offensive MVP, Agnew defensive MVP and Aguila special teams MVP.

Game Statistics

By Quarters	1	2	3	4	OT	Final
Central Michigan	3	6	10	15	10	44
Troy	7	3	14	10	7	41

Scoring	Qtr	Play
Troy	1	Harris 9-yard pass from Brown (Taylor PAT)
CMU	1	Aguila 28-yard field goal
CMU	2	Aguila 35-yard field goal
Troy	2	Taylor 22-yard field goal
CMU	2	Aguila 44-yard field goal
Troy	3	Southward 1-yard run (Taylor PAT)
CMU	3	Aguila 42-yard field goal
CMU	3	Brown 7-yard run (Aguila PAT)
Troy	3	Harris 6-yard run (Taylor kick)
Troy	4	Harris 1-yard run (Taylor kick)
CMU	4	Brown 95-yard kickoff return (Aguila PAT)
CMU	4	Anderson 4-yd. pass from LeFevour (Poblach pass/LeFevour)
Troy	4	Taylor 46-yard field goal
CMU	OT	LeFevour 13-yard run (Aguila PAT)
Troy	OT	Southward 1-yard run (Taylor PAT)
CMU	OT	Aguila 37-yard field goal

Attendance – 34,486

Team Statistics	Troy	CMU
First Downs	27	31
Rushing Attempts	27	39
Net Rushing	109	169
Net Passing	395	403
Passes Attempted	56	57
Passes Completed	33	32
Interceptions	1	0
Total Plays	83	96
Total Net Yards	504	572
Fumbles/Lost	0/0	2/1
Penalties/Yards	4/31	8/63
Time of Possession	26:35	33:25

Rushing

CMU – Bryan Schroeder 13-73, Antonio Brown 4-22, Dan LeFevour 9-12, Carl Volny 1-2

Troy – DuJuan Harris 14-112, Jerrel Jernigan 6-39, Shawn Southward 10-28, Maurice Greer 1-2, Levi Brown 8-(-12)

Passing

CMU – Dan LeFevour 33-55-1 for 395, Antonio Brown 1-2-1 for 9

Troy – Levi Brown 31-56-0 for 386; Cornelius Williams 1-1-0 for 17

Receiving

CMU – Antonio Brown 13-178, Bryan Anderson 7-84, Cody Wilson 4-36, Kito Poblach 3-50, Bryan Schroeder 3-14, Carl Volny 1-17, Jeremy Wilson 1-12, David Blackburn 1-4

Troy – Jerrel Jernigan 9-154, Jason Bruce 4-51, DuJuan Harris 4-49, Shawn Southward 3-29, Tebrius Gill 3-28, Patrick Cherry 2-26, Cornelius Williams 2-21, Zack Marcum 2-9, Levi Brown 1-17, Josh Jarboe 1-12, Andrew Davis 1-7

2012 LITTLE CAESARS BOWL

Little Caesars Pizza Bowl CMU 24, Western Kentucky 21 December 26, 2012 Detroit, Mich.

Quarterback Ryan Radcliff threw a strike to senior receiver Cody Wilson midway through the fourth quarter and Central Michigan's defense got a late fourth-down stop to lead the Chippewas to a 24-21 victory over Western Kentucky to win the 2012 Little Caesars Pizza Bowl.

Radcliff was named the game's Most Valuable Player while junior linebacker Shamari Benton was named the Outstanding Lineman. Benton led CMU in tackles for the seventh time this season, recording nine.

The winning touchdown came on a second-and-goal play with 5:11 left in the game. Radcliff threaded the needle between two WKU defenders to find Wilson in the corner of the end zone. The senior signal caller finished the game 19-of-29 for 253 yards, three touchdowns and no interceptions while Wilson had 10 catches for 101 yards and the one touchdown.

After CMU scored, the Hilltoppers drove to the CMU 19-yard line where they faced a fourth-and-2 with 51 seconds remaining. Western Kentucky ran a play-action pass to tight end Jack Doyle, but he was blanketed by CMU defenders and the pass fell incomplete. CMU then ran out the clock.

CMU's winning touchdown drive began at the WKU 26-yard line after a blocked punt by junior safety Avery Cunningham. The blocked punt capped off a string of controversial plays that began with a reversal of a Zurlon Tipton touchdown. The officials first ruled that Tipton had scored on a 1-yard drive on fourth down but the replay official reversed the call. That gave the Hilltoppers the ball at the CMU half-yard line. CMU's defense tightened up, allowing just 2 yards to force a three-and-out. Cunningham blocked the punt after a low snap and the Chippewas were in business.

Central Michigan got off to a fast start after Radcliff connected on a 69-yard touchdown strike to redshirt freshman receiver Andrew Flory at 10:54 of the first quarter. Western Kentucky answered with a 6-yard quarterback run by Kawaun Jakes after he connected with Rico Brown for 70 yards on a trick play on the first offensive play of the game for the Hilltoppers.

CMU responded with another Radcliff-to-Flory touchdown with 5:46 to go in the first quarter. After three straight punts, CMU got the running game going as Tipton had 40 yards on a drive that led to a 50-yard Davis Harman field goal, making it 17-7 CMU. The field goal set the CMU bowl record and tied the Little Caesars Pizza Bowl mark. Junior punter Richie Hogan averaged 57.3 yards per punt, including a bowl-record 82-yard boot in the first quarter. CMU limited WKU's Antonio Andrews to 40 kick return yards and 4 yards on punt returns. Andrews entered the game leading the FBS in all-purpose yards.

Game Statistics

By Quarters	1	2	3	4	Final
Western Kentucky	7	7	7	0	21
Central Michigan	14	3	0	7	24

Scoring	Qtr	Play
CMU	1	Flory 69-yard pass from Radcliff (Harman PAT)
WKU	1	Jakes 6-yard rush (Schwettman PAT)
CMU	1	Flory 29-yard pass from Radcliff (Harman PAT)
CMU	2	Harman 50-yard field goal
WKU	2	Doyle 6-yard pass from Jakes (Schwettman PAT)
WKU	3	Jones 1-yard rush (Schwettman PAT)
CMU	4	Wilson 11-yard pass from Radcliff (Harman PAT)

Attendance – 23,310

Team Statistics	WKU	CMU
First Downs	13	23
Rushing Attempts	32	34
Net Rushing	128	140
Net Passing	199	253
Passes Attempted	24	31
Passes Completed	14	19
Interceptions	0	0
Total Plays	56	65
Total Net Yards	327	393
Fumbles/Lost	2/0	2/0
Penalties/Yards	7-60	6-50
Time of Possession	28:10	31:50

Rushing

CMU – Zurlon Tipton 23-101, Saylor Lavallii 4-28, Connor Odykirk 1-15, Radcliff 4-2, TM 2-(-6)

WKU – Antonio Andrews 27-119, Kadeem Jones 2-6, Nick Baisch 1-2, Kawaun Jakes 2-1

Passing

CMU – Ryan Radcliff 19-29-0 for 253, TM 0-2-0

WKU – Kawaun Jakes 14-24-0 for 199

Receiving

CMU – Cody Wilson 10-101, Andrew Flory 3-105, Zurlon Tipton 2-29, Jesse Kroll 1-8, Adam Fenton 1-6, Ben McCord 1-4, Connor Odykirk 1-0

WKU – Jack Doyle 6-36, Willie McNeal 3-50, Antonio Andrews 3-21, Rico Brown 1-70, Kadeem Jones 1-22



2014 POPEYES BAHAMAS BOWL

Popeyes Bahamas Bowl Western Kentucky 49, Central Michigan 48 December 24, 2014 Nassau, Bahamas

Cooper Rush threw a Football Bowl Subdivision-record seven touchdowns passes, including five in the fourth quarter, as Central Michigan nearly came all the way back from a 35-point deficit before falling to Western Kentucky, 49-48, in the inaugural Popeyes Bahamas Bowl at Thomas A. Robinson Stadium.

The game wasn't decided until Rush's two-point conversion pass to Jesse Kroll fell incomplete, one play after the Chippewas drew to 49-48 on a dazzling 75-yard pass play – triggered with just 1 second remaining – during which four CMU receivers touched the ball and Titus Davis won a footprint to the pylon against several Western Kentucky defenders,

Western Kentucky dominated and scored at will behind quarterback Brandon Doughty and a bevy of talented receivers. The Hilltoppers were in front, 42-14, at halftime, and 49-14 after three quarters.

Rush started CMU's fourth quarter with a 12-yard TD pass to Davis with 11:37 to play. Just over four minutes later, the same duo delivered again, this time on a 23-yard TD pass, cutting it to 49-28. With 3:06 left, Rush found Courtney Williams for a 10-yard TD pass, shrinking the Chippewa deficit to 49-35. Less than two minutes later, Anthony Garland scored on a short pass, making it 49-42, setting the stage for Ron Coluzzi's onside kick, which the Hilltoppers covered at the CMU 43.

With just 1:09 left, all WKU had to do was gain a first down and run out the clock. The Chippewas burned their remaining two timeouts and senior defensive tackle Leterrius stuffed Leon Allen for no gain on third-and-10, forcing a punt.

The punt went for a touchback and WKU was penalized on the play, putting the ball on the CMU 25 with 1 second remaining. Rush dropped to pass and heaved the ball 50 yards to a leaping Kroll at the WKU 30-yard line. Kroll then lateraled to Deon Butler. A falling Butler fumbled the ball in the direction of the trailing Williams, who scooped it up, took a few frantic steps, then lateraled to Davis who did the rest.

Rush completed 28 of 45 passes for 493 yards. His attempts, completions, yardage and TD passes were all career highs, and his seven TD passes is a school record and ties a Mid-American Conference record. His 493 passing yards broke the school mark set by Brian Brunner against Indiana in 2008.

Game Statistics

By Quarters	1	2	3	4	Final
Central Michigan	7	7	0	34	48
Western Kentucky	21	21	7	0	49

Scoring	Qtr	Play
WKU	1	Dangerfield 14-yard pass from Doughty (Schwettman PAT)
CMU	1	Davis 21-yard pass from Rush (Eavey PAT)
WKU	1	German 12-yard pass from Doughty (Schwettman PAT)
WKU	1	Grant 19-yard pass from Doughty (Schwettman PAT)
WKU	2	Henry 16-yard pass from Doughty (Schwettman PAT)
CMU	2	Williams 30-yard pass from Rush (Eavey PAT)
WKU	2	McNeal 55-yard pass from Doughty (Schwettman PAT)
WKU	2	Allen 1-yard run (Schwettman PAT)
WKU	3	Wales 21-yard run (Schwettman PAT)
CMU	4	Davis 12-yard pass from Rush (Eavey PAT)
CMU	4	Davis 23-yard pass from Rush (Eavey PAT)
CMU	4	Williams 10-yard pass from Rush (Eavey PAT)
CMU	4	Garland 7-yard pass from Rush (Eavey PAT)
CMU	4	Kroll-Butler-Williams-Davis 75-yard pass from Rush (Pass failed)

Attendance – 13,667

Team Statistics	CMU	WKU
First Downs	28	30
Rushing Attempts	29	32
Net Rushing	114	161
Net Passing	493	486
Passes Attempted	45	42
Passes Completed	28	31
Interceptions	1	0
Total Plays	74	74
Total Net Yards	607	647
Fumbles/Lost	1/0	3/2
Penalties/Yards	8-77	9-105
Time of Possession	32:51	27:09

Rushing

CMU – Martez Walker 9-68, Cooper Rush 8-26, Devon Spalding 8-12, Saylor Lavallii 4-8

WKU – Anthony Wales 14-95 1 TD, Leon Allen 13-52 1 TD, Taywan Taylor 1-11, Brandon Doughty 2-4

Passing

CMU – Cooper Rush 28-45-1 for 493 yards, 7 TDs

WKU – Brandon Doughty 31-42-0 for 486 yards, 5 TDs

Receiving

CMU – Titus Davis 6-137 4 TDs, Jesse Kroll 4-109, Deon Butler 4-69, Courtney Williams 3-70 2 TDs, Anthony Rice 3-32, Mike Kinville 2-26, Devon Spalding 2-17
WKU – Millie McNeal 5-155 1 TD, J. Dangerfield 5-87 1 TD, Leon Allen 5-45, Joel German 4-27 1 TD, Mitchell Henry 3-47 1 TD, N. Norris 3-33, Antwane Grant 2-30 1 TD, Taywan Taylor 1-28, Tim Gorski 1-18, Anthony Wales 1-12

2015 QUICK LANE BOWL

Quick Lane Bowl Minnesota 21, Central Michigan 14 December 28, 2015 Detroit, Mich.

Central Michigan was held to a season-low 249 total yards Monday as the Chippewas fell to Minnesota, 21-14, in the Quick Lane Bowl before 34,217 at Ford Field.

CMU finished 7-6 in John Bonamego's first year as the Chippewas' coach, and it brought to an end an emotional season for the entire program.

Freshman Romello Ross ran for 100 yards and a touchdown on 19 carries to lead a CMU offense that, outside of two scoring drives, struggled to find its footing.

"It was pretty well-documented that they have a very good secondary," Bonamego said. "I think that was the strength of their defense. We thought we moved the ball against them pretty well. We stalled a few drives, got in some long-yardage situations, but they're a good defense and a talented defense."

CMU quarterback Cooper Rush completed 15 of 29 passes for 145 yards. All three numbers were season lows for the junior who entered the game having thrown for a CMU single-season record 3,703 yards. His one interception was costly. With CMU trailing 21-14 and facing a third-and-7 at the Minnesota 42, Rush was pressured and falling when he let a pass go. It was intercepted by Briean Boddy-Calhoun at the Gopher 35 with just over 2 minutes to play.

That ended CMU's last legitimate chance to tie the game.

"Just trying to make a play," Rush said. "Looking back, I probably should have just ate it."

Ross gave the Chippewas a 14-13 lead when he fought his way into the end zone on a bullish 13-yard run early in the fourth quarter. That capped a four-play, 56-yard drive.

Minnesota (6-7) responded with a 13-play, 74-yard drive that ended with quarterback Mitch Leidner dashing 13 yards for a TD. Leidner found KJ Maye on the two-point conversion pass and Minnesota was back in front with 6:36 left.

Minnesota grabbed a 3-0 lead on a Ryan Santoso 22-yard field goal in the first quarter. CMU went ahead 7-3 when Rush scored on a 1-yard quarterback sneak midway through the second quarter. Leidner tossed an 11-yard TD pass to Maye early in the second quarter to give the Gophers a 10-7 halftime lead.

Game Statistics

By Quarters	1	2	3	4	Final
Central Michigan	0	7	0	7	14
Minnesota	3	7	3	8	21

Scoring Qtr Play

UM	1	Santoso 22-yard field goal
CMU	2	Rush 1-yard run (Eavey PAT)
UM	2	Maye 11-yard pass from Leidner (Santoso PAT)
UM	3	Santoso 42-yard field goal
CMU	4	Ross 13-yard run
UM	4	Leidner 13-yard run

Attendance – 34,217

Team Statistics	CMU	UM
First Downs	17	21
Rushing Attempts	28	39
Net Rushing	104	158
Net Passing	145	223
Passes Attempted	30	30
Passes Completed	15	24
Interceptions	1	1
Total Plays	58	69
Total Net Yards	249	381
Fumbles/Lost	0/0	0/0
Penalties/Yards	3/25	1/5
Time of Possession	24:31	35:29

Rushing

CMU – Romello Ross 19-100 1 TD, Anthony Rice 1-6, Jahray Hayes 2-1, Joe Bacci 1-0, Cooper Rush 5-(-3)
UM – Rodney Smith 15-74, Shannon Brooks 15-65, Mitch Leidner 9-19 1 TD

Passing

CMU – Cooper Rush 15-29-1 for 145 yards
UM – Mitch Leidner 24-30-1 for 223 yards, 1 TD

Receiving

CMU – Corey Willis 4-51, Romello Ross 4-28, Ben McCord 2-42, Jesse Kroll 2-10, Anthony Rice 1-11, Eric Cooper 1-3, Jahray Hayes 1-0
UM – KJ Maye 8-67 1 TD, Brandon Lingen 5-33, Shannon Brooks 4-45, Drew Wolitarsky 3-52, Eric Carter 2-10, Nate Wozniak 1-11, Rodney Smith 1-5



2016 MIAMI BEACH BOWL

Miami Beach Bowl

Tulsa 55, Central Michigan 10

December 19, 2016

Miami, Fla.

Central Michigan knew its Miami Beach Bowl opponent had an explosive offense. Tulsa's defense was pretty good, too. The Golden Hurricane rolled up 581 total yards as it routed the Chippewas, 55-10, at Marlins Park.

The loss ended CMU's season at 6-7, its first sub-.500 season since 2011.

Tulsa (10-3) entered the game averaging 522.8 yards per game. It built a 27-3 halftime lead, then hit the gas in the second half and scored nearly at will.

"Tulsa's a great football team," second-year CMU coach John Bonamego said. "We felt like we matched up a little better than what we demonstrated today. We just didn't execute our fundamentals well in really two critical phases of the game, we weren't able to finish drives, we hurt ourselves with penalties. Defensively we could never get off the field and we had a bunch of missed tackles.

"When you perform that way against a good football team you get beat. All we can really do is take this, learn from it, and build for the future."

Central Michigan quarterback Cooper Rush, vying to become the all-time Mid-American Conference leader in passing yardage, finished with 241 yards. He needed to throw for 253 yards to supplant former Chippewa Dan LeFevour atop the list.

Rush, a senior from Lansing, finished his four-year career as the CMU starter with 12,894 yards and 90 touchdown passes. He goes down as one of the very best to have ever played at CMU.

"He's a tremendous football player," Bonamego said. "He's got a tremendous amount of heart, he's extremely intelligent, he's dependable, you can count on him, you're going to get his best every single day. We're going to miss him."

Jahray Hayes scored CMU's lone touchdown on a 13-yard run in the fourth quarter. Brian Eavey kicked a 26-yard field goal to account for the Chippewas' other points.

Game Statistics

By Quarters	1	2	3	4	Final
Central Michigan	3	0	0	7	10
Tulsa	10	17	21	7	35

Scoring Qtr Play

UT	1	Atkinson 5-yard pass from Evans (Jones PAT)
UT	1	Jones 46-yard field goal
CMU	1	Eavey 26-yard field goal
UT	2	Jones 44-yard field goal
UT	2	Lucas 13-yard pass from Evans (Jones PAT)
UT	2	Minter 4-yard pass from Evans (Jones PAT)
UT	3	Flanders 17-yard run (Jones PAT)
UT	3	Lucas 28-yard pass from Evans (Jones PAT)
UT	3	Lucas 11-yard pass from Evans (Jones PAT)
UT	4	Brubaker 66-yard interception return (Jones PAT)
CMU	4	Hayes 13-yard run (Eavey PAT)

Attendance – 15,262

Team Statistics	CMU	Tulsa
First Downs	19	34
Rushing Attempts	22	46
Net Rushing	83	261
Net Passing	272	320
Passes Attempted	50	39
Passes Completed	30	29
Interceptions	3	0
Total Plays	72	85
Total Net Yards	355	581
Fumbles/Lost	0/0	0/0
Penalties/Yards	5/40	3/25
Time of Possession	30:52	29:08

Rushing

CMU – Mark Chapman 2-38, Devon Spalding 7-21, Jahray Hayes 4-18, 1 TD, Jonathan Ward 3-14, Cooper Rush 6-(-8).

Tulsa – D. Brewer 17-105, J. Flanders 17-100, 1 TD, R. Taylor 7-30, D Evans 3-22, K. Lucas 1-(-5)

Passing

CMU – Cooper Rush 24-49-3 for 241 yards, Jonathan Ward 1-1-0 for 31 yards.

Tulsa – D. Evans 28-38-0 for 304 yards, 5 TDs, R. Rubley 1-1-0 for 16 yards.

Receiving

CMU – Devon Spalding 5-26, Austin Stewart 4-55, Jonathan Ward 4-48, Mark Chapman 4-29, Corey Willis 3-63, Tyler Conklin 2-21, Jahray Hayes 2-17, Anthony Rice 1-13.

Tulsa – Atkinson 12-131 1 TD, Lucas 7-72 3TD, Johnson 3-37, Hobbs, 3-28, Minter 2-17 1 TD, Carter 1-19, Riederer 1-16

2017 FAMOUS IDAHO POTATO BOWL

Famous Idaho Potato Bowl
Wyoming 37, Central Michigan 14
December 22, 2017
Boise, Idaho

Central Michigan made a living forcing turnovers this season. On Friday, the Chippewas found out what it is like to be on the other side, and the consequences were devastating.

CMU gave the ball away a season-high eight times in falling to Wyoming, 37-14, before 16,512 in the Famous Idaho Potato Bowl at Albertsons Stadium. The Chippewas finished 8-5 and saw their win streak end at five games.

The eight wins is CMU's highest total since 2009, but that didn't ease the sting of a fourth consecutive bowl loss.

Wyoming intercepted CMU quarterback Shane Morris three times, sacked him five times, and the Chippewa fumbled the ball away five times. Twenty-three of Wyoming's points – two TDs and three field goals – came after CMU turnovers.

Cowboy quarterback Josh Allen, projected to be a top-five pick in the NFL Draft in April, was as efficient as he needed to be, completing 11 of 19 passes for 154 yards. He threw three touchdown passes, all in the first quarter, to stake the Cowboys to a 21-7 lead.

CMU's defense surrendered just three field goals over the final three quarters, but the Chippewas offense could not produce consistently against a Wyoming defense that came into the game ranked 21st in the country.

"They have a great defense," CMU senior tight end Tyler Conklin said. "They did a good job. We didn't make the plays we should have made."

Yohanna Ghaifan sacked CMU quarterback Shane Morris, forcing a fumble, and Carl Granderson scooped up the ball and raced 58 yards for a TD early in the fourth quarter to make it 37-14 and snuff out CMU's last hope.

Jonathan Ward finished with a combined 138 yards in rushing and receiving and scored two touchdowns to lead CMU. He took a short pass from quarterback Shane Morris and turned it into a 74-yard TD that kept the Chippewas in the game in the first quarter. He later scored on a 3-yard run.

The Chippewas' final yardage total, 364, looked respectable, but the five sacks, the six turnovers and 61 yards in penalties were more than enough to keep the Chippewas from mounting a serious threat.

Game Statistics

By Quarters	1	2	3	4	Final
Central Michigan	7	0	7	0	14
Wyoming	21	6	3	7	37

Scoring Qtr Play

UW	1	Scott 23-yard pass from Allen (Rothe PAT)
UW	1	Conway 11-yard pass from Allen (Rothe PAT)
CMU	1	Ward 74-yard pass from Morris (Armstrong PAT)
UW	2	Johnson 45-yard pass from Allen (Rothe PAT)
UW	2	Rothe 27-yard field goal
UW	2	Rothe 28-yard field goal
UW	3	Rothe 20-yard field goal
CMU	3	Ward 3-yard run (Armstrong PAT)
UW	4	Granderson 58-yard fumble recovery (Rothe PAT)

Attendance – 16,512

Team Statistics	CMU	UW
First Downs	18	15
Rushing Attempts	27	42
Net Rushing	18	121
Net Passing	346	154
Passes Attempted	43	19
Passes Completed	26	11
Interceptions	4	0
Total Plays	70	61
Total Net Yards	364	275
Fumbles/Lost	6/4	0/0
Penalties/Yards	7/61	5/49
Time of Possession	29:14	30:46

Rushing

CMU – Jonathan Ward 12-29 1 TD, Tony Poljan 4-15, Romello Ross 3-6, Kumehnnu Gwilly 1-2, Shane Morris 7 (-34).

UW – K. Overstreet 21-85, Trey Woods 9-19, C.J. Johnson 1-16, D. Van Maanen 2-5, Josh Allen 8-(-3)

Passing

CMU – Shane Morris 23-39 for 329 yards 1 TD, Tony Poljan 3-4 for 17 yards.

UW – Josh Allen 11-19 for 154 yards 3 TDs.

Receiving

CMU – Jonathan Ward 7-109 1 TD, Tyler Conklin 7-98, Mark Chapman 5-70, Eric Cooper 4-25, Corey Willis 3-44.

UW – C.J. Johnson 3-63 1 TD, Austin Conway 3-29 1 TD, James Price 2-12, Jared Scott 1-23 1 TD, Tyree Mayfield 1-18, Austin Fort 1-9.



2019 NEW MEXICO BOWL

New Mexico Bowl

San Diego State 48, Central Michigan 11

December 21, 2019
Albuquerque, N.M.

Central Michigan's remarkable turnaround season came to a disappointing end with a 48-11 loss to San Diego State in the New Mexico Bowl at Dreamstyle Stadium.

The Chippewas finished 8-6 after going 1-11 a year ago, and the seven-win improvement was the biggest among all Football Bowl Subdivision teams.

CMU was on its heels from the get-go against the Aztecs (10-3), who took command early in the second quarter and then moved the ball almost at will all day long.

CMU didn't do itself any favors as quarterback Quinten Dormady threw three first-half interceptions and San Diego State built a 20-3 halftime lead. CMU committed five turnovers on the day. The Aztecs intercepted Dormady on the third play of the game and, four plays later, were in the end zone.

The Aztecs, who finished with 510 total yards, scored two TDs in the first six minutes of the third quarter to up their lead to 34-3 and make the second half largely academic. Kobe Lewis ran 66 yards for a touchdown with 5:13 to play in the third quarter, cutting the Chippewas' deficit to 34-11.

On the run, Lewis surpassed the 1,000-yard rushing mark for the season and he teamed with Jonathan Ward to make CMU history. It marks the first time that the Chippewas have had two 1,000-yard rushers in the same season. Ward, a senior, finished the year with 1,108 yards, while Lewis, a sophomore, had 1,074.

CMU punter Brady Buell averaged 40 yards on eight punts, while placekicker Ryan Tice, a senior, kicked a 33-yard field goal in the first quarter.

Senior Da'Quaun Jamison led the Chippewas with seven tackles, five of which were solo stops. Willie Reid, McNary and Troy Brown posted six stops apiece.

CMU posted 11 tackles-for-loss including one sack, by George Douglas. Safety Alonzo McCoy recorded an interception.

Game Statistics

By Quarters	1	2	3	4	Final
Central Michigan	3	0	8	0	11
San Diego State	7	13	21	7	48

Scoring Qtr Play

SDSU	1	Matthews 22-yard pass from Agnew (Araiza PAT)
CMU	1	Tice 33-yard field goal
SDSU	2	Araiza 48-yard field goal
SDSU	2	Araiza 31-yard field goal
SDSU	2	Matthews 74-yard pass from Agnew (Araiza PAT)
SDSU	3	Byrd 2-yard run (Araiza PAT)
SDSU	3	Sullivan 29-yard pass from Agnew (Araiza PAT)
CMU	3	Lewis 66-yard run (Pimbleton pass from Dormady)
SDSU	3	Jasmin 2-yard run (Araiza PAT)
SDSU	4	Hall 20-yard fumble recovery (Araiza PAT)

Attendance – 18,823

Team Statistics	CMU	SDSU
First Downs	8	24
Rushing Attempts	27	45
Net Rushing	112	223
Net Passing	165	287
Passes Attempted	30	31
Passes Completed	12	18
Interceptions	3	1
Total Plays	57	76
Total Net Yards	277	510
Fumbles/Lost	3/2	0/0
Penalties/Yards	10/86	6/65
Time of Possession	21:41	38:19

Rushing

CMU – Kobe Lewis 5-97 1TD, Jonathan Ward 9-26, Tommy Lazzaro 3-5, Daniel Richardson 1-3, TEAM 1-(-4), Quinten Dormady 8-(-15)
SDSU – Jordan Byrd 17-139 1TD, Chase Jasmin 10-51 1 TD, K. Williams 8-34, Chance Bell 1-11, Zidane Thomas 3-(-2), Ryan Agnew 1-(-4), D. Bellinger 3-(-6)

Passing

CMU – Quinten Dormady 11-26 for 164 yards, Daniel Richardson 1-3 for 1 yard, Tommy Lazzaro 0-1 for 0 yards
SDSU – Ryan Agnew 18-31 for 287 yards 3 TDs

Receiving

CMU – Kalil Pimbleton 3-71, Tyrone Scott 3-41, JaCorey Sullivan 3-32, Bernhard Raimann 1-9, Jonathan Ward 1-7, Mark Patritto 1-5
SDSU – Jesse Matthews 3-111 2 TDs, BJ Busbee 2-39, TJ Sullivan 2-38 1 TD, Elijah Kothe 2-20, Ethan Dedeaux 1-19, Kobe Smith 1-18, Jordan Byrd 2-13, Parker Houston 1-11, D. Bellinger 1-11, K. Williams 1-7, Chase Jasmin 1-2, Chance Bell 1-(-2)

2021 TONY THE TIGER SUN BOWL

Tony the Tiger Sun Bowl Central Michigan 24, Washington St. 21 December 31, 2021 El Paso, Texas

Lew Nichols III ran for 138 yards and a touchdown, Marshall Meeder kicked three field goals, and the Central Michigan defense delivered in the clutch on Friday as the Chippewas held off Washington State, 24-21, to win the Tony the Tiger Sun Bowl.

It was CMU's first bowl victory since the 2012 Little Caesars Pizza Bowl and its first win over a Power 5 opponent since it won at Kansas in 2017.

"We don't have an opportunity to play Power 5 teams very often and to get a win, especially in a bowl game as historic as this one, I'm just really proud of our guys," CMU coach Jim McElwain said.

CMU finished 9-4, its highest win total since the 2009 team posted a 12-2 record.

The victory capped a busy and hectic week for CMU, which was scheduled to play Boise State in the Arizona Bowl. Those plans were scrapped on Monday when the Broncos pulled out of the game because of COVID concerns.

CMU landed in the Sun Bowl when Washington State's opponent, Miami (Fla.), pulled out of the game, also because of COVID. The Chippewas filled the spot, and then delivered before a national television audience in one of the oldest bowl games in college football.

CMU built a 21-0 halftime lead and then dug in in the second half when Washington State (7-6) drew to 21-14. Meeder booted a 43-yard field goal with just over nine minutes remaining to extend CMU's lead to 24-14.

The Cougars scored a touchdown with just over three minutes to play to draw to 24-21, and then, after a CMU punt, started their final drive from their own 14-yard line with 2:41 to play.

CMU linebacker Troy Brown stopped a Cougar receiver inches short on fourth down at the Washington State 23. CMU took over and knelt out the remainder of the clock.

Game Statistics

By Quarters	1	2	3	4	Final
Washington State	0	0	14	7	21
Central Michigan	13	8	0	3	24

Scoring Qtr Play

CMU	1	Meeder 49-yard field goal
CMU	1	Meeder 52-yard field goal
CMU	1	Nichols 1-yard rush (Meeder PAT)
CMU	2	Wilson 15-yard pass from Richardson (Richardson to Pimpleton)
WSU	3	Harris 5-yard rush (Janikowski PAT)
WSU	3	Stribling 5-yard pass from Gabalis (Janikowski PAT)
CMU	4	Meeder 43-yard field goal
WSU	4	Victor 16-yard pass from Gabalis (Janikowski PAT)

Attendance – 34,540

Team Statistics WSU CMU

First Downs	11	16
Rushing Attempts	26	39
Net Rushing	13	147
Net Passing	227	209
Passes Attempted	40	34
Passes Completed	18	18
Interceptions	0	1
Total Plays	66	73
Total Net Yards	240	356
Fumbles/Lost	2/1	1/1
Penalties/Yards	5/32	11/90
Time of Possession	24:43	35:17

Rushing

CMU – Lew Nichols 30-138, Darius Bracy 4-10, Kalil Pimpleton 1-6, Joel Wilson 1-0, Team 3-(-7)
WSU – Nakia Watson 17-62, Travell Harris 1-5, Victor Gabalis 4-(-8), Nick Heberer 1-(-12), Jayden de Laura 3-(-34)

Passing

CMU – Daniel Richardson 18-34-1 for 209
WSU – Victor Gabalis 11-23-0 for 180, Jayden de Laura 7-17-0 for 47

Receiving

CMU – JaCorey Sullivan 7-83, Kalil Pimpleton 4-31, Joel Wilson 3-41, Lew Nichols 2-38, Hunter Buczkowski 1-11, Dallas Dixon 1-5
WSU – Lincoln Victor 4-88, Donovan Ollie 4-72, Calvin Jackson 3-32, Travell Harris 3-13, De'Zhaun Stribling 2-13, Joey Hobert 2-9



2025-26 Central Mich. Football
Individual Statistics
All games

Page 1/4
as of Dec 08, 2025

Rushing

Player	gp	att	gain	loss	net	avg	td	lg	avg/g
Nahree Biggins	12	105	566	26	540	5.1	2	58	45.0
Angel Flores	8	103	542	23	519	5.0	8	37	64.9
Trey Cornist	12	94	430	26	404	4.3	1	29	33.7
Brock Townsend	12	75	404	10	394	5.3	4	46	32.8
Marcus Beamon	4	31	96	8	88	2.8	1	15	22.0
Jakivion Calip	5	8	46	0	46	5.8	0	20	9.2
Langston Lewis	12	8	43	12	31	3.9	0	19	2.6
Kadenn Rose	3	8	22	3	19	2.4	0	10	6.3
Jason Philpot-Dixon	2	4	12	0	12	3.0	0	6	6.0
Mekhi Jenkins	1	1	7	0	7	7.0	0	7	7.0
Jadyn Glasser	2	10	18	11	7	0.7	1	5	3.5
Justin Ruffin, Jr.	11	1	6	0	6	6.0	0	6	0.5
Tyson Davis	12	3	6	3	3	1.0	0	5	0.3
Germanuel Tanelus	1	1	2	0	2	2.0	0	2	2.0
Joe Labas	12	45	108	112	-4	-0.1	0	10	-0.3
Team	12	14	0	40	-40	-2.9	0	0	-3.3
Total	12	511	2308	274	2034	4.0	17	58	169.5
Opponents	12	419	2070	253	1817	4.3	17	44	151.4

Passing

Player	gp	effic	comp-att-int	pct	yds	td	lg	avg/g
Joe Labas	12	160.9	126-183-6	68.9	1676	12	88	139.7
Angel Flores	8	155.5	19-27-0	70.4	195	2	48	24.4
Jadyn Glasser	2	150.6	7-9-0	77.8	78	0	26	39.0
Marcus Beamon	4	206.0	2-4-0	50.0	35	1	33	8.8
Ethan Lane	2	61.3	1-3-0	33.3	10	0	10	5.0
Team	12	0.0	0-3-0	0.0	0	0	0	0.0
Total	12	157.2	155-229-6	67.7	1994	15	88	166.2
Opponents	12	120.6	218-375-12	58.1	2486	15	62	207.2

Receiving

Player	gp	no.	yds	avg	td	lg	avg/g
Langston Lewis	12	35	513	14.7	3	77	42.8
Tommy McIntosh	12	27	401	14.9	3	47	33.4
Tyson Davis	12	20	270	13.5	2	36	22.5
Nahree Biggins	12	19	185	9.7	1	88	15.4
Decorion Temple	12	15	131	8.7	2	19	10.9
Brock Townsend	12	12	142	11.8	3	51	11.8
Henry Dryden	12	7	64	9.1	0	23	5.3
Justin Ruffin, Jr.	11	7	63	9.0	0	21	5.7
Nasir Williams	9	4	76	19.0	1	27	8.4
Collin Payne	12	4	87	21.8	0	63	7.3
Tayte Vanderleest	8	2	19	9.5	0	11	2.4
Nathan VanTimmeren	12	1	7	7.0	0	7	0.6
Kadenn Rose	3	1	10	10.0	0	10	3.3
Camden Kruisenga	4	1	26	26.0	0	26	6.5
Total	12	155	1994	12.9	15	88	166.2
Opponents	12	218	2486	11.4	15	62	207.2

Punt Returns

Player	no.	yds	avg	td	lg
Caleb Spann	7	64	9.1	0	46
Total	7	64	9.1	0	46
Opponents	11	123	11.2	1	59

Interceptions

Player	no.	yds	avg	td	lg
Jordan Kwiatkowski	3	92	30.7	1	48
Brenden Deasfernandes	2	0	0.0	0	0
Dakota Cochran	1	30	30.0	1	30
Elijah Rikard	1	0	0.0	0	0
Caleb Spann	1	0	0.0	0	0
Maddix Blackwell	1	0	0.0	0	0
Elijah Gordon	1	9	9.0	0	9
Kalen Carroll	1	0	0.0	0	0
Jaion Jackson	1	19	19.0	0	19
Total	12	150	12.5	2	48
Opponents	6	45	7.5	0	43

Kick Returns

Player	no.	yds	avg	td	lg
Nahree Biggins	12	250	20.8	0	32
Rusty VanWetzinga	1	-1	-1.0	0	0
Brock Townsend	1	19	19.0	0	19
Justin Ruffin, Jr.	1	21	21.0	0	21
Total	15	289	19.3	0	32
Opponents	33	673	20.4	0	47

Fumbles Recovered

Player	no.	yds	avg	td	lg
Dakota Cochran	2	85	42.5	1	85
Fernando Sanchez III	1	10	10.0	0	10
Lawai'a Brown	1	0	0.0	0	0
Jonathan Decker	1	0	0.0	0	0
Elijah Gordon	1	0	0.0	0	0
Korver Demma	1	0	0.0	0	0
Jaion Jackson	1	0	0.0	0	0
Total	8	95	11.9	1	85
Opponents	6	72	12.0	1	75



2025-26 Central Mich. Football
Individual Statistics
All games

Page 2/4
as of Dec 08, 2025

Scoring

Player	td	fg	PAT						pts
			kick	rush	rcv	pass	dxp	saf	
Cade Graham	-	14-16	34-34	-	-	-	-	-	76
Angel Flores	8	-	-	-	-	-	-	-	48
Brock Townsend	7	-	-	-	-	-	-	-	42
Nahree Biggins	3	-	-	-	-	-	-	-	18
Langston Lewis	3	-	-	-	-	-	-	-	18
Tommy McIntosh	3	-	-	-	-	-	-	-	18
Dakota Cochran	2	-	-	-	-	-	-	-	12
Tyson Davis	2	-	-	-	-	-	-	-	12
Decorion Temple	2	-	-	-	-	-	-	-	12
Jordan Kwiatkowski	1	-	-	-	-	-	-	-	6
Trey Cornist	1	-	-	-	-	-	-	-	6
Jadyn Glasser	1	-	-	-	-	-	-	-	6
Nasir Williams	1	-	-	-	-	-	-	-	6
Marcus Beamon	1	-	-	-	-	-	-	-	6
Total	35	14-16	34-34	0	0	0	0	0	286
Opponents	34	12-19	32-32	0	0	0	0	0	272

Field Goals

Player	fg	pct.	01-19	20-29	30-39	40-49	50-99	lg	blk
Cade Graham	14-16	87.5	0-0	6-6	4-5	4-4	0-1	47	0
Opponents	12-19	63.2	0-0	2-3	3-5	6-9	1-2	50	1

FG Sequence

Team Name	Central Mich.	Opponents
San Jose St.	51,(34),(28),(28)	33,56
Pittsburgh	(41)	(43)
Michigan	(22)	47
Wagner		(33)
Eastern Mich.	36,(22)	(41),(38),40
Akron	(46),(35),(47)	48
Bowling Green	(38),(47)	(43),(49)
Massachusetts	(29)	(29),(50)
Western Mich.		(46)
Buffalo	(32)	(29),(42)
Kent St.		(36),36
Toledo	(28)	29

Numbers in (parentheses) indicate field goal was made

Total Offense

Player	g	plays	rush	pass	total	avg/g
Joe Labas	12	228	-4	1676	1672	139.3
Angel Flores	8	130	519	195	714	89.3
Nahree Biggins	12	105	540	0	540	45.0
Trey Cornist	12	94	404	0	404	33.7
Brock Townsend	12	75	394	0	394	32.8
Marcus Beamon	4	35	88	35	123	30.8
Jadyn Glasser	2	19	7	78	85	42.5
Jakivion Calip	5	8	46	0	46	9.2
Langston Lewis	12	8	31	0	31	2.6
Kadenn Rose	3	8	19	0	19	6.3
Jason Philpot-Dixon	2	4	12	0	12	6.0
Ethan Lane	2	3	0	10	10	5.0
Mekhi Jenkins	1	1	7	0	7	7.0
Justin Ruffin, Jr.	11	1	6	0	6	0.5
Tyson Davis	12	3	3	0	3	0.3
Germanuel Tanelus	1	1	2	0	2	2.0
Team	12	0	-40	0	-40	-3.3
Total	12	740	2034	1994	4028	335.7
Opponents	12	794	1817	2486	4303	358.6

Punting

Player	no.	yds	avg	lg	tb	fc	i20	50+	blk
Declan Duley	50	2044	40.9	71	3	22	16	7	0
Zac Chapeau	3	121	40.3	50	0	0	0	1	0
Total	53	2165	40.8	71	3	22	16	8	0
Opponents	42	1894	45.1	71	3	15	13	11	0

Kickoffs

Player	no.	yds	avg	tb	ob	retn	net	ydln
Cade Graham	59	3529	59.8	14	0			
Zac Chapeau	1	50	50.0	1	0			
Total	60	3579	59.7	15	0	35	38.6	26
Opponents	56	3483	62.2	25	1	15	39.6	25



2025-26 Central Mich. Football
Individual Statistics
All games

Page 3/4
as of Dec 08, 2025

All Purpose

Player	g	rush	rcv	pr	kr	ir	total	avg/g
Nahree Biggins	12	540	185	0	250	0	975	81.3
Brock Townsend	12	394	142	0	19	0	555	46.3
Langston Lewis	12	31	513	0	0	0	544	45.3
Angel Flores	8	519	0	0	0	0	519	64.9
Trey Cornist	12	404	0	0	0	0	404	33.7
Tommy McIntosh	12	0	401	0	0	0	401	33.4
Tyson Davis	12	3	270	0	0	0	273	22.8
Decorion Temple	12	0	131	0	0	0	131	10.9
Jordan Kwiatkowski	12	0	0	0	0	92	92	7.7
Justin Ruffin, Jr.	11	6	63	0	21	0	90	8.2
Marcus Beamon	4	88	0	0	0	0	88	22.0
Collin Payne	12	0	87	0	0	0	87	7.3
Nasir Williams	9	0	76	0	0	0	76	8.4
Caleb Spann	12	0	0	64	0	0	64	5.3
Henry Dryden	12	0	64	0	0	0	64	5.3
Jakivion Calip	5	46	0	0	0	0	46	9.2
Dakota Cochran	12	0	0	0	0	30	30	2.5
Kadenn Rose	3	19	10	0	0	0	29	9.7
Camden Kruisenga	4	0	26	0	0	0	26	6.5
Tayte Vanderleest	8	0	19	0	0	0	19	2.4
Jaion Jackson	12	0	0	0	0	19	19	1.6
Jason Philpot-Dixon	2	12	0	0	0	0	12	6.0
Elijah Gordon	11	0	0	0	0	9	9	0.8
Mekhi Jenkins	1	7	0	0	0	0	7	7.0
Nathan VanTimmeren	12	0	7	0	0	0	7	0.6
Jadyn Glasser	2	7	0	0	0	0	7	3.5
Germanuel Tanelus	1	2	0	0	0	0	2	2.0
Rusty VanWetzinga	12	0	0	0	-1	0	-1	-0.1
Joe Labas	12	-4	0	0	0	0	-4	-0.3
Team	12	-40	0	0	0	0	-40	-3.3
Total	12	2034	1994	64	289	150	4531	377.6
Opponents	12	1817	2486	123	673	45	5144	428.7



2025-26 Central Mich. Football
Overall Team Statistics
All games

Page 1/2
as of Dec 08, 2025

Team Statistics

	CMU	OPP
Scoring	286	272
Points per game	23.8	22.7
Points Off Turnovers	67	34
First Downs	205	236
Rushing	116	100
Passing	72	110
Penalty	17	26
Rushing Yardage	2034	1817
Yards gained rushing	2308	2070
Yards lost rushing	274	253
Rushing attempts	511	419
Average per rush	4.0	4.3
Average per game	169.5	151.4
TDs Rushing	17	17
Passing Yardage	1994	2486
Comp-Att-Int	155-229-6	218-375-12
Average per pass	8.7	6.6
Average per catch	12.9	11.4
Average per game	166.2	207.2
TDs Passing	15	15
Total offense	4028	4303
Total plays	740	794
Average per play	5.4	5.4
Average per game	335.7	358.6
Kick returns: #-Yards	15-289	33-673
Punt returns: #-Yards	7-64	11-123
Int returns: #-Yards	12-150	6-45
Kick return average	19.3	20.4
Punt return average	9.1	11.2
Int return average	12.5	7.5
Fumbles-Lost	11-6	14-8
Penalties-Yards	73-587	77-682
Average per game	48.9	56.8
Punts-Yards	53-2165	42-1894
Average per punt	40.8	45.1
Net punt average	37.9	42.1
Kickoffs-Yards	60-3579	56-3483
Average per kick	59.7	62.2
Net kick average	38.6	39.6
Time of possession / game	31:60	27:54
3rd-down conversion	53/152	69/164
3rd-down pct	35%	42%
4th-down conversion	15/25	8/23



2025-26 Central Mich. Football
Overall Team Statistics
All games

Page 2/2
as of Dec 08, 2025

	CMU	OPP
4th-down pct	60%	35%
Sacks by-Yards	27-167	19-130
Misc Yards	0	0
Touchdowns scored	35	34
Field goals - attempts	14-16	12-19
On-Side kicks	0-1	0-2
Red-zone scores	(33-41) 80%	(30-41) 73%
Red-zone touchdowns	(22-41) 54%	(22-41) 54%
PAT-attempts	(34-34) 100%	(32-32) 100%
2-point conversion-attempts	(0-1) 0%	(0-2) 0%
Attendance	81387	243552
Games / Avg per game	5/16277	7/34793
Neutral site games	-	0/0

Score by Periods

Team	1st	2nd	3rd	4th	OT	TOT
Central Mich.	83	95	58	50	0	286
Opponents	37	88	69	78	0	272



2025-26 Central Mich. Football
Overall Defense Statistics
All games

Page 1/2
as of Dec 08, 2025

Team Defense

			Tackles				Sacks	Pass defense			Fumbles		blkd	
##	Player	gp	ua	a	tot	tfl/yds	no-yds	int-yds	brup	qbh	fr-yds	ff	kick	saf
12	Jordan Kwiatkowski	12	49	60	109	12.5-54	3-31	3-92	5	3	.	3	.	.
1	Dakota Cochran	12	40	37	77	5.5-16	0.5-4	1-30	2	5	2-85	2	1	.
15	Caleb Spann	12	21	27	48	0.5-1	.	1-0	4
97	Michael Heldman	12	23	24	47	16-62	10.5-48	.	4	9	.	2	.	.
6	Kalen Carroll	12	28	19	47	2-6	.	1-0	7	1	.	1	.	.
4	Jaion Jackson	12	24	22	46	4-29	2-25	1-19	7	2	1-0	1	.	.
10	Elijah Gordon	11	17	29	46	1-4	.	1-9	3	1	1-0	.	.	.
2	Elijah Rikard	12	26	15	41	1-1	.	1-0	.	2
17	Maddix Blackwell	12	24	16	40	.	.	1-0
40	Lawai'a Brown	12	15	24	39	1.5-9	1-8	.	.	3	1-0	.	.	.
56	Korver Demma	12	14	12	26	8.5-26	3.5-13	.	1	4	1-0	1	.	.
45	Xavier White	12	14	11	25
3	Brenden Deasfernandes	12	13	10	23	.	.	2-0	4
85	J.J. Douglas	8	10	13	23	2-18	2-18	.	1	2	.	1	.	.
98	Jonathan Decker	12	6	16	22	2-4	1-0	.	.	.
14	Fernando Sanchez III	6	5	14	19	1-4	1-4	.	.	1	1-10	.	.	.
33	Victor Earl	12	5	10	15	0.5-1	0.5-1	.	1
96	Quavion Bird	11	4	10	14
49	Keshawn Hayden	12	8	5	13	1-6	1-6	.	.	4	.	1	.	.
29	Andre Thomas, Jr.	10	3	7	10	0.5-0	0.5-0
93	D.J. Bennett	11	5	4	9	.	.	.	2	1
24	Bryce Rowe	5	4	5	9	0.5-1	.	.	1
7	Ed Conoran	12	4	4	8	.	.	.	1
95	Joey VanWetzinga	10	1	7	8
8	Aakeem Snell	8	5	2	7	1-1	1	.	.
42	Landon Swanson	12	3	3	6	1-7	1-7	.	.	1
94	Dylan Fisher	7	2	3	5	0.5-1
9	Mark-Allen Gay	1	2	3	5	0.5-0
81	Malik Denkins	7	.	4	4	0.5-1	.	.	.	1
23	Kyle Krebs	7	2	1	3	.	.	.	1
26	Cairo Rhodes	10	.	3	3
44	Kade Kostus	4	.	3	3	0.5-2	0.5-2
47	Cade Graham	12	2	1	3
25	Trey Liebhardt	3	2	.	2
27	Tysen Campbell	3	1	1	2
41	Keyton Jones	5	1	1	2	.	.	.	1
21	Jamari Allen	10	2	.	2
58	Apisa Poumele	12	1	.	1
91	Daniel Viramontes	1	.	1	1
9	Justin Ruffin, Jr.	11	.	1	1
73	Dasan Smith	12	.	1	1



2025-26 Central Mich. Football
Overall Defense Statistics
All games

Page 2/2
as of Dec 08, 2025

			Tackles				Sacks	Pass defense			Fumbles		blkd	
##	Player	gp	ua	a	tot	tfl/yds	no-yds	int-yds	brup	qbh	fr-yds	ff	kick	saf
66	Matthew Nehf	9	.	1	1
37	Jeremiah Alston	10	1	.	1
90	Oumar Conde	3	1	.	1
88	Henry Dryden	12	.	1	1
30	Ben Pratt	11	1	.	1
3	Tyson Davis	12	.	1	1
5	Nahree Biggins	12	.	1	1
	Totals	12	389	434	823	64-254	27-167	12-150	45	40	8-95	13	1	0
	Opponents	12	390	480	870	70-245	19-130	6-45	23	37	6-72	7	0	0



**2025-26 Central Mich. Football
Game Results
All games**

Page 1/1
as of Dec 08, 2025

Team Results

	Date	Opponent		Score	Overall	Conf	Time	Attend
	08/29/2025	at San Jose St.	W	16-14	1-0	0-0	3:19	14877
	09/06/2025	at Pittsburgh	L	17-45	1-1	0-0	3:29	48424
	09/13/2025	at Michigan	L	3-63	1-2	0-0	3:01	110740
	09/20/2025	Wagner	W	49-10	2-2	0-0	3:09	18787
*	09/27/2025	Eastern Mich.	W	24-13	3-2	1-0	3:38	28605
*	10/04/2025	at Akron	L	22-28	3-3	1-1	3:24	8995
*	10/18/2025	at Bowling Green	W	27-6	4-3	2-1	3:13	23105
*	10/25/2025	Massachusetts	W	38-13	5-3	3-1	3:07	20489
*	11/01/2025	at Western Mich.	L	21-24	5-4	3-2	3:02	29299
*	11/12/2025	Buffalo	W	38-19	6-4	4-2	3:31	6833
*	11/19/2025	at Kent St.	W	28-16	7-4	5-2	3:13	8112
*	11/29/2025	Toledo	L	3-21	7-5	5-3	3:04	6673



2025-26 Central Mich. Football
Results and Comparison
All games

Page 1/1
as of Dec 08, 2025

	Date	Opponent		Score	Overall	Conf	Time	Attend
	08/29/2025	at San Jose St.	W	16-14	1-0	0-0	3:19	14877
	09/06/2025	at Pittsburgh	L	17-45	1-1	0-0	3:29	48424
	09/13/2025	at Michigan	L	3-63	1-2	0-0	3:01	110740
	09/20/2025	Wagner	W	49-10	2-2	0-0	3:09	18787
*	09/27/2025	Eastern Mich.	W	24-13	3-2	1-0	3:38	28605
*	10/04/2025	at Akron	L	22-28	3-3	1-1	3:24	8995
*	10/18/2025	at Bowling Green	W	27-6	4-3	2-1	3:13	23105
*	10/25/2025	Massachusetts	W	38-13	5-3	3-1	3:07	20489
*	11/01/2025	at Western Mich.	L	21-24	5-4	3-2	3:02	29299
*	11/12/2025	Buffalo	W	38-19	6-4	4-2	3:31	6833
*	11/19/2025	at Kent St.	W	28-16	7-4	5-2	3:13	8112
*	11/29/2025	Toledo	L	3-21	7-5	5-3	3:04	6673

Opponent	Score	Total	First Downs			Rushing Number-Yards	Passing		Total Offense Plays-Yards	Return Yards	Turn- Overs
			Rush	Pass	Pen		Comp-Att.-Int	Yards			
San Jose St.	16-14	20 / 19	13 / 4	6 / 14	1 / 1	51-236 / 24-75	8-13-0 / 24-45-2	115 / 308	64-351 / 69-383	10 / 66	0 / 3
Pittsburgh	17-45	13 / 22	5 / 5	7 / 13	1 / 4	41-40 / 26-124	20-27-0 / 24-32-1	177 / 340	68-217 / 58-464	51 / 107	1 / 1
Michigan	3-63	8 / 35	4 / 21	3 / 13	1 / 1	33-79 / 55-381	11-20-1 / 16-25-1	60 / 235	53-139 / 80-616	23 / 18	2 / 1
Wagner	49-10	24 / 7	13 / 2	10 / 2	1 / 3	48-233 / 35-72	14-18-0 / 12-20-1	273 / 41	66-506 / 55-113	76 / 75	2 / 2
Eastern Mich.	24-13	22 / 19	16 / 7	6 / 9	0 / 3	51-305 / 29-123	15-19-0 / 17-28-1	140 / 175	70-445 / 57-298	29 / 101	0 / 1
Akron	22-28	20 / 20	12 / 6	5 / 13	3 / 1	40-238 / 37-162	14-25-0 / 20-31-1	136 / 255	65-374 / 68-417	54 / 60	0 / 1
Bowling Green	27-6	14 / 14	10 / 6	1 / 6	3 / 2	46-203 / 36-157	3-5-0 / 17-25-2	73 / 153	51-276 / 61-310	66 / 41	0 / 2
Massachusetts	38-13	23 / 20	14 / 7	8 / 8	1 / 5	53-279 / 26-116	12-13-0 / 21-51-1	223 / 176	66-502 / 77-292	20 / 14	1 / 1
Western Mich.	21-24	13 / 23	4 / 13	7 / 7	2 / 3	35-55 / 44-177	9-12-1 / 17-24-0	185 / 150	47-240 / 68-327	16 / 26	2 / 1
Buffalo	38-19	17 / 19	8 / 9	8 / 9	1 / 1	34-111 / 34-136	18-25-2 / 22-42-2	247 / 262	59-358 / 76-398	196 / 206	2 / 5
Kent St.	28-16	16 / 20	10 / 9	5 / 10	1 / 1	43-174 / 36-89	12-22-1 / 14-28-0	123 / 185	65-297 / 64-274	25 / 162	1 / 1
Toledo	3-21	15 / 18	7 / 11	6 / 6	2 / 1	36-81 / 37-205	19-30-1 / 14-24-0	242 / 206	66-323 / 61-411	32 / 37	1 / 1
Totals	286-272	205 / 236	116 / 100	72 / 110	17 / 26	511-2034 / 419-1817	155-229-6 / 218-375-12	1994 / 2486	740-4028 / 794-4303	598 / 913	12 / 20



2025-26 Central Mich. Football
Team Game-by-Game Comparison
All games

Page 1/1
as of Dec 08, 2025

Opponent	Score	First Downs				Rushing Number-Yards	Passing		Total Offense Plays-Yards	Return Yards	Turn- Overs
		Total	Rush	Pass	Pen		Comp-Att.-Int	Yards			
San Jose St.	16-14	20 / 19	13 / 4	6 / 14	1 / 1	51-236 / 24-75	8-13-0 / 24-45-2	115 / 308	64-351 / 69-383	10 / 66	0 / 3
Pittsburgh	17-45	13 / 22	5 / 5	7 / 13	1 / 4	41-40 / 26-124	20-27-0 / 24-32-1	177 / 340	68-217 / 58-464	51 / 107	1 / 1
Michigan	3-63	8 / 35	4 / 21	3 / 13	1 / 1	33-79 / 55-381	11-20-1 / 16-25-1	60 / 235	53-139 / 80-616	23 / 18	2 / 1
Wagner	49-10	24 / 7	13 / 2	10 / 2	1 / 3	48-233 / 35-72	14-18-0 / 12-20-1	273 / 41	66-506 / 55-113	76 / 75	2 / 2
Eastern Mich.	24-13	22 / 19	16 / 7	6 / 9	0 / 3	51-305 / 29-123	15-19-0 / 17-28-1	140 / 175	70-445 / 57-298	29 / 101	0 / 1
Akron	22-28	20 / 20	12 / 6	5 / 13	3 / 1	40-238 / 37-162	14-25-0 / 20-31-1	136 / 255	65-374 / 68-417	54 / 60	0 / 1
Bowling Green	27-6	14 / 14	10 / 6	1 / 6	3 / 2	46-203 / 36-157	3-5-0 / 17-25-2	73 / 153	51-276 / 61-310	66 / 41	0 / 2
Massachusetts	38-13	23 / 20	14 / 7	8 / 8	1 / 5	53-279 / 26-116	12-13-0 / 21-51-1	223 / 176	66-502 / 77-292	20 / 14	1 / 1
Western Mich.	21-24	13 / 23	4 / 13	7 / 7	2 / 3	35-55 / 44-177	9-12-1 / 17-24-0	185 / 150	47-240 / 68-327	16 / 26	2 / 1
Buffalo	38-19	17 / 19	8 / 9	8 / 9	1 / 1	34-111 / 34-136	18-25-2 / 22-42-2	247 / 262	59-358 / 76-398	196 / 206	2 / 5
Kent St.	28-16	16 / 20	10 / 9	5 / 10	1 / 1	43-174 / 36-89	12-22-1 / 14-28-0	123 / 185	65-297 / 64-274	25 / 162	1 / 1
Toledo	3-21	15 / 18	7 / 11	6 / 6	2 / 1	36-81 / 37-205	19-30-1 / 14-24-0	242 / 206	66-323 / 61-411	32 / 37	1 / 1
Totals	286-272	205 / 236	116 / 100	72 / 110	17 / 26	511-2034 / 419-1817	155-229-6 / 218-375-12	1994 / 2486	740-4028 / 794-4303	598 / 913	12 / 20

Opponents	3rd Down Conversion	4th Down Conversion	Time of Possession	TOP Margin	Avg Yds/Rush	Avg Yds/Pass	Avg Yds/Play	Punting Number-Avg	Penalties Number-Yards	Sacks
San Jose St.	2-13 / 8-16	1-2 / 0-0	33:45 / 26:15	07:30	4.6 / 3.1	8.8 / 6.8	5.5 / 5.6	5-39.6 / 5-50.0	7-33.0 / 4-39.0	1 / 0
Pittsburgh	6-17 / 6-9	3-5 / 0-1	36:43 / 23:17	13:26	1.0 / 4.8	6.6 / 10.6	3.2 / 8.0	5-46.2 / 1-47.0	9-75.0 / 6-63.0	1 / 4
Michigan	6-15 / 8-11	0-2 / 1-2	26:53 / 33:07	-06:14	2.4 / 6.9	3.0 / 9.4	2.6 / 7.7	6-38.3 / 0-0.0	1-6.0 / 4-45.0	0 / 3
Wagner	5-11 / 2-14	2-2 / 1-2	31:45 / 27:37	04:08	4.9 / 2.1	15.2 / 2.1	7.7 / 2.1	4-40.5 / 8-47.0	8-73.0 / 3-25.0	3 / 0
Eastern Mich.	4-13 / 7-14	3-3 / 0-0	35:46 / 23:36	12:10	6.0 / 4.2	7.4 / 6.3	6.4 / 5.2	3-38.7 / 3-42.3	4-45.0 / 5-52.0	2 / 0
Akron	4-11 / 9-15	0-0 / 1-1	27:42 / 32:18	-04:36	6.0 / 4.4	5.4 / 8.2	5.8 / 6.1	4-42.3 / 3-39.7	9-65.0 / 8-69.0	1 / 5
Bowling Green	5-12 / 5-15	0-0 / 1-4	31:20 / 28:40	02:40	4.4 / 4.4	14.6 / 6.1	5.4 / 5.1	5-34.8 / 3-43.0	10-74.0 / 15-125.0	2 / 0
Massachusetts	4-10 / 4-15	1-2 / 1-4	37:53 / 22:07	15:46	5.3 / 4.5	17.2 / 3.5	7.6 / 3.8	3-44.7 / 5-47.2	5-50.0 / 7-45.0	3 / 1
Western Mich.	5-11 / 5-13	1-1 / 2-3	26:18 / 33:42	-07:24	1.6 / 4.0	15.4 / 6.3	5.1 / 4.8	3-33.7 / 3-38.3	6-60.0 / 7-59.0	3 / 1
Buffalo	2-10 / 7-17	0-0 / 0-1	31:06 / 28:54	02:12	3.3 / 4.0	9.9 / 6.2	6.1 / 5.2	6-40.0 / 4-51.3	3-30.0 / 6-50.0	5 / 1
Kent St.	5-14 / 4-13	4-4 / 1-3	33:21 / 26:39	06:42	4.0 / 2.5	5.6 / 6.6	4.6 / 4.3	5-41.0 / 3-43.0	5-29.0 / 4-40.0	4 / 0
Toledo	5-15 / 4-12	0-4 / 0-2	31:26 / 28:34	02:52	2.3 / 5.5	8.1 / 8.6	4.9 / 6.7	4-51.3 / 4-40.3	6-47.0 / 8-70.0	2 / 4
Totals	53-152 / 69-164	15-25 / 8-23	383:58 / 334:46	49:12	4.0 / 4.3	8.7 / 6.6	5.4 / 5.4	53-40.8 / 42-45.1	73-587.0 / 77-682.0	27 / 19

Note: Game totals are displayed in the format TEAM/OPPONENT for each category



**2025-26 Central Mich. Football
Team Game-by-Game
All games**

Page 1/1
as of Dec 08, 2025

		Rushing				Receiving				Passing				Kick Returns				Punt Returns				tot		
Date	Opponent	no.	yds	td	lg	no.	yds	td	lg	cmp	att	int	yds	td	lg	no.	yds	td	lg	no.	yds	td	lg	off
08/29/2025	at San Jose St.	51	236	1	29	8	115	0	47	8-13-0	115	0	47	0	0	0	0	0	0	0	0	0	0	351
09/06/2025	at Pittsburgh	41	40	1	14	20	177	1	26	20-27-0	177	1	26	2	31	0	19	1	2	0	2	2	2	217
09/13/2025	at Michigan	33	79	0	20	11	60	0	18	11-20-1	60	0	18	1	23	0	23	0	0	0	0	0	0	139
09/20/2025	Wagner	48	233	2	29	14	273	4	88	14-18-0	273	4	88	0	0	0	0	1	46	0	46	46	46	506
09/27/2025	Eastern Mich.	51	305	1	49	15	140	2	47	15-19-0	140	2	47	1	18	0	18	2	11	0	11	11	11	445
10/04/2025	at Akron	40	238	2	46	14	136	0	28	14-25-0	136	0	28	4	50	0	31	1	4	0	4	4	4	374
10/18/2025	at Bowling Green	46	203	3	37	3	73	0	63	3-5-0	73	0	63	1	21	0	21	0	0	0	0	0	0	276
10/25/2025	Massachusetts	53	279	3	58	12	223	2	51	12-13-0	223	2	51	1	19	0	19	1	1	0	1	1	1	502
11/01/2025	at Western Mich.	35	55	1	6	9	185	2	77	9-12-1	185	2	77	1	16	0	16	0	0	0	0	0	0	240
11/12/2025	Buffalo	34	111	1	13	18	247	2	75	18-25-2	247	2	75	2	54	0	28	1	0	0	0	0	0	358
11/19/2025	at Kent St.	43	174	2	21	12	123	2	23	12-22-1	123	2	23	1	25	0	25	0	0	0	0	0	0	297
11/29/2025	Toledo	36	81	0	19	19	242	0	37	19-30-1	242	0	37	1	32	0	32	0	0	0	0	0	0	323
Central Mich.		511	2034	17	58	155	1994	15	88	155-229-6	1994	15	88	15	289	0	32	7	64	0	46	46	46	4028
Opponents		419	1817	17	44	218	2486	15	62	218-375-12	2486	15	62	33	673	0	47	11	123	1	59	59	59	4303

Central Mich. Averages

Games	Avg/ rush	Avg/ catch	Pass effic	KR avg	PR avg	All purpose avg/game	Total offense avg/game
12	4.0	12.9	157.2	19.3	9.1	377.6	335.7

Date	Opponent	Tackles				Sacks		Fumble		Pass Defense			blkd	PAT attempts			off		
		ua	a	total	tfl-yds	no	yds	ff	fr-yds	int-yds	qbh	brup	kick	kick	rush	rcv	saf	t/o	pts
08/29/2025	at San Jose St.	33	20	53	3.0-12	1	7	1	1-10	2-0	4	5	0	1-1	0	0	0	10	16
09/06/2025	at Pittsburgh	34	24	58	2.0-5	1	4	0	0-0	1-18	3	3	0	2-2	0	0	0	7	17
09/13/2025	at Michigan	41	32	73	1.0-3	0	0	0	0-0	1-0	0	2	0	0-0	0	0	0	3	3
09/20/2025	Wagner	23	44	67	6.0-20	3	13	1	1-0	1-30	2	5	0	7-7	0	0	0	7	49
09/27/2025	Eastern Mich.	30	40	70	3.0-7	2	6	1	0-0	1-0	1	3	0	3-3	0	0	0	3	24
10/04/2025	at Akron	24	54	78	4.0-14	1	10	0	0-0	1-0	2	4	0	1-1	0	0	0	6	22
10/18/2025	at Bowling Green	37	34	71	8.0-30	2	12	1	0-0	2-45	1	1	0	3-3	0	0	0	7	27
10/25/2025	Massachusetts	28	34	62	7.0-28	3	16	0	0-0	1-0	13	9	0	5-5	0	0	0	7	38
11/01/2025	at Western Mich.	38	34	72	6.0-34	3	29	2	1-0	0-0	0	0	0	3-3	0	0	0	0	21
11/12/2025	Buffalo	37	44	81	7.0-26	5	23	3	3-85	2-57	5	7	0	5-5	0	0	0	17	38
11/19/2025	at Kent St.	34	36	70	11.0-55	4	31	2	1-0	0-0	7	2	0	4-4	0	0	0	0	28
11/29/2025	Toledo	30	38	68	6.0-20	2	16	2	1-0	0-0	2	4	1	0-0	0	0	0	0	3
Central Mich.		389	434	823	64.0-254	27	167	13	8-95	12-150	40	45	1	34-34	0	0	0	67	286
Opponents		390	480	870	70.0-245	19	130	7	6-72	6-45	37	23	0	32-32	0	0	0	34	272

Date	Opponent	Punting										Field Goals			Kickoffs			
		no.	yds	avg	long	blkd	tb	fc	50+	i20	md-att	long	blkd	no.	yds	avg	tb	ob
08/29/2025	at San Jose St.	5	198	39.6	43	0	0	3	0	1	3-4	34	0	5	281	56.2	1	0
09/06/2025	at Pittsburgh	5	231	46.2	71	0	0	0	3	2	1-1	41	0	4	195	48.8	0	0
09/13/2025	at Michigan	6	230	38.3	43	0	0	1	0	0	1-1	22	0	2	124	62.0	0	0
09/20/2025	Wagner	4	162	40.5	48	0	0	3	0	1	0-0	0	0	8	513	64.1	5	0
09/27/2025	Eastern Mich.	3	116	38.7	50	0	0	1	1	1	1-2	22	0	5	315	63.0	0	0
10/04/2025	at Akron	4	169	42.3	51	0	0	2	1	1	3-3	47	0	5	323	64.6	2	0
10/18/2025	at Bowling Green	5	174	34.8	59	0	1	2	1	3	2-2	47	0	6	345	57.5	3	0
10/25/2025	Massachusetts	3	134	44.7	47	0	1	1	0	1	1-1	29	0	7	432	61.7	1	0
11/01/2025	at Western Mich.	3	101	33.7	39	0	0	2	0	0	0-0	0	0	4	247	61.8	1	0
11/12/2025	Buffalo	6	240	40.0	44	0	0	4	0	2	1-1	32	0	7	409	58.4	1	0
11/19/2025	at Kent St.	5	205	41.0	44	0	0	1	0	3	0-0	0	0	5	273	54.6	0	0
11/29/2025	Toledo	4	205	51.3	61	0	1	2	2	1	1-1	28	0	2	122	61.0	1	0
Central Mich.		53	2165	40.8	71	0	3	22	8	16	14-16	47	0	60	3579	59.7	15	0
Opponents		42	1894	45.1	71	0	3	15	11	13	12-19	50	1	56	3483	62.2	25	1



2025-26 Central Mich. Football
Opponents Game-by-Game
All games

Page 1/1
as of Dec 08, 2025

Date	Opponent	Rushing				Receiving				Passing				Kick Returns				Punt Returns				tot		
		no.	yds	td	lg	no.	yds	td	lg	cmp	att	int	yds	td	lg	no.	yds	td	lg	no.	yds	td	lg	off
08/29/2025	at San Jose St.	24	75	0	10	24	308	2	46	24	45	2	308	2	46	4	66	0	21	0	0	0	0	383
09/06/2025	at Pittsburgh	26	124	2	31	24	340	4	48	24	32	1	340	4	48	3	84	0	47	2	26	0	20	464
09/13/2025	at Michigan	55	381	8	28	16	235	1	32	16	25	1	235	1	32	1	16	0	16	3	2	0	2	616
09/20/2025	Wagner	35	72	0	7	12	41	0	13	12	20	1	41	0	13	0	0	0	0	0	0	0	0	113
09/27/2025	Eastern Mich.	29	123	1	14	17	175	0	22	17	28	1	175	0	22	4	90	0	31	1	11	0	11	298
10/04/2025	at Akron	37	162	0	36	20	255	4	62	20	31	1	255	4	62	3	60	0	25	0	0	0	0	417
10/18/2025	at Bowling Green	36	157	0	24	17	153	0	28	17	25	2	153	0	28	3	41	0	18	0	0	0	0	310
10/25/2025	Massachusetts	26	116	1	43	21	176	0	22	21	51	1	176	0	22	1	12	0	12	1	2	0	2	292
11/01/2025	at Western Mich.	44	177	2	26	17	150	1	30	17	24	0	150	1	30	2	26	0	26	0	0	0	0	327
11/12/2025	Buffalo	34	136	0	44	22	262	2	55	22	42	2	262	2	55	6	143	0	40	2	18	0	15	398
11/19/2025	at Kent St.	36	89	1	21	14	185	0	23	14	28	0	185	0	23	5	98	0	34	2	64	1	59	274
11/29/2025	Toledo	37	205	2	42	14	206	1	57	14	24	0	206	1	57	1	37	0	37	0	0	0	0	411
Opponents		419	1817	17	44	218	2486	15	62	218	375	12	2486	15	62	33	673	0	47	11	123	1	59	4303
Central Mich.		511	2034	17	58	155	1994	15	88	155	229	6	1994	15	88	15	289	0	32	7	64	0	46	4028

Opponents Averages

Games	Avg/ rush	Avg/ catch	Pass effic	KR avg	PR avg	All purpose avg/game	Total offense avg/game
12	4.3	11.4	120.6	20.4	11.2	428.7	358.6

Date	Opponent	ua	Tackles		Sacks no-yds	Fumble		Pass Defense			blkd kick	PAT attempts			off			
			a	total		tfl-yds	ff	fr-yds	int-yds	qbh		brup	kick	rush	rcv	saf	t/o	pts
08/29/2025	at San Jose St.	37	38	75	3.0-9	0-0	0	0-0	0-0	1	3	0	2-2	0	0	0	0	14
09/06/2025	at Pittsburgh	39	44	83	11.0-33	4-21	1	1--3	0-0	10	2	0	6-6	0	0	0	7	45
09/13/2025	at Michigan	38	10	48	6.0-29	3-24	1	1-0	1-0	2	4	0	9-9	0	0	0	14	63
09/20/2025	Wagner	34	40	74	4.0-13	0-0	2	2-75	0-0	1	1	0	1-1	0	0	0	7	10
09/27/2025	Eastern Mich.	31	60	91	5.0-6	0-0	0	0-0	0-0	1	1	0	1-1	0	0	0	0	13
10/04/2025	at Akron	29	48	77	8.0-32	5-27	0	0-0	0-0	7	3	0	4-4	0	0	0	0	28
10/18/2025	at Bowling Green	28	42	70	6.0-16	0-0	0	0-0	0-0	0	0	0	0-0	0	0	0	0	6
10/25/2025	Massachusetts	43	40	83	7.0-16	1-7	1	1-0	0-0	2	0	0	1-1	0	0	0	0	13
11/01/2025	at Western Mich.	22	36	58	3.0-14	1-12	1	1-0	1-0	0	2	0	3-3	0	0	0	0	24
11/12/2025	Buffalo	29	36	65	4.0-16	1-5	0	0-0	2-45	3	0	0	1-1	0	0	0	3	19
11/19/2025	at Kent St.	25	48	73	4.0-6	0-0	0	0-0	1-0	3	1	0	1-1	0	0	0	3	16
11/29/2025	Toledo	35	38	73	9.0-55	4-34	1	0-0	1-0	7	6	0	3-3	0	0	0	0	21
Opponents		390	480	870	70.0-245	19-130	7	6-72	6-45	37	23	0	32-32	0	0	0	34	272
Central Mich.		389	434	823	64.0-254	27-167	13	8-95	12-150	40	45	1	34-34	0	0	0	67	286

Date	Opponent	Punting										Field Goals			Kickoffs				
		no.	yds	avg	long	blkd	tb	fc	50+	i20	md-att	long	blkd	no.	yds	avg	tb	ob	
08/29/2025	at San Jose St.	5	250	50.0	68	0	1	1	2	1	0-2	0	0	3	195	65.0	1	0	
09/06/2025	at Pittsburgh	1	47	47.0	47	0	0	0	0	0	1-1	43	0	8	508	63.5	6	0	
09/13/2025	at Michigan	0	0	0.0	0	0	0	0	0	0	0-1	0	0	10	645	64.5	6	0	
09/20/2025	Wagner	8	376	47.0	71	0	1	2	3	2	1-1	33	0	3	176	58.7	2	0	
09/27/2025	Eastern Mich.	3	127	42.3	43	0	0	0	0	0	2-3	41	0	4	260	65.0	3	0	
10/04/2025	at Akron	3	119	39.7	47	0	0	2	0	2	0-1	0	0	5	283	56.6	0	0	
10/18/2025	at Bowling Green	3	129	43.0	50	0	0	2	1	0	2-2	49	0	3	186	62.0	1	0	
10/25/2025	Massachusetts	5	236	47.2	57	0	0	1	2	1	2-2	50	0	3	192	64.0	1	0	
11/01/2025	at Western Mich.	3	115	38.3	46	0	0	3	0	1	1-1	46	0	5	324	64.8	1	1	
11/12/2025	Buffalo	4	205	51.3	55	0	0	1	3	4	2-2	42	0	5	324	64.8	3	0	
11/19/2025	at Kent St.	3	129	43.0	45	0	1	2	0	0	1-2	36	0	3	169	56.3	0	0	
11/29/2025	Toledo	4	161	40.3	47	0	0	1	0	2	0-1	0	1	4	221	55.3	1	0	
Opponents		42	1894	45.1	71	0	3	15	11	13	12-19	50	1	56	3483	62.2	25	1	
Central Mich.		53	2165	40.8	71	0	3	22	8	16	14-16	47	0	60	3579	59.7	15	0	



2025-26 Central Mich. Football
Red-Zone Results
All games

Page 1/1
as of Dec 08, 2025

Central Mich. Inside Opponent Red-Zone

Date	Opponent	Score	Times	Times	Total	Rush			Pass	FGs	Failed to score inside RZ					
			In RZ	Scored	Pts	TDs	TDs	TDs	TDs	Made	FGA	Down	Int	Fumb	Half	Game
08/29/2025	at San Jose St.	W 16-14	4	3	9	0	0	0	0	3	3	1	0	0	0	0
09/06/2025	at Pittsburgh	L 17-45	4	3	17	2	1	1	1	1	1	1	0	0	0	0
09/13/2025	at Michigan	L 3-63	1	1	3	0	0	0	0	1	1	0	0	0	0	0
09/20/2025	Wagner	W 49-10	4	3	21	3	2	1	0	0	0	0	0	1	0	0
09/27/2025	Eastern Mich.	W 24-13	5	3	17	2	0	2	1	2	2	0	0	0	0	0
10/04/2025	at Akron	L 22-28	3	2	9	1	1	0	1	1	1	0	0	0	1	0
10/18/2025	at Bowling Green	W 27-6	4	4	24	3	3	0	1	1	1	0	0	0	0	0
10/25/2025	Massachusetts	W 38-13	5	5	31	4	3	1	1	1	1	0	0	0	0	0
11/01/2025	at Western Mich.	L 21-24	1	1	7	1	1	0	0	0	0	0	0	0	0	0
11/12/2025	Buffalo	W 38-19	3	3	18	2	1	1	1	1	1	0	0	0	0	0
11/19/2025	at Kent St.	W 28-16	4	4	28	4	2	2	0	0	0	0	0	0	0	0
11/29/2025	Toledo	L 3-21	3	1	3	0	0	0	0	1	1	1	0	0	0	1
Totals 33 of 41 (80.5%)			41	33	187	22	14	8	11	12	3	0	1	1	1	1

Opponents Inside Central Mich. Red-Zone

Date	Opponent	Score	Times	Times	Total	Rush			Pass	FGs	Failed to score inside RZ					
			In RZ	Scored	Pts	TDs	TDs	TDs	TDs	Made	FGA	Down	Int	Fumb	Half	Game
08/29/2025	San Jose St.	W 16-14	3	1	7	1	0	1	0	0	1	0	1	0	0	0
09/06/2025	Pittsburgh	L 17-45	5	5	35	5	2	3	0	0	0	0	0	0	0	0
09/13/2025	Michigan	L 3-63	7	7	49	7	7	0	0	0	0	0	0	0	0	0
09/20/2025	Wagner	W 49-10	1	1	4	0	0	0	1	1	1	0	0	0	0	0
09/27/2025	Eastern Mich.	W 24-13	3	3	13	1	1	0	2	2	2	0	0	0	0	0
10/04/2025	Akron	L 22-28	4	3	21	3	0	3	0	1	1	0	0	0	0	0
10/18/2025	Bowling Green	W 27-6	1	1	3	0	0	0	1	1	1	0	0	0	0	0
10/25/2025	Massachusetts	W 38-13	3	1	3	0	0	0	1	1	1	2	0	0	0	0
11/01/2025	Western Mich.	L 21-24	5	3	21	3	2	1	0	0	0	0	0	1	0	1
11/12/2025	Buffalo	W 38-19	3	2	6	0	0	0	2	2	2	0	0	1	0	0
11/19/2025	Kent St.	W 28-16	3	2	10	1	1	0	1	2	2	0	0	0	0	0
11/29/2025	Toledo	L 3-21	3	1	7	1	1	0	0	1	1	0	0	1	0	0
Totals 30 of 41 (73.2%)			41	30	179	22	14	8	8	12	2	1	3	0	1	1



2025-26 Central Mich. Football
Passing Game-by-Game
All games

Page 1/1
as of Dec 08, 2025

#2 Joe Labas	Comp	Att	Int	Pct	Yards	TD	Long	Sacked	Effic.
San Jose St.	5	10	0	50.0	56	0	14	0-0	97.0
Pittsburgh	11	14	0	78.6	89	1	21	0-0	155.5
Michigan	4	8	1	50.0	36	0	18	3-24	62.8
Wagner	12	14	0	85.7	241	3	88	0-0	301.0
Eastern Mich.	14	16	0	87.5	138	1	47	0-0	180.6
Akron	12	21	0	57.1	134	0	28	4-27	110.7
Bowling Green	2	4	0	50.0	72	0	63	0-0	201.2
Massachusetts	10	11	0	90.9	148	2	51	1-7	263.9
Western Mich.	8	11	1	72.7	152	1	77	1-12	200.6
Buffalo	18	24	2	75.0	247	2	75	1-5	172.3
Kent St.	11	20	1	55.0	121	2	23	0-0	128.8
Toledo	19	30	1	63.3	242	0	37	4-34	124.4
Totals	126	183	6	68.9	1676	12	88	14-109	160.9

#7 Angel Flores	Comp	Att	Int	Pct	Yards	TD	Long	Sacked	Effic.
San Jose St.	3	3	0	100.0	59	0	47	0-0	265.2
Pittsburgh	2	3	0	66.7	10	0	8	2-10	94.7
Michigan	7	12	0	58.3	24	0	8	0-0	75.1
Wagner	1	1	0	100.0	22	1	22	0-0	614.8
Eastern Mich.	1	2	0	50.0	2	1	2	0-0	223.4
Akron	2	3	0	66.7	2	0	3	1-0	72.3
Bowling Green	1	1	0	100.0	1	0	1	0-0	108.4
Massachusetts	2	2	0	100.0	75	0	48	0-0	415.0
Totals	19	27	0	70.4	195	2	48	3-10	155.5

#10 Marcus Beamon	Comp	Att	Int	Pct	Yards	TD	Long	Sacked	Effic.
Western Mich.	1	1	0	100.0	33	1	33	0-0	707.2
Buffalo	0	1	0	0.0	0	0	0	0-0	0.0
Kent St.	1	2	0	50.0	2	0	2	0-0	58.4
Totals	2	4	0	50.0	35	1	33	0-0	206.0

#12 Ethan Lane	Comp	Att	Int	Pct	Yards	TD	Long	Sacked	Effic.
Wagner	1	3	0	33.3	10	0	10	0-0	61.3
Totals	1	3	0	33.3	10	0	10	0-0	61.3

#15 Jadyn Glasser	Comp	Att	Int	Pct	Yards	TD	Long	Sacked	Effic.
Pittsburgh	7	9	0	77.8	78	0	26	2-11	150.6
Totals	7	9	0	77.8	78	0	26	2-11	150.6



2025-26 Central Mich. Football
Rushing/Receiving Game-by-Game
All games

Page 1/1
as of Dec 08, 2025

Rushing

Player	No-Yds/TD	SJSU	UP	Mich	WC	EMU	UA	BGSU	UMass	WMU	UB	KentSt	UT
Nahree Biggins	105-540/2	18-102/0	9-10/0	1-2/0	5-15/0	14-113/1	7-36/0	10-43/0	10-94/0	7-11/1	4-10/0	12-61/0	8-43/0
Angel Flores	103-519/8	12-30/0	9-18/0	9-76/0	9-31/2	22-134/0	16-95/2	18-72/3	8-63/1	DNP	DNP	DNP	DNP
Trey Cornist	94-404/1	13-99/1	10-14/0	9-16/0	11-52/0	3-7/0	3-23/0	4-17/0	15-70/0	1-1/0	10-62/0	12-35/0	3-8/0
Brock Townsend	75-394/4	-	1--1/0	5-9/0	4-20/0	8-51/0	8-108/0	6-41/0	12-34/2	9-26/0	2-11/0	6-27/2	14-68/0
Joe Labas	45--4/0	2-7/0	4-11/0	4--21/0	1-7/0	1-6/0	4--27/0	5-30/0	5-5/0	7-0/0	2--3/0	3-11/0	7--30/0
Marcus Beamon	31-88/1	DNP	DNP	DNP	DNP	DNP	DNP	DNP	DNP	9-19/0	11-29/1	9-42/0	2--2/0
Jadyn Glasser	10-7/1	4-7/0	6-0/1	DNP	DNP	DNP	DNP	DNP	DNP	DNP	DNP	DNP	DNP
Jakivion Calip	8-46/0	DNP	DNP	DNP	5-33/0	-	DNP	-	3-13/0	DNP	DNP	-	DNP
Langston Lewis	8-31/0	1-2/0	-	-	2-35/0	-	2-3/0	1--3/0	-	-	-	-	2--6/0
Kadenn Rose	8-19/0	DNP	1--1/0	3-0/0	4-20/0	DNP	DNP	DNP	DNP	DNP	DNP	DNP	DNP
Jason Philpot-Dixon	4-12/0	DNP	DNP	DNP	4-12/0	-	DNP	DNP	DNP	DNP	DNP	DNP	DNP
Tyson Davis	3-3/0	-	-	-	-	-	-	1--3/0	-	-	2-6/0	-	-
Mekhi Jenkins	1-7/0	DNP	DNP	DNP	1-7/0	DNP	DNP	DNP	DNP	DNP	DNP	DNP	DNP
Justin Ruffin, Jr.	1-6/0	-	-	-	-	-	-	1-6/0	-	DNP	-	-	-
Germanuel Tanelus	1-2/0	DNP	DNP	DNP	1-2/0	DNP	DNP	DNP	DNP	DNP	DNP	DNP	DNP

Receiving

Player	No-Yds/TD	SJSU	UP	Mich	WC	EMU	UA	BGSU	UMass	WMU	UB	KentSt	UT
Langston Lewis	35-513/3	1-14/0	1-21/0	1-4/0	4-39/0	7-45/1	1-4/0	-	2-57/0	4-111/1	6-118/1	2-29/0	6-71/0
Tommy McIntosh	27-401/3	2-61/0	2-17/0	1-7/0	2-39/1	2-59/0	2-5/0	1-9/0	1-17/0	1-11/0	5-85/1	2-8/1	6-83/0
Tyson Davis	20-270/2	1-6/0	2-25/0	3-5/0	2-41/1	1-8/0	3-51/0	-	-	2-45/1	2-15/0	2-21/0	2-53/0
Nahree Biggins	19-185/1	1-9/0	2-2/0	2-6/0	3-106/1	3-23/0	3-6/0	-	1-6/0	-	2-17/0	1-2/0	1-8/0
Decorion Temple	15-131/2	2-22/0	3-14/1	-	1-16/0	-	-	-	2-10/0	1-13/0	-	3-34/1	3-22/0
Brock Townsend	12-142/3	-	2-20/0	1-8/0	1-22/1	2-5/1	-	1-1/0	2-78/1	-	2-3/0	-	1-5/0
Henry Dryden	7-64/0	-	1-5/0	-	-	-	-	-	2-16/0	1-5/0	1-9/0	2-29/0	-
Justin Ruffin, Jr.	7-63/0	-	4-19/0	2-23/0	-	-	1-21/0	-	-	DNP	-	-	-
Collin Payne	4-87/0	1-3/0	1-18/0	-	-	-	1-3/0	1-63/0	-	-	-	-	-
Nasir Williams	4-76/1	DNP	1-10/0	-	-	-	1-27/0	-	2-39/1	DNP	DNP	-	-
Tayte Vanderleest	2-19/0	-	-	-	-	DNP	2-19/0	-	-	DNP	DNP	DNP	-
Camden Kruisenga	1-26/0	DNP	1-26/0	-	-	DNP	DNP	DNP	-	DNP	DNP	DNP	DNP
Kadenn Rose	1-10/0	DNP	-	-	1-10/0	DNP	DNP	DNP	DNP	DNP	DNP	DNP	DNP
Nathan VanTimmeren	1-7/0	-	-	1-7/0	-	-	-	-	-	-	-	-	-



2025-26 Central Mich. Football
Tackles Breakdown
All games

Page 1/2
as of Dec 08, 2025

All Tackles

Player	Total	Rush	Pass	Sack	KO	Punt	Int	Fumb	FF	Other
Jordan Kwiatkowski	109	0	0	12.5	0	0	0	0	0	96.5
Dakota Cochran	77	0	0	5.5	0	0	0	0	0	71.5
Caleb Spann	48	0	0	0.5	0	0	0	0	0	47.5
Michael Heldman	47	0	0	16	0	0	0	0	0	31
Kalen Carroll	47	0	0	2	0	0	0	0	0	45
Elijah Gordon	46	0	0	1	0	0	0	0	0	45
Jaion Jackson	46	0	0	4	0	0	0	0	0	42
Elijah Rikard	41	0	0	1	0	0	0	0	0	40
Maddix Blackwell	40	0	0	0	0	0	0	0	0	40
Lawai'a Brown	39	0	0	1.5	0	0	0	0	0	37.5
Korver Demma	26	0	0	8.5	0	0	0	0	0	17.5
Xavier White	25	0	0	0	0	0	0	0	0	25
Brenden Deasfernandes	23	0	0	0	0	0	0	0	0	23
J.J. Douglas	23	0	0	2	0	0	0	0	0	21
Jonathan Decker	22	0	0	2	0	0	0	0	0	20
Fernando Sanchez III	19	0	0	1	0	0	0	0	0	18
Victor Earl	15	0	0	0.5	0	0	0	0	0	14.5
Quavion Bird	14	0	0	0	0	0	0	0	0	14
Keshawn Hayden	13	0	0	1	0	0	0	0	0	12
Andre Thomas, Jr.	10	0	0	0.5	0	0	0	0	0	9.5
Bryce Rowe	9	0	0	0.5	0	0	0	0	0	8.5
D.J. Bennett	9	0	0	0	0	0	0	0	0	9
Ed Conoran	8	0	0	0	0	0	0	0	0	8
Joey VanWetzinga	8	0	0	0	0	0	0	0	0	8
Aakeem Snell	7	0	0	1	0	0	0	0	0	6
Landon Swanson	6	0	0	1	0	0	0	0	0	5
Dylan Fisher	5	0	0	0.5	0	0	0	0	0	4.5
Mark-Allen Gay	5	0	0	0.5	0	0	0	0	0	4.5
Malik Denkins	4	0	0	0.5	0	0	0	0	0	3.5
Kade Kostus	3	0	0	0.5	0	0	0	0	0	2.5
Kyle Krebs	3	0	0	0	0	0	0	0	0	3
Cade Graham	3	0	0	0	0	0	0	0	0	3
Cairo Rhodes	3	0	0	0	0	0	0	0	0	3
Jamari Allen	2	0	0	0	0	0	0	0	0	2
Trey Liebhardt	2	0	0	0	0	0	0	0	0	2
Keyton Jones	2	0	0	0	0	0	0	0	0	2
Tysen Campbell	2	0	0	0	0	0	0	0	0	2
Nahree Biggins	1	0	0	0	0	0	0	0	0	1
Tyson Davis	1	0	0	0	0	0	0	0	0	1
Ben Pratt	1	0	0	0	0	0	0	0	0	1
Henry Dryden	1	0	0	0	0	0	0	0	0	1
Oumar Conde	1	0	0	0	0	0	0	0	0	1
Jeremiah Alston	1	0	0	0	0	0	0	0	0	1
Matthew Nehf	1	0	0	0	0	0	0	0	0	1
Dasan Smith	1	0	0	0	0	0	0	0	0	1
Daniel Viramontes	1	0	0	0	0	0	0	0	0	1
Justin Ruffin, Jr.	1	0	0	0	0	0	0	0	0	1
Apisa Pomele	1	0	0	0	0	0	0	0	0	1
Total	823	0	0	64	0	0	0	0	0	759



**2025-26 Central Mich. Football
Tackles For Loss Game-by-Game
All games**

Page 1/1
as of Dec 08, 2025

Player	UA-A	Total	SJSU	UP	Mich	WC	EMU	UA	BGSU	UMass	WMU	UB	KentSt	UT
Michael Heldman	14-4	16.0	1.0-7	-	1.0-3	2.0-7	1.5-4	1.0-0	2.0-14	-	-	2.0-11	2.5-10	3.0-6
Jordan Kwiatkowski	9-7	12.5	-	0.5-1	-	-	-	0.5-1	2.5-5	1.0-6	0.5-3	1.0-1	4.5-24	2.0-13
Korver Demma	7-3	8.5	1.0-4	0.5-0	-	1.0-6	-	1.0-2	-	1.0-2	0.5-3	2.5-5	1.0-4	-
Dakota Cochran	4-3	5.5	-	-	-	-	-	0.5-1	-	-	2.5-8	-	1.5-6	1.0-1
Jaion Jackson	3-2	4.0	-	-	-	-	-	1.0-10	1.0-2	0.5-1	1.0-15	0.5-1	-	-
Jonathan Decker	2-0	2.0	-	-	-	-	-	-	1.0-2	1.0-2	-	-	-	-
Kalen Carroll	1-2	2.0	-	-	-	0.5-1	0.5-0	-	-	1.0-5	-	-	-	-
J.J. Douglas	1-2	2.0	DNP	DNP	DNP	-	DNP	-	-	0.5-4	-	0.5-4	1.0-10	-
Lawai'a Brown	0-3	1.5	-	-	-	-	-	-	-	-	0.5-4	0.5-4	0.5-1	-
Elijah Rikard	1-0	1.0	-	-	-	-	-	-	-	-	1.0-1	-	-	-
Aakeem Snell	1-0	1.0	1.0-1	-	-	DNP	DNP	DNP	-	-	DNP	-	-	-
Elijah Gordon	1-0	1.0	-	-	-	1.0-4	-	-	-	-	DNP	-	-	-
Fernando Sanchez III	1-0	1.0	-	1.0-4	-	-	-	-	DNP	DNP	DNP	DNP	DNP	DNP
Landon Swanson	1-0	1.0	-	-	-	-	-	-	-	1.0-7	-	-	-	-
Keshawn Hayden	1-0	1.0	-	-	-	-	-	-	1.0-6	-	-	-	-	-
Mark-Allen Gay	0-1	0.5	DNP	DNP	DNP	0.5-0	DNP	DNP	DNP	DNP	DNP	DNP	DNP	DNP
Caleb Spann	0-1	0.5	-	-	-	-	0.5-1	-	-	-	-	-	-	-
Bryce Rowe	0-1	0.5	-	-	-	0.5-1	-	DNP	DNP	DNP	DNP	DNP	DNP	DNP
Andre Thomas, Jr.	0-1	0.5	-	-	-	-	-	-	-	0.5-0	-	-	DNP	DNP
Victor Earl	0-1	0.5	-	-	-	-	-	-	-	0.5-1	-	-	-	-
Kade Kostus	0-1	0.5	DNP	-	-	-	0.5-2	DNP	DNP	DNP	DNP	DNP	DNP	DNP
Malik Denkins	0-1	0.5	-	-	-	0.5-1	DNP	DNP	DNP	-	DNP	-	-	DNP
Dylan Fisher	0-1	0.5	DNP	DNP	DNP	DNP	DNP	-	0.5-1	-	-	-	-	-



2025-26 Central Mich. Football
Sacks Game-by-Game
All games

Page 1/1
as of Dec 08, 2025

Player	UA-A	Total	SJSU	UP	Mich	WC	EMU	UA	BGSU	UMass	WMU	UB	KentSt	UT
Michael Heldman	10-1	10.5	1-7	-	-	2-7	1.5-4	-	1-6	-	-	2-11	2-9	1-4
Korver Demma	3-1	3.5	-	-	-	1-6	-	-	-	-	0.5-3	2-4	-	-
Jordan Kwiatkowski	2-2	3	-	-	-	-	-	-	-	0.5-4	0.5-3	-	1-12	1-12
Jaion Jackson	2-0	2	-	-	-	-	-	1-10	-	-	1-15	-	-	-
J.J. Douglas	1-2	2	DNP	DNP	DNP	-	DNP	-	-	0.5-4	-	0.5-4	1-10	-
Fernando Sanchez III	1-0	1	-	1-4	-	-	-	-	DNP	DNP	DNP	DNP	DNP	DNP
Landon Swanson	1-0	1	-	-	-	-	-	-	-	1-7	-	-	-	-
Keshawn Hayden	1-0	1	-	-	-	-	-	-	1-6	-	-	-	-	-
Lawai'a Brown	0-2	1	-	-	-	-	-	-	-	-	0.5-4	0.5-4	-	-
Dakota Cochran	0-1	0.5	-	-	-	-	-	-	-	-	0.5-4	-	-	-
Andre Thomas, Jr.	0-1	0.5	-	-	-	-	-	-	-	0.5-0	-	-	DNP	DNP
Victor Earl	0-1	0.5	-	-	-	-	-	-	-	0.5-1	-	-	-	-
Kade Kostus	0-1	0.5	DNP	-	-	-	0.5-2	DNP	DNP	DNP	DNP	DNP	DNP	DNP



**2025-26 Central Mich. Football
Total Tackles Game-by-Game
All games**

Page 1/1
as of Dec 08, 2025

Total Tackles

Player	S-A	Total	SJSU	UP	Mich	WC	EMU	UA	BGSU	UMass	WMU	UB	KentSt	UT
Jordan Kwiatkowski	49-60	109	3-3	4-4	4-1	2-3	1-4	2-8	7-7	1-9	5-5	7-2	6-9	7-5
Dakota Cochran	40-37	77	2-6	3-2	3-0	0-4	7-1	0-5	2-6	3-3	9-2	1-4	4-1	6-3
Caleb Spann	21-27	48	1-3	1-4	4-2	1-0	3-4	2-4	3-1	1-0	1-4	1-2	2-2	1-1
Kalen Carroll	28-19	47	5-2	2-0	1-4	1-1	4-2	2-2	1-3	3-1	3-1	2-1	1-1	3-1
Michael Heldman	23-24	47	4-2	1-0	1-0	2-3	2-3	0-5	3-2	0-1	1-5	3-1	3-2	3-0
Jaion Jackson	24-22	46	1-0	3-3	0-1	1-1	0-2	2-1	2-1	3-2	6-2	1-5	4-1	1-3
Elijah Gordon	17-29	46	2-0	2-4	4-4	2-3	4-3	1-3	0-2	0-4	DNP	1-3	0-1	1-2
Elijah Rikard	26-15	41	1-0	3-0	6-2	2-2	0-1	2-0	1-0	1-0	3-1	3-1	1-2	3-6
Maddix Blackwell	24-16	40	-	3-0	2-0	2-2	3-3	3-0	1-2	2-1	3-1	2-3	3-2	0-2
Lawai'a Brown	15-24	39	2-1	1-0	3-2	1-0	1-3	0-3	1-3	-	3-5	1-3	1-2	1-2
Korver Demma	14-12	26	2-1	1-1	2-1	2-1	0-4	2-0	-	2-0	0-1	2-2	1-1	-
Xavier White	14-11	25	1-0	2-0	1-3	0-1	1-0	2-1	3-1	1-3	-	1-2	2-0	-
Brenden Deasfernandes	13-10	23	1-0	1-2	1-1	-	1-0	1-0	3-1	0-1	1-1	2-1	0-1	2-2
J.J. Douglas	10-13	23	DNP	DNP	DNP	-	DNP	0-2	2-2	1-1	1-2	2-3	3-1	1-2
Jonathan Decker	6-16	22	-	-	-	0-2	1-0	1-5	2-0	1-1	1-3	0-1	0-2	0-2
Fernando Sanchez III	5-14	19	1-2	2-0	1-2	1-1	0-2	0-7	DNP	DNP	DNP	DNP	DNP	DNP
Victor Earl	5-10	15	1-0	-	2-2	0-4	-	0-1	-	1-1	1-0	0-1	0-1	-
Quavion Bird	4-10	14	DNP	0-1	1-0	-	-	3-3	-	0-1	-	0-1	-	0-4
Keshawn Hayden	8-5	13	2-0	0-1	1-0	0-1	1-1	-	1-0	1-1	-	1-0	1-1	-
Andre Thomas, Jr.	3-7	10	-	-	0-2	1-1	-	0-1	-	1-1	-	1-2	DNP	DNP
D.J. Bennett	5-4	9	1-0	1-0	-	-	0-1	1-2	2-0	-	DNP	0-1	-	-
Bryce Rowe	4-5	9	-	1-0	2-0	1-3	0-2	DNP	DNP	DNP	DNP	DNP	DNP	DNP
Ed Conoran	4-4	8	-	-	-	-	1-0	-	-	1-0	-	2-2	0-2	-
Joey VanWetzinga	1-7	8	-	-	1-2	0-2	-	DNP	0-1	-	-	-	0-2	DNP
Aakeem Snell	5-2	7	3-0	-	0-1	DNP	DNP	DNP	-	1-0	DNP	1-0	0-1	-
Landon Swanson	3-3	6	-	1-0	-	0-1	-	-	1-0	1-1	-	0-1	-	-
Mark-Allen Gay	2-3	5	DNP	DNP	DNP	2-3	DNP	DNP	DNP	DNP	DNP	DNP	DNP	DNP
Dylan Fisher	2-3	5	DNP	DNP	DNP	DNP	DNP	-	1-2	-	-	-	1-0	0-1
Malik Denkins	0-4	4	-	-	0-1	0-2	DNP	DNP	DNP	0-1	DNP	-	-	DNP
Kyle Krebs	2-1	3	-	1-0	0-1	-	-	DNP	DNP	-	DNP	1-0	DNP	DNP
Cade Graham	2-1	3	-	-	-	-	-	-	-	-	-	1-0	-	1-1
Cairo Rhodes	0-3	3	DNP	-	-	-	0-2	-	DNP	-	-	-	0-1	-
Kade Kostus	0-3	3	DNP	-	-	0-1	0-2	DNP	DNP	DNP	DNP	DNP	DNP	DNP
Jamari Allen	2-0	2	-	1-0	-	DNP	DNP	-	-	1-0	-	-	-	-
Trey Liebhardt	2-0	2	DNP	DNP	DNP	1-0	DNP	DNP	DNP	1-0	DNP	-	DNP	DNP
Tysen Campbell	1-1	2	DNP	DNP	DNP	DNP	DNP	DNP	DNP	1-0	DNP	-	DNP	0-1
Keyton Jones	1-1	2	DNP	-	-	1-1	-	-	DNP	DNP	DNP	DNP	DNP	DNP
Ben Pratt	1-0	1	-	-	-	-	-	-	-	DNP	-	-	1-0	-
Jeremiah Alston	1-0	1	-	-	-	DNP	DNP	-	1-0	-	-	-	-	-
Apisa Poumele	1-0	1	-	-	-	-	-	-	-	-	-	1-0	-	-
Oumar Conde	1-0	1	DNP	DNP	1-0	-	DNP	DNP	DNP	-	DNP	DNP	DNP	DNP
Tyson Davis	0-1	1	-	-	-	-	-	-	-	-	-	0-1	-	-
Nahree Biggins	0-1	1	-	0-1	-	-	-	-	-	-	-	-	-	-
Justin Ruffin, Jr.	0-1	1	-	-	-	-	-	-	-	0-1	DNP	-	-	-
Matthew Nehf	0-1	1	-	0-1	-	-	-	-	-	-	-	DNP	DNP	DNP
Dasan Smith	0-1	1	-	-	-	-	-	-	-	-	-	0-1	-	-
Henry Dryden	0-1	1	-	-	-	-	-	0-1	-	-	-	-	-	-
Daniel Viramontes	0-1	1	DNP	DNP	DNP	0-1	DNP	DNP	DNP	DNP	DNP	DNP	DNP	DNP



2025-26 Central Mich. Football Games Played All games

Page 1/2
as of Dec 08, 2025

##	Player	GP-GS	SJSU	UP	Mich	WC	EMU	UA	BGSU	UMass	WMU	UB	KentSt	UT
0	Kendall Jones	4/0	XXX	...	XXX	XXX	XXX	...
1	Dakota Cochran	12/12	START	START	START	START	START	START	START	START	START	START	START	START
2	Elijah Rikard	12/10	START	START	XXX	XXX	START	START	START	START	START	START	START	START
2	Joe Labas	12/12	START	START	START	START	START	START	START	START	START	START	START	START
3	Brenden Deasfernandes	12/9	START	START	START	XXX	XXX	XXX	START	START	START	START	START	START
3	Tyson Davis	12/3	XXX	START	XXX	XXX	XXX	START	XXX	XXX	XXX	START	XXX	XXX
4	Jakivion Calip	5/0	XXX	XXX	...	XXX	XXX	XXX	...
4	Jaion Jackson	12/11	START	START	START	START	START	START	XXX	START	START	START	START	START
5	Nahree Biggins	12/12	START	START	START	START	START	START	START	START	START	START	START	START
6	Kalen Carroll	12/12	START	START	START	START	START	START	START	START	START	START	START	START
6	Trey Cornist	12/0	XXX	XXX	XXX	XXX	XXX	XXX	XXX	XXX	XXX	XXX	XXX	XXX
7	Ed Conoran	12/0	XXX	XXX	XXX	XXX	XXX	XXX	XXX	XXX	XXX	XXX	XXX	XXX
7	Angel Flores	8/0	XXX	XXX	XXX	XXX	XXX	XXX	XXX	XXX
8	Decorion Temple	12/10	START	START	START	XXX	START	START	XXX	START	START	START	START	START
8	Aakeem Snell	8/0	XXX	XXX	XXX	XXX	XXX	...	XXX	XXX	XXX
9	Mark-Allen Gay	1/0	XXX
9	Justin Ruffin, Jr.	11/0	XXX	XXX	XXX	XXX	XXX	XXX	XXX	XXX	...	XXX	XXX	XXX
10	Elijah Gordon	11/2	XXX	XXX	START	XXX	XXX	START	XXX	XXX	...	XXX	XXX	XXX
10	Marcus Beamon	4/0	XXX	XXX	XXX	XXX
11	Josiah Booker	0/0
12	Jordan Kwiatkowski	12/12	START	START	START	START	START	START	START	START	START	START	START	START
12	Ethan Lane	2/0	XXX	XXX
14	Fernando Sanchez III	6/0	XXX	XXX	XXX	XXX	XXX	XXX
14	Daniel Gomez	0/0
15	Caleb Spann	12/12	START	START	START	START	START	START	START	START	START	START	START	START
15	Jadyn Glasser	2/0	XXX	XXX
16	Nasir Williams	9/0	...	XXX	XXX	XXX	XXX	XXX	XXX	XXX	XXX	XXX
17	Maddix Blackwell	12/1	XXX	XXX	XXX	START	XXX	XXX	XXX	XXX	XXX	XXX	XXX	XXX
17	Braylen Naves	0/0
18	Declan Duley	12/0	XXX	XXX	XXX	XXX	XXX	XXX	XXX	XXX	XXX	XXX	XXX	XXX
19	Tommy McIntosh	12/10	XXX	START	START	START	START	START	START	XXX	START	START	START	START
20	Langston Lewis	12/12	START	START	START	START	START	START	START	START	START	START	START	START
21	Jamari Allen	10/0	XXX	XXX	XXX	XXX	XXX	XXX	XXX	XXX	XXX	XXX
22	Brock Townsend	12/1	XXX	XXX	XXX	XXX	XXX	XXX	XXX	XXX	START	XXX	XXX	XXX
23	Kyle Krebs	7/0	XXX	XXX	XXX	XXX	XXX	XXX	...	XXX
24	Mekhi Jenkins	1/0	XXX
24	Bryce Rowe	5/2	XXX	XXX	XXX	START	START
25	Trey Liebhardt	3/0	XXX	XXX	...	XXX
26	Cairo Rhodes	10/0	...	XXX	XXX	XXX	XXX	XXX	...	XXX	XXX	XXX	XXX	XXX
27	Tysen Campbell	3/0	XXX	...	XXX	...	XXX
28	Nolan Anderson	3/0	XXX	XXX	XXX	...
29	Andre Thomas, Jr.	10/0	XXX	XXX	XXX	XXX	XXX	XXX	XXX	XXX	XXX	XXX
30	Ben Pratt	11/0	XXX	XXX	XXX	XXX	XXX	XXX	XXX	...	XXX	XXX	XXX	XXX
31	Zac Chapeau	4/0	...	XXX	XXX	XXX	XXX
32	Kadenn Rose	3/0	...	XXX	XXX	XXX
33	Victor Earl	12/0	XXX	XXX	XXX	XXX	XXX	XXX	XXX	XXX	XXX	XXX	XXX	XXX
34	Mckeegan Ferguson	3/0	...	XXX	XXX	XXX
35	Camden Kruisenga	4/0	...	XXX	XXX	XXX	XXX
36	Jeremiah McKenzie	0/0
37	Jeremiah Alston	10/0	XXX	XXX	XXX	XXX	XXX	XXX	XXX	XXX	XXX	XXX
38	Caden VanHuis	0/0
39	Max Macklem	0/0
40	Lawai'a Brown	12/2	START	XXX	XXX	XXX	XXX	XXX	START	XXX	XXX	XXX	XXX	XXX
41	Rusty VanWetzinga	12/5	START	XXX	XXX	START	XXX	XXX	START	START	XXX	XXX	XXX	START
41	Keyton Jones	5/0	...	XXX	XXX	XXX	XXX	XXX
42	Landon Swanson	12/0	XXX	XXX	XXX	XXX	XXX	XXX	XXX	XXX	XXX	XXX	XXX	XXX
43	Bryce Lambeth	0/0
43	Braeden Tillman-Jones	1/0	XXX
44	Kade Kostus	4/2	...	XXX	XXX	START	START
45	Xavier White	12/0	XXX	XXX	XXX	XXX	XXX	XXX	XXX	XXX	XXX	XXX	XXX	XXX



2025-26 Central Mich. Football
Games Played
All games

Page 2/2
as of Dec 08, 2025

##	Player	GP-GS	SJSU	UP	Mich	WC	EMU	UA	BGSU	UMass	WMU	UB	KentSt	UT
46	Germanuel Tanelus	1/0	XXX
47	Cade Graham	12/0	XXX	XXX	XXX	XXX	XXX	XXX	XXX	XXX	XXX	XXX	XXX	XXX
48	Nathan VanTimmeren	12/2	START	XXX	START	XXX	XXX	XXX	XXX	XXX	XXX	XXX	XXX	XXX
49	Keshawn Hayden	12/0	XXX	XXX	XXX	XXX	XXX	XXX	XXX	XXX	XXX	XXX	XXX	XXX
49	Jason Philpot-Dixon	2/0	XXX	XXX
50	Lincoln Epstein	3/0	...	XXX	...	XXX	XXX
52	Dominique Maiava	6/0	XXX	XXX	XXX	XXX	XXX	XXX
53	Khari Johnson	1/0	XXX
54	Triston Pierre	1/0	XXX
55	Ryan Blum	12/4	START	START	XXX	XXX	START	START	XXX	XXX	XXX	XXX	XXX	XXX
56	Korver Demma	12/12	START	START	START	START	START	START	START	START	START	START	START	START
58	Apisa Poumele	12/8	XXX	XXX	START	START	XXX	XXX	START	START	START	START	START	START
59	Brady Ploucha	12/4	XXX	XXX	XXX	START	XXX	XXX	XXX	XXX	XXX	START	START	START
60	John Iannuzzi	1/1	START
66	Matthew Nehf	9/9	START	START	START	START	START	START	START	START	START
68	Alex Toothman	0/0
69	Jacob Booth	12/0	XXX	XXX	XXX	XXX	XXX	XXX	XXX	XXX	XXX	XXX	XXX	XXX
70	Jacob Russell	12/12	START	START	START	START	START	START	START	START	START	START	START	START
71	Luis Martinez	12/0	XXX	XXX	XXX	XXX	XXX	XXX	XXX	XXX	XXX	XXX	XXX	XXX
72	Dane Sickler	2/0	XXX	XXX
73	Dasan Smith	12/10	XXX	START	START	XXX	START	START	START	START	START	START	START	START
75	Blake Schlegel	4/0	...	XXX	XXX	XXX	XXX
76	Martin Koivisto	12/12	START	START	START	START	START	START	START	START	START	START	START	START
77	Jacob Saurbeck	3/0	...	XXX	XXX	XXX
78	Talon Smith	0/0
80	Adam Kaminski	2/0	XXX	XXX
81	Malik Denkins	7/0	XXX	XXX	XXX	XXX	XXX	...	XXX	XXX	...
81	Tayte Vanderleest	8/0	XXX	XXX	XXX	XXX	...	XXX	XXX	XXX	XXX
82	Logan Borodychuk	1/0	XXX
83	Travis Ambrose	11/0	...	XXX	XXX	XXX	XXX	XXX	XXX	XXX	XXX	XXX	XXX	XXX
84	Jordan Kelly	2/0	XXX	XXX
85	J.J. Douglas	8/0	XXX	...	XXX	XXX	XXX	XXX	XXX	XXX	XXX
86	Collin Payne	12/0	XXX	XXX	XXX	XXX	XXX	XXX	XXX	XXX	XXX	XXX	XXX	XXX
87	Jacob Kaminski	8/0	...	XXX	...	XXX	XXX	XXX	XXX	XXX	...	XXX	XXX	...
88	Henry Dryden	12/5	XXX	XXX	XXX	START	START	XXX	START	START	XXX	XXX	START	XXX
89	Rory Callahan	0/0
90	Oumar Conde	3/0	XXX	XXX	XXX
91	Daniel Viramontes	1/0	XXX
93	D.J. Bennett	11/4	START	START	START	XXX	XXX	START	XXX	XXX	...	XXX	XXX	XXX
94	Dylan Fisher	7/0	XXX	XXX	XXX	XXX	XXX	XXX	XXX
95	Joey VanWetzinga	10/0	XXX	XXX	XXX	XXX	XXX	...	XXX	XXX	XXX	XXX	XXX	...
96	Quavion Bird	11/6	...	XXX	XXX	XXX	XXX	XXX	START	START	START	START	START	START
97	Michael Heldman	12/12	START	START	START	START	START	START	START	START	START	START	START	START
98	Jonathan Decker	12/11	XXX	START	START	START	START	START	START	START	START	START	START	START



CENTRAL MICHIGAN

2025 FOOTBALL SCHEDULE

Date	Opponent	Result/Time
8.29	at San Jose State	W, 16-14
9.6	at Pitt	L, 45-17
9.13	at Michigan	L, 63-3
9.20	Wagner	W, 49-10
9.27	Eastern Michigan*	W, 24-13
10.4	at Akron*	L, 28-22
10.18	at Bowling Green*	W, 27-6
10.25	UMass*	W, 38-13
11.1	at Western Michigan*	L, 24-21
11.12	Buffalo*	W, 38-19
11.19	at Kent State*	W, 28-16
11.29	Toledo*	L, 21-3
12.26	Northwestern (Game Above Sports Bowl)	1 p.m.

Home | Away

*Mid-American Conference Game

