

"I cannot put into words how humble, grateful, and proud I am to be the head coach at Central Michigan University. For me this is not, never will be, and never has been, a job. For me this is the job.

"This is a place that, when I left a long time ago, it never left me. It has been a part of who I am, a part of everything I've done and I've passed it on with every player that I have ever touched. I'm very proud to be here and to call myself your football coach. I plan to be here a very, very, very, very, very long time."

- Head Coach John Bonamego



General Information

Location	Mount Pleasant, Mich.
Enrollment	26,968
Founded	1892
Nickname	Chippewas
Colors	Maroon and Gold
Conference	Mid-American
President	Dr. George E. Ross
Athletics Director	Michael Alford
Web	CMUChippewas.com
Facebook	Facebook.com/CMUFootball
Twitter	@CMU_Football

Team Information

2017 Record	8-5
MAC Record / Place	6-2 / 3rd
Lettermen Returning / Lost	38 / 26
Offense	16 / 13
Defense	18 / 13
Special Teams	4 / 0
Starters Returning / Lost	14 / 11
Offense	5 / 6
Defense	6 / 5
Kickers	3 / 0
Stadium	Kelly/Shorts (30,255, AstroTurf)

Team Information

First Season	1896
All-Time Record	617-411-36 / .666
Seasons	117
MAC Championships	7 (1979-80-90-94-2006-07-09)
Bowl Appearances	11
(Most recent: 2017 Famous Idaho Potato Bowl)	

Coaching Staff

Head Coach	John Bonamego
Record at CMU	21-18 (Fourth Season)
Career Record	21-18 (Fourth Season)
Defensive Coordinator	Greg Colby
Offensive Coordinator/Quarterbacks	Chris Ostrowsky
Special Teams Coordinator	Tony Coaxum
Run Game Coordinator/Offensive Line	Derek Frazier
Linebackers	Mike Dietzel
Running Backs	Jayden Everett
Defensive Passing Game/DBs	Cory Hall
Wide Receivers	Marcus Knight
Defensive Line	George Ricumstrick
Tight Ends	Tavita Thompson
Director of Football Operations	Ben Presnell
Director of Player Personnel	Albert Karschnia
Strength and Conditioning	Jason Novak
Video Coordinator	Jay McDowell

Athletic Communications

Associate AD/Football	Rob Wyman
Cell Phone	248-953-6471
Email	wyman1rd@cmich.edu
Assistant AD/Football	Jim Knight
Cell Phone	734-678-9794
Email	knigh2je@cmich.edu
Associate Director	John Regenfuss
Assistant Director	Andy Sneddon
Communication Office Phone	989-774-3277
Press Box Phone	989-774-3579

Local Media Information

IMG Radio Play-By-Play	Don Chiodo
Email	cmudon@gmail.com

The 2018 Central Michigan University football guide was published by the Athletic Communications Office, 100 Rose Center, Central Michigan University, Mount Pleasant, Michigan 48859. The guide and covers were designed, written and edited by Rob Wyman, Jim Knight, John Regenfuss, Andy Sneddon and Conor Naughton. Photos by Ben Jared, Robert Barclay and Steve Jessmore. Printing by CMU Printing Services.

Table of Contents

Quick Facts/Table of Contents	2	2017 Statistics	73	CMU Hall of Famers	95
Media Information	3	Chippewa History	77	Kurt Dobronski Award	95
Alphabetical Roster	4	Career Records	78	Jim Podoley	96
Numerical Roster	6	Season Records	79	Herb Deromedi	97
Roster Breakdown	8	Single-Game Records	81	Year-by-Year Records	98
Pronunciation Guide	8	"Last Time it Happened"	83	All-Time Series Records	99
Coaching Staff	9	Kelly/Shorts Stadium Records	84	All-Time vs. MAC Opponents	100
Head Coach John Bonamego ..	10	Attendance Records	85	All-Time MAC Standings	101
Assistant Coaches	12	Yearly Statistical Leaders	86	Head Coach Records	102
Support Staff	22	Individual Milestones	88	Homecoming Results	102
Michael Alford	24	All-Americans	89	All-Time Draft Choices	103
Senior Leadership Team	26	Academic All-Americans	89	Game-by-Game Results	105
Head Coaches	26	MAC Specialty Awards	89	Great Games in CMU History	114
2018 Chippewas	27	All-MAC	90	Postseason Games	118
Returning Players	28	Academic All-MAC	91	Letterwinners	134
Newcomers	62	Most Valuable Players	93	Derrick Nash Recognition	146
2017 Recap	65	All-Star Games	93		
2017 Game-by-Game	66	IIAC Honors	94		

Covering the Chippewas

Central Michigan University encourages your coverage of its athletic events. The Athletic Communications Department is responsible for coordinating the dissemination of pre-event releases, issuing credentials for media members, and coordinating post-event coverage. If the Athletic Communications Department can assist you in your work in any way, please contact a member of our staff.

Game Notes

Game notes are generally available by Tuesday through the Athletic Communications Department. Notes are emailed and are also available on the web at cmuchippewas.com. To be added to the email distribution list, please contact Rob Wyman at wyman1rd@cmich.edu.

Web Sites

Media members are reminded that the official athletics web site – cmuchippewas.com – contains updated player stats and bios each week. Also available on the site are weekly video interviews with a coach and player, postgame highlights and press conferences.

Other Helpful Sites

[@CMU_Football](https://facebook.com/CMUFootball)
YouTube.com/CmichAthletics

Interviews

All coach and player interviews must be arranged through Jim Knight. Please allow 24 hours to schedule an interview. Players and coaches are generally available following practice on Tuesday and Wednesday, or by appointment if necessary. Coach Bonamego is also available on the weekly MAC Media Teleconference every Monday throughout the season.

Visiting Radio

One ISDN line and two telephone lines are available for use by the official radio network of the visiting team. Visiting networks that wish to have additional lines installed at their own expense may do so by contacting CMU Telecommunications at (989) 774-1474.

Video

The Athletic Communications Department maintains a vast library of video clips for distribution to requesting electronic media. In addition, postgame highlights and press conference cut-ups are available for download using the department's FTP server. Please contact Adam Jaksa (Adam.Jaksa@cmich.edu) for detailed instructions and requests.

Postgame Interviews

Following all home games, Coach Bonamego and selected players will meet with the media in the IAC Team Meeting Room. A representative from the Athletic Communications Department will escort media to the room from the northwest corner of the field at the end of the game. The opposing coach and players are available outside the visitors' locker room. After road games, Coach Bonamego and players will meet with media outside the locker room following a brief cooling off period.

Contact Info

Athletic Communications

CMU Events Center, Lower Level • (989) 774-3277

Associate AD (Football Contact): Rob Wyman

(248) 953-6471 • wyman1rd@cmich.edu

Assistant AD (Football Contact): Jim Knight

(734) 678-9794 • jim.knight@cmich.edu

Associate Director: John Regenfuss

(989) 400-8913 • regen1jm@cmich.edu

Assistant Director: Andy Sneddon

(231) 838-9188 • snedd1a@cmich.edu

Credentials & Parking

Requests for football media credentials & parking must be made through John Regenfuss. Please email him at regen1jm@cmich.edu with all requests. Requests will be considered on an individual basis and are not guaranteed to be approved, based on space limitations and other policies. Once notified of approval, credentials may be picked up in person in the Athletic Communications Department or left at Media Will Call.

Photographers/Videographers

In an attempt to keep the sidelines as clear as possible for working media, photographers and videographers on the sideline will be required to wear an armband in addition to displaying their credential. Credentials and armbands are available for pickup at Media Will Call.

Media Will Call

The Media Will Call window is located in the northwest ticket booth. Credentials and photographer armbands are available for pickup.

Chippewa Nickname

The Central Michigan University Board of Trustees has approved the continued use of the nickname "Chippewas" in association with CMU. The university's goals are to use the name with honor and respect, increase supportive connections between CMU and Native Americans and improve efforts to sensitize students, faculty and staff to Native American traditions and cultures.

Media representatives have been extremely cooperative as we have worked to address this important issue. In nearly all cases, print and broadcast reporters have supported CMU's efforts to eliminate the use of symbols, headlines and copy that present inappropriate and inaccurate images of Native Americans.

Central Michigan University is grateful for your help, and we ask for your continued cooperation and sensitivity. With your assistance, we can continue to use the Chippewa name with dignity and respect.

CMU, an AA/EO institution, is strongly and actively committed to increasing diversity within its community (see www.cmich.edu/aaeo).



ALPHABETICAL ROSTER

No.	Name	Pos.	Ht.	Wt.	Yr./El.	Hometown/Last School
77	Andy Adado	OL	6-3	275	Jr./Jr.	Holt, Mich./Northern Michigan
47	Sean Adesanya	DL	6-3	250	Sr./Sr.	Rahway, N.J./Illinois
16	Norman Anderson	DB	6-0	175	So./Fr.	Neptune Beach, Fla./Fletcher
11	Trevor Apsey	LB	6-0	215	Sr./Sr.	Maple City, Mich./Glen Lake
37	Michael Armstrong	K	5-10	180	Sr./Sr.	Greensboro, N.C./SMU
70	Johnathan Berghorst	DL	6-2	267	Fr./Fr.	Zeeland, Mich./East
18	Darius Bracy	DB	5-10	177	So./Fr.	Mobile, Ala./Baker
10	Montrae Braswell	DB	5-11	187	Fr./Fr.	Avon Park, Fla./Avon Park
17	Alex Briones	LB	6-2	240	Sr./Sr.	Ishpeming, Mich./Ishpeming
4	Nathan Brisson-Fast	DL	6-5	260	Sr./Sr.	Ferndale, Mich./Ferndale
27	Brandon Brown	DB	5-10	178	So./Fr.	Buffalo, N.Y./Canada Prep Football Academy
59	Tico Brown	DL	6-2	276	Fr./Fr.	Kokomo, Ind./Homestead
29	Troy Brown	DB	6-0	188	So./Fr.	Flint, Mich./Carman-Ainsworth
44	Hunter Buczkowski	FB	6-0	240	Jr./So.	Mount Pleasant, Mich./Mount Pleasant
63	Brady Buell	K/P	5-11	208	So./Fr.	Traverse City, Mich./St. Francis
3	Sean Bunting	DB	6-1	180	Jr./Jr.	Clinton Township, Mich./Chippewa Valley
70	Shakir Carr	OL	6-4	320	Sr./Sr.	South Bend, Ind./Clay
85	Jonathan Carson	DE	6-3	245	Sr./Sr.	Milwaukee, Wis./Messmer Catholic
18	Brandon Childress	WR	6-2	195	Sr./Jr.	Baldwin, Mich./Baldwin
33	Carlton Cleophat	LB	6-0	210	Fr./Fr.	Pompano Beach, Fla./Blanche Ely
92	Dante Cleveland	DL	6-2	270	Jr./So.	Hoffman Estates, Ill./Hoffman Estates
	Xavier Crawford	DB	6-1	190	Sr./Jr.	Pittsburg, Calif./Oregon State
82	Cameron Cole	WR	6-0	185	Sr./Jr.	Saline, Mich./Saline
19	Jack Combs	WR	6-1	180	So./Fr.	Grand Rapids, Mich./East Grand Rapids
83	Trevor Conklin	WR	5-11	220	Sr./Jr.	Chesterfield, Mich./Findlay
27	Thaddeus Cornick	DB	6-0	189	Jr./So.	Fleetwood, Pa./Fleetwood
81	Keegan Cossou	TE	6-5	240	So./Fr.	Greenville, Mich./Greenville
7	Mike Danna	DL	6-2	250	Sr./Jr.	Detroit, Mich./Warren De La Salle Collegiate
28	Jerrold Davis	RB	5-11	195	Sr./Jr.	Detroit, Mich./Portage Central
95	D'Andre Dill	DL	6-1	310	Jr./Jr.	Chester, Pa./Chester
68	Erik Ditzhazy	OL	6-5	273	So./Fr.	Grand Rapids, Mich./Forest Hills Northern
30	George Douglas	LB	6-1	200	So./Fr.	Belleville, Mich./Belleville
84	Bailey Edwards	WR	6-1	185	So./Fr.	Chelsea, Mich./Chelsea
73	Nolan Eike	OL	6-6	270	Fr./Fr.	Batavia, Ill./Batavia
60	Steve Eipper	OL	6-4	285	Sr./Jr.	Greenville, Mich./Greenville
99	Josh Eldridge	DL	6-3	260	Jr./So.	Detroit, Mich./Clintondale
66	Tyden Ferris	OL	6-4	276	Fr./Fr.	Delton, Mich./Delton-Kellogg
79	Nick Follmer	OL	6-4	276	So./Fr.	Wentzville, Mo./Liberty
8	Malik Fountain	LB	6-2	230	Sr./Sr.	Chicago, Ill./Rich Central
97	Darrick Gibson	DL	6-1	325	Jr./So.	Macomb, Mich./Chippewa Valley
9	Marcus Griffin	DL	6-3	305	Sr./Sr.	Bellevue, Wash./Arizona
33	Kumehnnu Gwilly	RB	6-2	225	Jr./So.	Shelby Township, Mich./Utica
45	Troy Hairston	LB	5-11	224	Jr./So.	Birmingham, Mich./Birmingham Seaholm
54	JaRaymond Hall	OL	6-5	285	So./Fr.	Detroit, Mich./Michigan
23	Randall Harris	DB	6-0	182	Fr./Fr.	Walled Lake, Mich./Walled Lake Northern
15	Tee'ondre Harvey	DB	6-0	165	Jr./So.	Detroit, Mich./Mumford
10	Ty Henderson	WR	6-0	170	Fr./Fr.	Dublin, Ohio/Dublin Jerome
16	Austin Hergott	QB	6-3	220	So./Fr.	Fort Thomas, Ky./Highlands
87	Logan Hessbrook	TE	6-3	235	Sr./Sr.	Ithaca, Mich./Saginaw Valley State
2	Julian Hicks	WR	6-2	170	So./Fr.	Mayfield Heights, Ohio/Mayfield
14	Paul Hurley	QB	6-0	192	Jr./So.	Romeo/Romeo
49	Luke Idoni	LS	6-1	220	Sr./Sr.	Fenton, Mich./Fenton
2	Jakkar Jackson	LB	5-10	190	Jr./So.	Farmington Hills, Mich./Farmington



No.	Name	Pos.	Ht.	Wt.	Yr./El.	Hometown/Last School
6	Da'Quaun Jamison	DB	6-0	190	Sr./Jr.	Leesburg, Ga./Lee County
98	LaQuan Johnson	DL	6-3	255	Fr./Fr.	Flint, Mich./Burton Bendle
31	Chuck Jones	LB	5-11	215	So./Fr.	Ypsilanti, Mich./Ann Arbor Skyline
13	Kaden Keon	K/P	5-9	180	Jr./Jr.	St. Louis, Mich./St. Louis
50	Jamezz Kimbrough	OL	6-2	247	So./Fr.	Homewood, Ill./Flossmoor
58	Joe Komel	OL	6-4	300	Sr./Sr.	Elburn, Ill./Kaneland
20	Gage Kreski	DB	6-1	195	Jr./So.	St. Ignace, Mich./St. Ignace
48	Oakley Lavallii	FB	5-11	215	Jr./So.	Boca Raton, Fla./West
80	Drayton Law	WR	6-4	194	So./Fr.	Mobile, Ala./Baker
7	Tommy Lazzaro	QB	6-3	225	Sr./Sr.	Monument, Colo./Dodge City CC
38	Kobe Lewis	RB	6-0	215	Fr./Fr.	Americus, Ga./Americus-Sumter
76	Jeff McCarty	LS	6-2	275	So./Fr.	Lake Orion, Mich./Lake Orion
1	Alonzo McCoy	DB	5-11	185	Jr./So.	Detroit, Mich./Redford Thurston
26	Christian Mercer	LB	6-1	205	Sr./Jr.	Ann Arbor, Mich./Saline
64	Alex Neering	OL	6-6	265	Sr./Sr.	Essexville, Mich./Garber
24	Chris Nelson	RB	5-10	220	Sr./Jr.	Okemos, Mich./Okemos
6	Keonta Nixon	WR	6-4	205	Fr./Fr.	Roselle, Ill./Lake Park
52	Leon Page	DL	6-3	235	Jr./So.	Detroit, Mich./Martin Luther King
17	Tony Palmer	WR	6-0	183	Jr./So.	Lansing/Lansing Catholic
13	Mark Patritto	WR	5-11	175	So./Fr.	Rochester/Adams
12	George Pearson	QB	6-1	210	Fr./Fr.	Matawan, N.J./Mater Dei
86	Kalil Pimpleton	WR	6-1	175	So./Fr.	Muskegon, Mich./Virginia Tech
90	Evan Plate	DL	6-2	226	Fr./Fr.	Greenville, Mich./Greenville
1	Tony Poljan	QB	6-7	225	Jr./So.	Lansing, Mich./Lansing Catholic
88	Bernhard Raimann	TE	6-7	245	Fr./Fr.	Steinbrunn, Austria/Delton-Kellogg
12	Marcel Ray	DB	6-0	185	Jr./So.	Fayetteville, Ga./Starr's Mill
5	Devonni Reed	DB	6-0	180	So./Fr.	Belleville, Mich./Belleville
19	Willey Reid	DB	6-1	192	Fr./Fr.	Detroit, Mich./Cass Tech
3	Romello Ross	RB	5-10	200	Sr./Jr.	Detroit, Mich./Detroit Western
4	Jamil Sabbagh	WR	5-9	200	Sr./Jr.	Dearborn, Mich./Fordson
8	Tyrone Scott	WR	6-3	190	Fr./Fr.	Savannah, Ga./Jenkins
99	Jack Sheldon	P	6-1	180	Sr./Sr.	Echuca, Victoria, Australia
34	Amir Siddiq	DL	6-2	230	So./Fr.	Dearborn/Fordson
57	NeVen Simington	DL	6-4	240	Fr./Fr.	Saginaw, Mich./Saginaw
56	Derek Smith	OL	6-5	280	Jr./So.	Grand Rapids, Mich./Kenowa Hills
25	Devon Spalding	RB	5-11	205	Sr./Sr.	Westland, Mich./John Glenn
40	Steven Spenner	LB	6-2	217	Fr./Fr.	Berrien Springs, Mich./Berrien Springs
44	Mitch Stanitzek	DL	6-4	250	Sr./Sr.	Grand Rapids, Mich./West Catholic
75	Jeff Strome	OL	6-2	285	Jr./So.	Dearborn/Edsel Ford
71	Robi Stuart	DL	6-2	296	So./So.	Saginaw/Nouvel Catholic Central
37	Rolliann Sturkey	DB	5-11	190	Fr./Fr.	Oak Park, Ill./River Forest
11	JaCorey Sullivan	WR	6-1	216	So./So.	Muskegon, Mich./Muskegon
36	Tyjuan Swain	DB	6-0	190	Sr./Sr.	Olympia Fields, Ill./College of DuPage
55	Romello Tarver	DL	6-5	250	Fr./Fr.	Delray Beach, Fla./Oxbridge Academy
9	Damon Terry	WR	6-0	200	Sr./Jr.	Lansing, Mich./Everett
53	Joe Tingelhoff	OL	6-1	295	Fr./Fr.	Ellsworth, Wis./IMG Academy
78	Clayton Walderzak	OL	6-4	270	Sr./Sr.	Standish, Mich./Standish-Sterling Central
	Andrew Ward	LB	6-1	210	So./Fr.	Muskegon, Mich./Nebraska
5	Jonathan Ward	RB	6-0	185	Jr./Jr.	Kankakee, Ill./Bishop McNamara
51	Shawn Wiley	OL	6-2	296	Fr./Fr.	Jacksonville, Fla./First Coast
46	Joel Wilson	TE	6-4	220	Fr./Fr.	Petoskey, Mich./Petoskey
89	Gervon Winn	WR	6-1	175	Jr./So.	West Bloomfield, Mich./West Bloomfield



No.	Name	Pos.	Ht.	Wt.	Yr./El.	Hometown/Last School
1	Alonzo McCoy	DB	5-11	185	Jr./So.	Detroit, Mich./Redford Thurston 32
1	Tony Poljan	QB	6-7	225	Jr./So.	Lansing, Mich./Lansing Catholic
2	Julian Hicks	WR	6-2	170	So./Fr.	Mayfield Heights, Ohio/Mayfield
2	Jakkar Jackson	LB	5-10	190	Jr./So.	Farmington Hills, Mich./Farmington
3	Sean Bunting	DB	6-1	180	Jr./Jr.	Clinton Township, Mich./Chippewa Valley
3	Romello Ross	RB	5-10	200	Sr./Jr.	Detroit, Mich./Detroit Western
4	Nathan Brisson-Fast	DL	6-5	260	Sr./Sr.	Ferndale, Mich./Ferndale
4	Jamil Sabbagh	WR	5-9	200	Sr./Jr.	Dearborn, Mich./Fordson
5	Devonni Reed	DB	6-0	180	So./Fr.	Belleville, Mich./Belleville
5	Jonathan Ward	RB	6-0	185	Jr./Jr.	Kankakee, Ill./Bishop McNamara
6	Da'Quaun Jamison	DB	6-0	190	Sr./Jr.	Leesburg, Ga./Lee County
6	Keonta Nixon	WR	6-4	205	Fr./Fr.	Roselle, Ill./Lake Park
7	Mike Danna	DL	6-2	250	Sr./Jr.	Detroit, Mich./Warren De La Salle Collegiate
7	Tommy Lazzaro	QB	6-3	225	Sr./Sr.	Monument, Colo./Dodge City CC
8	Malik Fountain	LB	6-2	230	Sr./Sr.	Chicago, Ill./Rich Central
8	Tyrone Scott	WR	6-3	190	Fr./Fr.	Savannah, Ga./Jenkins
9	Marcus Griffin	DL	6-3	305	Sr./Sr.	Bellevue, Wash./Arizona
9	Damon Terry	WR	6-0	200	Sr./Jr.	Lansing, Mich./Everett
10	Montrae Braswell	DB	5-11	187	Fr./Fr.	Avon Park, Fla./Avon Park
10	Ty Henderson	WR	6-0	170	Fr./Fr.	Dublin, Ohio/Dublin Jerome
11	Trevor Apsey	LB	6-0	215	Sr./Sr.	Maple City, Mich./Glen Lake
11	JaCorey Sullivan	WR	6-1	216	So./So.	Muskegon, Mich./Muskegon
12	George Pearson	QB	6-1	210	Fr./Fr.	Matawan, N.J./Mater Dei
12	Marcel Ray	DB	6-0	185	Jr./So.	Fayetteville, Ga./Starr's Mill
13	Kaden Keon	K/P	5-9	180	Jr./Jr.	St. Louis, Mich./St. Louis
13	Mark Patriitto	WR	5-11	175	So./Fr.	Rochester, Mich./Adams
14	Paul Hurley	QB	6-0	192	Jr./So.	Romeo, Mich./Romeo
15	Tee'ondre Harvey	DB	6-0	165	Jr./So.	Detroit, Mich./Mumford
16	Norman Anderson	DB	6-0	175	So./Fr.	Neptune Beach, Fla./Fletcher
16	Austin Hergott	QB	6-3	220	So./Fr.	Fort Thomas, Ky./Highlands
17	Alex Briones	LB	6-2	240	Sr./Sr.	Ishpeming, Mich./Ishpeming
17	Tony Palmer	WR	6-0	183	Jr./So.	Lansing, Mich./Lansing Catholic
18	Darius Bracy	DB	5-10	177	So./Fr.	Mobile, Ala./Baker
18	Brandon Childress	WR	6-2	195	Sr./Jr.	Baldwin, Mich./Baldwin
19	Jack Combs	WR	6-1	180	So./Fr.	Grand Rapids, Mich./East Grand Rapids
19	Willey Reid	DB	6-1	192	Fr./Fr.	Detroit, Mich./Cass Tech
20	Gage Kreski	DB	6-1	195	Jr./So.	St. Ignace, Mich./St. Ignace
23	Randall Harris	DB	6-0	182	Fr./Fr.	Walled Lake, Mich./Walled Lake Northern
24	Chris Nelson	RB	5-10	220	Sr./Jr.	Okemos, Mich./Okemos
25	Devon Spalding	RB	5-11	205	Sr./Sr.	Westland, Mich./John Glenn
26	Christian Mercer	LB	6-1	205	Sr./Jr.	Ann Arbor, Mich./Saline
27	Brandon Brown	DB	5-10	178	So./Fr.	Buffalo, N.Y./Canada Prep Football Academy
27	Thaddeus Cornick	DB	6-0	189	Jr./So.	Fleetwood, Pa./Fleetwood
28	Jerrod Davis	RB	5-11	195	Sr./Jr.	Detroit, Mich./Portage Central
29	Troy Brown	DB	6-0	188	So./Fr.	Flint, Mich./Carman-Ainsworth
30	George Douglas	LB	6-1	200	So./Fr.	Belleville, Mich./Belleville
31	Chuck Jones	LB	5-11	215	So./Fr.	Ypsilanti, Mich./Ann Arbor Skyline
33	Carlton Cleophat	LB	6-0	210	Fr./Fr.	Pompano Beach, Fla./Blanche Ely
33	Kumehnnu Gwilly	RB	6-2	225	Jr./So.	Shelby Township, Mich./Utica
34	Amir Siddiq	DL	6-2	230	So./Fr.	Dearborn, Mich./Fordson
36	Tyjuan Swain	DB	6-0	190	Sr./Sr.	Olympia Fields, Ill./College of DuPage
37	Michael Armstrong	K	5-10	180	Sr./Sr.	Greensboro, N.C./SMU
37	Rolliann Sturkey	DB	5-11	190	Fr./Fr.	Oak Park, Ill./River Forest

No.	Name	Pos.	Ht.	Wt.	Yr./El.	Hometown/Last School
38	Kobe Lewis	RB	6-0	215	Fr./Fr.	Americus, Ga./Americus-Sumter
40	Steven Spenner	LB	6-2	217	Fr./Fr.	Berrien Springs, Mich./Berrien Springs
44	Hunter Buczkowski	FB	6-0	240	Jr./So.	Mount Pleasant, Mich./Mount Pleasant
44	Mitch Stanitzek	DL	6-4	250	Sr./Sr.	Grand Rapids, Mich./West Catholic
45	Troy Hairston	LB	5-11	224	Jr./So.	Birmingham, Mich./Birmingham Seaholm
46	Joel Wilson	TE	6-4	220	Fr./Fr.	Petoskey, Mich./Petoskey
47	Sean Adesanya	DL	6-3	250	Sr./Sr.	Rahway, N.J./Illinois
48	Oakley Lavallii	FB	5-11	215	Jr./So.	Boca Raton, Fla./West
49	Luke Idoni	LS	6-1	220	Sr./Sr.	Fenton, Mich./Fenton
50	Jamezz Kimbrough	OL	6-2	247	So./Fr.	Homewood, Ill./Flossmoor
51	Shawn Wiley	OL	6-2	296	Fr./Fr.	Jacksonville, Fla./First Coast
52	Leon Page	DL	6-3	235	Jr./So.	Detroit, Mich./Martin Luther King
53	Joe Tingelhoff	OL	6-1	295	Fr./Fr.	Ellsworth, Wis./IMG Academy
54	JaRaymond Hall	OL	6-5	285	So./Fr.	Detroit, Mich./Michigan
55	Romello Tarver	DL	6-5	250	Fr./Fr.	Delray Beach, Fla./Oxbridge Academy
56	Derek Smith	OL	6-5	280	Jr./So.	Grand Rapids, Mich./Kenowa Hills
57	NeVen Simington	DL	6-4	240	Fr./Fr.	Saginaw, Mich./Saginaw
58	Joe Komel	OL	6-4	300	Sr./Sr.	Elburn, Ill./Kaneland
59	Tico Brown	DL	6-2	276	Fr./Fr.	Kokomo, Ind./Homestead
60	Steve Eipper	OL	6-4	285	Sr./Jr.	Greenville, Mich./Greenville
63	Brady Buell	K/P	5-11	208	So./Fr.	Traverse City, Mich./St. Francis
64	Alex Neering	OL	6-6	265	Sr./Sr.	Essexville, Mich./Garber
66	Tyden Ferris	OL	6-4	276	Fr./Fr.	Delton, Mich./Delton-Kellogg
68	Erik Ditzhazy	OL	6-5	273	So./Fr.	Grand Rapids, Mich./Forest Hills Northern
70	Johnathan Berghorst	DL	6-2	267	Fr./Fr.	Zeeland, Mich./East
70	Shakir Carr	OL	6-4	320	Sr./Sr.	South Bend, Ind./Clay
71	Robi Stuart	DL	6-2	296	So./So.	Saginaw, Mich./Nouvel Catholic Central
73	Nolan Eike	OL	6-6	270	Fr./Fr.	Batavia, Ill./Batavia
75	Jeff Strome	OL	6-2	285	Jr./So.	Dearborn, Mich./Edsel Ford
76	Jeff McCarty	LS	6-2	275	So./Fr.	Lake Orion, Mich./Lake Orion
77	Andy Adado	OL	6-3	275	Sr./Jr.	Holt, Mich./Northern Michigan
78	Clayton Walderzak	OL	6-4	270	Sr./Sr.	Standish, Mich./Standish-Sterling Central
79	Nick Follmer	OL	6-4	276	So./Fr.	Wentzville, Mo./Liberty
80	Drayton Law	WR	6-4	194	So./Fr.	Mobile, Ala./Baker
81	Keegan Cossou	TE	6-5	240	So./Fr.	Greenville, Mich./Greenville
82	Cameron Cole	WR	6-0	185	Sr./Jr.	Saline, Mich./Saline
83	Trevor Conklin	WR	5-11	220	Sr./Jr.	Chesterfield, Mich./Findlay
84	Bailey Edwards	WR	6-1	185	So./Fr.	Chelsea, Mich./Chelsea
85	Jonathan Carson	DE	6-3	245	Sr./Sr.	Milwaukee, Wis./Messmer Catholic
86	Kalil Pimpleton	WR	6-1	175	So./Fr.	Muskegon, Mich./Virginia Tech
87	Logan Hessbrook	TE	6-3	235	Sr./Sr.	Ithaca, Mich./Saginaw Valley State
88	Bernhard Raimann	TE	6-7	245	Fr./Fr.	Steinbrunn, Austria/Delton-Kellogg
89	Gervon Winn	WR	6-1	175	Jr./So.	West Bloomfield, Mich./West Bloomfield
90	Evan Plate	DL	6-2	226	Fr./Fr.	Greenville, Mich./Greenville
92	Dante Cleveland	DL	6-2	270	Jr./So.	Hoffman Estates, Ill./Hoffman Estates
95	D'Andre Dill	DL	6-1	310	Sr./Jr.	Chester, Pa./Chester
97	Darrick Gibson	DL	6-1	325	Jr./So.	Macomb, Mich./Chippewa Valley
98	LaQuan Johnson	DL	6-3	255	Fr./Fr.	Flint, Mich./Burton Bendle
99	Josh Eldridge	DL	6-3	260	Jr./So.	Detroit, Mich./Clintondale
99	Jack Sheldon	P	6-1	180	Sr./Sr.	Echuca, Victoria, Australia
	Xavier Crawford	DB	6-1	190	Sr./Jr.	Pittsburg, Calif./Oregon State
	Andrew Ward	LB	6-1	210	So./Fr.	Muskegon, Mich./Nebraska

Roster by Position

Defensive Back	17
Defensive Line	12
Offensive Line	12
Running Back	7
Wide Receiver	14
Linebacker.....	11
Tight End	4
Quarterback	3
Fullback.....	2
Long Snapper	2
Punter.....	2
Kicker	1

Roster by State

Michigan.....	55
Illinois.....	6
Florida.....	3
Alabama.....	2
Georgia.....	2
Indiana	2
Ohio.....	2
Pennsylvania	2
Wisconsin	1
Colorado	1
Kentucky.....	1
Missouri.....	1
North Carolina	1
New York.....	1

Roster by Year

True Freshmen.....	10
Redshirt Freshmen.....	20
Sophomores.....	4
Redshirt Sophomores	14
Juniors	14
Redshirt Juniors	7
Seniors.....	18

Pronunciation Guide

Andy Adado	UH-dah-doe	Kumehnnu Gwilly	Koo-me-han-ew
John Bonamego	BAH-nuh-me-go	Luke Idoni	EYE-doe-nee
Alex Briones	BRE-ownes	Oakley Lavallii	Luh-val-ee
Hunter Buczkowski ...	Booch-KOW-skee	Tony Poljan	POLE-jan
Shakir Carr	Shuh-KEER	Jamil Sabbagh	SA-baugh
Keegan Cossou	COO-sow	Devon Spalding.....	De-vinn
Steve Eipper	EYE-per	Clayton Walderzak	Wall-der-zak
Malik Fountain.....	Muh-LEEK		



MEET THE COACHES



JOHN BONAMEGO

**Head Coach
Fourth Season**

The Bonamego File

CollegeCMU, 1987
Family..... Wife, Paulette;
Daughter, Bellina;
Sons, Javier & Giovanni

Coaching History

1988–1991Maine
Assistant Coach
1992..... Lehigh
Assistant Coach
1993–1998 Army
Assistant Coach
1999–2001 ...Jacksonville Jaguars
Assist. Special Teams Coach
2002.....Jacksonville Jaguars
Special Teams Coordinator
2003–2005Green Bay Packers
Special Teams Coordinator
2006–2007 New Orleans Saints
Special Teams Coordinator
2008–2010 Miami Dolphins
Special Teams Coordinator
2011 New Orleans Saints
Assist. Special Teams Coach
2012.....Jacksonville Jaguars
Special Teams Coordinator
2013–14 Detroit Lions
Special Teams Coordinator
2015–Present..... Central Michigan
Head Coach

In three seasons as a collegiate head football coach, John Bonamego has led Central Michigan to three bowl games, a victory over a Top-25-ranked team, two victories over opponents from Power 5 conferences, and one Mid-American Conference West Division co-championship.

Bonamego became the 28th head coach in Central Michigan football history on Feb. 8, 2015. He played at CMU for the legendary Herb Deromedi in the mid 1980s, and he proclaimed the position his “dream job” as he became the first CMU alum to lead the program since Bill Kelly from 1951-66.

Just months after being named to lead the Chippewas, Bonamego was diagnosed with cancer and underwent chemotherapy and radiation treatments. Bonamego was pronounced cancer free in November 2015, just as the Chippewas were surging down the stretch, winning five of their last six regular-season games.

Bonamego led the Chippewas to an 8-5 finish including 6-2 in the Mid-American Conference in 2017, and to a berth in the Famous Idaho Potato Bowl.

Included in CMU’s victories was a 45-28 road triumph over Big 12 member Kansas, and a mid-late season surge during which the Chippewas won six of seven games.

Among the Chippewas’ wins was a dramatic come-from-behind 35-28 victory over bitter rival Western Michigan in Kalamazoo before a national television audience.

CMU also topped in-state rival Eastern Michigan. That victory, coupled with the win over Western, gave the Chippewas the Michigan MAC Trophy.

In his first season in charge of the program, Bonamego led the Chippewas to a 7-6 finish, the Mid-American Conference West Division championship and a berth in the Quick Lane Bowl at Ford Field in Detroit.

In 2016, CMU stunned No. 22-ranked Oklahoma State, winning on a no-time-on-the-clock final catch and lateral touchdown. The play was featured for days on televised sports shows and discussion over the penalty that led to CMU’s last-gasp play continued throughout the season. The Chippewas finished the season with an appearance in the Miami Beach Bowl.

CMU placed 13 players on the Academic All-MAC football team in 2017, and nine were named to the all-conference team. Two of those players, cornerback Amari Coleman and defensive end Joe Ostman, landed on the All-MAC First Team Defense.

Overall, 45 CMU players have earned Academic All-MAC honors and 23 have been named to All-MAC teams in Bonamego’s three seasons at CMU.

Among the standouts who have been mentored by Bonamego at CMU is quarterback Cooper Rush, who is now a member of the Dallas Cowboys of the NFL. Tight end Tyler Conklin was selected in the fifth round of the 2018 NFL Draft by the Minnesota Vikings, and wide receiver Mark Chapman was taken by the Hamilton Tiger-Cats with the first overall pick in the 2018 CFL Draft.

CMU is one of six institutions to have produced both a No. 1 pick in the NFL Draft and a No. 1 pick in the CFL Draft.

Under Bonamego, the CMU football program continues to lend a hand in the Mount Pleasant Community and the region. Players and coaches volunteer for the annual Special Olympics games each spring, and helped with renovations and cleanup in March at Eagle Village, a home for teens, in Hersey, Mich.

Prior to taking the reins of the CMU program, Bonamego, who graduated from Paw Paw High School in southwest Michigan, spent 16 years in the National Football League as an assistant, primarily as a special teams coordinator. His NFL stops:

- Detroit Lions, 2013-14, special teams coordinator. He helped punter Sam Martin record the top-two single-season marks for net punting average in team history with a 40.4-yard average in 2013 and a 40.1 mark in 2014.
- Jacksonville Jaguars, 2012, special teams coordinator. He was instrumental in the development of rookie punter Bryan Anger, who set franchise records for punting average (47.8) and net punting average (40.8), with both totals leading all rookie punters.
- New Orleans Saints, 2011, assistant special teams coordinator in a year the Saints went 13-3.
- Miami Dolphins, 2008-10, special teams coordinator. Bonamego developed young specialists, including kicker Dan Carpenter, punter Brandon Fields, and kick returner Ted Ginn Jr. Carpenter was selected to the 2009 Pro Bowl after making 25 of 28 field goals. Fields set a franchise record for net punting average (39.9), and Ginn was the first NFL player in 42 years to have two returns for touchdowns in the same quarter. The Dolphins won the 2008 AFC East crown as they put together the biggest turnaround in NFL history, going from 1-15 in 2007 to 11-5 in '08.
- New Orleans Saints, 2006-07, special teams coordinator. Bonamego was part of one of the most important games in NFL history: the first post-Katrina game in the Superdome. The Saints' Steve Gleason blocked a punt vs. Atlanta, and the ball was recovered for a touchdown in the first quarter. New Orleans also blocked a field goal later in that game.
- Green Bay Packers, 2003-05, special teams coordinator. The Packers had four game-winning field goals in 2004, the most by the team since the 1970 NFL-AFL merger.
- Jacksonville Jaguars, 1999-2001, assistant special teams coach. Bonamego worked as the assistant special teams coach under legendary NFL special teams coach Frank Ganzs and was promoted to special teams coordinator in 2002.

Bonamego earned his degree in health fitness from CMU in 1987 and turned to coaching immediately. He received an honorary doctorate degree from Central Michigan after serving as the university's commencement speaker in May 2009.

He got his start in college coaching as an assistant at Maine from 1988-91. He went to Lehigh in 1992, and spent five years as an assistant with Army from 1993-98.

Bonamego and his wife, Paulette, have three children, Javier, Giovanni and Bellina.

WHAT THEY ARE SAYING ABOUT JOHN BONAMEGO

CMU HALL OF FAME FOOTBALL HEAD COACH HERB DEROMEDI

"I am very excited for John, and I think he will do a great job leading the program. What you see is what you get with John, he is a very genuine person who values the people around him. John is very knowledgeable about the game of football and understands the importance of being technically sound in every area. He will relate well with people, from players, to high school coaches and recruits.

"Coaching John was a fantastic experience. He was 100 percent committed to doing whatever the team needed to win. John's teammates loved him because of those selfless actions, and he was one of the most popular players on the team. John has always loved Central Michigan and he will represent CMU with great conviction and loyalty as the head football coach."

DETROIT LIONS HEAD COACH JIM CALDWELL

"It's not very often where a guy in our profession has an opportunity to coach his alma mater. It's a very special, unique opportunity. John has spoken often about having an opportunity to coach at Central Michigan, and I think it was really – I don't know if you want to call it his bucket list – but one of his ultimate goals."

BALTIMORE RAVENS HEAD COACH JOHN HARBAUGH

"John is an experienced, very enthusiastic and energetic football coach. He loves Central, and I know this opportunity has been a dream of his for many years. He has worked extremely hard to make it happen. The CMU administration has found a great motivator, and John will be a tireless recruiter. It's a bold hire, and I congratulate CMU for making it."

IOWA HEAD COACH KIRK FERENTZ

"The thing that stuck out most about John when I worked with him at Maine was his passion and love for the game of football. He made the game enjoyable for the people around him, and his energy is infectious. John's love of CMU was clear from the moment I met him, and those feelings have remained strong during the past 20-plus years we have known each other. John is a fantastic teacher, and he will make sure his players are prepared for every situation during a game. I think CMU has made a terrific hire, and I know John will do a great job."



GREG COLBY

**Defensive Coordinator
Fourth Season**

The Colby File

College Illinois, 1975
Family..... Wife, Janet;
Sons: Matt, Mike

Coaching History

1974-75 Illinois
Graduate Assistant
1975-77 Marshall (Ill.) HS
Defensive Coordinator
1977-78 Illinois
Graduate Assistant
1979-88 ... Danville Schlarmann (Ill.) HS
Head Coach
1982-86 Naperville (Ill.) HS
Head Coach
1986-88 Michigan State
D-Line Grad. Assistant
1988-95 Illinois
Linebackers, Special Teams
1995-97 Michigan State
Defensive Line/Inside
Linebackers/Special Teams
1998-2001 Kent State
Defensive Coordinator/
Defensive Line/Linebackers
2002-07 Northwestern
Defensive Coordinator
2008-12 Millersville
Head Coach
2013-14 Illinois
Defensive Line
2015-Present Central Michigan
Defensive Coordinator/
Linebackers

Greg Colby, a veteran with some 40 years in the college coaching business, is in his fourth year as Central Michigan's defensive coordinator.

In 2017, Colby pulled the levers on a unit that was No. 1 against the pass in the Mid-American Conference, surrendering an average of 185.5 yards per game through the air. The Chippewas ranked fourth in the conference in total defense, and allowed an average of 5 yards per play, which was second best in the MAC.

The Chippewa secondary, led by Josh Cox, Amari Coleman and Sean Bunting, recorded 19 interceptions, which tied for the seventh most among Football Bowl Subdivision teams and co-led the MAC. Cox had six of those interceptions, tying for the second most in a season in CMU history. Coleman, a shutdown corner, was named First Team All-MAC for the second consecutive season.

Colby's defense forced 31 turnovers, leading the MAC and ranking third nationally in that category.

The CMU secondary's performance would have been possible if not for the work up front by a defensive line led by senior end Joe Ostman, a First Team All-MAC selection who led the nation in both total sacks (14) and sacks per game (1.27). Ostman's sack total is the second highest in a single season in CMU history.

Ostman finished the year with 20.5 tackles-for-loss, and he finished his career with 28 career sacks, which ranks second in program history. He also tied for fifth in the nation by forcing four fumbles in 2017.

Colby joined coach John Bonamego's staff prior to the 2015 season, and he immediately made an impact as his defense ranked second in the MAC and 16th among Football Bowl Subdivision teams. Bonamego nominated Colby for the Frank Broyles Award, which goes to the top assistant coach in college football.

Colby served as the defensive line coach at Illinois from 2012-14, as the defensive coordinator at Northwestern from 2002-07, and as the defensive coordinator at Kent State from 1998-2001. From 2008-12, Colby was the head coach at NCAA Division II Millersville (Pa.) University.

At Northwestern, Colby helped the Wildcats to three consecutive six-win seasons, the first time Northwestern had accomplished that feat in 70 years, along with berths in the Motor City Bowl (2003) and Sun Bowl (2005).

At Kent State, Colby's 2001 defense was ranked third in the MAC as the Golden Flashes posted their first winning season in 14 years.

Colby held assistant coaching posts at Michigan State and Illinois from 1988-97, serving primarily on the defensive side of the ball and as a special teams coordinator while working under the likes of head coaches Nick Saban, John Mackovic and Lou Tepper.

He helped Michigan State to bowl appearances in all three seasons in which he served under Saban, and at Illinois, he helped the Illini to the Big Ten title in '89 and six bowl berths.

Colby earned a bachelor of science degree from Illinois in 1975 after spending three years as a starter on both the football and baseball teams. He was a two-time All-Stater in both sports at Danville High School.

Colby and his wife, Janet, have two sons, Matt and Mike.



CHRIS OSTROWSKY

Offensive Coordinator/Quarterbacks Second Season

The Ostrowsky File

College ... Jersey City State, 1994
Family.....Wife: Jennifer;
Sons, Jackson, Joseph
Daughter, Hope

Coaching History

1995-96Seton Hall Preparatory
Quarterbacks/Wide Receivers
1997-01East Side, Newark, N. J
Head Coach
2001-07Washington and Lee
Offensive Coordinator
QB's and Wide Receivers
Recruiting Coordinator
2004-07Widener
Assistant Head Coach
Offensive Coordinator
Quarterbacks Coach
2007-2010Northeastern
Quarterbacks
Pass Game Coordinator
Recruiting Coordinator
2010Northern Michigan
Offensive Coordinator/QBs
2011-2016Northern Michigan
Head Coach
2017-PresentCentral Michigan
Offensive Coordinator/QBs

Chris Ostrowsky's offense proved to be explosive, efficient and exciting to watch in 2017, his first season at Central Michigan's offensive coordinator.

Utilizing an uptempo, no-huddle set, the Chippewas averaged more than 389 yards per game, including 255.7 yards through the air.

The offense hit on all cylinders as familiarity with the system took hold. The Chippewas averaged 41-plus points per over the final five regular-season games, and 28-plus for the season. Quarterback Shane Morris threw for an average of 249 yards per game, ranking second in the Mid-American Conference in that category, and his 27 touchdown passes tied for the second most in program history.

Morris also etched his name on the single-season chart, totaling 3,237 passing yards, the seventh highest in program history.

CMU running back Jonathan Ward enjoyed a breakout sophomore season, rolling up 1,489 all-purpose yards, which was third best in the MAC. His 13 touchdowns tied for fifth in the league.

Ward finished with 1,052 rushing yards, becoming the first CMU ball carrier to break the 1,000-yard mark since 2014. His 78.4-yard-per-game rushing average ranked fourth in the MAC.

A bevy of receivers – including Mark Chapman, Corey Willis and Tyler Conklin – enjoyed career-best campaigns in Ostrowsky's system. Chapman, who averaged 14.8 yards per catch and caught five TD passes, was taken by the Hamilton Tiger-Cats with the No. 1 overall pick in April in the CFL draft, while Conklin went to the Minnesota Vikings in the fifth round of the NFL draft.

Willis, Ward, Conklin, Chapman and offensive lineman J.P. Quinn were among the nine Chippewas to earn All-MAC honors.

Among the many Chippewa highlights on the offensive side of the ball in 2017 was Morris' performance in a 45-27 victory at Kansas. The southpaw sliced up the Jayhawk defense to the turn of 467 yards and five touchdowns. The yardage total and the TD pass total were both the third-highest in program history, and Morris earned the MAC West Offensive Player of the Week Award for his performance.

Ostrowsky came to CMU after five seasons as the head coach at Northern Michigan University, where his high-octane offense increasingly produced eye-popping numbers, including an average of 31.7 points and more than 386 yards combined in the 2015 and 2016 seasons.

Under Ostrowsky, the Wildcats established 28 program records, including several by quarterback Shayne Brown. Among Brown's NMU marks are career TD passes (75), career passing yards (9,267) and single-season passing yards (3,123). Also among the NMU records set under Ostrowsky's watch was a 92-yard TD pass play, the longest in program history.

He graduated from Roselle Park High School, where he played quarterback, and he went on to play at New Jersey City University.

Ostrowsky and his wife, Jennifer, have three children, Jackson, Joseph and Hope.



TONY COAXUM

**Special Teams Coordinator
First Season**

The Coaxum File

College ..Army West Point, 2000

Family.....

Coaching History

2005-06Henry County HS
Assistant Coach

2007-08 Army
Linebackers

2009-13 Army
Cornerbacks

2014-15 Baltimore Ravens
Special Teams Intern

2015-17 Denver Broncos
Assistant Special Teams Coord.

2018-PresentCentral Michigan
Special Teams Coordinator

Tony Coaxum joined coach John Bonamego's Central Michigan football staff in February, 2018, and serves as the Chippewas' special teams/cornerbacks coach.

Coaxum has longstanding ties to both Bonamego and Chippewa defensive line coach George Ricumstrict. Bonamego served as an assistant coach Army West Point from 1993-98, and Ricumstrict also was an assistant there in 1997. Coaxum played defensive back for the Black Knights, graduating in 2000.

Coaxum brings more than a decade worth of coaching experience to CMU. Among his collegiate coaching stops were two stints as an assistant at Army, and he was part of a fellowship program for the New York Giants and Tampa Bay Buccaneers, an intern with the Baltimore Ravens, and an assistant special teams coordinator with the Denver Broncos.

Coaxum was on the Denver staff when the Broncos won Super Bowl 50 in 2016.



MIKE DIETZEL

Linebackers Fourth Season

The Dietzel File

College Otterbein, 1985
Family Wife, Jennifer;
Son, Taylor

Coaching History

1985-86 Colorado
Graduate Assistant
1987 Earlham College
Defensive Coordinator
1988 Penn
Inside Linebackers
1989-90 Michigan
Graduate Assistant
1991 Penn
Inside Linebackers
1992-93 Army
JV Head Coach
1994 Johns Hopkins
Defensive Coordinator
1995-99 Army
*Running Backs/Wide
Receivers/Tight Ends*
2001 NY/NJ Hitman (XFL)
*Defensive Passing Game
Coordinator/Secondary*
2001-02 Kent State
*Defensive Coordinator/
Secondary*
2003-09 Western Kentucky
*Defensive Coordinator/
Secondary/Linebackers/
Special Teams Coordinator*
2010-2014 Buffalo
*Co-Special Teams
Coordinator/Recruiting
Coordinator/Safeties*
2015-Present Central Michigan
*Special Teams Coordinator/
Safeties
Linebackers*

Mike Dietzel is in his fourth year on coach John Bonamego's Central Michigan coaching staff, and his second as the team's linebackers coach. In 2017, Dietzel oversaw a unit that served as the backbone of a CMU defense that ranked third nationally with 31 forced turnovers and ranked seventh in the country with 19 interceptions.

Middle linebacker Malik Fountain, who returns for his senior year in 2018, led the Chippewas in tackles with 89, while another returnee to the corps, Alex Briones, ranked third on the team with 83 stops and led the Chippewas with three fumble recoveries. Fountain earned Second Team All-Mid-American Conference honors.

The Dietzel-led linebacking corps played a major factor in the Chippewas' ability to hold opponents to 5 yards per offensive play, which ranked second in the MAC.

During Dietzel's first season at CMU in 2015, he coached the safeties and served as the special teams coordinator and the Chippewas ranked among the best Football Bowl Subdivision teams in two critical categories: blocked punts (second with three) and total blocked kicks (seventh with four).

Dietzel coached safety Kavon Frazier as the senior led CMU with 108 tackles in 2015, earning Second Team All-Mid-American Conference honors. Frazier was selected by the Dallas Cowboys in the sixth round of the 2015 NFL Draft and remains with the Cowboys.

Among the many standouts Dietzel has coached during his time in Mount Pleasant is former kicker Brian Eavey, who made 16 of his 24 field goal attempts and was a Second Team All-MAC performer in 2015.

Dietzel served as an assistant at Buffalo from 2010-14. During his time with the Bulls, he helped lead them to an 8-5 finish and a berth in the Famous Idaho Potato Bowl in 2013. It marked just the second winning season in Buffalo history.

Buffalo's defense ranked second in the MAC in 2012 and 2013, and Dietzel's kickoff coverage unit ranked eighth in the nation in 2013. The Bulls also finished a plus-29 in turnovers that season, ranking 14th nationally.

Before arriving at Buffalo, Dietzel spent seven years (2003-09) as the secondary/linebackers coach and special teams coordinator at Western Kentucky; two years (2001-02) as the defensive coordinator/secondary coach at Kent State; two stints (1992-93 and '95-99) as an assistant at Army, where he served alongside Bonamego; one year (1994) as the defensive coordinator/secondary coach at Johns Hopkins; two years (1988 and '91) as an assistant at Pennsylvania; and one (1987) at Earlham College.

Dietzel also spent a year in the professional ranks as an assistant with the New York/New Jersey Hitmen of the XFL.

Dietzel worked as a graduate assistant at Colorado and at Michigan, and also served as the track and field coach at Johns Hopkins.

Dietzel played high school football in Sharon, Pa., and earned his bachelor's degree from Otterbein College in Westerville, Ohio; and his master's from Colorado.

Dietzel and his wife, Jennifer, have a son, Taylor.



JAYDEN EVERETT

Running Backs Second Season

Jayden Everett made an immediate impact in 2017, his first season on John Bonaemego's Central Michigan football staff.

Then-sophomore Jonathan Ward emerged as a budding star under Everett's tutelage, rushing for 1,019 yards, rolling up 470 yards in receptions, and scoring 13 touchdowns. He became the first CMU back to rush for 1,000 yards since 2014.

Ward, who ranked second in the MAC with an average of 5.7 yards per carry, is among a slew of talented returnees with whom Everett will work in 2017. Among those also returning are Kumehnna Gwilly, Devon Spalding and Romello Ross, each of whom has been highly productive throughout their careers, both running the ball and catching it.

Before joining the Chippewas, Everett spent the previous four seasons as Indiana State's running backs coach, and he also served as ISU's recruiting coordinator in 2016.

Everett also has coached at Hutchinson Community College, where he spent three seasons as recruiting coordinator and running backs coach. He helped develop first-round NFL Draft pick and All-Pro wide receiver Cordarrelle Patterson, who went on to play at the University of Tennessee before being drafted by the Minnesota Vikings.

Everett played linebacker for three seasons at Indiana State, and he was the team's co-Most Valuable Player and defensive captain as a senior.

The Everett File

CollegeIndiana State
FamilyWife, Susan
.....Children: Vera Jade,
.....Kaenan Teke

Coaching History

2010-12Hutchinson CC
Running Backs
Recruiting Coordinator
2009, 2013-16Indiana State
Running Backs
Recruiting Coordinator (2016)
2017-present.....Central Michigan
Running Backs



DEREK FRAZIER

Run Game Coordinator/Offensive Line Fourth Season

The Frazier File

College ...Northern Colorado, 1978
Family.....Wife, Taryn;
Daughter, Katelyn &
Son, James

Coaching History

1997.....Juneau-Douglas (Alaska) H.S.
Offensive Line
1998-2000.....Nichols College
*Offensive Coordinator/
Offensive Line*
2001-02.....Adams State College
Offensive Line
2003-04.....Fresno State
Graduate Assistant
2005.....Northern Arizona
*Offensive Line/Recruiting
Coordinator*
2006-08.....Fresno State
Offensive Line
2009-11.....Fresno State
*Offensive Line/Run-Game
Coordinator*
2012-2014.....Colorado State
Offensive Line
2015-Present.....Central Michigan
Offensive Line

Derek Frazier is in his fourth year on John Bonamego's Central Michigan football staff, and he is in his second season in his current role of offensive line coach/run-game coordinator.

In 2017, Frazier led an offensive line anchored by veteran J.P. Quinn – a Third Team All-MAC selection – that paved the way for Jonathan Ward to become CMU's first 1,000-yard rusher since 2014 as the sophomore running back averaged 5.7 yards per carry, which ranked second in the Mid-American Conference and 40th in the nation.

In addition, Frazier's offensive line protected quarterback Shane Morris in the Chippewas no-huddle, uptempo scheme, helping the signal-caller to a memorable year in which he threw for 3,237 yards and 27 touchdowns.

Morris' yardage total is the seventh best for a single season in program history, and his TD-pass total is tied for the second best in CMU lore.

Among the leaders on the offensive line who return in 2018 are Steve Eipper and Shakier Carr.

In 2015 and 2016, Frazier led a unit that protected quarterback Cooper Rush as the signal caller developed into one of the best to ever play for CMU, finishing his career second in program history in passing yardage (12,891) and touchdown passes (90).

Among Frazier's top protégés during his time at CMU are two-time First Team All-MAC center Nick Beamish along with the likes of Ramadan Ahmeti and Quinn.

Prior to his arrival in Mount Pleasant, Frazier spent three seasons as the offensive line coach at Colorado State, where he helped lead a program that went from four victories in his first season (2012) to 10 in 2014. The Rams went from the ninth-ranked offense in the Mountain West Conference in 2012 to its second-ranked in 2014.

Frazier's offensive line paved the way as the Rams' Kapri Bibbs rushed for 1,741 yards and 31 touchdowns in 2013.

Two Frazier-coached offensive linemen from Colorado State, Ty Sambrailo and Weston Richburg, earned First Team All-Mountain West honors and Richburg was selected in the second round of the NFL draft by the New York Giants. He is one of several players that Frazier has mentored who was drafted by an NFL team or signed professionally as a free agent.

Prior to, Frazier served as an assistant, primarily on the offensive line or, in some cases, as the offensive coordinator, at Fresno State (2006-11 and '03-04), Northern Arizona ('05-06), Adams State (Colorado) College (2001), Nichols (Mass.) College (2000).

Frazier earned four letters as an offensive lineman at Northern Colorado and was the starting center on the Bears' NCAA Division II national championship team in 1996. He earned the team's Most Inspirational Offensive Player Award that season.

Frazier earned his bachelor's degree from Northern Colorado and his master's degree from Nichols College. He and his wife, Taryn, have two children, a daughter, Katelyn; and a son, James.



CORY HALL

Defensive Pass Game/Defensive Backs First Season

Cory Hall, who spent the past two seasons coaching cornerbacks at Oregon State, joined John Bonaemego's Central Michigan football staff as the secondary coach and defensive pass game coordinator in March.

Hall served as Oregon State's interim coach during the final six games of the 2017 season. He coached defensive backs at Weber State in 2015 after serving as a graduate assistant at Wisconsin in 2014.

Hall played six seasons in the NFL as a defensive back with the Cincinnati Bengals and Atlanta Falcons. He had six sacks and three interceptions in 87 career games.

Hall played collegiately at Fresno State from 1995-98 and was taken by the Bengals in the third round of the NFL Draft in '99.

Hall earned a bachelor's degree in organizational management from Ashford University. He and his wife, Sarah, have six children, Cory Jr., Kyland, Jaden, Nya, Iliah and London.

The Hall File

College Ashford, 2010
Family..... Wife, Sarah
Children, Cory Jr., Kyland,
Jaden, Nya, Iliah, London

Coaching History

2006..... Washington State
Graduate Assistant
2008-11 Clovis North HS (Cali)
2011-13 Clovis North HS (Cali)
2014..... Wisconsin
Graduate Assistant
2015..... Weber State
Defensive backs
2016..... Oregon State
Cornerbacks
2017..... Oregon State
Interim Head Coach
2018-Present..... Central Michigan
*Defensive Pass Game/
Defensive Backs*



MARCUS KNIGHT

Wide Receivers Second Season

The Knight File

CollegeMichigan, 2007
Family.....Wife, Kelli

Coaching History

2008-11 Valparaiso
Wide Receivers
2012-16Northern Michigan
*Wide Receiver/
Recruiting Coordinator*
2017-PresentCentral Michigan
Wide Receivers

Marcus Knight joined John Bonamego's Central Michigan football staff as the wide receivers coach prior to the 2017 season, and he led a standout group of veterans who excelled in the Chippewas' no-huddle up tempo offense.

Knight's receiving corps, led by the likes of Corey Willis and Mark Chapman, amassed 3,324 yards and caught 27 touchdown passes as the Chippewas finished 8-5 and earned a berth in the Famous Idaho Potato Bowl in 2017.

Both Chapman and Willis closed standout careers at their respective peaks: Willis caught 45 passes for 669 yards and nine TDs, and Chapman finished with 59 receptions for 875 yards and five scores. In April, Chapman was selected by the Hamilton Tiger-Cats with the No. 1 overall pick in the CFL draft.

The Chippewa passing game averaged 255.7 yards per game in 2017, ranking fourth in the MAC.

Knight, 39, played wide receiver at Michigan, helping the Wolverines to the national title in 1997 and a victory in the 1998 Rose Bowl. He played with the Oakland Raiders in the NFL from 2001-02 and played in Super Bowl XXXVII. He spent the 2004 season with the Tampa Bay Buccaneers and also played in the Arena Football League and in NFL Europe.

Knight served as the wide receivers coach, the passing game coordinator, and the recruiting coordinator at Northern Michigan from 2012-16, and from 2008-11 was an assistant at Valparaiso. He broke into coaching at Grenada (Calif.) High School.

Knight holds the distinction of having played in championship games on the professional, collegiate and high school levels. He was a four-year letter winner at U-M and was named All-Big Ten Second Team in '99, leading the Wolverines in yards per catch (20.4). When he left the program, he ranked 13th in career receptions (88) and 11th in career receiving yards (1,508).

He earned a bachelor's degree from Michigan in 2007 and his master's in sports administration from Valparaiso in 2010.



GEORGE RICUMSTRICT

**Defensive Line
Sixth Season**

The Ricumstrict File

College CMU, 1990
Family..... Wife, Sandy;
Sons, Obie and Anton

Coaching History

1991..... Central Michigan
Graduate Assistant
1993-94 Northwood
Linebackers
1995..... Wayne State
Linebackers
1996..... Michigan State
Defensive Backs
1997..... Army
Defensive Backs
1998-99 Missouri Southern
Defensive Backs/Linebackers
2000-03 Central Michigan
Special Teams/Linebackers
2004..... Miami (Ohio)
Linebackers
2005-10 Indiana
Co-Special Teams/Defensive
Ends/Linebackers
2011..... Central Missouri
Special Teams/Linebackers
2012..... Eastern Illinois
Defensive Ends
2013-Present..... Central Michigan
Defensive Line

George Ricumstrict, a former All-Mid-American Conference linebacker at CMU, is in his fifth season as the Chippewas' defensive line coach.

In 2017, Ricumstrict led a unit that played a critical role on a Chippewa defense that ranked third in the nation with 31 forced turnovers and ranked seventh with 19 interceptions.

Ricumstrict protégé Joe Ostman wrapped up his CMU career in 2017 as one of the best to ever play on the defensive front for the Chippewas.

Ostman finished his career with 28 sacks, ranking second in program history. In 2017, Ostman made 14 sacks, the second-highest total ever by a Chippewa, as he led the nation in total sacks and in sacks per game (1.27). He posted 20.5 tackles-for-loss.

Ricumstrict's defensive front, which also featured the likes of mainstay Mitch Stanitzek and up-and-coming Mike Danna, was unquestionably a major factor on a Chippewa defense that ranked No. 1 against the pass in the Mid-American Conference and limited opposing offenses to 5 yards per play, which ranked second in the league.

Among the many other highlights of Ricumstrict's tenure on the CMU coaching staff is the 2015 D line that led CMU's ascension to a No. 2 overall defense – and No. 16 ranking among all Football Bowl Subdivision programs – in the MAC; and the 2014 unit, that ranked No. 1 in the MAC and 29th in FBS.

Among the leaders of that 2014 unit was tackle Leterrius Walton, a First Team All-MAC selection who was selected by the Pittsburgh Steelers in the NFL Draft and who remains with the Steelers heading into the 2018 season.

Ricumstrict's coaching career spans two decades, all at the collegiate level, beginning in 1991 as a graduate assistant at CMU. He has served in a variety of coaching roles at Northwood (1993-94), Wayne State (1995), Michigan State (1996), Army (1997), and Missouri Southern (1998-99) before returning to CMU to coach linebackers and special teams from 2000-03.

Ricumstrict moved on to Miami (Ohio) in 2004 where he served as the linebackers coach, then went to Indiana where he coached special teams, linebackers and defensive ends from 2005-10.

In 2011, Ricumstrict worked as an assistant at Central Missouri and in 2012 at Eastern Illinois before returning to Mount Pleasant in 2013.

Ricumstrict was a four-year letterman from 1985-88 at CMU, and was named the Chippewas' Most Valuable Player and received Second Team All-MAC recognition as an inside linebacker as a senior.

He was twice honored that season as the MAC Defensive Player of the Week, the first for a 10-tackle performance against Montana State; and the second for a 10-stop, two-interception ledger against Toledo. He returned one of those picks against the Rockets 71 yards for a touchdown.

Ricumstrict earned both his bachelor's degree (1990) and master's degree (1992) from CMU.

Ricumstrict and his wife, Sandy, have two sons, Obie and Anton.



TAVITA THOMPSON

Tight Ends First Season

Tavita Thompson, who spent the past three seasons as a graduate assistant coach with Nebraska, joined the Central Michigan football staff in February 2017 as the tight ends coach.

Thompson worked with tight ends Cethan Carter and Tyler Hoppes at Nebraska. Carter is headed into his second season as a fullback with the Cincinnati Bengals. In 2017, Hoppes made 34 receptions, a Nebraska program record for a tight end.

Thompson was a graduate assistant on the Oregon State staff from 2012-14, working with tight ends and the offensive line. He was a defensive line coach for Pacific in 2011-12.

Thompson played on the offensive line at Oregon State from 2004-08 and was a member of four Oregon State teams that won bowl games. Thompson appeared in two preseason games for the New York Jets in 2009 and spent the 2010 season in the United Football League.

Thompson graduated from Oregon State in 2008 with a degree in human development and family studies. Thompson and his wife, Lindsay, have two children, Brycen and Tausani.

The Thompson File

College Oregon State, 2008
Family..... Wife, Lindsay
Children: Brycen, Tausani

Coaching History

2011-12 Pacific
Defensive Line Coach
2012-14 Oregon State
Graduate Assistant
2015-17 Nebraska
Graduate Assistant
2018-Present..... Central Michigan
Tight Ends



BEN PRESNELL

**Director of Football Operations
Sixth Season**

Ben Presnell is in his sixth season as a member of the Central Michigan University football staff.

As the director of operations, Presnell's duties include roster and scholarship management, coordination and administration of official and unofficial recruiting visits, serving as a liaison to NFL scouts, administering summer camps, along with overseeing the Chippewas' recruiting board.

Presnell has also served as the program's coordinator for recruiting and player personnel, as its quality control coach, as a special teams assistant, and as an intern in football operations. Presnell worked as an intern with the Detroit Lions during the NFL team's training camp for the 2013 season, working alongside CMU coach John Bonamego, who was then the Lions' special teams coordinator.

Presnell is the son of Plas Presnell, who spent 31 years as an assistant with the Chippewa program before retiring in 2014. Ben Presnell was raised in Mount Pleasant, is a graduate of Mount Pleasant High School, and brings a wealth of knowledge and experience with regard to the program, its personnel, the campus and the surrounding community.

He earned his bachelor's degree in entrepreneurship from CMU in 2004 and his master's in sports administration from CMU in 2013. He spent nearly a decade working in the online media business in Southern California where he was part of a team that helped launch two very successful online entertainment news websites and TV shows before he returned home to Mount Pleasant to pursue a career in athletics.

Presnell and his wife, Liz, have a daughter, Piper.



JASON NOVAK

**Strength and Conditioning
Fourth Season**

Jason Novak is in his fourth season as the strength and conditioning coach on John Bonamego's staff.

Novak worked as the assistant strength and conditioning coach with the NFL's Tennessee Titans from 2004-15.

Prior to joining the Titans, Novak served as the director of strength and conditioning at Yale where he handled the design and implementation of strength and conditioning programs for football, hockey, basketball, lacrosse, field hockey and baseball in 2003-04.

He served in a similar capacity at Alabama State from 2000-03, and worked as a graduate assistant/strength coach at both Baylor and Stephen F. Austin.

Novak earned a bachelor's degree from Stephen F. Austin and his master's degree from Baylor.

Novak and his wife, Michelle, have three children, Drew (10), Avery (8) and Gray (5).



ALBERT KARSCHNIA

**Director of Player Personnel
Second Season**

Albert Karschnia is in his second season as the director of player personnel on coach John Bonamego's staff.

Before his arrival in Mount Pleasant in 2017, Karschnia worked the previous two-plus years on the football staff at the Michigan, serving in various roles including that of assistant recruiting coordinator.

In that capacity, Karschnia was responsible for the oversight of recruitment of offensive players, directed on-campus recruiting efforts, and managed the program's preferred walk-on program.

A Michigan native and a graduate of St. Mary's Preparatory in Orchard Lake, Karschnia earned a bachelor of arts degree in sport management from Michigan in 2015. While at Michigan, he served as the Director of Professional Development and Alumni Relations Chair for the University of Michigan Sport Business Association.



JAY McDOWELL

**Video Coordinator
Ninth Season**

Jay McDowell is in his ninth year as Central Michigan football's video coordinator.

McDowell oversees the Chippewas' state-of-the-art video analysis system, the DragonFly game exchange system, eight student workers, the maintenance of the recruiting video database, manages the

Chippewas' iPad video and playbook system, coordinates the filming of all practices and games, and the production of highlight films and graphics.

McDowell was named the Mid-American Conference Video Coordinator of the Year in 2015 by the Collegiate Sports Video Association. The award, which is voted on by video coordinators at each MAC institution, is based on quality of work and professionalism.

McDowell came to CMU in 2010 from Southern Mississippi where he spent five years as the director of video operations and the assistant athletic director for sports technology.

McDowell served as the director of video operations at Louisiana at Monroe for five years, and in 2000 earned his first conference video coordinator of the year. McDowell has also worked at Colorado.

McDowell and his wife, Misty, have a son, Dakota, and a daughter, Mia.

Football Support Staff

Deb Goodwin.....Executive Secretary
Brian WieseHead Athletic Trainer
Eduardo Godoy Assistant Athletic Trainer
Michael McPikeEquipment Operations
Steve Ferentz.....Graduate Assistant
Corey Fuller.....Graduate Assistant
Zach StefoGraduate Assistant

Adam CoxQuality Control
Justin Joyce.....Quality Control
Darryl Tapp.....Quality Control
Zach Marti.....Analyst
Sam Elliot.....Operations Assistant
Brian SedaRecruiting Assistant
Jason Johnson.....Student Assistant



MICHAEL ALFORD

Director of Athletics
Second Year

After the most successful fundraising year in Chippewa Athletic Fund history, a trip to the Sweet Sixteen by the women's basketball team, championship seasons for the gymnastics and lacrosse teams and facility upgrades underway around the Central Michigan Athletics campus, Michael Alford enters his second year as Central Michigan's associate vice president and director of athletics.

Alford arrived at Central Michigan in July 2017 after a national search as a senior executive with a strong history of fundraising and marketing at the University of Oklahoma, the Dallas Cowboys, University of Alabama, ESPN, the University of Southern California, the Cincinnati Bengals and the University of Cincinnati.

In his first year at CMU, Alford:

- Teamed with CMU Advancement and Alumni Relations to craft a vision for the Chippewa Champions Alumni Center. The proposed building in the north end zone of Kelly/Shorts Stadium will serve as a year-round facility with offices for Advancement, Alumni and CMU Athletics staff. Along with football locker rooms, it will have sports medicine facilities and a nutrition center to serve all 485 CMU student-athletes, a field-level club for football fans on game day and loge boxes with access to an outdoor patio club. The expansive lobby will serve as a gathering spots for events.
- Oversaw the design and construction of new locker rooms and a team room for the soccer and gymnastics teams.
- Signed off on new turf and updates to the field hockey complex.
- Added signage to brand the Indoor Athletic Complex for all sports.
- Had graphics designed for the football tunnel to reflect the rich history of the program.
- CMU broke the all-time fundraising record set in 2010 by 40 percent in 2017-18.
- Saw Chippewa Athletic Fund membership hit an all-time high in memberships
- Hired new head coaches for field hockey, track and field and baseball.
- Launched a series of monthly "Fire Up Chats" to speak directly to CMU fans. Alford used this forum on cmuchippewas.com to address student-athlete success, lauded on-field performances and championships, outlined his vision for facility upgrades and stressed the importance of being part of the Chippewa Athletic Fund and other forms of giving.
- Started the Chippewa Leadership Academy to give CMU student-athletes a guided path from their time as a freshman to graduation to hear from on-campus and regional and national figures on the meaning of leadership. He also formed a captain's table that brings together a select group of seniors who dive deeper into leadership themes and serve as a sounding board to improve CMU Athletics.
- Saw CMU student-athletes collectively post a grade-point average above 3.0 for the 38th and 39th consecutive semesters.
- Developed an athletics diversity graduate assistantship program to increase diversity in job candidates

in athletics administration.

- Renegotiated CMU Athletics' sponsorship deal with Adidas to capture 400 percent more revenue.

At Oklahoma, Alford served as the senior associate athletics director for administration and development. Alford planned, raised funding and managed a \$160 million end zone facility project at Oklahoma and led several other capital campaigns. Also, he developed and designed the Sooner Club Preview Center built to enhance the capital campaigns. He led development, sport-specific marketing, oversaw several sports, was part of the Title IX, gender equity and diversity and inclusion teams, negotiated corporate sponsorship agreements and helped manage master plans for facilities.

He also led a period of rapid growth in the Sooner Club, the primary fund-raising group at Oklahoma. Under Alford's leadership, the Sooner Club set annual records for donations each year from 2013 to 2017, and membership increased to an all-time high of more than 12,000. He also established the Sooner Club's Young Alumni program. Alford's team was also responsible for coordinating capital campaigns.

Alford was recognized by College AD's panel of athletic directors as one of the 2016's "Next Up," a listing of senior-level administrators whom respected ADs identify as ready to take the next step and become an athletic director.

Alford was the senior director for corporate partnerships and sales for the Dallas Cowboys from 2008 to 2012, and he was the general manager of Crimson Tide Sports Marketing at the University of Alabama from 2004-2008.

As the senior director of corporate partnerships and sales for the Dallas Cowboys, Alford cultivated corporate relationships that resulted in more than \$400 million in contractual revenue for the club. He managed all aspects of programming for Cowboys Stadium, a state-of-the-art facility that opened in 2009 and has hosted numerous events, including Super Bowl XLV.

Alford's responsibilities at Alabama included corporate sponsorships, media contract negotiations, strategic planning, as well as the recruitment, management and training of the marketing and promotional staff. He was part of a senior management team that planned and implemented improvements to athletics facilities.

As a sports sales manager for ESPN, Alford developed media rights sales plans for the Los Angeles Angels of Anaheim and oversaw media and stadium sponsorships. At University of Southern California, he was involved in sponsorships, merchandising and contract negotiations, as well as the development of the Galen Events Center.

Alford's initial foray into professional sports came with the Cincinnati Bengals from 1997-2000. He served as director of group sales and corporate entertainment and as a corporate sales executive, securing sponsorships, in addition to managing suite and club seat sales for Paul Brown Stadium. He began his career in collegiate athletics as the assistant director of marketing at the University of Cincinnati from 1996-97.

Alford played baseball at Mississippi State University and at the University of Alabama at Birmingham, from which he earned a bachelor's degree in communications arts in 1993. He completed his master's degree in athletics administration at the University of Arkansas in 1995.

Alford's wife, Laura, played volleyball at Hawaii and coached at Cincinnati and UCI. Their daughter Audrey Alford is a senior volleyball player at Oklahoma. Daughters Ashley, 17, and Anna Leigh, 14, also play volleyball.

SENIOR LEADERSHIP TEAM

Michael Alford	Associate Vice President/Athletics Director
Craig Willey	Deputy Athletic Director/External Operations
Cristy Freese	Executive Associate AD/Sport Administration
Rob Peterson	Senior Associate AD/Internal Operations
TBD	Senior Associate AD/Revenue
Tera Albrecht	Associate AD for Student-Athlete Services
Brian Brunner	Associate AD for Development
Rachel Blunt	Associate AD for Institutional Support Services
Rob Wyman	Associate AD for Sport Admin. and Communications
TBD	Associate AD for Facilities and Event Operations
Jim Knight	Assistant AD for Communications and Marketing

HEAD COACHES



Jordan Bischel
Baseball



Keno Davis
Men's Basketball



Sue Guevara
Women's Basketball



Catherine Ostoich
Field Hockey



John Bonamego
Football



Jerry Reighard
Gymnastics



Sara Tisdale
Lacrosse



Peter McGahey
Soccer



Margo Jonker
Softball



Jenny Swieton
Track & Field/CC



Mike Gawlik
Volleyball



Tom Borrelli
Wrestling



MEET THE CHIPPEWAS




ANDY ADADO

Jr./Jr. • Offensive Line

6-3 • 275

Holt, Mich./Northern Michigan

77**2017:** Did not see game action.

NORMAN ANDERSON

So./Fr. • Defensive Back

6-0 • 175

Neptune Beach, Fla./Flechter

16


2017: Redshirted. **High school:** Recorded 45 tackles and four interceptions in senior year ... led team to 10-4 finish ... also lettered in track and field and ran leg on league-champion 4x100 relay team ... carried a 3.5 grade point average ... earned four letters ... played for coach Kevin Brown.

TREVOR APSEY

Sr./Sr. • Linebacker

6-0 • 215

Maple City, Mich./Glen Lake

11

	----Tackles----						-Fumbles-		-INT-	
	G	Solo	Ast	Total	TFL-Yds	Sacks	FR-Yds	FF	No-Yards	PBU
2015	13	13	2	15	0.0-0	0.0-0	1-0	0	0-0	0
2016	12	3	13	16	0.0-0	0.0-0	0-0	0	0-0	0
2017	12	12	8	20	0.5-5	0.5-5	1-0	0	0-0	0
Career	37	28	23	51	0.5-5	0.5-5	1-0	0	0-0	0

2017: Appeared in 12 games ... plays on special teams and in passing situations ... credited with 20 tackles, including 12 solos ... made season-high four tackles at Kent State (11/14) ... made a season-high three solo tackles vs. Ohio (10/7) ... made two tackles one solo and one assisted vs. Wyoming in Famous Idaho Potato Bowl. **2015:** Appeared in 13 games ... made 15 tackles, 13 unassisted ... made five tackles, including four unassisted, vs. Buffalo (10/17) ... had a pair of tackles against Minnesota (12/18) in the Quick Lane Bowl ... credited with a quarterback hurry vs. Ball State (10/24). **2014:** Redshirted, did not see game action

MICHAEL ARMSTRONG

Sr./Sr. • Kicker

5-10 • 180

Greensboro, N.C./SMU

37



Kicking	PAT	FGM-FGA	Pct.	01-19	20-29	30-39	40-49	50+	Lg	Blk
2017	45-46	7-11	63.6	0-0	5-5	2-4	0-2	0-0	39	1

2017: Made 43 of 44 extra point attempts and seven of 11 field goals ... second on the team with 64 points ... made three field goals, including a season-long 39-yarder, in season opener vs. Rhode Island (8/31)... was a perfect 5-for-5 on field goal attempts from 20-29 yards.


JOHNATHAN BERGHORST

Fr./Fr. • Defensive Line

6-2 • 267

Zeeland, Mich./East

70



2017: Redshirted. **High school:** Detroit News Dream Team 2016 ... Detroit Free Press Dream Team 2016 ... First Team Associated Press Division 3-4 All-State in 2016 ... 2016 Holland Sentinel Defensive Player of the Year ... No. 24 on Detroit News Blue Chip list ... No. 36 on Detroit Free Press Fab 50 ... No. 29 on MLive Top 50 Class of 2017 ... two-time First Team All-OK Conference ... two-time Grand Rapids Press Dream Team ... Detroit News and Detroit Free Press First Team Division 3-4 All-State in 2015 ... Four-year starter ... two-year captain ... four-year letter winner in football and track and field ... earned three letters in baseball ... All-State in shot put and in discus ... played for coach Derek Pennington.


DARIUS BRACY

So./Fr. • Defensive Back

5-10 • 177

Mobile, Ala./Baker

18



2017: Redshirted. **High School:** Two-time Alabama Sports Writers Association Class 7A All-Stater ... as an option quarterback, he accounted for 2,326 yards and 14 touchdowns as a senior ... averaged 211 yards per game combined rushing and passing in 2016 ... all-conference ... also lettered in track and field ... carried 3.3 grade point average ... played for coach Danny Smith.




ALEX BRIONES

Sr./Sr. • Linebacker

6-2 • 240

Ishpeming, Mich./Ishpeming

17



	----Tackles----						-Fumbles-		-INT-	
	G	Solo	Ast	Total	TFL-Yds	Sacks	FR-Yds	FF	No-Yards	PBU
2015	12	4	1	5	0.0-0	0.0-0	0-0	0	0-0	0
2016	13	32	16	48	1.5-4	0.5-3	0-0	1	0-0	0
2017	13	55	28	83	8.5-32	3.0-20	3-0	1	3-2	0
Career	38	91	45	136	10.0-36	3.5-23	3-0	2	3-2	0

2017: Appeared in all 13 games, making 12 starts ... turned in a breakout season, ranking third on the team with 83 tackles, including being in a three-way tie for most solo tackles with 55 ... second on team with 8.5 tackles-for-loss ... recorded three sacks ... made three interceptions on a defense that led the nation with 19 picks ... led CMU with three fumble recoveries ... posted career-high 11 tackles vs. Rhode Island (8/31) ... recorded 10 tackles, all solos, at Kansas (9/9) and had 10 tackles at Boston College (9/30). **2015:** Saw action in 12 games ... finished season with five tackles with four solo stops ... had a season-high three tackles, two solos, at Western Michigan (10/10) ... also recorded tackles against Monmouth (9/12) and Buffalo (10/17). **2014:** Grayshirted. **High School:** Three-year letterwinner and starter at linebacker and quarterback ... led Ishpeming to Division 7 state championships in 2012 and 2013, with a combined 27-1 record ... ranked No. 17 on the Detroit Free Press Feb 50 and No. 46 on Detroit News Blue Chip List ... named Associated Press All-State Player of the Year for 2013 ... received Division 7 First Team All-State honors from the Detroit Free Press ... unanimous First Team Mid-Peninsula Conference selection at quarterback and linebacker ... recognized with Mid-Peninsula Conference Player and Back of the Year Awards ... named All-U.P. Dream Team quarterback and All-U.P. Large Schools Offensive Player of the Year ... completed 62 of 99 passes for 1,479 yards with 21 touchdowns and one interception and ran for 1,272 and 21 touchdowns in high school career.

NATE BRISSON-FAST

Sr./Sr. • Defensive Lineman

6-5 • 260

Ferndale, Mich./Ferndale

4



	----Tackles----						-Fumbles-		-INT-	
	G	Solo	Ast	Total	TFL-Yds	Sacks	FR-Yds	FF	No-Yards	PBU
2015	12	5	1	6	3.0-14	1.0-11	0-0	0	0-0	1
2016	13	6	3	9	1.0-7	1.0-7	0-0	0	0-0	0
2017	13	24	12	36	8.5-24	5.5-17	1-0	1	0-0	0
Career	38	35	16	51	12.5-45	7.5-35	1-0	1	0-0	1

2017: Appeared in all 13 games, making eight starts ... made 36 tackles including 24 solos ... credited with a safety at Boston College (9/30) ... ranks second on the team with 8.5 tackles-for-loss ... ranks second on

the team with 5.5 sacks ... made career-high six tackles at Ball State (10/21). **2015:** Saw action in 12 games ... recorded six tackles, including five unassisted, for the season ... also had 3.0 tackles-for-a-loss of 14 yards and 1.0 sacks during the year ... had a season-best two tackles against Akron (10/31) including 1.0 TFL and a pass break-up ... recorded first career sack against Monmouth (9/12) ... also had a TFL versus Eastern Michigan (11/27) ... also had tackles against Ball State (10/24) and in the Quick Lane Bowl vs. Minnesota (12/28). **2014:** Redshirted ... named Defensive Scout Team Player of the Year. **High School:** Three-year varsity letterwinner and starter at defensive end and tight end ... ranked No. 37 on *Detroit Free Press* Fab 50 and No. 57 on *Detroit News* Blue Chip List ... totaled 49 tackles (19 solos, 30 assisted), including 10 for a loss, three sacks, eight quarterback hurries, one forced fumble, two pass deflections and had 17 receptions.


BRANDON BROWN

So./Fr. • Defensive Back

5-10 • 178

Buffalo, N.Y./Canada Prep Football Acad.

27



2017: Redshirted. **High School:** Played in 2016 at the Canada Prep Football Academy ... an All-Western New York Second Team and Class C selection in 2015 at Bennett High School in Buffalo N.Y. ... averaged more than 20 yards per catch as a wide receiver at Bennett.


TROY BROWN

So./Fr. • Defensive Back

6-0 • 188

Flint, Mich./Carman-Ainworth

29



2017: Redshirted. **High school:** Ranked 46th on *Detroit Free Press* Fab 50 ... No. 47 on *MLive* Top 50 Class of 2017 ... led Cavaliers to Saginaw Valley Blue championship and playoff berth ... played for Jerry Parker.


HUNTER BUCZKOWSKI

Jr./So. • Fullback

6-0 • 240

Mount Pleasant, Mich./Mount Pleasant


44



2017: Appeared in six games, mostly at fullback. **High school:** Named Associated Press and *Detroit News* First Team Division 3-4 All-State in 2015 ... earned AP Division 3-4 Special Mention in 2014 ... selected the No. 45 recruit in Michigan by the *Detroit Free Press* ... two-time Mount Pleasant Morning Sun Dream Teamer ... two-time Saginaw News Dream Teamer ... three-year letter winner ... in varsity career, led Oilers to 26-9 record, three playoff appearances, two district titles ... credited with 388 career tackles, including 108 solo stops ... averaged 11.4 career tackles per game ... rushed 965 career yards on 156 carries ... averaged 6.2 yards per carry for career ... had 13 1,000-yard rushing games in career ... had four interceptions as a senior.



BRADY BUELL

So./Fr. • Punter**5-11 • 208****Traverse City, Mich./St. Francis****63**

2017: Redshirted. **High school:** No.10-ranked punter in the class of 2017 by Kornblue kicking ... First Team Division 7-8 Associated Press All-State ... two-time all-conference selection ... helped team to back-to-back conference and district championships ... kicked seven field goals in eight attempts ... nine punts downed inside the opponent 20-yard line, including four inside the 5 ... scored more than 150 career points ... 90 percent of career kickoffs went for touchbacks ... converted 97 percent of career extra point attempts ... earned two letters in basketball ... carried 3.30 grade point average ... played for coach Josh Sellers

SEAN BUNTING

Sr./Jr. • Defensive Back**6-1 • 180****Clinton Township, Mich./Chippewa Valley****3**

	----Tackles----					-Fumbles-			-INT-	
	G	Solo	Ast	Total	TFL-Yds	Sacks	FR-Yds	FF	No-Yards	PBU
2016	13	12	6	18	0.0-0	0.0-0	0-0	0	2-16	5
2017	13	34	15	49	0.5-0	0.0-0	1-0	2	5-19	5
Career	26	46	21	67	0.5-0	0.0-0	1-0	2	7-35	10

2017: Started all 13 games ... second on the team with five interceptions ... all five of his picks came in the final four games ... shared team lead with 10 passes defended ... second on team with five pass breakups ... recorded 46 tackles, 31 of them solos ... totaled a career-high nine tackles at Ohio (10/7) ... made two interceptions vs. Eastern Michigan (11/8). **2016:** Appeared in all 13 games for the Chippewas, making one start ... recorded 18 total tackles (12 solo) ... finished tied for third on the team in interceptions with two ... recorded two solo tackles and two passes defended against Presbyterian (9/1) ... made a solo tackle and intercepted a pass vs. UNLV (9/17) ... had two total stops at Virginia (9/24) ... had three total taackles and a pass defended against Ball State (10/8) ... recorded three total tackles and an interception against Ohio (11/15) ... had three tackles in the Miami Beach Bowl against Tulsa (12/19).


SHAKIR CARR

Sr./Sr. • Offensive Lineman

6-4 • 320

South Bend, Ind./Clay

70



2017: Saw action in nine games, making eight starts ... started four games at right guard, three at left guard, and one at right tackle. **2016:** Appeared in 10 games, making nine starts at left guard. **2015:** Saw action in 12 games, mainly on special teams. **2014:** Redshirted. **High School:** Three-year starter ... named first team all-conference and Indiana Football Coaches Association All-State Top 50 as a senior ... recorded 33 pancake blocks on offense and had 28 tackles and two fumble recoveries on defense in 2012 ... earned second team all-conference and all-state honorable mention recognition as a junior ... also earned three letters in wrestling (heavyweight) and four in track & field (discus/shotput) ... received second team all-conference honors in 2010 in wrestling ... as a senior, earned first team all-conference honors and was named to the all-state team ... also crowned a conference, sectional, and regional champion, was a semi-state runner-up, and finished eighth in the state.


JONATHAN CARSON

Sr./Sr. • Defensive End

6-3 • 245

Milwaukee, Wis./Messmer Catholic

85



2017: Appeared in seven games. **2016:** Played in three games, making one start ... hauled in a 33-yard pass against Presbyterian (9/1). **2015:** Saw action in seven games, mainly on special teams. **2014:** Redshirted. **High School:** Four-year varsity starter ... selected first team all-suburban, all-conference, all-region, all-state at tight end as a senior...the first player in the history of Messmer HS football to be named all-state ... received first team all-conference honors at defensive end ... named 2013 Midwest Classic Football Conference Offensive Player of the Year ... led Greyhounds to the 2013 Midwest Classic Conference Championship and three consecutive playoff appearances ... named first team all-conference at tight end and defensive end in 2011 and 2012 ... awarded the 2012 Messmer Shorewood Football Playmaker Trophy ... selected all-suburban (tight end), all-region honorable mention (tight end) and all-suburban honorable mention (defensive end) in 2012 ... received the Messmer Shorewood Football Leadership Award ... invited to the Nike Football and Rivals Football Training Camps in June 2013 and to the U.S. Army All-American Football Bowl and Combine in January 2013 ... recorded 52 receptions for 1,217 yards (23.4 avg.) on offense and 129 total tackles, including 14 for a loss, 6.5 sacks and one fumble return for a touchdown for his career ... also earned four varsity letters in basketball, receiving first team all-conference honors in 2011, 2012 and 2014 ... selected to the Milwaukee Journal Sentinel all-area honorable mention basketball team (2010-11, 2011-12, 2012-13) ... invited to the USA Olympic U16 National Development Basketball Team Trials in 2010 ... awarded the Messmer Presidential Scholarship 2010-14 ... selected to the Stein Scholars Pre-College Program (2012-present) ... an honor roll student, he maintained a 3.45 GPA.


BRANDON CHILDRESS

Sr./Jr. • Wide Receiver

6-2 • 195

Baldwin, Mich./Baldwin

18



	G	Rec	Yds	Avg	TD	Long	Avg/Gm
2016	11	23	327	14.2	1	42	29.7
2017	2	5	42	8.4	1	22	21.0
Career	26	34	464	12.8	2	42	19.3

2017: Played in two games, making one start before season-ending injury ... had five receptions for 42 yards and one TD ... caught four passes for 20 yards and a touchdown vs. Rhode Island (8/31) ... had one catch for 22 yards at Kansas (9/09). **2016:** Appeared in 11 games, starting four ... fifth on team with 23 receptions ... fourth on team in receiving yardage with 327 ... caught a 42-yard touchdown pass vs. UNLV (9/17) ... made three catches for 52 yards at Virginia (9/24) ... hauled in five balls for 65 yards, both career-highs, at Miami (11/4) ... had three receptions for 35 yards vs. Ohio (11/15) ... made three catches for 29 yards at Eastern Michigan (11/22) ... named to Academic All-Mid-American Conference team. **2015:** Redshirted. **High School:** Ranked No. 48 on the *Detroit News* Blue Chip list ... earned first team All-State honors from the *Associated Press*, *Detroit Free Press* and *Detroit News* in 2014 ... named to the 2014 *Muskegon Chronicle* Dream Team ... as a senior, finished with 1,647 passing yards, going 108-for-187, and rushed 109 times for 1,039 ... had 48 total touchdowns in 2014 ... also was 3-of-3 on extra points and made a 43-yard field goal in lone attempt ... earned all-conference recognition three times ... ranked No. 11 in basketball by the *Detroit Free Press* ... McDonald's All-American nominee in basketball ... four-year starter and varsity letterwinner in football ... parents Ben and Amber Childress ... high school coach was Doug Bolles.

DANTE CLEVELAND

Jr./So. • Defensive Line

6-2 • 270

Hoffman Estates, Ill./Hoffman Estates

92



2017: Did not see game action. **2016:** Redshirted. **High school:** Made 33 tackles, including eight sacks while playing five games during senior season ... credited with 55 stops, including 12 sacks as a junior ... two-time all-area and all-conference selection ... Three year starter ... two-time team captain ... member of the honor roll ... earned academic all-conference honors ... played for coach Michael Donatucci.

CAMERON COLE

Sr./Jr. • Wide Receiver

6-0 • 185

Saline, Mich./Saline

82



	G	Rec	Yds	Avg	TD	Long	Avg/Gm
2017	8	6	104	17.3	1	56	13.0

2017: Appeared in eight games, making one start ... had six receptions for 104 yards and one TD ... made two catches for 15 yards at Kansas (9/09) ... caught three passes for 75 yards and a TD at Syracuse (9/16) ... had a 14-yard reception vs. Miami (Ohio) (9/23).


JACK COMBS

So./Fr. • Wide Receiver

6-1 • 180

Grand Rapids, Mich./East Grand Rapids

19



2017: Redshirted. **High school:** Made 40 receptions for 801 yards and scored 10 touchdowns during senior year ... also returned two interceptions for touchdowns in 2016 ... Associated Press All-State ... First Team All-OK Conference Gold Division ... Grand Rapids Press Dream Team ... helped team to league title in 2016 and to state semifinals in 2015 ... also lettered in basketball and baseball ... played for coach Casey Longo.


TREVOR CONKLIN

Jr./Jr. • Wide Receiver

5-11 • 220

Chesterfield, Mich./L'Anse Creuse North

83



	----Tackles----						-Fumbles-		-INT-	
	G	Solo	Ast	Total	TFL-Yds	Sacks	FR-Yds	FF	No-Yards	PBU
2017	8	1	2	3	0.0-0	0.0-0	0-0	0	0-0	0

2017: Appeared in eight games ... recorded three tackles ... had assisted tackles vs. Rhode Island (08/31) and at Ohio (10/07) ... had one solo tackle at Boston College (09/30).

THADDEUS CORNICK

Jr./So. • Defensive Back

6-0 • 189

Fleetwood, Pa./Fleetwood

27



2017: Did not see game action.


KEEGAN COSSOU

So./Fr. • Tight End

6-5 • 240

Greenville, Mich./Greenville

81



2017: Redshirted. **High school:** Ranked No. 24 on MLive Top 50 Class of 2017 ... ranked 27th on both Detroit News Blue Chip list and Free Press Fab 50 ... three-time All-OK Conference selection ... Associated Press Division 1-2 Special Mention 2015 ... Associated Press Division 1-2 honorable mention in 2016 ... helped Greenville in 2016 to its first playoff appearance since 2010 ... earned one letter in track & field ... played for coach Eddie Ostipow

MIKE DANNA

Sr./Jr. • Defensive Lineman

6-2 • 250

Detroit, Mich./Warren De La Salle

7



	----Tackles----						-Fumbles-		-INT-	
	G	Solo	Ast	Total	TFL-Yds	Sacks	FR-Yds	FF	No-Yards	PBU
2016	13	24	7	31	4.5-24	1.5-16	0-0	1	0-0	0
2017	13	31	23	54	8.5-46	4.0-35	1-0	0	0-0	0
Career	26	55	30	85	13-77	5.5-51	1-0	1	0-0	0

2017: Appeared in all 13 games, with three starts ... made 54 tackles, including 31 solos ... ranked second on the team with 8.5 tackles-for-loss ... recorded four sacks and five quarterback hurries ... made a career-high 10 tackles at Syracuse (9/16) ... posted two sacks among nine tackles at Ball State (10/21) ... forced a fumble at Ohio (10/7) ... recorded a sack vs. Wyoming in Famous Idaho Potato Bowl (12/22). **2016:** Appeared in all 13 games, making one start ... recorded 31 total tackles, including 4.5 for loss and 1.5 sacks ... fourth on team in tackles for loss ... recorded two solo tackles and a sack vs. Presbyterian (9/1) ... career-high five tackles (three solo) and half a sack against UNLV (9/17) ... three solo tackles against Western Michigan (10/1) ... four solo stops at Northern Illinois (10/15) ... four tackles for a loss at Toledo

(10/22) ... three solo stops and forced a fumble against Kent State (10/29) ... four total tackles against Tulsa in the Miami Beach Bowl (12/19). **2015:** Redshirted. **High School:** Ranked No. 15 on the *Detroit Free Press* Fab 50 and the *Detroit News* Blue Chip list ... named to the *Detroit Free Press*, *Detroit News* and *MLive* Dream Teams in 2014 ... earned All-State special mention from *The Associated Press* in 2014 ... named to the 2014 *Detroit News* All-Metro East first team ... selected first team All-Macomb County by the *Macomb Daily* in 2014 ... led his team to the 2014 Division 2 state title ... school records for tackles-for-a-loss (20) and sacks (10) in a single season in 2014 ... also recorded 52 tackles in just nine games as a senior ... two-year starter and varsity letterwinner in football ... had a 3.2 grade-point average ... parents are Cynthia and Vaughn Danna ... high school coach was Paul Verska.

JERROD DAVIS

Sr./Jr. • Running Back

5-11 • 195

Detroit, Mich./Portage Central

28



Punt Returns	No.	Yards	Avg.	TD	Long
2017	1	32	32.0	0	0
Kick Returns	No.	Yards	Avg.	TD	Long
2017	18	478	26.6	1	98

2017: Played in eight games as a kick and punt returner ... recorded 18 kick returns for a team-leading 478 yards and one punt return for 32 yards ... averaged 26.6 yards per kick return ... returned one punt for 32 yards and blocked a punt vs. Ball State (10/21) ... had 76 yards on four kick returns at Western Michigan (11/01) ... returned five kicks for 103 yards with a long of 29 at Western Michigan (11/08) ... logged four kick returns for 206 yards, including one return for a 98-yard TD at Kent State (11/14) ... returned five kickoffs for 93 yards vs. Wyoming in the Famous Idaho Potato Bowl (12/22). **2015:** Redshirted. **2014:** Grayshirted. **High School:** In lone season at Portage Central, led the Mustangs to a 12-1 record and to conference, district and Southwest Michigan Big 16 regional championships ... selected First Team All-Southwestern Michigan Athletic Conference and to the Kalamazoo Gazette Dream Team ... named the WWMT Player of the Week for Week 11 after rushing for 228 yards and three touchdowns in playoff win ... set school record for rushing yards (1,700), touchdowns (31) and points (190).



D'ANDRE DILL

Jr./Jr. • Defensive Line

6-1 • 310

Chester, Pa./Chester

95



		----Tackles----					-Fumbles-		-INT-	
	G	Solo	Ast	Total	TFL-Yds	Sacks	FR-Yds	FF	No-Yards	PBU
2016	9	4	0	4	0.0-0	0.0-0	0-0	0	0-0	0
2017	11	21	4	25	4.0-10	1.0-6	0-0	2	0-0	0
Career	20	25	4	29	4.0-10	1.0-6	0-0	2	0-0	0

2017: Appeared in 11 games, making seven starts ... recorded 25 tackles, including 21 solos ... registered four tackles-for-loss, including one sack ... made a career-high four tackles at Syracuse (9/16) and matched it with four vs. Northern Illinois (11/24). **2016:** Saw action in nine games ... made four solo tackles.

ERIK DITZHAZY

So./Fr. • Offensive Lineman

6-5 • 273

Grand Rapids, Mich./Forest Hills Northern

68



2017: Redshirted. **High school:** Ranked No. 46 on MLive Top 50 Class of 2017 ... No.43 on Detroit Free Press Fab 50 ... No.52 on Detroit New Blue Chip list ... Detroit Free Press All-State honorable mention in 2016 ... First-Team All-OK Conference in 2016 ... led team to three playoff appearances ... as a senior, surrendered just two sacks as team attempted 290 passes ... earned one letter in wrestling and three in track & field ... played for coach Ryan Oshnock.

GEORGE DOUGLAS

So./Fr. • Linebacker

6-1 • 200

Belleville, Mich./Belleville

30



2017: Did not see game action. **High school:** Named to Detroit Free Press All-West First Team Defense Team and to Detroit New All-Metro Football West Team ... helped Belleville to 7-3 finish and a playoff berth ... Led Belleville with seven tackles for a loss in 2016 and finished with 80 tackles and two forced fumbles ... Also scored five TDs on offense in 2016 ... played for coach Jermain Crowell.

BAILEY EDWARDS

So./Fr. • Wide Receiver
6-1 • 185
Chelsea, Mich./Chelsea

84




2017: Did not see game action. **High school:** Totaled 84 receptions for 1,485 yards in his career ... Named First Team All-State in Division 3 by the Detroit Free Press, First Team in Division 3-4 by the Detroit News ... two-time Ann Arbor News Dream Team pick ... led team to Division 3 state championship game and Southeastern Conference championship in 2015, and back-to-back district titles in 2014-15 ... two-time letter winner in track and field ... earned All-State honors in track in 2015 in the 200-meter dash and 800 and 400 relays ... played for coach Bradford Rush.

STEVE EIPPER

Sr./Jr. • Offensive Lineman
6-4 • 285
Greenville, Mich./Greenville

60




2017: Played in all 12 games, starting nine ... made eight starts at left guard and one at right guard. **2016:** Played in four games, making one start at right tackle. **2015:** Redshirted. **High School:** Earned first team All-Region honors from the Grand Rapids Press as a senior ... named first team All-Area by the Montcalm County Daily News in 2014 ... selected to the all-conference first team in 2014 ... named Greenville player of the year as a senior ... selected team captain ... invited to play in the Border Classic All-Star Game ... earned two letters in football as a starter and two letters in track & field ... had a 3.6 grade-point average ... parents are Steve Eipper Sr. and Tammie Waayenberg ... high school coach was Dave Moore.

JOSH ELDRIDGE

Jr./So. • Defensive Line
6-3 • 260
Detroit, Mich./Clintondale

99




2017: Did not see game action. **High school:** Named Associated Press Division 5-6 Team All-State ... Macomb Daily All-Macomb County First Team ... First Team All-Macomb Area Conference ... named Detroit Free Press All-Metro East ... Four-year varsity starter ... two-year captain ... led team to three playoff berths, two league championships ... earned four varsity letters in track and field and three in baseball ... played for coach Dave Schindler.

NICK FOLLMER

So./Fr. • Offensive Lineman
6-4 • 276
Wentzville, Mo./Liberty

18



2017: Redshirted. **High school:** Three-time Missouri Football Coaches Association First Team All District pick ... first team all-conference in 2016 ... three-year starter and captain ... earned three letters in track and field ... carried 3.4 grade point average ... played for coach Ryan McMillen.

MALIK FOUNTAIN

Sr./Sr. • Linebacker
6-2 • 230
Chicago, Ill./Rich Central

8



	----Tackles----						-Fumbles-		-INT-	
	G	Solo	Ast	Total	TFL-Yds	Sacks	FR-Yds	FF	No-Yards	PBU
2015	13	35	32	67	4.5-8	0.0-0	0-0	1	0-0	1
2016	13	50	42	92	10.0-17	1.0-1	1-0	1	0-0	0
2017	13	55	34	89	2.5-4	0.0-0	0-0	0	0-0	0
Career	39	140	108	248	17-29	1.0-1	1-0	2	0-0	1

2017: Started all 13 games ... earned Second Team All-MAC ... first on the team with 89 tackles ... his 55 solo tackles tied for first on the team ... completed 2.5 tackles-for-loss ... broke up two passes and defended two passes ... made 12 tackles, one shy of his career high, vs. Toledo (10/14) ... eight solo tackles against the Rockets is a career best ... made 10 stops vs. Rhode Island (8/31) ... had nine tackles at Boston College (9/30) ... recorded seven solo tackles vs. Wyoming, one off his career high. **2016:** Started all 13 games ... All Mid-American Conference First Team Defense ... led the team and finished 18th in the MAC in tackles with 92 ... averaged seven tackles per game ... finished second on team and tied for 17th in the MAC in tackles for loss with 10.0 ... recorded six tackles at Oklahoma State (9/10) ... made nine tackles (eight solo) and two for loss against UNLV (9/17) ... had eight tackles and returned an interception for a touchdown at Virginia (9/24) ... recorded 10 stops vs. Ball State and had a game-clinching interception in the end zone (10/8) ... made nine tackles, on for loss, and forced a fumble at Northern Illinois (10/15) ... had a career high 13 tackles, 1.5 for loss, at Toledo (10/22) ... recorded five tackles and one sack and another for loss against Kent State (10/29) ... made eight stops at Miami (11/4). **2015:** Started all 13 games ... ranked third on the team with 67 tackles ... 32 assists ranked second on the team ... recorded 4.5 tackles-for-a-loss ... had 2.5 tackles-for-a-loss for a total of 4 yards vs. Toledo (Nov. 10) ... made 10 tackles vs. Michigan State (9/26) ... tallied eight tackles, including seven solo, and 1.0 tackles-for-a-loss versus Minnesota (12/28) in the Quick Lane Bowl ... made seven stops vs. Oklahoma State (9/3) and

vs. Northern Illinois (10/3) ... made five tackles vs. Monmouth (9/12), vs. Syracuse (9/19) and vs. Western Michigan (10/10) ... forced a fumble vs. Western Michigan (10/10) ... credited with a quarterback hurry vs. Monmouth (9/12) ... had a pass breakup vs. Akron (10/31). **2014:** Redshirted. **High School:** Three-year varsity starter at linebacker ... led Rich Central to a 9-2 (4-1 league) record in 2013 ... two-time all-conference selection ... first team all-area and second team all-state honors ... had 143 tackles, including 32 for a loss, five sacks and three interceptions in his career ... lettered in baseball ... maintained a 3.03 grade point average.

KUMEHNNU GWILLY

So./So. • Running Back
6-2 • 225
Shelby Township, Mich./Utica

33



	G	Att	Gain	Loss	Net	Avg	TD	Long	Avg/Gm
2017	13	53	220	16	204	3.8	2	33	15.7

2017: Appeared in all 13 games, starting three ... second on team with 204 rushing yards ... had two rushing TDs ... led team with 44 rushing yards on six carries vs. Syracuse (9/16) ... led team in carries (12) and yards (61) and scored a touchdown vs. Boston College (9/30) ... ran six times for 48 yards and one touchdown and hauled in one pass for nine yards at Ball State (10/21). **2016:** Played in one game on special teams ... recorded four total tackles against Ohio (11/15). **High school:** Three-year starter ... named to Associated Press and Detroit News Division 1-2 First Team All-State Squads ... selected the No. 35 recruit in Michigan by the Detroit Free Press ... rushed for 4,175 and 38 touchdowns, both school and career records ... team captain during senior season ... set school record with 1,944 rushing yards as a senior ... set school record with 397 yards rushing in 41-31 victory vs. Fraser on 8/28/15 ... holds school record with six touchdowns in a game (twice) ... holds school record with 20 rushing TDs in a single season ... scored five TDs in one half, tying the Michigan high school state record ... two-time First Team All-Macomb Area Conference White ... named Detroit News First Team All-Metro East ... earned three letters in basketball ... earned two letters in track and field ... played for coach Anthony Smith.



TROY HAIRSTON

Jr./So. • Linebacker

5-11 • 224

Birmingham, Mich./Birmingham Seaholm

19



2017: Redshirted.

JARAYMOND HALL

So./Fr. • Offensive Line

6-5 • 285

Detroit, Mich./Oak Park

54



2017: Redshirted. **High School:** ESPN four-star prospect, ranked No. 169 overall and the No. 2 player in Michigan ... was a MLive Detroit Offensive Dream Team second team selection ... named second-team all-state by USA Today ... named to the *Detroit Free Press'* All-Division 2 team ... first-team All-State by the *Detroit News* ... Division 1-2 *Associated Press* All-State first-team selection as a junior and senior.


TEE'ONDRE HARVEY

Jr./So. • Defensive Back

6-0 • 165

Detroit, Mich./Mumford

15



2017: Appeared in seven games ... had one tackle at Ball State (10/21). **High school:** Made 12 career interceptions ... served as a team captain during senior season ... Second Team All-Detroit as a junior and as a senior ... earned All-City honors in senior season ... played for coach Donshell English.


TY HENDERSON

Fr./Fr. • Wide Receiver

6-0 • 170

Dublin, Ohio/Dublin Jerome

10



2017: Grayshirted. **High School:** Totaled 1,719 receiving yards and 18 touchdowns during senior year ... Associated Press Division I-II First Team All-State ... holds school receiving yardage and touchdown reception records ... led team to back-to-back league championships ... team finished 10-2 and first playoff victory in school history in 2016 ... also lettered in track and field ... played for coach Bob Gecewich.

AUSTIN HERGOTT

So./Fr. • Quarterback

6-3 • 220

Fort Thomas, Ky./Highlands

16



2017: Redshirted. **2016:** Grayshirted. **High school:** Completed 139 of 253 passes for 1,722 yards and five touchdowns during senior season ... ran for five TDs ... named a Best of Bluegrass All-Star ... helped team to 2014 state championship ... also lettered in basketball ... played for coach Brian Weinrich.


LOGAN HESSBROOK

Sr./Sr. • Tight End

6-3 • 239

Ithaca, Mich./Saginaw Valley State

87



	G	Rec	Yds	Avg	TD	Long	Avg/Gm
2017	3	10	132	13.2	1	40	44.0

2017: Made three starts ... had 10 catches for 132 yards and one TD ... posted 52 yards on five receptions vs. Rhode Island (8/31) ... caught four passes for 61 yards and a touchdown vs. Kansas (9/09) ... caught one pass for 19 yards at Syracuse (9/16).


JULIAN HICKS

So./Fr. • Wide Receiver

6-2 • 170

Mayfield Heights, Ohio/Mayfield

2



2017: Redshirted. **High school:** Amassed 1,100 all-purpose yards, caught 30 passes and scored touchdowns during senior season ... all-conference ... conference offensive player of the year ... All-State honorable mention ... earned two letters in basketball ... played for coach Ross Bandiera.


PAUL HURLEY

Jr./So. • Quarterback

6-0 • 192

Romeo, Mich./Romeo

14



2017: Did not see game action.


LUKE IDONI

Sr./Sr. • Long Snapper

6-1 • 220

Fenton, Mich./Fenton

49



Academics: Maintains a 3.79 GPA. **2017:** Saw action in all 13 games as the long snapper ... made five tackles on the season ... made one solo tackle at Kansas (9/09) ... recorded one assisted tackle at Ball State (10/21) ... made two stops vs. Northern Illinois (11/24) ... recorded one solo tackles vs. Wyoming in the Idaho Potato Bowl (12/22). **2016:** Played all 13 games as long snapper ... recorded solo tackle at Virginia (9/24) ... made a solo stop against Ohio (11/15) ... two total tackles at Eastern Michigan (11/22). **2015:** Did not see game action. **2014:** Redshirted. **High School:** Two-year varsity letterwinner and starter in football ... won Metro League championships as a junior and senior, advancing to the playoffs each year ... two-time First Team All-Flint Metro League defensive end... named to Flint Journal Dream Team ... Detroit Free Press First Team All-State defensive end ... Detroit News All-State honorable mention ... Associated Press All-State special mention ... recorded 23 sacks and 115 tackles in 2013 ... in two varsity seasons, totaled 36 sacks, two forced fumbles and 201 tackles ... earned a varsity letter in swimming, diving and baseball ... appointed to class of 2014 honor guard ... honorable mention academic all-state ... maintained a 3.967 grade point average ... high school coach was Jeff Setzke.

JAKKAR JACKSON

Jr./So. • Linebacker

5-10 • 190

Farmington Hills, Mich./Farmington

2



2017: Appeared in four games. **2016:** Redshirted. **High school:** All-Oakland Activities Association (OAA) in 2015 ... All-Oakland County in 2015 ... Second Team All-Oakland County Dream Team in 2015 ... Named to Detroit Free Press All-Metro North Second Team in 2015 ... In senior season, credited with 70 tackles, two forced fumbles, five pass deflections and scored five touchdowns ... one of his TDs came on defense and covered a school-record 82 yards ... led team to 2014 OAA Blue Division championship ... also lettered in track and field ... played for coach John Bechtel.

DA'QUAUN JAMISON

Sr./Jr. • Defensive Back

6-0 • 190

Leesburg, Ga./Lee County

6



	----Tackles----					-Fumbles-			-INT-	
	G	Solo	Ast	Total	TFL-Yds	Sacks	FR-Yds	FF	No-Yards	PBU
2017	13	24	9	33	1.0-1	-	-	-	-	5

2017: Appeared in all 13 games, making five starts ... recorded 33 tackles, including one for a loss ... made a career-high six tackles at Kansas (9/9) ... defended five passes and broke up five passes on the season. **2016:** Did not see game action. **2015:** Redshirted. **2014:** Grayshirted. **High School:** Earned second team All-State honors in 2012-13 ... named to the All-Region 1 5A first team as a junior and senior ... selected to the Albany Herald All-Metro team in 2012 and 2013 ... helped his squad to the 5A-Region 1 title in 2013, just the second regional title in school history ... as a senior, made 67 tackles, had seven interceptions and notched 10 pass breakups ... in junior season, recorded 115 tackles, three interceptions, five sacks, and 15 tackles-for-a-loss ... in 2013, set school record with three interceptions in a single game ... four-year starter (two at Lee County HS, two at Mitchell County HS) ... earned two letters in basketball ... high school coach was Dean Fabrizio ... parents are Tonya Jamison and Carl Williams.




CHUCK JONES

So./Fr. • Linebacker

5-11 • 215

Ypsilanti, Mich./Ann Arbor Skyline

31




2017: Redshirted. **High school:** No.19 on MLive top 50 for the class of 2017 ... No. 37 on Detroit News Blue Chip list ... 47th on Free Press Fab 50 ... school's career rushing leader with 5,249 yards ... rushed for 1,258 yards his senior year ... amassed 292 career tackles, including 25 for loss ... had six career sacks, four career interceptions ... three-year captain ... earned team most valuable player award three times in four-year career ... earned NAACP Student-Scholar Award in 2014 and '15 ... earned one letter in wrestling, going 34-7 as a freshman and becoming first wrestler in school history to place in individual district tournament ... carried a 3.39 grade point average ... played for coaches Andrew Sorgatz and Andre Rison.

KADEN KEON

Jr./Jr. • Kicker/Punter

5-9 • 180

St. Louis, Mich./St. Louis




Kickoffs	No.	Yards	Avg.	TB	OB	Return	Net	YdLn
2017	67	3658	54.6	20	0	18.8	34.8	30

2017: Saw action in all 13 games as the team's kickoff specialist ... kicked off 67 times for an average of 54.6 yards, with 20 touchbacks ... kicked off five times for 60.2-yard average vs. Rhode Island (8/31) ... kicked off eight times with four touchbacks at Kansas (9/09) ... notched two touchbacks on five kickoffs with an average of 54.8 yards per kick at Ohio (10/07) ... booted five touchbacks on nine kickoffs with a 57.9-yard average at Ball State (10/21) ... kicked off seven times for with an average of 61.4 yards per punt and four touchbacks at Eastern Michigan (11/08) ... had a 53-yard average on seven kickoffs at Kent State (11/14) ... had a 60.7-yard average over six kickoffs with four touchbacks vs. Northern Illinois (11/24) ... kicked off 3 times for an average of 47 yards vs. Wyoming in Famous Idaho Potato Bowl (12/22). **High school:** Averaged 40.3 yards per punt on 43 punts during senior year ... 50 percent of kickoffs went for touchbacks ... made four of seven field goals attempts during senior year ... kicked a career long 47-yarder during senior season ... caught 22 passes for 577 yards, a 26.2-yard average, during senior year ... scored 10 touchdowns during senior year ... named Mount Pleasant Morning Sun and High School Sports Scene Dream Team Punter in 2015 ... received All-State honorable mention from Detroit Free Press ... two-time First Team All-Tri-Valley Conference West punter ... Morning Sun Dream Team punter and Gratiot County Herald All-Area in 2014 ... played for coach Aaron Munderloh.

JAMEZZ KIMBROUGH

So./Fr. • Offensive Lineman
6-2 • 247
Homewood, Ill./Flossmoor

50




2017: Redshirted. **High school:** Chicago Tribune All-State honorable mention ... helped team to Class 8A state runner-up finish in 2014 ... helped lead team to South Suburban Conference championships and state quarterfinal playoff berths in 2015 and '16 ... team went a combined 31-6 during his three-year career ... three-year starter ... played for coach Craig Buzea.

JOE KOMEL

Sr./Sr. • Offensive Line
6-4 • 300
Elburn, Ill./Kaneland

58




2017: Did not see game action. **2015:** Did not see game action.. **2014:** Redshirted. **High School:** Two-year letterwinner and starter ... helped Kaneland HS secure 34 consecutive regular-season victories ... honored on All-Northern Illinois Big XI team ... All-State honorable mention from Illinois High School Football Coaches Association ... also lettered one year in baseball ... maintained 3.125 grade point average.

GAGE KRESKI

Jr./So. • Defensive Back
6-1 • 195
St. Ignace, Mich./St. Ignace

20



2017: Appeared in four games. **High school:** Named to Detroit Free Press Division 8 All-State First Team ... earned First Team All-State honors in Division 7-8 from the Detroit News and the Associated Press ... earned All-State honors as a sophomore, junior and senior ... two-time All-Upper Peninsula Player of the Year ... two-time Ski Valley Conference Player of the Year ... led team to four Ski Valley Conference championships ... team compiled a 36-6 record during his four years on varsity ... led Saints to two state semifinal appearances ... made 20 career interceptions ... set school record with 11 picks as a junior ... two-time captain ... three-time basketball All-Stater ... three-time conference basketball player of the year ... played for coach Marty Spencer.




OAKLEY LAVALLII

Jr./So. • Fullback

5-11 • 212

Boca Raton, Fla./West

48



2017: Appeared in nine games, making one start ... hauled in an 18-yard reception vs. Rhode Island (8/31) ... started at fullback and returned one kick for 14 yards vs. Miami (Ohio) (9/23).

DRAYTON LAW

Jr./So. • Wide Receiver

6-4 • 194

Mobile, Ala./Baker

80



2017: Redshirted. **High school:** Had 35 receptions for 920 yards and eight touchdowns over final two varsity seasons ... ranked the No. 3 wide receiver in Alabama by Rivals.com ... led team to two state playoff appearances ... played for coach Danny Smith.

TOMMY LAZZARO

Sr./Sr. • Quarterback

6-3 • 225

Monument, Colo./Dodge City CC

7



2017: Did not see game action. **2016:** Did not see game action. **Dodge City CC:** Threw for 2,237 yards while completing 57.5 percent of his pass attempts and 14 touchdowns against nine interceptions in 2015 ... also ran for five touchdowns ... led squad to a 9-3 finish in 2015, tying a program record for victories in a season. **High School:** Led Pine Creek High School to back-to-back Class 4A Colorado state championships in 2013-14 ... set school records with 3,340 yards passing and 37 touchdown passes ... a three-year letter winner at Pine Creek, he led the Eagles to conference championships in all three seasons, which included a 24-game winning streak.


JEFF McCARTY

So./Fr. • Long Snapper

6-2 • 275

Lake Orion, Mich./Lake Orion

76



2017: Redshirted. **High School:** Named to 2016 Oakland County Athletics Association All-Association team ... contributor to 2016 Lake Orion playoff team starting at center ... blocked for a 1,000-yard rusher as a senior ... played for head coach Chris Bell.


ALONZO McCOY

Jr./So. • Defensive Back

5-11 • 185

Detroit, Mich./Redford Thurston

1



2017: Appeared in 11 games ... made six tackles, all of them solos ... recorded two tackles vs. Eastern Michigan (11/08). **2016:** Redshirted. **High School:** Earned First Team Division 3 All-State honors from the Detroit Free Press ... named to Detroit News All-State and the Associated Press All-State teams in Division 3-4 ... selected the No. 47 recruit in Michigan by the Detroit Free Press ... amassed 2,469 yards and 26 touchdowns in career ... made 12 career interception including a school-record seven in one season ... made 186 career tackles ... forced nine fumbles in career ... earned three letters in track and field ... played for coach Bob Snell.


ALEX NEERING

Sr./Sr. • Offensive Lineman

6-6 • 265

Essexville, Mich./Garber

64



2017: Appeared in eight games, making one start at right guard. **2016:** Appeared in nine games ... made a solo tackle against UNLV (9/17). **2015:** Saw action in 11 games, mainly on special teams ... earned Academic All-MAC honors. **2014:** Redshirted. **High School:** Three-year starter ... led Garber HS to two playoff appearances ... ranked No. 60 on Detroit News Blue Chip List ... three-time All-Tri Valley Conference East Division honoree ... selected to 2013 Associated Press Division 3-4 all-state team ... earned Associated Press All-State special mention in 2012 ... named 2012 Bay City Times Defensive Player of the Year and Golden Helmet winner ... in 2013, as a senior, totaled 69 tackles, including 17 for a loss, 10 sacks, 11 quarterback hurries, two fumble recoveries and one blocked kick ... recorded 86 tackles, including 12 for a loss, five sacks, three fumble recoveries, returning one 69 yards for a touchdown in 2012 ... also earned three letters in track & field ... earned all-state honors in the shot put ... named to the Bay City Times Track Dream Team ... had a 3.02 grade point average.



CHRIS NELSON

Jr./Jr. • Running back

5-10 • 220

Okemos, Mich./Okemos

24



2017: Did not see game action. **2016:** Did not see game action. **2015:** Redshirted.

LEON PAGE

Jr./So. • Defensive Line

6-3 • 235

Detroit, Mich./Martin Luther King

52



2017: Did not see game action. **High school:** Earned First Team Division 2 All-State honors from the Detroit Free Press ... selected the No. 37 recruit in Michigan by the Detroit Free Press ... earned All-State honorable mention from the Associated Press and the Detroit News ... helped lead King to Division 2 state championship ... earned All-City and All-Metro honors as a senior ... earned King's Defensive Lineman of the Year Award ... team captain as a senior ... recorded 73 tackles, including 12 sacks as a senior in 2015 ... posted 34 career sacks ... played for coach Dale Harvel.

KALIL PIMPLETON

So./Fr. • Wide Receiver

6-1 • 175

Muskegon, Mich./Virginia Tech

86



Will sit out 2018 due to transfer requirements. **2017:** At Virginia Tech, played in five games ... ran once for 4 yards. **High School:** 2015 and 2016 Muskegon Chronicle Offensive Player of the Year ... played important role in Muskegon 12-2 2016 season ... was part of 2016 Muskegon team that made it to the Division 3 football State championships ... played under coach Shane Fairfield.


EVAN PLATE

Fr./Fr. • Defensive Line

6-2 • 226

Greenville, Mich./Greenville

90



2017: Redshirted. **High School:** Ranked in top 100 recruits in the state of Michigan, according to 24/7sports ... two-year starter for Greenville High school ... was a contributor to 2016 Greenville High playoff team ... played for head coach David Moore.


TONY POLJAN

Jr./So. • Quarterback

6-7 • 225

Lansing, Mich./Lansing Catholic

1




	G	Effic	Att-Com-Int	Pct	Yds	TD	Long	Avg/Gm
2017	12	93.1	21-13-0	61.9	78	0	13	6.0

2017: Appeared in all 12 games ... completed 13 of 21 passes for 78 yards ... had 125 rushing yards on 27 attempts ... caught five passes for 97 yards ... was 3-for-5 passing for 27 yards and rushed once for 11 yards vs. Rhode Island (8/31) ... gained 19 yards on the ground on two carries while completing four passes for 24 yards vs. Miami (Ohio) (9/23) ... completed one pass for 9 yards, rushed four times for 20 yards, and caught three passes for 61 yards vs. Boston College (9/30) ... led team with 24 yards on five rushes at Ohio (10/07) ... rushed five times for 24 yards vs. Ball State (10/21) ... caught one pass for 30 yards and rushed once for 3 yards at Kent State (11/14) ... caught one pass for 6 yards vs. Northern Illinois (11/24) ... completed three passes on four attempts to go with 15 rushing yards vs. Wyoming in Famous Idaho Potato Bowl (12/22). **High school:** Named the No.17 recruit in Michigan by the Detroit Free Press ... ranked No. 20 in the state on the Lansing State Journal Catch-22 list ... Completed 390 of 670 passes for 6,090 yards and threw touchdown passes in career ... ran for 3,118 yards on 500 carries and scored 58 touchdowns ... named the Michigan Gatoraide Player of the Year in 2015 ... earned a spot on the ESPN 300 as a senior ... Named to Detroit News Division 5 All-State First Team ... First Team Detroit Free Press Division 5 All-Stater ... First Team Associated Press Division 5-6 All-Stater ... named the Lansing State Journal player of the year in 2015 ... led team to two district championships, two regional titles, a state championship game appearance (2014), and a state semifinal berth (2015) ... four-year letter winner ... basketball standout scored more than 1,000 career points ... four-time all-league selection in basketball ... named to Mr. Basketball Watch List prior to senior season ... was named to Lansing State Journal Dream Team three times ... earned four letters in track and field and three in basketball ... played for coach Jim Ahem.

MARCEL RAY

Jr./So. • Defensive Back
6-0 • 185
Fayetteville, Ga./Starr's Mill

12




2017: Did not see game action. **2016:** Redshirted.

DEVONNI REED

So./Fr. • Defensive Back
6-0 • 180
Belleville, Mich./Belleville

5



2017: Redshirted. **High school:** Ranked 37th on Detroit Free Press Fab 50 ... ranked No. 41 on Detroit News Blue Chip list ... Helped Belleville to 7-3 finish and a playoff berth ... played for coach Jermain Crowell.

ROMELLO ROSS

Sr./Jr. • Running Back
5-10 • 200
Detroit, Mich./Detroit Western

34



	G	Att	Gain	Loss	Net	Avg	TD	Long	Avg/Gm
2015	6	54	263	16	247	4.6	4	17	41.2
2017	11	54	218	15	203	3.8	1	30	18.5
Career	17	108	481	31	450	4.2	5	30	29.9

2017: Played in 11 games ... rushed for 203 rushing on 54 carries and scored one touchdown ... rushed 15 times for 83 yards, both season highs, at Ball State (10/21) ... nine carries for 28 yards vs. Eastern Michigan (11/08) ... five carries for 19 yards and a touchdown vs. Kent State (11/14). **2016:** Redshirted. **2015:** Played in six games, starting the final one ... rushed 54 times for 247 yards and four touchdowns ... had 11 catches for 106 yards and a touchdown ... had 128 all-purpose yards against Minnesota (12/28) in the Quick Lane Bowl, rushing for 100 yards on 19 carries and catching four passes for 28 yards ... also rushed for a touchdown vs. Minnesota ... scored four touchdowns vs. Eastern Michigan (11/27) ... tied for first on the team with five TDs ... scored first career TD on a 63-yard screen pass vs. Eastern Michigan (11/27) ... had 13 carries for 54 yards vs. Buffalo (10/17) ... caught three passes for 15 yards vs. Ball State (10/24). **High School:** Ranked No. 16 on the Detroit Free Press Fab 50 and No. 18 on the Detroit News Blue Chip list ... earned all-state

honors all four seasons of his career including first team recognition by the Detroit Free Press and The Associated Press in 2014 ... selected to the All-Detroit first team by the Detroit Free Press and Detroit News all four seasons ... named to the All-Detroit Public School League first time four times ... three-time Proud Strong Learner Player of the Week honoree ... finished high school career with 5,020 rushing yards, 84 rushing touchdowns, nine kick/punt returns TDs, and four interceptions for TDs ... had 1,458 yards and 23 touchdowns in senior season, adding 26 catches for 323 receiving yards and four receiving TDs ... also had three interceptions in 2014 ... four-year starter and varsity letter winner ... had a 3.3 grade-point average ... parents are Louis and Myra Ross ... high school coach was Andre Harlen.

JAMIL SABBAGH

Sr./Jr. • Wide Receiver

5-9 • 200

Dearborn, Mich./Dearborn

4



	G	Rec	Yds	Avg	TD	Long	Avg/Gm
2017	10	1	7	7.0	0	7	0.7

2017: Saw action in 10 games, making one start ... caught one pass for 7 yards at Ball State (10/21). **2016:** Appeared in five games, all on special teams ... led team in kickoff returns with 17 and kickoff return yards with 317 ... returned four kickoffs and one punt for a total of 89 yards against Kent State (10/29) ... brought back four kickoffs for 81 yards at Miami (11/4) ... returned four kickoffs and one punt for a total of 54 yards and caught one pass for 6 yards against Ohio (11/15) ... took back three kickoffs and one punt for a total of 59 yards against Eastern Michigan (11/22). **2015:** Redshirted. **High School:** Ranked No. 31 on the Detroit News Blue Chip list and No. 37 on the Detroit Free Press Fab 50 ... earned first team Division 1 All-State honors from the Detroit Free Press in 2014 ... named a Division 1-2 special mention All-State honoree by The Associated Press and a Division 1 honorable mention All-Stater by the Detroit News in 2014 ... earned second team all-state honors in 2013 and honorable mention accolades in 2012 ... three-time all-league and all-city selection (2012, 2013 and 2014) ... named to the All-Metro West team by the Detroit Free Press and Detroit News as a sophomore, junior and senior ... selected the Michigan Prepzone Player of the Year and the Joe Hoeskins Cityballer of the Year in 2014 ... had 2,000 all-purpose yards (1,200 rushing, 500 receiving and 300 return) and 18 touchdowns as a senior ... also recorded 31 tackles, five tackles-for-a-loss and one interception in 2014 ... led squad to an undefeated regular season and league and city titles in 2014 ... helped Fordson qualify for four straight playoff berths ... four-year starter and varsity letter winner ... earned four letters in baseball, three in track & field, and two in basketball ... had a 3.0 grade-point average ... parents are Jaymi Sabbagh and Hussein Sabbagh ... high school coach was Fouad Zaban.



JACK SHELDON

Sr./Sr. • Punter

6-1 • 180

Echuca, Victoria, Australia

99



	No.	Yds	Avg	Long	In 20	50+
2016	47	1,890	40.2	63	18	8
2017	75	3,253	43.4	70	23	20
Career	122	5,143	41.8	70	41	28

2017: Played in 11 games as team's primary punter ... punted 75 times for a total of 3,253 yards and averaged 43.4 yards per punt ... per-punt averaged tied for second in the MAC ... had 20 punts of 50 yards or more and 23 punts were downed inside opponents' 20-yard line ... punted nine times for an average of 41.9 yards with a long of 65 yards vs. Rhode Island (8/31) ... punted five times for a 45-yard average with a long of 57 yards at Kansas (9/09) ... punted 10 times for an average of 48.1 yards with a long of 64 yards, and dropped seven punts inside the 20, at Syracuse (9/16) ... averaged 49.5 yards per punt with a long of 59 yards and landed two punts inside the 20 against Miami (Ohio) (9/23) ... had a long punt of 54 yards and dropped two punts inside the 20 at Boston College (9/30) ... punted four times with a long of 46 yards at Ball State (10/21) ... had nine punts for an average of 44.2 yards and a long of 60 yards at Western Michigan (11/01) ... named the MAC West Special Teams Player of the Week for his performance at Western Michigan ... had a long of 52 yards with two punts inside the 20 vs. Eastern Michigan (11/08) ... averaged 49.2 yards on four punts at Kent State (11/14) ... had season-long 70-yard punt and averaged 41.9 yards on 10 punts vs. Northern Illinois (11/24) ... punted three times for an average of 38.0 yards vs. Wyoming in Famous Idaho Potato Bowl (12/22). **2016:** Punted 47 times in 12 games for an average of 40.2 yards/punt ... had a long of 63 yards against Ohio (11/15) ... punted three times for an average of 48.3 yards against Western Michigan (10/1) ... punted six times averaging 38.5 yards at Northern Illinois (10/15) ... punted four times for a 46.8-yard average against Ohio (11/15) ... punted four times for a 39.0 average against Tulsa in the Miami Beach Bowl (12/19).

AMIR SIDDIQ

So./Fr. • Defensive Line

6-2 • 230

Dearborn, Mich./Fordson

34



2017: Redshirted. **High school:** Recorded double-digit sacks in helping lead Fordson to league championship and Division 1 playoff berth ... played for coach Fouad Zaban.


DEREK SMITH

Jr./So. • Offensive Line

6-5 • 291

Grand Rapids, Mich./Kenowa Hills

56



2017: Appeared in eight games, making two starts at right guard. **2015:** Grayshirted. **High school:** Earned Division 1-2 honorable mention All-State recognition from the Associated Press in 2014 ... selected to the Grand Rapids Press 2014 Dream Team ... also named All-North first team by the Grand Rapids Press ... all-conference first team as a senior ... team captain in 2014 ... led squad to playoffs in 2012 ... named to No. 1 prospect in West Michigan by Lake Michigan Football Report ... had 28 tackles, seven tackles-for-a-loss and two sacks as a senior ... earned three varsity letters in football and two in basketball ... received an academic letter for honor roll ... had a 3.18 grade-point average ... parents are Bernie R. (Rick) Smith and Katherine M. Smith ... high school coach was Scott VanEssen.


DEVON SPALDING

Sr./Sr. • Running Back

5-11 • 205

Westland, Mich./John Glenn

25



	G	Att	Gain	Loss	Net	Avg	TD	Long	Avg/Gm
2014	11	73	390	19	371	5.1	4	51	33.7
2015	5	52	194	12	182	3.5	1	42	36.4
2016	11	138	785	27	758	5.5	6	69	68.9
2017	4	35	106	5	101	2.9	2	14	25.2
Career	31	298	1475	63	1412	4.7	13	69	45.5

2017: Started four games prior to injury vs. Miami (Ohio) ... team captain ... totaled 101 yards on 35 rushes ... gained 70 yards on 20 carries with one touchdown vs. Rhode Island (8/31) ... scored a touchdown at Kansas (9/09) ... rushed seven times for 23 yards and caught two passes for 11 yards at Syracuse (9/16). **2016:** Appeared in 11 games, starting 10 ... rushed for a team-high 765 yards ... ranked second in carries (138) and rushing touchdowns (6) ... finished fourth on team in receptions with 31, and sixth in receiving yards with 204 ... ran for 135 yards, including a 69-yard touchdown run, on 15 carries against Presbyterian (9/1) ... caught four passes for 48 yards and a touchdown at Oklahoma State (9/10) ... ran for a career-high 157 yards and a touchdown on 23 carries against Ball State (10/8) ... had 124 yards and a touchdown on 22 carries at Northern Illinois (10/15) ... ran for 65 yards on 10 carries vs. Toledo, adding two receptions for 28 yards (10/22) ... finished with 85 yards and three touchdowns on 11 carries at Eastern Michigan (11/22) ... carried seven times for 21 yards and hauled in five catches for 26 yards against Tulsa in the Miami Beach Bowl (12/19) ... named to Academic All-Mid-American Conference Team ... named CMU's Iron Chippewa. **2015:** Played in five games, including three starts, before missing the rest of the season with an injury ... finished the year with 182 yards rushing on 52 carries and a touchdown ... also



had 14 catches for 125 yards ... set a CMU record for the most catches by a running back with 10 against Syracuse (9/19), gaining 102 yards ... also had 21 rushes for 83 yards and 205 all-purpose yards against the Orange ... tallied 77 yards on 15 carries at Michigan State (9/26) including a 42 yard run ... caught three balls for 25 yards against Oklahoma State (9/3). **2014:** Appeared in 11 games ... ranked second on the team with 371 rushing yards and four touchdowns ... averaged 5.1 yards per carry and 33.7 yards per game ... had 54 kick return yards, averaging 10.8 per return ... rushed for 21 yards in his first career game against Purdue (9/6) ... ran for a career-high 154 yards and two touchdowns at Eastern Michigan, 38-7 (11/1) ... recorded a career-high 51-yard run against Miami, finishing game with 147 yards and two touchdowns (11/15). **High School:** Two-year starter at running back ... ranked No. 20 on Detroit Free Press Fab 50 ... named to Detroit News All-State Dream Team ... selected to 2013 Associated Press Division 1-2 All-State football team ... also earned all-region, all-district, all-league, all-division and all-conference honors ... invited to play in Ohio-Michigan Border Classic ... rushed for 1,761 yards on 190 carries (9.2 avg.) and a school-record 27 touchdowns in 2013 ... broke school record for rushing yards in a game (491), which ranks third all-time in the state of Michigan, in addition to points scored in a season (164) and tied mark for touchdowns in a single game (6) ... two-year varsity starter in baseball ... had a 3.36 GPA.


STEVEN SPENNER

Fr./Fr. • Linebacker

6-2 • 217

Berrien Springs, Mich./Berrien Springs

40



2017: Grayshirted. **High school:** Named by the Detroit Free Press and the Detroit News First Team Division 5-6 All-State in 2016 ... recorded 401 career tackles including 53 for loss recovered eight fumbles and made eight sacks in career ... also made four career interceptions and blocked two kicks ... helped lead team to three consecutive playoff appearances and conference and district championships during senior year ... Free Press and AP honorable mention All-State in 2015 ... four-time all-conference selection ... earned one letter in baseball ... played for coach Tony Scaccia.


MITCH STANITZEK

Sr./Sr. • Defensive End

6-4 • 250

Grand Rapids, Mich./West Catholic

44



	---Tackles---						-Fumbles-		-INT-	
	G	Solo	Ast	Total	TFL-Yds	Sacks	FF	FR-Yds	No-Yards	PBU
2014	7	1	1	2	0.5-1	0.5-1	0	0-0	1-0	0
2015	13	8	8	16	3.0-14	1.5-12	0	0-0	0-0	0
2016	2	1	1	2	0.5-3	0.5-3	0	0-0	0-0	0
2017	13	27	12	39	7.0-31	3.5-21	0	2-0	0-0	1
Career	35	37	22	59	11.0-49	6.0-37	0	2-0	1-0	1

Academics: Carries a 3.77 GPA. **2017:** Appeared in all 13 games, making 12 starts ... recorded 39 tackles including 27 solos ... fifth on the team with seven tackles-for-loss ... registered 3.5 sacks ... second on the team with two fumble recoveries ... made career-high seven tackles, all solos, at Western Michigan (11/1). **2016:** Appeared in two games for CMU, starting both ... recorded two stops against Presbyterian (9/1) ... injured against Oklahoma State (9/10) and missed rest of season. **2015:** Appeared in 13 games, making 11 starts ... earned Academic All-MAC honors ... credited with 16 tackles, including eight unassisted ... recorded 3.0 tackles-for-a-loss ... had two solo tackles and a sack vs. Minnesota (12/28) in the Quick Lane Bowl ... credited with one-half sack vs. Eastern Michigan (11/27) ... had a pair of tackles against Monmouth (9/12), Michigan State (9/26), Ball State (10/24), Akron (10/31) and Kent State (11/18) ... credited with one quarterback hurry against Michigan State (9/26) and Akron (10/31). **2014:** Saw action in seven games ... finished with two tackles and 0.5 tackles-for-a-loss ... had one tackle and 0.5 tackles-for-a-loss against Chattanooga (8/28) ... had a solo tackle at Northern Illinois (10/11). **High School:** Three-year varsity starter ... led West Catholic to three conference, district and regional championships, two state championship-game appearances, and one state title ... 2013 team captain ... 2013 team MVP ... named to 2013 MLive/Grand Rapids Press Dream Team Defense ... earned Division 5-6 Associated Press All-State special mention ... also received all-area and all-conference recognition ... invited to play in Ohio-Michigan Border Classic ... in 2013, caught 20 passes for 300-plus yards and seven touchdowns on offense and recorded 117 tackles, including 27 for a loss, 17 sacks and two fumble recoveries on defense ... owns school records for tackles for loss in a game (5), tackles for loss in a season (27) and tackles for loss in a career (45) ... compiled over 100 hours of community service ... also earned letters in basketball and baseball ... honor roll student ... had a 3.45 grade point average.



JEFF STROME

Jr./So. • Offensive Line

6-2 • 285

Dearborn, Mich./Edsel Ford

75



2017: Did not see game action. **2016:** Redshirted.


ROBI STUART

So./So. • Defensive Line

6-2 • 296

Saginaw, Mich./Nouvel Catholic Central

71



	----Tackles----				TFL-Yds	Sacks	-Fumbles-		-INT-	
	G	Solo	Ast	Total			FF	FR-Yds	No-Yards	PBU
2017	6	0	2	2	0.0-0	0.0-0	0	0-0	0-0	0

2017: Appeared in six games ... recorded two tackles on the season ... had one tackle at Ohio (10/7) and Ball State (10/21). **High school:** Detroit Free Press Division 8 First Team All-State in 2016 ... Associated Press Division 7-8 First Team All-State in 2016 ... four-year starter ... made 68 tackles, including 18 for loss and 10 sacks during senior year ... also recovered two fumbles and blocked field goal in 2016 ... two-year captain ... Eagle Scout ... National Honor Society ... played for coach Mike Boyd.

JACOREY SULLIVAN

So./So. • Wide Receiver

6-1 • 216

Muskegon, Mich./Muskegon

11



2017: Appeared in eight games. **High school:** Ranked 28th on Free Press Fab 50 ... ranked No. 29 on Detroit News Blue Chip List ... Ranked 34th on MLive Top 50 Class of 2017 ... Detroit Free Press Division 3 First Team All-State in 2016 ... Associated Press Division 3 First Team All-State ... helped Big Reds to 2016 Division 2 state championship game ... finished senior year with 25 receptions or 571 yards and made 74 tackles and five interceptions with one pick-six on defense ... three-year starter in one of state's best prep programs ... played for Shane Fairfield.

TYJUAN SWAIN

Sr./Sr. • Defensive Back

6-0 • 190

Olympia Fields, Ill./College of DuPage

36



	---Tackles---				TFL-Yds	Sacks	-Fumbles-		-INT-	
	G	Solo	Ast	Total			FF	FR-Yds	No-Yards	PBU
2017	12	8	2	10	0.0-0	0.0-0	0	0-0	1-0	1

2017: Appeared in 12 games ... made 10 tackles, eight of them solos ... had one interception and four tackles at Kansas (9/9) ... recorded a tackle in six games.


DAMON TERRY

Sr./Jr. • Wide Receiver

6-0 • 200

Lansing, Mich./Everett

9



	G	Rec	Yds	Avg	TD	Long	Avg/Gm
2017	11	3	35	11.7	0	24	3.2

2017: Saw action in 11 games, starting three ... had three catches for 35 yards, four kick returns for 91 yards, and made six tackles on special teams ... made three tackles vs. Rhode Island (8/31) ... made onesolo tackle at Kansas (9/09) ... caught one pass for 24 yards and made one solo tackle at Syracuse (9/16) ... caught two passes for 11 yards and returned one kick for 21 yards at Boston College (9/30) ... had a 34-yard kick return at Ohio (10/07) ... returned one kick for 19 yards at Western Michigan (11/01) ... returned one kick for 17 yards vs. Northern Illinois (11/24). **2015:** Redshirted. **High School:** Ranked No. 52 on the Detroit News Blue Chips list ... earned Division 1 All-State honorable mention honors from The Associated Press, Detroit Free Press and Detroit News in 2014 ... named to the Lansing State Journal Dream team in 2013 and honorable mention All-Area in 2014 ... received all-conference honors as a junior and senior ... selected the 2014 D Zone Mid-Michigan defensive player of the year ... finished high school career with 75 receptions for 1,515 yards and 25 touchdowns ... also had 65 tackles, two interceptions and one blocked punt ... team captain as a senior ... led his team to three-straight playoff appearances and a conference title in 2012 ... earned three varsity letters in football and track & field, and two in basketball ... garnered all-state and all-conference honors in track & field ... mother is Tashan Terry ... high school coach was Marcelle Carruthers.




CLAY WALDERZAK

Sr./Sr. • Offensive Line

6-4 • 270

Standish, Mich./Standish-Sterling Central

47



2017: Appeared in 12 games, making six starts, after moving to interior of offensive line from tight end in the off-season ... started five games at left tackle and one at right tackle. **2016:** Did not see action. **2015:** Did not see game action due to injury. **2014:** Redshirted. **High School:** Three-year starter ... helped Standish-Sterling to playoffs in 2011, district finals in 2012, and to district championship in 2013 ... ranked No. 39 on Detroit News Blue Chip List ... honored on 2013 Associated Press and Detroit Free Press All-State First Team ... named 2013 MLive/Bay City Times Football Player of the Year ... team MVP in 2013 ... owns single-season school records for blocked passes (11) and punt average (44.8) ... career numbers include 62 receptions, 14 touchdown receptions, 55 tackles, five sacks, one interception return for a touchdown, and two fumble recoveries returned for TDs ... a four-year letterwinner in track & field and a three-year letterwinner in basketball ... earned MVP honors in track and basketball ... owns school shot put record (57 feet, 3 inches) ... 2013 state shot put champion ... 2013 all-state track honoree (shot put, discus) ... named 2012 all-state in track (discus) and powerlifting.

JONATHAN WARD

Jr./Jr. • Running Back

6-0 • 185

Kankakee, Ill./Bishop McNamara

5



	G	Att	Gain	Loss	Net	Avg	TD	Long	Avg/Gm
2016	8	36	200	0	200	5.6	2	45	25.0
2017	13	178	1052	33	1019	5.7	10	79	78.4
Career	21	214	1252	33	1219	5.7	12	79	51.7

2017: Appeared in all 13 games, making eight starts ... led Chippewas in rushing yards (1,019), rushing attempts (178) and rushing touchdowns (10) ... averaged 78.4 yards rushing per game, which ranked fourth in the Mid-American Conference ... named Second Team All-MAC ... averaged 114.5 all-purpose yards, ranking third in the MAC ... second on team with 48 receptions and rolled up 470 yards receiving, which was fourth on the team ... caught three TD passes ... scored 13 TDs and scored a team-high 78 points ... recorded 147 yards on 19 carries with one touchdown, and caught two passes for 17 yards vs. Rhode Island (8/31) ... rushed 13 times for 97 yards and two touchdowns vs. Ball State (10/21) ... rushed 17 times for 132 yards and a touchdown and caught four passes for 81 yards at Western Michigan (11/01) ... named MAC West Offensive Player of the Week for his performance vs. Western Michigan ... ran 19 times for a career-high 159 yards and two touchdowns while adding a 27-yard reception vs. Eastern Michigan (11/08) ... had 13 carries for 80 yards and one touchdown at

Kent State (11/14) ... matched his career-high of 159 rushing yards and recorded one rushing touchdown on 21 attempts, and added a receiving touchdown on a 4-yard catch vs. Northern Illinois (11/24). **2016:** Saw action in eight games as a true freshman ... ran for 200 yards and two touchdowns on 36 carries for the season, good enough for third on the team in all three categories ... caught eight passes for 69 yards on the year ... ran for 79 yards and a touchdown on seven carries vs. Presbyterian (9/1) ... posted a season-high 12 carries for 52 yards against UNLV (9/17) ... ran for 27 yards and a touchdown on seven carries at Virginia (9/24) ... recorded 14 rushing yards on three carries, and 48 receiving yards on four receptions against Tulsa in the Miami Beach Bowl (12/19). **High school:** Three-year starter holds school career records for touchdowns (83) and rushing yards (5,689) ... set single-season records for yards (2,400) and TDs (36) ... scored seven TDs in one game, a school record ... earned All-State honors as a senior ... led team to 13-1 finish and Class 3A state title in 2015 ... earned Chicago Catholic League White Division Tony Lawless Award after both junior and senior seasons. The Lawless is the highest individual honor the league bestows ... three time All-Catholic League selection ... two-time team MVP placed second in Illinois state high school track meet in the long jump in 2015 ... played for coach Rich Zinanni.

GERVON WINN

So./So. • Wide Receiver

6-1 • 175

West Bloomfield, Mich./West Bloomfield

89



2017: Did not see game action.

47 • Sean Adesanya • DL • 6-3 • 250 • Rahway, N.J./Illinois

Illinois: Earned Academic All-Big Ten honors in 2017 ... played in seven games ... tallied 10 tackles (seven solo) and one sack ... had four tackles and a sack vs. South Florida.

10 • Montrae Braswell • DB • 5-11 • 187 • Avon Park, Fla./Avon Park

Earned Second Team All-State honors in 2017 ... earned Avon Park Offensive Player of the Year Award ... led team to 10-2 finish in 2017 ... led team to three consecutive district championships from 2015-17 ... also lettered in track and field ... named team MVP in track and field ... played football for coach Wade Jackson.

59 • Tico Brown • DL • 6-2 • 276 • Kokomo, Ind./Homestead

Three-year varsity letter winner ... had 224 tackles, 21.5 sacks, three forced fumbles, 39 tackles-for-loss, five pass breakups in career ... holds school career sack record ... named team's Outstanding Defensive Lineman during sophomore, junior and senior seasons ... two-time First Team All-Summit Athletic Conference ... twice named to Fort Wayne Journal Gazette All-Northeast Indiana Team ... led Homestead to 8-2 record in 2017 and back-to-back sectional titles in 2016 and '17 ... played high school football for Chad Zolman.

33 • Carlton Cleophat • LB • 6-0 • 210 • Pompano Beach, Fla./Blanche Ely

Recorded 26 sacks, forced 10 fumbles, recovered five fumbles and made more than 250 tackles during prep career ... two-time team most valuable player ... twice received All-Broward County honorable mention by the Sun Sentinel ... also a standout in discus and shot put in track and field ... played high school football for coach Calvin Davis.

Xavier Crawford • DB • 6-1 • 190 • Pittsburg, Calif./Oregon State

Oregon State: Totaled 87 career tackles – 63 solo – with one interception, 13 pass deflections, one forced fumble and two tackles-for-a-loss ... named a freshman All-American by the Football Writers Association of America (FWAA), USA Today, Pro Football Focus and Campus Insiders ... recognized as a member of the Pac-12 and national All-Freshman team by Athlon ... received Pac-12 All-Conference honorable mention accolades in 2016. **High School:** Named league MVP as a senior ... earned All-North Coast Section Honors ... helped Eagles to a 9-1 record and a share of the Diablo League championship ... played in the Polynesian All-American Game ... participated in track & field helping his team to capture the 2014 league title in the 100- and 200-meter sprints ... played wide receiver and defensive back for Pittsburg.

73 • Nolan Eike • OL • 6-6 • 270 • Batavia, Ill./Batavia

Led Batavia to 13-1 finish and Illinois Class 7A state championship ... First Team All-Upstate Eight Conference in 2017 ... all-Kane County and Beacon News All-Area in 2017 ... Batavia Bulldog Award for leadership/character in 2017 ... earned all-league honorable mention in 2016 ... carried 4.2 grade point average ... two-time Academic All-Upstate Eight Conference honoree ... earned Illinois High School Association Academic All-State honors in 2017 ... four-year honor roll student ... National Math Honor Society and National Science Honor Society ... team captain in 2017 ... also lettered in track and field ... chose CMU over Bowling Green and Eastern Michigan ... played high school football for coach Dennis Piron.

66 • Tyden Ferris • OL • 6-4 • 276 • Delton, Mich./Delton-Kellogg

Named First Team Division 6 All-State by Detroit Free Press and First Team Division 5-6 All-State by the Associated Press in 2017 ... had 21.5 tackles, 13 solos in 2017 ... posted four sacks among 6.5 tackles-for-loss in 2017 ... 37 pancake blocks without surrendering a sack during senior year ... team MVP in leading Delton-Kellogg to 6-5 finish and district title-game berth in 2017 ... two-time All-Southwestern Athletic Conference First Team pick ... two-time All-Barry County

selection ... Named to Kalamazoo Gazette Dream Team in 2017 ... carried 3.8 grade point average, ranking in the top 10 in his class ... team captain ... National Honor Society member ... selected to play in 2018 Blue-Grey All-American Bowl ... son of Rollie Ferris, who lettered at CMU from 1995-97 ... earned four letters in wrestling and three in track and field ... three-time team captain in wrestling ... qualified for the state finals in track and field in the discus and shot put in 2017 ... placed in top eight in MHSAA Division III individual state tournament in each of his four years, including two runner-up finishes.

9 • Marcus Griffin • DL • 6-3 • 305 • Bellevue, Wash./Arizona

Arizona: Saw action in five games in 2017, making two tackles and one tackle-for-a-loss ... saw action in three games in 2016 and 2015. **High School:** Semper Fidelis All-American for Bellevue High School ... first-team offense (Medium Schools All-America Team, Maxpreps) ... KingCo Linemen of the Year and Associated Press First-Team All-State Offense and Defense ... As a senior, collected 55 tackles, 12 sacks and 20 TFL ... Led team to a state title with a 14-0 record ... squad went 56-0 in his high school career.

23 • Randall Harris • DB • 6-0 • 182 • Walled Lake, Mich./Western

Named to All-Lakes Valley Conference team ... Detroit News All-North team selection ... had two interceptions, 21 deflected passes and 55 tackles in 2017 ... amassed 345 yards in punt returns during the season ... three-year varsity letter winner ... helped Western to 8-2 finish and playoff berth while serving as team captain in 2017 ... earned three stars from 24/7sports.com ... earned four varsity letters in track and field and three in basketball ... played football for coach Michael Zdebski.

98 • LaQuan Johnson • DL • 6-3 • 255 • Flint, Mich./Burton Bendle

Two-year starter in high school ... recorded 184 tackles, 21 sacks and scored five touchdowns during two-year varsity career ... team captain and Bendle's Defensive Player of the Year as a senior ... First Team All-State selection by the Detroit Free Press and the Associated Press in 2017 ... two-time All-Genesee Area Conference selection ... lettered in basketball at Bendle, earning all-conference honors in 2016-17 ... played football for coach Jason Beverly.

38 • Kobe Lewis • DB • 6-0 • 215 • Americus, Ga./Americus-Sumter

Named co-Player of the Year in Regional 1-4A ... during senior year, rushed for 1,734 yards and finished with 204 yards in receptions ... scored 25 touchdowns in 2017 ... had 14 solo tackles and two interceptions in 2017 ... led Americus-Sumter to 9-3 finish and second round of Class AAA playoffs ... chose CMU over Georgia State.

6 • Keonta Nixon • WR • 6-4 • 205 • Roselle, Ill./Lake Park

Earned honorable mention on 2017 All-DuPage County Team ... among 2017 highlights was 69-yard touchdown reception and six-catch game in state playoff game.

12 • George Pearson • QB • 6-1 • 210 • Matawan, N.J./Mater Dei

Led Mater Dei Prep to a New Jersey Non-Public Group II title in 2016, his first year at the school ... had 1,456 yards and 29 touchdowns and ran for nearly 400 yards as a junior ... as a senior, he helped Mater Dei return to the Group II finals ... a two-time New Jersey sectional champ, the first coming at Matawan in Central Jersey Group 3 as a freshman ... finished high school career with an 8-2 record in state playoffs.

88 • Bernhard Raimann • TE • 6-7 • 245 • Steinbrunn, Austria./Delton-Kellogg

Foreign exchange student from Austria ... named first team Southwestern Athletic Conference-Valley in 2017 ... played for coach Vic Haas.

19 • Willie Reid • DB • 6-1 • 192 • Detroit, Mich./Cass Tech

Contributor in Cass Tech undefeated 2016 season ... won a state championship with Cass Tech in 2016 ... was honorable mention All-Metro team in 2016 ... played for coach Thomas Wilcher.

8 • Tyrone Scott • WR • 6-3 • 190 • Savannah, Ga./Jenkins

Opened senior season at Jenkins High School with five receptions for 171 yards and three touchdowns ... caught a 45-yard TD pass with no time on the clock in a one-point victory in November ... attracted recruiting interest from 11 teams, including Western Kentucky, Tulane, Mercer, Coastal Carolina, Appalachian State, Boston College ... had 30 catches for 821 yards and six touchdowns as a junior.

57 • NeVen Simington • DL • 6-4 • 240 • Saginaw, Mich./Saginaw

Earned four letters while playing at Saginaw for his father and coach Nate Simington ... made 306 career tackles ... two-time team captain ... also played defensive end, outside linebacker and tight end in high school ... Named to Saginaw News All-Area Dream Team Second Team as a linebacker and to All-Saginaw Valley Conference First Team in 2017 ... Named Detroit Free Press First Team All-State in 2016 ... named to All-Saginaw Valley Conference Second Team Defense in 2014-16 ... also earned three letters in track & field ... his father, Nate Simington, earned three letters while playing for the Chippewas in 1992 and '94-95.

37 • Rolliann Sturkey • DB • 5-11 • 190 • Oak Park, Ill./Oak Park-River Forest

Three-year varsity letter-winner ... two-time state tournament qualifier in wrestling ... played for coach John Hoerster

55 • Romello Tarver • DL • 6-5 • 250 • Delray Beach, Fla./Oxbridge Academy

Recorded 10 sacks and 45 tackles-for-loss during his high school career ... as an offensive lineman, posted 205 career pancake blocks ... selected to Sun Sentinel All-Palm Beach County First Team in 2016-17 and earned honorable mention in 2015 ... carried a 3.4 grade point average ... helped lead Oxbridge Academy to Florida Class 3A state championship game and an 11-2 finish in 2017 ... played at Oxbridge for coach Brendan Kent.

Andrew Ward • LB • 6-1 • 210 • Muskegon, Mich./Nebraska

Nebraska: Redshirted in 2017. **High School:** Racked up 122 total tackles in 2016, including 52 solo stops and 70 assists ... as a senior, earned first-team Division 3 Michigan all-state honors from the Associated Press and was a second-team All-Michigan choice by USA Today ... named the Muskegon Chronicle Defensive Player of the Year and an all-conference selection ... helped the Big Reds to a 12-2 record, and the school fell just short of a state title, dropping a one-point decision in the Division 3 state title game ... starred as a junior in 2015, helping Muskegon to a 9-3 record and a state playoff appearance ... had 90 tackles during his junior campaign.

51 • Shawn Wiley • OL • 6-2 • 296 • Jacksonville, Fla./First Coast

Florida Athletic Coaches Association All-Star in 2016 ... earned three varsity letters ... also lettered in basketball and track and field ... played for coach Marty Lee

46 • Joel Wilson • TE • 6-4 • 220 • Petoskey, Mich./Petoskey

Played quarterback and threw 11 touchdown passes as a senior ... also ran for 450 yards and scored seven TDs in 2017 ... threw for more than 2,000 yards in his high school career ... earned honorable mention Associated Press Division 3-4 All-State ... also played linebacker.



2017 RECAP



Rhode Island 27 Central Michigan 30

MOUNT PLEASANT, Mich. (8/31/17) - Devon Spalding scored on a 4-yard run in the third overtime on Thursday as the Chippewas topped Rhode Island, 30-27, and then breathed a sigh of relief after surviving against the Football Championship Subdivision Rams in the season opener before 16,311 at Kelly/Shorts Stadium.

The Chippewas built a 13-0 lead on a Shane Morris-to-Brandon Childress 4-yard touchdown pass and two Michael Armstrong field goals, and then extended their lead to 21-7 after Ward scored on a 36-yard run a minute into the fourth quarter.

Rhode Island, which had won four games in the last four seasons combined, sprang to life scoring on an 80-yard touchdown pass play and a 14-yard Tyler Harris-to-Aaron Parker TD pass to forge a 21-21 tie with just over two minutes remaining.

The game-tying touchdown came after Rhode Island recovered a Morris fumble at the Chippewas 10-yard line.

The teams traded field goals in the first overtime, and the second overtime ended with Rhode Island's C.J. Carrick pushing wide right a potential game-winning 33-yard field goal.

Carrick booted a 36-yarder to put the Rams in front, 27-24, in the third overtime before Spalding ended it by bulling in from the 4-yard line.

	1	2	3	4	1OT	2OT	3OT	Final
Rhode Island	0	0	7	14	3	0	3	27
Central Michigan	0	13	0	8	3	0	9	30

Scoring Summary

- 2- **CMU** - Armstrong 22 yd field goal
- 2- **CMU** - Childress 4 yd pass from Morris (Armstrong kick)
- 2- **CMU** - Armstrong 39 yd field goal
- 3- **URI** - Coulter 56 yd pass from Harris (Carrick kick)
- 4- **CMU** - Ward 36 yd run (Chapman pass from Morris)
- 4- **URI** - Beauvais 80 yd pass from Harris (Carrick kick)
- 4- **URI** - Parker 14 yd pass from Harris (Carrick kick)
- OT- **URI** - Carrick 42 yd field goal
- OT- **CMU** - Armstrong 22 yd field goal
- OT- **URI** - Carrick 36 yd field goal
- OT- **CMU** - Spalding 4 yd run (no attempt)

	URI	CMU
First Downs	15	24
Net Rushing Attempts-Yards	31-108	50-246
Net Passing	82	237
Passes Att-Comp-Int	40-21-6	54-28-1
Total Offense Plays-Yards	71-392	104-499
Punts (Number-Avg)	7-38.3	9-41.9
Fumbles-Lost	1-0	4-3
Penalties-Yards	10-75	9-87
Possession Time	28:10	31:50
Third-Down Conversions	4 of 16	5 of 20
Sacks By: Number-Yards	4-30	1-10
Attendance	16,311	

RUSHING - **CMU**: Ward 19-147; Spalding 20-70; Morris 7-32; Poljan 1-11. **URI**: Cooper 22-98; Anderson 5-21; Lawson 1-0; TEAM 1-minus 1; Harris 2-minus 10.

PASSING - **CMU**: Morris 25-49 - 1 - 226; Poljan 3- 5 - 0 - 27. **URI**: Harris 21-40 - 6 - 284.

RECEIVING - **CMU**: Chapman 5-88; Hessbrook 5-52; Willis 8-43; Childress 4-20; Lavallii 1-18; Ward 2-17; Spalding 3-15. **URI**: Beauvais 5-106; Parker 7-69; Coulter 1-56; Denny 2-20; Kenny 1-18; Buckner III 2-9; Cooper 3-6.

Central Michigan 45 Kansas..... 27

LAWRENCE, Kan. (9/09/17) - The win was CMU's second straight over a Big 12 opponent after last year's 30-27 Hail Mary stunner at Oklahoma State. It also came a week after a lackluster performance in a triple-overtime season-opening win over Rhode Island.

Morris, a graduate transfer from Michigan, completed 28 of 37 passes in his second game as a Chippewa. He threw a TD passes to Mark Chapman, and one each to Corey Willis and Logan Hessbrook.

The Chippewas were nearly flawless in the first half in seizing a 24-6 lead.

Kansas (1-1) drew to 24-20 with two scores in the first 6 minutes, 10 seconds of the third quarter.

Then it was CMU's turn to respond. Morris drove the Chippewas 73 yards in seven plays and Devon Spalding danced in from a yard out to again make it a two-score game, 31-20.

CMU extended its lead to 38-20 when Morris found Chapman with a 7-yard TD pass on fourth down with 13:28 remaining, capping an 11-play, 91-yard drive.

	1	2	3	4	Final
Central Michigan	0	24	7	14	45
Kansas	3	3	14	7	27

Scoring Summary

- 1- **KU** - Rui 23 yd field goal
- 2- **CMU** - Armstrong 27 yd field goal
- 2- **CMU** - Chapman 14 yd pass from Morris (Armstrong kick)
- 2- **KU** - Rui 33 yd field goal
- 2- **CMU** - Hessbrook 40 yd pass from Morris (Armstrong kick)
- 2- **CMU** - Willis 6 yd pass from Morris (Armstrong kick)
- 3- **KU** - Schadler 33 yd run (Rui kick)
- 3- **KU** - Williams 1 yd run (Rui kick)
- 3- **CMU** - Spalding 1 yd run (Armstrong kick)
- 4- **CMU** - Chapman 7 yd pass from Morris (Armstrong kick)
- 4- **KU** - Williams 2 yd run (Rui kick)
- 4- **CMU** - Chapman 75 yd pass from Morris (Armstrong kick)

	CMU	KU
First Downs	26	29
Net Rushing Attempts-Yards	35-123	34-147
Net Passing	467	323
Passes Att-Comp-Int	37-28-0	62-32-2
Total Offense Plays-Yards	72-590	96-470
Punts (Number-Avg)	5-45.0	4-42.2
Fumbles-Lost	1-1	0-0
Penalties-Yards	9-80	9-65
Possession Time	30:45	29:15
Third-Down Conversions	4 of 12	5 of 18
Sacks By: Number-Yards	2-17	0-0
Attendance	28,531	

RUSHING - **CMU**: Ward 11-59; Morris 8-32; Gwilly 6-13; Ross 3-11; Spalding 7-8. **KU**: Williams 18-64; Thompson 10-48; Schadler 1-33; Hampton 1-13; Herbert 2-6; Bender 2-minus 17.

PASSING - **CMU**: Morris 28-37 - 0 - 467. **OSU**: Bender 32-62 - 2 - 323.

RECEIVING - **CMU**: Chapman 8-168; Willis 8-140; Hessbrook 4-61; Ward 3-35; Cooper 2-26; Childress 1-22; Cole 2-15. **KU**: Hampton 6-67; Schadler 6-60; Johnson 7-57; Williams 5-42; Harrell 3-39; Booker 2-37; Fairs 1-17; Thompson 1-4; Charlot 1-0.

Central Michigan 17 Syracuse 41

SYRACUSE N.Y. (9/16/17) – The Orange rolled up 579 yards in total offense and scored 31 straight points in running away from the Chippewas, 41-17, on Saturday before 33,004 at the Carrier Dome.

Quarterback Shane Morris threw two touchdown passes, the second of which put the Chippewas in front, 17-10, midway through the second quarter.

But it was all Syracuse from there. Orange quarterback Eric Dungey threw for 279 yards and two touchdowns and ran for 105. Syracuse rushed for 300 yards, 242 of which came in the second half.

Morris finished with 279 passing yards, but much of CMU's success came early, before the Orange defense slammed the door. A Chippewa offense that produced 590 yards one week earlier in a win at Kansas, finished with 382, and 164 of that came in the second half.

Morris' TD passes covered 56 yards (to Cameron Cole) and 17 yards (to Jonathan Ward). It was Cole's first collegiate TD reception. Michael Armstrong had a 30-yard field goal for CMU.

	1	2	3	4	Final
Central Michigan	10	7	0	0	21
Syracuse	10	14	17	0	41

Scoring Summary

- 1- **SU** – Murphy 41 yd field goal
- 1- **CMU** – Cole 56 yd pass from Morris (Armstrong kick)
- 1- **CMU** – Armstrong 30 yd field goal
- 1- **SU** – Foster 24 yd interception return (Murphy kick)
- 2- **CMU** – Ward 17 yd pass from Morris (Armstrong kick)
- 2- **SU** – Strickland 18 yd pass from Dungey (Murphy kick)
- 2- **SU** – Strickland 9 yd run (Murphy kick)
- 3- **SU** – Dungey 1 yd run (Murphy kick)
- 3- **SU** – Pierce 6 yd pass from Dungey (Murphy kick)
- 3- **SU** – Murphy 25 yd field goal

	CMU	SU
First Downs	22	18
Net Rushing Attempts-Yards	34-105	44-300
Net Passing	131	352
Passes Att-Comp-Int	46-23-2	35-19-1
Total Offense Plays-Yards	80-382	79-579
Punts (Number-Avg)	10-48.1	7-51.0
Fumbles-Lost	2-1	2-2
Penalties-Yards	5-38	9-104
Possession Time	30:14	29:46
Third-Down Conversions	3 of 16	6 of 18
Sacks By: Number-Yards	0-0	0-0
Attendance	33,004	

RUSHING - CMU: Gwilly 6-44; Ward 10-33; Spalding 7-23; Ross 5-17; Poljan 1-0; Morris 3-minus 1; Edwards 1-minus 3; TEAM 1-minus 8. **SU:** Dungey 11-105; Neal 5-81; Riley 4-47; Strickland 15-45; Pierre 6-17; Mahoney 1-3; Perkins 2-2.

PASSING - CMU: Morris 23-46 – 2 – 277; Kroll 0-1 – 0 – 0. **SU:** Dungey 19-35 – 1 – 279.

RECEIVING - CMU: Cole 3-75; Ward 5-66; Chapman 4-71; Terry 1-24; Cooper 3-23; Hessbrook 1-19; Spalding 2-11; Ross 1-9. **SU:** Ishmael 8-139; Riley 4-82; Philips 3-32; Strickland 2-18; Pierce 2-8.

Miami..... 31 Central Michigan 14

MOUNT PLEASANT, Mich. (9/23/17) - Miami (Ohio) scored on its first two possessions and Central Michigan never recovered on Saturday as the RedHawks handed the Chippewas a 31-14 loss before 17,194 on a steamy day at Kelly/Shorts Stadium.

Gus Ragland ran 6 yards for a score to cap the game's first drive and give Miami a 7-0 lead. He then tossed a 3-yard scoring pass to Quentin Hardy with just over a minute to play in the first quarter. The RedHawks rolled up 167 yards in offense, converted four third-down opportunities, and gained seven first downs in the first quarter.

The Chippewas responded with Shane Morris scoring his first rushing TD as a collegian, a 2-yarder, with 10:39 left in the first half to pull CMU to 14-7.

Just over a minute later, Ragland connected with Sam Martin on a 50-yard TD pass play to re-up the RedHawks' lead to two TDs, 21-7.

Miami extended its lead to 28-7 when Kenny Young bolted 31 yards for a score with under three minutes to play in the half.

The Chippewas managed to slice their deficit to 28-14 when Morris tossed a 28-yard TD pass to Eric Cooper with 1:00 to play in the half.

	1	2	3	4	Final
Miami	14	14	3	0	31
Central Michigan	0	14	0	0	14

Scoring Summary

- 1- **MIAMI** – Ragland 6 yd run (Sloman kick)
- 1- **MIAMI** – Hardy 3 yd pass from Ragland (Sloman kick)
- 2- **CMU** – Morris 2 yd run (Armstrong kick)
- 2- **MIAMI** – Martin 50 yd pass from Ragland (Sloman)
- 2- **MIAMI** – Young 31 yd run (Sloman kick)
- 2- **CMU** – Cooper 28 yd pass from Morris (Armstrong kick)
- 3- **MIAMI** – Sloman 34 yd field goal

	MIAMI	CMU
First Downs	20	19
Net Rushing Attempts-Yards	40-177	38-117
Net Passing	217	228
Passes Att-Comp-Int	19-11-0	39-20-2
Total Offense Plays-Yards	59-394	77-345
Punts (Number-Avg)	7-42.1	6-49.5
Fumbles-Lost	0-0	0-0
Penalties-Yards	10-102	6-80
Possession Time	29:59	30:01
Third-Down Conversions	5 of 13	6 of 17
Sacks By: Number-Yards	0-0	2-8
Attendance	17,193	

RUSHING - CMU: Ward 22-56; Morris 7-33; Poljan 2-19; Gwilly 5-9; Edwards 1-0; Spalding 1-0. **MIAMI:** Young 14-91; Smith 15-60; Ragland 10-35; TEAM 1-minus 9.

PASSING - CMU: Morris 15-33 – 2 – 195; Poljan 4-5 – 0 – 24; Ward 1-1 – 0 – 9. **MIAMI:** Ragland 11-19 – 0 – 217.

RECEIVING - CMU: Cooper 6-81; Chapman 4-71; Ward 4-41; Cole 1-14; Gwilly 1-7; Roberson 1-5; Crouch 1-4. **MIAMI:** Martin 2-72; Gardner 3-66; Murphy 2-30; Smith 1-25; Young 1-14; Mayock 1-7; Hardy 1-3.



Central Michigan 8 Boston College..... 28

BOSTON (9/30/17) - Michael Walker set up three Boston College touchdowns with long punt returns on Saturday as the Eagles handed the Chippewas a 28-8 nonconference loss before 27,030 at the Eagles' Alumni Stadium.

Boston College intercepted CMU quarterback Shane Morris three times as the Chippewas offense struggled for the third consecutive week. Morris threw for 171 yards on 21-of-42 passing.

Running back Jonathan Ward caught a career-high 10 passes for 49 yards, while freshman Tony Poljan, the Chippewas' second-string quarterback, finished with three catches for a team-high 61 yards.

CMU seized a 2-0 lead when defensive lineman Nate Brisson-Fast tackled a Boston College ball carrier in the end zone less than four minutes into the game.

Walker returned four punts for an average of 32 yards and a long of 61. His first-half returns of 61, 34 and 29 yards gave the BC offense a short field to work with, and the Eagles cashed in each time.

Jon Hilliman scored three touchdowns as the Eagles built their three-touchdown lead midway through the third quarter.

	1	2	3	4	Final
Central Michigan	2	6	0	0	8
Boston College	14	7	7	0	28

Scoring Summary

- 1- **CMU** - Brisson-Fast safety
- 1- **BC** - Hilliman 6 yd run (Lichtenberg kick)
- 1- **BC** - Dillion 15 yd run (Lichtenberg kick)
- 2- **CMU** - Gwilly 1 yd run (Poljan pass failed)
- 2- **BC** - Hilliman 2 yd run (Lichtenberg kick)
- 3- **BC** - Hilliman 3 yd pass from Brown (Lichtenberg kick)

	CMU	BC
First Downs	18	17
Net Rushing Attempts-Yards	33-116	53-224
Net Passing	180	85
Passes Att-Comp-Int	43-22-3	21-14-0
Total Offense Plays-Yards	76-296	74-309
Punts (Number-Avg)	8-41.0	5-42.2
Fumbles-Lost	1-0	2-2
Penalties-Yards	6-53	6-43
Possession Time	31:34	28:26
Third-Down Conversions	6 of 16	8 of 18
Sacks By: Number-Yards	0-0	3-18
Attendance	27,036	

RUSHING — **CMU**: Gwilly 12-61; Ward 4-31; Ross 5-23; Poljan 4-20; Morris 8-minus 19. **BC**: Dillon 25-120; Hilliman 23-89; Brown 4-20; Smith 1-minus 5.

PASSING — **CMU**: Morris 21-42 - 3 - 171; Poljan 1-1 - 0 - 9. **BC**: Brown 14-21 - 0 - 85.

RECEIVING — **CMU**: Poljan 3-61; Ward 10-49; Chapman 4-42; Cooper 2-14; Terry 2-11; Gwilly 1-3. **BC**: Smith 2-35; Sweeney 3-17; White 3-11; Idrizi 1-7; Garrison 2-4; Glines 1-4; Marten 1-4; Hilliman 1-3.

Central Michigan 26 Ohio 23

ATHENS, Ohio (10/07/17) - Tyler Conklin, who missed the Chippewas' first five games with a foot injury, made his presence felt almost immediately. His first catch went for 19 yards on the Chippewas' first possession, which ended in a 16-yard Conklin touchdown catch from quarterback Shane Morris.

Trailing 14-7 with 6 seconds left in the first half, the Chippewas blocked an Ohio field goal attempt and Sean Bunting scooped up the loose ball and raced 60 yards to pull CMU to within a point, 14-13, at the break.

Morris connected with Conklin on a 10-yard scoring pass with 10:16 to play to extend the Chippewas' lead to 26-14.

The Bobcats made it interesting when they blocked a CMU punt out of the end zone for a safety with under eight minutes to play, drawing to 26-16, and then quarterback Nathan Rourke scored from 3 yards out with 5:01 remaining to make it 26-23.

	1	2	3	4	Final
Central Michigan	7	6	6	7	26
Ohio	7	7	0	9	23

Scoring Summary

- 1- **OHIO** - Rourke 1 yd run (Zervos kick)
- 1- **CMU** - Conklin 16 yd pass from Morris (Armstrong kick)
- 2- **OHIO** - Rourke 14 yd run (Zervos kick)
- 2- **CMU** - Bunting 60 yd missed FG return (Armstrong fumble)
- 3- **CMU** - Ward 1 yd run (Poljan pass intcpt)
- 4- **CMU** - Conklin 10 yd pass from Morris (Armstrong kick)
- 4- **OHIO** - TEAM safety

	CMU	OHIO
First Downs	18	21
Net Rushing Attempts-Yards	31-68	39-190
Net Passing	249	160
Passes Att-Comp-Int	35-25-1	31-17-1
Total Offense Plays-Yards	66-317	70-350
Punts (Number-Avg)	5-28.2	3-44.3
Fumbles-Lost	0-0	3-3
Penalties-Yards	8-78	5-28
Possession Time	31:54	28:06
Third-Down Conversions	5 of 12	10 of 15
Sacks By: Number-Yards	2-10	2-10
Attendance	23,570	

RUSHING - **CMU**: Poljan 5-24; Gwilly 8-17; Edwards 3-16; Morris 7-7; Ward 7-5; TEAM 1-minus 1. **OHIO**: Rourke 13-105; Ouellette 15-65; Brown 9-18; Ross 1-3; Meyer 1-minus 1.

PASSING - **CMU**: Morris 25-35 - 1 - 249. **OHIO**: Rourke 17-31 - 1 - 160.

RECEIVING - **CMU**: Conklin 10-136; Chapman 6-66; Ward 6-29; Cooper 2-9; Gwilly 1-9. **OHIO**: Cope 6-58; Meyer 2-39; Mangen 3-26; Morgan 1-12; Ouellette 2-11; Odom 2-10; Burroughs 1-4.

Toledo 30 Central Michigan 10

MOUNT PLEASANT, Mich. (10/14/17) - Terry Swanson rushed for 145 yards and two touchdowns as the Rockets (5-1, 2-0) moved the ball effectively on the ground in a game played in steady rain. Shakif Seymour added 117 yards and a touchdown for Toledo, which averaged 5.5 yards per play on the ground and 399 total.

CMU was unable to sustain any kind of offensive production, finishing with 224 total yards including just 62 on the ground.

Swanson scored on a 48-yard run and a 22-yard run and Jameson Vest kicked a 41-yard field goal to give Toledo a 17-0 halftime lead.

The Chippewas' best offensive success came in the second half. They drove inside the Toledo 5-yard line late in the third quarter and settled for a 23-yard Michael Armstrong field goal.

Toledo quarterback Logan Woodside ran 5 yards for a TD and Seymour scored on an 8-yard run to put the game out of reach.

CMU quarterback Shane Morris connected with Tyler Conklin on a 26-yard TD pass with just over a minute remaining.

	1	2	3	4	Final
Toledo	7	10	0	13	30
Central Michigan	0	0	3	7	10

Scoring Summary

- 1- **TOL** - Swanson 48 yd run (Vest kick)
- 2- **TOL** - Vest 41 yd field goal
- 2- **TOL** - Swanson 22 yd run (Vest kick)
- 3- **CMU** - Armstrong 23 yd field goal
- 4- **TOL** - Woodside 5 yd run (Vest kick failed)
- 4- **TOL** - Seymour 8 yd run (Vest kick)
- 4- **CMU** - Conklin 26 yd pass from Morris (Armstrong kick)

	TOL	CMU
First Downs	17	12
Net Rushing Attempts-Yards	56-310	21-62
Net Passing	89	182
Passes Att-Comp-Int	18-10-0	38-17-2
Total Offense Plays-Yards	74-399	59-244
Punts (Number-Avg)	6-30.5	8-39.5
Fumbles-Lost	0-0	0-0
Penalties-Yards	4-30	2-18
Possession Time	37:47	22:13
Third-Down Conversions	5 of 16	3 of 13
Sacks By: Number-Yards	0-0	1-5
Attendance	15,572	

RUSHING - CMU: Ward 10-32; Morris 6-23; Poljan 1-5; Gwilly 4-5. **TOL:** Swanson 23-145; Seymour 15-119; Thompkins 11-36; Woodside 4-11; McCrimmon 2-1; TEAM 1-minus 2.

PASSING - CMU: Morris 17-37 - 2 - 182; Poljan 0-1 - 0 - 0. **TOL:** Woodside 10-18 - 0 - 89.

RECEIVING - CMU: Chapman 5-71; Conklin 3-48; Cooper 3-37; Willis 2-12; Gwilly 1-9; Ward 3-5. **TOL:** Johnson, D. 2-32; Johnson J. 2-16; Fisher 2-14; Phillips 1-9; Rosi 1-9; Swanson 1-6; Allen 1-3.

Central Michigan 56 Ball State 9

MUNCIE, Ind. (10/21/17) - Jonathan Ward ran for 97 yards and two touchdowns on 13 carries to lead the CMU ground game, which was perfectly complemented by an efficient aerial attack triggered by quarterback Shane Morris.

Morris threw for 199 yards and four touchdowns on 16-of-21 passing. Corey Willis was his top target, finishing with five receptions - three of them for a career-high three touchdowns - for 98 yards.

The CMU defense recorded eight sacks, four of them by senior defensive end Joe Ostman and two each by Michael Danna and Nate Brisson-Fast.

The Chippewas led 28-6 at halftime, then turned it into a rout in the second half, highlighted by a blocked punt by Jerrod Davis which set up a touchdown and freshman Alonzo McCoy's fumble return for a score.

	1	2	3	4	Final
Central Michigan	7	21	7	21	56
Ball State	3	3	3	0	9

Scoring Summary:

- 1- **CMU** - Ward 16 yd run (Armstrong kick)
- 1- **BALL** - Hagee 40 yd field goal
- 2- **BALL** - Hagee 41 yd field goal
- 2- **CMU** - Conklin 34 yd pass from Morris (Armstrong kick)
- 2- **CMU** - Willis 31 yd pass from Morris (Armstrong kick)
- 2- **CMU** - Ward 3 yd run (Armstrong kick)
- 3- **BALL** - Hagee 43 yd field goal
- 3- **CMU** - Willis 63 yd pass from Morris (Armstrong kick)
- 4- **CMU** - Willis 4 yd pass from Morris (Armstrong kick)
- 4- **CMU** - McCoy 27 yd fumble recovery (Armstrong kick)
- 4- **CMU** - Gwilly 33 yd run (Armstrong kick)

	CMU	BALL
First Downs	22	14
Net Rushing Attempts-Yards	45-256	41-81
Net Passing	199	127
Passes Att-Comp-Int	23-16-0	34-20-0
Total Offense Plays-Yards	68-455	75-208
Punts (Number-Avg)	4-34.8	8-33.2
Fumbles-Lost	1-1	2-1
Penalties-Yards	4-50	5-60
Possession Time	27:39	32:21
Third-Down Conversions	8 of 14	5 of 20
Sacks By: Number-Yards	8-33	2-8
Attendance	15,850	

RUSHING - CMU: Ward 13-97; Ross 15-83; Gwilly 6-48; Poljan 4-24; Morris 5-2; Edwards 1-2. **BALL:** Huntley 19-79; Hurt 7-17; Blair 6-11; Dunner 1-0; Milas 8-minus 26.

PASSING - CMU: Morris 16-21 - 0 - 199; Poljan 0-2 - 0 - 0. **BALL:** Milas 18-30 - 0 - 118; Blair 2-4 - 0 - 9.

RECEIVING - CMU: Willis 5-98; Conklin 3-45; Chapman 4-34; Gwilly 1-9; Sabbagh 1-7; Cooper 1-3; Ward 1-3. **BALL:** Hurt 2-30; Givan 2-25; Davis A. 3-20; Miller 2-18; Hall 4-11; Davis K. 1-7; Rudy 1-5; Dunner 1-5; Schrank 1-3; Reece 1-2; Pinter 1-1.



Central Michigan 35 Western Michigan 28

KALAMAZOO, Mich. – (10/01/17) - Trailing from almost the get-go, the Chippewas rallied from a 28-14 deficit, scoring three fourth-quarter touchdowns to shock archrival Western Michigan, 35-28, on a rainy Wednesday night at the Broncos' Waldo Stadium.

Shane Morris connected with Corey Willis on a 77-yard touchdown pass play with 2:37 remaining to break a 28-28 tie as the Chippewas snapped a three-gaming losing streak in the series.

Willis finished with a career-high 148 yards receiving on five receptions. Morris completed 12 of 30 passes for 243 yards and two scores.

Sophomore running back Jonathan Ward finished with 213 all-purpose yards – 132 on the ground, 81 through the air, and one touchdown.

	1	2	3	4	Final
Central Michigan	7	0	7	21	35
Western Michigan	14	7	7	0	28

Scoring Summary

- 1- **WMU** – Franklin 47 yd run (Grant kick)
- 1- **WMU** – Tucker 8 yd run (Grant kick)
- 1- **CMU** – Morris 3 yd run (Armstrong kick)
- 2- **WMU** – Bogan 2 yd run (Grant kick)
- 3- **CMU** – Morris 8 yd run (Armstrong kick)
- 3- **WMU** – Franklin 9 yd run (Grant kick)
- 4- **CMU** – Ward 29 yd run (Armstrong kick)
- 4- **CMU** – Cooper 9 yd pass from Morris (Armstrong kick)
- 4- **CMU** – Willis 77 yd pass from Morris (Armstrong kick)

	CMU	WMU
First Downs	15	17
Net Rushing Attempts-Yards	34-166	54-315
Net Passing	243	42
Passes Att-Comp-Int	31-12-0	18-6-1
Total Offense Plays-Yards	65-409	72-357
Punts (Number-Avg)	10-44.1	9-38.8
Fumbles-Lost	3-2	3-3
Penalties-Yards	6-59	6-54
Possession Time	26:26	33:34
Third-Down Conversions	3 of 14	4 of 14
Sacks By: Number-Yards	3-16	1-6
Attendance	11,776	

RUSHING — CMU: Ward 17-132; Morris 8-27; Ross 7-11; TEAM 2-minus 4. **WMU:** Franklin 26-228; Bogan 9-53; Tucker 5-24; Goddard 14-10.

PASSING — CMU: Morris 12-30 – 0 – 243; Ward 0-1 – 0 – 0. **WMU:** Goddard 6-18 – 1 – 42.

RECEIVING — CMU: Willis 5-148; Ward 4-81; Cooper 1-9; Chapman 1-3; Conklin 1-2; Conklin. **WMU:** Ernsberger 4-35; Eskridge 1-8; Franklin 1-minus 1.

Eastern Michigan 30 Central Michigan 42

MOUNT PLEASANT, Mich. (11/08/17) – Eastern Michigan scored on the first play of the game when Maxx Crosby sacked CMU quarterback Shane Morris, forcing a fumble. Crosby recovered the fumble and rumbled 14 yards for a score.

The Chippewas responded with four touchdowns sandwiched around an Eagle field goal.

Shane Morris hit Tyler Conklin with a 4-yard scoring pass to tie the game 7-7 with under five minutes to play in the first quarter. Jonathan Ward put the Chippewas in front 14-7, with a career-long 79-yard scoring run just over a minute after Conklin's TD catch.

After an Eastern field goal, Morris connected with Willis twice, to put the Chippewas up 28-18 with just over four minutes to play in the half.

Ward scored on a 3-yard run early in the third quarter to make it 35-17.

The Chippewas intercepted Eastern quarterback Brogan Roback five times, the last with under a minute to play, and returned it 33 yards for the game-clinching TD by Amari Coleman.

	1	2	3	4	Final
Eastern Michigan	7	10	0	13	30
Central Michigan	14	14	7	7	42

Scoring Summary

- 1- **EMU** – Crosby, Maxx 14 yd fumble recovery (Fricano kick)
- 1- **CMU** – Conklin 4 yd pass from Morris (Armstrong kick)
- 1- **CMU** – Ward 79 yd run (Armstrong kick)
- 2- **EMU** – Fricano 38 yd field goal
- 2- **CMU** – Willis 12 yd pass from Morris (Armstrong kick)
- 2- **CMU** – Willis 4 yd pass from Morris (Armstrong kick)
- 2- **EMU** – Vann 22 yd run (Fricano kick)
- 3- **CMU** – Ward 3 yd run (Armstrong kick)
- 4- **EMU** – Niupalau 29 yd pass from Roback (Fricano kick)
- 4- **EMU** – Sexton 18 yd pass from Roback (Roback pass failed)
- 4- **CMU** – Coleman 33 yd interception return (Armstrong kick)

	EMU	CMU
First Downs	22	12
Net Rushing Attempts-Yards	36-124	42-177
Net Passing	204	155
Passes Att-Comp-Int	39-23-5	18-11-0
Total Offense Plays-Yards	75-328	60-332
Punts (Number-Avg)	5-50.8	8-40.2
Fumbles-Lost	0-0	1-1
Penalties-Yards	4-37	5-55
Possession Time	32:15	27:45
Third-Down Conversions	5 of 14	3 of 12
Sacks By: Number-Yards	4-43	3-11
Attendance	9,700	

RUSHING — CMU: Ward 19-159; Ross 9-28; Gwilly 5-8; Poljan 1-4; Morris 8-minus 22. **EMU:** Vann 14-71; Eriksen 14-52; Banaham 4-4; Roback 4-minus 3.

PASSING — CMU: Morris 11-18 – 0 – 155. **EMU:** Roback 23-39 – 5 – 204.

RECEIVING — CMU: Willis 6-71; Chapman 3-53; Ward 1-27; Conklin 1-4. **EMU:** Sexton 4-51; Niupalau 3-40; Johnson 5-29; Porter 2-18; Holder 2-17; Aristilde 1-16; Banham 1-11; Bailey 1-9; Vann 3-7; Eriksen 1-6.

Central Michigan 42 Kent State 23

KENT, Ohio. (11/14/17) – The Chippewas built a 21-3 lead midway through the second quarter, and were up 28-10 when backup quarterback Tony Poljan scored his first career TD on a 3-yard run with 3:25 left in the third quarter.

Kent State got a 66-yard TD pass from George Bollas to Trey Harrell and a 56-yard TD run from Mike Carrigan to draw to 28-23 early in the fourth quarter.

The drive on which Carrigan started on the Kent State 4-yard line when CMU quarterback Shane Morris fumbled and the Golden Flashes recovered.

CMU answered with a Morris 53-yard scoring pass to Corey Willis to make it 35-23, Romello Ross closed the scoring with a 2-yard TD run with 2:04 to play.

	1	2	3	4	Final
Central Michigan	7	21	0	14	42
Kent State	3	14	0	6	23

Scoring Summary

- 1- **KENT** – Hynes 23 yd field goal
- 1- **CMU** – Davis 98 yd kickoff return (Armstrong kick)
- 2- **CMU** – Ward 12 yd run (Armstrong kick)
- 2- **CMU** – Chapman 32 yd pass from Morris (Armstrong kick)
- 2- **KENT** – Carrigan 13 yd from Bollas (Hynes kick)
- 2- **CMU** – Poljan 3 yd run (Armstrong kick)
- 2- **KENT** – Harrell 66 yd pass from Bollas (Hynes kick)
- 4- **KENT** – Carrigan 57 yd run (Bollas rush failed)
- 4- **CMU** – Willis 53 yd pass from Morris (Armstrong kick)
- 4- **CMU** – Ross 2 yd run (Armstrong kick)

	CMU	KENT
First Downs	16	25
Net Rushing Attempts-Yards	30-152	47-174
Net Passing	298	320
Passes Att-Comp-Int	23-15-1	30-16-1
Total Offense Plays-Yards	53-450	77-494
Punts (Number-Avg)	4-49.2	3-36.0
Fumbles-Lost	1-1	2-1
Penalties-Yards	7-60	10-109
Possession Time	22:38	37:22
Third-Down Conversions	3 of 9	5 of 14
Sacks By: Number-Yards	7-41	1-2
Attendance	5,580	

RUSHING — **CMU**: Ward 13-80; Morris 8-50; Ross 5-19; Chapman 1-4; Poljan 1-3; **TEAM** 2-minus 4. **KENT**: Rankin 21-67; Carrigan 3-62; Bollas 16-57; Gamble 3-22; Crum 3-minus 9; **TEAM** 1-minus 25.

PASSING — **CMU**: Morris 14-22 – 1 – 297; Poljan 1-1 - 0 - 1. **KENT**: Bollas 15-28 – 1 – 310; Crum 1-2 - 0 - 10.

RECEIVING — **CMU**: Conklin 4-104; Chapman 4-85; Willis 5-75; Poljan 1-30; Ward 1-4. **KENT**: Carrigan 4-83; Harrell 2-81; Rankin 4-64; Butler 2-37; Brumfield 2-25; White 1-11; Price 1-9.

Northern Illinois 24 Central Michigan 31

MOUNT PLEASANT, Mich. (11/24/17) – Shane Morris hit Corey Willis with a 29-yard touchdown pass with 1:31 remaining on Friday as Central Michigan topped Northern Illinois, 31-24, in the Chippewas' regular-season finale at Kelly/Shorts Stadium.

Morris threw for 247 yards and three touchdowns as Central Michigan overcame a 17-0 halftime deficit to extend its win streak over NIU to four games.

Morris' TD passes went to Willis, Mark Chapman and Jonathan Ward, and Ward ran 54 yards for a score early in the fourth quarter to put CMU up 24-17. Ward finished with 159 yards rushing on 21 carries.

NIU (8-4, 6-2) tied the game at 24 with just over three minutes remaining on a Tre Harbison 12-yard run.

CMU responded with a five-play, 75-yard game-winning drive, capped by Morris' fourth-down-and-4 toss to Willis. It was the 23rd career TD reception for Willis, a senior who moved passed Antonio Brown and into third place on CMU's career TD reception list.

	1	2	3	4	Final
Northern Illinois	14	3	0	7	24
Central Michigan	0	0	17	14	31

Scoring Summary

- 1- **NIU** – Johnson 37 yd interception return (Hagan kick)
- 1- **NIU** – Brown 4 yd pass from Childers (Hagan kick)
- 2- **NIU** – Hagan 23 yd field goal
- 3- **CMU** – Chapman 56 yd pass from Morris (Armstrong kick)
- 3- **CMU** – Armstrong 23 yd field goal
- 3- **CMU** – Ward 4 yd pass from Morris (Armstrong kick)
- 4- **CMU** – Ward 54 yd run (Armstrong kick)
- 4- **NIU** – Harbison 12 yd run (Hagan kick)
- 4- **CMU** – Willis 29 yd pass from Morris (Armstrong kick)

	NIU	CMU
First Downs	19	16
Net Rushing Attempts-Yards	40-137	33-139
Net Passing	128	247
Passes Att-Comp-Int	36-20-2	39-20-1
Total Offense Plays-Yards	66-265	72-386
Punts (Number-Avg)	10-43.9	10-41.9
Fumbles-Lost	1-0	1-0
Penalties-Yards	7-60	9-87
Possession Time	31:24	28:36
Third-Down Conversions	5 of 17	4 of 17
Sacks By: Number-Yards	3-23	3-20
Attendance	8,744	

RUSHING — **CMU**: Ward 21-159; Chapman 1-13; Ross 2-5; Poljan 2-0; **TEAM** 1-minus 1; Morris 6-minus 37. **NIU**: Harbison 9-52; Huff 11-48; Childers 12-22; Brown 2-13; Jones 4-12; Thompson; 1-1; **TEAM** 1-minus 1.

PASSING — **CMU**: Morris 19-37 – 1 – 247; Poljan 1-2 - 0 - 0. **NIU**: Childers 20-36 – 2 – 128.

RECEIVING — **CMU**: Chapman 3-74; Conklin 6-67; Cooper 5-58; Willis 3-38; Poljan 1-6; Ward 1-4; Gwilly 1-0. **NIU**: Tears 5-41; Blake 4-26; Beebe 1-26; Crawford 2-15; Brown 3-9; Welsey 1-7; Wimmann 1-5; Jones 1-0.



Central Michigan 14 Wyoming 37

BOISE, Idaho. – (12/22/17) - Wyoming intercepted CMU quarterback Shane Morris three times, sacked him five times, and the Chippewas fumbled the ball away five times. Twenty-three of Wyoming's points – two TDs and three field goals – came after CMU turnovers.

Cowboy quarterback Josh Allen, projected to be a top-five pick in the NFL Draft in April, was as efficient as he needed to be, completing 11 of 19 passes for 154 yards.

He threw three touchdown passes, all in the first quarter, to stake the Cowboys to an early 21-7 lead and force the Chippewas to play catch-up all game long.

Yohanna Ghaifan sacked CMU quarterback Shane Morris, forcing a fumble, and Carl Granderson scooped up the loose ball and raced 58 yards for a TD early in the fourth quarter to make it 37-14 and snuff out CMU's last legitimate hope.

Jonathan Ward finished with a combined 138 yards in rushing and receiving and scored two touchdowns to lead CMU. He took a short pass from quarterback Shane Morris and turned it into a 74-yard TD that kept the Chippewas in the game in the first quarter. He later scored on a 3-yard run.

	1	2	3	4	Final
Central Michigan	7	0	7	0	10
Wyoming	21	6	3	7	55

Scoring Summary

- 1-WY – Scott 23 yd pass from Allen (Rothe kick)
- 1-WY – Conway 11 yd pass from Allen (Rothe kick)
- 1-CMU – Ward 74 yd pass from Morris (Armstrong kick)
- 1-WY – Johnson 45 yd pass from Allen (Rothe kick)
- 2-WY – Rothe 27 yd field goal
- 2-WY – Rothe 28 yd field goal
- 3-WY – Rothe 20 yd field goal
- 3-CMU – Ward 3 yd run (Armstrong kick)
- 4-WY – Granderson 58 yd fumble recovery (Rothe kick)

	CMU	WY
First Downs	18	15
Net Rushing Attempts-Yards	27-18	42-121
Net Passing	346	154
Passes Att-Comp-Int	43-26-4	19-11-0
Total Offense Plays-Yards	70-364	61-275
Punts (Number-Avg)	3-38.0	6-36.8
Fumbles-Lost	6-4	0-0
Penalties-Yards	7-61	5-49
Possession Time	29:14	30:46
Third-Down Conversions	3 of 12	6 of 15
Sacks By: Number-Yards	3-18	5-35
Attendance	16,512	

RUSHING — CMU: Ward 12-29; Poljan 4-15; Ross 3-6; Gwilly 1-2; Morris 7-minus 34. WY: Overstreet 21-85; Woods 9-19; Johnson 1-16; Van 2-5; TEAM 1-minus 1; Allen 1-minus 3.

PASSING — CMU: Morris 23-39 – 4 – 329; Poljan 3-4 – 0 – 17. WY: Allen 11-19 – 0 – 154.

RECEIVING — CMU: Ward 7-109; Conklin 7-98; Chapman 5-70; Willis 3-44; Cooper 4-25. WY: Johnson 3-63; Conway 3-29; Scott 1-23; Mayfield 1-18; Price 2-12; Fort 1-9.

2017 MAC Standings

West Division

	MAC			Overall		
	W	L	Pct.	W	L	Pct.
Toledo	7	1	.875	11	3	.786
Central Michigan	6	2	.750	8	5	.615
Northern Illinois	6	2	.750	8	5	.615
Western Michigan	4	4	.500	6	6	.500
Eastern Michigan	3	5	.375	5	7	.417
Ball State	0	7	0.000	2	10	.167

East Division

	MAC			Overall		
	W	L	Pct.	W	L	Pct.
Akron	6	2	.750	7	6	.538
Ohio	5	3	.625	9	4	.692
Buffalo	4	4	.500	6	6	.333
Miami	4	4	.500	5	7	.417
Bowling Green	2	6	.250	2	10	.167
Kent State	1	7	.125	2	10	.167

2017 MAC Specialty Award Winners

Vern Smith Leadership Award Winner:

QB Logan Woodside, Toledo

Coach of the Year:

Jason Candle, Toledo

Offensive Player of the Year:

QB Logan Woodside, Toledo

Defensive Player of the Year:

DE Sutton Smith, Northern Illinois

Special Teams Player of the Year:

KR Darius Phillips, Western Michigan

Freshman of the Year:

QB Marcus Childers, Northern Illinois

2017 Schedule & Results

DATE	OPPONENT	W/L	SCORE	ATTEND
Aug. 3	Rhode Island	W(OT)	30-27	16311
Sept. 9	at Kansas	W	45-27	28531
Sept. 16	at Syracuse	L	41-17	33004
Sept. 23	Miami (Ohio)*	L	31-14	17193
Sept. 30	at Boston College	L	28-8	27036
Oct. 7	at Ohio*	W	26-23	23570
Oct. 14	Toledo*	L	30-10	15572
Oct. 21	at Ball State*	W	56-9	15850
Oct. 31	at Western Michigan*	W	35-28	11776
Nov. 8	Eastern Michigan*	W	42-30	9700
Nov. 14	at Kent State*	W	42-23	5580
Nov. 24	Northern Illinois*	W	31-24	8744
Dec. 28	vs. Wyoming#	L	37-14	16512

*Denotes conference game

Home games in BOLD

#Famous Idaho Potato Bowl

Score By Quarters

	1st	2nd	3rd	4th	OT	Total
Central Michigan	61	126	61	113	9	370
Opponents	117	98	61	76	6	358

Team Statistics

	CMU	OPP
SCORING	370	358
Points Per Game	28.5	27.5
Points Off Turnovers	80	94
FIRST DOWNS	238	249
Rushing	81	117
Passing	128	108
Penalty	29	24
RUSHING YARDAGE	1745	2408
Rushing Attempts	453	557
Average Per Rush	3.9	4.3
Average Per Game	134.2	185.2
TDs Rushing	19	24
PASSING YARDAGE	3324	2412
Comp-Att-Int	263-469-17	220-402-19
Average Per Pass	7.1	6.0
Average Per Catch	12.6	11.0
Average Per Game	255.7	185.2
TDs Passing	27	16
TOTAL OFFENSE	5069	4820
Average Per Play	5.5	5.0
Average Per Game	389.9	370.8
KICK RETURNS: #-Yards	44-934	44-828
PUNT RETURNS: #-Yards	20-109	29-256
INT RETURNS: #-Yards	19-172	17-240
FUMBLES-LOST	21-14	16-12
PENALTIES-Yards	83-806	90-804
PUNTS-AVG	90-42.2	80-40.7
TIME OF POSSESSION/Game	28:31	31:29
3RD-DOWN Conversions	56/184 (30%)	73/208 (35%)
4TH-DOWN Conversions	10/18 (56%)	9/19 (47%)
RED-ZONE SCORES	34/43 (79%)	38/51 (75%)
RED-ZONE TOUCHDOWNS	27/43 (63%)	26/51 (51%)

Rushing

Player	GP	Att	Gain	Loss	Net	Avg	TD	Long	Avg/G
WARD, Jonathan	13	178	1052	33	1019	5.7	10	79	78.4
GWILLY, Kumehnnu	13	53	220	16	204	3.8	2	33	15.7
ROSS, Romello	11	54	218	15	203	3.8	1	30	18.5
POLJAN, Tony	13	27	133	8	125	4.6	1	17	9.6
SPALDING, Devon	4	35	106	5	101	2.9	2	14	25.2
MORRIS, Shane	13	88	307	214	93	1.1	3	35	7.2
CHAPMAN, Mark	13	2	17	0	17	8.5	0	13	1.3
EDWARDS, Berkley	9	6	18	3	15	2.5	0	9	1.7
TEAM	8	10	2	34	-32	-3.2	0	0	-4.0
Total	134	532	073	328	1745	3.9	19	79	134.2
Opponents	135	573	2739	331	2408	4.3	24	74	185.2

Passing

Player	G	Effic	Att-Cmp-Int	Pct	Yds	TD	Lng	Avg/G
MORRIS, Shane	13	129.1	446-249-17	55.8	3237	27	77	249.0
POLJAN, Tony	13	93.1	21-13-0	61.9	78	0	13	6.0
WARD, Jonathan	13	87.8	1-2-0	50.0	9	0	9	0.7
Total	13	127.4	469-263-17	56.1	3324	27	77	255.7
Opponents	13	108.8	402-220-19	54.7	2412	16	80	185.5

Receiving

Players	GP	No	Yds	Avg	TD	Long	Avg/G
CHAPMAN, Mark	13	59	875	14.8	5	75	67.3
WARD, Jonathan	13	48	470	9.8	3	74	36.2
WILLIS, Corey	10	45	669	14.9	9	77	66.9
CONKLIN, Tyler	8	35	504	14.4	5	42	63.0
COOPER, Eric	13	29	285	9.8	2	40	21.9
HESSBROOK, Logan	3	10	132	13.2	1	40	44.0
COLE, Cameron	8	6	104	17.3	1	56	13.0
GWILLY, Kumehnnu	13	6	37	6.2	0	9	2.8
POLJAN, Tony	13	5	97	19.4	0	30	7.5
CHILDRESS, Brandon	2	5	42	8.4	1	22	21.0
SPALDING, Devon	4	5	26	5.2	0	11	6.5
TERRY, Damon	11	3	35	11.7	0	24	3.2
EDWARDS, Berkley	9	2	5	2.5	0	4	0.6
LAVALLII, Oakley	9	1	18	18.0	0	18	2.0
ROSS, Romello	11	1	9	9.0	0	9	0.8
SABBAGH, Jamil	10	1	7	7.0	0	7	0.7
ROBERSON, Jay	11	1	5	5.0	0	5	0.5
CROUCH, Zach	11	1	4	4.0	0	4	0.4
Total	13	263	3324	12.6	27	77	255.7
Opponents	13	220	2412	11.0	16	80	185.5

Field Goals

Player	FGM-FGA	Pct	01-19	20-29	30-39	40-49	50-59	Lg	Bk
ARMSTRONG, M.	7-11	63.6	0-0	5-5	2-4	0-2	0-0	39	1

Punting

Player	No	Yds	Avg	Long	TB	FC	I20	Bkld
SHELDON, Jack	75	3253	43.4	70	7	7	23	0
OAKLEY, Zach	7	311	44.4	55	0	1	3	1
MOJSLEJENKO, C.	6	190	31.7	44	0	3	2	0
TEAM	1	0	0.0	0	0	0	0	0
MORRIS, Shane	1	43	43.0	43	1	0	0	0
Total.....	90	3797	42.2	70	8	11	28	1
Opponents.....	80	3253	40.7	70	4	26	34	1

Scoring

Player	TD	FGs	PATs					Pass	DXP	Saf	Pts
			Kick	Rush	Rcv						
WARD, Jonathan	13	0-0	0-0	0-0	0	0-0	0	0	0	0	78
ARMSTRONG, Michael	0	7-11	45-46	0-0	0	0-0	0	0	0	0	66
WILLIS, Corey	9	0-0	0-0	0-0	0	0-0	0	0	0	0	54
CHAPMAN, Mark	5	0-0	0-0	0-0	1	0-0	0	0	0	0	32
CONKLIN, Tyler	5	0-0	0-0	0-0	0	0-0	0	0	0	0	30
MORRIS, Shane	3	0-0	0-0	0-0	0	1-2	0	0	0	0	18
COOPER, Eric	2	0-0	0-0	0-0	0	0-0	0	0	0	0	12
SPALDING, Devon	2	0-0	0-0	0-0	0	0-0	0	0	0	0	12
GWILLY, Kumehnnu	2	0-0	0-0	0-0	0	0-0	0	0	0	0	12
COLE, Cameron	2	0-0	0-0	0-0	0	0-0	0	0	0	0	6
CHILDRESS, Brandon	1	0-0	0-0	0-0	0	0-0	0	0	0	0	6
DAVIS, Jerrod	1	0-0	0-0	0-0	0	0-0	0	0	0	0	6
POLJAN, Tony	1	0-0	0-0	0-0	0	0-1	0	0	0	0	6
McCOY, Alonzo	1	0-0	0-0	0-0	0	0-0	0	0	0	0	6
COLEMAN, Amari	1	0-0	0-0	0-0	0	0-0	0	0	0	0	6
Total	50	7-11	45-45	0-1	1	1-3	0	1	370		
Opponents	44	17-25	41-42	0-1	0	0-1	0	1	358		

Interceptions

Player	No	Yds	Avg	TD	Long
COX, Josh	6	118	19.7	0	47
BUNTING, Sean	5	19	3.8	0	18
COLEMAN, Amari	3	33	11.0	1	33
BRIONES, Alex	3	2	0.7	0	7
KELLY, Darwyn	1	0	0.0	0	0
SWAIN, Tyjuan	1	0	0.0	0	0
Total	19	172	9.1	1	47
Opponents	17	240	14.1	2	58

Punt Returns

Players	No	Yds	Avg	TD	Long
CHAPMAN, Mark	12	51	4.2	0	15
COLEMAN, Amari	5	18	3.6	0	13
DAVIS, Jerrod	1	32	32.0	0	0
BRIONES, Alex	1	2	2.0	0	2
WARD, Jonathan	1	0	0.0	0	0
HARVEY, Tee'ondre	0	6	0.0	0	6
Total	20	109	5.4	0	15
Opponents	29	256	8.8	0	61

Kick Returns

Players	No	Yds	Avg	TD	Long
EDWARDS, Berkley	20	336	16.8	0	28
DAVIS, Jerrod	18	478	26.6	1	98
TERRY, Damon	4	91	22.8	0	34
CHAPMAN, Mark	1	15	15.0	0	15
LAVALLI, Oakley	1	14	14.0	0	14
COLEMAN, Amari	0	0	0.0	0	0
Total	44	934	21.2	1	98
Opponents	44	828	18.8	0	64

All-Purpose

ALL PURPOSE	G	Rush	Rec	PR	KOR	IR	Tot	Avg/G
WARD, Jonathan	13	1019	470	0	0	0	1489	114.5
CHAPMAN, Mark	13	17	875	51	15	0	958	73.7
WILLIS, Corey	10	0	669	0	0	0	669	66.9
DAVIS, Jerrod	8	0	0	32	478	0	510	63.8
CONKLIN, Tyler	8	0	504	0	0	0	504	63.0
EDWARDS, Berkley	9	15	5	0	336	0	356	39.6
COOPER, Eric	13	0	285	0	0	0	285	21.9
GWILLY, Kumehnnu	13	204	37	0	0	0	241	18.5
POLJAN, Tony	13	125	97	0	0	0	222	17.1
ROSS, Romello	11	203	9	0	0	0	212	19.3
HESSBROOK, Logan	3	0	132	0	0	0	132	44.0
SPALDING, Devon	4	101	26	0	0	0	127	31.8
TERRY, Damon	11	0	35	0	91	0	126	11.5
COX, Josh	13	0	0	0	0	118	118	9.1
COLE, Cameron	8	0	104	0	0	0	104	13.0
MORRIS, Shane	13	93	0	0	0	0	93	7.2
COLEMAN, Amari	11	0	0	18	0	33	71	6.5
CHILDRESS, Brandon	2	0	42	0	0	0	42	21.0
LAVALLI, Oakley	9	0	18	0	14	0	32	3.6
BUNTING, Sean	13	0	0	0	0	19	19	1.5
SABBAGH, Jamil	10	0	7	0	0	0	7	0.7
HARVEY, Tee'ondre	7	0	0	6	0	0	6	0.9
ROBERSON, Jay	11	0	5	0	0	0	5	0.5
BRIONES, Alex	13	0	0	2	0	2	4	0.3
CROUCH, Zach	11	0	4	0	0	0	4	0.4
TEAM	8	-32	0	0	0	0	-32	-4.0
Total	13	1745	3324	109	934	172	6304	484.9
Opponents	13	2408	2412	256	828	240	6144	472.6

Total Offense

TOTAL OFFENSE	G	Plays	Rush	Pass	Total	Avg/G
MORRIS, Shane	13	534	93	3237	3330	256.2
WARD, Jonathan	13	180	1019	9	1028	79.1
GWILLY, Kumehnnu	13	53	204	0	204	15.7
POLJAN, Tony	13	48	125	78	203	15.6
ROSS, Romello	11	54	203	0	203	18.5
SPALDING, Devon	4	35	101	0	101	25.2
CHAPMAN, Mark	13	2	17	0	17	1.3
EDWARDS, Berkley	9	6	15	0	15	1.7
TEAM	8	10	-32	0	-32	-4.0
Total	13	922	1745	3324	5069	389.9
Opponents	13	959	2408	2412	4820	370.8

Defensive Statistics

DEFENSIVE LEADERS	-----Tackles-----			TFL-Yds	Sacks		---Pass Def---		Fumbles		Blkd Kick	Saf
	Solo	Ast	Total		No-Yards	Int-Yds	BrUp	QBH	Rcv-Yds	FF		
8 FOUNTAIN, Malik	55	34	89	2.5-4	.	.	2
18 COX, Josh	55	32	87	2.5-3	.	6-118	4	.	.	1	.	.
17 BRIONES, Alex	55	28	83	8.5-32	3.0-20	3-2	1	2	3-0	1	.	.
4 KELLY, Darwyn	49	32	81	2.0-4	.	1-0	3	1	1-0	2	.	.
45 OSTMAN, Joe	40	29	69	20.5-80	14.0-68	.	.	3	.	4	.	.
39 OLIVER, Michael	41	27	68	2.0-3	.	.	1	1
57 DANNA, Mike	31	23	54	8.5-46	4.0-35	.	.	5	1-0	.	.	.
3A BUNTING, Sean	34	15	49	0.5-0	.	5-19	5	.	1-0	2	.	.
7 COLEMAN, Amari	32	12	44	4.0-15	.	3-33	8	1
44 STANITZEK, Mitch	27	12	39	7.0-31	3.5-21	.	1	4	2-0	.	.	.
46 BISSON-FAST, Nate	24	12	36	8.5-24	5.5-17	.	1	.	1-0	1	.	1
90 KANTZAVELOS, Chirs	17	17	34	4.0-18	2.5-15	.	1	3	1-0	.	1	.
6 JAMISON, Da'Quaun	24	9	33	1.0-1	.	.	5
43 CLARK, Carlos	16	13	29	1.0-2	.	.	2	1
95 DILL, D'Andre	21	4	25	4.0-10	1.0-6	2	.	.
18 APSEY, Trevor	12	8	20	0.5-5	0.5-5	.	1	.	1-0	.	.	.
38 PERRY, Jeff	8	9	17	0.5-1
47 CORBETT, Justin	9	2	11
36 SWAIN, Tyjuan	8	2	10	.	.	1-0
93 KYRE, Donny	2	8	10	1.5-3	1.0-2
38 GOLDEN, Ray	7	1	8	.	.	.	1
9A TERRY, Damon	3	3	6
1A McCOY, Alonzo	6	.	6	0-27	.	.	.
55 STEINHAUER, Michael	4	1	5
49 IDONI, Luke	3	2	5
12 COOPER, Eric	1	2	3
3 CHAPMAN, Mark	2	1	3
41 CONKLIN, Trevor	1	2	3
22 JONES, Gray	3	.	3
1D KEON, Kaden	2	.	2
83 CONKLIN, Tyler	2	.	2
5 WARD, Jonathan	2	.	2
71 STUART, Robi	.	2	2
32 EDWARDS, Berkley	1	1	2
66 SLAUGHTER, Logan	.	1	1
78 WALDERZAK, Clay	1	.	1
15 HARVEY, Tee'ondre	.	1	1
1C RAY, Marcel	1	.	1
11 MORRIS, Shane	.	1	1	1-0	.	.	.
34 ROSS, Romello	1	.	1
99 SHELTON, Jack	1	.	1
33 GWILLY, Kumehnnu	1	.	1
10 OAKLEY, Zach	1	.	1
TM TEAM	1	.	1
28 DAVIS, Jerrod	1	.
Total.....	604	346	950	79-282	35-189	19-172	36	21	12-27	13	2	1
Opponents.....	542	300	842	82-283	23-155	17-240	51	13	14-81	15	2	1

2017 CMU Game-By-Game Stats — Offense

		Rushing				Receiving				Passing				Kick Returns				Punt Returns				Total		
Date	Opponent	no.	yds	td	lg	no.	yds	td	lg	cmp	att	int	yds	td	lg	no.	yds	td	lg	no.	yds	td	lg	off
8/31	RHODE ISLAND	50	246	2	36	28	253	1	34	28-54-1	253	1	34	4	72	0	23	0	0	0	0	0	0	499
9/9	at Kansas	35	123	1	19	28	467	5	75	28-37-0	467	5	75	3	56	0	25	2	13	0	13	0	0	590
9/16	at Syracuse	34	105	0	12	23	277	2	56	23-46-2	277	2	56	3	45	0	17	0	0	0	0	0	0	382
9/23	MIAMI	38	117	1	23	20	228	1	31	20-39-2	228	1	31	1	14	0	14	0	0	0	0	0	0	345
9/30	at Boston College	33	116	1	33	22	180	0	23	22-43-3	180	0	23	3	57	0	24	2	3	0	2	0	0	296
10/7	at Ohio	31	68	1	12	25	249	2	25	25-35-1	249	2	25	2	48	0	34	0	0	0	0	0	0	317
10/14	TOLEDO	21	62	0	8	17	182	1	33	17-38-2	182	1	33	6	105	0	28	1	0	0	0	0	0	244
10/28	at Ball State	45	256	3	33	16	199	4	63	16-23-0	199	4	63	2	23	0	12	2	53	0	15	0	0	455
10/31	at Western Michigan	34	166	3	35	12	243	2	77	12-31-0	243	2	77	5	95	0	25	4	3	0	4	0	0	409
11/8	EASTERN MICHIGAN	42	177	2	79	11	155	3	43	11-18-0	155	3	43	5	103	0	29	3	8	0	5	0	0	332
11/18	at Kent State	30	152	3	35	15	298	2	53	15-23-1	298	2	53	4	206	1	98	0	0	0	0	0	0	450
11/24	NORTHERN ILLINOIS	33	139	1	54	20	247	3	56	20-39-1	247	3	56	1	17	0	17	3	19	0	8	0	0	386
12/28	vs Wyoming	27	18	1	13	26	346	1	74	26-43-4	346	1	74	5	93	0	35	3	10	0	8	0	0	364
	Totals	453	2073	19	79	263	3324	27	77	263-469-17	3324	27	77	44	934	1	98	20	109	0	15	0	0	5069
	Opponent	557	2739	24	74	220	2412	16	80	220-402-19	2412	16	80	44	828	0	64	29	256	0	61	0	0	4820

Avrg/rush: 3.9 | Avrg/catch: 12.6 | Pass eff: 127.4 | KR avrg: 21.2 | PR avrg: 5.4 | All purpose avrg/game: 484.9 | Total offense avrg/gm: 389.9

2017 CMU Game-By-Game Stats — Defense

Date	Opponent	Tackles			Sacks		Fumble		Pass Defense			Blkd		PAT		Attempts	
		ua	a	total	ttl-yds	no-yds	ff	fr-yds	int-yds	qbh	brup	kick	kick	rush	rcv	saf	pts
8/31	RHODE ISLAND	39	22	61	5.0-19	1.0-10	1	0-0	6-5	3	3	0	1-1	0	1	0	30
9/9	at Kansas	62	4	66	5.0-25	2.0-17	0	0-0	2-11	3	2	0	6-6	0	0	0	45
9/16	at Syracuse	45	36	81	2.0-5	0.0-0	2	2-0	1-0	2	2	0	2-2	0	0	0	17
9/26	MIAMI	40	16	56	3.0-15	2.0-8	0	0-0	0-0	1	2	0	2-2	0	0	0	14
9/30	at Boston College	34	68	102	4.0-12	0.0-0	2	2-0	0-0	0	2	0	2-2	0	0	1	8
10/7	at Ohio	31	46	77	6.0-17	2.0-10	3	3-0	1-45	3	5	1	2-3	0	0	0	26
10/14	TOLEDO	51	22	73	5.0-10	1.0-5	0	0-0	0-0	0	2	0	1-1	0	0	0	10
10/21	at Ball State	34	60	94	9.0-35	8.0-33	2	1-27	0-0	3	2	1	8-8	0	0	0	56
11/1	at Western Michigan	53	12	65	5.0-18	3.0-16	1	3-0	1-18	1	2	0	5-5	0	0	0	35
11/8	EASTERN MICHIGAN	56	14	70	9.0-23	3.0-11	0	0-0	5-87	1	5	0	6-6	0	0	0	42
11/14	at Kent State	62	12	74	13.0-54	7.0-41	1	1-0	1-0	3	4	0	6-6	0	0	0	42
11/27	NORTHERN ILLINOIS	52	18	70	10.0-31	3.0-20	1	0-0	2-16	1	5	0	4-4	0	0	0	31
12/28	vs Wyoming	45	16	61	3.0-18	3.0-18	0	0-0	0-0	0	2	0	2-2	0	0	0	14
	Totals	604	346	950	79.0-282	35.0-189	13	12-27	19-172	21	36	2	45-46	0	1	1	370
	Opponent	542	300	842	82.0-283	23.0-155	15	14-81	17-240	13	51	2	41-42	0	0	1	358

2017 CMU Game-By-Game Stats — Special Teams

Date	Opponent	Punting								Field Goals				Kickoffs			
		no.	yds	avg	long	blkd	tb	fc	50+	i20	md-att	long	blkd	no.	yds	avg	tb
8/31	RHODE ISLAND	9	377	41.9	65	0	2	3	2	4	3-4	39	0	5	301	60.2	0
9/9	at Kansas	5	225	45.0	57	0	0	1	1	2	1-1	27	0	8	451	56.4	4
9/16	at Syracuse	10	481	48.1	64	0	0	0	4	7	1-1	30	0	4	204	51.0	0
9/23	MIAMI	6	297	49.5	59	0	1	1	4	2	0-1	0	1	3	144	48.0	1
9/30	at Boston College	8	328	41.0	54	0	0	0	1	3	0-1	0	0	2	87	43.5	0
10/7	at Ohio	5	141	28.2	50	1	0	2	1	1	0-0	0	0	5	274	54.8	2
10/14	TOLEDO	8	316	39.5	55	0	0	2	2	3	1-1	23	0	2	88	44.0	0
10/21	at Ball State	4	139	34.8	46	0	1	0	0	0	0-0	0	0	9	521	57.9	5
11/1	at Western Michigan	10	441	44.1	60	0	2	1	3	3	0-0	0	0	6	282	47.0	0
11/8	EASTERN MICHIGAN	8	332	40.2	52	0	1	0	1	2	0-0	0	0	7	430	61.4	4
11/14	at Kent State	4	197	49.2	52	0	0	0	3	0	0-1	0	0	7	371	53.0	0
11/24	NORTHERN ILLINOIS	10	419	41.9	70	0	1	1	1	1	1-1	23	0	6	364	60.7	4
12/28	vs Wyoming	3	114	38.0	42	0	0	0	0	0	0-0	0	0	3	141	47.0	0
	Totals	90	3797	42.2	70	1	8	11	23	28	7-11	39	1	67	3658	20	0
	Opponent	80	3253	40.7	70	1	4	26	21	34	17-25	43	1	73	4478	23	6



CHIPPEWA HISTORY



CAREER RECORDS

Yards Rushing

1. Curtis Adams (1981-84).....	4,162
2. Walt Hodges (1973-76).....	3,886
3. Jesse Lakes (1969-71).....	3,702
4. Brian Pruitt (1992-94).....	3,693
5. Eric Flowers (1996-99).....	3,122
6. Walt Beach (1956-59).....	2,968
7. Dan LeFevour (2006-09).....	2,948
8. Willie Todd (1978-81).....	2,928
9. Ontario Sneed (2005-08).....	2,863
10. Mose Rison (1974-77).....	2,838

Rushing Attempts

1. Curtis Adams (1981-84).....	761
2. Walt Hodges (1973-76).....	753
3. Eric Flowers (1996-99).....	737
4. Jesse Lakes (1969-71).....	714
5. Billy Smith (1988-91).....	672
6. Brian Pruitt (1992-94).....	671
Dan LeFevour (2006-09).....	671

Rushing Touchdowns

1. Dan LeFevour (2006-09).....	47
2. Curtis Adams (1981-84).....	43
3. Eric Flowers (1996-99).....	35
4. Willie Todd (1978-81).....	34
Zurlon Tipton (2010-13).....	34
6. Jessie Lakes (1969-71).....	33
7. Brian Pruitt (1992-94).....	31
8. Walt Hodges (1973-76).....	27
9. Ontario Sneed (2005-08).....	26
10. Silas Massey (1995-98).....	25
Craig Tefft (1967-68).....	25

Yards Passing

1. Dan LeFevour (2006-09).....	12,905
2. Cooper Rush (2013-16).....	12,891
3. Ryan Radcliff (2009-12).....	9,917
4. Jeff Bender (1988-91).....	6,528
5. Pete Shepherd (1997-2000).....	5,754
6. Derrick Vickers (2000-03).....	5,358
7. Kent Smith (2002-05).....	5,179
8. Joe Youngblood (1990-93).....	4,718
9. Chad Darnell (1994-96).....	4,705
10. Bob DeMarco (1981-84).....	3,699

Passing Attempts

1. Dan LeFevour (2006-09).....	1,763
2. Cooper Rush (2013-16).....	1,648
3. Ryan Radcliff (2009-12).....	1,349
4. Jeff Bender (1988-91).....	960
5. Derrick Vickers (2000-03).....	907
6. Pete Shepherd (1997-2000).....	879
7. Kent Smith (2002-05).....	785
8. Chad Darnell (1994-96).....	606
9. Joe Youngblood (1990-93).....	572
10. Pat Boyd (1962-65).....	528

Passes Completed

1. Dan LeFevour (2006-09).....	1,171
2. Cooper Rush (2013-16).....	1,022
3. Ryan Radcliff (2009-12).....	810
4. Jeff Bender (1988-91).....	502
5. Derrick Vickers (2000-03).....	494
6. Pete Shepherd (1997-2000).....	455
7. Kent Smith (2002-05).....	453
8. Joe Youngblood (1990-93).....	331
9. Chad Darnell (1994-96).....	319
10. Bob DeMarco (1981-84).....	264

Touchdown Passes Thrown

1. Dan LeFevour (2006-09).....	102
2. Cooper Rush (2013-16).....	90
3. Ryan Radcliff (2009-12).....	63
4. Jeff Bender (1988-91).....	38
5. Joe Youngblood (1990-93).....	35
6. Derrick Vickers (2000-03).....	34
7. Chad Darnell (1994-96).....	33
Kent Smith (2002-05).....	33
9. Andy MacDonald (1950-51).....	27
Shane Morris (2017).....	27

Passes Had Intercepted

1. Cooper Rush (2013-16).....	55
2. Ryan Radcliff (2009-12).....	44
3. Pat Boyd (1962-65).....	43
4. Jeff Bender (1988-91).....	40
5. Dan LeFevour (2006-09).....	36
6. Joe Youngblood (1990-93).....	29
7. Pete Shepherd (1997-00).....	28
8. Bob Miles (1966-69).....	27
Bob DeMarco (1981-84).....	27
10. Ron Fillmore (1983-85).....	23
Chad Darnell (1994-96).....	23
Derrick Vickers (2000-03).....	23

Total Offense

1. Dan LeFevour (2006-09).....	15,853
2. Cooper Rush (2013-16).....	12,773
3. Ryan Radcliff (2009-12).....	9,747
4. Jeff Bender (1988-91).....	6,518
5. Kent Smith (2002-05).....	6,079
6. Pete Shepherd (1997-2000).....	5,747
Derrick Vickers (2000-03).....	5,747
8. Chad Darnell (1994-96).....	4,925
9. Joe Youngblood (1990-93).....	4,585
10. Curtis Adams (1981-84).....	4,168

Passes Caught

1. Antonio Brown (2007-09).....	305
2. Bryan Anderson (2006-09).....	290
3. Cody Wilson (2009-12).....	230
4. Titus Davis (2011-14).....	204
5. Reggie Allen (1995-98).....	192
6. Bryan Schorman (1995-98).....	187
7. Justin Harper (2002-05).....	167
8. Corey Willis (2014-2017).....	160
9. Ontario Sneed (2005-08).....	157
10. Damien Linson (2003-06).....	155

Pass Receiving Yardage

1. Titus Davis (2011-14).....	3,700
2. Bryan Anderson (2006-09).....	3,648
3. Reggie Allen (1995-98).....	3,242
4. Antonio Brown (2007-09).....	3,199
5. Bryan Schorman (1995-98).....	2,968
6. Cody Wilson (2009-12).....	2,729
7. Corey Willis (2014-17).....	2,390
8. Damien Linson (2003-06).....	2,279
9. Ken Ealy (1988-91).....	2,064
10. Mark Chapman (2014-17).....	2,035

Touchdown Passes Caught

1. Titus Davis (2011-14).....	37
2. Bryan Anderson (2006-09).....	28
3. Corey Willis (2014-17).....	23
4. Antonio Brown (2007-09).....	22
5. John DeBoer (1982-85).....	19
Reggie Allen (1995-98).....	19
7. Damien Linson (2003-06).....	17
8. Ken Ealy (1988-91).....	16
9. Greg Hoefler (1965-67).....	15
Kito Poblach (2007-10).....	15

Touchdowns Scored

1. Jim Podoley (1953-56).....	51
2. Dan LeFevour (2006-09).....	48
3. Curtis Adams (1981-84).....	44
4. Ontario Sneed (2005-08).....	39
5. Titus Davis (2011-14).....	37
6. Jesse Lakes (1969-71).....	35
Willie Todd (1978-81).....	35
Eric Flowers (1996-99).....	35
9. Walt Hodges (1973-76).....	34
Brian Pruitt (1992-94).....	34

Field Goals

1. Kevin Nicholl (1986-89).....	56
2. Rade Savich (1975-78).....	49
3. Chuck Selinger (1990-93).....	43
4. Andrew Aguila (2007-09).....	42
5. Paul Savich (1998-2001).....	39

PATs Scored

1. Andrew Aguila (2007-09).....	159
2. Rade Savich (1975-78).....	127
3. Brian Eavey (2012-16).....	120
4. Kevin Nicholl (1986-89).....	105
5. Novo Bojovic (1979-82).....	101

Points Scored

1. Jim Podoley (1953-56).....	307
2. Dan LeFevour (2006-09).....	288
3. Andrew Aguila (2007-09).....	285
4. Rade Savich (1975-78).....	274
5. Kevin Nicholl (1986-89).....	273
6. Walt Beach (1956-59).....	268
7. Curtis Adams (1981-84).....	264
8. Ontario Sneed (2005-08).....	234
9. Mike Francowiak (1972-74).....	231
10. Chuck Selinger (1990-93).....	227

Interceptions

1. Jim Bowman (1981-84).....	16
2. Jamie Gent (1962-65).....	15
3. David Johnson (1987-90).....	14
Steve Bograkov (1972-74).....	14
5. Joe Kellogg (1984-87).....	13
6. Robert Jackson (1977-80).....	12
7. Howard Young (1984-87).....	11
Quincy Wright (1993-96).....	11
Tedaro France (1998-2001).....	11
Josh Cox (2014-17).....	11

Tackles

1. Brian Leigeb (1997-2000).....	490
2. Red Keith (2004-07).....	474
3. Nick Bellore (2007-10).....	472
4. Ray Bentley (1979-82).....	443
5. James King (2001-04).....	408
6. Rich Curtiss (1987-90).....	402
7. Justin Cherocci (2011-14).....	399
8. Bryan Gross (1976-78).....	396
9. Mike Bevier (1980-84).....	352
Shawn Williams (1995-98).....	352

Tackles for Loss

1. Dan Bazuin (2003-06).....	60.5
2. Joe Ostman (2014-17).....	45.5
3. Jon McCall (1996-98).....	40
Pat Brackett (1980-84).....	40
Mark Bennett (1972-74).....	40
6. Frank Zombo (2006-09).....	39
7. John Neuman (1973-76).....	37
8. Rick Newsome (1972-74).....	36
9. Jovan Clarke (2001-02).....	35
10. Joe Adam (1997-99).....	34
Calvin Massenberg (1995-98).....	34

Sacks

1. Dan Bazuin (2003-06).....	35.5
2. Joe Ostman (2014-17).....	26.0
3. Frank Zombo (2006-09).....	25.5
4. Jon McCall (1996-98).....	22
5. Mike Nettie (1989-92).....	21
6. Pat Brackett (1981-84).....	18
7. Bubba Hester (1994-96).....	17
8. Mike Kyler (1990-93).....	15
Mark Dennis (1987-89).....	15
Phil Zielinski (1984-87).....	15

SEASON RECORDS

Yards Rushing

1. Brian Pruitt, 1994.....	1,890
2. Silas Massey, 1996.....	1,544
3. Chuck Markey, 1972.....	1,513
4. Zurlon Tipton, 2012.....	1,492
5. Walt Hodges, 1974.....	1,463
6. Billy Smith, 1991.....	1,440
7. Curtis Adams, 1983.....	1,431
8. Robbie Mixon, 2002.....	1,363
9. Eric Flowers, 1998.....	1,302
10. Jesse Lakes, 1970.....	1,296

Rushing Touchdowns

1. Brian Pruitt, 1994.....	20
2. Dan LeFevour, 2007.....	19
Zurlon Tipton, 2012.....	19
4. Silas Massey, 1996.....	16
Eric Flowers, 1998.....	16
6. Curtis Adams, 1983.....	15
7. Jesse Lakes, 1970.....	14
Jim Sandy, 1972.....	14
Rodney Stevenson, 1986.....	14
10. Willie Todd, 1978.....	13
Curtis Adams, 1984.....	13
Craig Tefft, 1968.....	13

Rushing Attempts

1. Billy Smith, 1991.....	374
2. Silas Massey, 1996.....	312
3. Brian Pruitt, 1994.....	292
Eric Flowers, 1998.....	292
5. Chuck Markey, 1972.....	290
6. Donnie Riley, 1989.....	269
7. Craig Tefft, 1968.....	267
Curtis Adams, 1983.....	267
9. Jerry Seymour, 2004.....	262
10. Robbie Mixon, 2002.....	255

Yards Passing

1. Cooper Rush, 2015.....	3,848
2. Dan LeFevour, 2007.....	3,652
3. Cooper Rush, 2016.....	3,533
4. Dan LeFevour, 2009.....	3,438
5. Ryan Radcliff, 2010.....	3,358
6. Ryan Radcliff, 2011.....	3,286
7. Shane Morris, 2017.....	3,237
8. Ryan Radcliff, 2012.....	3,158
9. Cooper Rush, 2014.....	3,157
10. Dan LeFevour, 2006.....	3,031

Passing Attempts

1. Dan LeFevour, 2007.....	543
2. Cooper Rush, 2015.....	489
3. Ryan Radcliff, 2010.....	466
4. Cooper Rush, 2016.....	464
5. Dan LeFevour, 2009.....	456
6. Ryan Radcliff, 2011.....	453
7. Shane Morris, 2017.....	446
9. Kent Smith, 2005.....	420
9. Ryan Radcliff, 2012.....	407
10. Dan LeFevour, 2006.....	388.10.

Passes Completed

1. Dan LeFevour, 2007.....	355
2. Cooper Rush, 2015.....	324
3. Dan LeFevour, 2009.....	318
4. Ryan Radcliff, 2010.....	282
5. Cooper Rush, 2016.....	277
6. Ryan Radcliff, 2011.....	257
7. Kent Smith, 2005.....	255
8. Dan LeFevour, 2008.....	251
9. Dan LeFevour, 2006.....	247
10. Shane Morris, 2017.....	249

Touchdown Passes Thrown

1. Dan LeFevour, 2007.....	28
2. Dan LeFevour, 2009.....	27
Cooper Rush, 2014.....	27
Shane Morris, 2017.....	27
5. Dan LeFevour, 2006.....	26
6. Ryan Radcliff, 2011.....	25
Cooper Rush, 2015.....	25
8. Ryan Radcliff, 2012.....	23
Cooper Rush, 2016.....	23
10. Chad Darnell, 1996.....	22

Passes Had Intercepted

1. Pat Boyd, 1965.....	17
Bob Miles, 1966.....	17
Ryan Radcliff, 2010.....	17
Shane Morris, 2017.....	17
5. Ryan Radcliff, 2011.....	16
Cooper Rush, 2016.....	16
7. Joe Youngblood, 1993.....	15
Cooper Rush, 2013.....	15
9. Ron Fillmore, 1985.....	14
10. Dick Moffitt, 1962.....	13
Bob DeMarco, 1982.....	13
Joe Youngblood, 1992.....	13
Dan LeFevour, 2007.....	13
Cooper Rush, 2014.....	13

Total Offense

1. Dan LeFevour, 2007.....	4,774
2. Dan LeFevour, 2009.....	4,151
3. Cooper Rush, 2015.....	3,896
4. Dan LeFevour, 2006.....	3,552
5. Cooper Rush, 2016.....	3,513
6. Dan LeFevour, 2008.....	3,376
7. Shane Morris, 2017.....	3,330
8. Ryan Radcliff, 2010.....	3,259
9. Kent Smith, 2005.....	3,242
10. Ryan Radcliff, 2011.....	3,217



SEASON RECORD (cont.)

Passes Caught

1. Antonio Brown, 2009	110
2. Antonio Brown, 2007	102
3. Antonio Brown, 2008	93
4. Bryan Anderson, 2007	90
5. Cody Wilson, 2010	83
6. Cody Wilson, 2012	74
7. Bryan Anderson, 2006	73
8. Corey Willis, 2016	71
9. Reggie Allen, 1996	66
10. Justin Harper, 2005	64
Bryan Anderson, 2009	64

Pass Receiving Yardage

1. Reggie Allen, 1996	1,229
2. Antonio Brown, 2009	1,198
3. Cody Wilson, 2010	1,137
4. Bryan Anderson, 2007	1,132
5. Titus Davis, 2013	1,109
6. Corey Willis, 2016	1,087
7. Jammarl O'Neal, 1999	1,085
8. Antonio Brown, 2007	1,003
9. Antonio Brown, 2008	998
10. Titus Davis, 2014	980

Touchdown Receptions

1. Titus Davis, 2014	13
2. Bryan Anderson, 2007	10
3. John DeBoer, 1984	9
Ken Ealy, 1990	9
Reggie Allen, 1996	9
Antonio Brown, 2009	9
Corey Willis, 2016	9
Corey Willis, 2017	9
9. Greg Hoefler, 1966	8
Titus Davis, 2011	8
Titus Davis, 2012	8
Titus Davis, 2013	8

Touchdowns Scored

1. Brian Pruitt, 1994	22
2. Dan LeFevour, 2007	20
Zurlon Tipton, 2012	20
4. Jim Podoley, 1954	18
Bernie Raterink, 1955	18
6. Curtis Adams, 1983	16
Silas Massey, 1996	16
Eric Flowers, 1998	16
9. Dan LeFevour, 2009	15
Antonio Brown, 2009	15

Interceptions

1. Jim Bowman, 1983	8
2. John Blackstock, 1962	6
Jamie Gent, 1963	6
Paul Fleszar, 1975	6
Howard Young, 1987	6
David Johnson, 1988	6
Josh Cox, 2017	6

Tackles

1. Ray Bentley, 1982	173
2. Jim Schulte, 1973	151
3. Mike Bevier, 1984	148
Red Keith, 2007	148
Nick Bellore, 2008	148
6. Brian Leigeb, 2000	147
7. Ray Bentley, 1981	146
8. Bill Schmidt, 1974	144
9. James King, 2003	143
10. Mike Bevier, 1983	140

Tackles for Loss/Yards

1. Dan Bazuin, 2005	26.5/181
2. Kevin Egnatuk, 1983	23/112
3. Joe Ostman, 2017	20.5/80
4. Joe Adam, 1999	20/101
Jovan Clarke, 2002	20/62
Mark Bennett, 1974	20/85

QB Sacks

1. Dan Bazuin, 2005	16
2. Joe Ostman, 2017	14
3. Dan Bazuin, 2006	10.5
4. Kevin Egnatuk, 1983	9
Mike Nettie, 1991	9
Jon McCall, 1998	9
Joe Adam, 1999	9
Frank Zombo, 2008	9
Joe Ostman, 2016	9

Fumble Recoveries

1. Steve Bograkov, 1973	5
Denny Starnes, 1977	5

PATs Kicked

1. Andrew Aguila, 2007	60
2. Andrew Aguila, 2009	55
3. Rick Albreski, 2006	48
4. Casey Wilson, 1996	45
Michael Armstrong, 2017	45
5. Andrew Aguila, 2008	44
6. David Harman, 2012	43
7. Brian Eavey, 2016	42
8. Brad Blasy, 1994	40
Brian Eavey, 2014	40
10. Mike Franckowiak, 1974	38
Rade Savich, 1978	38
Brian Eavey, 2015	38

Field Goals Kicked

1. Kevin Nicholl, 1989	20
2. Andrew Aguila, 2009	17
3. Kevin Nicholl, 1987	16
Andrew Aguila, 2008	16
Brian Eavey, 2015	16
6. Rade Savich, 1978	15
Chuck Selinger, 1991	15
David Harman, 2012	15
9. Rade Savich, 1976	14
Brad Blasy, 1995	14
Mike Grzawski, 2002	14

Points Scored

1. Brian Pruitt, 1994	132
2. Dan LeFevour, 2007	120
Zurlon Tipton, 2012	120
4. Mike Franckowiak, 1974	118
5. Jim Podoley, 1954	109
6. Bernie Raterink, 1955	108
7. Andrew Aguila, 2009	106
8. Silas Massey, 1996	98

Punting Average

1. Art Texiera, 1948	44.5
2. Richie Hogan, 2013	43.9
3. Jack Sheldon, 2017	43.4
4. Brian Brandt, 2003	43.1
5. Tony Mikulec, 2006	42.0
6. Larry Moore, 1963	41.0
Cooper Mojsiejenko	41.0
8. Richie Hogan, 2012	40.8
9. Jack Sheldon, 2016	40.2
10. Brian Brandt, 2001	40.1
Brett Hartmann, 2010	40.1

Number of Punts

1. Brian Brandt, 2000	87
2. Jake Kemp, 1998	80
3. Jack Shedon, 2017	75
4. Brian Brandt, 2001	72
Tony Mikulec, 2005	72
6. Three players	71

Punt Return Average

1. Jim Podoley, 1956	29.0
2. Antonio Brown, 2008	20.5
3. Damien Linson, 2004	18.3
4. Bruce Wyman, 1964	13.7
5. Antonio Brown, 2009	13.5

Punts Returned

1. Ted Hollern, 1982	41
2. Ted Hollern, 1983	32
Larry Adams, 1968	32

Kickoff Return Average

1. Bob Zilinski, 1968	34.4
2. Chuck Markey, 1972	30.0
Mose Rison, 1977	30.0
4. Asante White, 2004	28.0
5. Silas Massey, 1995	27.1

Kickoffs Returned

1. Antonio Brown, 2007	40
2. Antonio Brown, 2008	38
3. Antonio Brown, 2009	35
4. Justin Harper, 2003	33
5. Dan Myrick, 1997	31

Blocked Kicks

1. James King, 2001	8
2. Dan Bazuin, 2004	4

SINGLE-GAME RECORDS

Yards Rushing

1. Robbie Mixon vs. Eastern Michigan, 2002	377
2. Brian Pruitt vs. Toledo, 1994	356
3. Jesse Lakes vs. UW-Milwaukee, 1969	343
4. Silas Massey vs. Kent State, 1996	292
5. Brian Pruitt vs. UNLV, 1994	274
6. Thomas Rawls at Northern Illinois, 2014.....	270
7. Jim Podoley vs. Northern Iowa, 1954	258
8. Eric Flowers vs. Ball State, 1998	253
9. Zurlon Tipton vs. Akron, 2012	243
Donnie Riley vs. Akron, 1988	243

Rushing Attempts

1. Eric Flowers vs. Eastern Michigan, 1998	49
2. Curtis Adams vs. Kent State, 1982	45
3. Silas Massey vs. Eastern Michigan, 1996	45
4. Robbie Mixon, Eastern Michigan, 2002	43
5. Jim Sandy, Eastern Michigan, 1973.....	42
Eric Flowers vs. Buffalo, 1999	42
Robbie Mixon vs. Akron, 2000	42
8. Jesse Lakes vs. Illinois State, 1969.....	41
Jesse Lakes vs. Northern Michigan, 1969.....	41
Silas Massey vs. Kent State, 1996	41

Yards Gained Passing

1. Cooper Rush vs. Western Kentucky, 2014	493
2. Brian Brunner vs. Indiana, 2008	485
3. Shane Morris vs. Kansas, 2017	467
4. Kent Smith vs. Western Michigan, 2005	460
5. Ryan Radcliff vs. Ball State, 2011	436
6. Chad Darnell vs. Bowling Green, 1996	435
7. Cooper Rush vs. Syracuse, 2015	430
8. Tim Crowley vs. Eastern Michigan, 1997	412
9. Cooper Rush vs. Virginia, 2016.....	402
10. Dan LeFevour vs. Troy, 2009	395

Total Offense

1. Cooper Rush vs. Western Kentucky, 2014	519
2. Dan LeFevour vs. Akron, 2007	514
3. Dan LeFevour vs. Ball State, 2007	506
4. Shane Morris vs. Kansas, 2017	499
5. Kent Smith vs. Western Michigan, 2005	480
6. Kent Smith vs. Miami, 2005	478
7. Brian Brunner vs. Indiana, 2008	460
8. Kent Smith vs. Toledo, 2004	446
9. Dan LeFevour vs. Kent State, 2007	434
10. Chad Darnell vs. Bowling Green, 1996	429

Passes Attempted

1. Kent Smith vs. Western Michigan, 2005	70
2. Ryan Radcliff vs. Navy, 2010.....	58
3. Dan LeFevour vs. Purdue, 2007	56
4. Dan LeFevour vs. Troy, 2009	55
5. Dan LeFevour vs. Akron, 2007	54
6. Brian Brunner vs. Indiana, 2008	53
7. Ryan Radcliff vs. Miami, 2010	52
Ryan Radcliff vs. Ohio, 2011	52
9. Kent Smith vs. Northern Illinois, 2005	51
Cooper Rush vs. Syracuse, 2015	51

Passes Completed

1. Kent Smith vs. Western Michigan, 2005	46
2. Cooper Rush vs. Syracuse, 2015	37

3. Ryan Radcliff vs. Navy, 2010.....	36
4. Dan LeFevour vs. Purdue, 2007	35
Brian Brunner vs. Indiana, 2008	35
6. Kent Smith vs. Northern Illinois, 2005	33
Dan LeFevour vs. Kent State, 2007	33
Dan LeFevour vs. Michigan State, 2009	33
Dan LeFevour vs. Troy, 2009	33
Ryan Radcliff vs. Eastern Michigan, 2011	33

Passes Caught

1. Antonio Brown vs. Akron, 2007	15
2. Justin Harper vs. Western Michigan, 2005	14
3. Antonio Brown vs. Toledo, 2009	13
Antonio Brown vs. Troy, 2009	13
Cody Wilson vs. Navy, 2010.....	13
6. Terrance McMillan vs. Miami, 1992	12
Cody Wilson vs. Western Michigan, 2010.....	12
8. Bryan Schorman vs. Eastern Michigan, 1997	11
Reggie Allen vs. Ball State, 1997	11
Reggie Allen vs. Michigan State, 1998	11
Justin Harper vs. Northern Illinois, 2005	11
Antonio Brown vs. Ball State, 2009	11
Cody Wilson vs. Northern Illinois, 2010	11

Touchdown Passes Caught

1. Titus Davis vs. Western Kentucky, 2014	4
2. Norm Tellar vs. Toledo, 1929	3
John DeBoer vs. Northern Michigan, 1984	3
Ken Ealy vs. Kent State, 1990	3
Justin Harper vs. Eastern Michigan, 2004	3
Ontario Sneed vs. Temple, 2006.....	3
Bryan Anderson vs. Purdue, 2007	3
Titus Davis vs. Miami, 2014	3
Mark Chapman vs. Kansas, 2017.....	3
Corey Willis vs. Kansas, 2017.....	3

Pass Receiving Yardage

1. Norm Tellar vs. Toledo, 1929	284
2. Reggie Allen vs. Bowling Green, 1996	229
3. Titus Davis vs. Western Michigan, 2012.....	208
4. Damien Linson vs. Miami, 2005	204
5. David Blackburn vs. Ball State, 2011	194
6. Titus Davis vs. Kent State, 2011	192
7. Damien Linson vs. Ohio, 2006	191
8. Titus Davis vs. Ball State, 2013.....	187
Reggie Allen vs. Western Michigan, 1996	187
Greg Hoefler vs. Wayne State, 1966	187

All-Purpose Yards

1. Brian Pruitt vs. Toledo, 1994	435
Robbie Mixon vs. Eastern Michigan, 2002	435
3. Antonio Brown vs. Troy, 2009	403
4. Jerry Seymour vs. Ball State, 2004	357
5. Jesse Lakes vs. UW-Milwaukee, 1969	343
6. Silas Massey vs. Kent State, 1996	342
7. Antonio Brown vs. Eastern Michigan, 2008	313

Touchdown Passes Thrown

1. Cooper Rush vs. Western Kentucky, 2014.....	7
2. Cooper Rush vs. UNLV, 2016	6
3. Bill Kelly vs. Toledo, 1929	5
Kent Smith vs. Eastern Michigan, 2004	5
Dan LeFevour vs. Ball State, 2007	5
Shane Morris vs. Kansas, 2017.....	5



SINGLE-GAME RECORDS (cont.)

Touchdowns Scored

1. Jim Podoley vs. Eastern Illinois, 1956 6

PATs Scored

1. Mike Franckowiak vs. Eastern Illinois, 1972 9
Rade Savich vs. Northern Illinois, 1975 9
Novo Bojovic vs. Eastern Michigan, 1981 9

Field Goals Scored

1. Andrew Aguila vs. Troy, 2009 5
2. John Pahoski vs. Illinois State, 1968 4
Mike Franckowiak vs. Western Ill., 1972 4
Rade Savich vs. Illinois State, 1976 4
Kevin Nicholl vs. SW Louisiana, 1989 4
Paul Savich vs. Western Michigan, 1998 4
Mike Gruzowski vs. Wyoming, 2002 4
Mike Gruzowski vs. EMU, 2002 4
David Harman vs. Iowa, 2012 4

Points Scored

1. Jim Podoley vs. Eastern Illinois, 1956 36

Tackles

1. Brian Leigeb vs. Northern Illinois, 2000 26
2. Ray Bentley vs. Bowling Green, 1980 23
Cory Gildersleeve vs. E. Michigan, 1995 23
Rodrico Epps vs. Ball State, 2000 23

Tackles for Losses

1. Abdullah Muhammad vs. Northern Ill., 1998 7.0
Gabe McMasters vs. Northern Ill., 1999 7.0
3. Chuck Stiver vs. Bowling Green, 1980 6.0
John Johnson vs. Ball State, 1982 6.0
Jon McCall vs. Eastern Michigan, 1997 6.0

Fumble Recoveries

1. Chuck Stiver vs. Ohio, 1978 2

- Kurt Dobronski vs. Northern Illinois, 1979 2
- Robert Jackson vs. Kent State, 1979 2
- Mike Bruns vs. Northern Illinois, 1985 2
- Chris Wise vs. Ohio, 1987 2
- Ken Strong vs. SW Louisiana, 1989 2
- Alex Briones vs. Boston College, 2017 2

Pass Interceptions

1. Steve Bograkovs vs. Indiana State, 1972 3
Josh Gordy vs. Army, 2007 3
3. 29 players 2

Blocked Kicks

1. James King vs. Michigan State, 2001 4

LONGEST PLAYS

Longest Rush

- Eric Flowers, Ball State vs. 1998 98

Longest Pass

- Derrick Vickers to Rob Turner vs. Ball State, 2001 98

Longest Interception Return

- Shawn Williams vs. EMU, 1998 100
- Josh Gordy vs. Akron, 2006 100

Longest Kickoff Return

- Gary Baillargeon vs. Bowling Green, 1950 102

Longest Punt Return

- Jim Podoley vs. Northern Iowa, 1953 90

Fumble Return Yards

- Ralph Gilpin vs. Alma, 1909 110

Longest Punts

- Wayne Schwalbach vs. Ohio, 1975 85
- Todd Winters vs. Ball State, 1989 84

Longest Field Goal

- Rade Savich vs. Ball State, 1975 57

Longest Run Allowed

- Nate Scott vs. Wyoming, 2000 95

SINGLE-GAME TEAM RECORDS

Offense

Yards Rushing 551 vs. UNLV, 1994
Rushing Attempts 91 vs. Hofstra, 1970
Total Offense 658 at Ball State, 2007
Yards Gained Passing 493 vs. Western Kentucky, 2014
Passing Attempts 71 at Western Michigan, 2005
Passes Completed 46 at Western Michigan, 2005
Touchdown Passes 7 vs. Western Kentucky, 2014
Touchdowns 10 vs. Northern Illinois, 1975
PATs Scored 9 vs. Eastern Illinois, 1972
..... 9 vs. Northern Illinois, 1975
..... 9 vs. Eastern Michigan, 1981
Field Goals 5 vs. Troy, 2009
Points Scored 80 vs. Ferris, 1920
..... 69 vs. Northern Illinois, 1975
Plays 110 at Western Michigan, 2005
First Downs 35 at Western Michigan, 2005
First Downs Passing 23 at Western Michigan, 2005
First Downs Rushing 28 vs. Hofstra, 1970
Passes Had Intercepted 6 by Eastern Michigan, 1929
Fumbles Lost 7 vs. Miami, 1983

Defense

Fewest Yards Rushing 0 by Northern Michigan, 1983
Fewest Rushing Attempts 15 by Eastern Illinois, 1970
Most Yards Lost (Rushing) 78 by Ball State, 1991
Fewest Yards Passing 0 by several teams
Most Interceptions 6 vs. Eastern Illinois, 1960
..... 6 vs. Western Michigan, 1989
..... 6 vs. Miami, 1990
..... 6 vs. Rhode Island, 2017
Fewest Plays 39 by Ohio, 1990
Fewest Net Yards 16 by Ferris State, 1934
Fewest First Downs 0 by Ferris State, 1934
Most Fumbles 10 by Eastern Michigan, 1963
..... 10 by Western Illinois, 1965
Fumbles Lost 7 by Western Illinois, 1965
Most Points Allowed 82 by Florida, 1997
Most Yards Allowed 708 by Florida, 1997
Most Yards Allowed Passing 546 by Purdue, 2007
Most Yards Allowed Rushing 530 by Navy, 2003
Most TDs Allowed Rushing 8 by Navy, 2003

"The Last Time It Happened..."

Kickoff Return for TD

By CMU: Jarrod Davis vs. Kent State, 11/14/17, 98 yards, CMU 42-23
By Opponent: KeVonn Mabon, BSU, 10/24/15, 89 yards, CMU 23-21

Punt Return for TD

By CMU: Antonio Brown vs. Eastern Michigan, 75 yards, 10/10/09, CMU 56-8
By Opponent: DJ Green, NC State, 9/28/13, 37 yards, NC State 48-14

Interception for TD

By CMU: Amari Coleman vs. EMU, 11/8/17, 33 yards, CMU 42-30
By Opponent: Jawuan Johnson, NIU, 11/24/17, 37 yards, CMU 31-24

Blocked Punt Returned for TD

By CMU: Lorenzo White at Toledo, 11/26/2010, recovered in end zone, Toledo 42-31
By Opponent: Charles Williams, UNLV, 9/17/16, recovered in end zone, CMU 44-21

Blocked Punt

By CMU: Chris Kantzavelos vs. Ohio, 10/7/17, CMU 26-23
By Opponent: Tyler Gullett, Ohio, 10/7/17, CMU 26-23

Blocked Field Goal

By CMU: Chris Kantzavelos vs. Ohio, 10/7/17, CMU 26-23
By Opponent: Josh Allen, Miami (OH), 9/23/17, Miami (OH) 31-14

Blocked PAT

By CMU: Joe Ostman vs. Miami (OH), 11/4/16, Miami 37-17
By Opponent: Travonte Boles, Western Michigan, 11/16/13, CMU 27-22

Safety Recorded

By CMU: vs. Boston College, 9/30/17, tackled in end zone, Boston College 28-8
By Opponent: vs. Ohio, 10/7/17, blocked punt recovered in end zone, CMU 26-23

Shutout Recorded

By CMU: vs. UMass, 11/23/13, 37-0
By Opponent: Northern Illinois, 10/19/02, 49-0

200-Yard Receiving Game

By CMU: Titus Davis vs. WMU, 11/3/12, 208 yards, WMU, 42-31
By Opponent: Matt Simon, NIU, 9/29/07, 205 yards, CMU 35-10

200-Yard Rushing Game

By CMU: Thomas Rawls vs. NIU, 10/11/14, 270 yards, CMU 34-17
By Opponent: Jordan Lynch, NIU, 10/19/13, 316 yards, NIU 38-17

400-Yard Passing Game

By CMU: Shane Morris vs. Kansas, 9/9/17, 467 yards, CMU 45-27
By Opponent: Kurt Benkert, Virginia, 9/24/16, 421 yards, Virginia 49-35

Fumble Return for a TD

By CMU: Alonzo McCoy vs. Ball State, 10/21/17, 27 yards, CMU 56-9
By Opponent: Carl Granderson, Wyoming, 12/22/17, 58 yards, Wyoming 37-14

Two-Point Conversion

By CMU: Tyler Conklin pass from Cooper Rush vs. Kent State, 10/29/16, Kent State 27-24
By Opponent: Richard Burney rush, Virginia, 9/24/16, Virginia 49-35

50-Yard Field Goal

By CMU: David Harman vs. Western Kentucky, 12/26/12, CMU 24-21
By Opponent: Matt Ammendola, Oklahoma State, 9/10/16, 53 yards, CMU 30-27

Four Passing TDs in a Game

By CMU: Shane Morris vs. Ball State, 10/21/17, 4 TDs, CMU 56-9
By Opponent: Dane Evans, Tulsa, 12/19/16, 5 TDs, Tulsa 55-10

Three Rushing TDs in a Game

By CMU: Devon Spalding vs. Eastern Michigan, 11/22/16, 85 yards, 3 TDs, EMU 26-21
By Opponent: Terrel Hunt, 92 yards, 3 TDs, Syracuse, 9/13/14, Syracuse 40-3

Four Rushing TDs in a Game

By CMU: Zurlon Tipton vs. UMass, 11/23/12, 185 yards, 4 TDs, CMU 42-21
By Opponent: Garrett Wolfe, Northern Illinois, 10/16/04, 226 yards, 4 TD, Northern Illinois 42-10

Three Receiving TDs in a Game

By CMU: Corey Willis vs. Ball State, 10/21/17, 98 yards, 3 TDs, CMU 56-9
By Opponent: Keevan Lucas, Tulsa, 12/19/16, 72 yards, 3 TDs, Tulsa 55-10

50 Points in a Game

By CMU: 56 points vs. Ball State, 10/21/17, CMU 56-9
By Opponent: Tulsa, 55 points, 12/19/16, Tulsa 55-10

Four Field Goals in a Game

By CMU: David Harman at Iowa, 9/22/12, (33, 25, 20, 47 yards), CMU 32-31
By Opponent: Scott Secor, Ball State, 10/18/14, 55 yards (39, 37, 20, 55 yards), Ball State 32-29

SEASON TEAM RECORDS

Offense

Total Offense.....	6,258 (2007)
Plays.....	1,076 (2007)
Net Yards Gained Rushing.....	3,613 (1975)
.....	4,113 (1974) (includes playoffs)
Rushing Attempts.....	766 (1974)
.....	891 (1974) (includes playoffs)
Pass Attempts.....	557 (2007)
Pass Completions.....	361 (2007)
Yards Gained Passing.....	3,905 (2015)
Touchdowns Passing.....	28 (2006)
.....	28 (2007)
.....	28 (2008)
.....	28 (2009)
Pass Completion Pct.	68.7 (2009)
Touchdowns	66 (2007)
Total Points	487 (2007)
Extra Points.....	60 (2007)
Field Goals.....	20 (1989)
Points Per Game.....	36.3 (1955)
Number of Punts	90 (2000)
.....	90 (2017)
Yards Punted.....	3,797 (2017)
Punting Average.....	43.1 (2013)

Defense

Fewest Yards Rushing	797 (1956)
Lowest Rushing Average	88.5 (1956)
Fewest Touchdowns Rushing.....	2 (1990)
Fewest Yards Passing	531 (1955)
Fewest Touchdown Passes.....	1 (1974)
Most Interceptions.....	23 (1972)
Fewest Total Plays.....	441 (1955)
Fewest Net Yards.....	1,292 (1956)
Fewest Touchdowns	0 (1902)
Fewest Total Points	0 (1902)
Punts Forced	83 (1990)
Points Allowed	517 (2007)
Yards Allowed.....	6,602 (2003)

Miscellaneous

Consecutive Shutouts	6 (1902-03)
Consecutive Wins	15 (1956-57)
Consecutive Wins (Season)	12 (1974)
Longest Unbeaten Streak.....	23 (1978-80)
Consecutive Home Wins.....	20 (1952-56)
Consecutive Losses.....	8 (1997)
Consecutive Games Scoring	167
.....	(1982-98)
Consecutive Winning Seasons.....	13
.....	(1973-85)
Consecutive Non-Losing Seasons.....	27
.....	(1965-91)
Victories in a Season.....	12 (1974, 2009)
Shutouts in a Season.....	6
.....	(1921, 1924, 1925, 1926)
Defeats in a Season.....	9
.....	(1997, 2000, 2003, 2010, 2011)
Ties in a Season.....	4
.....	(1991-tied NCAA record)

INDIVIDUAL OFFENSE

Rushing

Carries.....45, Silas Massey, CMU (vs. Eastern Michigan), 1996
Net Yards356, Brian Pruitt, CMU (vs. Toledo), 1994
Touchdowns..... 5, Rodney Stevenson, CMU (vs. Ball State), 1986
5, Brian Pruitt, CMU (vs. Toledo), 1994

Passing

Attempts	62	Walt Church, Eastern Michigan, 1996
Completions.....	38	Tim Hiller, Western Michigan, 2008
Yards.....	471	Tim Hiller, Western Michigan, 2008
Touchdowns.....	6	Cooper Rush, CMU (vs. UNLV), 2016

Receiving

Catches..... 14, Ontario Pryor, Eastern Michigan, 1996
Yards..... 266, Sam Hurd, Northern Illinois, 2005
Touchdowns..... 3, John DeBoer, CMU (vs. Northern Mich.), 1984
3, Steve Sanders, Bowling Green, 2004
3, Sam Hurd, Northern Illinois, 2005

Total Offense

Plays.....73, Cooper Rush, CMU (vs. Kent State), 2016
Yards.....471, Jordan Lynch, Northern Illinois, 2013

Scoring

Touchdowns..... 5, Rodney Stevenson, CMU (vs. Ball State), 1986
 5, Brian Pruitt, CMU (vs. Toledo), 1994
 5, Chester Taylor, Toledo, 2001

Points30, Rodney Stevenson, CMU (vs. Ball State), 1986
 30, Brian Pruitt, CMU (vs. Toledo), 1994

Extra Points9 (of 10), Rade Savich, CMU (vs. NIU), 1975

Field Goals5 (of 5), Gary Gussman, Miami, 1987

Plays

Longest Run 98 yards, Eric Flowers, CMU (vs. Ball State), 1998
 Longest Pass 98 yards, Derrick Vickers to
 Rob Turner, CMU (vs. NIU), 2001
 Longest Kickoff Return 98 yards, Ty Kingsby, Western Ill., 1998
 Longest Punt Return ... 78 yards, Damien Linson, CMU (vs. Ohio), 2005
 Longest Punt 85 yards, Wayne Schwalbach, CMU (vs. Ohio), 1975
 Longest Field Goal 56 yards, Brad Selent, WMU, 1998
 Longest Interception Return 100 yards, George Duranko, EMU, 1973
 100 yards, Josh Gordy, CMU (vs. Akron), 2006

INDIVIDUAL DEFENSE

Tackles 24, Dan Maher, Indiana State, 1982
 24, John Thomas, Alcorn State, 1977
 24, Van Dickerson, Western Michigan, 1977

Tackles for Loss 7, Gabe McMasters, CMU (vs. NIU), 1999

Fumble Recoveries 3, Steve Bograkov, CMU (vs. Ball State), 1973

Interceptions 3, Steve Bograkov, CMU (vs. Indiana State), 1972
 3, Josh Gordy, CMU (vs. Army), 2007

TEAM OFFENSE

Rushing Attempts.....	84, CMU (vs. Dayton), 1974
Net Yards Rushing.....	551, CMU (vs. UNLV), 1994
Passing Attempts.....	62, Eastern Michigan, 1996
Pass Completions.....	38, Western Michigan, 2008
Passing Yardage.....	471, Western Michigan, 2008
Total Plays.....	99, CMU (vs. Dayton), 1974
Total Offense.....	643, Toledo, 2003
Points.....	69, CMU (vs. Northern Illinois), 1975
Points (one half).....	42, CMU (vs. Northern Illinois), 1975
Points (one quarter).....	28, CMU (vs. Eastern Michigan), 1981
	28, Northern Illinois, 2003
	28, CMU (vs. Toledo), 2009
	28, CMU (vs. Eastern Michigan), 2015
Touchdowns.....	10, CMU (vs. Northern Illinois), 1975
First Downs.....	35, Toledo, 2003

TEAM DEFENSE

Net Yards Allowed Rushing..... 0, CMU (vs. NMU), 1983
Yards Allowed Passing..... 0, CMU (vs. WMU), 1975
Total Offense Allowed 96 yards, CMU (vs. WMU), 1975
First Downs Allowed..... 2, CMU (vs. BGSU), 1990
Most Interceptions 6, CMU (vs. Miami), 1990

MISCELLANEOUS

Fumbles Lost	7, CMU (vs. Miami), 1983
Penalty Yards	224 (19 penalties), CMU (vs. NMU), 1973
Fewest Pass Attempts	4, Western Michigan, 1975
Fewest Pass Completions	0, Western Michigan, 1975
Points, Both Teams	93 (EMU 48, CMU 45), 2007
Offensive Plays, Both Teams	175 (CMU 80, EMU 95), 1996
Fumbles	10, CMU (vs. Indiana State), 1976
Punts	23 (CMU 10, BGSU 13), 1990

Kelly/Shorts Stadium Year-by-Year Attendance

Year	Total(Games)	Average	Single-Game High
1972	32,000(2)	16,000	17,000 vs. Illinois State (11/04/72)
1973	78,547(5)	15,709	18,882 vs. Illinois State (10/06/73)
1974	93,236(6)	15,539	18,907 vs. Western Illinois (10/19/74)
1975	105,600(6)	17,600	21,100 vs. Eastern Michigan (10/11/75)
1976	91,345(5)	18,269	20,265 vs. Indiana State (10/16/76)
1977	94,724(5)	18,945	22,761 vs. Bowling Green (10/29/77)
1978	98,011(5)	19,602	23,380 vs. Northern Illinois (10/21/78)
1979	101,705(5)	20,341	24,348 vs. Miami (09/29/79)
1980	124,533(6)	20,756	24,028 vs. Illinois State (09/20/80)
1981	104,310(5)	20,862	21,653 vs. Arkansas State (09/26/81)
1982	139,653(6)	23,276	29,732 vs. Bowling Green (09/18/82)
1983	115,635(5)	23,127	26,156 vs. Eastern Michigan (10/08/83)
1984	145,273(7)	20,753	28,463 vs. Western Michigan (09/22/84)
1985	96,735(5)	19,347	26,013 vs. Eastern Michigan (10/26/85)
1986	118,457(5)	23,691	27,813 vs. Western Michigan (10/11/86)
1987	101,481(5)	20,296	27,013 vs. Eastern Michigan (10/10/87)
1988	86,177(5)	17,235	21,903 vs. Bowling Green (10/15/88)
1989	88,152(5)	17,630	21,782 vs. Akron (09/16/89)
1990	121,270(6)	20,212	27,510 vs. Western Michigan (10/13/90)
1991	96,700(5)	19,340	21,841 vs. Akron (09/21/91)
1992	96,417(5)	19,283	22,875 vs. Bowling Green (10/03/92)
1993	93,295(5)	18,659	23,783 vs. Akron (09/02/93)
1994	104,144(5)	20,829	27,895 vs. Western Michigan (10/08/94)
1995	95,292(5)	19,058	22,851 vs. Bowling Green (09/23/95)
1996	100,074(5)	20,015	24,536 vs. Western Michigan (09/21/96)
1997	94,162(5)	18,832	20,619 vs. Eastern Michigan (09/27/97)
1998	101,814(5)	20,363	29,822 vs. Western Michigan (10/24/98)
1999	89,698(5)	17,940	27,041 vs. Miami (09/25/99)
2000	94,949(5)	18,990	26,249 vs. Western Michigan (11/11/00)
2001	89,303(5)	17,861	27,413 vs. Toledo (09/22/01)
2002	103,865(6)	17,311	24,127 vs. Bowling Green (10/12/02)
2003	83,512(6)	13,919	22,907 vs. Northern Illinois (10/11/03)
2004	75,216(5)	15,043	21,383 vs. Western Michigan (10/30/04)
2005	79,855(5)	15,971	22,212 vs. Indiana (09/02/05)
2006	107,817(5)	21,563	30,027 vs. Western Michigan (11/10/06)
2007	93,853 (5)	18,771	22,031 vs. Toledo (09/08/07)
2008	113,294 (5)	22,659	30,302 vs. Western Michigan (10/18/08)
2009	98,508 (5)	19,702	26,730 vs. Eastern Michigan (10/10/09)
2010	102,238 (5)	20,448	24,761 vs. Miami (10/16/10)
2011	76,456 (5)	15,291	17,891 vs. South Carolina State (9/01/11)
2012	112,249 (7)	16,036	35,127 vs. Michigan State (9/08/12)
2013	66,119 (5)	13,224	18,796 vs. Northern Illinois (10/19/13)
2014	97,838 (6)	16,306	25,531 vs. Syracuse (9/13/14)
2015	94,029 (6)	15,672	21,092 vs. Monmouth (9/12/15)
2016	104,447 (6)	17,408	30,411 vs. Western Michigan (10/01/16)
2017	67,520 (5)	13,504	17,193 vs. Miami (Ohio) (9/23/17)

Top Ten Kelly/Shorts Stadium Crowds

1.	35,127	Sept. 8, 2012	MSU 41, CMU 7
2.	30,411	Oct. 1, 2016	WMU 49, CMU 10
3.	30,302	Oct. 18, 2008	CMU 38, WMU 28
4.	30,027	Nov. 10, 2006	CMU 31, WMU 7
5.	29,822	Oct. 24, 1998	CMU 26, WMU 24
6.	29,732	Sept. 18, 1982	BGSU 34, CMU 30
7.	29,321	Oct. 30, 1982	CMU 42, Ohio 18
8.	28,547	Oct. 17, 1982	CMU 18, WMU 18
9.	28,463	Sept. 22, 1984	CMU 38, WMU 19
10.	27,895	Oct. 8, 1994	CMU 35, WMU 28

Largest Crowds to Watch CMU

1.	112,618	at Michigan Stadium, 2013	UM 59, CMU 9
2.	110,637	at Michigan Stadium, 2003	UM 45, CMU 7
3.	108,712	at Michigan Stadium, 2006	UM 41, CMU 17
4.	100,276	at Beaver Stadium, 2005	PSU 40, CMU 3
5.	92,746	at Sanford Stadium, 2008	Georgia 56, CMU 17
6.	85,347	at Florida Field, 1997	Florida 82, CMU 6
7.	81,000	at Memorial Stadium, 2007	Clemson 70, CMU 14
8.	76,221	at Spartan Stadium, 2009	CMU 29, MSU 27
9.	75,218	at Spartan Stadium, 2015	MSU 30, CMU 10
10.	73,879	at Spartan Stadium, 2001	MSU 35, CMU 21



Rushing

Year	Name.....	Att/Yards	Avg/G
1951	Dave Clark.....	48/301.....	37.6
1952	Vern Hawes.....	69/540.....	60.0
1953	Chuck Miller.....	131/938.....	104.2
1954	Jim Podoley.....	110/1,079.....	107.9
1955	Bernie Raterink.....	128/1,044.....	116.0
1956	Jim Podoley.....	100/655.....	72.7
1957	Walt Beach.....	140/1,084.....	108.4
1958	Walt Beach.....	129/929.....	92.9
1959	Jerry O'Neil.....	145/821.....	82.1
1960	Bob Fisher.....	89/492.....	61.5
1961	Chuck Koons.....	113/402.....	40.2
1962	Bill Shuple.....	143/640.....	64.0
1963	Bill Shuple.....	149/692.....	69.2
1964	Bruce Wyman.....	168/823.....	91.4
1965	Jim Acitelli.....	99/445.....	44.5
1966	Bob Rosso.....	168/662.....	66.2
1967	Craig Tefft.....	267/1,046.....	104.6
1968	Craig Tefft.....	239/1,126.....	125.1
1969	Jesse Lakes.....	253/1,263.....	126.3
1970	Jesse Lakes.....	250/1,296.....	129.6
1971	Jesse Lakes.....	211/1,143.....	114.3
1972	Chuck Markey.....	290/1,513.....	137.5
1973	Jim Sandy.....	209/1,168.....	106.2
1974	Walt Hodges.....	251/1,463.....	133.0
1975	Walt Hodges.....	186/1,025.....	113.9
1976	Mike Gray.....	188/734.....	73.4
1977	Mose Rison.....	238/1,241.....	124.1
1978	Willie Todd.....	144/746.....	74.6
1979	Willie Todd.....	234/1,003.....	91.2
1980	Willie Todd.....	170/695.....	63.2
1981	Reggie Mitchell.....	199/1,068.....	97.1
1982	Curtis Adams.....	204/1,090.....	136.3
1983	Curtis Adams.....	267/1,431.....	130.1
1984	Curtis Adams.....	222/1,204.....	120.4
1985	Tony Brown.....	174/655.....	65.5
1986	Rodney Stevenson.....	207/1,104.....	122.7
1987	John Hood.....	208/1,121.....	101.9
1988	Donnie Riley.....	215/1,238.....	112.6
1989	Donnie Riley.....	269/1,187.....	107.9
1990	Billy Smith.....	244/1,047.....	95.2
1991	Billy Smith.....	374/1,440.....	130.9
1992	Brian Pruitt.....	178/859.....	78.1
1993	Brian Pruitt.....	201/944.....	94.4
1994	Brian Pruitt.....	292/1,890.....	171.8
1995	Silas Massey.....	225/1,089.....	99.0
1996	Silas Massey.....	312/1,544.....	154.4
1997	Eric Flowers.....	216/909.....	82.6
1998	Eric Flowers.....	292/1,302.....	118.4
1999	Eric Flowers.....	200/766.....	95.8
2000	Vince Webber.....	130/458.....	50.9
2001	Terrence Jackson.....	252/1,194.....	108.5
2002	Robbie Mixon.....	255/1,361.....	113.4
2003	Jerry Seymour.....	205/1,141.....	124.1

2004	Jerry Seymour.....	262/1,284.....	116.7
2005	Ontario Sneed.....	220/1,065.....	96.8
2006	Ontario Sneed.....	135/764.....	58.8
2007	Dan LeFevour.....	188/1,122.....	80.1
2008	Dan LeFevour.....	168/592.....	53.8
2009	Dan LeFevour.....	183/713.....	50.9
2010	Paris Cotton.....	142-651.....	59.2
2011	Paris Cotton.....	62-409.....	37.2
2012	Zurlon Tipton.....	204-1,492.....	114.8
2013	Saylor Lavallii.....	182-845.....	67.2
2014	Thomas Rawls.....	210-1,103.....	122.6
2015	Martez Walker.....	106-373.....	33.9
2016	Devon Spalding.....	138-765.....	69.5
2017	Jonathan Ward.....	178-1,019.....	78.4

Passing

Year	Name.....	Att/Com/Yards	Avg/G
1951	Andy MacDonald ..	183-114-1,560.....	195.0
1952	Don Koleber.....	63-25-417.....	46.3
1953	Lornie Kerr.....	70-27-327.....	36.3
1954	Jim King.....	38-18-399.....	39.9
1955	Mike Sweeney.....	31-15-302.....	33.5
1956	Herb Kipke.....	68-36-490.....	54.4
1957	Herb Kipke.....	75-34-511.....	51.1
1958	Oarie Lemanski.....	73-33-455.....	45.5
1959	Oarie Lemanski.....	110-56-962.....	96.2
1960	Wally Sadosty.....	112-51-531.....	66.4
1961	Gary Harrington.....	62-20-239.....	23.9
1962	Dick Moffit.....	179-83-1,109.....	110.9
1963	Pat Boyd.....	117-54-817.....	81.7
1964	Pat Boyd.....	90-45-607.....	67.4
1965	Pat Boyd.....	283-146-1,604.....	160.4
1966	Bob Miles.....	184-94-1,368.....	136.8
1967	Gene Gilin.....	84-41-611.....	61.1
1968	Bob Miles.....	120-62-918.....	102.0
1969	Bob Miles.....	52-22-305.....	30.5
1970	Mick Brzezinski.....	123-50-775.....	77.5
1971	Mick Brzezinski.....	162-69-426.....	42.6
1972	Gary Bevington.....	162-69-834.....	75.8
1973	Mike Franckowiak.....	88-41-655.....	59.5
1974	Mike Franckowiak.....	149-81-1,262.....	97.1
1975	Ron Rummel.....	98-37-586.....	53.3
1976	Ron Rummel.....	88-44-761.....	95.1
1977	Ron Rummel.....	75-34-638.....	91.1
1978	Gary Hogeboom.....	143-72-1,095.....	99.5
1979	Gary Hogeboom.....	150-92-1,404.....	127.6
1980	Kevin Northup.....	133-69-1,011.....	91.9
1981	Bob DeMarco.....	162-85-1,159.....	105.4
1982	Bob DeMarco.....	161-81-1,113.....	111.3
1983	Ron Fillmore.....	126-59-915.....	83.2
1984	Bob DeMarco.....	173-98-1,427.....	129.7
1985	Ron Fillmore.....	185-94-1,191.....	148.9
1986	Mar. Carruthers.....	138-64-912.....	91.2
1987	Mar. Carruthers.....	191-108-1,323.....	132.3
1988	Jeff Bender.....	169-93-1,309.....	119.0

1989	Jeff Bender.....	232-108-1,487.....	135.2
1990	Jeff Bender.....	262-145-1,978.....	179.8
1991	Jeff Bender.....	297-156-1,754.....	159.5
1992	Joe Youngblood.....	278-161-2,209.....	200.8
1993	Joe Youngblood.....	287-167-2,466.....	224.2
1994	Erik Timpf.....	174-90-1,315.....	119.5
1995	Chad Darnell.....	258-130-1,737.....	156.7
1996	Chad Darnell.....	348-189-2,921.....	265.5
1997	Tim Crowley.....	321-148-2,204.....	200.4
1998	Pete Shepherd.....	324-152-2,005.....	182.3
1999	Pete Shepherd.....	320-171-2,295.....	208.6
2000	Derrick Vickers.....	180-83-1,059.....	96.3
2001	Derrick Vickers.....	211-116-1,156.....	165.1
2002	Derrick Vickers.....	320-175-1,828.....	152.3
2003	Derrick Vickers.....	216-118-1,345.....	122.3
2004	Kent Smith.....	333-188-2,284.....	207.6
2005	Kent Smith.....	420-255-2,799.....	254.5
2006	Dan LeFevour.....	388-247-3,031.....	216.5
2007	Dan LeFevour.....	543-355-3,652.....	260.9
2008	Dan LeFevour.....	376-251-2,784.....	253.1
2009	Dan LeFevour.....	456-318-3,438.....	245.6
2010	Ryan Radcliff.....	466-282-3,358.....	279.8
2011	Ryan Radcliff.....	453-257-3,286.....	273.8
2012	Ryan Radcliff.....	407-242-3,158.....	242.9
2013	Cooper Rush.....	312-177-2,349.....	213.5
2014	Cooper Rush.....	382-243-3,157.....	242.8
2015	Cooper Rush.....	489-324-3,848.....	296.0
2016	Cooper Rush.....	464-277-3,533.....	271.8
2017	Shane Morris.....	446-249-3,237.....	249.0

Receiving

Year	Name.....	Rec/Yards.....	Avg/G
1951	Porter Lewis.....	22-272.....	38.9
1952	Al Droth.....	16-302.....	33.5
1953	Jim Podoley.....	9-186.....	20.6
1954	Jerry Thomas.....	4-121.....	12.1
1955	Ray Sine.....	6-140.....	15.5
1956	Jim Podoley.....	12-211.....	23.4
1957	Walt Beach.....	27-313.....	31.3
1958	Walt Beach.....	16-264.....	26.4
1959	Jerry O'Neil.....	12-296.....	29.6
1960	Len Jagello.....	10-150.....	15.0
1961	Chuck Koons.....	21-130.....	13.0
1962	Gary Finnin.....	31-361.....	36.1
1963	Larry Moore.....	16-397.....	44.1
1964	Jamie Gent.....	19-422.....	46.8
1965	Wally Hempton.....	43-605.....	60.5
1966	Wally Hempton.....	34-574.....	57.4
1967	Greg Hoefler.....	16-292.....	29.2
1968	Dave Lemere.....	15-325.....	36.1
1969	Dave Lemere.....	18-239.....	23.9
1970	Rick Groth.....	31-451.....	45.1
1971	Ron Goodin.....	10-186.....	18.6
1972	Matt Means.....	43-603.....	54.8
1973	Matt Means.....	32-553.....	50.3

1974	Matt Means.....	55-848.....	65.2
1975	John Fossen.....	18-211.....	19.2
1976	Wayne Schwalbach.....	26-496.....	45.1
1977	Wayne Schwalbach.....	21-426.....	38.7
1978	Brian Blank.....	19-384.....	48.0
1979	Mike Ball.....	21-457.....	21.2
1980	Mike Hirn.....	22-388.....	35.3
1981	Mike Hirn.....	24-295.....	26.8
1982	Jaime Jackson.....	23-412.....	45.8
1983	John DeBoer.....	23-540.....	49.1
1984	John DeBoer.....	40-831.....	75.5
1985	John DeBoer.....	26-494.....	70.6
1986	Melvin Houston.....	12-210.....	21.0
1987	Eric Reed.....	43-652.....	59.3
1988	Mark Hopkins.....	32-433.....	39.4
1989	Ken Ealy.....	12-346.....	31.5
1990	Ken Ealy.....	44-916.....	83.3
1991	Ken Ealy.....	41-724.....	65.8
1992	Terrance McMillan.....	43-649.....	59.0
1993	D.J. Reid.....	47-693.....	63.0
1994	Terrance McMillan.....	28-398.....	36.2
1995	Bryan Schorman.....	38-604.....	75.5
1996	Reggie Allen.....	66-1,229.....	122.9
1997	Reggie Allen.....	50-877.....	79.7
1998	Reggie Allen.....	61-832.....	75.6
1999	Jammal O'Neal.....	59-1,085.....	98.6
2000	David Hannah.....	34-411.....	41.1
2001	Rob Turner.....	50-668.....	60.7
2002	Rob Turner.....	43-506.....	42.2
2003	Justin Harper.....	45-441.....	36.8
2004	Jerry Seymour.....	47-413.....	37.5
2005	Justin Harper.....	64-607.....	60.7
2006	Bryan Anderson.....	73-867.....	61.9
2007	Antonio Brown.....	102-1,003.....	71.6
2008	Antonio Brown.....	93-998.....	76.8
2009	Antonio Brown.....	110-1,198.....	85.6
2010	Cody Wilson.....	83-1,137.....	94.8
2011	Cody Wilson.....	48-526.....	52.6
2012	Cody Wilson.....	74-840.....	64.6
2013	Titus Davis.....	61-1109.....	100.8
2014	Titus Davis.....	60-980.....	98.0
2015	Jesse Kroll.....	61-866.....	66.6
2016	Corey Willis.....	71-1,087.....	83.6
2017	Mark Chapman.....	59-875.....	67.3



1,000-Yard Rushing Seasons

1954	Jim Podoley.....	1,079
1955	Bernie Raterink.....	1,044
1957	Walt Beach.....	1,084
1967	Craig Tefft.....	1,046
1968	Craig Tefft.....	1,126
1969	Jesse Lakes.....	1,263
1970	Jesse Lakes.....	1,296
1971	Jesse Lakes.....	1,143
1973	Jim Sandy.....	1,168
1974	Walt Hodges.....	1,463
1975	Walt Hodges.....	1,025
1977	Mose Rison.....	1,241
1979	Willie Todd.....	1,013
1981	Reggie Mitchell.....	1,068
1982	Curtis Adams.....	1,090
1983	Curtis Adams.....	1,431
1984	Curtis Adams.....	1,204
1986	Rodney Stevenson.....	1,104
1987	John Hood.....	1,121
1988	Donnie Riley.....	1,238
1989	Donnie Riley.....	1,187
1990	Billy Smith.....	1,047
1991	Billy Smith.....	1,440
1994	Brian Pruitt.....	1,890
1995	Silas Massey.....	1,089
1996	Silas Massey.....	1,544
1998	Eric Flowers.....	1,302
2001	Terrence Jackson.....	1,194
2002	Robbie Mixon.....	1,361
2003	Jerry Seymour.....	1,117
2004	Jerry Seymour.....	1,284
2005	Ontario Sneed.....	1,065
2007	Dan LeFevour.....	1,122
2012	Zurlon Tipton.....	1,492
2014	Thomas Rawls.....	1,103
2017	Jonathan Ward.....	1,019

1,000-Yard Receiving Seasons

1996	Reggie Allen.....	1,229
1999	Jammarl O'Neal.....	1,085
2007	Antonio Brown.....	1,003
2007	Bryan Anderson.....	1,132
2009	Antonio Brown.....	1,198
2010	Cody Wilson.....	1,137
2013	Titus Davis.....	1,109
2016	Corey Willis.....	1,087

200-Yard Rushing Games

Robbie Mixon at EMU, 2002.....	377
Brian Pruitt vs. Toledo, 1994.....	356
Jesse Lakes vs. UW-Milwaukee, 1969.....	343
Silas Massey at Kent State, 1996.....	292
Brian Pruitt vs. UNLV, 1994.....	274
Thomas Rawls vs. Northern Illinois, 2014.....	270
Jim Podoley vs. Northern Iowa (Iowa State Teachers) 1954.....	258
Eric Flowers vs. Ball State, 1998.....	253
Donnie Riley at Akron, 1988.....	243
Zurlon Tipton vs. Akron, 2012.....	243
Eric Flowers at EMU, 1998.....	239
Curtis Adams vs. Ohio, 1982.....	238
John Hood vs. Tulsa, 1987.....	237
Silas Massey at Youngstown State, 1995.....	231
Thomas Rawls vs. Ohio, 2014.....	229
Jesse Lakes vs. Northern Michigan, 1969.....	227
Silas Massey vs. EMU, 1996.....	227
Jesse Lakes vs. Western Illinois, 1970.....	225
Walt Beach vs. Eastern Illinois, 1957.....	224
Eric Flowers at Buffalo, 1999.....	219
Brian Pruitt at Toledo, 1993.....	219
Curtis Adams at Kent State, 1984.....	219
Jerry Seymour vs. Ball State, 2004.....	217
Zurlon Tipton vs. Eastern Michigan, 2013.....	216
Eric Flowers vs. Boise State, 1997.....	214
Bernie Raterink vs. Eastern Illinois, 1955.....	213
Jim Sandy vs. Eastern Michigan, 1973.....	213
Donnie Riley vs. Ohio, 1988.....	212
Curtis Adams vs. Bowling Green, 1984.....	210
Paris Cotton at Eastern Michigan, 2010.....	209
Bill Shuple at Eastern Illinois, 1962.....	207
Terrence Jackson vs. Eastern Michigan, 2001.....	207
Jerry Seymour vs. Eastern Michigan, 2003.....	207
Silas Massey vs. Akron, 1996.....	206
Gary Baginski at Eastern Illinois, 1972.....	200

200-Yard Receiving Games

Norm Tellar vs. Toledo, 1929.....	284
Reggie Allen at Bowling Green, 1996.....	229
Titus Davis vs. Western Michigan, 2012.....	208
Damien Linson at Miami, 2005.....	204

All-Americans

Name.....	Honor, Publication.....	Year
Leo Wisneski.....	Second Team, AP.....	1939
Warren Schmakel.....	First Team, AP.....	1942
Andy MacDonald.....	Second Team, AP.....	1951
Dick Kackmeister.....	Second Team, Williamson.....	1953
Jim Podoley.....	First Team, Williamson.....	1954, 1956
.....	Second Team, AP.....	1954, 1956
Bernie Raterink.....	Third Team, Williamson.....	1955
Walter Beach.....	First Team, Williamson.....	1958
Jim Hasse.....	First Team, AP.....	1959
.....	First Team, Williamson.....	1961
Ralph Soffredine.....	First Team, AP.....	1962
Frank Goldberg.....	Fourth Team, Williamson.....	1963
Bruce Wyman.....	Second Team, NAIA.....	1964
Paul Krause.....	Second Team, AP.....	1972
Charles Markey.....	Third Team, AP.....	1972
Rick Newsome.....	First Team, AFCA.....	1974
Mike Franckowiak.....	Second Team, AP.....	1974
John DeBoer.....	Third Team, Football News.....	1984
Jim Bowman.....	Third Team, AP.....	1984
Curtis Adams.....	Second Team, UPI.....	1984
Brian Pruitt.....	First Team, AP.....	1994
.....	Second Team, UPI.....	1994
Eric Fisher.....	Third Team, AP.....	2012

CoSIDA Academic All-Americans

Name.....	Honor.....	Year
Ralph Burde.....	First Team.....	1970
Tom Hahnenberg.....	Second Team.....	1971
Mike Franckowiak.....	Second Team.....	1973
.....	First Team.....	1974
John Wunderlich.....	First Team.....	1974
.....	Second Team.....	1975, 1976
Tom Ray.....	Second Team.....	1974
Mike Ball.....	First Team.....	1980
Kevin Egnatuk.....	Second Team.....	1983
John DeBoer.....	First Team.....	1984
Steve Sklenar.....	Second Team.....	1985
Bob Stebbins.....	Second Team.....	1987
Jeff Bender.....	First Team.....	1991
Rob Turner.....	First Team.....	2001
.....	Second Team.....	2002
Dan Bazuin.....	First Team.....	2006
Matt Berning.....	Second Team.....	2010
Cody Wilson.....	Second Team.....	2011
.....	Second Team.....	2012
Cooper Rush.....	Second Team.....	2014

Freshman All-Americans

Name.....	Honor, Publication.....	Year
Tory Humphrey.....	Second Team, Sporting News.....	2001
James King.....	Fourth Team, Sporting News.....	2001
Mike Gruzowski.....	First Team, Sporting News.....	2002
Jerry Seymour.....	First Team, Sporting News.....	2003
Dan Bazuin.....	Second Team, Sporting News.....	2003
Red Keith.....	Third Team, College Sports Report.....	2004
Ontario Sneed.....	Second Team, Sporting News.....	2005
Andrew Hartline.....	Honorable Men., Sporting News.....	2005
Bryan Anderson.....	First Team, Sporting News.....	2006
Dan LeFevour.....	Honorable Men., Sporting News.....	2006
Calvin Hissong.....	Honorable Men., Sporting News.....	2006
Antonio Brown.....	First Team, FB Writers Association.....	2007
.....	Second Team, Sporting News.....	2007
Colin Miller.....	Honorable Men., Sporting News.....	2007
Jake Olson.....	Honorable Men., collegefootballnews.com.....	2009
Titus Davis.....	First Team, Phil Steele's Magazine.....	2011

MAC Vern Smith Award

Ray Bentley, LB.....	1982
Jeff Bender, QB.....	1990
Brian Pruitt, RB.....	1994
Dan LeFevour, QB.....	2009

MAC Coach of the Year

Herb Deromedi	1980, 1990
Dick Flynn.....	1994

MAC Offensive

Player of the Year

Gary Hogeboom, QB.....	1979
Curtis Adams, TB.....	1982
Jeff Bender, QB.....	1990
Brian Pruitt, TB.....	1994
Dan LeFevour, QB.....	2007
Dan LeFevour, QB.....	2009

MAC Defensive

Player of the Year

Ray Bentley, LB.....	1982
Dan Bazuin, DE.....	2005

MAC Freshman of the Year

Jeff Bender, QB.....	1988
Silas Massey, TB.....	1995
Jerry Seymour, RB.....	2003
Dan LeFevour, QB.....	2006
Antonio Brown, WR.....	2007

MAC Special Teams

Player of the Year

Antonio Brown, KR/PR ...	2008
Antonio Brown , KR/PR	2009



All-MAC Selections

Year Player, Position.....Team

1975	Walt Hodges, RB	1st
	Jim Jones, DB	1st
	John Neuman, DT	1st
	Bill Schmidt, LB	1st
	Wes Gamble, C	2nd
	John Kloc, OG	2nd
1976	Wayne Schwalbach, TE	1st
	John Wunderlich, DL	1st
	Ed Rykalski, DB	1st
	John Kloc, OG	2nd
	Mike Gray, RB	2nd
	Rade Savich, PK	2nd
	Steve Knickerbocker, DE ...	2nd
1977	Wayne Schwalbach, TE	1st
	Tim Sopha, OG	1st
	Jeff Visner, C	1st
	Mose Rison, RB	1st
	Vondell Robertson, DB	1st
	Bob Crowell, OT	2nd
	Mike Gray, RB	2nd
	Rade Savich, PK	2nd
	Larry Hall, DE	2nd
	Denny Starnes, LB	2nd
1978	Tim Sopha, OG	1st
	Rade Savich, PK	1st
	Robell Jackson, DB	1st
	Chuck Harbin, OT	2nd
	Brian Blank, SE	2nd
	Willie Todd, RB	2nd
	Bill White, DT	2nd
	Bryan Gross, LB	2nd
1979	Marty Smallbone, OT	1st
	Mike Ball, WR	1st
	Willie Todd, RB	1st
	Gary Hogeboom, QB	1st
	Bill White, DT	1st
	Robert Jackson, DB	1st
	Tim Hollingsworth, LB	1st
	Kurt Cheesbro, OG	2nd
	Darryl Tucker, TB	2nd
	Rick Waters, DB	2nd
1980	Marty Smallbone, OT	1st
	Joe Maiorana, OG	1st
	Kurt Dobronski, DE	1st
	Chuck Stiver, DT	1st
	Robert Jackson, DB	1st
	Willie Todd, RB	2nd
	Michael Simpson, DB	2nd
	Novo Bojovic, K	HM
	Kevin Northup, QB	HM
1981	Mike Hirn, TE	1st
	Tony Vitale, OT	1st
	Reggie Mitchell, RB	1st
	Kurt Dobronski, DE	1st
	Ray Bentley, LB	1st
	Bruce Brownie, DB	1st
	Joe Maiorana, OG	2nd
	Bret Hyble, LB	2nd
1982	Chris McKay, OG	1st

	Curtis Adams, RB	1st
	Ray Bentley, RB	1st
	Paul Fate, C	2nd
	Mike Fitzsimmons, DE	2nd
	John Johnson, NG	2nd
	Jim Bowman, DB	2nd
1983	Chris McKay, OG	1st
	Curtis Adams, RB	1st
	Kevin Egnatuk, LB	1st
	Pat Brackett, DT	1st
	Mike Mills, DT	1st
	Jim Bowman, DB	1st
	Dean Darby, OT	2nd
	Terry Goodell, OG	2nd
	Ray Bowles, DB	2nd
1984	John DeBoer, SE	1st
	Curtis Adams, RB	1st
	Steve Sklenar, OLB	1st
	Pat Brackett, DT	1st
	Mike Bevier, LB	1st
	Jim Bowman, DB	1st
	Terry Goodell, OG	2nd
	Bob DeMarco, QB	2nd
	Mike Kenealy, DB	2nd
1985	Steve Sklenar, OLB	1st
	Carl Kloosterman, DB	1st
	Rick Poljan, OG	1st
	Brian Williams, OT	2nd
	Rich Baskins, TE	HM
1986	Brian Williams, OT	1st
	Rick Poljan, OG	1st
	Rodney Stevenson, RB	1st
	Scott Alferink, DL	HM
	Chris Wise, LB	HM
1987	Joe Churches, OT	1st
	John Hood, TB	1st
	Phil Zielinski, OLB	1st
	Chris Wise, ILB	1st
	Howard Young, DB	1st
	Mike Dillon, OG	2nd
	Bob Stebbins, TE	2nd
	Kevin Nicholl, PK	2nd
	Scott Alferink, DL	2nd
	Joe Kellogg, DB	HM
	Eric Reed, WR	HM
1988	Chuck Pellegrini, OG	1st
	Donnie Riley, TB	1st
	Mark Dennis, OLB	1st
	Scott Alferink, DL	1st
	Mark Hopkins, TE	2nd
	John Hood, TB	2nd
	Craig Allen, OLB	2nd
	George Ricumstrict, ILB ...	2nd
	David Johnson, DB	2nd
	Durand Robertson, DB	2nd
	Jeff Bender, QB	HM
	J.J. Wierenga, DL	HM
1989	Ralph Newland, C	1st
	Donnie Riley, TB	1st
	Kevin Nicholl, PK	1st
	Mark Dennis, OLB	1st

	J.J. Wierenga, DL	1st
	David Johnson, DB	1st
	David Basirico, OG	2nd
	Mark Hopkins, TE	2nd
	Rich Curtiss, ILB	2nd
	Todd Winters, P	2nd
1990	Ken Ealy, WR	1st
	Paul Jacobson, OG	1st
	Jeff Bender, QB	1st
	Billy Smith, RB	1st
	J.J. Wierenga, DL	1st
	Rich Curtiss, ILB	1st
	David Johnson, DB	1st
	Ken Strong, DB	1st
	Joe Connolly, FB	2nd
	Jason Wilkie, DL	2nd
	Art Droski, C	2nd
	Clarence Rose, ILB	2nd
1991	Jim Wyatt, OT	1st
	Billy Smith, TB	1st
	Mike Nettie, DT	1st
	Ken Ealy, WR	2nd
	Art Droski, C	2nd
	Chuck Selinger, PK	2nd
	Kevin Rich, OLB	2nd
	Todd Reynolds, ILB	2nd
	Darrall Stinson, DB	2nd
	Dennis Nicholl, P	2nd
	Jeff Bender, QB	HM
	Darian McKinney, TE	HM
	Greg Sherwin, OT	HM
	Jason Wilkie, DL	HM
1992	Marty Malcolm, OG	1st
	Art Droski, C	1st
	Mike Nettie, DL	1st
	Greg Sherwin, OT	2nd
	Brian Pruitt, RB	2nd
	Mike Kyler, OLB	2nd
	Lamar Sally, DL	HM
	Joe Youngblood, QB	HM
1993	Darrell McCaul, OL	1st
	Chuck Selinger, PK	1st
	Mike Kyler, OLB	1st
	D.J. Reid, WR	2nd
	Joe Youngblood, QB	2nd
	Brian Pruitt, RB	2nd
	Tim Banks, DB	2nd
1994	Jeremy Dunlap, TE	1st
	Matt Nastally, OG	1st
	Chris O'Brien, OT	1st
	Brian Pruitt, TB	1st
	Quincy Wright, S	1st
	Erik Timpf, QB	2nd
	Tim Banks, DB	2nd
1995	Brock Gutierrez, C	1st
	Quincy Wright, FS	1st
	Brad Blasy, PK	2nd
	Bryan Carpenter, OG	2nd
	Silas Massey, TB	2nd
	Scott Rehberg, OT	2nd
1996	Scott Rehberg, OT	1st

All-MAC (cont.)

	Reggie Allen, FL	1st
	Chad Darnell, QB	1st
	Adam Simonson, TE	1st
	Silas Massey, TB	1st
	Rollie Ferris, OG	2nd
	Calvin Massenberg, MG... ..	2nd
	Jim Kozlowski, C	HM
1997	Reggie Allen, FL	2nd
	Rollie Ferris, OG	2nd
	Jonathan McCall, DT	2nd
1998	Jonathan McCall, DT	1st
	Reggie Allen, FL	1st
	Eric Flowers, TB	2nd
	Tedaro France, CB	2nd
	Mike Cipa, C	HM
	Jason Gold, IL	HM
1999	Eric Flowers, TB	2nd
2000	Brian Leigeb, DB	2nd
	Darvin Lewis, LB	HM
2001	Tedaro France, CB	1st
	Anders Hill, C	2nd
	Terrence Jackson, TB	2nd
2002	Kyle Croskey, OG	1st
	Robbie Mixon, TB	2nd
2003	Adam Kieft, OT	2nd
	James King, DB	2nd
	Jerry Seymour, TB	2nd
2004	Dan Bazuin, DE	1st
	Adam Kieft, OT	1st
	Jerry Seymour, TB	1st
	James King, LB	2nd
2005	Dan Bazuin, DE	1st
	Ike Brown, LB	2nd
	Jeff Jenerou, OT	2nd
	Red Keith, LB	2nd
	Ontario Sneed, RB	HM
2006	Bryan Anderson, WR	1st
	Dan Bazuin, DE	1st
	Red Keith, LB	1st
	Dan LeFevour, QB	1st
	Joe Staley, OT	1st
	Andrew Hartline, OT	2nd
	Steven Friend, DT	2nd
	Tony Mikulec, P	2nd
	Drew Mormino, C	2nd
	Eric Tunney, OG	2nd
	Doug Kress, LB	HM
2007	Dan LeFevour, QB	1st
	Red Keith, LB	1st
	Ike Brown, LB	1st
	Antonio Brown, KR/PR	1st
	Bryan Anderson, WR	2nd
	Antonio Brown, WR	2nd
	Andrew Hartline, OT	2nd
	Justin Hoskins, RB	3rd
	Eric Tunney, OG	3rd
	Steven Friend, DT	3rd
2008	Antonio Brown, WR	1st
	Antonio Brown, PR	1st
	Antonio Brown, KR	1st

	Bryan Anderson, WR	1st
	Andrew Hartline, OT	1st
	Nick Bellore, LB	1st
	Frank Zombo, DE	1st
	Dan LeFevour, QB	2nd
	Greg Wojt, OT	3rd
	Andrew Aguila, K	3rd
	Sean Murnane, DT	3rd
2009	Antonio Brown, WR	1st
	Antonio Brown, PR	1st
	Dan LeFevour, QB	1st
	Allen Ollenburger, OL	1st
	Nick Bellore, LB	1st
	Frank Zombo, DE	1st
	Bryan Anderson, WR	2nd
	Colin Miller, OL	2nd
	Josh Gordy, DB	2nd
	Larry Knight, DE	3rd
	Sean Murnane, DL	3rd
2010	Nick Bellore, LB	1st
	Matt Berning, LB	1st
	Jeff Maddux, OL	2nd
	Colin Miller, C	2nd
	Cody Wilson, WR	2nd
	Jahleel Addae, DB	3rd
	Vince Agnew, DB	3rd
	Sean Murnane, DL	3rd
	Cody Wilson, PR	3rd
2011	Jahleel Addae, DB	1st
	David Blackburn, TE	2nd
	Eric Fisher, OL	3rd
	Cody Wilson, WR	3rd
	Titus Davis, WR	3rd
2012	Eric Fisher, OL	1st
	Jahleel Addae, DB	2nd
	Titus Davis, WR	2nd
	Zurlon Tipton, RB	2nd
	Cody Wilson, WR	3rd
2013	Titus Davis, WR	1st
	Andy Phillips, OL	2nd
	Shamari Benton, LB	3rd
	Justin Cherocci, LB	3rd
2014	Nick Beamish, OL	1st
	Justin Cherocci, LB	1st
	Titus Davis, WR	1st
	Andy Phillips, OL	1st
	Leterrius Walton, DL	1st
	Thomas Rawls, RB	2nd
	Tony Annese, DB	3rd
	Joe Ostman, DL	3rd
2015	Nick Beamish, OL	1st
	Brian Eavey, K	2nd
	Kavon Frazier, DB	2nd
	Ben McCord, TE	2nd
	Cooper Rush, QB	2nd
	Blake Serpa, DL	2nd
	Ramadan Ahmeti, OL	3rd
	Jesse Kroll, WR	3rd
2016	Malik Fountain, LB	1st
	Amari Coleman, DB	1st
	Corey Willis, WR	2nd

	Joe Ostman, DE	2nd
	Cooper Rush, QB	3rd
	Josh Cox, DB	3rd
2017	Amari Coleman, DB	1st
	Joe Ostman, DL	1st
	Corey Willis, WR	2nd
	Jonathan Ward, RB	2nd
	Malik Fountain, LB	2nd
	Josh Cox, DB	2nd
	JP Quinn, OL	3rd
	Tyler Conklin, TE	3rd
	Mark Chapman, WR	3rd

Academic All-MAC

Year	Name	Position
1973	Tom Ray	DB
1974	Tom Ray	DB
	Mike Franckowiak	QB
	John Wunderlich	DL
1975	Ed Rykalski	DB
	John Kloc	DT
	John Wunderlich	DL
1976	John Kloc	DT
	John Wunderlich	DL
1977	Bryan Gross	LB
	Larry Hall	DE
1978	Mike Ball	WR
	Bob Miller	DE
	Mark Sankovitch	LB
1979	Mike Ball	WR
	William White	DT
	Mark Sankovitch	LB
1980	Bret Hyble	LB
1981	Bret Hyble	LB
1982	Dale Bennis	LB
	Mike Mills	DT
	Mike Fitzsimmons	DE
1983	Dale Bennis	LB
	Mike Mills	DT
	Kevin Egnatuk	LB
	John DeBoer	WR
	Ted Hollern	SB
1984	John DeBoer	WR
	Ted Hollern	SB
	Steve Sklenar	OLB
	Bob Stebbins	TE
1985	Mike Bruns	LB
	Ben Castle	DT
	John DeBoer	WR
	Kevin Egnatuk	LB
	Brian McPherson	P
	Steve Sklenar	OLB
	Bob Stebbins	TE
1986	Mike Bruns	LB
	Joe Sklenar	OLB
	Chris Wise	LB
	John Rathje	DB
	Bob Stebbins	TE
1987	Pat Chatterton	DL
	Bob Stebbins	TE
	Chris Wise	LB
1988	Jeff Bender	QB

Academic All-MAC (cont.)

1989	Jeff Bender	QB
	John Keenoy	OT
	Ralph Newland	C
	Mark Hopkins	TE
	Kevin Nicholl	PK
1990	Jeff Bender	QB
	Joe Connolly	FB
	Chris Thompson	OLB
1991	Bob Kench	SE
	Jeff Bender	QB
	Dennis Nicholl	P
1993	Craig Fischer	P
1994	Andy Korytkowski	WR
	Matt Nastally	OG
	Tom Creguer	DB
	Chris List	DT
1995	Carl Barth	MG
	Brad Blasy	PK
	Gary Glowacki	OT
	Daryl Montie	SS
	Scott Rehberg	OT
	Derek van der Merwe	OG
1996	Gary Glowacki	OT
	Chris Parmele	FB
	Scott Rehberg	OT
	Bryan Schorman	SE
1997	Rollie Ferris	OG
	Jason Meyer	FB
	Daryl Montie	SS
	Bryan Schorman	SE
1998	Joe Danna	WR
	Jason Meyer	FB
	Eric Page	OT
	C.J. Remmo	OT
	Bryan Schorman	SE
2001	Brian Brandt	P
	Matt Brayton	OT
	Paul Brieger	OG
	Kyle Croskey	OG
	Tedaro France	CB
	Anders Hill	C
	Adam Kieft	OT
	Derek McLaughlin	OG
	Rob Turner	WR
	Matt Wohlgemuth	DE
2002	Kyle Croskey	OG
	Derek McLaughlin	OG
	Rob Turner	WR
	Matt Wohlgemuth	DE
2003	Brian Brandt	P
	Derek McLaughlin	OG
	Matt Wohlgemuth	DT
2004	Dan Bazuin	DE
	David Kurzen	TE
2005	Dan Bazuin	DE
	Red Keith	LB
	Tony Mikulec	P
	Eric Tunney	OG
2006	Dan Bazuin	DE
	Brian Brunner	QB
	Red Keith	LB
	Doug Kress	LB
	Dan LeFevour	QB

	Tony Mikulec	P
	Eric Tunney	OG
2007	Bryan Anderson	WR
	Andrew Hartline	OT
	Red Keith	LB
	Dan LeFevour	QB
	Eric Tunney	OG
	Frank Zombo	DE
2008	Bryan Anderson	WR
	Matt Berning	LB
	Brian Brunner	QB
	Eric Fraser	DB
	Andrew Hartline	OT
	Dan LeFevour	QB
	Frank Zombo	DE
2009	Bryan Anderson	WR
	Matt Berning	LB
	Eric Fraser	DB
	Dan LeFevour	QB
	Sean Murnane	DE
	Allen Ollenburger	OL
	Frank Zombo	DE
2010	Matt Berning	LB
	Sean Murnane	DL
	Mike Petrucci	LB
	Cody Wilson	WR
2011	Brian Bennyhoff	LS
	Mike Petrucci	LB
	Ryan Radcliff	QB
	Cody Wilson	WR
2012	Richie Hogan	P
	Ryan Radcliff	QB
	A.J. Westendorp	TE
	Cody Wilson	WR
2013	Connor Collins	OL
	Richie Hogan	P
	Connor Odykirk	TE
	Cooper Rush	QB
2014	Joe Bacci	FB
	Jarret Chapman	DB
	Mark Chapman	WR
	Ron Coluzzi	P
	Josh Cox	DB
	Jabari Dean	DL
	Kavon Frazier	DB
	Chris Kantzavelos	DL
	Mike Kinville	TE
	Jesse Kroll	WR
	Joe Ostman	DL
	Jeff Perry	LB
	Anthony Rice	WR
	Cooper Rush	QB
2015	Joe Bacci	FB
	Nick Beamish	OL
	Mark Chapman	WR
	Winslow Chapman	DB
	Ron Coluzzi	P
	Josh Cox	DB
	Jabari Dean	DL
	Austin Doan	OL
	Jesse Kroll	WR
	Alex Neering	DL
	Jeff Perry	LB
	Anthony Rice	WR

	Kenny Rogers	OL
	Cooper Rush	QB
	Mitch Stanitzek	DL
	Trevor Thomas	FB
	Mike Zenk	LS
2016	Joe Bacci	FB
	Mark Chapman	WR
	Winslow Chapman	DB
	Brandon Childress	WR
	Josh Cox	DB
	Jabari Dean	DL
	Austin Doan	OL
	Luke Idoni	LS
	Cooper Mojsiejenko	P
	Joe Ostman	DL
	Jeff Perry	LB
	Anthony Rice	WR
	Cooper Rush	QB
	Devon Spalding	RB
	Trevor Thomas	RB
2017	Mark Chapman	WR
	Zach Crouch	TE
	Austin Doan	OL
	Derek Edwards	OL
	Luke Idoni	LS
	Kaden Keon	K/P
	Oakley Lavalli	FB
	Zach Oakley	DB
	Joe Ostman	DL
	Jeff Perry	LB
	Derek Smith	OL
	Mitch Stanitzek	DL
	Clayton Walderzak	OL

Distinguished Scholar-Athletes

Year	Name	Position
2014	Ron Coluzzi	P
	Mike Kinville	TE
	Jesse Kroll	WR
	Joe Ostman	DL
	Cooper Rush	QB
2015	Nick Beamish	OL
	Mark Chapman	WR
	Jesse Kroll	WR
	Jeff Perry	LB
	Cooper Rush	QB
2016	Austin Doan	OL
	Luke Idoni	LS
	Joe Ostman	DL
	Cooper Rush	QB
2017	Joe Ostman	DL
	Luke Idoni	LS

(Through 1998, Academic All-MAC was voted on by faculty reps. There were no teams chosen in 1999-00. The team was reinstated in 2001 with the criteria of a 3.25 GPA and participation in at least 50 percent of the games. Faculty reps resumed voting on the teams in 2002 until 2013. In 2014, any student-athlete who met the criteria earned the honor while the FARs started the Distinguished Scholar Athletes award. That award is voted on by the FARs.)

Herb Deromedi Most Valuable Player

Year	Player.....	Position	Year	Player.....	Position
1952	Loren Dietrich.....	G	1988	George Ricumstrict.....	LB
1953	Chuck Miller.....	HB	1989	Donnie Riley.....	TB
1954	Dick Kackmeister.....	C	1990	Jeff Bender.....	QB
1955	Bernie Raterink.....	HB	1991	Billy Smith.....	TB
1956	Oliver Porter.....	T	1992	Joe Youngblood.....	QB
1957	Gordon Rinquist.....	G	1993	Joe Youngblood.....	QB
1958	Walt Beach.....	HB	1994	Brian Pruitt.....	TB
1959	Walt Beach.....	HB	1995	Cory Gildersleeve.....	LB
1960	Bob Fisher.....	HB	1996	Chad Darnell.....	QB
1961	Jim Hasse.....	G	1997	Rollie Ferris.....	OG
1962	Ralph Sofferding.....	OG	1998	Eric Flowers.....	TB
	Larry Moore.....	HB	1999	Joe Adam.....	DT
1963	Chuck Koons.....	HB	2000	Brian Leigeb.....	DB
1964	Bruce Wyman.....	HB	2001	Terrence Jackson.....	HB
1965	Pat Boyd.....	QB	2002	Robbie Mixon.....	HB
1966	Paul Verska.....	OG	2003	James King.....	DB
1967	Wally Hempton.....	FB	2004	Jerry Seymour.....	TB
1968	Craig Tefft.....	TB	2005	Kent Smith (Offense).....	QB
1969	Dave Farris.....	TE		Daniel Bazuin (Defense).....	DE
1970	Jesse Lakes.....	TB		Ronnie Jackson (Special teams).....	CB
1971	Jesse Lakes.....	TB	2006	Dan LeFevour (Offense).....	QB
1972	Chuck Markey.....	TB		Dan Bazuin (Defense).....	DE
1973	Jim Sandy.....	UB	2007	Dan LeFevour (Offense).....	QB
1974	Mike Franckowiak.....	QB		Red Keith (Defense).....	LB
1975	Wes Gamble.....	C	2008	Antonio Brown (Offense).....	WR
1976	John Kloc.....	OG		Nick Bellore (Defense).....	LB
	John Wunderlich.....	DT		Antonio Brown (Special Teams).....	KR/PR
1977	Mose Rison.....	TB	2009	Dan LeFevour (MVP).....	QB
1978	Bryan Gross.....	LB		Dan LeFevour (Offense).....	QB
1979	Gary Hogeboom.....	QB		Nick Bellore (Defense).....	LB
1980	Chuck Stiver.....	DT		Antonio Brown (Special Teams).....	KR/PR
1981	Reggie Mitchell.....	TB	2010	Cody Wilson.....	WR
1982	Ray Bentley.....	LB	2011	Ryan Radcliff.....	QB
1983	Chris McKay.....	OG	2012	Zurlon Tipton.....	RB
1984	Curtis Adams.....	TB	2013	Titus Davis.....	WR
	Pat Brackett.....	DT	2014	Titus Davis.....	WR
1985	Carl Kloosterman.....	CB	2015	Cooper Rush.....	QB
	Steve Sklenar.....	LB	2016	Cooper Rush.....	QB
1986	Rick Poljan.....	OG	2017	Corey Willis.....	WR
1987	Eric Reed.....	WR			

Chippewas in All-Star Games

Senior Bowl

1956.....	Jim Podoley
1981.....	Mike Hirn
1984.....	Jim Bowman
1998.....	Jon McCall
2007.....	Joe Staley
2010.....	Dan LeFevour
2013.....	Eric Fisher
2018.....	Tyler Conklin

East-West Shrine Game

1974.....	Mike Franckowiak
1986.....	Brian Williams
1995.....	Brian Pruitt
1996.....	Scott Rehberg
2007.....	Dan Bazuin
2011.....	Nick Bellore
2013.....	Jahleel Addae
2015.....	Titus Davis
2015.....	Leterrius Walton
2016.....	Cooper Rush
2018.....	Joe Ostman

All-American Bowl

1976.....	John Neuman
-----------	-------------

Blue-Gray Game

1957.....	Jim Podoley
1987.....	Phil Zielinski
1992.....	Lamar Sally
1998.....	Jon McCall

King Classic

1989.....	Kevin Nicholl
-----------	---------------

Coaches' All-American Game

1975.....	Mike Franckowiak
-----------	------------------

Hula Bowl

1995.....	Brian Pruitt
1996.....	Scott Rehberg
1998.....	Mike Cipa
2005.....	Adam Keift
2005.....	Eric Ghiaciuc

NFLPA Collegiate Bowl

2018.....	Amari Coleman
2018.....	Tyler Conklin

College All-Star Game

1960.....	Walt Beach
2013.....	Zurlon Tipton

Villages Gridiron Classic

2005.....	James King
-----------	------------

Magnolia Gridiron All-Star Classic

2006.....	Jeff Jenerou
-----------	--------------

Las Vegas All-American Classic

2006.....	Kent Smith
-----------	------------

Inta Juice North-South Classic

2007.....	Drew Mormino
-----------	--------------

Texas vs. the Nation

2009.....	Andrew Hartline
-----------	-----------------

Eastham Energy College

All-Star Game

2011.....	Colin Miller
-----------	--------------

College Gridiron Showcase

2017.....	Tony Annese
-----------	-------------

IIAC HONOREES

CMU competed in the Interstate Intercollegiate Athletic Conference from 1950-69. Fellow members of the IIAC were Eastern Illinois, Western Illinois, Southern Illinois, Northern Illinois, Illinois State and Eastern Michigan. Below is a list of CMU's All-IIAC first team selections.

Year	Player	Position	Year	Player	Position	Year	Player	Position
1950	Andy MacDonald.....	QB	1961	Jim Hasse	G	1968	Bucky Colton	DE
	John Partenio.....	E		Bill Johnson	DE		Fred Ferguson.....	G
	Jim Schultz.....	T	1962	George Alward	DT		Steve Lockman	LB
1951	Dave Clark	HB		Dick Moffit.....	QB		Bob Markey.....	DB
	Loren Dietrich	G		Larry Moore	HB		Mike Post	T
	Dick Flewelling.....	HB		Ralph Soffredine	DG		Ralph Sarnowski	OT
	Andy MacDonald.....	QB		Uwe Wiese.....	DT		Craig Tefft	HB
	Jim Schultz.....	T	1963	Ken Bickel	OG	1969	Ralph Burde	DT
	Tom Weede	G		Frank Goldberg	LB		Dave Farris.....	E
1952	Bill Banaszak.....	C		Tom Lang	OT		Fred Ferguson.....	G
	Ken Barron	T		Larry Moore	HB		Tom Hahnenberg	LB
	Dave Clark	HB	1964	Ken Bickel	OG		Jesse Lakes.....	HB
	Loren Dietrich	G		Jamie Gent	HB		Bump Lardie.....	LB
	Bill Doser.....	HB		Frank Goldberg	LB		Bob Markey.....	DB
	Vern Hawes.....	FB		Bruce Wyman.....	HB		Mike Post	T
	Marty Klokiz.....	G	1965	Jim Acitelli	HB		Jim Prisk	T
	Chuck Miller.....	HB		Wally Hempton	HB		*IIAC MVP	
1953	*Chuck Miller	HB		Don Krueger.....	HB			
	Ken Barron	T		Norb Miller.....	T			
	Jack Clary.....	G		John Plec	T			
	Dick Kackmeister	C		Lyle Spalding.....	OG-DE			
1954	Ray Figg	G		Tom Stoops.....	C			
	Dick Kackmeister	C		Paul Verska	DG			
	Jim Podoley	HB	1966	Chuck Barker	DG			
	LaVerne Wolf	HB		Bob Foldesi	HB			
1955	*Bernie Raterink.....	HB		Greg Hoefler.....	E			
	Ray Figg	G		Don Krueger.....	HB			
	Dick Kackmeister	C		Mark Maksimovicz	DE			
	Jarv Walz	E		Bob Miles.....	QB			
1956	Tim Burdon	E		Mike Pintek	T			
	Herb Kipke	QB		Bob Rosso.....	HB			
	Bob McNamara.....	FB		Bill Sinkule.....	DT			
	Jim Podoley	HB		Paul Verska.....	G			
	Oliver Porter	T	1967	Chuck Barker	HB			
1957	Walt Beach	HB		Bruce Cameron.....	HB			
	Gordon Rinquist.....	G		Bucky Colton	DE			
	Theo Winieckie	FB		Wally Hempton	HB			
1958	*Walt Beach	HB		Greg Hoefler.....	E			
	Don Beemer	DE		Mark Maksimovicz	DE			
	Al Bernardi	DB		Al McNeal	G			
	Gene Knoblach.....	DT		Ralph Sarnowski	T			
	Jerry Sieracki	G		Raleigh Smith.....	T			
1960	Frank Gawkowski.....	DB		Craig Tefft	HB			
	Jerry O'Neil	DB						

Football Players in the CMU Hall of Fame

Name.....	Year Inducted	Name.....	Year Inducted
Ron Finch.....	1984	Charles Markey.....	2003
Jim Podoley	1984	John DeBoer.....	2004
Walter Beach	1985	1974 National Title Team...	2004
Lyle Bennett.....	1985	Brian Pruitt	2005
Jack Cline.....	1985	Bernie Raterink.....	2006
Bill Kelly.....	1985	Brock Gutierrez.....	2007
Bourke Lodewyk.....	1985	Billy Smith	2008
Carlo Barberi.....	1986	Reggie Allen	2011
Mike Franckowiak.....	1986	John Wunderlich.....	2013
Harold Kaczynski	1986	Scott Rehberg.....	2014
Chet Stackhouse	1986	Matt Means	2015
Lawrence Sweeney	1986	Al Bernardi	2016
Howard Elzinga	1987	Dan Bazuin.....	2017
Roy Kramer	1987		
Ted Kjolhede	1988		
Jesse Lakes.....	1988		
Ken Loop.....	1988		
Gary Hogeboom	1989		
Dick Kackmeister	1989		
Robert Jackson	1990		
George Lauer	1990		
Wallace Parker	1991		
Andy MacDonald.....	1992		
Charles Tambling	1992		
Warren Schmakel.....	1993		
Leo Wisneski.....	1993		
Ray Bentley	1994		
Rick Newsome	1994		
Curtis Adams.....	1995		
Jim Bowman.....	1998		
Pat Boyd.....	1999		
George Hackett	1999		
Herb Deromedi	2000		
Jim Hasse.....	2000		
Ralph Soffredine	2001		
Jeff Bender	2002		

Kurt Dobronski Award

Kurt Dobronski, twice an All-MAC outside linebacker for the Chippewas from 1978-81, died in the crash of Northwest Airlines Flight 255 in Detroit in August 1987 at age 28. The Dobronski Award is given annually by senior players to the Central Michigan University senior who demonstrates great effort, intensity and appreciation for the CMU football program.

Name.....	Year
Chris Wise	1987
George Ricumstrict	1988
Dave Delekta	1989
Joe Connolly.....	1990
Billy Smith	1991
Gary Rakan.....	1992
Tim Wojcik.....	1993
Brandon Bruce	1994
Brock Gutierrez.....	1995
John Blackstock.....	1996
Bubba Hester	1996
Gary Glowacki.....	1997
C.J. Remmo	1998
Joe Danna	1998
Eric Flowers.....	1999
Pete Shepherd	2000
Brian Leigeb.....	2001
Matt Brayton	2001
Kyle Croskey	2002
Derek McLaughlin	2003
James King	2004
Justin Harper.....	2005
Dan Bazuin	2006
Ike Brown.....	2007
Casey Droscha	2008
Dan LeFevour	2009
Matt Berning	2010
Mike Petrucci	2011
Cody Wilson.....	2012
Shamari Benton	2013
Adam Fenton	2013
Kevin King	2014
Tim Hamilton	2015
John Bonamego.....	2015
Colton Odykirk	2016
Joe Ostman.....	2017

Jim Podoley

No. 62 • 1953-56

Jim Podoley's No. 62 is the only number retired in Central Michigan University football history.

He is the only player to be named an All-American five times and still holds two CMU records. His 51 career touchdowns is still the high-water mark, as is his 29.0 punt return average in the 1956 season.

Podoley's 51 touchdowns broke a then 50-year-old record for most touchdowns scored by a Michigan athlete. He scored six of those 51 in his final game as a Chippewa.


His 2,775 yards and 7.9 yards per carry helped the Chippewas to a .865 winning percentage (32-4-1) in his time at CMU. He left CMU as the school's all-time leading rusher and ranked in the top 10 on CMU's all-time rushing yardage list until 2008.

The Mount Morris native played five years in the NFL, all with the Washington Redskins. He was drafted in the fourth round by the Pittsburgh Steelers and then immediately traded to the Redskins.

Naturally, Podoley also excelled on the track. He averaged 21.4 points per meet over four years, was named team MVP all four seasons and held five different track records at one time. He excelled in the 100-yard dash, 220-yard dash, high hurdles, low hurdles and the broad jump.

He graduated from Otisville High School and afterward spent a year and a half working for the Pontiac Motor Co. and helping his widowed mother operate their 80-acre farm. He continued to help out on the farm throughout his years at CMU. He came to CMU unheralded and practically an unknown.

Podoley was inducted into the CMU Athletic Hall of Fame in 1984. He also is a member of the Flint Sports Hall of Fame.



Herb Deromedi

2008 College Football Hall of Fame Inductee

Longtime head coach and director of athletics Herb Deromedi was elected to the College Football Hall of Fame in 2007. He was formally enshrined in the hall in July 2008.

Deromedi is the first representative of CMU to be elected to the College Football Hall of Fame and the second head coach to be recognized primarily for his work in the Mid-American Conference (Doyt Perry, Bowling Green).

Deromedi (110-55-10 overall) is the winningest coach in CMU and MAC history. His 90 MAC wins are a conference record. He guided the Chippewas to three MAC titles during his 16-year tenure and twice was named MAC Coach of the Year. When he left CMU's sideline, Deromedi ranked 15th nationally in winning percentage (.657) among active coaches.

Deromedi joined Roy Kramer's staff at CMU as an assistant in 1967. He was promoted to defensive coordinator in 1969, a position he held when the Chippewas won the NCAA Division II national championship in 1974.

Deromedi succeeded Kramer as head coach in 1978, becoming the 16th head football coach in school history. He served as head coach from 1978-93, leading the Chippewas to MAC titles in 1979, 1980 and 1990. He was named MAC Coach of the Year in 1980 and 1990 and is the only coach to win a MAC title in three different decades.


Two of the most significant wins in school history came with Deromedi on the sideline. He oversaw CMU's 20-3 win at No. 18 Michigan State in 1991, then returned to East Lansing and led the Chippewas to a 24-20 win over the Spartans in 1992.

A total of 71 Chippewas earned All-MAC first team honors under Deromedi, including future NFL players Curtis Adams, Ray Bentley, Jim Bowman, Brock Gutierrez, Gary Hogeboom, Robert Jackson and Scott Rehberg.

Deromedi served on the NCAA Football Rules Committee (chair in 2003), the Michigan Chapter of the National Football Foundation, the NCAA Division I Strategic Planning Cabinet and the NCAA Football Issues Committee. In 2016, he was named to the NCAA College Football Playoff Selection Committee.

He is a member of the Royal Oak High School Hall of Fame, the Central Michigan University Marcy Weston Hall of Fame and the Michigan Sports Hall of Fame.

Deromedi's 10 years as director of athletics at CMU were highlighted by an extensive upgrade of the athletic facilities. CMU won 34 MAC championships during his tenure and claimed the MAC Institutional Academic Achievement Award eight times in a nine-year span.





YEAR-BY-YEAR RECORDS

Year	G	W	L	T	Coach
1896	4	3	1	0	Pete McCormick
1897	3	2	1	0	Carl Pray
1898	3	1	2	0	Carl Pray
1899	5	3	2	0	Carl Pray
1900	1	1	0	0	Unknown
1901		(no team)			
1902	4	4	0	0	Charles Tambling
1903	6	6	0	0	Charles Tambling
1904	1	0	1	0	Charles Tambling
1905	8	7	1	0	Charles Tambling
1906		(no team)			
1907	6	2	4	0	Ralph Thacker
1908	7	4	3	0	Hugh Sutherland
1909	7	4	3	0	Harry Helmer
1910	8	6	1	1	Harry Helmer
1911	5	3	2	0	Harry Helmer
1912	3	1	1	1	Harry Helmer
1913-15		(no team)			
1916	6	1	5	0	Blake Miller
1917	3	1	2	0	Fred Johnson
1918	1	1	0	0	Charles Tambling
1919	7	2	2	3	Garland Nevitt
1920	8	4	3	1	Joe Simmons
1921	10	7	2	1	Wallace Parker
1922	8	6	0	2	Wallace Parker
1923	8	5	1	2	Wallace Parker
1924	8	7	1	0	Lester Barnard
1925	8	4	1	3	Lester Barnard
1926	8	3	4	1	Wallace Parker
1927	8	7	1	0	Wallace Parker
1928	9	6	3	0	Wallace Parker
1929	7	2	3	2	A.J. Nowak
1930	8	5	3	0	A.J. Nowak
1931	7	4	3	0	George Van Bibber
1932	8	3	4	1	George Van Bibber
1933	8	5	2	1	George Van Bibber
1934	8	5	3	0	Alex Yunevich
1935	7	1	6	0	Alex Yunevich
1936	8	3	4	1	Alex Yunevich
1937	8	6	2	0	Ron Finch
1938	8	7	1	0	Ron Finch
1939	8	7	1	0	Ron Finch
1940	8	4	3	1	Ron Finch
1941	7	4	3	0	Ron Finch
1942	6	6	0	0	Ron Finch
1943	5	2	3	0	Ron Finch
1944	7	5	2	0	Ron Finch
1945	7	6	1	0	Ron Finch
1946	8	6	2	0	Ron Finch
1947	8	2	5	1	Lyle Bennett
1948	9	3	6	0	Lyle Bennett
1949	7	3	4	0	Lyle Bennett
1950	10	6	4	0	Warren Schmakel
1951	8	5	3	0	Bill Kelly
1952	9	7	2	0	Bill Kelly
1953	9	7	1	1	Bill Kelly
1954	10	8	2	0	Bill Kelly
1955	9	8	1	0	Bill Kelly
1956	9	9	0	0	Bill Kelly
1957	10	4	6	0	Bill Kelly

Year	G	W	L	T	Coach
1958	10	7	3	0	Bill Kelly
1959	10	7	3	0	Bill Kelly
1960	8	3	5	0	Bill Kelly
1961	10	2	8	0	Bill Kelly
1962	10	6	4	0	Bill Kelly
1963	10	4	5	1	Bill Kelly
1964	9	4	5	0	Bill Kelly
1965	10	5	5	0	Bill Kelly
1966	10	5	5	0	Bill Kelly
1967	10	8	2	0	Roy Kramer
1968	9	7	2	0	Roy Kramer
1969	10	7	3	0	Roy Kramer
1970	10	7	3	0	Roy Kramer
1971	10	5	5	0	Roy Kramer
1972	11	5	5	1	Roy Kramer
1973	11	7	4	0	Roy Kramer
1974	13	12	1	0	Roy Kramer
1975	11	8	2	1	Roy Kramer
1976	11	7	4	0	Roy Kramer
1977	11	10	1	0	Roy Kramer
1978	11	9	2	0	Herb Deromedi
1979	11	10	0	1	Herb Deromedi
1980	11	9	2	0	Herb Deromedi
1981	11	7	4	0	Herb Deromedi
1982	11	6	4	1	Herb Deromedi
1983	11	8	3	0	Herb Deromedi
1984	11	8	2	1	Herb Deromedi
1985	10	7	3	0	Herb Deromedi
1986	10	5	5	0	Herb Deromedi
1987	11	5	5	1	Herb Deromedi
1988	11	7	4	0	Herb Deromedi
1989	11	5	5	1	Herb Deromedi
1990	12	8	3	1	Herb Deromedi
1991	11	6	1	4	Herb Deromedi
1992	11	5	6	0	Herb Deromedi
1993	11	5	6	0	Herb Deromedi
1994	12	9	3	0	Dick Flynn
1995	11	4	7	0	Dick Flynn
1996	11	5	6	0	Dick Flynn
1997	11	2	9	0	Dick Flynn
1998	11	6	5	0	Dick Flynn
1999	11	4	7	0	Dick Flynn
2000	11	2	9	0	Mike DeBord
2001	11	3	8	0	Mike DeBord
2002	12	4	8	0	Mike DeBord
2003	12	3	9	0	Mike DeBord
2004	11	4	7	0	Brian Kelly
2005	11	6	5	0	Brian Kelly
2006	14	10	4	0	Brian Kelly/Jeff Quinn
2007	14	8	6	0	Butch Jones
2008	13	8	5	0	Butch Jones
2009	14	12	2	0	Butch Jones/Steve Stripling
2010	12	3	9	0	Dan Enos
2011	12	3	9	0	Dan Enos
2012	13	7	6	0	Dan Enos
2013	12	6	6	0	Dan Enos
2014	13	7	6	0	Dan Enos
2015	13	7	6	0	John Bonamego
2016	13	6	7	0	John Bonamego
2017	13	8	5	0	John Bonamego
Totals	1,064	617	411	36	(.666 win %)

Opponents	W	L	T	Began
Adrian	2	1	0	1921
Akron	16	9	1	1969
Albion	1	3	1	1923
Alcorn State	2	1	0	1977
Alma College	18	12	1	1897
Alma H.S.	1	1	0	1896
American Legion	1	0	0	1921
Arizona	0	1	0	2009
Arkansas State	0	1	0	1981
Army	2	0	0	2005
Assumption (Ont.)	3	0	0	1924
Baldwin-Wallace	0	1	0	1936
Ball State	25	24	1	1939
Battle Creek College	0	0	1	1926
Bay City H.S.	2	0	0	1896
Bay City Western H.S.	2	1	0	1916
Bay City JC	1	0	0	1923
Bluffton	1	0	0	1938
Boise State	3	2	0	1974
Bolling AFB	0	1	0	1959
Boston College	0	4	0	2002
Bowling Green ¹	18	22	0	1924
Bradley ²	3	3	0	1940
Buffalo	7	1	0	1999
Cadillac H.S.	2	0	0	1899
Carrollton Ath. Club	1	0	0	1925
Central Florida	0	1	0	2003
Central State (Ohio)	2	0	0	1967
Chattanooga	1	0	0	2014
Cincinnati	1	0	0	1990
Clare H.S.	1	0	0	1903
Clemson	0	1	0	2007
Dayton	2	0	0	1973
Defiance	1	0	0	1932
Delaware	1	0	0	1974
DePauw	1	0	0	1950
DeSales (Ohio)	2	0	0	1940
Detroit	1	5	0	1933
Detroit "B"	1	0	0	1930
Detroit Frosh	0	0	1	1925
Detroit Tech	2	1	0	1928
Drake	1	0	0	1959
East Carolina	1	2	0	1982
Eastern Illinois	22	2	0	1951
Eastern Kentucky	7	1	0	1939
Eastern Michigan ³	60	29	6	1902
Elsie Giants	4	0	0	1903
Ferris State ⁴	28	5	0	1899
Flint MSD	3	1	0	1907
Florida	0	1	0	1997
Florida Atlantic	0	1	0	2008
Georgia	0	1	0	2008
Grand Rapids JC	2	0	2	1919
G. Rapids Union H.S.	2	1	0	1941
Great Lakes Naval Acad.	1	2	0	1946
Hampton	1	0	0	2010
Hillsdale	8	9	1	1903
Hofstra	2	0	0	1970
Hope	2	0	0	1920
Idaho	2	0	0	1986
Illinois State ⁵	26	4	0	1950
Indiana	1	3	0	2002

Indiana State ⁶	9	0	0	1944
Iowa	1	2	0	1994
Ithaca H.S.	2	0	0	1897
Kalamazoo	4	0	0	1905
Kansas	1	2	0	2007
Kent State	24	11	0	1948
Kentucky	0	6	0	1983
Lawrence Tech	1	0	0	1938
Louisiana Tech	1	2	0	1974
Louisville	0	2	0	1957
Maine	0	0	0	2018
Marion H.S.	1	0	0	1902
Marshall	2	4	0	1975
Massachusetts	2	0	0	2012
McBain H.S.	1	0	0	1902
Miami	13	14	1	1978
Michigan	0	4	0	1931
Michigan "B"	3	0	2	1929
Mich. Military Acad.	1	0	0	1922
Michigan State	3	7	0	1991
Michigan State Frosh	0	6	1	1909
Michigan Tech	2	0	0	1932
Middle Tennessee St.	1	0	0	2006
Midland Athletic Club	1	0	0	1905
Minnesota	0	2	0	1987
Monmouth	1	0	0	2015
Montana State	1	0	0	1988
Morehead State	1	0	0	1967
Mount Pleasant H.S.	2	2	0	1898
Mt. Pleasant Indians	3	0	0	1898
Navy	0	3	0	2003
New Hampshire	2	0	0	2003
North Carolina State	0	2	0	2011
North Dakota State	0	1	0	2007
Northern Illinois	29	23	1	1939
Northern Iowa ⁷	4	0	0	1953
Northern Michigan ⁸	26	12	1	1922
Northwestern	0	1	0	2010
Northwestern State (La.)	2	0	0	1979
Ohio	25	5	2	1972
Ohio Wesleyan	0	1	0	1946
Oklahoma State	1	1	0	2015
Olivet	4	0	0	1920
Pacific	1	1	0	1981
Penn State	0	1	0	2005
Pittsburg State (Kan.) ⁹	1	0	0	1955
Presbyterian	1	0	0	2016
Purdue	1	5	0	1999
Purdue "B"	0	1	0	1932
Rhode Island	1	0	0	2017
Saginaw All-Stars	0	1	0	1899
Saginaw H.S.	1	0	0	1896
Sag. Arthur Hill H.S.	1	0	0	1909
Saginaw East H.S.	0	1	1	1916
Sam Houston State	1	0	0	2002
San Jose State	1	1	0	1979
St. Ambrose (La.)	1	0	0	1952
St. Ignatius H.S.	0	0	1	1922
St. Johns H.S.	1	0	0	1899
St. Mary's (Mich.)	4	0	0	1933
South Carolina State	1	0	0	2011
Southeast Missouri State	2	0	0	2004
Southern Illinois	7	7	0	1951

Southwestern Louisiana	1	1	0	1989
Syracuse	0	4	0	1999
Temple	2	1	0	2006
Toledo	18	25	3	1928
Traverse City H.S.	1	0	0	1918
Troy	1	0	0	2009
Tulsa	1	2	0	1986
UNLV	2	3	0	1993
Valparaiso	3	0	0	1924
Virginia	0	2	0	1996
Virginia Tech	0	1	0	2010
Wayne State ¹⁰	18	7	4	1919
Weber State	1	0	0	1995
West Branch H.S.	5	0	0	1908
Western Kentucky	1	0	0	2012
Western Illinois	12	15	0	1950
Western Michigan	39	48	2	1905
Wis.-Whitewater ¹¹	1	2	0	1964
Wis.-Milwaukee ¹²	6	1	0	1947
Wyoming	1	2	0	2000
Youngstown State ¹³	5	7	2	1947

2018 Opponents in Bold

¹ Record includes two games when Bowling Green was known as Ohio State Normal; CMU was 1-1 vs. Ohio State Normal.

² Record includes one game when Bradley was known as Bradley Tech; CMU was 0-1 vs. Bradley Tech.

³ Record includes 41 games when Eastern Michigan was known as Michigan State Normal; CMU was 23-14-4 vs. Michigan State Normal.

⁴ Record includes 29 games when Ferris State was known as Ferris Institute; CMU was 24-5 vs. Ferris Institute.

⁵ Record includes 14 games when Illinois State was known as Illinois Normal; CMU was 11-3 vs. Illinois Normal.

⁶ Record includes one game when Indiana State was known as Indiana State Teachers; CMU was 1-0 vs. Indiana State Teachers.

⁷ Record includes two games when Northern Iowa was known as Iowa State Teachers; CMU was 2-0 vs. Iowa State Teachers.

⁸ Record includes 14 games when Northern Michigan was known as Northern State Teachers; CMU was 13-0-1 vs. Northern State Teachers.

⁹ Pittsburg State was known as Kansas State Teachers in 1955.

¹⁰ Record includes 25 games when Wayne State was known as Detroit JC, Detroit City, and Wayne; CMU was 1-1-2 vs. Detroit JC, 8-2 vs. Detroit City, and 5-4-2 vs. Wayne.

¹¹ Wisconsin-Whitewater was known as Whitewater State for each of the schools' three contests.

¹² Record includes two games when Wisconsin-Milwaukee was known as Wisconsin State Teachers; CMU was 1-1 vs. Wisconsin State Teachers.

¹³ Record includes eight games when Youngstown State was known as Youngstown; CMU was 1-6-1 vs. Youngstown.



ALL-TIME VS. MAC OPPONENTS

CMU 16, Akron 9, 1 tie

1969	Akron	9-6
1970	Akron	35-19
1971	CMU	10-7
1972	Akron	14-10
1977	CMU	17-14
1988	CMU	27-16
1989	Akron	27-26
1990	Tie	14-14
1991	CMU	31-29
1992	Akron	31-28
1993	Akron	23-13
1994	CMU	47-0
1995	Akron	16-13
1996	CMU	42-0
1997	Akron	53-14
1998	CMU	28-27
2000	CMU	17-7
2002	CMU	24-17
2003	Akron	40-28
2005	CMU	31-17
2006	CMU	24-21
2007	CMU	35-32
2009	CMU	48-21
2011	CMU	23-22
2012	CMU	35-14
2015	CMU	14-6

CMU 26, Ball State 24, 1 tie

1939	CMU	7-0
1940	CMU	7-0
1941	CMU	7-6
1942	CMU	19-13
1971	BSU	9-6
1972	BSU	30-12
1973	CMU	14-7
1974	CMU	24-1
1975	BSU	16-13
1977	BSU	28-12
1978	BSU	27-0
1979	CMU	31-30
1980	CMU	21-17
1981	CMU	24-13
1982	CMU	28-7
1983	CMU	28-13
1984	CMU	51-7
1985	CMU	23-9
1986	CMU	43-22
1987	BSU	13-3
1988	BSU	27-20
1989	Tie	13-13
1990	BSU	13-3
1991	CMU	10-3
1992	BSU	24-23
1993	BSU	20-17
1994	BSU	31-28
1995	BSU	24-16
1996	BSU	24-17
1997	BSU	37-34 (ot)
1998	CMU	31-21
1999	CMU	27-21
2000	BSU	38-34
2001	BSU	38-34
2002	BSU	38-21
2003	BSU	27-14
2004	CMU	41-40
2005	CMU	31-24 (ot)
2006	CMU	18-7
2007	CMU	58-38
2008	BSU	31-24
2009	CMU	35-3
2010	BSU	31-17
2011	BSU	31-27
2012	BSU	41-30
2013	BSU	44-24
2014	BSU	32-29

2015	CMU	23-21
2016	CMU	24-21
2017	CMU	56-9

Bowling Green 22, CMU 18

1924	CMU	21-0
1926	BG	13-0
1931	BG	6-0
1943	BG	36-0
1944	BG	20-19
1945	BG	19-6
1946	CMU	7-0
1947	BG	20-19
1948	BG	13-12
1949	BG	20-0
1950	CMU	12-0
1952	BG	20-7
1976	CMU	38-28
1977	CMU	35-28
1978	CMU	38-7
1979	CMU	24-0
1980	CMU	32-10
1981	CMU	6-3
1982	BG	34-30
1983	BG	15-14
1984	CMU	42-21
1985	BG	23-18
1986	CMU	20-10
1987	BG	18-17
1988	CMU	21-3
1989	BG	24-20
1990	CMU	17-0
1991	BG	17-10
1992	BG	17-14
1993	CMU	17-15
1994	CMU	36-33
1995	CMU	22-16
1996	BG	31-27
1999	BG	31-7
2002	BG	45-35
2003	BG	23-3
2004	BG	38-14
2006	CMU	31-14
2009	CMU	24-10
2010	BG	17-14

CMU 7, Buffalo 1

1999	CMU	38-19
2001	CMU	16-8
2004	Buffalo	36-6
2006	CMU	55-28
2008	CMU	27-25
2009	CMU	20-13
2014	CMU	20-14
2015	CMU	51-14

CMU 60, EMU 29, 6 ties

1902	CMU	10-0
1905	CMU	13-0
1907	EMU	8-0
1908	CMU	11-0
1909	EMU	17-0
1910	CMU	13-0
1912	Tie	0-0
1917	EMU	63-0
1919	Tie	7-7
1920	EMU	7-6
1921	EMU	7-6
1922	Tie	0-0
1923	CMU	27-3
1924	CMU	13-0
1926	EMU	41-0
1927	EMU	6-0
1928	EMU	36-0
1929	EMU	24-0
1930	EMU	13-0

1931	CMU	20-12
1932	EMU	28-0
1933	EMU	25-7
1934	CMU	13-12
1935	EMU	7-0
1936	EMU	13-7
1937	CMU	27-10
1938	CMU	7-6
1939	CMU	14-0
1940	CMU	24-0
1941	CMU	12-6
1942	CMU	14-0
1946	CMU	26-13
1947	CMU	33-0
1948	EMU	6-0
1949	CMU	18-7
1950	CMU	26-7
1951	CMU	19-13
1952	CMU	26-7
1953	Tie	33-33
1954	CMU	28-7
1955	CMU	27-20
1956	CMU	19-0
1957	EMU	39-6
1958	CMU	7-6
1959	CMU	21-8
1960	CMU	28-0
1961	CMU	13-11
1962	CMU	24-0
1963	CMU	55-20
1972	EMU	28-3
1973	CMU	31-21
1974	CMU	28-13
1975	CMU	20-7
1976	EMU	30-27
1977	CMU	9-3
1978	CMU	41-9
1979	CMU	37-14
1980	CMU	51-15
1981	CMU	63-14
1982	CMU	13-8
1983	CMU	24-3
1984	Tie	16-16
1985	CMU	17-10
1986	EMU	34-16
1987	CMU	16-6
1988	CMU	20-6
1989	CMU	24-9
1990	CMU	16-12
1991	Tie	14-14
1992	CMU	30-13
1993	EMU	28-21
1994	CMU	30-29
1995	EMU	34-24
1996	CMU	41-36
1997	EMU	31-24
1998	CMU	36-23 (ot)
1999	CMU	29-26
2000	EMU	31-15
2001	CMU	35-30
2002	CMU	47-21
2003	CMU	38-10
2004	EMU	61-58 (4ot)
2005	EMU	23-20 (ot)
2006	CMU	24-17 (ot)
2007	EMU	48-45
2008	EMU	56-52
2009	CMU	56-8
2010	CMU	52-14
2011	EMU	35-28
2012	CMU	34-31
2013	CMU	42-10
2014	CMU	38-7
2015	CMU	35-28
2016	EMU	26-21
2017	CMU	42-30

CMU 24, Kent State 11

1948	KSU	28-0
1949	KSU	26-12
1973	KSU	28-7
1974	KSU	21-14
1975	CMU	17-8
1976	KSU	20-10
1977	CMU	49-10
1978	CMU	41-0
1979	CMU	44-2
1980	CMU	21-6
1981	CMU	24-3
1982	CMU	31-20
1983	CMU	13-7
1984	CMU	14-10
1985	CMU	21-17
1986	KSU	33-30
1987	KSU	24-21
1988	CMU	31-7
1989	CMU	38-0
1990	CMU	42-0
1991	CMU	23-7
1992	CMU	35-0
1993	CMU	33-28
1994	CMU	45-0
1995	CMU	27-16
1996	CMU	52-51
1997	KSU	60-37
1998	CMU	46-7
2000	KSU	24-21 (OT)
2004	CMU	24-21
2007	CMU	41-32
2011	KSU	24-21
2015	CMU	27-14
2016	KSU	27-24
2017	CMU	42-23

CMU 2, UMass 0

2012	CMU	42-21
2013	CMU	37-0

CMU 13, Miami 14, 1 tie

1978	CMU	37-18
1979	CMU	19-18
1980	CMU	15-14
1981	Miami	7-3
1982	Miami	23-0
1983	Miami	12-7
1984	CMU	10-9
1985	Miami	19-14
1986	Miami	59-6
1987	Miami	15-6
1988	CMU	34-17
1989	CMU	20-7
1990	CMU	31-7
1991	Tie	10-10
1992	Miami	16-13
1993	Miami	24-21
1994	CMU	32-30
1995	Miami	17-13
1996	Miami	46-14
1999	Miami	24-16
2005	CMU	38-37
2007	CMU	35-10
2010	Miami	27-20
2012	CMU	30-16
2013	CMU	21-9
2014	CMU	34-27
2016	Miami	37-17
2017	Miami	31-14

CMU 29, N. Illinois 23, 1 tie

1936	CMU	7-6
1940	NIU	9-6
1946	CMU	58-7
1947	Tie	6-6

1950	CMU	27-14
1951	NIU	26-13
1952	CMU	56-7
1953	CMU	46-0
1954	CMU	46-7
1955	CMU	61-0
1956	CMU	41-0
1957	CMU	52-12
1958	CMU	33-23
1959	CMU	29-7
1960	NIU	36-15
1961	NIU	11-0
1962	CMU	35-27
1963	NIU	27-22
1964	NIU	19-14
1965	NIU	19-14
1966	NIU	20-13
1975	CMU	69-7
1976	CMU	31-9
1977	CMU	25-21
1978	CMU	34-7
1979	CMU	31-11
1980	NIU	21-0
1981	CMU	17-10
1982	NIU	19-13
1983	CMU	30-14
1984	NIU	8-7
1985	CMU	30-21
1997	CMU	44-10
1998	NIU	16-6
1999	NIU	31-27
2000	NIU	40-6
2001	NIU	33-24
2002	NIU	49-0
2003	NIU	40-24
2004	NIU	42-10
2005	NIU	31-28
2006	NIU	31-10
2007	CMU	35-10
2008	CMU	33-30 (OT)
2009	CMU	45-31
2010	NIU	33-7
2011	CMU	48-41
2012	NIU	55-24
2013	NIU	38-17
2014	CMU	34-17
2015	CMU	29-19
2016	CMU	34-28 (3OT)
2017	CMU	31-24

CMU 25, Ohio 5, 2 ties

1972	OU	26-21
1975	Tie	6-6
1976	CMU	17-15
1977	CMU	31-14
1978	CMU	17-3
1979	CMU	26-0
1980	OU	24-9
1981	CMU	38-21
1982	CMU	42-18
1983	CMU	14-9
1984	CMU	35-3
1985	CMU	13-7
1986	CMU	56-27
1987	CMU	31-17
1988	CMU	42-10
1989	CMU	24-15
1990	CMU	52-7
1991	Tie	17-17
1992	CMU	24-0
1993	CMU	38-0
1994	CMU	22-10
2000	OU	52-3
2001	OU	34-3
2005	CMU	37-10
2006	CMU	31-10

2008	CMU	31-28
2009	CMU	20-10
2011	Ohio	43-28
2013	CMU	26-23
2014	CMU	28-10
2016	CMU	27-20
2017	CMU	26-23

Toledo 25, CMU 18, 3 ties

1928	CMU	13-0
1929	CMU	31-12
1973	Toledo	23-21
1975	CMU	34-27
1976	CMU	9-7
1977	CMU	44-0
1978	CMU	27-3
1979	Tie	7-7
1980	CMU	14-10
1981	Toledo	17-3
1982	CMU	16-12
1983	CMU	34-6
1984	Toledo	14-7
1985	Toledo	10-7
1986	Toledo	26-14
1987	Tie	17-17
1988	Toledo	20-13
1989	Toledo	29-6
1990	CMU	13-12
1991	Tie	16-16
1992	CMU	28-9
1993	CMU	38-7
1994	CMU	45-27
1995	Toledo	19-7
1996	Toledo	23-20
1997	Toledo	41-10
1998	Toledo	17-14
1999	Toledo	32-13
2000	Toledo	41-0
2001	Toledo	52-28
2002	Toledo	44-17
2003	Toledo	31-13
2004	Toledo	27-22
2005	CMU	21-17
2006	CMU	42-20
2007	CMU	52-31
2008	CMU	24-23
2009	CMU	56-28
2010	Toledo	42-31
2011	Toledo	44-17
2012	Toledo	50-35
2013	Toledo	38-17
2014	Toledo	42-28
2015	Toledo	28-23
2016	Toledo	31-17
2017	Toledo	30-10

WMU 48, CMU 39, 2 ties

1905	CMU	6-0
1907	WMU	27-0
1908	WMU	11-5
1909	WMU	11-0
1910	WMU	16-6
1925	Tie	0-0
1927	CMU	18-12
1928	WMU	19-0
1929	WMU	25-6
1930	WMU	54-6
1931	WMU	7-6
1932	WMU	7-0
1933	WMU	19-0
1934	WMU	13-0
1935	WMU	13-0
1936	WMU	33-0
1937	WMU	7-0
1938	WMU	35-0
1943	WMU	19-0
1944	WMU	35-14
1945	CMU	6-0
1946	WMU	27-21
1947	WMU	20-12
1948	WMU	7-0
1949	WMU	35-8
1950	WMU	21-13
1951	WMU	46-25
1952	WMU	18-0
1953	CMU	21-0
1954	CMU	25-19
1955	CMU	27-12
1956	CMU	14-7
1957	WMU	33-0
1958	CMU	33-32
1959	CMU	21-15
1960	WMU	31-0
1961	WMU	27-21
1962	WMU	28-0
1963	CMU	30-14
1964	CMU	18-6
1965	WMU	21-13
1966	WMU	31-14
1969	WMU	24-0
1970	WMU	41-0
1973	WMU	18-13
1974	CMU	42-6
1975	CMU	34-0
1976	WMU	42-14
1977	CMU	28-23
1978	CMU	35-14
1979	CMU	10-0
1980	CMU	22-10
1981	CMU	15-13

1982	Tie	18-18
1983	CMU	32-14
1984	CMU	38-19
1985	CMU	24-17
1986	CMU	18-10
1987	CMU	30-27
1988	WMU	42-24
1989	CMU	34-6
1990	CMU	20-13
1991	CMU	27-17
1992	WMU	19-14
1993	CMU	23-18
1994	CMU	35-28
1995	WMU	48-31
1996	CMU	38-28
1997	WMU	38-24
1998	CMU	26-24
1999	WMU	38-16
2000	CMU	21-17
2001	WMU	20-17
2002	WMU	35-10
2003	WMU	44-21
2004	CMU	24-21 (OT)
2005	WMU	31-24
2006	CMU	31-7
2007	CMU	34-31
2008	CMU	38-28
2009	CMU	34-23
2010	CMU	26-22
2011	WMU	44-14
2012	WMU	42-31
2013	CMU	27-22
2014	WMU	32-20
2015	WMU	41-39
2016	WMU	49-10
2017	CMU	35-28

All-Time MAC Standings (MAC Games Only)

	Years	W	L	T	Pct.	Titles
Miami	70	283	168	11	.612	16
Bowling Green	65	283	177	13	.598	12
Northern Illinois	22	147	98	2	.595	4
Central Michigan	43	203	138	10	.578	7
Toledo	66	274	205	7	.563	11
Ball State	43	176	159	3	.521	5
Western Michigan	70	246	241	9	.496	3
Ohio	71	241	262	11	.469	5
Akron	26	85	124	0	.407	1
Kent State	66	162	316	4	.336	1
Buffalo	19	44	107	0	.291	1
Eastern Michigan	43	103	227	6	.284	1

Homecoming Games

Nov. 22, 1924	Alma	W	13-0	Nov. 4, 1972	Illinois State	W	28-21
Nov. 21, 1925	Albion	T	0-0	Oct. 6, 1973	Illinois State	W	6-3
Oct. 23, 1926	Eastern Michigan	L	0-41	Oct. 19, 1974	Western Illinois	W	58-7
Oct. 22, 1927	Western Michigan	W	18-12	Oct. 11, 1975	Eastern Michigan	W	20-7
Oct. 27, 1928	Eastern Michigan	L	0-36	Oct. 16, 1976	Indiana State	W	16-13
Nov. 9, 1929	Western Michigan	L	6-25	Oct. 29, 1977	Bowling Green	W	35-28
Oct. 25, 1930	Eastern Michigan	W	13-0	Oct. 21, 1978	Northern Illinois	W	34-7
Nov. 7, 1931	Alma	W	13-0	Oct. 13, 1979	Northern Illinois	W	31-11
Oct. 22, 1932	Eastern Michigan	L	0-28	Oct. 25, 1980	Northwestern State (La.)	W	17-0
Oct. 28, 1933	Detroit City	W	26-13	Oct. 24, 1981	Kent State	W	24-3
Oct. 20, 1934	Eastern Michigan	W	13-12	Oct. 30, 1982	Ohio	W	42-18
Oct. 12, 1935	Wayne State	L	6-13	Oct. 22, 1983	Miami	L	7-12
Oct. 24, 1936	Eastern Michigan	L	7-13	Oct. 27, 1984	Bowling Green	W	42-21
Oct. 9, 1937	Northern Michigan	W	32-0	Oct. 26, 1985	Eastern Michigan	W	17-10
Oct. 15, 1938	Bluffton	W	45-0	Nov. 8, 1986	Toledo	L	14-26
Nov. 11, 1939	Wayne State	W	33-6	Oct. 17, 1987	Tulsa	W	41-18
Nov. 9, 1940	Eastern Kentucky	L	0-25	Oct. 15, 1988	Bowling Green	W	21-3
Nov. 8, 1941	Grand Rapids	L	6-7	Oct. 21, 1989	Youngstown State	L	3-30
Oct. 24, 1942	Ball State	W	19-13	Oct. 20, 1990	Toledo	W	13-12
1943-1945	No designated homecoming game						
Oct. 26, 1946	Northern Illinois	W	58-7	Oct. 26, 1991	Ball State	W	10-3
Nov. 1, 1947	Eastern Michigan	W	33-0	Oct. 17, 1992	Kent State	W	35-0
Oct. 31, 1948	Wayne State	L	12-27	Oct. 16, 1993	Eastern Michigan	L	21-28
Oct. 29, 1949	Hillsdale	L	0-8	Oct. 22, 1994	Miami	W	32-30
Oct. 14, 1950	Bowling Green	W	12-0	Oct. 28, 1995	Miami	L	13-17
Oct. 13, 1951	Eastern Illinois	W	59-27	Oct. 12, 1996	Akron	W	42-0
Oct. 25, 1952	Eastern Michigan	W	26-7	Oct. 11, 1997	Toledo	L	10-41
Oct. 24, 1953	Western Illinois	W	13-6	Sept. 26, 1998	Kent State	W	46-7
Oct. 16, 1954	Southern Illinois	W	33-0	Oct. 16, 1999	Northern Illinois	L	27-31
Oct. 15, 1955	Western Illinois	W	20-0	Oct. 7, 2000	Kent State	L(OT)	21-24
Oct. 20, 1956	Illinois Normal	W	20-0	Oct. 13, 2001	Ohio	L	3-35
Oct. 19, 1957	Northern Illinois	W	52-12	Oct. 12, 2002	Bowling Green	L	35-45
Oct. 25, 1958	Louisville	L	7-40	Oct. 11, 2003	Northern Illinois	L	24-40
Oct. 24, 1959	Northern Illinois	W	29-7	Oct. 9, 2004	Bowling Green	L	14-38
Oct. 15, 1960	Eastern Michigan	W	28-0	Oct. 15, 2005	Ohio	W	37-10
Oct. 28, 1961	Northern Illinois	L	0-11	Oct. 14, 2006	Ball State	W	18-7
Oct. 20, 1962	Eastern Michigan	W	24-0	Sept. 29, 2007	Northern Illinois	W	35-10
Nov. 9, 1963	Northern Illinois	L	22-27	Oct. 11, 2008	Temple	W	24-14
Oct. 17, 1964	Western Illinois	L	7-41	Oct. 10, 2009	Eastern Michigan	W	56-8
1965	Hillsdale	L	0-13	Oct. 16, 2010	Miami	L	27-20
1966	Illinois State	W	20-6	Oct. 15, 2011	Eastern Michigan	L	35-28
Oct. 14, 1967	Hillsdale	W	30-6	Oct. 20, 2012	Ball State	L	41-30
Oct. 26, 1968	Illinois State	W	19-16	Oct. 19, 2013	Northern Illinois	L	38-17
Oct. 25, 1969	Eastern Illinois	W	44-0	Oct. 4, 2014	Ohio	W	28-10
Oct. 17, 1970	Western Illinois	W	20-10	Oct. 3, 2015	Northern Illinois	W	29-19
Oct. 23, 1971	Eastern Illinois	W	47-14	Oct. 8, 2016	Ball State	W	24-21
				Oct. 14, 2017	Toledo	L	30-10

Head Coaches' Records

Coach (Period)	Yrs	Games	W	L	T	Pct	Coach (Period)	Yrs	Games	W	L	T	Pct
Pete McCormick (1896)	1	4	3	1	0	.750	Lyle Bennett (1947-49)	3	24	8	15	1	.354
Carl Pray (1897-99)	3	11	6	5	0	.545	Warren Schminkel (1950)	1	10	6	4	0	.600
Unknown (1900)	1	1	1	0	0	1.000	Bill Kelly (1951-66)	16	151	91	58	2	.609
Charles Tambling (1902-05, 1918)	5	20	18	2	0	.900	Roy Kramer (1967-77)	11	117	83	32	2	.718
Ralph Thacker (1907)	1	6	2	4	0	.333	Herb Deromedi (1978-93)	16	175	110	55	10	.657
Hugh Sutherland (1908)	1	7	4	3	0	.571	Dick Flynn (1994-99)	6	67	30	37	0	.448
Harry Helmer (1909-12)	4	23	14	7	2	.652	Mike DeBord (2000-03)	4	46	12	34	0	.261
Blake Miller (1916)	1	6	1	5	0	.167	Brian Kelly (2004-06)	3	35	19	16	0	.543
Fred Johnson (1917)	1	3	1	2	0	.333	Jeff Quinn* (2006)	—	1	1	0	0	1.000
Garland Nevitt (1919)	1	7	2	2	3	.500	Butch Jones (2007-09)	3	40	27	13	0	0.675
Joe Simmons (1920)	1	8	4	3	1	.563	Steve Stripling* (2009)	—	1	1	0	0	1.000
Wallace Parker (1921-23, 1926-28)	6	51	34	11	6	.726	Dan Enos (2010-14)	5	62	26	36	0	0.419
Lester Barnard (1924-25)	2	16	11	2	3	.781	John Bonamego (2015-)	3	39	21	18	0	0.538
A.J. Nowak (1929-30)	2	15	7	6	2	.533	Totals (1896-2016)	117	1,064	617	411	36	0.579
George Van Bibber (1931-33)	3	23	12	9	2	.565	* Quinn was interim head coach for Motor City Bowl in 2006						
Alex Yunevich (1934-36)	3	23	9	13	1	.413	* Stripling was interim head coach for the GMAC Bowl in 2009						
Ron Finch (1937-46)	10	72	53	18	1	.743							



Eric Fisher Makes History as the Top Pick in the 2013 NFL Draft

- Selected by the Kansas City Chiefs
- Highest NFL draft pick in CMU and Mid-American Conference history
- Just the third player from non-automatic qualifier school taken No. 1 overall
- The second CMU player to be selected in the first round of the NFL Draft. Fellow offensive lineman Joe Staley was the first in 2007 when he was chosen by the San Francisco 49ers at No. 28.

All-Time Draft Choices

2018	Mark Chapman, WR, 1st Overall, Hamilton (CFL)	1982	Mike Hirn, TE, 9th round by Pittsburgh
	Tyler Conklin, TE, 5th round by Minnesota	1981	Robert Jackson, DB, 11th round by Cincinnati
2016	Kavon Frazier, DB, 6th round by Dallas	1980	Gary Hogeboom, QB, 5th round by Dallas
2015	Leterrius Walton, DL, 6th round by Pittsburgh	1976	Jim Jones, DB, 13th round by New England
2013	Eric Fisher, OT, First Overall, First Round, K.C.	1975	Mike Francowiak, QB, 3rd round by Denver (acquired by Buffalo in 1977)
2010	Dan LeFevour, QB, 6th round by Chicago		Tom Ray, DB, 17th round by Green Bay
	Antonio Brown, WR, 6th round by Pittsburgh	1973	Paul Krause, OT, 3rd round by Kansas City (played with Hamilton of the CFL)
2009	Eric Fraser, DB, 1st round by Calgary (CFL)		Jesse Lakes, RB, 13th round by Green Bay
2008	Greg Wojt, OT, 2nd round by Edmonton (CFL)	1971	Mick Natzel, DB, 13th round by Oakland
2007	Joe Staley, OT, 1st round by San Francisco	1970	Dave Farris, TE, 15th round by Buffalo
	Daniel Bazuin, DE, 2nd round by Chicago	1969	Craig Tefft, RB, played with Toronto of the CFL
	Drew Mormino, C, 6th round by Miami	1968	Chuck Sinkule, DT, 7th round by St. Louis
2006	Obed Cétoute, WR, 4th round by Toronto (CFL)	1965	Larry Moore, FS, played with Green Bay (after tryout with N.Y.)
2005	Eric Ghiaciuc, C, 4th round by Cincinnati		Frank Goldberg, LB, 20th round by Cleveland
	Adam Kieft, OT, 5th round by Cincinnati	1960	Walter Beach, RB, 15th round by New York (also played with Cleveland)
1997	Scott Rehberg, OT, 7th round by New England		Gordy Ringquist, OG, 16th round by Detroit
1991	J.J. Wierenga, DT, 11th round by Green Bay	1958	Jim Podoley, RB, 4th round by Washington
1990	Donnie Riley, TB, 12th round by Phoenix	1957	Dick Kackmeister, C, 20th round by Los Angeles
	Mark Hopkins, TE, by Birmingham (WLAFL)		Jarv Walz, TE-DL, 24th round by Detroit
1987	Brian Williams, OT, 7th round by Philadelphia		
1985	Jim Bowman, DB, 2nd round by New England		
	Curtis Adams, TB, 8th round by San Diego		
1984	Ray Bentley, LB, by Michigan (USFL)		
	Novo Bojovic, PK, by Michigan (USFL)		
1983	Mike Hirn, TE, Birmingham (USFL)		
	Tony Vitale, OG, Washington (USFL)		



Free Agent Signings and Tryouts

2017	Joe Ostman, DL, Philadelphia	1999	Reggie Allen, WR, Buffalo
	Corey Willis, WR, Arizona		Mike Cipa, C, Oakland
	Amari Coleman, DB, Detroit		Jason Gold, LB, Toronto
	J.P. Quinn, OL, Indianapolis		Jon McCall, DT, New England
	Joe Austin, OL, Atlanta	1996	Brock Gutierrez, C, Cincinnati
	Josh Cox, DB, Arizona	1995	Brian Pruitt, TB, Atlanta
2016	Cooper Rush, QB, Dallas		Eric Johnson, TB, Indianapolis
	Austin Stewart, WR, New Orleans		Chris O'Brien, OG, Philadelphia
	Nathan Ricketts, LB, New Orleans	1994	Mike Kyler, OLB, Winnipeg
	Joe Bacci, FB, Tennessee	1992	Greg Sherwin, OT, N.Y. Jets
2015	Louis Palmer, DE, Detroit		Lamar Sally, OT, New Orleans
	Ben McCord, TE, Detroit		Marty Malcolm, DG, Phoenix
2014	Titus Davis, WR, San Diego	1991	Ken Ealy, WR, Detroit
	Andy Phillips, OG, Green Bay		Darian McKinney, TE, Los Angeles
	Thomas Rawls, RB, Seattle		John Hood, RB, Hamilton
	Jason Wilson, CB, Dallas	1989	Kevin Nicholl, PK, Phoenix
2013	Zurlon Tipton RB, Indianapolis		Mark Dennis, Hamilton
	Avery Cunningham, S, St. Louis	1987	Tony Elliott, DB, Green Bay
2012	Jahleel Addae, DB, San Diego		Phil Zielinski, OLB, Green Bay
	Darren Keyton, OL, Detroit	1986	John DeBoer, SE, Denver
	Cody Wilson, WR, Detroit	1985	Mike Kenealy, DB, Washington
2010	Vince Agnew, DB, Miami		Terry Goodell, OG, Kansas City
	Nick Bellore, LB, New York Jets	1984	Chris McKay, OG, Birmingham
	Matt Berning, LB, New York Jets	1983	Stephen Jones, SE, Detroit
	Brett Hartmann, P, Houston		Mark Polenz, OT, Cincinnati
	Jeff Maddux, OG, Detroit	1982	Kurt Dobronski (Dobson), DE, Dallas
	Colin Miller, C, Pittsburgh		Bret Hyble, LB, Chicago Bears
	Sean Murnane, DT, Chicago		Reggie Mitchell, RB, Dallas
2009	Brian Anderson, WR, New England		Willie Todd, FB, Seattle
	Josh Gordy, DB, Green Bay		Tony Vitale, OL, Green Bay
	Frank Zombo DE, Green Bay		James Caper, DE, Denver
2008	Ike Brown, LB, Atlanta	1981	Michael Simpson, DB, Dallas
	Eric Tunney, OL, Carolina		Marty Smallbone, OL, Oakland
	Curtis Cutts, DB, New York Jets		Chuck Stiver, DT, Detroit
	Red Keith, LB, Cincinnati	1980	Will Young, RB, Detroit
	Steven Friend, DL, Cleveland		Rick Waters, DB, Seattle
2007	Damien Linson, WR, Baltimore	1979	Chuck Harbin, OT, Seattle
	Pacino Horne, DB, Detroit		Rade Savich, PK, Detroit
2006	Kent Smith, QB, Oakland	1978	Jim Jones, DB, Detroit
2005	James King, LB, Cleveland		Wayne Schwalbach, TE, Pittsburgh
	Tory Humphrey, TE, Indianapolis		Ron Rummel, QB, Houston
2003	Kyle Croskey, OG, New England		Mose Rison, RB, Houston
	Darvin Lewis, LB, Philadelphia	1977	Walt Hodges, RB, Pittsburgh
	Cullen Jenkins, DE, Green Bay	1976	John Newman, DT, Seattle
2002	Mesene Louisdor, DB, Minnesota		Wes Gamble, C, Ottawa
2001	Brian Leigeb, FS, Buffalo		Don McNeal, OL, Hamilton

Canadian Football League

Mark Dennis, Hamilton
 Tedaro France, British Columbia
 Jason Gold, Toronto
 John Hood, Toronto
 Stephen Jones, Ottawa
 Mike Kyler, Winnipeg
 Craig Tefft, Toronto
 Rob Turner, British Columbia
 Mesene Louisdor, British Columbia
 Obed Cétoute, Toronto
 Greg Wojt, Hamilton
 Eric Fraser, Calgary
 Carl Volny, Winnipeg
 Kito Poblah, Winnipeg
 Dan LeFevour, Hamilton
 Paris Cotton, Winnipeg
 Jake Olson, Hamilton

1975
 1970
 1965
 1956
 Matt Means, SE, Cincinnati
 Steve Bograkovs, DB, Memphis
 Dave Lemere, RB, Ottawa
 Bruce Wyman, RB, Minnesota
 Keith Emerson, E, Detroit

Arena Football League

Reggie Allen, Buffalo
 Brian Leigeb, Grand Rapids, Philadelphia
 Jon McCall, Chicago
 Ray Bentley, Head Coach, Buffalo
 Anders Hill, Green Bay
 Ira Gooch, Austin
 Rob Turner, Los Angeles

NFL Europe

Reggie Allen
 Brian Brunner
 Tory Humphrey
 Cullen Jenkins



1896: Pete McCormick

Overall: 3-1

O/31	Alma H.S.	L	0-6
N/21	Bay City H.S.	W	10-4
N/26	at Bay City H.S.	W	4-0
N/27	Saginaw H.S.	W	35-0
	Alma H.S.	W	10-4

1897: Carl Pray

Overall: 2-1

O/09	Alma	L	0-18
	Bay City H.S.	W	10-0
N/25	at Ithaca H.S.	W	12-0

1898: Carl Pray

Overall: 1-2

	Alma	L	0-27
	Mt. Pleasant Indians	W	35-0
	Mount Pleasant H.S.	L	2-5

1899: Carl Pray

Overall: 3-2

	Alma	L	0-12
	Saginaw All-Stars	L	0-5
	Cadillac H.S.	W	12-0
	Saint Johns H.S.	W	27-5
	Ferris	W	6-0

1900: Unknown

Overall: 1-0

	Cadillac H.S.	W	20-5
--	---------------	---	------

1901: No Team

1902: Charles Tambling

Overall: 4-0

	Marion H.S.	W	10-0
	McBain H.S.	W	51-0
	Eastern Michigan	W	10-0
	Ferris	W	11-0

1903: Charles Tambling

Overall: 6-0

	Ferris	W	12-0
	Alma	W	23-5
	Elsie Giants	W	15-0
	Hillsdale	W	7-6
	Clare H.S.	W	
	Mount Pleasant H.S.	W	

1904: Charles Tambling

Overall: 0-1

	Ferris	L	6-60
--	--------	---	------

1905: Charles Tambling

Overall: 7-1

	Elsie Giants	W	5-0
	Ferris	W	35-2
	Midland Athletic Club	W	51-0
	Alma	L	6-12
	Eastern Michigan	W	13-0

	Ferris	W	10-0
	Western Michigan	W	6-0
	Kalamazoo	W	

1906: No Team

1907: Ralph Thacker

Overall: 2-4

	Ferris	L	0-45
	Flint MSD	W	6-5
	Mt. Pleasant Indians	W	12-11
	Western Michigan	L	0-29
	Eastern Michigan	L	0-39
	Alma	L	

1908: Hugh Sutherland

Overall: 4-3

	Alma	L	0-5
	Alma	W	10-0
	Eastern Michigan	W	11-0
	Western Michigan	L	5-11
	Elsie Giants	W	
	Hillsdale	L	
	West Branch H.S.	W	

1909: Harry Helmer

Overall: 4-3

	West Branch H.S.	W	23-0
	Sag. Arthur Hill H.S.	W	8-5
	Alma	W	15-8
	Michigan State Frosh	L	6-17
	Ferris	W	11-0
	at Eastern Michigan	L	0-17
	Western Michigan	L	0-11

1910: Harry Helmer

Overall: 6-1-1

	Mt. Pleasant Indians	W	18-0
	West Branch H.S.	W	6-0
	Michigan State Frosh	T	6-6
	Flint MSD	W	40-0
	Western Michigan	L	6-16
	Eastern Michigan	W	13-0
	Ferris	W	17-11
	Elsie Giants	W	

1911: Harry Helmer

Overall: 3-2

	West Branch H.S.	W	17-6
	Mount Pleasant H.S.	W	
	Ithaca H.S.	W	3-0
	Flint MSD	L	
	Michigan State Frosh	L	

1912: Harry Helmer

Overall: 1-1-1

	Michigan State Frosh	L	
	Flint MSD	W	
N/08	Eastern Michigan	T	0-0

1913-15: No Team

1916: Blake Miller

Overall: 1-5

O/06	West Branch H.S.	W	39-0
O/13	Bay City Western H.S.	L	0-12
O/20	Alma	L	0-39
N/22	Michigan State Frosh	L	0-14
	Saginaw East H.S.	L	0-30
	Alma	L	0-44

1917: Fred Johnson

Overall: 1-2

	Bay City Western H.S.	W	7-0
	at Eastern Michigan	L	0-63
	Mount Pleasant H.S.	L	0-7

1918: Charles Tambling

Overall: 1-0

	Traverse City H.S.	W	41-6
--	--------------------	---	------

1919: Garland Nevitt

Overall: 2-2-3

	Bay City Western H.S.	W	34-6
	Saginaw East H.S.	T	13-13
	Ferris	W	7-0
	Grand Rapids JC	T	7-7
N/07	Eastern Michigan	T	7-7
	Michigan State Frosh	L	6-14
	Detroit JC	L	14-42

1920: Joe Simmons

Overall: 4-3-1

O/09	Ferris	W	80-0
O/16	at Eastern Michigan	L	6-7
O/23	Olivet	W	7-0
O/30	at Ferris	W	34-0
N/06	Michigan State Frosh	L	6-14
N/13	at Hillsdale	L	10-14
N/20	at Hope	W	17-0
N/24	at Detroit JC	T	6-6

1921: Wallace Parker

Overall: 7-2-1

O/01	at Ferris	W	7-0
O/08	Olivet	W	25-0
O/15	Eastern Michigan	L	6-7
O/22	Ferris	W	60-0
O/29	at Adrian	W	28-0
N/05	at Grand Rapids JC	W	7-0
N/11	American Legion	W	28-0
N/12	Hope	W	17-0
N/19	Hillsdale	L	10-14
N/24	at Detroit JC	T	0-0

1922: Wallace Parker

Overall: 6-0-2

S/30	Ferris	W	40-0
O/14	at St. Ignatius H.S.	T	6-6
O/28	Grand Rapids JC	W	39-0
N/05	at Eastern Michigan	T	0-0
N/11	Northern Michigan	W	62-0
N/18	Mich. Military Acad.	W	7-0



GAME-BY-GAME RESULTS

N/23 Alma W 5-0
N/30 Detroit JC W 20-5

1923: Wallace Parker Overall: 5-1-2

O/05 Bay City JC W 37-0
O/13 at Albion L 7-14
O/20 at Grand Rapids JC T 0-0
O/27 Eastern Michigan W 27-3
N/10 at Northern Michigan W 34-0
N/17 Olivet W 34-0
N/24 at Alma T 0-0
N/29 at Detroit City W 21-7

1924: Lester Barnard Overall: 7-1

O/11 at Assumption W 26-0
O/18 at Albion L 12-13
O/25 at Eastern Michigan W 13-0
N/01 Ohio State Normal W 21-0
N/08 Northern Michigan W 22-0
N/15 at Valparaiso W 13-0
N/22 Alma W 13-0
N/27 at Detroit City W 38-6

1925: Lester Barnard Overall: 4-1-3

O/03 Carrollton Ath. Club W 29-0
O/17 at Alma L 0-14
O/24 at Northern Michigan W 8-0
O/31 Detroit Frosh T 0-0
N/06 at Western Michigan T 0-0
N/14 Valparaiso W 41-0
N/21 Albion T 0-0
N/26 at Detroit City W 18-6

1926: Wallace Parker Overall: 3-4-1

O/02 at Albion L 14-20
O/09 at Ferris L 6-7
O/16 Northern Michigan W 24-7
O/23 Eastern Michigan L 0-41
O/30 at Ohio State Normal L 0-13
N/11 Alma W 13-2
N/13 Battle Creek T 0-0
N/25 at Detroit City W 9-0

1927: Wallace Parker Overall: 7-1

O/01 Adrian W 25-0
O/08 Ferris W 20-0
O/15 Olivet W 7-0
O/22 Western Michigan W 18-12
O/29 at Eastern Michigan L 0-6
N/05 at Northern Michigan W 6-0
N/11 at Alma W 14-13
N/24 at Detroit City W 33-6

1928: Wallace Parker Overall: 6-3

S/29 Detroit Tech W 18-0
O/06 at Adrian L 0-8
O/13 at Toledo W 13-0
O/20 Northern Michigan W 26-0
O/27 Eastern Michigan L 0-36
N/03 at Valparaiso W 25-0
N/10 at Ferris W 21-0
N/24 at Western Michigan L 0-19
N/29 at Detroit City W 23-0

1929: A.J. Nowak Overall: 2-3-2

S/28 at Detroit Tech W 28-7
O/05 Michigan "B" T 0-0
O/12 at Northern Michigan T 6-6
O/26 at Eastern Michigan L 0-24
N/09 Western Michigan L 6-25
N/16 Toledo W 31-12
N/28 at Detroit City L 0-6

1930: A.J. Nowak Overall: 5-3

S/27 at Detroit "B" W 7-0
O/04 Michigan "B" W 13-7
O/10 at Western Michigan L 0-54
O/18 at Ferris W 14-0
O/25 Eastern Michigan L 0-13
N/08 at Alma W 27-7
N/15 Northern Michigan W 34-0
N/27 at Detroit City L 0-6

1931: George Van Bibber Overall: 4-3

O/03 at Michigan L 0-27
O/10 Ferris W 14-6
O/24 at Eastern Michigan W 20-12
O/31 at Detroit City W 27-6
N/07 Alma W 13-0
N/14 Bowling Green L 0-6
N/21 Western Michigan L 6-7

1932: George Van Bibber Overall: 3-4-1

O/01 at Michigan "B" T 0-0
O/08 Defiance W 32-9
O/15 Purdue "B" L 6-13
O/22 Eastern Michigan L 0-28
O/29 at Detroit City W 13-0
N/05 at Western Michigan L 0-7
N/12 Michigan Tech W 46-0
N/18 at Alma L 0-9

1933: George Van Bibber Overall: 5-2-1

S/30 Saint Mary's W 53-0
O/06 Kalamazoo W 18-13
O/14 at Hillsdale T 0-0
O/21 at Eastern Michigan L 7-25
O/28 Detroit W 26-13

N/04 Western Michigan L 0-19
N/11 at Ferris W 33-0
N/18 Alma W 27-0

1934: Alex Yunevich Overall: 5-3

S/28 at Detroit L 0-38
O/06 Ferris L 2-6
O/13 Hillsdale W 15-6
O/20 Eastern Michigan W 13-12
O/27 at Wayne W 13-7
N/03 at Western Michigan L 0-13
N/10 Kalamazoo W 12-0
N/17 at Alma W 26-0

1935: Alex Yunevich Overall: 1-6

S/27 at Detroit L 0-43
O/05 at Ferris L 7-12
O/12 Wayne L 6-13
O/19 Eastern Michigan L 0-7
N/02 Assumption W 19-0
N/09 Western Michigan L 0-13
N/16 Alma L 0-13

1936: Alex Yunevich Overall: 3-4-1

S/26 at Baldwin-Wallace L 2-65
O/03 Ferris W 22-0
O/10 at Wayne T 0-0
O/17 at Northern Michigan W 7-6
O/24 Eastern Michigan L 7-13
O/31 Saint Mary's W 44-8
N/07 at Western Michigan L 0-33
N/14 Detroit Tech L 7-10

1937: Ron Finch Overall: 6-2

S/25 Assumption W 52-0
O/02 at Ferris W 21-7
O/09 Northern Michigan W 32-0
O/16 Wayne L 0-18
O/23 at Eastern Michigan W 27-10
O/30 at Saint Mary's W 38-0
N/06 Western Michigan L 0-7
N/13 at Kalamazoo W 30-0

1938: Ron Finch Overall: 7-1

S/23 Lawrence Tech W 44-0
S/30 Ferris W 68-0
O/08 at Northern Michigan W 47-0
O/15 Bluffton W 45-0
O/21 Eastern Michigan W 7-6
O/28 Saint Mary's W 39-0
N/05 at Wayne W 20-3
N/12 at Western Michigan L 0-35



1939: Ron Finch

Overall: 7-1

S/22	at Detroit	L	7-20
S/29	at Ferris	W	20-0
S/30	Northern Illinois	W	6-0
O/06	Northern Michigan	W	37-0
O/14	at Eastern Kentucky	W	18-14
O/21	at Eastern Michigan	W	14-0
O/27	Ball State	W	7-0
N/11	Wayne	W	33-6

1940: Ron Finch

Overall: 4-3-1

S/27	Ferris	W	37-0
O/05	at Ball State	W	7-0
O/12	at Northern Illinois	L	6-9
O/19	at Bradley Tech	L	0-19
O/24	Eastern Michigan	W	24-0
N/02	at Wayne	T	7-7
N/09	Eastern Kentucky	L	0-25
N/16	DeSales	W	7-0

1941: Ron Finch

Overall: 4-3

O/03	Northern Michigan	W	7-0
O/10	at Detroit	L	0-45
O/18	at Ball State	W	7-0
O/24	at Eastern Michigan	W	12-6
N/01	at Wayne	L	0-6
N/08	Grand Rapids Union	L	6-7
N/15	DeSales	W	12-6

1942: Ron Finch

Overall: 6-0

O/03	at Northern Michigan	W	21-0
O/09	Grand Rapids Union	W	6-2
O/16	Eastern Michigan	W	14-0
O/24	Ball State	W	19-13
O/30	Wayne	W	13-0
N/07	at Grand Rapids Union	W	20-6

1943: Ron Finch

Overall: 2-3

	at Bowling Green	L	0-36
	Western Michigan	L	0-19
	at Alma	W	13-7
	at Alma	L	0-8
	at Alma	W	6-0

1944: Ron Finch

Overall: 5-2

	at Alma	W	20-13
	Bowling Green	L	19-20
	at Alma	W	33-13
	at Michigan "B"	W	25-12
	at Western Michigan	L	14-35
	at Michigan "B"	W	14-13
	at Indiana St. Teachers	W	25-0

1945: Ron Finch

Overall: 6-1

	at Alma	W	13-0
	at Bowling Green	L	6-19
	at Alma	W	26-0
	Western Michigan	W	6-0
	at Eastern Kentucky	W	14-7
	at Wayne	W	26-0
	at Albion	W	7-0

1946: Ron Finch

Overall: 6-2

S/20	Ohio Wesleyan	L	0-13
S/27	Bowling Green	W	7-0
O/05	at Eastern Kentucky	W	20-7
O/12	at Northern Michigan	W	60-0
O/19	at Eastern Michigan	W	26-13
O/26	Northern Illinois	W	58-7
N/02	at Western Michigan	L	21-27
N/09	Great Lakes Naval	W	41-0

1947: Lyle Bennett

Overall: 2-5-1

S/19	at Detroit	L	14-34
S/26	at Bowling Green	L	19-20
O/03	at Northern Illinois	T	6-6
O/11	Northern Michigan	L	12-20
O/17	Northern Michigan	W	45-0
O/24	at Youngstown	L	7-13
N/01	Eastern Michigan	W	33-0
N/15	at Wis. State Teachers	L	0-12

1948: Lyle Bennett

Overall: 3-6

S/21	Ferris	W	27-6
O/02	Bowling Green	L	12-13
O/09	at Western Michigan	L	0-7
O/14	at Northern Michigan	W	46-14
O/16	Kent State	L	0-28
O/23	at Youngstown	L	9-32
O/31	Wayne	L	12-27
N/06	at Eastern Michigan	L	0-6
N/13	Wis. State Teachers	W	21-6

1949: Lyle Bennett

Overall: 3-4

S/23	at Ferris State	W	33-7
O/01	at Bowling Green	L	0-20
O/08	at Michigan Tech	W	35-6
O/14	at Kent State	L	12-26
O/22	Western Michigan	L	8-35
O/29	Hillsdale	L	0-8
N/04	Eastern Michigan	W	18-7

1950: Warren Schminkel

Overall: 6-4; IIAC: 2-2

S/18	Alma	W	19-0
S/23	at Western Illinois^	L	7-28
S/30	at Western Michigan	L	13-21
O/07	Illinois Normal^	L	13-14
O/14	Bowling Green	W	12-0

O/21	at DePauw	W	33-20
O/28	at Eastern Michigan^	W	26-7
N/04	at Northern Illinois^	W	26-14
N/11	Ferris State	W	40-0
N/18	at Hillsdale	L	20-21

^ Interstate Intercollegiate Athletic Conference game

1951: Bill Kelly

Overall: 5-3; IIAC: 4-2

S/22	at Southern Illinois^	W	34-12
S/28	Western Illinois^	L	6-27
O/13	Eastern Illinois^	W	59-27
O/20	at Eastern Michigan^	W	19-13
O/27	at Illinois Normal^	W	26-0
N/02	Northern Illinois^	L	13-26
N/09	at Ferris State	W	49-6
N/17	Western Michigan	L	25-46

^ Interstate Intercollegiate Athletic Conference game

1952: Bill Kelly

Overall: 7-2; IIAC: 6-0

IIAC Champions

S/12	vs. St. Ambrose#	W	38-14
S/20	Bowling Green	L	7-20
S/27	at Northern Illinois^	W	56-7
O/04	Western Michigan	L	0-18
O/11	at Western Illinois^	W	27-0
O/18	Southern Illinois^	W	55-7
O/25	Eastern Michigan^	W	26-7
N/01	Illinois Normal^	W	35-12
N/08	at Eastern Illinois^	W	41-0

Game played in Saginaw, Mich.

^ Interstate Intercollegiate Athletic Conference game

1953: Bill Kelly

Overall: 7-1-1; IIAC: 5-0-1

IIAC Champions

S/19	at Iowa State Teachers	W	34-20
S/26	Western Michigan	W	21-0
O/03	Eastern Illinois^	W	33-6
O/10	vs. Great Lakes Naval#	L	16-39
O/17	at Southern Illinois^	W	19-6
O/24	Western Illinois^	W	13-6
O/31	at Illinois Normal^	W	29-19
N/06	Northern Illinois^	W	46-0
N/14	at Eastern Michigan^	T	33-33

Game played in Saginaw, Mich.

^ Interstate Intercollegiate Athletic Conference game

1954: Bill Kelly

Overall: 8-2; IIAC: 5-1

IIAC Co-Champions

S/11	vs. Wis.-Milwaukee#	W	26-7
S/18	Iowa State Teachers	W	42-21
S/25	at Western Michigan	W	25-19
O/02	at Eastern Illinois^	W	60-0
O/09	at Great Lakes Naval	L	28-32

O/16 Southern Illinois[^] W 33-0
 O/23 at Western Illinois[^] L 7-14
 O/30 Illinois Normal[^] W 26-0
 N/06 at Northern Illinois[^] W 46-7
 N/13 Eastern Michigan[^] W 28-7
 # Game played in Saginaw, Mich.
 ^ Interstate Intercollegiate Athletic Conference game

1955: Bill Kelly
Overall: 8-1; IIAC: 5-1
IIAC Co-Champions

S/10 Kansas State Teachers#W 33-0
 S/24 Western Michigan W 27-12
 O/01 at Southern Illinois[^] L 13-14
 O/08 Northern Illinois[^] W 61-0
 O/15 Western Illinois[^] W 20-0
 O/22 at Illinois Normal[^] W 35-7
 O/29 at Wis.-Milwaukee W 63-12
 N/05 at Eastern Michigan[^] W 27-20
 N/12 Eastern Illinois[^] W 48-14
 # Game played in Saginaw, Mich.
 ^ Interstate Intercollegiate Athletic Conference game

1956: Bill Kelly
Overall: 9-0; IIAC: 6-0
IIAC Champions

S/15 vs. Bradley# W 38-33
 S/22 at Western Michigan W 14-7
 S/29 Southern Illinois[^] W 32-13
 O/06 at Northern Illinois[^] W 41-0
 O/13 at Western Illinois[^] W 44-20
 O/20 Illinois Normal[^] W 20-0
 O/27 Wis.-Milwaukee W 67-12
 N/03 Eastern Michigan[^] W 19-0
 N/11 at Eastern Illinois[^] W 37-7
 # Game played in Saginaw, Mich.
 ^ Interstate Intercollegiate Athletic Conference game

1957: Bill Kelly
Overall: 4-6, IIAC: 4-2

S/14 vs. Bradley# L 7-14
 S/21 Western Michigan L 0-33
 S/28 Hillsdale L 14-35
 O/05 at Illinois Normal[^] L 20-24
 O/11 at Eastern Michigan[^] L 6-39
 O/19 Northern Illinois[^] W 52-12
 O/26 at Louisville L 0-40
 N/02 Eastern Illinois[^] W 61-6
 N/09 at Southern Illinois[^] W 21-12
 N/16 Western Illinois[^] W 39-7
 # Game played in Saginaw, Mich.
 ^ Interstate Intercollegiate Athletic Conference game

1958: Bill Kelly
Overall: 7-3; IIAC: 4-2

S/13 Northern Michigan W 27-14
 S/20 at Western Michigan W 33-32
 S/27 vs. Hillsdale# W 19-13
 O/04 Illinois Normal[^] W 33-6
 O/11 Eastern Michigan[^] W 7-6
 O/18 at Northern Illinois[^] W 33-23
 O/25 Louisville L 7-40
 N/01 Eastern Illinois[^] W 27-8
 N/08 Southern Illinois[^] L 7-24
 N/15 Western Illinois[^] L 23-38
 # Game played in Saginaw, Mich.
 ^ Interstate Intercollegiate Athletic Conference game

1959: Bill Kelly
Overall: 7-3; IIAC: 4-2

S/12 vs. Bowling Air Force# L 13-19
 S/19 Western Michigan W 21-15
 S/25 at Drake W 41-21
 O/03 Western Illinois[^] L 20-26
 O/10 at Illinois Normal[^] W 22-0
 O/17 at Eastern Michigan[^] W 21-18
 O/24 Northern Illinois[^] W 29-7
 O/31 Northern Michigan W 20-8
 N/07 Eastern Illinois[^] W 26-0
 N/14 Southern Illinois[^] L 20-51
 # Game played in Saginaw, Mich.
 ^ Interstate Intercollegiate Athletic Conference game

1960: Bill Kelly
Overall: 3-5; IIAC: 3-3

S/17 at Western Michigan L 0-31
 S/24 at Northern Michigan L 3-20
 O/01 at Western Illinois[^] L 13-38
 O/08 Illinois Normal[^] W 50-0
 O/15 Eastern Michigan[^] W 28-0
 O/22 at Northern Illinois[^] L 15-36
 O/29 at Eastern Illinois[^] W 35-12
 N/12 Southern Illinois[^] L 17-28
 ^ Interstate Intercollegiate Athletic Conference game

1961: Bill Kelly
Overall: 2-8; IIAC: 1-5

S/09 vs. Northern Michigan# L 0-35
 S/16 Western Michigan L 21-27
 S/21 at Youngstown L 7-36
 S/30 at Southern Illinois[^] L 0-18
 O/07 Western Illinois[^] L 7-12
 O/14 at Illinois Normal[^] L 21-32
 O/21 at Eastern Michigan[^] W 13-11
 O/28 Northern Illinois[^] L 0-11
 N/04 Hillsdale W 13-10
 N/11 Eastern Illinois[^] L 13-22
 # Game played in Saginaw, Mich.
 ^ Interstate Intercollegiate Athletic Conference game

1962: Bill Kelly
Overall: 6-4; IIAC 4-0
IIAC Champions

S/08 vs. Northern Michigan# L 12-20
 S/15 at Western Michigan L 0-28
 S/22 Youngstown L 7-14
 S/29 Southern Illinois L 6-43
 O/06 at Western Illinois[^] W 17-8
 O/13 Illinois Normal[^] W 46-8
 O/20 Eastern Michigan W 24-0
 O/27 at Northern Illinois[^] W 35-27
 N/03 Hillsdale# W 9-0
 N/10 at Eastern Illinois[^] W 35-23
 # Game played in Saginaw, Mich.
 % Game played in Flint, Mich.
 ^ Interstate Intercollegiate Athletic Conference game

1963: Bill Kelly
Overall: 4-5-1; IIAC: 2-2

S/14 vs. Bradley# L 6-12
 S/21 at Youngstown T 7-7
 S/28 Western Michigan W 30-14
 O/05 Eastern Illinois[^] W 35-15
 O/12 at Northern Michigan L 0-19
 O/19 at Western Illinois[^] L 7-28
 O/26 at Illinois Normal[^] W 24-22
 N/02 at Eastern Michigan W 55-20
 N/09 Northern Illinois[^] L 22-27
 N/16 Hillsdale L 23-31
 # Game played in Saginaw, Mich.
 ^ Interstate Intercollegiate Athletic Conference game

1964: Bill Kelly
Overall: 4-5; IIAC: 1-3

S/12 vs. Whitewater State# W 13-7
 S/26 at Western Michigan W 18-6
 O/03 at Eastern Illinois[^] L 14-17
 O/10 Northern Michigan L 7-12
 O/17 Western Illinois[^] L 7-41
 O/24 Illinois State[^] W 12-0
 O/31 Youngstown W 25-20
 N/07 Northern Illinois[^] L 14-19
 N/14 at Hillsdale L 7-26
 # Game played in Saginaw, Mich.
 ^ Interstate Intercollegiate Athletic Conference game

1965: Bill Kelly
Overall: 5-5; IIAC 3-1

at Whitewater State L 13-35
 Youngstown State L 14-35
 Western Michigan L 13-21
 Northern Illinois[^] L 14-19
 at Northern Michigan W 13-0
 Hillsdale L 0-13
 at Illinois State[^] W 32-8



Western Illinois [^]	W	9 - 6
Eastern Illinois [^]	W	48 - 6
at Ferris State	W	37 - 0

[^] Interstate Intercollegiate Athletic Conference game

1966: Bill Kelly Overall: 5-5; IAC: 3-0 IAC Champions

Whitewater State	L	16-40
Youngstown	L	6 - 7
at Western Michigan	L	14 - 31
at Northern Illinois	L	13 - 20
Northern Michigan	L	14 - 35
at Hillsdale	W	28 - 7
Illinois State [^]	W	20 - 6
Western Illinois [^]	W	28 - 3
at Eastern Illinois [^]	W	30 - 10
Wayne State	W	44 - 0

[^] Interstate Intercollegiate Athletic Conference game

1967: Roy Kramer Overall: 8-2; IAC 2-1 IAC Co-Champions

S/16 Bradley	W	23 - 21
S/22 at Youngstown State	W	16 - 2
S/30 vs. Northern Michigan#	L	15 - 21
O/07 Eastern Illinois [^]	W	21 - 0
O/14 Hillsdale	W	30 - 6
O/21 at Central State (Ohio)	W	33 - 0
O/28 at Illinois State [^]	W	19 - 14
N/04 at Western Illinois [^]	L	7 - 13
N/11 Morehead State	W	9 - 7
N/18 at Wayne State	W	34 - 0

Game played in Saginaw, Mich.

[^] Interstate Intercollegiate Athletic Conference game

1968: Roy Kramer Overall: 7-2; IAC 2-1 IAC Co-Champions

S/14 at Bradley	W	41 - 6
S/21 Youngstown State	W	24 - 20
S/28 Northern Michigan	L	24 - 28
O/05 at Eastern Illinois [^]	W	23 - 16
O/12 at Hillsdale	W	35 - 10
O/19 Central State (Ohio)	W	27 - 0
O/26 Illinois State [^]	W	19 - 16
N/02 Western Illinois [^]	L	28 - 30
N/16 Wayne State	W	35 - 6

[^] Interstate Intercollegiate Athletic Conference game

1969: Roy Kramer Overall: 7-3; IAC: 2-1

S/13 at Western Michigan	L	0 - 24
S/20 at Northern Iowa	W	28 - 10
S/27 Wis.-Milwaukee	W	41 - 6
O/04 at Illinois State [^]	W	21 - 0
O/11 Northern Michigan	W	40 - 37

O/18 at Western Illinois [^]	L	14 - 17
O/25 Eastern Illinois [^]	W	44 - 0
N/01 Akron	L	6 - 9
N/08 at Indiana State	W	25 - 24
N/15 at Wayne State	W	35 - 20

[^] Interstate Intercollegiate Athletic Conference game

1970: Roy Kramer Overall: 7-3

S/12 Western Michigan	L	0 - 41
S/19 Northern Iowa	W	27 - 9
S/26 at Wis.-Milwaukee	W	27 - 0
O/03 Illinois State	W	34 - 20
O/10 at Northern Michigan	L	14 - 34
O/17 Western Illinois	W	20 - 10
O/24 at Eastern Illinois	W	58 - 34
O/31 at Akron	L	19 - 35
N/07 Indiana State	W	17 - 7
N/14 at Hofstra	W	47 - 0

1971: Roy Kramer Overall: 5-5

S/11 at Ball State	L	6 - 9
S/18 Youngstown State	W	47 - 19
S/25 Northern Michigan	L	14 - 37
O/02 at Indiana State	W	21 - 6
O/09 at Western Illinois	L	0 - 28
O/23 Eastern Illinois	W	47 - 14
O/30 Akron	W	10 - 7
N/06 at Illinois State	L	6 - 13
N/13 Hofstra	W	24 - 13
N/20 at Southern Illinois	L	8 - 35

1972: Roy Kramer Overall: 5-5-1

S/09 at Ohio	L	21 - 26
S/16 at Ball State	L	12 - 30
S/23 at Northern Michigan	W	26 - 9
S/30 Indiana State	W	34 - 0
O/07 Western Illinois	L	19 - 20
O/14 Eastern Kentucky	W	21 - 14
O/21 at Eastern Illinois	W	63 - 0
O/28 at Akron	L	10 - 14
N/04 Illinois State	W	28 - 21
N/11 at Youngstown State	T	28 - 28
N/18 Eastern Michigan	L	3 - 28

1973: Roy Kramer Overall: 7-4

S/08 Western Michigan	L	13 - 18
S/15 Ball State	W	14 - 7
S/22 at Toledo	L	21 - 23
S/29 at Dayton	W	15 - 6
O/06 Illinois State	W	6 - 3
O/13 at Indiana State	W	21 - 7
O/20 at Western Illinois	L	18 - 24
N/03 Eastern Michigan	W	31 - 21
N/10 at Eastern Kentucky	W	21 - 7
N/17 Northern Michigan	W	30 - 7
N/24 at Kent State	L	7 - 28

1974: Roy Kramer Overall: 12-1

D2 National Champions

S/07 Kent State	L	14 - 21
S/14 at Ball State	W	24 - 17
S/21 at Northern Michigan	W	21 - 7
S/28 Dayton	W	42 - 8
O/05 at Illinois State	W	21 - 14
O/12 Indiana State	W	49 - 0
O/19 Western Illinois	W	58 - 7
N/02 at Eastern Michigan	W	28 - 13
N/09 at Western Michigan	W	42 - 6
N/16 Southern Illinois	W	42 - 0
N/30 Boise State	W	20 - 6
D/07 vs. Louisiana Tech!	W	35 - 14
D/14 vs. Delaware\$	W	54 - 14

! Wichita Falls, Texas

\$ Sacramento, Calif.

1975: Roy Kramer Overall: 8-2-1; MAC 4-1-1

S/06 Western Michigan*	W	34 - 0
S/13 Ohio*	T	6 - 6
S/20 Northern Michigan	L	16 - 17
S/27 at Toledo*	W	34 - 27
O/04 at Illinois State	W	42 - 7
O/11 Eastern Michigan	W	20 - 7
O/18 at Ball State*	L	13 - 16
O/25 at Kent State*	W	17 - 8
N/01 Marshall	W	34 - 0
N/08 at Western Illinois	W	24 - 7
N/15 Northern Illinois*	W	69 - 7

* Mid-American Conference game

1976: Roy Kramer Overall: 7-4; MAC 4-3

S/11 Kent State*	L	10 - 20
S/18 Toledo*	W	9 - 7
S/25 at Marshall	W	22 - 7
O/02 Illinois State	W	26 - 7
O/09 Ohio*	W	17 - 15
O/16 Indiana State	W	16 - 13
O/23 at Northern Michigan	L	13 - 41
O/30 at Bowling Green*	W	38 - 28
N/06 at Eastern Michigan*	L	27 - 30
N/13 at Northern Illinois*	W	31 - 9
N/20 at Western Michigan*	L	14 - 42

* Mid-American Conference game

1977: Roy Kramer Overall: 10-1; MAC 7-1

S/03 Alcorn State	W	39 - 7
S/10 Eastern Michigan*	W	9 - 3
S/17 at Illinois State	W	28 - 7
S/24 at Ohio*	W	31 - 14
O/01 at Ball State*	L	12 - 28
O/08 at Northern Illinois*	W	25 - 21
O/22 Akron	W	17 - 14

O/29 Bowling Green* W 35-28
 N/05 at Kent State* W 49-10
 N/12 at Toledo* W 44-0
 N/19 Western Michigan* W 28-23
 *Mid-American Conference game

1978: Herb Deromedi
Overall: 9-2; MAC 8-1

S/09 Kent State* W 41-0
 S/16 at Miami* W 37-18
 S/23 at Alcorn State L 16-24
 S/30 Ball State* L 0-27
 O/07 at Ohio* W 17-3
 O/14 Illinois State W 45-7
 O/21 Northern Illinois* W 34-7
 O/28 at Bowling Green* W 38-7
 N/04 Toledo* W 27-3
 N/11 at Eastern Michigan* W 41-9
 N/18 at Western Michigan* W 35-14
 *Mid-American Conference game

1979: Herb Deromedi
Overall: 10-0-1; MAC 8-0-1

MAC Champions

S/08 Western Michigan* W 10-0
 S/22 at Bowling Green* W 24-0
 S/29 Miami* W 19-18
 O/06 Ohio* W 26-0
 O/13 Northern Illinois* W 31-11
 O/20 at Ball State* W 32-30
 O/27 at Kent State* W 44-21
 N/03 at Toledo* T 7-7
 N/10 Eastern Michigan* W 37-14
 N/17 at Northwestern (La.)# W 28-0
 N/24 at San Jose State W 34-32
 *Mid-American Conference game
 # Game played at Natchitoches, La.

1980: Herb Deromedi
Overall: 9-2; MAC 7-2
MAC Champions

S/06 Ball State* W 21-17
 S/13 at Miami* W 15-14
 S/20 Illinois State W 16-0
 S/27 Kent State* W 21-6
 O/04 Toledo* W 14-10
 O/11 at Ohio* L 9-24
 O/18 at Northern Illinois* L 0-21
 O/25 Northwestern State (La.) W 17-0
 N/01 at Eastern Michigan* W 51-15
 N/08 Bowling Green* W 32-10
 N/15 at Western Michigan* W 22-10
 *Mid-American Conference game

1981: Herb Deromedi
Overall: 7-4; MAC 7-2

S/05 at Pacific L 3-10
 S/19 Northern Illinois* W 17-10
 S/26 Arkansas State L 23-26
 O/03 Eastern Michigan* W 63-14
 O/10 at Western Michigan* W 15-13

O/17 at Toledo* L 3-17
 O/24 Kent State* W 24-3
 O/31 at Ohio* W 38-21
 N/07 Miami* L 3-7
 N/14 at Ball State* W 28-7
 N/21 at Bowling Green* W 6-3
 *Mid-American Conference game

1982: Herb Deromedi
Overall: 6-4-1; MAC 5-3-1

S/04 Indiana State W 35-10
 S/18 Bowling Green* L 30-34
 S/25 at East Carolina L 6-24
 O/02 at Eastern Michigan* W 13-8
 O/09 Western Michigan* T 18-18
 O/16 Toledo* W 16-12
 O/23 at Kent State* W 31-20
 O/30 Ohio* W 42-18
 N/06 at Miami* L 0-23
 N/13 Ball State* W 24-13
 N/20 at Northern Illinois* L 13-19
 *Mid-American Conference game

1983: Herb Deromedi
Overall: 8-3; MAC 7-2

S/03 at Kentucky L 14-31
 S/17 Northern Michigan W 37-15
 S/24 at Western Michigan* W 32-14
 O/01 Kent State* W 13-7
 O/08 Eastern Michigan* W 24-3
 O/15 at Ohio* W 14-9
 O/22 Miami* L 7-12
 O/29 at Bowling Green* L 14-15
 N/05 Northern Illinois* W 30-14
 N/12 at Ball State* W 38-10
 N/19 at Toledo* W 34-6
 *Mid-American Conference game

1984: Herb Deromedi
Overall: 8-2-1; MAC 6-2-1

S/01 Northern Michigan W 45-22
 S/15 East Carolina W 17-12
 S/22 Western Michigan* W 38-19
 S/29 at Kent State* W 14-10
 O/06 at Eastern Michigan* T 16-16
 O/13 Ohio* W 35-3
 O/20 at Miami* W 10-9
 O/27 Bowling Green* W 42-21
 N/03 at Northern Illinois* L 7-8
 N/10 Ball State* W 51-7
 N/17 Toledo* L 7-14
 *Mid-American Conference game

1985: Herb Deromedi
Overall: 7-3; MAC 6-3

S/14 Pacific W 27-10
 S/28 at Ohio* W 13-7
 O/05 Kent State* W 21-17
 O/12 at Western Michigan* W 24-17
 O/19 at Bowling Green* L 18-23
 O/26 Eastern Michigan* W 17-10

N/02 Miami* L 14-19
 N/09 at Toledo* L 7-10
 N/16 at Ball State* W 23-9
 N/23 Northern Illinois* W 30-21
 *Mid-American Conference game

1986: Herb Deromedi
Overall: 5-5; MAC 4-4

S/13 Idaho W 34-21
 S/20 Bowling Green* W 20-10
 S/27 Ohio* W 56-27
 O/04 at Kent State* L 30-33
 O/11 Western Michigan* W 18-10
 O/18 at Tulsa L 6-42
 O/25 at Eastern Michigan* L 16-34
 N/01 at Miami* L 21-59
 N/08 Toledo* L 14-26
 N/15 Ball State* W 43-22
 *Mid-American Conference game

1987: Herb Deromedi
Overall: 5-5-1; MAC 3-4-1

S/05 Miami* L 6-15
 S/12 at Idaho W 30-18
 S/26 at Minnesota L 10-30
 O/03 at Kent State* L 21-24
 O/10 Eastern Michigan* W 16-6
 O/17 Tulsa W 41-18
 O/24 at Ball State* L 3-13
 O/31 Western Michigan* W 30-27
 N/07 at Ohio* W 31-17
 N/14 Toledo* T 17-17
 N/21 at Bowling Green* L 17-18
 *Mid-American Conference game

1988: Herb Deromedi
Overall: 7-4; MAC 5-3

S/03 at Kentucky L 7-18
 S/17 at Akron W 27-16
 S/24 Montana State W 48-10
 O/01 Kent State* W 31-7
 O/08 at Eastern Michigan* W 20-6
 O/15 Bowling Green* W 21-3
 O/22 Ball State* L 20-27
 O/29 at Western Michigan* L 24-42
 N/05 Ohio* W 42-10
 N/12 at Toledo* L 13-20
 N/19 at Miami* W 34-17
 *Mid-American Conference game

1989: Herb Deromedi
Overall: 5-5-1; MAC 5-2-1

S/09 at SW Louisiana L 20-22
 S/16 Akron L 26-27
 S/23 at Bowling Green* L 20-24
 S/30 at Miami* W 20-7
 O/07 Kent State* W 38-0
 O/14 at Western Michigan* W 34-6
 O/21 Youngstown State L 3-30
 O/28 Eastern Michigan* W 24-9
 N/04 at Ball State* T 13-13



N/11 Ohio* W 24-15
N/18 at Toledo* L 6-29
* Mid-American Conference game

1990: Herb Deromedi Overall: 8-3-1; MAC: 7-1

MAC Champions

S/01 at Kentucky L 17-20
S/08 Cincinnati W 34-0
S/15 at Akron T 14-14
S/22 Bowling Green* W 17-0
S/29 Miami* W 31-7
O/06 at Kent State* W 42-0
O/13 Western Michigan* W 20-13
O/20 Toledo* W 13-12
O/27 at Eastern Michigan* W 16-12
N/03 Ball State* L 3-13
N/10 at Ohio* W 52-7
D/08 vs. San Jose State\$ L 24-48
* Mid-American Conference game
\$ California Raisin Bowl - Fresno, Calif.

1991: Herb Deromedi Overall: 6-1-4; MAC: 3-1-4

A/31 at Ohio* T 17-17
S/07 SW Louisiana W 27-24
S/14 at Michigan State W 20-3
S/21 Akron W 31-29
S/28 at Toledo* T 16-16
O/05 at Bowling Green* L 10-17
O/12 Miami* T 10-10
O/19 at Kent State* W 23-7
O/26 Ball State* W 10-3
N/02 at Eastern Michigan* T 14-14
N/16 Western Michigan* W 27-17
* Mid-American Conference game

1992: Herb Deromedi Overall: 5-6; MAC: 4-5

S/05 at Kentucky L 14-21
S/12 at Michigan State W 24-20
S/19 Ohio* W 24-0
S/26 Toledo* W 28-9
O/03 Bowling Green* L 14-17
O/10 at Miami* L 13-16
O/17 Kent State* W 35-0
O/24 at Ball State* L 23-24
O/31 at Akron* L 28-31
N/07 Eastern Michigan* W 30-13
N/14 at Western Michigan* L 14-19
* Mid-American Conference game

1993: Herb Deromedi Overall: 5-6; MAC: 5-4

S/02 Akron* L 13-23
S/11 Ohio* W 38-0
S/18 at UNLV L 20-33
S/25 at Michigan State L 34-48
O/02 Ball State* L 17-20
O/09 at Western Michigan* W 23-18
O/16 Eastern Michigan* L 21-28

O/23 at Kent State* W 33-28
N/06 at Toledo* W 38-7
N/13 Bowling Green* W 17-15
N/20 at Miami* L 21-24
* Mid-American Conference game

1994: Dick Flynn Overall: 9-3; MAC: 8-1 MAC Champions

S/03 at Iowa L 21-52
S/10 UNLV W 35-23
S/17 at Eastern Michigan* W 30-29
S/24 Kent State* W 45-0
O/01 at Ball State* L 28-31
O/08 Western Michigan* W 35-28
O/15 at Akron* W 47-0
O/22 Miami* W 32-30
O/29 at Ohio* W 22-10
N/05 Toledo* W 45-27
N/12 at Bowling Green* W 36-33
D/15 at UNLV\$ L 24-52
\$ Las Vegas Bowl - Las Vegas, Nev.
* Mid-American Conference game

1995: Dick Flynn Overall: 4-7; MAC: 2-6

S/09 Weber State W 39-31
S/16 at East Carolina L 17-30
S/23 Bowling Green* W 22-16
S/30 at Akron* L 13-16
O/07 at Eastern Michigan* L 24-34
O/14 at Youngstown State W 46-25
O/21 Kent State* W 27-16
O/28 Miami* L 13-17
N/04 Toledo* L 7-19
N/11 at Ball State* L 16-24
N/18 at Western Michigan* L 31-48

1996: Dick Flynn Overall: 5-6; MAC: 4-4

A/31 at Boise State W 42-21
S/07 at Virginia L 21-55
S/14 Louisiana Tech L 37-38
S/21 Western Michigan* W 38-28
S/28 at Bowling Green* L 27-31
O/05 at Miami* L 14-46
O/12 Akron* W 42-0
O/19 Eastern Michigan* W 41-36
O/26 Ball State* L 17-24
N/02 at Kent State* W 52-51
N/09 at Toledo* L 20-23
* Mid-American Conference game

1997: Dick Flynn Overall: 2-9; MAC: 1-7

A/28 Northern Illinois* W 44-10
S/06 at Florida L 6-82
S/13 Boise State W 44-26
S/20 at Louisiana Tech L 28-56
S/27 Eastern Michigan* L 24-31
O/04 at Akron* L 14-53

O/11 Toledo* L 10-41
O/18 at Ball State* L(OT) 34-37
O/25 at Kent State* L 37-60
N/01 Marshall* L 17-45
N/08 at Western Michigan* L 24-38
* Mid-American Conference game

1998: Dick Flynn Overall: 6-5; MAC: 5-3

S/05 at Iowa L 0-38
S/12 Western Illinois W 35-14
S/26 Kent State* W 46-7
O/03 at Michigan State L 7-38
O/10 at Eastern Michigan* W(OT) 36-23
O/17 at Northern Illinois* L 6-16
O/24 Western Michigan* W 26-24
O/31 Akron* W 28-27
N/07 at Marshall* L 0-28
N/14 at Toledo* L 14-17
N/21 Ball State* W 31-21
* Mid-American Conference game

1999: Dick Flynn Overall: 4-7; MAC: 3-5

S/02 Eastern Illinois W 33-17
S/11 at Syracuse L 7-47
S/18 at Purdue L 16-58
S/25 Miami* L 16-24
O/02 at Western Michigan* L 16-38
O/09 at Buffalo* W 38-19
O/16 Northern Illinois* L 27-31
O/30 at Bowling Green* L 7-31
N/06 Toledo* L 13-32
N/13 Eastern Michigan* W 29-26
N/20 at Ball State* W 27-21
* Mid-American Conference game

2000: Mike DeBord Overall: 2-9; MAC: 2-6

S/02 at Purdue L 0-48
S/09 Akron* W 17-7
S/16 at Wyoming L 10-31
S/23 Boise State L 10-47
S/30 at Toledo* L 0-41
O/07 Kent State* L(OT) 21-24
O/21 at Ohio* L 3-52
O/28 Ball State* L 34-38
N/04 at Eastern Michigan* L 15-31
N/11 Western Michigan* W 21-17
N/17 at Northern Illinois* L 6-40
* Mid-American Conference Game

2001: Mike DeBord Overall: 3-8; MAC: 2-6

A/30 Eastern Kentucky W 42-28
S/08 at Michigan State L 21-35
S/22 Toledo* L 28-52
S/29 at Buffalo* W 16-8
O/13 Ohio* L 3-34
O/20 at Marshall* L 21-42
O/27 Northern Illinois* L 24-33



GAME-BY-GAME RESULTS

N/03	at Ball State*	L	34-38
N/10	Eastern Michigan*	W	35-30
N/17	at Western Michigan*	L	17-20
N/24	at Boise State	L	10-26

* Mid-American Conference Game

2002: Mike DeBord

Overall: 4-8; MAC: 2-6

A/29	Sam Houston State	W	34-10
S/07	Wyoming	W	32-20
S/14	at Akron*	W	24-17
S/21	at Indiana	L	29-39
S/28	at Boston College	L	0-43
O/12	Bowling Green*	L	35-45
O/19	at Northern Illinois*	L	0-49
O/26	Marshall*	L	18-23
N/02	at Eastern Michigan*	W	47-21
N/09	at Toledo*	L	17-44
N/16	Ball State*	L	21-38
N/23	Western Michigan*	L	10-35

* Mid-American Conference Game

2003: Mike DeBord

Overall: 3-9; MAC: 1-7

A/30	at Michigan	L	7-45
S/06	New Hampshire	W	40-33
S/13	Eastern Kentucky	W	42-41
S/20	at Ball State*	L	14-27
O/04	at Bowling Green*	L	3-23
O/11	Northern Illinois*	L	24-40
O/18	Toledo*	L	13-31
O/25	at Central Florida*	L	13-31
N/01	Eastern Michigan*	W	38-10
N/08	Akron*	L	28-40
N/15	at Western Michigan*	L	21-44
N/22	at Navy	L	34-63

* Mid-American Conference Game

2004: Brian Kelly

Overall: 4-7; MAC: 3-5

S/04	at Indiana	L	10-41
S/11	at Michigan State	L	7-24
S/18	SE Missouri State	W	44-27
O/02	Kent State*	W	24-21
O/09	Bowling Green*	L	14-38
O/16	at Northern Illinois*	L	10-42
O/23	at Toledo*	L	22-27
O/30	Western Michigan* W(OT)		24-21
N/06	vs. Eastern Michigan*% L(4OT)		58-61
N/13	at Buffalo*	L	6-36
N/20	Ball State*	W	41-40

* Mid-American Conference Game

% Game played at Ford Field, Detroit

2005: Brian Kelly

Overall: 6-5; MAC: 5-3

S/02	Indiana	L	13-20
S/10	at Miami*	W	38-37
S/17	at Penn State	L	3-40
S/24	Eastern Michigan* L(OT)		20-23
O/01	at Akron*	W	31-17

O/08	at Army	W	14-10
O/15	Ohio*	W	37-10
O/29	Toledo*	W	21-17
N/05	Northern Illinois*	L	28-31
N/12	at Western Michigan*	L	24-31
N/19	at Ball State*	W(OT)	31-24

* Mid-American Conference Game

2006: Brian Kelly/Jeff Quinn

Overall: 10-4; MAC: 7-1

MAC Champions

A/31	Boston College	L	24-31
S/09	at Michigan	L	17-41
S/16	Akron*	W	24-21
S/23	at Eastern Michigan*W(OT)		24-17
S/30	at Kentucky	L	36-45
O/07	at Toledo*	W	42-20
O/14	Ball State*	W	18-7
O/19	Bowling Green*	W	31-14
N/04	at Temple	W	42-26
N/10	Western Michigan*	W	31-7
N/17	at Northern Illinois*	L	10-31
N/24	at Buffalo*	W	55-28
N/30	vs. Ohio*	W	31-10
D/26	vs. Middle Tennessee^W		31-14

* Mid-American Conference Game

MAC Championship Game at Ford Field, Detroit

^ Motor City Bowl at Ford Field, Detroit

Jeff Quinn was interim head coach for Motor City Bowl

2007: Butch Jones

Overall: 8-6; MAC: 6-1

MAC Champions

S/01	at Kansas	L	7-52
S/08	Toledo*	W	52-31
S/15	at Purdue	L	22-45
S/22	North Dakota State	L	14-44
S/29	Northern Illinois*	W	35-10
O/06	at Ball State*	W	58-38
O/13	Army	W	47-23
O/20	at Clemson	L	14-70
O/27	at Kent State*	W	41-32
N/06	at Western Michigan*	W	34-31
N/16	Eastern Michigan*	L	45-48
N/23	at Akron*	W	35-32
D/01	vs. Miami#	W	35-10
D/26	vs. Purdue^	L	48-51

* Mid-American Conference Game

MAC Championship Game at Ford Field, Detroit

^ Motor City Bowl at Ford Field, Detroit

2008: Butch Jones

Overall: 8-5; MAC: 6-2

A/28	Eastern Illinois	W	31-12
S/06	at Georgia	L	17-56
S/13	at Ohio*	W	31-28
S/20	at Purdue	L	25-32
S/27	Buffalo*	W	27-25

O/11	Temple*	W	24-14
O/18	Western Michigan*	W	38-28
O/25	at Toledo*	W	24-23
N/01	at Indiana	W	37-34
N/12	at Northern Illinois* W(OT)		33-30
N/19	Ball State*	L	24-31
N/28	at Eastern Michigan*	L	52-56
D/26	vs. Florida Atlantic^	L	21-24

* Mid-American Conference Game

^ Motor City Bowl at Ford Field, Detroit

2009: Butch Jones/Steve Stripling

Overall: 12-2; MAC: 8-0

MAC Champions

S/05	at Arizona	L	6-19
S/12	at Michigan State	W	29-27
S/19	Alcorn State	W	48-0
S/26	Akron*	W	48-21
O/03	at Buffalo*	W	20-13
O/10	Eastern Michigan*	W	56-8
O/17	at Western Michigan*	W	34-23
O/24	at Bowling Green*	W	24-10
O/31	at Boston College	L	10-31
N/11	Toledo*	W	56-28
N/18	at Ball State*	W	35-3
N/27	Northern Illinois*	W	45-31
D/04	vs. Ohio*	W	20-10
J/06	vs. Troy^	W (2OT)	44-41

* Mid-American Conference Game

MAC Championship Game at Ford Field, Detroit

^ GMAC Bowl at Ladd-Peebles Stadium in Mobile, Ala.

Steve Stripling was interim head coach for GMAC Bowl

2010: Dan Enos

Overall: 3-9; MAC: 2-6

S/02	Hampton	W	33-0
S/09	at Temple*	L (OT)	10-13
S/18	at Eastern Michigan*	W	52-14
S/25	at Northwestern	L	25-30
O/02	Ball State*	L	17-31
O/09	at Virginia Tech	L	21-45
O/16	Miami*	L	20-27
O/23	at Northern Illinois*	L	7-33
O/30	Bowling Green*	L	14-17
N/05	Western Michigan*	W	26-22
N/13	at Navy	L	37-38
N/26	at Toledo*	L	31-42

* Mid-American Conference Game

2011: Dan Enos

Overall: 3-9; MAC: 2-6

S/01	South Carolina State	W	21-6
S/10	at Kentucky	L	13-27
S/17	at Western Michigan*	L	14-44
S/24	at Michigan State	L	7-45
O/01	Northern Illinois*	W	48-41
O/08	at North Carolina State	L	24-38
O/15	Eastern Michigan*	L	28-35

O/22	at Ball State*	L	27-31
O/29	at Akron*	W	23-22
N/04	at Kent State	L	21-24
N/10	Ohio*	L	28-43
N/18	Toledo*	L	17-44

* Mid-American Conference Game

2012: Dan Enos

Overall: 7-6; MAC: 4-4

A/30	SE Missouri State	W	38-27
S/08	Michigan State	L	7-41
S/22	at Iowa	W	32-31
S/29	at Northern Illinois*	L	24-55
O/06	at Toledo*	L	35-50
O/12	Navy	L	13-31
O/20	Ball State*	L	30-41
O/27	Akron*	W	35-14
N/03	Western Michigan*	L	31-42
N/10	at Eastern Michigan*	W	34-31
N/17	Miami*	W	30-16
N/23	at UMass*	W	42-21
D/26	Western Kentucky^	W	24-21

* Mid-American Conference Game

^ Little Caesars Pizza Bowl at Ford Field in Detroit, Mich.

2013: Dan Enos

Overall: 6-6; MAC: 5-3

A/31	at Michigan	L	9-59
S/07	New Hampshire	W	24-21
S/14	at UNLV	L	21-31
S/21	Toledo*	L	17-38
S/28	at NC State	L	14-48
O/05	at Miami*	W	21-9
O/12	at Ohio*	W	26-23
O/19	Northern Illinois*	L	17-38
N/06	at Ball State*	L	24-44
N/16	at Western Michigan*	W	27-22
N/23	UMass*	W	37-0
N/29	Eastern Michigan*	W	42-10

* Mid-American Conference Game

2014: Dan Enos

Overall: 7-6; MAC: 5-3

A/28	Chattanooga	W	20-16
S/06	at Purdue	W	38-17
S/13	Syracuse	L	3-40
S/20	at Kansas	L	10-24
S/27	at Toledo*	L	28-42
O/04	Ohio*	W	28-10
O/11	at Northern Illinois*	W	34-17
O/18	Ball State*	L	29-32
O/25	at Buffalo*	W	20-14
N/01	at Eastern Michigan*	W	38-7
N/15	Miami*	W	34-27
N/22	Western Michigan*	L	20-32
D/24	vs. Western Kentucky^	L	48-49

* Mid-American Conference Game

^ Popeyes Bahamas Bowl at Robinson National Stadium in Nassau, Bahamas

2015: John Bonamego

Overall: 7-6; MAC: 6-2

S/03	Oklahoma State	L	13-24
S/12	Monmouth	W	31-10
S/19	at Syracuse	L (OT)	27-30
S/26	at Michigan State	L	10-30
O/03	Northern Illinois*	W	29-19
O/10	at Western Michigan*	L	39-41
O/17	Buffalo*	W	51-14
O/24	at Ball State*	W	23-21
O/31	at Akron*	W	14-6
N/10	Toledo*	L	23-28
N/18	at Kent State*	W	27-14
N/27	Eastern Michigan*	W	35-28
D/28	vs. Minnesota^	L	14-21

* Mid-American Conference Game

^ Quick Lane Bowl at Ford Field in Detroit, Mich.

2016: John Bonamego

Overall: 6-7; MAC: 3-5

S/01	Presbyterian	W	49-3
S/10	at Oklahoma State	W	30-27
S/17	UNLV	W	44-21
S/24	at Virginia	L	35-49
O/01	Western Michigan*	L	10-49
O/08	Ball State*	W	24-21
O/15	at Northern Illinois*	W(3OT)	34-28
O/22	at Toledo*	L	17-31
O/29	Kent State*	L	24-27
N/04	at Miami*	L	17-37
N/15	Ohio*	W	27-20
N/22	at Eastern Michigan*	L	21-26
D/19	vs. Tulsa^	L	10-55

* Mid-American Conference Game

^ Miami Beach Bowl at Marlins Park in Miami, Fla.

2017: John Bonamego

Overall: 8-5; MAC: 6-2

A/31	Rhode Island	W(3OT)	30-27
S/9	at Kansas	W	45-27
S/16	at Syracuse	L	41-17
S/23	Miami*	L	31-14
S/30	Boston College	L	28-8
O/7	Ohio*	W	26-23
O/14	Toledo*	L	30-10
O/21	Ball State*	W	56-9
N/1	Western Michigan*	W	35-28
N/8	Eastern Michigan*	W	42-30
N/14	Kent State*	W	42-23
N/24	Northern Illinois*	W	31-24
D/22	Wyoming^	L	37-14

* Mid-American Conference Game

^ Famous Idaho Potato Bowl



Nov. 4, 1972 – CMU 28, Illinois State 21

After 14 months of anticipation, the Chippewas and 17,000 Homecoming fans dedicated the \$2 million Perry Shorts Stadium with a close win over the Redbirds behind Gary Bevington's three TD passes.

Nov. 30, 1974 – CMU 20, Boise State 6

Hosting one of the NCAA's Division II quarterfinal games, CMU upset Boise State in the Chippewas' first postseason game. Sophomore Dick Dunham scored the game's first two TDs during an 8 1/2-minute span in the second half to boost the Chippewas.

Dec. 14, 1974 – CMU 54, Delaware 14

Dick Dunham ran for 121 yards and four touchdowns and Mike Franckowiak completed 11-of-13 passes for 186 yards and a score as CMU routed Delaware in the Division II national championship game. Dunham scored three times in the first half, including a 68-yard run on the game's first play, as the Chippewas built a 30-8 halftime lead. Franckowiak booted two field goals and converted six point-after attempts as the Chippewas capped a 12-1 season, the most wins in a season in school history.

Sept. 6, 1975 – CMU 34, Western Michigan 0

Before the first overflow crowd in Perry Shorts Stadium history, CMU blanked arch-rival Western for the first time in 22 years to make a successful Mid-American Conference and major college debut. Four different backs scored in the opening half en route to 360 yards rushing for the day. Western failed to complete a pass in four tries.

Oct. 29, 1977 – CMU 35, Bowling Green 28

CMU's first regular-season appearance on ABC-TV's regional Game of the Week was witnessed by a Homecoming crowd of 22,761. Behind 28-14 with 12 minutes to go, the Chippewas staged a stirring comeback behind the brilliance of senior QB Ron Rummel. After running for two TDs and passing for a two-point conversion in the opening half, Rummel added a 21-yard scoring aerial to Brian Blank and the tying PAT run with 3:35 to go. Topping it off, Rummel connected with Mike Ball on a 39-yard scoring play to win it with just 23 seconds left.

Sept. 9, 1979 – CMU 41, Kent State 0

Herb Deromedi's debut as the Chippewas' head coach served as a fitting prelude to the future success he would enjoy. The 11-year CMU defensive assistant coach showed he could work both sides of the ball as Central's offense put 24 points on the board in the first quarter. Fullback Will Young ran for three touchdowns and future pro quarterback Gary Hogeboom threw a TD pass to help Deromedi to his first win.

Nov. 10, 1979 – CMU 37, Eastern Michigan 14

Coupled with Northern Illinois' upset win over Toledo, this victory clinched CMU's first MAC football title. The visiting Hurons twice took one-touchdown leads before three Chippewa touchdowns in the second quarter sealed it for CMU.

Nov. 15, 1980 – CMU 22, Western Michigan 10

An all-time MAC record crowd of 32,159 saw the Chippewas rally from a 10-0 deficit to become the first league member in five years to repeat as the MAC football champion. Senior QB Kevin Northup took CMU 80 yards in a time-consuming 12-play drive for his second scoring run of the game to clinch the verdict in the fourth quarter.

Oct. 20, 1990 – CMU 13, Toledo 10

A Kelly/Shorts Stadium Homecoming throng of 20,781 was kept in suspense until the final gun as the Chippewas took sole possession of first place in the MAC with the win. CMU's stingy defense was led by linebacker Rich Curtiss' 21 tackles, and a big-play offense directed by quarterback Jeff Bender provided the scoring. A 53-yard scoring strike to Ken Ealy gave CMU a 7-6 halftime lead, and a 38-yard aerial to Bob Kench in the third quarter erased a 12-7 Toledo lead. Defenses dominated the rest of the way, but CMU's win wasn't secure until UT kicker Rusty Hanna's 51-yard field goal attempt fell short and wide as time expired.

Nov. 10, 1990 – CMU 52, Ohio 7

The Chippewas rolled to a 38-0 halftime lead in clinching their first MAC title in 10 seasons. Tailback Darnell Rush and fullback Joe Connolly each scored two touchdowns in CMU's domination of the Bobcats. The Chippewas gained 584 yards in total offense while limiting Ohio to 125. Central finished tied with Toledo at 7-1 in the MAC, but earned the California Raisin Bowl berth by virtue of its 13-12 win over the Rockets earlier in the season.

Sept. 14, 1991 – CMU 20, No. 18 Michigan State 3

In the greatest gridiron triumph in CMU history, the Chippewas stunned the 18th-ranked Spartans, controlling all facets of the game. The Chippewas outgained MSU, 346-281, led by tailback Billy Smith's 162 yards and a fierce rush that sacked MSU quarterbacks four times. Smith's high school classmate at Detroit Henry Ford, Lamar Sally, registered three of those sacks as both players reaped MAC Player of the Week honors. CMU's defense set the tone on the first series when Doug Adler stuffed Tico Duckett on fourth-and-goal at the CMU one-yard line. Smith opened the scoring with a 15-yard TD run just before halftime, and the Chippewas made it 14-0 on a 57-yard pass from Jeff Bender to Ken Ealy in the third period. From there, the defense took over.

Sept. 12, 1992 – CMU 24, Michigan State 20

A great moment in CMU football history occurred when the Chippewas accomplished what few people thought they could do – repeat 1991's startling victory over Michigan State. But CMU did just that. Outstanding performances on both sides of the ball helped the Chippewas stun Michigan State 24-20 for CMU's second consecutive win over the Big Ten school. Safety Darrall Stinson paced the CMU defense with 14 tackles, including a jarring hit that forced a MSU fumble at the Central goal line in the second quarter. Quarterback Joe Youngblood connected with split end Bryan Tice for touchdown passes of 6 and 15 yards to give CMU a 14-7 halftime lead. Youngblood would earn Mid-American Conference Player of the Week honors for his performance which included 163 yards passing and two TDs on 17-of-22 attempts and a pass reception for 29 yards. Youngblood also led CMU on a crucial 69-yard drive in the second half which took 6:33 off the clock and ended with a seven-yard TD scamper by Brian Pruitt to put the game out of reach. Junior tailback Leo Griffin gained 90 of CMU's 141 rushing yards.

Nov. 12, 1994 – CMU 36, Bowling Green 33

For the last game of the season, the Chippewas traveled to Bowling Green to play in a winner-take-all game for the MAC championship and a trip to the Las Vegas Bowl. Two unusual plays helped CMU earn the victory. The first came in the second quarter when a pass from Erik Timpf bounced

off the intended receiver and into Brian Pruitt's hands for his second touchdown of the day. Then in the fourth quarter, one of the greatest plays in CMU history happened. Bowling Green had a 25-21 lead and momentum in the game as it forced CMU to a fourth-and-three situation. On his own call, CMU punter Craig Fischer faked the punt and ran 73 yards for a touchdown, regaining the lead for CMU. The Chippewas scored again on a Brian Pruitt 1-yard run and held off a Falcon charge at the end of the game for the victory. The victory gave Dick Flynn a conference championship in his first season as head coach.

Oct. 10, 1998 – CMU 36, Eastern Michigan 23 OT

The first overtime game in CMU history ended in dramatic fashion, as roverback Shawn Williams picked off a deflected pass on third-and-goal from the EMU 1-yard line and raced the length of the field for a touchdown that ended the Chippewas' 13-point win. The defensive stand came after the Chippewa offense had scored first in the extra session on a 1-yard plunge by Pete Shepherd. The workhorse on this night for the CMU offense was junior tailback Eric Flowers, who set a school record with 49 carries and piled up a career-best 239 yards with two touchdowns. Shepherd was 15-of-35 for 172 yards, with nine of his completions going to Reggie Allen for 133 yards. Freshman kicker Paul Savich booted three field goals in the contest, including a 27-yarder with five seconds remaining in the fourth quarter to force the game in overtime. The Chippewa defense recorded seven sacks among its 13 tackles for loss in the game.

Oct. 24, 1998 – CMU 26, Western Michigan 24

A then Kelly/Shorts Stadium record-crowd of 29,822 witnessed the second thrilling win by the Chippewas over an in-state rival this season as CMU came from behind in the second half to down the Broncos. Trailing 24-17 at halftime, the Chippewas dominated the second half, piling up 255 yards of total offense and possessing the ball for nearly 20 minutes. The defense shut down Western's potent offense, limiting it to only 106 yards and stuffing tailback Darnell Fields, limiting him to just 36 yards in the second half after he romped for 101 in the first half. Still, CMU found itself trailing by a point with 7:36 remaining in the fourth quarter. Starting at its own 34-yard line, CMU put together a 14-play, 54-yard drive that took 5:54 off the clock, culminating in Paul Savich's fourth field goal of the game, a 29-yarder that gave the Chippewas a two-point lead with 1:42 to play. Eric Flowers rushed 10 times during the drive for 46 of his 105 yards. CMU's defense then finished off their archrivals, sacking Bronco QB Tim Lester for the fourth time and forcing Western to turn the ball over on downs. The Chippewas' two comeback wins over Eastern and Western propelled them to a 6-5 record and a second-place finish in the MAC West.

Nov. 11, 2000 – CMU 21, Western Michigan 17

Simply put, this was one of the biggest upsets in the storied history of the Central/Western rivalry. CMU entered the contest with a 1-8 record and had lost seven straight games, while the Broncos, unofficially ranked 27th in the country, were 8-1 and on an eight-game winning streak that included triumphs over Iowa and Marshall. None of that mattered. The Chippewas stunned the Broncos early, scoring on the third play of the game when Derrick Vickers connected with Ira Gooch for a 77-yard scoring play to put CMU up 7-0 just 1:37 into the game. On Western's first offensive play, Scott Naz intercepted a Jeff Walsh pass to

give the Chippewas the ball back. Five plays later, Vickers threw a 15-yard scoring pass to David Hannah, and CMU led it 14-0 just 4:09 into the first quarter. However, Western scored twice before the half to cut the Chippewa lead to 14-10, and when Josh Bush returned a punt 73 yards for a TD with 10:30 to play in the fourth quarter, the Broncos had the lead for the first time, 17-14. CMU responded with their best drive of the season, a 14-play, 71-yard march that ended with Vince Webber finding the end zone from a yard out to get the lead back with 4:40 to play. From there, the defense stopped Western to get the ball back, and the offense ran out the clock to seal the Chippewa victory.

Oct. 30, 2004 – CMU 24, Western Michigan 21 OT

In the most remarkable comeback in CMU history, the Chippewas scored 14 points in the final 2:13 of regulation to force overtime, and then won the game in the first extra session on a 25-yard field goal by freshman kicker Ronnie Budd. Western held a 7-0 lead at the half and stretched the margin to 14-0 on the final play of the third quarter with a 79-yard strike from Ryan Cubit to Greg Jennings. After a 5-yard TD run by Jerry Seymour pulled CMU to within 14-7 with 8:01 left in the fourth quarter, Western went on an eight-play, 65-yard drive that culminated with a 16-yard Daniel Marks TD run that put the Broncos up 21-7 with 3:14 remaining. In the face of tremendous odds, the Chippewas stormed back. Kent Smith scampered into the end zone from 4 yards out to make the score 21-14. Two plays later, CMU forced a Bronco fumble and recovered it at the WMU 25-yard line. It took Smith and the offense only four plays to tie the game with 54 seconds left on a 9-yard toss to freshman wideout Asante White. CMU won the coin toss and stopped Western on three plays before the Broncos missed a 40-yard field goal. The Chippewas started their possession with a 12-yard run by Smith, then ran three plays to set up Budd's kick from 25 yards. It was true, and the students rushed the field to celebrate the triumph over the Broncos.

Oct. 29, 2005 – CMU 21, Toledo 17

CMU snapped a 10-game losing streak to Toledo with a thrilling 21-17 victory at Kelly/Shorts Stadium. Toledo led 14-7 at halftime, but CMU senior quarterback Kent Smith tied the score with a 1-yard touchdown run in the third quarter and put the Chippewas in front for good with an 11-yard touchdown pass to Justin Harper with 12:53 remaining in the fourth. Toledo had a first-and-goal at the CMU 7-yard line on the ensuing drive, but the Chippewa defense held Trinity Dawson to a 2-yard gain on first down, then forced three consecutive Bruce Gradkowski incompletions. Following a CMU punt, Toledo moved to the Chippewa 3-yard line before Gradkowski was sacked for a 12-yard loss on third-and-goal. The Rockets converted three third downs on the game's final drive, including a 16-yard gain on third-and-10 that set up Toledo on the CMU 4-yard line for the game's final play. Gradkowski's pass sailed just over the outstretched hands of Nick Moore. The win was CMU's fourth in a row, its longest winning streak since 1994, and moved the Chippewas into a tie for first in the MAC West Division.

Nov. 30, 2006 – CMU 31, Ohio 10

The Chippewas secured their first MAC title in 12 seasons with a 31-10 win over Ohio in the MAC Championship Game at Ford Field in Detroit. Damien Linson was named MVP after catching seven passes for a MAC Championship



Game-record 191 yards and a touchdown. Just 14 seconds after Ohio had tied the score at 7-7 early in the second quarter, Dan LeFevour hooked up with Linson for a 71-yard score. Ontario Sneed caught a 4-yard touchdown pass and scored on a championship game-record 96-yard run in the fourth quarter to put the game away.

Dec. 26, 2006 – CMU 31, Middle Tennessee 14

A Motor City Bowl record-crowd of 54,113, mostly clad in maroon and gold, witnessed CMU claim its first Division I-A bowl victory at Ford Field in Detroit. Redshirt freshman quarterback Dan LeFevour was named the game's MVP after throwing for 162 yards and a score and rushing for 69 yards and a touchdown, while Dan Bazuin was named UAW Lineman of the Game after tallying eight tackles, including two sacks. Ontario Sneed scored on a 1-yard run and 29-yard reception to cap CMU's first two drives of the game, and Doug Kress returned an interception 56 yards to stretch the CMU lead to 28-7 early in the third quarter. CMU reached the 10-win plateau for the first time since 1979 with the victory, and became the first Division I-A program to win a conference title game and bowl game in the same stadium in the same season.

Nov. 6, 2007 – CMU 34, Western Michigan 31

The Chippewas' first win in Kalamazoo since 1993 went into the history books as one of the classic affairs in the historic Central/Western rivalry. Dan LeFevour scored on a quarterback sneak with 12 seconds remaining to cap a fourth quarter that saw CMU and Western Michigan combine for 48 points. Andrew Aguila's 21-yard field goal gave CMU a 27-17 lead with 3:53 left. The Broncos, however, scored twice in a span of just 33 seconds to take a 31-27 lead with 1:34 remaining. A 39-yard completion from LeFevour to Bryan Anderson in the final minute set up the winning score. Western Michigan had time for one play following LeFevour's score, completing a pass and using several laterals to advance the ball into CMU territory before the play went out of bounds. The win clinched CMU's second straight MAC West Division title.

Dec. 1, 2007 – CMU 35, Miami 10

CMU scored 21 fourth-quarter points to secure its second straight MAC Championship Game victory. Chippewa quarterback Dan LeFevour was named Most Valuable Player after passing for 185 yards and a touchdown and rushing for 170 yards and two scores. CMU led 7-0 at halftime, and a field goal drew Miami within 7-3 midway through the third quarter. From there, LeFevour and Ontario Sneed combined to score touchdowns on each of the Chippewas' next four possessions to put the game away.

Nov. 1, 2008 – CMU 37, Indiana 34

Making just his fourth career start, senior quarterback Brian Brunner completed 35-of-53 passes for a school-record 485 yards and four touchdowns and scored the game-winning touchdown on a 1-yard run in the Chippewas' first win over a Big Ten opponent since 1992. Each of Brunner's four touchdown passes tied the score, including a 79-yard scoring toss to Antonio Brown that evened the score at 28-28 in the third quarter. Andrew Aguila converted a 48-yard field goal early in the fourth quarter to draw the Chippewas within 34-31, and a Kirkston Edwards interception on the ensuing possession set up Brunner's 1-yard keeper for the go-ahead score. The CMU defense held IU to just two first downs on its final two possessions to help seal the win.

Sept. 12, 2009 – CMU 29, Michigan State 27

Andrew Aguila's 42-yard field goal with 3 seconds remaining, in front of a national audience on ESPN2, gave the Chippewas their third victory in seven all-time meetings against Michigan State. Dan LeFevour's touchdown pass to Paris Cotton with 32 seconds remaining drew the Chippewas within a point, 27-26, but a two-point conversion pass to Antonio Brown was incomplete. Bryan Anderson recovered a perfectly executed onside-kick, and LeFevour completed three straight passes to move the Chippewas into field goal range and set up Aguila's game-winner.

Dec. 4, 2009 – CMU 20, Ohio 10

Dan LeFevour threw two touchdown passes and Andrew Aguila kicked two field goals to lead CMU to its third MAC Championship Game victory in four seasons. LeFevour became the NCAA Bowl Subdivision's all-time leader in total touchdowns and the MAC's all-time leader in touchdown passes in the win. He was named the game's MVP after throwing for 255 yards and rushing for 51 more. The CMU defense limited Ohio to 275 total yards and allowed just four third-down conversions in 13 chances.

Jan. 6, 2010 – No. 25 CMU 44, Troy 41 (2OT)

Andrew Aguila's school-record fifth field goal—a 37-yarder in the second overtime—capped a comeback that saw the Chippewas rally from a 12-point fourth-quarter deficit in the GMAC Bowl. Playing the first game in program history as a ranked team, the Chippewas trailed 31-19 when Troy's DuJuan Harris scored on a 1-yard run with 8:01 remaining in regulation. Antonio Brown returned the ensuing kickoff 95 yards for a touchdown, and Dan LeFevour threw a 4-yard touchdown pass to Bryan Anderson and two-point conversion pass to Kito Poblach with 1:17 remaining to give CMU a 34-31 lead. Troy forced overtime with a 46-yard field goal with 31 seconds left. LeFevour, who threw for a career-high 395 yards, ran 13 yards for a touchdown in the first overtime. Troy answered with a 1-yard touchdown run by Shawn Southward. In the second overtime, Vince Agnew blocked a 31-yard field goal attempt by Taylor, setting the stage for Aguila's game-winner. The victory was the school-record-tying 38th by CMU's senior class.

Nov. 5, 2010 – CMU 26, Western Michigan 22

The Chippewas rallied from a 22-13 fourth-quarter deficit to defeat Western Michigan for the fifth straight season and retain both the Victory Cannon and Michigan MAC Championship trophies. Senior Matt Torres made a leaping 26-yard catch on fourth-and-6 early in the final quarter that set up a 1-yard scoring run by Carl Volny. The Broncos missed a field goal, and CMU answered with an eight-play, 72-yard drive that culminated in a 5-yard touchdown pass from Ryan Radcliff to Kito Poblach with 6:04 remaining. Western Michigan drove inside the CMU 5-yard line in the closing minutes, but Armond Staten's third forced fumble of the day was recovered by Joe Kinville, and the CMU offense ran out the clock.

September 22, 2012 – CMU 32, Iowa 31

The Chippewas garnered the national spotlight by upsetting Iowa in Iowa City, 32-31, to secure the program's fifth-ever win over a Big Ten opponent. CMU used a furious late-game rally to stun a capacity Kinnick Stadium crowd, scoring nine points in the final 45 seconds, capped off by a go-ahead 47-yard field goal from senior kicker David Harman in the contest's waning moments. Senior quarterback Ryan Radcliff was instrumental in the win, driving the Chippewas twice for scores in the fourth quarter

and completing 26-of-35 passes (74%) for 282 yards for the game. Sophomore receiver Titus Davis caught two touchdown passes, including a clutch 13-yarder with under a minute to play to pull CMU within two points of the Hawkeyes. Harman had a career day, connecting on 4-of-4 field goal attempts and executing a perfect onside kick, which CMU recovered to set the stage for his game-winning heroics.

December 26, 2012 - CMU 24, Western Kentucky 21

Senior quarterback Ryan Radcliff threw an 11-yard touchdown strike to senior receiver Cody Wilson late in the fourth quarter to give Central Michigan the lead and the CMU defense stopped Western Kentucky on fourth down with under a minute remaining, providing the Chippewas with a 24-21 win in the 2012 Little Caesars Pizza Bowl. Radcliff finished the game 19-of-29 passing for 253 yards with three touchdowns and no interceptions to earn the game's Most Valuable Player award while Wilson had 10 catches for 101 yards and the one touchdown. Redshirt freshman receiver Andrew Flory caught two touchdown passes, both in the first quarter, to help CMU build an early lead and junior running back Zurlon Tipton recorded his seventh-straight 100-yard rushing game and eighth of the season, gaining 101 yards on 23 carries. Junior linebacker Shamari Benton led CMU with a game-high nine tackles to earn Lineman of the Game honors. The Chippewas' fourth straight win to end the 2012 season, the bowl victory was the third in program history at the Division I level.

September 6, 2014 - CMU 38, Purdue 17

The Chippewas built an early 14-0 lead behind two big plays - one from the defense, the other from the offense - then took command behind another big rushing day from Thomas Rawls in beating Purdue, 38-17, before 36,410 at Ross-Ade Stadium. Cornerback Brandon Greer returned an interception 57 yards for a touchdown to give CMU a 7-0 lead before the game was five minutes old, then quarterback Cooper Rush connected with Anthony Rice on a 65-yard TD pass play to extend CMU's lead to 14-0 with 7 minutes, 29 seconds to play in the first quarter. Rawls continued his early season surge with 155 yards and two TDs on 31 carries. Rush completed 11-of-16 pass attempts for 172 yards and two touchdowns. Central Michigan's defense surrendered 326 yards, but it forced three turnovers - cornerback Jason Wilson also had an interception - and never allowed speedy Purdue running back Raheem Mostert to get on track. The Chippewas were also credited with six pass breakups, and they recorded two sacks.

October 11, 2014 - CMU 34, Northern Illinois 17

Thomas Rawls rushed for 270 yards on 40 carries and scored two touchdowns leading Central Michigan to a 34-17 upset of Northern Illinois at Huskie Stadium. The win snapped the Huskies' 28-game home win streak, and their 24-game regular-season MAC win streak. The Chippewas found themselves in a 7-0 hole but responded immediately. Rawls capped the Chippewas' first possession - an 86-yard, 10-play drive - with a 5-yard TD run which tied it 7-7. After forcing a punt, the Chippewas took over at their own 8-yard line and promptly marched 92 yards in eight plays to take a 14-7 lead on Rawls' 13-yard TD run. The Chippewas extended their lead to 21-7 when quarterback Cooper Rush tossed a 6-yard TD pass to Jesse Kroll midway through the second quarter. Brian Eavey kicked two second-half field goals - a 25-yarder and a 23-yarder - and Rush connected with tight end Ben McCord for a 13-yard scoring play in the third quarter. Rush completed 20-of-31 pass attempts

for 269 yards. Kroll made six catches for 97 yards. CMU's defense limited the Huskies to 341 yards, including 110 on the ground. The Huskies were averaging a MAC-best 256 rushing yards per game.

September 10, 2016 - CMU 30, No. 22 Oklahoma St. 27

In one of the wildest finishes in CMU history, the Chippewas stunned Big 12 power Oklahoma State in Stillwater, 30-27. Oklahoma State lead 27-24 with four seconds remaining in the game. Rather than punt the ball on fourth down, OSU elected to have quarterback Mason Rudolph run out the clock before throwing the ball out of bounds. A controversial intentional grounding penalty gave the ball back to the Chippewas for one untimed down from the CMU 49-yard line. Senior quarterback Cooper Rush connected downfield with receiver Jesse Kroll, who then lateraled the ball in mid-air to a waiting Corey Willis, who ran the final nine yards to the end zone. After two first quarter Cowboy touchdowns put CMU in an early hole, Rush found junior tight end Tyler Conklin for a touchdown in the second quarter and again in the third quarter, which tied the game at 17. The Chippewas would take the lead for the first time, 24-20, on a 31-yard completion from Rush to runningback Devon Spalding. The Chippewa defense - which held OSU to 338 total yards - would finally break, allowing the Cowboys to take a 27-24 lead with 5:12 remaining, on their only touchdown of the second half. Rush turned in an outstanding performance, completing 31 of 43 passes for 368 yards and four touchdowns. Conklin had seven receptions for 96 yards to go with his two scores, while Kroll amassed 98 yards on seven catches of his own.

November 10, 2017 - CMU 35, Western Michigan 28

CMU entered the fourth quarter on a rainy night in Kalamazoo with its back against the wall down 28-14. From there, CMU turned on its "A" game to drive past in-state and conference rival Western Michigan. The Chippewas started the fourth quarter with Jonathan Ward running it in from 29 yards out for a touchdown. Ward again came up big for the Chippewas and had a key 35-yard rush to move the ball to the Western 9-yard line. Quarterback Shane Morris then connected with Eric Cooper for a touchdown to tie the game at 28-28. With four minutes left in the game, the CMU defense came up with a quick stop to get the ball back. The Chippewas started the drive on their own 23. On the first play, Morris threw a bomb to wide receiver Corey Willis for a 77-yard touchdown to give CMU the lead 35-28 with 2:37 left. The Chippewas ended a three-year losing streak against the Broncos. Ward finished with 213 all-purpose yards, 132 on the ground and 81 in the air, to go with his fourth-quarter TD. Willis had a career-high 148 yards receiving on five receptions.

Pioneer Bowl

CMU 35, Louisiana Tech 14

December 7, 1974

Wichita Falls, Kan.

The Chippewas traveled to Wichita Falls, Kansas, for the Pioneer Bowl — the Division II national championship semifinal with CMU handing Louisiana Tech a 35-14 defeat to advance to the national championship game.

The Chippewas advanced to the bowl game after defeating Boise State, 20-6, in regional action.

After a scoreless first quarter, the Chippewas scored quickly in the second on a Walt "Smoke" Hodges 1-yard run. The Chippewas then scored an additional four unanswered touchdowns, including two by Dick Dunham.

The CMU defense also stepped up forcing seven turnovers (six interceptions and a fumble). The Bulldogs finally got on the scoreboard with 9:45 left in the game. Louisiana Tech scored on a 5-yard TD pass and then added a TD run four minutes later.

Mike Franckowiak was named the Offensive Player of the Game while Rick Newsome earned the defensive honor.

Game Statistics

CMU	0	14	7	14	35
Louisiana Tech	0	0	0	14	14

Scoring Qtr Play

CMU	2	Hodges 1-yard run (Franckowiak PAT)
CMU	2	Franckowiak 1-yard run (Franckowiak PAT)
CMU	3	Dunham 1-yard run (Franckowiak PAT)
CMU	4	Dunham 3-yard run (Franckowiak PAT)
CMU	4	Means 5-yard pass Franckowiak (Franckowiak PAT)
LTU	4	Moody 5-yard pass from Haynes (Pope PAT)
LTU	4	Moody 15-yard run (Pope PAT)

Attendance – 12,200

	CMU	La. Tech
First Downs	18	14
Rushing Attempts	67	38
Net Rushing	277	143
Net Passing	89	165
Passes Attempted	14	31
Passes Completed	7	13
Interceptions	1	6
Total Plays	81	69
Total Net Yards	366	308
Fumbles/Lost	0/2	1/2
Penalties/Yards	5/52	1/12

Rushing

CMU – Walt "Smoke" Hodges 21-118, Dick Dunham 19-86, Mike Woroniecki 8-35, Mike Franckowiak 10-22, Greg Drypen 3-9, Gary Baginski 2-7, Mose Rison 4-0
 La. Tech – Harper 10-45, McDaniel 14-45, Moody 3-23, Robertson 4-22, White 3-13, Barber 1-4, Haynes 2-(-3)

Passing

CMU – Mike Franckowiak 7-14-1 for 89
 La. Tech – Haynes 10-23-5 for 139, Robertson 3-8-1 for 26

Receiving

CMU – Matt Means 7-89
 La. Tech – Harper 4-41, Barber 3-36, Moody 2-45, Ryckman 1-15, White 1-8, McDaniel 1-7, Foppe 1-4

Camellia Bowl

CMU 54, Delaware 14

December 14, 1974

Sacramento, Calif.

Central Michigan University scored early and often in the 1974 Division II national championship game, also known as the Camellia Bowl. The Chippewas defeated the University of Delaware, 54-14, in Sacramento.

CMU's Dick Dunham scampered up the middle for a 68-yard touchdown on the game's first play from scrimmage.

A Mike Franckowiak field goal and a Walt "Smoke" Hodges touchdown gave CMU a 16-0 lead after the first quarter. The Chippewas extended the lead to 30-8 at the half after Dunham added touchdown runs of 1 and 3 yards. Delaware scored a touchdown on a 1-yard run early in the second.

The Chippewas continued their offensive prowess in the second half as Dunham added yet another touchdown to go along with an 8-yard TD reception by Matt Means. Hodges scored his second TD for CMU in the fourth. UD had a 6-yard rushing touchdown late in the game.

CMU quarterback Mike Franckowiak was named Offensive Player of the Game after completing 11 of 13 passes for 186 yards and scoring 12 points on two field goals and six extra points. Chippewa Steve Bograkos was the Defensive Player of the Game.

Game Statistics

CMU	16	14	10	14	54
Delaware	0	8	0	6	14

Scoring	Qtr	Play
CMU	1	Dunham 68-yard run (Franckowiak PAT)
CMU	1	Franckowiak 39-yard field goal
CMU	1	Hodges 2-yard run (kick failed)
UD	2	Zwaan 1-yard run (Roberts pass from Zwaan)
CMU	2	Dunham 1-yard run (Franckowiak PAT)
CMU	2	Dunham 3-yard run (Franckowiak PAT)
CMU	3	Franckowiak 27-yard field goal
CMU	3	Dunham 4-yard run (Franckowiak PAT)
CMU	4	Means 8-yard pass Franckowiak (Franckowiak PAT)
CMU	4	Hodges 1-yard run (Kangas PAT)
UD	4	Billings 6-yard run (run failed)

Attendance – 14,137

	CMU	Delaware
First Downs	20	17
Rushing Attempts	57	47
Net Rushing	279	187
Net Passing	186	167
Passes Attempted	14	22
Passes Completed	11	12
Interceptions	0	4
Total Plays	71	69
Total Net Yards	465	354
Fumbles/Lost	1/0	4/2
Penalties/Yards	6/50	4/29

Rushing

CMU – Dick Dunham 16-121, Walt "Smoke" Hodges 27-117, Mike Franckowiak 6-24, Greg Drypen 3-10, Gary Baginski 2-8, Mose Rison 2-4, Mike Gray 1-4, Tom Screws 1-2
UD – Roberts 12-71, Zwaan 5-30, Belicic 7-27, Perry 5-20, James 6-15, Wagner 2-13, Beasley 5-10, Billings 3-9, Sabol 1-8, Maskas 1-6

Passing

CMU – Mike Franckowiak 11-13-0 for 186, Greg Drypen 0-1-0 for 0
UD – Zwaan 8-17-3 for 104, Belicic 2-3-1 for 35, Maskas 2-2-0 for 28

Receiving

CMU – Matt Means 8-146, Denny Proctor 1-23, John Fossen 1-9, Dick Dunham 1-8
UD – Kraus 2-39, Cubit 2-25, Wagner 1-24, Brown 1-22, Fugazzi 1-17, Billings 1-13, Roberts 1-12, Sowden 1-11, Beasley 1-6

California Raisin Bowl

San Jose 48, CMU 24

December 8, 1990

Fresno, Calif.

The Central Michigan University Chippewas played in their first Division I bowl game in 1990 – California Raisin Bowl X.

San Jose State defeated CMU, 48-24, in Fresno.

CMU entered the game as one of the top defenses in the nation, allowing just 8.9 points per game during the season. The Chippewa defense would be tested as it faced a powerful San Jose State offense in quarterback Ralph Martini and running back Sheldon Canley.

The only scoring in the first quarter would come on the opening drive as San Jose scored on a 5-yard run by Canley.

The Spartans added a field goal after pinning CMU deep in its own territory and forcing the Chippewas to punt from the end zone. A surprise on-side kick attempt by San Jose then failed, and the Chippewas started a drive at the CMU 45-yard line. On the first play of that drive, Jeff Bender hit Ken Ealy along the sideline for a 55-yard touchdown. Central then had a great opportunity to take the lead when San Jose fumbled the kickoff at its own 14-yard line. However, on a fourth-and-1 at the 5-yard line, tailback Billy Smith was stopped for a loss of 1 yard. San Jose would manage to put 16 more points on the board in the quarter to take a 26-7 halftime lead.

After a CMU field goal early in the third quarter, Canley added two more rushing touchdowns and one receiving to give San Jose a 48-10 lead early in the fourth. Bender and Ealy later connected for touchdown strikes of 48 and 17 yards after the outcome had already been decided. Canley was named San Jose's game MVP, and Ealy earned the honor for CMU.

Game Statistics

CMU	0	7	3	14	24
San Jose State	7	19	15	7	48

Scoring	Qtr	Play
SJSU	1	Canley 5-yard run (Bowen PAT)
SJSU	2	Bowen 37-yard field goal
CMU	2	Ealy 55-yard pass from Bender (Nicholl PAT)
SJSU	2	Canley 22-yard run
SJSU	2	Blackmon 25-yard pass from Martini (run failed)
SJSU	2	Bowen 25-yard field goal
CMU	3	Nicholl 27-yard field goal
SJSU	3	Canley 59-yard run (Martini pass to Blackmon)
SJSU	3	Canley 5-yard run (Bowen PAT)
SJSU	4	Canley 5-yard pass from Martini (Bowen PAT)
CMU	4	Ealy 48-yard pass from Bender (Nicholl PAT)
CMU	4	Ealy 17-yard pass from Bender (Nicholl PAT)

Attendance – 25,431

	CMU	SJSU
First Downs	13	28
Rushing Attempts	29	45
Net Rushing	63	200
Net Passing	220	442
Passes Attempted	25	43
Passes Completed	14	32
Interceptions	1	1
Total Plays	54	88
Total Net Yards	283	642
Fumbles/Lost	1/1	2/1
Penalties/Yards	4/30	12/118
Time of Possession	22:49	37:11

Rushing

CMU – Billy Smith 20-37, Leo Griffin 1-11, Darnell Rush 3-10, John Hood 3-7, Joe Connolly 1-3, Jeff Bender 1-(-5)
 SJSU – Shaldon Canley 23-164, Maceo Barbosa 8-16, Ralph Martini 3-16, Chip Vargas 3-13, Leon Hawthorne 3-4, Blair Zerr 1-3, Mike Jordan 1-2, Byron Jackson 1-(-7), Walter Brooks 1-(-11)

Passing

CMU – Jeff Bender 14-25-1 for 220
 SJSU – Ralph Martini 27-36-1 for 404, Mike Jordan 5-7-0 for 38

Receiving

CMU – Ken Ealy 7-161, Robert Kench 4-36, Bryan Tice 2-17, Billy Smith 1-6
 SJSU – Sheldon Canley 5-44, David Blakes 4-95, Byron Jackson 4-69, Maceo Barbosa 4-56, Bobby Blackmon 3-50, Bryce Burnett 3-40, Walter Brooks 3-14, Gary Charlton 2-46, Leon Hawthorne 2-12, Chip Vargas 1-9, Rich Sarlatte 1-7

Las Vegas Bowl

Nevada-Las Vegas 52, CMU 24

December 15, 1994

Las Vegas, Nev.

Las Vegas Bowl III marked the second time in 1994 that the Central Michigan University Chippewas and the University of Nevada-Las Vegas Rebels met. The Chippewas won the earlier contest, 35-23, in Mount Pleasant.

CMU could not capture the second meeting as the Chippewas fell to the Rebels, 52-24.

CMU entered the bowl game on a high note after defeating Bowling Green in a winner-take-all game for the MAC title. In preparing for the bowl game, however, All-American tailback Brian Pruitt suffered a bruised knee and was unable to play in the second battle with UNLV.

The Rebels jumped out to an early lead, scoring on their first two possessions. A Brad Blasy 20-yard field goal put CMU on the scoreboard with 3:44 left in the first quarter. On the last play of the quarter, Erik Timpf hit Terrance McMillan with a 53-yard touchdown pass, cutting the UNLV lead to 14-10.

The second quarter belonged to UNLV as three CMU turnovers resulted in 17 Rebels points. UNLV took a 31-10 lead into the locker room at halftime. The CMU offense struggled in the third quarter as starting quarterback Timpf was forced out of the game with an injury. The Chippewas were held scoreless while UNLV added two touchdowns.

The Rebels expanded the lead to 52-10 by scoring on the first possession of the fourth quarter. Chad Darnell then threw a 24-yard TD pass to Terrance McMillan with 8:10 left in the game. Damon Tolbert added a four-yard rushing TD with 1:33 left in the game before it ended, 52-24.

Game Statistics

CMU	10	0	0	14	24
Nevada-Las Vegas	14	17	14	7	52

Scoring	Qtr	Play
UNLV	1	Bailey 46-yard pass from Brown (Garritano PAT)
UNLV	1	Bailey 1-yard run (Garritano PAT)
CMU	1	Blasy 20-yard field goal
CMU	1	McMillan 53-yard pass from Timpf (Blasy PAT)
UNLV	2	Bailey 49-yard run (Garritano PAT)
UNLV	2	Washington 15-yard fumble return (Garritano PAT)
UNLV	2	Garritano 38-yard field goal
UNLV	3	Bailey 1-yard run (Garritano PAT)
UNLV	3	Keener 33-yard pass from Brown (Garritano PAT)
UNLV	4	Gatewood 45-yard pass from Davis (Garritano PAT)
CMU	4	McMillan 24-yard pass from Darnell (Blasy PAT)
CMU	4	Tolbert 4-yard run (Blasy PAT)

Attendance – 17,562

	CMU	UNLV
First Downs	22	26
Rushing Attempts	51	42
Net Rushing	152	301
Net Passing	224	288
Passes Attempted	25	27
Passes Completed	13	15
Interceptions	2	0
Total Plays	76	69
Total Net Yards	376	589
Fumbles/Lost	5/2	3/1
Penalties/Yards	6/50	8/89
Time of Possession	36:34	23:26

Rushing

CMU – Damon Tolbert 11-79, John King 6-51, Eric Johnson 16-47, Erik Timpf 12-6, Andy Korytkowski 1-(-7), Chad Darnell 5-(-24)
UNLV – DeJohn Branch 13-125, Henry Bailey 7-79, Jared Brown 6-32, Jonathan Perez 7-31, Omar Love 6-21, Jason Davis 3-13

Passing

CMU – Erik Timpf 7-12-2 for 122, Chad Darnell 6-13-0 for 102
UNLV – Jared Brown 11-21-0 for 195, Jason Davis 4-6-0 for 93

Receiving

CMU – Terrance McMillan 4-100, Andy Korytkowski 3-44, Jerremy Dunlap 3-40, Jerry Miller 2-32, Eric Johnson 1-8
UNLV – Randy Gatewood 6-104, Henry Bailey 5-101, Daemon Keener 1-33, Mike Bell 1-31, Tom Lewis 1-12, Randy Brewer 1-7

MAC Championship Game

CMU 31, Ohio 10

November 30, 2006

Detroit, Mich.

Central Michigan University won its first appearance in the Mid-American Conference Championship Game, topping the Ohio Bobcats, 31-10, at Ford Field in downtown Detroit, Mich.

Senior wideout Damien Linson was named the game's Most Valuable Player after making seven catches, several of the spectacular one-handed variety, for 191 yards and a touchdown to lead the Chippewa aerial attack.

His 71-yard catch-and-run for a score in the second quarter proved to be the game-winner, snapping a 7-7 tie.

CMU grabbed the early lead, taking the ball on its second possession and marching 89 yards in just seven plays to go up 7-0 on OU. Freshman QB Dan LeFevour capped the drive with a 6-yard scoring toss to Obed Cétoute in the back corner of the end zone.

Ohio tied things up at seven early in the second quarter on a 2-yard run from Calvin McRae. Linson's long score put CMU back in front and a 27-yard field goal from Rick Albreski just before halftime gave the Chippewas a 10-point lead at the break.

The only points of the third quarter came when Ohio kicker Matt Lasher kicked a 33-yard field goal to draw OU within seven, 17-10.

CMU put the game on ice in the fourth quarter, with Ontario Sneed scoring twice on a 4-yard pass from LeFevour and a MAC Championship game record 96-yard touchdown run to make the final score 31-10 in favor of CMU.

LeFevour finished the game 22-of-30 passing for 314 yards and three touchdowns. Sneed rushed for 130 yards on just nine carries with a TD. The Chippewa defense limited the best rushing attack in the MAC to just 87 yards on 39 carries and forced three turnovers.

Game Statistics

CMU	7	10	0	14	31
Ohio	0	7	3	0	10

Scoring	Qt r	Play
CMU	1	Cétoute 6-yard pass from LeFevour (Albreski PAT)
Ohio	2	McRae 2-yard run (Lasher PAT)
CMU	2	Linson 71-yard pass from LeFevour (Albreski PAT)
CMU	2	Albreski 27-yard field goal
Ohio	3	Lasher 33-yard field goal
CMU	4	Sneed 4-yard pass from LeFevour (Albreski PAT)
CMU	4	Sneed 96-yard run (Albreski PAT)

Attendance – 25,483

	CMU	Ohio
First Downs	17	16
Rushing Attempts	21	39
Net Rushing	143	87
Net Passing	314	137
Passes Attempted	30	27
Passes Completed	22	17
Interceptions	1	2
Total Plays	51	66
Total Net Yards	457	224
Fumbles/Lost	0/0	2/1
Penalties/Yards	2/20	4/35
Time of Possession	23:54	36:06

Rushing

CMU – Ontario Sneed 9-130, Marcel Archer 3-11, Dan LeFevour 7-10, TM 1-(-2), Damien Linson 1-(-6)
 OU – Calvin McRae 20-76, Brad Bower 12-10, Mitch Morsillo 2-4, Scott Mayle 1-3, Chris Garrett 1-3, Voncarie Owens 1-2, Austen Everson 1-(-5), Josh Febus 1-(-6)

Passing

CMU – Dan LeFevour 22-30-1 for 314
 OU – Brad Bower 13-19-2 for 122; Austen Everson 3-5-0 for 14, Josh Febus 1-3-0 for 1

Receiving

CMU – Damien Linson 7-191, Bryan Anderson 6-70, Obed Cétoute 6-41, Ontario Sneed 2-5, Justin Gardner 1-7
 OU – Rudy Sylvan 4-11, Chris Garret 3-39, Calvin McRae 2-30, Taylor Price 2-18, Scott Mayle 2-15, Chido Nwoko-cha 1-16, Justin Fitzgerald 1-6, Thomas Christy 1-3, Mitch Morsillo 1-(-1)

Motor City Bowl

CMU 31,

Middle Tennessee State 14

December 26, 2006

Detroit, Mich.

The Chippewas won their first Division I-A bowl game in impressive fashion, and picked up their second victory at Ford Field in less than a month with a resounding 31-14 triumph over Middle Tennessee State in the Motor City Bowl in Detroit, Mich.

A Motor City Bowl-record crowd of 54,113, most of them clad in maroon and gold, saw CMU score touchdowns on its first two offensive possessions to grab a 14-0 lead less than 10 minutes into the game.

Ontario Sneed scored on a 1-yard run and on a 29-yard pass from redshirt freshman quarterback Dan LeFevour, the first of two scoring strikes from the record-setting Chippewa signal-caller.

After MTSU narrowed the lead to 14-7 on a touchdown run by Eugene Gross, LeFevour needed just 35 seconds to put CMU back up by two scores, capping a quick scoring drive with a 9-yard TD run of his own. CMU led, 21-7, at the half.

The defense took care of putting the game away early in the third quarter. Senior defensive end Dan Bazuin, who was named the game's UAW Most Outstanding Lineman, hit MTSU quarterback Clint Marks, forcing a wobbly pass that was easily intercepted by CMU linebacker Doug Kress. Kress raced up the left sideline and went 56 yards with the return for a touchdown, bumping the lead to 28-7 and burying MTSU's hopes for a comeback.

LeFevour was the Motor City Bowl MVP, going 16-of-26 for 162 yards and a TD through the air and adding another 69 yards and a score on 15 carries on the ground.

Bazuin led the defense with a pair of sacks among his eight tackles, while Kress and Red Keith both had nine tackles for CMU.

Game Statistics

CMU	14	7	7	3	31
Middle Tennessee	0	7	0	7	14

Scoring	Qtr	Play
CMU	1	Sneed 1-yard run (Albreski PAT)
CMU	1	Sneed 29-yard pass from LeFevour (Albreski PAT)
MTSU	2	Gross 3-yard run (Smith PAT)
CMU	2	LeFevour 9-yard run (Albreski PAT)
CMU	3	Kress 56-yard interception return (Albreski PAT)
MTSU	4	McNair 6-yard run (Smith PAT)
CMU	4	Albreski 43-yard field goal

Attendance – 54,113

	CMU	MTSU
First Downs	22	19
Rushing Attempts	32	30
Net Rushing	149	61
Net Passing	162	259
Passes Attempted	26	41
Passes Completed	16	27
Interceptions	1	2
Total Plays	58	71
Total Net Yards	311	320
Fumbles/Lost	0/0	0/0
Penalties/Yards	4/55	10/103
Time of Possession	23:19	36:41

Rushing

CMU – Dan LeFevour 15-69, Ontario Sneed 11-48, Marcel Archer 4-26, Bryan Anderson 1-11, Damien Linson 1-(-5)
 MTSU – Eugene Gross 12-37, DeMarco McNair 11-23, Desmond Gee 1-13, Joe Craddock 1-2, Clint Marks 5-(-14)

Passing

CMU – Dan LeFevour 16-26-0 for 162
 MTSU – Clint Marks 25-37-2 for 251, Joe Craddock 2-4-0 for 8

Receiving

CMU – Bryan Anderson 6-51 Ontario Sneed 6-48, Justin Gardner 2-30, Obed Cétoute 1-20, Damien Linson 1-13
 MTSU – Desmond Gee 9-63, Joe Grigsby 5-86, Eugene Gross 3-24, Bobby Williams 3-21, Pierre Ingram 2-15, DeMarco McNair 2-13, Taron Henry 1-16, Clinton Corder 1-13, Michael Cannon 1-8



MAC Championship Game CMU 35, Miami 10 December 1, 2007 Detroit, Mich.

Central Michigan University became just the second program to win the MAC Championship Game in back-to-back seasons, defeating Miami 35-10 at Ford Field in Detroit.

Dan LeFevour was voted the Chippewas' Most Valuable Player after rushing for 170 yards and two touchdowns and passing for 185 yards and a score.

The game pitted the conference's top statistical offense (CMU), with MAC Offensive Player of the Year Dan LeFevour, against its top statistical defense (Miami), with MAC Defensive Player of the Year Clayton Mullins. Miami entered the game allowing just 18.6 points and 295.1 yards per game against conference opponents; the Chippewas rolled up 28 points in the second half alone and finished with 452 yards of offense.

CMU opened the scoring on its second possession when LeFevour connected with Kito Poblach for a 3-yard touchdown pass. The score remained 7-0 until midway through the third quarter.

Nate Parseghian booted a 38-yard field goal with 6:23 left in the third to put Miami on the scoreboard, but LeFevour answered with a 21-yard touchdown run just 80 seconds later.

CMU would find the end zone on each of its next three possessions as well, with Ontario Sneed scoring on runs of 1 and 7 yards and LeFevour capping the win with a 28-yard touchdown run.

The 25-point margin of victory was the largest in MAC Championship Game history. With the victory, Butch Jones became just the ninth head coach to win a MAC title in his first season.

Game Statistics

Miami	0	0	3	7	10
CMU	7	0	7	21	35

Scoring	Qtr	Play
CMU	1	Poblach 3-yard pass from LeFevour (Aguila PAT)
Miami	3	Parseghian 38-yard field goal
CMU	3	LeFevour 21-yard run (Aguila PAT)
CMU	4	Sneed 1-yard run (Aguila PAT)
Miami	4	Robinson 12-yard pass from Radabaugh (Parseghian PAT)
CMU	4	Sneed 7-yard run (Aguila PAT)
CMU	4	LeFevour 28-yard run (Aguila PAT)

Attendance – 25,013

	Miami	CMU
First Downs	19	23
Rushing Attempts	25	44
Net Rushing	52	267
Net Passing	254	185
Passes Attempted	50	34
Passes Completed	29	24
Interceptions	2	2
Total Plays	75	78
Total Net Yards	306	452
Fumbles/Lost	1/0	0/0
Penalties/Yards	3/20	6/54
Time of Possession	31:01	28:59

Rushing

CMU – Dan LeFevour 20-170, Ontario Sneed 17-67, Antonio Brown 1-23, Carl Volny 4-11, TM 2-(-4)

Miami – Dan Radabaugh 4-21, Cory Jones 10-19, Jamal Rogers 2-11, Austin Sykes 6-6, Thomas Merriweather 1-4, Eugene Harris 1-(-4), TM 1-(-5)

Passing

CMU – Dan LeFevour 24-34-2 for 185

Miami – Dan Radabaugh 29-50-2 for 254

Receiving

CMU – Antonio Brown 6-30, Bryan Anderson 5-34, Duane Brooks 4-53, Kito Poblach 4-29, Ontario Sneed 2-20, Carol Volny 2-10, J.J. Watt 1-9

Miami – Eugene Harris 6-41, Armand Robinson 4-51, Donovan Potter 4-25, Cory Jones 4-17, Jamal Rogers 3-9, Dustin Woods 2-61, Jared Elliott 2-29, Chris Givens 1-7, Tom Crabtree 1-6, Austin Sykes 1-5, Pat Shepard 1-3



Motor City Bowl

Purdue 51, CMU 48

December 26, 2007

Detroit, Mich.

Chris Summers' 40-yard field goal on the final play lifted Purdue to a 51-48 win over CMU in the highest scoring Motor City Bowl in history.

An MCB record crowd of 60,624 took in an offensive shootout that featured 1,022 yards of offense and saw the Chippewas twice tie the score after trailing by 21 points three times.

Dan LeFevour hit Bryan Anderson for a 19-yard touchdown with 1:09 remaining. Andrew Aguila's point-after evened the score at 48-48. Curtis Painter then completed four of five passes to set up the game-winning kick.

Nick Bellore, who finished with a game-high 11 tackles, intercepted a pass on the game's opening possession that led to a 27-yard Aguila field goal and a 3-0 CMU lead just over two minutes into the contest.

The Boilermakers scored on six straight possessions to close the first half. CMU, meanwhile, mustered a 47-yard field goal and a 49-yard scoring pass from LeFevour to Anderson and trailed 34-13 at halftime.

Antonio Brown scored on a 76-yard catch-and-run on the second play of the third quarter, but Painter threw a scoring pass to Jake Standeford with 12:53 remaining in the period.

LeFevour threw a 10-yard TD pass to Anderson and scored on runs of 9 and 4 yards to tie the score at 41 with 10 seconds left in the third quarter.

Purdue went back in front on Jaycen Taylor's 13-yard run with 8:19 left.

CMU took over on its own 34-yard line with 2:15 left. Facing third-and-16 from the 28, LeFevour hit Duane Brooks for 24 yards, Anderson for 13 yards, ran for 16 yards and connected with Anderson for 19 yards in succession to draw the Chippewas even on the scoreboard for the final time.

Game Statistics

Purdue	21	13	7	10	51
CMU	6	7	28	7	48

Scoring	Qtr	Play
CMU	1	Aguila 27-yard field goal
PU	1	Sheets 1-yard run (Summers PAT)
PU	1	Orton 29-yard pass from Painter (Summers PAT)
CMU	1	Aguila 47-yard field goal
PU	1	Keller 62-yard pass from Painter (Summers PAT)
PU	2	Summers 30-yard field goal
PU	2	Summers 21-yard field goal
CMU	2	Anderson 49-yard pass from LeFevour (Aguila PAT)
PU	2	Sheets 1-yard run (Summers PAT)
CMU	3	Brown 76-yard pass from LeFevour (Aguila PAT)
PU	3	Standeford 19-yard pass from Painter (Summers PAT)
CMU	3	Anderson 10-yard pass from LeFevour (Aguila PAT)
CMU	3	LeFevour 9-yard run (Aguila PAT)
CMU	3	LeFevour 4-yard run (Aguila PAT)
PU	4	Taylor 13-yard run (Summers PAT)
CMU	4	Anderson 19-yard pass from LeFevour (Aguila PAT)
PU	4	Summers 40-yard field goal

Attendance – 60,624

	PU	CMU
First Downs	28	22
Rushing Attempts	27	44
Net Rushing	41	143
Net Passing	546	292
Passes Attempted	54	35
Passes Completed	35	17
Interceptions	2	0
Total Plays	81	79
Total Net Yards	587	435
Fumbles/Lost	2/1	0/0
Penalties/Yards	6/44	3/20
Time of Possession	29:18	30:42

Rushing

CMU – Dan LeFevour 33-114, Justin Hoskins 6-15, Antonio Brown 2-14, Ontario Sneed 2-2, TM 1-(-2)

PU – Kory Sheets 12-27, Jaycen Taylor 10-23, TM 1-(-3), Curtis Painter 4-(-6)

Passing

CMU – Dan LeFevour 17-34-0 for 292; Antonio Brown 0-1-1 for 0

PU – Curtis Painter 35-54-2 for 546

Receiving

CMU – Bryan Anderson 7-129, Antonio Brown 4-94, Duane Brooks 2-50, Ontario Sneed 2-9, Kito Poblach 1-5, J.J. Watt 1-5
PU – Greg Orton 9-136, Jake Standeford 8-112, Dustin Keller 7-150, Dorian Bryant 5-65, Kory Sheets 3-46, Jaycen Taylor 2-11, Desmond Tardy 1-26



Motor City Bowl

Florida Atlantic 24, CMU 21

December 26, 2008

Detroit, Mich.

Rusty Smith threw for 306 yards and two touchdowns to lead Florida Atlantic to a 24-21 win against CMU in the Motor City Bowl.

Smith threw touchdown passes of 52 yards to Chris Bonner and 18 yards to Cortez Gent to give the Owls a 24-13 lead after the game was tied 10-10 at halftime.

The Chippewas drew within 24-21 on a 15-yard touchdown pass from Dan LeFevour to Antonio Brown and two-point conversion pass from LeFevour to Kito Poblah with 3:09 left. FAU, however, recovered the onside-kick.

Nick Bellore recovered a Smith fumble on the Owls' second possession to set up the Chippewas at their own 42-yard line, but LeFevour was intercepted on the next snap. Dilvory Edgecomb scored on a 1-yard dive six plays later to give FAU a 7-0 lead.

After the teams traded punts, CMU covered 75 yards in eight plays to tie the score. Poblah made a one-handed catch of a LeFevour throw for the score.

Brown's 29-yard punt return on the ensuing possession set up a 35-yard Andrew Aguila field goal that gave the Chippewas a 10-7 lead with 9:30 left in the half. Ross Gornall tied the score with a 36-yard field goal in the half's final minute.

The Chippewas punted to open the second half, and FAU went in front for good on the following possession. A roughing-the-passer penalty on third-and-5 extended the drive, and on the next snap Smith hit Bonner with a 52-yard scoring toss.

CMU drove inside Florida Atlantic's 20-yard line on the next possession, but had to settle for a 33-yard Aguila field goal.

Florida Atlantic was forced to punt, and Brown turned a reverse into a 72-yard touchdown on the final play of the third quarter that momentarily gave the Chippewas the lead. An offside penalty against FAU and a facemasking penalty against CMU negated the play, and CMU eventually had to punt. Smith's touchdown pass to Gent nine plays after the punt gave FAU a double-digit lead with 10:17 left.

CMU then drove to the FAU 1-yard line, but a penalty and two incompletions ended the threat. The CMU defense forced a three-and-out to set up LeFevour's touchdown pass to Brown, but it was as close as the Chippewas would get.

Game Statistics

Florida Atlantic	7	3	7	7	24
CMU	0	10	3	8	21

Scoring	Qtr	Play
FAU	1	Edgecomb 1-yard run (Gornall PAT)
CMU	2	Poblah 5-yard pass from LeFevour (Aguila PAT)
CMU	2	Aguila 35-yard field goal
FAU	2	Gornall 36-yard field goal
FAU	3	Bonner 52-yard pass from Smith (Gornall PAT)
CMU	3	Aguila 33-yard field goal
FAU	4	Gent 18-yard pass from Smith (Gornall PAT)
CMU	4	Brown 15-yard pass from LeFevour (Poblah pass from LeFevour)

Attendance – 41,399

	FAU	CMU
First Downs	27	20
Rushing Attempts	36	31
Net Rushing	112	127
Net Passing	306	253
Passes Attempted	36	40
Passes Completed	20	28
Interceptions	0	1
Total Plays	72	71
Total Net Yards	418	380
Fumbles/Lost	2/1	1/0
Penalties/Yards	2/25	5/45
Time of Possession	32:10	27:50

Rushing

CMU – Dan LeFevour 14-56, Justin Hoskins 5-30, Ontario Sneed 8-29, Antonio Brown 2-13, Bryan Schroeder 1-0, TM 1-(-1)

FAU – Charles Pierre 16-77, Dilvory Edgecomb 9-47, Willie Rose 4-14, TM 2-(-4), Rusty Smith 4-(-22)

Passing

CMU – Dan LeFevour 28-40-1 for 253

FAU – Rusty Smith 20-35-0 for 306; Cortez Gent 0-1-0 for 0

Receiving

CMU – Antonio Brown 11-92, Kito Poblah 6-60, Bryan Anderson 4-30, Joe Bockheim 3-42, Bryan Schroeder 2-18, Justin Hoskins 1-11, Ontario Sneed 1-0

FAU – Cortez Gent 7-98, Jamari Grant 5-70, Chris Bonner 3-85, Rob Housler 3-27, Willie Rose 1-29, Dilvory Edgecomb 1-(-3)



MAC Championship Game CMU 20, Ohio 10 December 4, 2009 Detroit, Mich.

Dan LeFevour completed 28 of 39 passes for 255 yards and two touchdowns to break the NCAA record for career touchdowns, leading CMU to a 20-10 victory over Ohio in the 2009 Mid-American Conference Championship game.

The Chippewas got on the board at the 5:22 mark of the first quarter on a 14-yard pass from LeFevour to Cody Wilson. Frank Zombo recovered a backward pass at the Ohio 36, but the Chippewas' offense stalled inside the 10-yard line and Andrew Aguila's field goal extended the lead.

The Bobcats responded with a trick play, with Terrence McCrae hauling in a 29-yard reverse pass from Taylor Price.

CMU added an 8-yard touchdown pass from LeFevour to Bryan Anderson in the final minute of the first half to stretch the lead to 17-7.

Aguila's second field goal, a 19-yarder, gave CMU a 20-7 lead with 9:07 remaining in the third quarter. Ohio responded with a 36-yard field goal with 5:36 left in the period.

CMU's defense took over from there, forcing a punt on Ohio's next possession. Later, a sack by Zombo on third-and-9 forced a 52-yard field goal attempt by Ohio that sailed wide left, and the defense would clinch the victory on a diving tackle by Larry Knight on Theo Scott to drop him shy of the first down on fourth-and-five with two minutes left.

Game Statistics

Ohio	7	0	3	0	10
CMU	10	7	3	0	20

Scoring	Qtr	Play
CMU	1	C. Wilson 14-yard pass from LeFevour (Aguila PAT)
CMU	1	Aguila 25-yard field goal
Ohio	1	McCrae 29-yard pass from Price (Weller PAT)
CMU	2	Anderson 8-yard pass from LeFevour (Aguila PAT)
CMU	3	Aguila 19-yard field goal
Ohio	3	Weller 36-yard field goal

Attendance – 23,714

	Ohio	CMU
First Downs	16	28
Rushing Attempts	29	41
Net Rushing	108	126
Net Passing	167	255
Passes Attempted	27	39
Passes Completed	11	28
Interceptions	0	1
Total Plays	56	80
Total Net Yards	275	381
Fumbles/Lost	1/1	0/0
Penalties/Yards	6/60	9/80
Time of Possession	23:18	36:42

Rushing

CMU – Bryan Schroeder 16-72, Dan LeFevour 17-51, Carl Volny 3-12, Antonio Brown 2-0, TM 3-(-9)

Ohio – Chris Garrett 8-42, Theo Scott 9-36, Donte Harden 4-17, Taylor Price 3-10, Vince Davidson 3-4, Tyler Tettleton 2-(-1)

Passing

CMU – Dan LeFevour 28-39-1 for 255

Ohio – Theo Scott 10-23-0 for 138, Tyler Tettleton 0-3-0 for 0, Taylor Price 1-1-0 for 29

Receiving

CMU – Antonio Brown 8-66, Bryan Anderson 7-54, Bryan Schroeder 5-53, Kito Poblach 4-44, Cody Wilson 3-27, David Blackburn 1-11

Ohio – Terrence McCrae 7-141, LaVon Brazill 1-19, Steven Goulet 1-5, Taylor Price 1-2, Chris Garrett 1-0



GMAC Bowl No. 25 CMU 44, Troy 41 (2OT) January 6, 2010 Mobile, Ala.

Senior quarterback Dan LeFevour threw for a career-high 395 yards, and a trio of clutch special teams plays lifted the No. 25 Chippewas to a 44-41 double-overtime victory over Troy.

Andrew Aguila's school-record fifth field goal – a 37-yarder in the second overtime – capped a comeback that saw the Chippewas rally from a 12-point fourth-quarter deficit.

A game that featured two of the top statistical offenses in the country turned into a defensive slugfest in the first half. Levi Brown's 9-yard scoring pass to DuJuan Harris was the only touchdown in the first 30 minutes, and Troy took a 10-9 lead into halftime.

CMU's only punt of the game opened the fourth quarter, and Troy appeared to have taken control of the game when Harris scored on a 1-yard run with 8:01 remaining. His score stretched the Troy lead to 31-19.

Brown returned the ensuing kickoff 95 yards for a touchdown to jump-start the Chippewas.

CMU regained possession at its own 15-yard line with 4:22 remaining, and LeFevour directed one of the most memorable drives of his career. He hit Brown for 27 yards on second-and-15, Brown for 8 yards on third-and-2, Cody Wilson for 7 yards on third-and-4 and Brown again for 30 yards on the next snap before connecting with Bryan Anderson on a 4-yard touchdown pass. LeFevour then tossed a two-point conversion pass to Kito Poblach to give CMU a 34-31 lead with 1:17 remaining.

Jernigan returned the kickoff 32 yards to the Troy 37-yard line, and Brown completed a pair of passes to move the Trojans to the CMU 29-yard line. Michael Taylor's 46-yard field goal with 31 seconds left forced overtime.

CMU needed just three plays to score in the first overtime. LeFevour rushed for no gain, threw to Anderson for 12 yards and scrambled for a 13-yard touchdown to put the Chippewas in front.

Brown hit Jason Bruce for 18 yards on third-and-5 from the 20-yard line on Troy's first possession. Two plays later, Shawn Southward tied the score on a 1-yard run.

Troy's offense remained on the field to begin the second overtime period. After stalling on the Chippewas' 14-yard line, Taylor lined up for a 31-yard field goal. CMU's Vince Agnew raced untouched around Troy's right end and blocked the attempt, giving the Chippewas an opportunity to win.

Three-yard runs by Brown and Bryan Schroeder moved the ball to the Troy 19-yard line, and Aguila booted the game-winning field goal from 37 yards out.

LeFevour was named the GMAC Bowl Most Valuable Player. Brown was selected offensive MVP, Agnew defensive MVP and Aguila special teams MVP.

Game Statistics

CMU	3	6	10	15	10	44
Troy	7	3	14	10	7	41

Scoring

Qtr	Play
Troy 1	Harris 9-yard pass from Brown (Taylor PAT)
CMU 1	Aguila 28-yard field goal
CMU 2	Aguila 35-yard field goal
Troy 2	Taylor 22-yard field goal
CMU 2	guila 44-yard field goal
Troy 3	Southward 1-yard run (Taylor PAT)
CMU 3	Aguila 42-yard field goal
CMU 3	Brown 7-yard run (Aguila PAT)
Troy 3	Harris 6-yard run (Taylor kick)
Troy 4	Harris 1-yard run (Taylor kick)
CMU 4	Brown 95-yard kickoff return (Aguila PAT)
CMU 4	Anderson 4-yard pass from LeFevour (Poblach pass from LeFevour)
Troy 4	Taylor 46-yard field goal
CMU OT	LeFevour 13-yard run (Aguila PAT)
Troy OT	Southward 1-yard run (Taylor PAT)
CMU OT	Aguila 37-yard field goal

Attendance – 34,486

	Troy	CMU
First Downs	27	31
Rushing Attempts	27	39
Net Rushing	109	169
Net Passing	395	403
Passes Attempted	56	57
Passes Completed	33	32
Interceptions	1	0
Total Plays	83	96
Total Net Yards	504	572
Fumbles/Lost	0/0	2/1
Penalties/Yards	4/31	8/63
Time of Possession	26:35	33:25

Rushing

CMU – Bryan Schroeder 13-73, Antonio Brown 4-22, Dan LeFevour 9-12, Carl Volny 1-2

Troy – DuJuan Harris 14-112, Jerrel Jernigan 6-39, Shawn Southward 10-28, Maurice Greer 1-2, Levi Brown 8-(-12)

Passing

CMU – Dan LeFevour 33-55-1 for 395, Antonio Brown 0-1-0 for 0

Troy – Levi Brown 31-56-0 for 386; Cornelius Williams 1-1-0 for 17

Receiving

CMU – Antonio Brown 13-178, Bryan Anderson 7-84, Cody Wilson 4-36, Kito Poblach 3-50, Bryan Schroeder 3-14, Carl Volny 1-17, Jeremy Wilson 1-12, David Blackburn 1-4

Troy – Jerrel Jernigan 9-154, Jason Bruce 4-51, DuJuan Harris 4-49, Shawn Southward 3-29, Tebrius Gill 3-28, Patrick Cherry 2-26, Cornelius Williams 2-21, Zack Marcum 2-9, Levi Brown 1-17, Josh Jarboe 1-12, Andrew Davis 1-7

Little Caesars Pizza Bowl CMU 24, Western Kentucky 21 December 26, 2012 Detroit, Mich.

Quarterback Ryan Radcliff threw a strike to senior receiver Cody Wilson midway through the fourth quarter and Central Michigan's defense got a late fourth-down stop to lead the Chippewas to a 24-21 victory over Western Kentucky to win the 2012 Little Caesars Pizza Bowl.

Radcliff was named the game's Most Valuable Player while junior linebacker Shamari Benton was named the Outstanding Lineman. Benton led CMU in tackles for the seventh time this season, recording nine.

The winning touchdown came on a second-and-goal play with 5:11 left in the game. Radcliff threaded the needle between two WKU defenders to find Wilson in the corner of the end zone. The senior signal caller finished the game 19-of-29 for 253 yards, three touchdowns and no interceptions while Wilson had 10 catches for 101 yards and the one touchdown.

After CMU scored, the Hilltoppers drove to the CMU 19-yard line where they faced a fourth-and-2 with 51 seconds remaining. Western Kentucky ran a play-action pass to tight end Jack Doyle, but he was blanketed by CMU defenders and the pass fell incomplete. CMU then ran out the clock.

CMU's winning touchdown drive began at the WKU 26-yard line after a blocked punt by junior safety Avery Cunningham. The blocked punt capped off a string of controversial plays that began with a reversal of a Zurlon Tipton touchdown. The officials first ruled that Tipton had scored on a 1-yard drive on fourth down but the replay official reversed the call. That gave the Hilltoppers the ball at the CMU half-yard line. CMU's defense tightened up, allowing just 2 yards to force a three-and-out. Cunningham blocked the punt after a low snap and the Chippewas were in business.

Central Michigan got off to a fast start after Radcliff connected on a 69-yard touchdown strike to redshirt freshman receiver Andrew Flory at 10:54 of the first quarter. Western Kentucky answered with a 6-yard quarterback run by Kawaun Jakes after he connected with Rico Brown for 70 yards on a trick play on the first offensive play of the game for the Hilltoppers.

CMU responded with another Radcliff-to-Flory touchdown with 5:46 to go in the first quarter. After three straight punts, CMU got the running game going as Tipton had 40 yards on a drive that led to a 50-yard Davis Harman field goal, making it 17-7 CMU. The field goal set the CMU bowl record and tied the Little Caesars Pizza Bowl mark.

Junior punter Richie Hogan averaged 57.3 yards per punt, including a bowl-record 82-yard boot in the first quarter. CMU limited WKU's Antonio Andrews to 40 kick return yards and 4 yards on punt returns. Andrews entered the game leading the FBS in all-purpose yards.

Game Statistics

WKU	7	7	7	0	21
CMU	14	3	0	7	24

Scoring	Qtr	Play
CMU	1	Flory 69-yard pass from Radcliff (Harman PAT)
WKU	1	Jakes 6-yard rush (Schwettman PAT)
CMU	1	Flory 29-yard pass from Radcliff (Harman PAT)
CMU	2	Harman 50-yard field goal
WKU	2	Doyle 6-yard pass from Jakes (Schwettman PAT)
WKU	3	Jones 1-yard rush (Schwettman PAT)
CMU	4	Wilson 11-yard pass from Radcliff (Harman PAT)

Attendance – 23,310

	WKU	CMU
First Downs	13	23
Rushing Attempts	32	34
Net Rushing	128	140
Net Passing	199	253
Passes Attempted	24	31
Passes Completed	14	19
Interceptions	0	0
Total Plays	56	65
Total Net Yards	327	393
Fumbles/Lost	2/0	2/0
Penalties/Yards	7-60	6-50
Time of Possession	28:10	31:50

Rushing

CMU – Zurlon Tipton 23-101, Saylor Lavallii 4-28, Connor Odykirk 1-15, Radcliff 4-2, TM 2-(-6)
WKU – Antonio Andrews 27-119, Kadeem Jones 2-6, Nick Baisch 1-2, Kawaun Jakes 2-1

Passing

CMU – Ryan Radcliff 19-29-0 for 253, TM 0-2-0
WKU – Kawaun Jakes 14-24-0 for 199

Receiving

CMU – Cody Wilson 10-101, Andrew Flory 3-105, Zurlon Tipton 2-29, Jesse Kroll 1-8, Adam Fenton 1-6, Ben McCord 1-4, Connor Odykirk 1-0
WKU – Jack Doyle 6-36, Willie McNeal 3-50, Antonio Andrews 3-21, Rico Brown 1-70, Kadeem Jones 1-22

Popeyes Bahamas Bowl

Western Kentucky 49, CMU 48

December 24, 2014

Nassau, Bahamas

Cooper Rush threw a Football Bowl Subdivision-record seven touchdowns passes, including five in the fourth quarter, as Central Michigan nearly came all the way back from a 35-point deficit before falling to Western Kentucky, 49-48, in the inaugural Popeyes Bahamas Bowl at Thomas A. Robinson Stadium.

The game wasn't decided until Rush's two-point conversion pass to Jesse Kroll fell incomplete, one play after the Chippewas drew to 49-48 on a dazzling 75-yard pass play – triggered with just 1 second remaining – during which four CMU receivers touched the ball and Titus Davis won a footrace to the pylon against several Western Kentucky defenders.

Western Kentucky dominated and scored at will behind quarterback Brandon Doughty and a bevy of talented receivers. The Hilltoppers were in front, 42-14, at halftime, and 49-14 after three quarters.

Rush started CMU's fourth quarter with a 12-yard TD pass to Davis with 11:37 to play. Just over four minutes later, the same duo delivered again, this time on a 23-yard TD pass, cutting it to 49-28.

With 3:06 left, Rush found Courtney Williams for a 10-yard TD pass, shrinking the Chippewa deficit to 49-35. Less than two minutes later, Anthony Garland scored on a short pass, making it 49-42, setting the stage for Ron Coluzzi's onside kick, which the Hilltoppers covered at the CMU 43.

With just 1:09 left, all WKU had to do was gain a first down and run out the clock. The Chippewas burned their remaining two timeouts and senior defensive tackle Leterrius stuffed Leon Allen for no gain on third-and-10, forcing a punt.

The punt went for a touchback and WKU was penalized on the play, putting the ball on the CMU 25 with 1 second remaining.

Rush dropped to pass and heaved the ball 50 yards to a leaping Kroll at the WKU 30-yard line. Kroll then lateraled to Deon Butler. A falling Butler fumbled the ball in the direction of the trailing Williams, who scooped it up, took a few frantic steps, then lateraled to Davis who did the rest.

Rush completed 28 of 45 passes for 493 yards. His attempts, completions, yardage and TD passes were all career highs, and his seven TD passes is a school record and ties a Mid-American Conference record. His 493 passing yards broke the school mark set by Brian Brunner against Indiana in 2008.

Game Statistics

CMU	7	7	0	34	48
WKU	21	21	7	0	49

Scoring	Qtr	Play
WKU	1	Dangerfield 14-yard pass from Doughty (Schwettman PAT)
CMU	1	Davis 21-yard pass from Rush (Eavey PAT)
WKU	1	German 12-yard pass from Doughty (Schwettman PAT)
WKU	1	Grant 19-yard pass from Doughty (Schwettman PAT)
WKU	2	Henry 16-yard pass from Doughty (Schwettman PAT)
CMU	2	Williams 30-yard pass from Rush (Eavey PAT)
WKU	2	McNeal 55-yard pass from Doughty (Schwettman PAT)
WKU	2	Allen 1-yard run (Schwettman PAT)
WKU	3	Wales 21-yard run (Schwettman PAT)
CMU	4	Davis 12-yard pass from Rush (Eavey PAT)
CMU	4	Davis 23-yard pass from Rush (Eavey PAT)
CMU	4	Williams 10-yard pass from Rush (Eavey PAT)
CMU	4	Garland 7-yard pass from Rush (Eavey PAT)
CMU	4	Kroll-Butler-Williams-Davis 75-yard pass from Rush (Pass failed)

Attendance – 13,667

	CMU	WKU
First Downs	28	30
Rushing Attempts	29	32
Net Rushing	114	161
Net Passing	493	486
Passes Attempted	45	42
Passes Completed	28	31
Interceptions	1	0
Total Plays	74	74
Total Net Yards	607	647
Fumbles/Lost	1/0	3/2
Penalties/Yards	8-77	9-105
Time of Possession	32:51	27:09

Rushing

CMU – Martez Walker 9-68, Cooper Rush 8-26, Devon Spalding 8-12, Saylor Lavallii 4-8

WKU – Anthony Wales 14-95 1 TD, Leon Allen 13-52 1 TD, Taywan Taylor 1-11, Brandon Doughty 2-4

Passing

CMU – Cooper Rush 28-45-1 for 493 yards, 7 TDs

WKU – Brandon Doughty 31-42-0 for 486 yards, 5 TDs

Receiving

CMU – Titus Davis 6-137 4 TDs, Jesse Kroll 4-109, Deon Butler 4-69, Courtney Williams 3-70 2 TDs, Anthony Rice 3-32, Mike Kinville 2-26, Devon Spalding 2-17

WKU – Millie McNeal 5-155 1 TD, J. Dangerfield 5-87 1 TD, Leon Allen 5-45, Joel German 4-27 1 TD, Mitchell Henry 3-47 1 TD, N. Norris 3-33, Antwane Grant 2-30 1 TD, Taywan Taylor 1-28, Tim Gorski 1-18, Anthony Wales 1-12



Quick Lane Bowl Minnesota 21, CMU 14 December 28, 2015 Detroit, Michigan

Central Michigan was held to a season-low 249 total yards Monday as the Chippewas fell to Minnesota, 21-14, in the Quick Lane Bowl before 34,217 at Ford Field.

CMU finished 7-6 in John Bonamego's first year as the Chippewas' coach, and it brought to an end an emotional season for the entire program.

Freshman Romello Ross ran for 100 yards and a touchdown on 19 carries to lead a CMU offense that, outside of two scoring drives, struggled to find its footing.

"It was pretty well-documented that they have a very good secondary," Bonamego said. "I think that was the strength of their defense. We thought we moved the ball against them pretty well. We stalled a few drives, got in some long-yardage situations, but they're a good defense and a talented defense."

CMU quarterback Cooper Rush completed 15 of 29 passes for 145 yards. All three numbers were season lows for the junior who entered the game having thrown for a CMU single-season record 3,703 yards.

His one interception was costly. With CMU trailing 21-14 and facing a third-and-7 at the Minnesota 42, Rush was pressured and falling when he let a pass go. It was intercepted by Briean Boddy-Calhoun at the Gopher 35 with just over 2 minutes to play.

That ended CMU's last legitimate chance to tie the game.

"Just trying to make a play," Rush said. "Looking back, I probably should have just ate it."

Ross gave the Chippewas a 14-13 lead when he fought his way into the end zone on a bullish 13-yard run early in the fourth quarter. That capped a four-play, 56-yard drive.

Minnesota (6-7) responded with a 13-play, 74-yard drive that ended with quarterback Mitch Leidner dashing 13 yards for a TD. Leidner found KJ Maye on the two-point conversion pass and Minnesota was back in front with 6:36 left.

Minnesota grabbed a 3-0 lead on a Ryan Santoso 22-yard field goal in the first quarter. CMU went ahead 7-3 when Rush scored on a 1-yard quarterback sneak midway through the second quarter.

Leidner tossed an 11-yard TD pass to Maye early in the second quarter to give the Gophers a 10-7 halftime lead.

Game Statistics

CMU	0	7	0	7	14
UM	3	7	3	8	21

Scoring	Qtr	Play
UM	1	Santoso 22-yard field goal
CMU	2	Rush 1-yard run (Eavey PAT)
UM	2	Maye 11-yard pass from Leidner (Santoso PAT)
UM	3	Santoso 42-yard field goal
CMU	4	Ross 13-yard run
UM	4	Leidner 13-yard run

Attendance – 34,217

	CMU	UM
First Downs	17	21
Rushing Attempts	28	39
Net Rushing	104	158
Net Passing	145	223
Passes Attempted	30	30
Passes Completed	15	24
Interceptions	1	1
Total Plays	58	69
Total Net Yards	249	381
Fumbles/Lost	0/0	0/0
Penalties/Yards	3/25	1/5
Time of Possession	24:31	35:29

Rushing

CMU – Romello Ross 19-100 1 TD, Anthony Rice 1-6, Jahray Hayes 2-1, Joe Bacci 1-0, Cooper Rush 5-(-3)
UM – Rodney Smith 15-74, Shannon Brooks 15-65, Mitch Leidner 9-19 1 TD

Passing

CMU – Cooper Rush 15-29-1 for 145 yards
UM – Mitch Leidner 24-30-1 for 223 yards, 1 TD

Receiving

CMU – Corey Willis 4-51, Romello Ross 4-28, Ben McCord 2-42, Jesse Kroll 2-10, Anthony Rice 1-11, Eric Cooper 1-3, Jahray Hayes 1-0
UM – KJ Maye 8-67 1 TD, Brandon Lingen 5-33, Shannon Brooks 4-45, Drew Wolitarsky 3-52, Eric Carter 2-10, Nate Wozniak 1-11, Rodney Smith 1-5



Miami Beach Bowl

Tulsa 55, CMU 10

December 19, 2016

Miami, Fla.

Central Michigan knew its Miami Beach Bowl opponent had an explosive offense. Tulsa's defense was pretty good, too.

The Golden Hurricane rolled up 581 total yards as it routed the Chippewas, 55-10, at Marlins Park.

The loss ended CMU's season at 6-7, its first sub-.500 season since 2011.

Tulsa (10-3) entered the game averaging 522.8 yards per game. It built a 27-3 halftime lead, then hit the gas in the second half and scored nearly at will.

"Tulsa's a great football team," second-year CMU coach John Bonamego said. "We felt like we matched up a little better than what we demonstrated today. We just didn't execute our fundamentals well in really two critical phases of the game, we weren't able to finish drives, we hurt ourselves with penalties. Defensively we could never get off the field and we had a bunch of missed tackles.

"When you perform that way against a good football team you get beat. All we can really do is take this, learn from it, and build for the future."

Central Michigan quarterback Cooper Rush, vying to become the all-time Mid-American Conference leader in passing yardage, finished with 241 yards. He needed to throw for 253 yards to supplant former Chippewa Dan LeFevour atop the list.

Rush, a senior from Lansing, finished his four-year career as the CMU starter with 12,894 yards and 90 touchdown passes.

He goes down as one of the very best to have ever played at CMU.

"He's a tremendous football player," Bonamego said. "He's got a tremendous amount of heart, he's extremely intelligent, he's dependable, you can count on him, you're going to get his best every single day. We're going to miss him."

Jahray Hayes scored CMU's lone touchdown on a 13-yard run in the fourth quarter. Brian Eavey kicked a 26-yard field goal to account for the Chippewas' other points.

Game Statistics

CMU	3	0	0	7	10
Tulsa	10	17	21	7	55

Scoring	Qtr	Play
UT	1	Atkinson 5-yard pass from Evans (Jones PAT)
UT	1	Jones 46-yard field
CMU	1	Eavey 26-yard field goal
UT	2	Jones 44-yard field goal
UT	2	Lucas 13-yard pass from Evans (Jones PAT)
UT	2	Minter 4-yard pass from Evans (Jones PAT)
UT	3	Flanders 17-yard run (Jones PAT)
UT	3	Lucas 28-yard pass from Evans (Jones PAT)
UT	3	Lucas 11-yard pass from Evans (Jones PAT)
UT	4	Brubaker 66-yard interception returns (Jones PAT)
CMU	4	Hayes 13-yard run (Eavey PAT)

Attendance – 15,262

	CMU	UT
First Downs	19	34
Rushing Attempts	22	46
Net Rushing	83	261
Net Passing	272	320
Passes Attempted	50	39
Passes Completed	30	29
Interceptions	3	0
Total Plays	72	85
Total Net Yards	355	581
Fumbles/Lost	0/0	0/0
Penalties/Yards	5/40	3/25
Time of Possession	30:52	29:08

Rushing

CMU – Mark Chapman 2-38, Devon Spalding 7-21, Jahray Hayes 4-18, 1 TD, Jonathan Ward 3-14, Cooper Rush 6-(-8).

UT – D. Brewer 17-105, J. Flanders 17-100, 1 TD, R. Taylor 7-30, D Evans 3-22, K. Lucas 1-(-5)

Passing

CMU – Cooper Rush 24-49-3 for 241 yards, Jonathan Ward 1-1-0 for 31 yards.

UT – D. Evans 28-38-0 for 304 yards, 5 TDs, R. Rubley 1-1-0 for 16 yards.

Receiving

CMU – Devon Spalding 5-26, Austin Stewart 4-55, Jonathan Ward 4-48, Mark Chapman 4-29, Corey Willis 3-63, Tyler Conklin 2-21, Jahray Hayes 2-17, Anthony Rice 1-13.

UT – Atkinson 12-131 1 TD, Lucas 7-72 3TD, Johnson 3-37, Hobbs, 3-28, Minter 2-17 1 TD, Carter 1-19, Riederer 1-16

Famous Idaho Potato Bowl Wyoming 37, CMU 14 December 22, 2017 Boise, Idaho

Central Michigan made a living forcing turnovers this season. On Friday, the Chippewas found out what it is like to be on the other side, and the consequences were devastating.

CMU gave the ball away a season-high eight times in falling to Wyoming, 37-14, before 16,512 in the Famous Idaho Potato Bowl at Albertsons Stadium. The Chippewas finished 8-5 and saw their win streak end at five games.

The eight wins is CMU's highest total since 2009, but that didn't ease the sting of a fourth consecutive bowl loss.

Wyoming intercepted CMU quarterback Shane Morris three times, sacked him five times, and the Chippewa fumbled the ball away five times. Twenty-three of Wyoming's points – two TDs and three field goals – came after CMU turnovers.

Cowboy quarterback Josh Allen, projected to be a top-five pick in the NFL Draft in April, was as efficient as he needed to be, completing 11 of 19 passes for 154 yards. He threw three touchdown passes, all in the first quarter, to stake the Cowboys to a 21-7 lead.

CMU's defense surrendered just three field goals over the final three quarters, but the Chippewas offense could not produce consistently against a Wyoming defense that came into the game ranked 21st in the country.

"They have a great defense," CMU senior tight end Tyler Conklin said. "They did a good job. We didn't make the plays we should have made."

Yohanna Ghaifan sacked CMU quarterback Shane Morris, forcing a fumble, and Carl Granderson scooped up the ball and raced 58 yards for a TD early in the fourth quarter to make it 37-14 and snuff out CMU's last hope.

Jonathan Ward finished with a combined 138 yards in rushing and receiving and scored two touchdowns to lead CMU. He took a short pass from quarterback Shane Morris and turned it into a 74-yard TD that kept the Chippewas in the game in the first quarter. He later scored on a 3-yard run.

The Chippewas' final yardage total, 364, looked respectable, but the five sacks, the six turnovers and 61 yards in penalties were more than enough to keep the Chippewas from mounting a serious threat.

Game Statistics

CMU	7	0	7	0	14
Wyoming	21	6	3	7	37

Scoring Qtr	Play
UW 1	Scott 23-yard pass from Allen (Rothe PAT)
UW 1	Conway 11-yard pass from Allen (Rothe PAT)
CMU 1	Ward 74-yard pass from Morris (Armstrong PAT)
UW 2	Johnson 45-yard pass from Allen (Rothe PAT)
UW 2	Rothe 27-yard field goal
UW 2	Rothe 28-yard field goal
UW 3	Rothe 20-yard field goal
CMU 3	Ward 3-yard run (Armstrong PAT)
UW 4	Granderson 58-yard fumble recovery (Rothe PAT)

Attendance – 16,512

	CMU	UW
First Downs	18	15
Rushing Attempts	27	42
Net Rushing	18	121
Net Passing	346	154
Passes Attempted	43	19
Passes Completed	26	11
Interceptions	4	0
Total Plays	70	61
Total Net Yards	364	275
Fumbles/Lost	6/4	0/0
Penalties/Yards	7/61	5/49
Time of Possession	29:14	30:46

Rushing

CMU – Jonathan Ward 12-29 1 TD, Tony Poljan 4-15, Romello Ross 3-6, Kumehnnu Gwilly 1-2, Shane Morris 7 (-34).

UW – K. Overstreet 21-85, Trey Woods 9-19, C.J. Johnson 1-16, D. Van Maanen 2-5, Josh Allen 8-(-3)

Passing

CMU – Shane Morris 23-9 for 329 yards 1 TD, Tony Poljan 3-4 for 17 yards.

UW – Josh Allen 11-19 for 154 yards 3 TDs.

Receiving

CMU – Jonathan Ward 7-109 1 TD, Tyler Conklin 7-98, Mark Chapman 5-70, Eric Cooper 4-25, Corey Willis 3-44.

UW – C.J. Johnson 3-63 1 TD, Austin Conway 3-29 1 TD, James Price 2-12, Jared Scott 1-23 1 TD, Tyree Mayfield 1-18, Austin Fort 1-9.

A

Abbott, Vernon 1917-18
 Abdo, Ed 1950
 Acitelli, James 1965-67
 Ackley, Thomas 1967-68
 Adam, Joe 1996-99
 Adams, Curtis 1981-84
 Adams, Dale 1930
 Adams, Dimitri 1992
 Adams, Larry 1968-69
 Adams, Nick 2014
 Addae, Jahleel 2009-12
 Adler, Doug 1988-91
 Agnew, Vince 2007-10
 Aguila, Andrew 2007-09
 Ahmeti, Ramadan 2012-15
 Aho, Ernie 1936-38
 Ajoku, Ike 2000
 Alban, Richard 1944
 Albrant, Lyle 1959-60
 Albreski, Rick 2005-06
 Alderton, George 1918
 Alexander, Chad 1995-97
 Alexander, James .. 1997, 1999-00
 Alferink, Scott 1985-88
 Alldread, Floyd 1918, 1920-21
 Allen, Bill 1976-78
 Allen, Craig 1985-88
 Allen, Reggie 1995-98
 Allen, Ross 1939-41
 Allen, Travis 1995-96
 Almy, Avery 1916
 Alpers, Shawn 1993-96
 Alward, George 1959-62
 Amble, Richard 1959
 Ambrose, Charles .. 1976, 1978-79
 Andary, Jacob 1922
 Anderson, Bryan 2006-09
 Anderson, Charles 1948
 Anderson, Dan 1931
 Anderson, Myron 1957
 Anderson, Stanley 1924
 Andrews, John 1946
 Andrews, Morris 1956
 Angeli, Jeff 1995-96
 Ankney, Pat 1944
 Annese, Steve 1977-79
 Annese, Tony 2013-16
 Annis, Tom 1963
 Antico, Bill 1957
 Antonides, Tim 1988-90
 Apsey, Trevor 2015-17
 Archer, Antrione 2007-08
 Archer, Marcel 2006-07
 Armour, Thomas 1965-67
 Armstead, Stefon 2013-15
 Armstrong, Michael 2017

Arnold, Jon 1925
 Arnoldink, Grant 2004
 Arras, Andrew 1948-49
 Arscott, Ed 1935
 Arsenaault, Pat 1957, 1959-60
 Asken, Greg 1982-83
 Aslin, Gary 1962
 Asp, Glen 1971
 Austin, Joe 2016-17
 Austin, Phil 1945
 Avery, Harry 1934-35
 Ayling, Thad 1903
 Azzanni, Zach 1998

B

Babladelis, Paul 1971
 Bacci, Joe 2013-16
 Bach, Don 1962
 Baginski, Gary 1972-74
 Baillargeon, Gary 1950
 Baker 1905
 Baker-Williams, Deshawn 2016
 Baldwin, Dean 1999
 Ball, Mike 1976-79
 Ball, Raeshon 2004-05
 Ballagh, Clare 1936-38
 Balom, Talic 1998
 Banaszak, William 1952
 Banfield, Ralph 1938-40
 Banks, Bobby 2016
 Banks, Tim 1991-94
 Barberi, Carlo 1936-38
 Barensen, Doug 1970
 Bargetz, Bill 1944
 Barry, Kevin 1997, 1999-00
 Barth, Carl 1994-95
 Barker, Charles 1965-66
 Barker, Richard 1990-93
 Barlow, Bob 1946
 Barnard, Richard 1950
 Barron, Ken 1951-53
 Barrows, Jack 1965-66
 Bartell, Ron 2001-02
 Bartnick, Lucien 1939-42
 Bartnick, Marty 1969-71
 Basirico, David 1986-89
 Baskins, Richard 1981-84
 Baucus, Jack 1958
 Bazuin, Dan 2003-06
 Beach, Don 1951-52
 Beach III, Walt 1956-59
 Beamish, Nick 2012-15
 Beardsley, Scott 1972
 Bearss, Roger 1984-86
 Becker, Hiram 1938-40
 Becker, Marshall 1907
 Beddow, Fred 1919-20, 1922

Beddow, John 1920-23
 Bedtelyon, Edwin 1897
 Beemer, Don 1957-60
 Bell, Allen 1960
 Bell, Doug 1969-71
 Bellile, Gary 1962
 Bellore, Nick 2007-10
 Belt, Scott 1972-74
 Bender, Jeff 1988-91
 Benedict, Jack 1965-66
 Benke, Adam 2006
 Bennett, Kent 1950
 Bennett, Lyle 1925-26
 Bennett, Mark 1972-74
 Bennis, Dale 1980-83
 Bennyhoff, Brian 2008-11
 Bensley, Loren 1955
 Bentley, Jake 2009-10
 Bentley, Ray 1980-82
 Benton, Shamari 2010-13
 Beracy, David 1963
 Berentsen, Ken 1949-50
 Berg, Cecil 1956
 Berg, Don 1943
 Bernardi, Alden 1956-59
 Berning, Matt 2007-10
 Bevier, Mike 1981, 1983-84
 Bevington, Gary 1971-73
 Bickel, Ken 1961-64
 Bidne, David 1936-38
 Bielecki, Paul 1990-91
 Bieniek, Gerald 1961
 Billops, Brian 1981-82
 Binkowski, Henry 1974-75
 Birnbaum, Mark 1979-82
 Bishop, Al 1964-65
 Bison, Jon 1982
 Black, Paul 1972-73
 Black, Steve 1996-97
 Blackburn, David 2008-11
 Blackstock, John 1961-63
 Blackstock, John 1993-96
 Blair, Bob 1972-74
 Blair, Jesse 2002
 Blank, Brian 1977-79
 Blasy, Brad 1994-95
 Blood, Wallace 1929-30
 Blumenstein, Harlow 1926-28
 Bocanegra, James 1999
 Bockheim, Joe 2006-08
 Bodary, Percy 1920
 Bograkovs, Steve 1972-74
 Boitos, Guy 1985
 Bojovic, Novo 1979-82
 Bolden, Dannie 2008-09
 Bollinger, Clyde 1910
 Bonamego, John 1985-86

Bonnell, Jimmy 1974
 Bone, Jim 1975
 Bonk, Pat 1981-82
 Bontekoe, Doug 1996-98
 Borchard, Don 1941-42
 Boss, Chris 2006
 Boulee, Al 1950
 Bovan, Gilbert 1951
 Bovee, Earl 1903
 Bowles, Ray 1980-83
 Bowman, Jim 1982-84
 Boyd, Pat 1962-65
 Boyden, Wilbur 1932-34
 Brackett, Pat 1981-84
 Bradish, Ford 1909-10
 Bradley, Taylor .. 2007-08, 2011-12
 Brady, John 1974-76
 Bramer, Rob 1983
 Brandon, Maurice 1987-88
 Brandt, Brian 2000-03
 Brandt, Corwin 1926-28
 Braun, Walt 1955
 Brayton, Matt 1998-01
 Brazzel, Tim 2006-09
 Brazzil, Lloyd 1945
 Brice, Lee 1902
 Bridgewater, Mike 1993
 Brieger, Paul 1999-02
 Brietzke, Bob 1965
 Brietzke, Gerhard 1942
 Briggs, Darold 1953-56
 Briones, Alex..... 2015-17
 Brisson-Fast, Nate..... 2015-17
 Broadbent, Harry 1932
 Brooer, Joe 1946
 Brooks, Duane 2006-07
 Brooks, James 1976
 Brooks, Rashon 2004
 Brookshire, William 2001-04
 Brotzman, Jack 1927-28
 Brouttie, Charles 1981-82
 Brown, Antonio 2007-09
 Brown, Ben 2011
 Brown, Clifford . 1896-97, 1902-03
 Brown, Doug A 1977-79
 Brown, Doug K 1978
 Brown, Fred 1932-33
 Brown, Ike 2003-05, 2007
 Brown, Jacob 2001-03, 2005
 Brown, Lyle 1942
 Brown, Roland 1921-23
 Brown, Scott 1996
 Brown, Tony 1983-85
 Brown, William 1979
 Brownie, Bruce 1979-81
 Brownie, Evan 2005-06
 Brubaker, Judd 1905

Bruce, Brandon 1991-94
 Bruda, George 1944
 Brunner, Brian 2006-08
 Brunner, Michael 1983-85
 Bruns, Michael 1983-86
 Brzezinski, Mike 1969-71
 Buchan, Bayard 1922-25
 Buchan, Grover 1911-12, 1919-20
 Buchan, James 1911
 Buckel, Harold 1918
 Buczkowski, Hunter 2017
 Budd, Ronald 2004
 Buke, Walt 1931-32
 Bullock, Dan 1978-79
 Bunce, Rich 1960-61
 Bunn, Raymond 1905
 Bunting, Sean..... 2016-17
 Burde, Ralph 1968-70
 Burdon, Tim 1954-56
 Burnham, Deane 1921
 Burnham, De?Onte 2004-05
 Burnham, Jacob 1922-23
 Burnham, Sharon 1932-33
 Burnor, Jim 1981-82
 Burns, Hoyt 1945
 Burns, Matt 1985-86
 Burras, Darrell 1935-37
 Burroughs, Lennex 1967-69
 Bush, Charlie 1994-97
 Bush, Mike 1969-71
 Butler, Deon..... 2011-14

C

Cabarris, Ray 1979-80
 Cady, Walter 1918
 Calkins, Bruce 1920-21
 Cameron, Bruce 1965-67
 Cameron, Ernest T. 1896
 Cameron, John 1921
 Cameron, Lionel 1916
 Cameron, P.D. 1905
 Campbell, Francis 1911-12
 Caper, James 1977-79
 Carey, Terry 1942, 1946
 Carlson 1917
 Carlson, Bob 1938-39
 Carlson, Bruce 1970-72
 Carlson, Ed 1929, 1931
 Carlson, Steve 1984-85
 Carma, Brodie 1945
 Carmean, Aaron 1919
 Carpenter, Bryan 1993-95
 Carpenter, Larry 1956
 Carr, John 2008-11
 Carr, Peter 1956
 Carr, Shakir..... 2015-17
 Carruthers, Jack 1986-89

Carruthers, Marcelle 1984-87
 Carson, Jonathan 2015, 2017
 Carter, Derek 2010
 Carter, Finley 1998-01
 Carter, Ken 1991-93
 Carter, Landon 2008-09, 2011
 Case, Brent 1986
 Case, Robert 1955-56
 Cashen, Tim 1973-75
 Castle, Ben 1983-86
 Castle, Chris 1992-93
 Catt, Rob 1935
 Cawthorne, Dan 1982-83
 Cederna, James 1970-72
 Cétoute, Obed 2004-06
 Chamberlain, Percy 1916
 Chapman, Jarret..... 2011-14
 Chapman, Mark..... 2014-17
 Chapman, Winslow 2013-16
 Chatterton, Pat 1986-87
 Cheesbro, Kurt 1978-80
 Cheney, Ray 1911-12
 Cherocci, Justin 2011-14
 Childress, Brandon 2016
 Christiansen, Todd 1984
 Church, Ed 1957
 Churches, Joe 1985-87
 Cipa, Mike 1996-98
 Ciraulo, Jack 1983
 Clark, Abjuahn 1996-97
 Clark, Arthur 1941, 1946
 Clark, Carlos..... 2016-17
 Clark, Dave 1951-52
 Clark, Milton 1925-26
 Clark, Ralph 1934
 Clark, Ron 1966
 Clark, Russell 1949-51
 Clarke, Jovan 2001-02
 Clary, Jack 1951-53
 Clauss, Ed 1946-48
 Clayborn, George 1960-62
 Clemens, Curtis 1975-76
 Clevenger, Bob 1943
 Clevinger, Thomas 1965-67
 Clifford, Pat 1980
 Cline, Jack 1923-24, 1926-27
 Closs, Don 1952
 Clyne, Adam 2000
 Coatsworth, Bill 1970-72
 Coffey, Matt 1981-84
 Colar, Brian 1999-00
 Colbry, Randall 1969
 Cole, Cameron 2017
 Coleman, Amari..... 2014-17
 Colen, Omari 2001-04
 Collins, Connor 2013
 Collins, Kevin 1976-78



Colton, Russell 1967-68, 1970
 Coluzzi, Ron 2013-15
 Condeni, Dave 2003-05
 Congdon, Fred 1945
 Conklin, Trevor 2017
 Conklin, Tyler 2015-17
 Conlin, Robert 1983-84
 Connell, Walt Kirk 1916
 Connolly, Joe 1987-90
 Converse, Peter 1999
 Cook, Jadon 2014-15
 Cook, Michael 1982-85
 Cooper, Eric 2015, 2017
 Cooper, Marc 1998
 Cooper, James 1988-91
 Coquillard, Michael 1965-67
 Corbett, Justin 2017
 Corner, Leslie 1933-34
 Cosby, Ray 1960
 Cosgrove, Tim 1980-82
 Cosens, Walter 1949
 Cote, Don 1947
 Cote, Ed 1935, 1938
 Cotton, Curtis 1990-92
 Cotton, Paris 2008-11
 Coutant, Wallace 1909
 Cox, Josh 2014-17
 Coxe, Leon 1921-22
 Cramer, Steve 1996
 Cramer, Stewart 1993
 Crandell, Charles 1910
 Crane, Israel 1922-23
 Crawford, Arthur 1917
 Crawford, George 1909
 Crawford, Issac 1907-10
 Crawell, Bob 1976-77
 Creguer, Tom 1993-94
 Crenshaw, Desmond 2004
 Crocker, Keith 1945
 Croskey, Kyle 1999-02
 Crouch, Zach 2016-17
 Crowley, Tim 1997
 Cully, John 1966-67
 Cully, Ray 1968
 Culver, James 1971-72
 Cunningham, Avery 2010-13
 Cunningham, Ron 1952
 Curtis, Kyle 2008
 Curtiss, Chris 1986
 Curtiss, Kyle 1983-86
 Curtiss, Rich 1987-90
 Cutts, Curtis 2004-07
 Cvengros, Mike 1976-77
 Czuhai, Dan 1947-49

D
 D'Arcy, Kevin 2016

Dafoe, Fred 1905
 Dailey, Jesse 2002-03, 2005
 Dalton, Tyrone 2000
 Danna, Joe 1995-98
 Danna, Mike 2016-17
 Daniels, Jack 1956
 Daniels, Richard 1959
 Danison, Randy 1991-94
 Darby, Dean 1981-83
 Darden, Al 1971
 Darden, Clyde 1974-76
 Dargusch, Jim 1985
 Darnell, Chad 1994-96
 Davidson, Dean 1911-12
 Davidson, Frank 1912
 Davidson, Jay 2000-02
 Davidson, Richard 1930-32
 Davis, Cameron 2015
 Davis, Charles 1959-62
 Davis, Darferrel 2012-13
 Davis, Howard 1916
 Davis, Jerrod 2017
 Davis, Lawrence 1959
 Davis, Richard 1970-72
 Davis, Titus 2011-14
 Dawson, Michael 1972-73
 Dawson, Steve 1969
 Dean, David 1982-84
 Dean, Jabari 2012, 2014-16
 DeBoer, John 1982-85
 Decess, Edgar 1950-52
 Decker, Gerald 1945
 Decker, Mike 2006-07
 Decou, Sid 1948-50
 Decourcy, Norman 1969-71
 Deer, Shawn 1993-94, 1996
 Degolia, Charles 1948-49
 Deines, Geoffrey 1993
 Deines, Harold 1965-67
 Delekta, David 1986-89
 Delling, Bill 1952
 Delude, Rick 1978
 DeMarco, Bob 1981-84
 Demarest, Ben 1907
 Denison, Roland 1938-40
 Dennis, Mark 1986-89
 Derrer, Dan 1992-93
 Dersnaugh, Eugene 1907
 Dersnaugh, Howard 1936
 Derus, Gerald 1945
 Devlin, Mike 1986
 Devoe, Maurice 1959-62
 Dezelsky, Thomas 1953
 Dickerson, Orlo 1910-11
 Dickey, Malcolm 1924
 Dickie, Howard 1924-25
 Diebel, Walt 1944, 1947

Diekman, Will 1936-38
 Diet, Henry 1963-64
 Dietrich, Loren 1950-52
 Dill, D'Andre 2016-17
 Dillon, Mike 1985-87
 Dissete, Joseph 1970-72
 Djordjevic, Zoran 1990, 1993
 Doan, Austin 2015-17
 Doane, Troy 2005-06
 Dobberstein, Thomas 1965-67
 Dobronski, Kurt 1978-81
 Doherty, William 1903
 Doman, Victor 2005-07
 Dombroski, Ray 1949-51
 Donaldson, Drew 2003
 Dondero, Ray 1911
 Dosen, Bill 1951-52
 Doud, Ray 1934-35
 Downing, Lee 1969
 Dowsett, James 1957
 Drath, Al 1950-52
 Droscha, Casey 2005-08
 Droski, Art 1989-92
 Duch, Ray 1948-49
 Duda, George 1939-41
 Dudley, Wayne 1998-00
 Dumont, Eric 1999-01
 Duncan, Lionel 1919
 Dundas, Rob 1942
 Dunham, Dick 1974
 Dunham, Ron 1950-52
 Dunlap, Jeremy 1991-94
 Duprey, John 1990-91
 Durfee, Harvey 1917
 Duve, Clarence 1949
 Duvendeck, Jeff 2000

E
 Eaddy, Leron 2011-12
 Eadews, John 1966-67
 Ealy, Ken 1988-91
 Eavey, Brian 2014-16
 Eckman, James 1957-58
 Eckman, Jerry 1958-59
 Eckman, Ken 1952
 Edwards, Berkley 2017
 Edwards, Derek 2015-17
 Edwards, Kirkston 2006-09
 Edwards, Richard 1970-72
 Edwards, Thomas 1921-22
 Eggleston, Louis 1925-26
 Egloff, Larry 1919
 Egloff, Ray 1920-21
 Egnatuk, Kevin 1981-83, 1985
 Eipper, Steve 2017
 Ekdahl, Ronnie 2005-07
 Ekkens, Jake 2007-10

Ekkens, Mark 1978-80
 Eldred, Michael 1970
 Ellerthorpe, Lloyd .. 1945, 1948-49
 Elliott, Howard M 1897
 Elliott, Tony 1983-86
 Ellis, Robert 1973
 Ellis, Thomas 1999
 Ellison, Ralph 1955
 Elmquist, Grant 1992-95
 Ely, James 1958
 Elzinga, Howard 1937-39
 Elzinga, Kent 1964
 Embleton, Bob 1944
 Emerson, Duane 1962-63
 Emerson, Keith 1955
 Emling, Durfee 1946
 Engle, Art 1954, 1956
 English, Conrad 1955-57
 English, Joe 1929
 Epple, James 1959
 Epple, Joe 1954
 Epple, John 1937
 Epple, Lawrence 1980-81
 Epps, Rodrico 1998-01
 Ethington, Lucas 1998

F

Fairbanks, Jude 1992
 Fairbanks, Tony 1978-80
 Falsetta, Tony 1968-70
 Fantuzzi, Jeff 2011
 Farris, David 1967-69
 Fate, Paul 1979-82
 Feil, James 1967-69
 Fell, Rich 1943
 Fenton, Adam 2010-13
 Fenton, Lewis 1955-57
 Fenton, Lyman 1926-27
 Ferguson, Don 1956-57
 Ferguson, Fred 1967-69
 Ferguson, Nick 1998-99
 Ferris, Floyd 1932-33
 Ferris, Rollie 1995-97
 Fields, Craig 1980-82
 Fields, Jordan 2014
 Figg, Bill 1948-49
 Figg, Ray 1953-55
 Figg, Richard 1951-54
 Fillmore, Ronald 1983-85
 Finlayson, John 1954-57
 Finch, Ron 1923-24
 Fine, Alex 2014
 Finks, W.T 1943
 Finnin, Gary 1959-62
 Fischer, Craig 1993-94
 Fisher, Bob 1959-61
 Fisher, Eric 2009-12

Fisher, John 1967-68
 Fitzgerald, Bob 1951
 Fitzpatrick, Jack 1943, 1946-48
 Fitzpatrick, James .. 1944, 1946-47
 Fitzsimmons, Mike 1981-82
 Fleming, Fred 1942
 Fleming, Jarrett 2011-12
 Fleszar, Paul 1974-76
 Flewelling, Rich 1949-50
 Flint, Jacob 2005
 Flory, Andrew 2012-13
 Flower, David 1983-85
 Flowers, Eric 1996-99
 Floyd, Kevin 1988-90
 Foerster, John 1958
 Foldesi, Bob 1965-67
 Foldie, Glen 1961-64
 Foley, Ed 1955
 Foltz, Warren 1958
 Ford, Oscar 1988, 1990-92
 Forsyth, Ralph 1937-38
 Fortuna, Joe 1995-97
 Fortino, Al 1935-37
 Fossen, John 1974-75
 Foster, Kim 1972
 Foster, Matt 2003
 Fountain, Malik 2015-17
 Foy, Jerome 1945
 France, Tedaro 1998-01
 Francis, Iden 1921
 Franckowiak, Mike 1972-74
 Fraser, Cedric 2009-11
 Fraser, Eric 2006-09
 Fraser, Kashawn 2008-10
 Fraser, Russell 1912
 Frazier, Chad 1993-95
 Frazier, Kavon 2012-15
 French, Don 1932
 Fricke, Brandon 2011
 Frid 1916
 Frieders, Wayne 1962-63
 Fripeuberg, Al 1959
 Friend, Steven 2004-07
 Fugenschuh, Bill 1947, 1949-50
 Fulkerson, Mike 1963-64
 Fuller, Joe 1997-00
 Fuller, Robert 1975-76
 Fuller, Sidney 1926
 Furman, John 1959-62

G

Gabrysiak, Don 1931-32
 Gagant, Ed 1938-39
 Gagnon, Connor 2011-13
 Gailliard, Lance 2004
 Gainer, Jeremy 2013
 Gallery, James 1967-69

Gamble, Wesley 1972-75
 Garant, Richard 1941
 Gardner, Jack 1965
 Gardner, Justin 2004-07
 Garland, Anthony 2011-14
 Garnaat, Ken 1956-59
 Garrett, Thomas 1971
 Gates, Versile 1905
 Gauthier, Paul 1995
 Gawkowski, Frank 1958-60
 Gazay, Louis 1963
 Gebben, Greg 1978-79
 Gent, Jamie 1962-65
 Gephert, Gary 1961
 Ghannam, David 1981-82
 Ghattas, George 1995-98
 Ghezzi, Dick 1946
 Ghiaciuc, Eric 2002-04
 Gibson, Scott 2003
 Giddings, Conley 1940-41
 Gielarowski, Karl 1994
 Giese, Warren 1943, 1947
 Gildersleeve, Cory 1993-95
 Gilginas, Richard 1944
 Gilin, Gene 1966-68
 Gilpin, Ralph 1909
 Gingrich, Stewart 1939-41
 Givens, Chris 1986-87
 Gleason, George 1934-36
 Glinke, George 1953-55
 Glowacki, Gary 1994-97
 Godleski, Joe 1939
 Godrey, Mike 1979-80
 Goetz, John 1959
 Gogarn, Raymond 1919-21
 Going, Leo 1909-10, 1912
 Gold, Jason 1995-98
 Gold, Jeremy 1995-98
 Goldberg, Frank 1962-64
 Golden, Ray 2016-17
 Goldstein, Louis 1922
 Gonzales, James 2000-01
 Gooch, Ira 1999-00
 Goodell, Terry 1981-84
 Goodin, Ron 1970-71
 Goodwin, Darryl 1980-82
 Gordon, Don 1954
 Gordy, Josh 2006-09
 Gorney, Derek 2000-02
 Goulet, Lee 1960
 Gracey, Clifford 1907-10
 Graham, Allen 1912
 Graham, Victor 1903
 Graham, Vince 1960
 Grahm, Ed 1936
 Grasman, Harold 1929-30
 Grasman, Mike 1932



Gray, Mike 1974-77
 Graybiel, Ed 1929-31
 Green, Al 1930-31
 Green, Burnett 1918
 Greer, Brandon 2013-14
 Gregory, Bill 1955
 Griffin, Leo 1990-93
 Grigoletti, Louis 2016
 Grimes, Robert 1956, 1958
 Grimm, Paul 1934-36
 Grisdale, Wil 1934-36
 Grobbel, Tom 1978-80
 Groff, Richard 1988, 1990
 Gross, Bryan 1976-78
 Groth, Richard 1968-70
 Groulx, Steve 1987-89
 Grout, James 1962-65
 Grundman, Gary 1970-72
 Gruzowski, Mike 2002-05
 Guenther, Fred 1956
 Gutierrez, Brock 1993-95
 Gvozdoch, George 1946-49
 Gwilly, Kumehnnu 2017
 Gwizdalla, Jack 1943

H

Habkirk, Gordie 1929-30
 Hackett, George 1925-28
 Hadacz, Robert 1991-94
 Hage, Martin 1995-96
 Hagelthorn, Jason 1993
 Hahnenberg, Thomas 1969-71
 Hairston, Troy 2017
 Hale, Frank 1909
 Hall, Arthur 1911
 Hall, David 1971-73
 Hall, James 1940
 Hall, Larry 1975-77
 Hallock, Josh 1905
 Hamilton, Tim 2012-15
 Hammell, George 1944
 Hammond, Terrance 1962
 Hamzey, Steven 1983-84
 Hanna, Ed 1945
 Hannah, David 1997, 2000
 Hansel, Jayson 1986-87
 Hansen, John 1958-59
 Hansen, Jon 1942
 Hanson, Carl 1932
 Hanson, John 1955
 Harbaugh, Jean 1944
 Harbin, Chuck 1976-78
 Harding, Wesley 1951-52
 Harman, David 2010-12
 Harmelink, Chris 1998
 Harper, Justin 2002-05
 Harpst, Rob 1962-64

Harrington, Gary 1961-62
 Harris, Charles 2000
 Harris, Dan 1968
 Harris, Gene 1973-74
 Harris, Jeff 1990
 Harris, Jerry 2009-11, 2013
 Harris, Terry 1968
 Harrison, Charles 1902
 Hartline, Andrew 2005-08
 Hartman, Carl 1966
 Hartmann, Brett 2006, 2008-10
 Harvey, Tee'ondre 2017
 Hasse, Norval 1958-61
 Hawes, Vernon 1951-54
 Hawson, David 1950
 Hayden, Bob 1929-30
 Hayes, Jahray 2015-16
 Hayes, Jason 1997-00
 Hayes, Mike 1987-89
 Haynor, Harold 1942
 Headdon, Harmon 1924
 Heard, Willie 1980-81
 Hebert, Dennis 1970-71
 Hecksel, Richard 1954-56
 Heethuis, James 1972-74
 Hempton, Walt 1965-67
 Henderson, Harold 1951-52
 Hendrix, Phil 1984-87
 Henry, Kevin 2011-14
 Herrold, John 1997-98
 Hester, Michael 1993-96
 Heusted, Paul 1962-64
 Hewitt, Tim 1966
 Hickman, Fred 1926-28
 Hicks, Sherman 1919-21
 Hieshetter, Bill 1952
 Hill, Anders 1999-01
 Hill, Todd 1984
 Hill, Willie 2000-01, 2003
 Hillery, Ed 2000-03
 Hilliar, Dallas 1965-66
 Hintz, Wilburn 1943
 Hintze, Paul 1939-41
 Hirn, Mike 1978-81
 Hisson, Calvin 2006-07
 Hodges, Jerry 1974-76
 Hodges, Morris 1932
 Hodges, Walt 1973-75
 Hoefler, Greg 1965-67
 Hoffman, Gerald 1963-64
 Hogan, Richard 2011-13
 Hogeboom, Gary 1976-79
 Hogg, Duncan 1985-87
 Holdiman, Stephen 1969-71
 Hollandsworth, Bob 1973-74
 Hollandsworth, Tim 1976-79
 Hollern, Ted 1981-84

Holoman, Derrick 2001, 2003
 Honnen, David 1963-64
 Hood, Elson 1925
 Hood, John 1986-88, 1990
 Hooey, Bill 1960-61
 Hoolihan, Emmitt 1909-10
 Hopkins, Carl 1949-50
 Hopkins, Mark 1986-89
 Horen, William 1952
 Horgan, Dan 1919
 Horne, Pacino 2005-06
 Horobrook, Jack 1943
 Horrigaan 1919
 Hoskins, Justin 2007-08
 Hottinger, Elroy 1946-49
 Houseman, Rich 1933-35
 Housner, Greg 1980
 Houston, Melvin 1985-86
 Howard, George 1929
 Howard, Herman 1943
 Hubel, Ed 1930
 Hubel, Ensley 1924
 Hugel, Curtis 2012
 Hulce, Charles 1966
 Huling, Harold 1944
 Humphrey, Tory 2001-04
 Humphreys, Richard 1945
 Hurd, Reiko 1997
 Husband, Jason 1994-97
 Hutchinson, Ernest M. 1896
 Hutchinson, George 1946-48
 Hutchinson, Larry 1925
 Hutchinson, Tom 1978-80
 Huyser, Ward 1945
 Hyble, Bret 1979-81

I

Idoni, Luke 2016-17
 Isanhart, Doug 1965-66
 Isanhart, Thomas 1964-66
 Ivan, Robert 1968-69

J

Jackson, Brandon 2005
 Jackson, Daniel 2009
 Jackson, Jaime 1980-82
 Jackson, Robert 1977-80
 Jackson, Ronnie 2004-05
 Jackson, Terrence 2000-03
 Jacobson, Fred 1972-74
 Jacobson, Paul 1988-91
 Jagello, Leonard 1960-62
 James, Ronald 1968-70
 Jamison, Da'Quaun 2016-17
 Jamison, Jim 1903-05
 Jamison, Robert 1944
 Jamrog, Bob 1948-49

Janke, Charles 1956-57
 Janik, Walt 1930-32
 Jarrett, James 1956
 Jasmin, Jemmy 2004-05, 2007
 Jean, Michael 2005
 Jefferson, Jamell 1995-97
 Jeffries, Brian 1986-87
 Jenerou, Jeff 2002-05
 Jenkins, Cullen 1999-02
 Jenkins, Walter 1997-99
 Jensen, Ralph 1929
 Jesko, Jim 1985
 Jessop, Larry 1973
 Johnson 1919
 Johnson 1905
 Johnson, Bob 1937-38
 Johnson, Bryon 1927-28
 Johnson, David 1987-90
 Johnson, Eric 1991-94
 Johnson, George 1944
 Johnson Jr., James 1961-63
 Johnson, Jeff A. 1964
 Johnson, John O. 1980-82
 Johnson, John P. 1961-64
 Johnson, Lavern 1930-32
 Johnson, Nick 1983-86
 Johnson, Randy L. 1968-69
 Johnson, Shafer 2012-15
 Johnson, Todd 2009
 Johnson, William C. 1961-62
 Johnston, Allen 1964-65
 Johnston, Joe 1949-50
 Jonaitis, Ed 1968-69
 Jones, Alan 1988-89
 Jones, Anthony 1997
 Jones, Clark 1986
 Jones, Gary 2015-17
 Jones, Jesse 1972
 Jones, Jim 1973-75
 Jones, John 1969-71
 Jones, Odis 1992-94
 Jones, Stephen 1980-82
 Jones, Stephen B. 1963
 Jones, Tony 1982
 Julian, Vern 1957
 Jureau, Bob 1947

K

Kackmeister, Rich 1952-53
 Kaczmariski, Aaron 2010
 Kaczynski, Harold .. 1941-42, 1946
 Kage, Lowell 1953
 Kalinski, Ed 1949
 Kangas, Tom 1973-74
 Kanicki, Keith 1979-82
 Kantzavelos, Chris 2014-17
 Karbowski, Eric 2004-05

Karr, Jeff 1962-64
 Kasper, Don 1956
 Kasper, Don 1937
 Kater, Cody 2013-14
 Kawalkoski, Ronald 1954-57
 Kazanowski, Frank 1942
 Kearney, Otis 2015-16
 Keating, Waldo 1950-52
 Keaton, Hobart 1968
 Keaton, Joseph 1970
 Keeley 1903
 Keen, Walt 1903-05
 Keenoy, John 1988-89
 Kehrer, Allen 1938-39
 Keith, Red 2004-07
 Keim, Bryan 2001
 Kellogg, Joe 1984-87
 Kelly, Bill 1926-29
 Kelly, Darwyn 2017
 Kelly, Robert 1955-56, 1958
 Kelly, Steve 1994-96
 Kelly, Tyrone 2003-04
 Kemp, Alex 1995
 Kemp, Jake 1998-99
 Kench, Bob 1988-91
 Kendzierski, Stan 1960-61
 Kenealy, Mike 1981-84
 Kennedy, Robert 1908-09
 Kennedy, Sam 1917
 Kennedy, Sidney 1919-21
 Kennedy, Tredale 2007
 Kenny, Fred 1973-74, 1976-77
 Keon, Kaden 2016-17
 Kerby, Phil 1963
 Kerns, Gerald 1968
 Kerr, Adam 1995
 Kerr, Dick 1944
 Kerr, Lornie 1951-53
 Kerry, Alton 1949-50
 Kettner, Frank 1921-22
 Keyton, Darren 2009-12
 Kieft, Adam 2001-04
 Kiel, Richard 2001, 2003-04
 Kienzle, Scott 1970-72
 Killoran, Ed 1930-31
 Kimball, Ray 1925-27
 King, Ben 1990-92
 King, James 1953-55
 King, James E 2001-04
 King, John 1991-94
 King, Kevin 2011-14
 Kinville, Joseph 2010-12
 Kinville, Michael 2011-14
 Kipke, Herbert 1954-57
 Kirain, Rey 1937-38
 Kirby, Bill 1948-50
 Kisabeth, Mike 1962

Kistner, Ken 1942
 Kisuckey, Tony 1964
 Kitts, Jon 1979-81
 Kjolhede, Ted 1942, 1946
 Klein, Chris 1988-89
 Kleinfelt, Dale 1958
 Klink, Jason 1990-91
 Kloc, John 1974-76
 Kloc, Walt 1937-38
 Kloosterman, Carl 1983-85
 Klozik, Marty 1949-52
 Knapp, James 1926-28
 Knickerbocker, Steve 1975-76
 Kniffen, Ray 1928-30
 Knight, Larry 2006-09
 Knobloch, Gene 1957-60
 Knudson, Craig 2002, 2004-06
 Koetje, Chad 1992-94
 Kohloff, Charles 1946-48
 Kolcheff, Don 1985-88
 Kolcheff, Kevin 1982-85
 Koleber, Don 1950-52
 Koller, Steve 1980-82
 Koons, Charles 1960-63
 Korytkowski, Andy 1992-94
 Kozlowski, Jim 1994-96
 Koutz, Matt 1992
 Kowatch, Richard 1956
 Kraatz, Ray 1993
 Kraft, Ron 1980-82
 Krajenke, Dick 1943
 Krause, Paul 1970-72
 Krause, Willis 1929
 Krepps, Ed 1939-40
 Kress, Doug 2003-06
 Kreuz, David 1971
 Kroft, Ben 1996-97
 Kroll, Jesse 2012, 2014-16
 Krueger, Don 1964-66
 Krys, Brian 1981-83
 Kuchuk, Danford 1976
 Kujawski, Ed 1940-41
 Kullman, Phil 1944, 1947-49
 Kunisch, Car 1937-39
 Kurzen, David 2001-04
 Kushmaul, Don 1947
 Kyler, Mike 1990-93
 Kyre, Donny 2014-17

L

LaBodie, Everett 1918
 Lackie, Bill 1960
 Lada, Greg 1980-81
 LaFleur, Dennis 1972-74
 LaFleur, Doug 1977, 1979-80
 LaFromboise, Marcell 1911-12
 Lake, Burton 1943



Lakes, Jesse1969-71
 Lalley, Jack1936-38
 Lamont, Gilbert1961
 Lamphere, Scott1987-90
 Lance, Ralph1908
 Lang, Tom1960-63
 Langton, Tom2003
 Langmaid, Charles1911-12
 Lanier, Taylor1976
 Lapsley, Jonathan2005-06
 Lardie, Bump1967-69
 Lark, Chuck1985-86
 Larkin, John1965
 Latta, Kelby2013-16
 Lavallii, Saylor2012-14
 Lauer, George1925-26
 Laughlin, Casey1997-99
 Lavallii, Oakley2017
 Lawhorne, Kenan2000-03
 Lawless, Pat1951-52
 Lawrence, David2005-08
 Lawther1916
 Laycock, Harold1926-27
 Leadam, Joe1944, 1946
 Leahy, Will1899
 Lease, Dale1943-44
 LeCronier, Russell1918-19
 Lederle, Emil1905
 Lee, Fred1939-41
 LeFere, Peter1976-77
 LeFevour, Dan2006-09
 Leigeb, Brian1997-00
 Leins, Darren1993-94
 Leiter, Michael1972-73
 Lemanski Jr., Oarie1958-59
 Lemere, David1967-69
 Lenick, Vernon1944
 Leonard, Archie1912
 Levels, Randy1986-89
 LeVerette, Ed1948
 Levick, Don1950
 Levy, Arthur1945
 Lewis, Bob1959
 Lewis, Darvin1999-02
 Lewis, David1979-81
 Lewis, John1975-78
 Lewis, Neil1956-57, 1959
 Lewis, Porter1951
 Lewis, Russell1960-61
 Lewis, Shelton1999-00
 Lewis, Spencer2003-04
 Lewis, Virgil1950-52
 Liekert, Paul1920
 Line, Clyde1962-63
 Linker, John1976-77
 Lindquist, Nathan1997
 Lindstrom, Bryan2003

Linson, Damien2003-06
 List, Chris1992-94
 Little, Roger1953-54
 Livermore, Lloyd1909
 Lockman, Rich1946
 Lockman, Stephen1966-68
 Lodewyk, Burke1920-22
 Loe, Steven1971
 Lombardo, Tyler2010-13
 Longhini, Henry1957-58, 1960
 Loop, Ken1938-40
 Loos, Orville1945
 Lopez, Cody2011-14
 Lorenz, Doug1971, 1973
 Lorraine, Bob1965-67
 Losiniecki, Matt2011-13
 Loughman, Lance1985, 1987
 Louisdor, Mesene1998
 Lowe, Sam1995
 Ludlow, Mark1983
 Lundin, Jason1998
 Lusk, George1910-11
 Lutz, James1967-69
 Lyman, Will1934

M

MacDonald, Andy1950-51
 Mace1917
 Machnick, Rich1942
 MacIntyre, Rob1932
 Madden, Harold1947-49
 Maddux, Jeff2007-10
 Main, Thomas1967-69
 Maine, Dave1977-79
 Maiorana, Joseph1979-81
 Majon, John1947-49
 Maksimowicz, Mark1965-67
 Malcolm, Marty1989-92
 Mama, Tommy2006-09
 Mancini, Dominic1999-00
 Mannisto, Arwood1930-32
 Mansfield1903
 Marble, Bruce1972
 Marchetti, Gino1987-90
 Markey, Charles1970-72
 Markey, Robert1967-69
 Marks, William1969-71
 Marovich, Steve1952-53
 Marsh, Howard1943
 Martin, Cletys1923-26
 Martin, Darren2006
 Martin, Kirke1933
 Marts, Pat1959
 Martysz, Boris1991-94
 Masztak, Ben2011, 2013
 Massenberg, Calvin1995-98
 Massey, Silas1995-96, 1998

Mason, Tom1953-55
 Mason, Thomas1951
 Maures1902
 Maxwell, Burke1995-97
 Maxwell, Marlin2003-05
 Mayville, Tom1952-53
 McCall, Jonathan1995-98
 McAnelly, Steve1987
 McArthur, Don1945
 McCallum, Jack1938-40
 McCallum, Les1932-33
 McCants, Gerald1965-67
 McCarter, Ken1967-69
 McCarthy, Shawn1975-76
 McCarty, Earl1907-10
 McCaul, Darrell1990-93
 McClendon, Kenny2010-13
 McClure, D.J.1997-99
 McClutche, Sam1928
 McConnell, John1932
 McConnell, Jordan2010-12
 McCord, Ben2012-15
 McCormick, Fred1949
 McCormick, Pete1897
 McCoy, Alonzo2017
 McCoy, David1971-73
 McCoy, Michael1970-71
 McCracken, Tony1922-24
 McCre, Bob1951
 McDonald, Ross1899
 McDonald, Sanford1902-03
 McDonald, William1899
 McElrath, Michael1979-81
 McGee, Joe1946-49
 McGiness, Rich1971
 McGinnis, Scott1984
 McGowan, James1945
 McHaney, Myles1987-89
 McIntosh, Robert1992
 McIntosh, Roger1957
 McIntyre, Phil1937-39
 McKay, Chris1980-83
 McKay, Sam1899
 McKenzie, David1924-26
 McKinney, Darian1991
 McKinnon, Bill1960-61
 McKinnon, Charles1959
 McKnight, Dante2000-02
 McLaughlin, Derek2000-03
 McLaughlin, E.J.2007
 McLean, Russell1959
 McLeod, Bob1929
 McLeod, Charles1942
 McLeod, Don1937
 McMacken, Harold1946-47
 McMahan, Bruce1938-40
 McMasters, Gabe1996-99

McMillan, Terrance 1992-94
 McNamara, Bob 1955-56
 McNamara, Thomas 1910
 McNeal, Al 1965-67
 McNeal, Don 1972-74
 McPartlin, John 1992-93
 McPherson, Brian 1984-85
 Mead, Donald 1944
 Meade 1903
 Meade, Mark 1988-89
 Meade, Richard 1944
 Means, Matt 1972-74
 Means, Roderick 2000-02
 Meharg, Ray 1918
 Meints, David 1969-70
 Mellenkamp, Fred 1902
 Melzow, Leroy 1941-42
 Menzies, Bill 1938-40
 Messam, Steve 2000, 2002-03
 Messery, Dan 1963
 Metcalf, Major 1983-86
 Meyer, Jason 1996-99
 Meyers, David 1943
 Meyers, Donald 1943
 Meyers, Walter 1897
 Meyle, Ed 1984-85
 Mieras, David 1966
 Michalek, Larry 1966-68
 Mick, Rey 1933-34
 Mickelson, Carl 1925-27
 Middaugh, John 1917
 Middlestadt, Melvin 1961
 Mikulec, Tony 2004-07
 Milanowski, Mike 1983
 Miles, Barron 2007
 Miles, Bob 1966, 1968-69
 Miller, Bill 1929-30
 Miller, Bob 1976-78
 Miller, Charles 1951-53
 Miller, Claude 1923
 Miller, Colin 2007-10
 Miller, Dale 1950
 Miller, Gene 1995-97
 Miller, Jerry 1993-94
 Miller, Jon 1984-87
 Miller, Karl 1992-94
 Miller, Mark 1975-77
 Miller Jr., Robert 1963-65
 Mills, Clarence 1960
 Mills, Matt 2014
 Mills, Mike 1980-83
 Minkel, Dave 1985-87
 Mitchell, Reggie 1978-81
 Mitchell, Tony 1989-90
 Mixon, Robbie 1999-02
 Moffit, Rich 1962
 Mohn, James 1951

Mojsiejenko, Cooper 2016
 Monahan, Clare 1926-28
 Montie, Daryl 1994-97
 Moody, Rollie 1907-09
 Moon, James 1938-40
 Mooney, Doug 1918-19
 Moore, Andre 2005, 2007
 Moore, Charles 1957
 Moore, Larry 1961-64
 Morat, Carl 1957
 Morgan, Cecil 1945-46
 Mormino, Drew 2003-06
 Morris, Shane 2017
 Morrison 1902
 Morrissey, John 1982-84
 Mosher, Erwin 1951
 Mosher, Nelson 1917
 Moulton, Bill 1941
 Mrozinski, Richard 1957
 Muddy, L.J. 1987-89, 1991
 Mueller, Karl 1947
 Muhammad, Abdullah 1998-99
 Mullally, Martin 1917
 Munson, Carl 1927-28
 Muragin, Kalani 2001-03
 Murch, Carey 1929
 Murley, Mike 1982-83
 Murnane, Sean 2007-10
 Murphy, Chad 1992-95
 Murphy 1899
 Murphy, Larry 1973
 Murphy, Rod 1974-76
 Murphy, Seymore 1937
 Myers, James 1953
 Myler, Billy 2011
 Myles, Eric 1991-92
 Myrick, Danny 1997-98
 Mysliewicz, Rich 1950

N

Nalor, Dennis 2011-14
 Nance, Eric 1996-97
 Nastally, Matt 1991-94
 Natzel, Michael 1969-70
 Naumcheff, Brett 1987-90
 Naz, Scott 1998-00
 Neering, Alex 2015-17
 Neiderquill, Mark .. 1977, 1979-80
 Nelson, Jon 2001-04
 Nestor, Dave 1978-80
 Nettie, Mike 1989-92
 Neubauer, Donald 1963-64
 Nevins, Rory 1995-96, 1999
 Newhof, Craig 1978-79
 Newland, Ralph 1986-89
 Neuman, John 1973-75
 Newman, Wayne 1965-66

Newsome, Richard 1972-74
 Nicholl, Dennis 1990-92
 Nicholl, Kevin 1986-89
 Nordlund, Louis 1965
 Norris, Ken 1937-39
 Northup, Kevin 1978-80
 Norton, Royce 1937-39
 Novak, Bill 1934
 Nowak, Andrew 2013
 Nowak, Todd 1986-87

O

O'Brien, Al 1945
 O'Brien, Chris 1993-94
 O'Brien, Dan 1980-82
 O'Connell, Pat 1995
 O'Neal, Jammarrl 1999
 O'Neil, Jerry 1958-60
 Oakley, Zach 2015-17
 Ochs, William 1908-09
 Odykirk, Colton 2013-16
 Odykirk, Connor 2011-13
 Odykirk, Dan 1986-87
 Odykirk, William 1958
 Officer, Phil 1956-57
 Ogle, Mike 2003-06
 Oldham, LaBron 1980-82
 Oliver, Floyd 1950
 Oliver, Michael 2016-17
 Ollenburger, Allen 2006-09
 Olmstead, Clarence 1936
 Olson, Jake 2009, 2011, 2013
 Olson, Paul 1944
 Orr, Don 1941, 1946
 Osborn, Lloyd 1938-39
 Ososki, Ed 1956-57
 Ostman, Joe 2013-17

P

Pabalas, Tony 1942, 1946-47
 Page, Eric 1997-99
 Pahoski, John 1968-69
 Painter, Dan 1967-68
 Palmer, Louis 2012-15
 Palmitier, Randy 1977
 Panchula, Mitchell 1993-95
 Panelli, Peter 1983-85
 Pangborn, James 1966
 Pankonin, Bob 1954
 Pape, Eric 1963-66
 Papler, Mike 1988-90
 Parham, James 1945
 Parker, Doug 1962
 Parker, Jeff 1983
 Parker, Tim 1975-78
 Parkhill, George 1909
 Parmele, Chris 1993-96

Partenio, John 1949-51
Paskiewicz, Stan 1940, 1946-47
Paton, Frank 1944
Patten, Harold 1947
Paul, Jack 1930-32
Paulson, Ken 1919
Pavoris, Ted 1960-61
Pawlan, David 1980-82
Pawley, Curt 1988-91
Pearl, Norton 1902-03, 1905
Pearle, John 1944
Pelc, John 1962-65
Pellegrini, Chuck 1986-88
Pepin, Mike 1981
Perkins, Alexander 1907, 1909
Perry, George 1947
Perry, Harold 1947
Perry, Jeff 2003
Perry, Jeff 2014-17
Peters, Jan 1969
Peters, Ralph 1945
Peterson 1917
Petrimoulx, Ron 1966-68
Petro, Ryan 2011-12
Petrucci, Mike 2008-11
Pettit, Cody 2013
Petty, Damon 2004
Peyer, Troy 2002-05
Phillips, Andy 2011-14
Phillips, Byron 1995-98
Phillips, James 1998
Phillips, Tim 2009, 2011-12
Phinney, James 1955
Pickard, Tom 1986
Pierce, Roger 1946-47
Pietrowski, Don 1980-82
Pilibosian, Dick 1948
Pintek, Michael 1965-66
Pitt, Damon 1996-98
Pittman, John 2002
Pitts, Jean 2006-08
Pitts, Kermit 1982-83
Pitzer, Brandon 2002
Plate, Eric 1989-92
Plath, Rob 1945
Pletz, John 1943
Pluger, Brad 1993
Pobanz, John 1911
Poblah, Kito 2007-10
Podoley, James 1953-56
Poff, Zach 1997-00
Polard, Bob 1943
Polenz, Mark 1979-82
Poljan, Marty 1990
Poljan, Richard 1983-86
Poljan, Tony 2017
Portenfield, Glenn 1917

Porter, Ken 1932-34
Porter, Oliver 1953-56
Post, Loren 1902, 1905
Post, Mike 1967-69
Potter, Chester 1923-24
Poyer, Jamie 1968-70
Prais, Bob 1961
Pratt, Jack 1950-52
Prescott, Jay 1917
Preston, Chad 1991-94
Preston, Dustin 1991-94
Price, John 1955-57
Price, Kelvin 1959
Prisk, James 1957-59
Probert, Norman 1961
Proctor, Dennis 1973-74
Prout, Doug 1972
Provencher, Don 1941-42
Pruitt, Brian 1992-94
Pushinsky 1919

Q

Quick, Allan 1953-55
Quinn, J.P. 2016-17

R

Radcliff, Ryan 2010-12
Raffaeli, Michael 2007
Rakan, Gary 1990-92
Rather, Arthur 1905
Raterink, Bernard 1954-55
Rathje, John 1985-86
Rawls, David 1990-91
Rawls, Thomas 2014
Ray, John 1971-73
Ray, Thomas 1972-74
Raymond, Arthur 1911-12
Raymond, Craig 1972
Raymond, Fabrice 2002-03
Reardon, Josh 2001-04
Reardon, Ron 1974-75
Redemsky, Louis 1925-26
Reed, Eric 1985-88
Reed, Tyler 2008-10
Reek, Harley 1927-29
Reese, Jimmy 2002-04
Reeves, Chris 2009, 2011-12
Reeves, David 1965-66
Reginius, Ed 1945
Rehberg, Scott 1993-96
Rehmann, Greg 1981-84
Reid, D.J. 1990, 1992-93
Remmo, C.J. 1995-98
Rentschler, Greg 1981
Repovz, Michael 2010-12
Reugseggen, Ward 1907
Reynolds, Matt 2000-02

Reynolds, Todd 1988-91
Reznik, Phil 1964
Rice, Anthony 2013-16
Rice, Cecil 1964-65
Rice, Jon 1961
Rich, Kevin 1989-91
Richards, Ollie 1909-10
Richardson 1903
Richardson, Tom 1974
Richie, Ray 1966-68
Ricketts, Nathan 2013-16
Ricumstrict, George 1985-88
Riley 1944
Riley, Donnie 1986-89
Ringquist, Gordon 1954-57
Riopelle, Robert 1982-83
Rison, Mose 1974-77
Robbins, Elden 1928-29
Robbins, George 1922-23
Robbins, Ken 1951
Roberson, Jay 2015, 2017
Roberts, Doug 1982, 1984
Robertson, Durand 1986-88
Robertson, Vondell 1976-78
Robinson, Calvin 1982-83
Robinson, Terrance 2005-06
Robison, Joe 1952
Rocheleau, Ross 1980
Rodriguez, Caesar 2009-12
Rodriguez, Steve 1986
Roese, Robert 1983-84
Rogers, Anthony 2004
Rogers, Kenny 2013-16
Rollins, John 1958
Rolph, Ron 1953-55
Rosa, Harvey 1911
Rose, Clarence 1988-91
Ross, Don 1953
Ross, Lester 1933
Ross, Romello 2015, 2017
Rosselli, Bob 1941
Rosso, Robert 1966
Rowell, Nathan 1961
Ruddy, Richard 1970-72
Rummel, Ron 1975-77
Runchey, Jack 1970
Rush, Cooper 2013-16
Rush, Darnell 1988-90
Russell, Anthony 1989
Russell, Walter 1905
Russian, Donovan 1999
Ryan, Mike 1976-78
Ryan, Mike 1984-87
Ryckman, James 1961
Rycus, Jeremy 1993-94
Rykulski, Ed 1974-76, 1978
Ryznar, Walt 1939

S

Saad, Pete	1976-77	Selinger, Chuck	1990-93	Smith, Billy	1988-91
Sabbagh, Jamil	2016-17	Sellers, Tony	1983-86	Smith, Bob	1962
Sadosty, Walt	1959-60	Sellers, Rick	1985	Smith, Dennis (Mgr.)	1997
Salani, Eric	1997-00	Serpa, Blake	2012-15	Smith, Derek	2017
Sally, Lamar	1990-92	Serrin, Bill	1958	Smith, Don	1952-54
Samec, James	1958	Serrin, Phil	1954	Smith, Don	1974
Samida, John	1944	Sewell, Ralph	1997-00	Smith, Floyd	1912
Sands, Rich	1996	Seybert, Earl	1942	Smith, Herman	1996-97
Sandy, James	1971-73	Seymour, Jerry	2003-04	Smith, Jason	2002-05
Sankovitch, Mark	1977-79	Shader, James	1942	Smith, Joel	1958
Sarnowski, Ralph	1966-68	Shannon, Bob	1965	Smith, Ken	1944
Satanski, Greg	1966-68	Sheets, Harold	1948	Smith, Kent	2002, 2004-05
Satterlee, Bryant	1990-93	Sheldon, Jack	2016-17	Smith, Kyle	2011
Saunders, Bob	1968, 1970-71	Shellnut, Fred	1970	Smith, Leroy	1950-52
Savich, Paul	1998-01	Shelton, Eugene	1919	Smith, Marvin	1999-02
Savich, Rade	1975-78	Shepherd, Pete	1997-00	Smith, Norman	1975-77
Savu, Dan	1972	Sherman, Clinton	1917	Smith, Raleigh	1967-68
Scarcalli, Anthony	2014-16	Sherwin, Greg	1990-92	Smith, Richard	1964
Schaedig, Ivan	1955	Shillito, John	1976-78	Smith, William	1957-58
Schanski, Blake	1996-97	Shimunek, T.J.	1999	Smuts, Paul	1959-61
Schanski, Drew	2003	Shipp, Bob	1945	Sneed, Ontario	2005-08
Scheffer, Chris	1990-92	Shoemaker-Gilmore, Maurice	2013	Snellenberger, Clyde	1920
Schervish, Mike	1976-77	Sholtey, Larry	1951-52	Snideman, Bob	1962
Schick, Don	1974	Shorts, Bruce	1899	Snyder, Richard	1950-52
Schieber, Ron	1963	Shorts, Perry	1899	Soffredine, Ralph	1960-62
Schiller, Bob	1934-36	Shouse, Melvin	1928-30	Softy, Robert	1944
Schmakel, Warren	1940-42	Showalter, Lawrence	1923-24	Soper, Darryl	1958-59
Schmidt, Don	1959-61	Shuple, Bill	1962-63	Sopha, Al	1956-57
Schmidt, William	1973-75	Siegle, Chris	1984, 86	Sopha, Tim	1975, 1977-78
Schorman, Bryan	1995-98	Sieracki, Jerome	1956-59	Sorenson, Arthur	1905-06
Schramm, Glenn	1983	Sieracki, Shane	1990-93	Southard, John	1945
Schroeder, Bryan	2008-09	Siezena, Joseph	1972-75	Southwell, Russell	1956-57
Schroeder, Fred	1966	Sievert, Glenn	1983-85	Southworth, Caleb	2011
Schulenburg, Eric	2002	Simington, Nate	1992, 1994-95	Sowle, Don	1937-39
Schuknecht, Ed	1946-48	Simmons, William	1916	Sowle, Theo	1933
Schulte, James	1971-73	Simoncik, Steve	1939-40	Spalding, Devon	2014, 2016
Schultz, Desmond	1994-96	Simons, Fritz	1969-70	Spalding, Lyle	1964-66
Schultz, James	1948-51	Simonson, Adam	1995-97	Spranger, Greg	1993-96
Schultz, Ron	1952	Simpson, Mike	1978-80	Spencer, Tom	1958-59
Schwalbach, Wayne	1974-77	Simpson, Norm	1939-40	Spross, Harold	1909
Schwark, Gerald	1962-63	Sine, Ray	1955-56	Srabian, Suren	1946
Scott, Arthur	1949	Sinkule III, Charles	1965-67	Stackhouse, Chester	1927-28
Scott, Charles	1954-56	Sisco, Thomas	1919-20	Staley, Joe	2003-06
Scott, D.J.	2009	Skeel, Josh	2000-01	Stamats, Donald	1927-28
Scott, Don	1947-49	Skergan, Sean	2007-09	Stamm, James	1944
Scott, Jack	1947-49	Sklenar, Joe	1985-87	Stanford, John	1982-84
Scott, James	1963	Sklenar, Steven	1983-85	Stanitzek, Mitch	2014-17
Scott, Joe	1954-56	Skrocki, James	1969	Stark, Thomas	1966-67
Scott, Ronald	1922	Skrocki, Mark	1980-83	Starkey, Chris	2007-08
Screws, Jerome	1973, 1975	Slaughter, Logan	2017	Starnes, Dennis	1974-77
Screws, Thomas	1975	Slota, Nick	1930-32	Staten, Armond	2008-11
Sears, Jack	1951-53	Slotten, John	1917	Stebbins, Robert	1984-87
Seay, Bobby	2007-10	Smallbone, Brian	1985-88	Steinhauer, Michael	2015, 2017
Sedlacek, George	1977	Smallbone, Martin	1978-80	Stempien, Jerry	1996-99
Seida, Judd	1995	Smallbone, Steve	1975-78	Stevens, Roland	1983-85
Seeley, Orville	1938-40	Smith, Alex	2009-11, 2013	Stevenson, Doug	1950
		Smith, Bill	1957	Stevenson, Rodney	1985-87



Stewart, Austin 2016
 Stewart, Joe 1965
 Stickle, Bruce 1907-08
 Stillwell, Gerald 1912
 Stinson, Darrall 1990-92
 Stinson, Darryll 2010-11
 Stiver, Chuck 1977-80
 Stockford, Eric 1987-90
 Stockwell, Roy 1945
 Stoops, Thomas 1964-66
 Stott, Charles 1945
 Strehl, Ryan 2004-05
 Strickler, Gerald 1958-59
 Strong, Ken 1987-90
 Struble, Charles 1938-40
 Strzelecki, Michael 1982-83
 Stuart, Robi 2017
 Sullivan, Jacorey 2017
 Supianowski, Adam 2000-03
 Sutherland, Burton 1943
 Sutton, Theron 1926-28
 Suveges, Mike 1963
 Svoboda, Dennis 1982-83
 Swain, Tyjuan 2017
 Sweeney, Lawrence 1927-30
 Sweeney, Mike 1955-58
 Sweeney, Sean 1955-58
 Swenor, Gordon 1961
 Swenor, Jerry 1958-59
 Swenson, Cecil 1929-31
 Swetz, Mark 1996-99
 Szalka, Gary 1966
 Sztuczko, Carl 1983-84

T

Tafelski, Kyle 2000-01
 Tallon, Ralph 1921-23, 1926
 Tambling, Preston 1917
 Tata, Bob 1948
 Taylor, Don 1937-39
 Taylor, Fred 1917
 Taylor, Jack 1942
 Taylor, Mike 1977-78
 Taylor, Richard 1964
 Teal, Lyle 1966-68
 Tefft, Craig 1967-68
 Teixeira, Art 1948
 Telfer, Philip 2006
 Tellar, Norman 1923-24, 1929
 Terpstra, Rich 1948
 Terry, Damon 2016-17
 Terry, Marty 1977-79
 Thomas, Charles 1988, 90
 Thomas, Emmett 2015-16
 Thomas, Jerry 1952-55
 Thomas, Malcolm 1993-94
 Thomas, Mike 2002-04

Thomas, Tim 1993-94
 Thomas, Trevor 2014-17
 Thompson, Chris 1987-90
 Thompson, Nick 2002-03
 Thompson, Tony 2002-05
 Thorsburg, Arthur 1938-39
 Tice, Bryan 1990-92
 Tiejema, Gene 1946-47
 Tierney, Brian 1985, 1987
 Till, Edward 1975
 Tillotson, Oscar 1931-33
 Timpf, Erik 1992-94
 Tipton, Houston 1975
 Tipton, Zurlon 2010-13
 Todd, Willie 1978-81
 Tolbert, Damon 1992, 1994-95
 Tooley, Darren 2002
 Torres, Matt 2007-10
 Torzy, Shane 2007-10
 Towle, William 1907
 Townsend, Carl 1945
 Townsend, Fred 1991
 Toyzon, Gerald 1952-55
 Traugher, Bill 1945
 Treend, Charles 1953
 Trellay, Ernest 1946
 Trogan, Eugene 1937-38
 Trost, Don 1954-55
 Troy, Peter 1932-34
 Troyen, William 1950
 Tuck, Cecil 1910
 Tucker, Darryl 1978-80
 Tucker, Dick 1957
 Tuckey, Don 1955-56
 Tunney, Eric 2005-07
 Tuma, Clarence 1947-49
 Turner, Dick 1958-59
 Turner, Robert 1999-02
 Turner, Terry 1970-72
 Tyrna, Ernest 1946
 Tyus Jr., Anthony 2001-04

U

Udell, Jerry 1936-37
 Umphrey, Brad 1991-92
 Urchike, Bob 1960-62
 Urquhart, John 1964
 Ushmavc, Donald 1947

V

Vais, Tony 1988-91
 Van Alstine, Norman 1962
 Van Dalen, Cel 1933-35
 VandenBrooks, Tom 1939-41
 Vanderhull, James 1939-42
 van der Merwe, Derek 1995
 VanderMeulen, Joe 1989-92

VanderZee, Jeff 1979-80
 Van Hoaren, John 1978-79
 Van Hoesen, Ken 1932-34
 Van Leuven, Buell 1907
 Van Sice 1918
 Vanzo, Ralph 1948
 Verska, Paul 1965-66
 Vicari, Joe 1977
 Vickers, Derrick 2000-03
 Vierk, John 1978-80
 Vincent, Merton 1916-17
 Visner, Jeff 1975-77
 Visscher, Carl 1956-57
 Vitale, Tony 1979-81
 Voelz, Lyle 1977
 Volny, Carl 2007-10
 Voltner, Michael 1999
 Vondette, Pete 1986

W

Wade, Aubrey 1982-84
 Wagner, Frank 1923-26
 Walderzak, Clay 2016-17
 Walker, Allen 1957
 Walker, Andre 1994
 Walker, Martez 2014-15
 Walker, Mike 1965-66
 Wall, Ben 1942
 Wallace, Derrick 2000-01
 Wallace, Ralph 1991-93
 Wallace, Robert 1958-59
 Waller, Tyree 2014-16
 Walters, Ken 1962-63
 Walton, Lawrence 1924-25
 Walton, Leterrius 2011-14
 Walton, Orlando 2003
 Walz, Jarvis 1952-55
 Walzak, Steve 1960-62
 Ward, Bill 1942, 1945-46
 Ward, Fred 1936
 Ward, Jonathan 2016-17
 Wares, Dale 1946
 Warren, Bob 1958
 Warren, Don 1966
 Wasylk, James 1965-67
 Waters, Rick 1977-79
 Watkins, Ray 1912
 Watson, David 2000
 Watt, J.J. 2007
 Wattrick, Don 1931
 Weaver, Rocky 2008-11
 Webb, Bill 1951
 Webber, Vince 1998, 2000
 Webster, Calvin 1949
 Webster, J.D. 1947-48
 Weede, Ed 1949-52
 Weede, Tom 1949-51

Weichert, Don	1955	Winieckie, Theo	1958
Weisenburger, David	1981	Winston, Jerome	1996-97
Welch, Rob	1945	Winston, Steve	2009-12
Welch, Tim	1970-72	Winters, Todd	1986-89
Weldon, Don	1950	Wise, Chris	1984-87
Wells, George	1899	Wisneski, Leo	1938-40
Welton, Joe	1965	Witherspoon, Jovan	2003
Wendger, William	1917	Wodclechowski, Dennis	1958
Wepman, Bill	1934-36	Wodek, Ed	1934-36
West, Al	1926-28	Wohlgamuth, Chris	2005-07
West, Chaz	2006-07	Wohlgemuth, Matt	2000-03
West, Thomas	1902-03, 1905	Wojcik, Tim	1990-93
Westendorp, A.J.	2010-13	Wojt, Greg	2006-08
Westrich, James	1998-01	Wolf, LaVerne	1952-54
Whatley, Ralph	1919	Wolfe, George	1961-64
Wheatley, Ed	1966	Wollenzin, Don	1977-79
Whitaker, David	1986-87	Wood, Richard	1930-31
White, Asante	2004	Woodbeck, Don	1949
White, Bill	1977-79	Woodcock, Roland	1942
White, Charles	1943	Woods, Duane	1982
White, Ed	1931, 1933-34	Woolson, Don	1929
White, Lorenzo	2009-12	Word, Carl	1976-79
White, Scott	1989-92	Woronecki, Mike	1974-75
Wicks, Raymond	1973	Wright, Quincy	1993-96
Wieland, Mike	1963-64	Wroblewski, David	1962-63
Wierenga, J.J.	1987-90	Wunderlich, John	1974-76
Wiese, Uwe	1960-63	Wyatt, James	1988-91
Wild, Eric	1965-66	Wyman, Bruce	1963-64
Wile, Karl	1922-23	Wyse, Clayton	1910
Wiley, Robert	1908		
Wilkerson, Clint	1984-87	Y	
Wilkie, Jason	1989-92	Yedinak, Mike	1948
Willett, Charles	1945	Yost, Charles	1936
Williams, Adam	1996-97	Young, Anthony	2012
Williams, Brian	1983-86	Young, Chalmer	1933-35
Williams, Courtney	2011-14	Young Jr., Frank	1946-47
Williams, Isham	1946-49	Young, Howard	1984-87
Williams, James	1987-90	Young, Will	1976-79
Williams, John	2008-11	Youngblood, Joe	1990-93
Williams, LaVarus	2009-10	Youngs, Fred	1902
Williams, Leython	2003-06	Youngs, James	1963-64
Williams, Nate	2011-12		
Williams, Reggie	1989	Z	
Williams, Sam	2006-09	Zarafonetis, Dean	2003
Williams, Shawn	1995-98	Zaremba, Jerry	1996-99
Williams, Temirez	2004-05	Zeinstra, Ron	1962
Williams, Tim	1979-82	Zelinsky, Kyle	2010, 2013
Willis, Corey	2014-17	Zenk, Mike	2012-15
Wilson, Arnold	1949-51	Ziegler, Percy ...	1921-22, 1925-26
Wilson, Casey	1996-97	Zielinski, Phil	1984-87
Wilson, Cody	2009-12	Zilinski, Robert	1968-70
Wilson, Darnell	1996-99	Zombo, Frank	2006-09
Wilson, David	1969		
Wilson, Jason	2011-14		
Wilson, Jeremy	2008-09		
Wilson, Wayne	1954-55		
Wimberly, Denzel	2012-13, 2015		



REMEMBERING DERRICK NASH

The CMU football program lost an important member of the program on June 22, 2015 – Derrick Nash.

- Nash, a defensive back from Saginaw, was diagnosed with acute lymphoblastic leukemia in May 2013 as he neared the end of his senior year at Carrollton High School.
- Nash was a standout running back at Carrollton High School, leading the state of Michigan in 2012 with 1,967 rushing yards and 28 touchdowns.
- After undergoing chemotherapy treatment, Nash played in the Chippewas' annual Maroon and Gold Spring Game. He was on schedule to claim a spot on the active roster when the leukemia returned. He began treatment in October 2014.
- Nash served as CMU's honorary captain for the Popeyes Bahamas Bowl in 2014.
- After Nash's untimely passing, new head coach Bonamego made a promise that Nash would always be a part of the CMU football family.
- To honor Nash, 30 different Chippewas have worn Nash's No. 21 in each of CMU's 13 games in the 2015, 2016 and 2017 seasons.
- Six Chippewas have had the honor of wearing No. 21 twice: defensive back Kavon Frazier, quarterback Cooper Rush, defensive linemen Joe Ostman, defensive back Amari Coleman, tight end Tyler Conklin and wide receiver Corey Willis.
- One athlete has had the honor of wearing the No. 21 Jersey three times and that is Nash's close friend and former teammate, defensive back Josh Cox.
- Stefon Armstead was the first to wear the No. 21 Nash jersey.

Players Who Have Worn No. 21

2015

vs. Oklahoma State: Stefon Armstead
vs. Monmouth: Kavon Frazier*
at Syracuse: Josh Cox**
at Michigan State: Devon Spalding
vs. NIU: Cooper Rush*
at WMU: Tim Hamilton
vs. Buffalo: Jesse Kroll
at Ball State: Blake Serpa
at Akron: Kelby Latta
vs. Toledo: Tony Annese
at Kent State: Louis Palmer
vs. EMU: Shafer Johnson
vs. Minnesota: Kavon Frazier*^

2016

vs. Presbyterian: Winslow Chapman
at Oklahoma State: Nathan Ricketts
vs. UNLV: Josh Cox**
at Virginia: Jabari Dean
vs. WMU: Joe Ostman*
vs. Ball State: Devon Spalding
at NIU: Amari Coleman*
at Toledo: Tyler Conklin*
vs. Kent State: Malik Fountain
at Miami (Ohio): Cooper Rush*
vs. Ohio: Colton Odykirk
at EMU: Anthony Scarcelli
vs. Tulsa: Saylor Lavallii^

2017

vs. Rhode Island: Mark Chapman
at Kansas: Josh Cox**
at Syracuse: Joe Ostman*
vs. Miami (Ohio): Amari Coleman*
at Boston College: Zach Crouch
at Ohio: J.P. Quinn
vs. Toledo: Tyler Conklin*
at Ball State: Derek Edwards
at WMU: Corey Willis*
vs. EMU: Shane Morris
at Kent State: Chris Kantzavelos
vs. NIU: Eric Cooper
vs. Wyoming: Corey Willis^*

^denotes bowl game

*worn twice

**worn three times