




# WESTERN CAROLINA CATAMOUNT BASEBALL

# RECORD BOOK



UPDATED SUMMER 2025



**CATAMOUNTSPORTS.COM // CATAMOUNT BASEBALL – YEAR-BY-YEAR STATISTICS**

**TEAM YEAR-BY-YEAR HITTING STATISTICS – SINCE 1969**

YEAR	G	AB	R	H	2B	3B	HR	RBI	BB	SO	SB	.AVG
1969	25	810	109	183	32	7	6	86	108	196	20	.227
1970	21	736	127	186	32	10	11	106	98	141	17	.252
1971	31	1,079	167	291	55	14	18	149	108	289	74	.270
1972	30	985	156	253	44	11	12	139	123	180	58	.256
1973	20	668	88	167	25	3	5	75	n/a	n/a	n/a	.250
1974	25	836	112	194	36	2	8	95	117	171	31	.232
1975	24	798	157	241	39	13	11	132	119	142	56	.302
1976	31	1,047	190	286	46	12	12	173	159	149	38	.273
1977	32	1,039	293	35	66	12	37	277	181	114	60	.322
1978	34	1,083	304	356	70	<b>22</b>	36	283	218	155	77	.329
1979	28	828	155	242	39	20	12	147	146	99	47	.292
1980	37	1,254	251	406	80	18	19	241	166	149	74	.324
1981	39	1,153	282	346	56	6	46	248	189	151	45	.300
1982	40	1,268	337	409	77	15	58	309	214	147	52	.323
1983	45	1,360	329	397	68	12	37	292	273	194	57	.292
1984	57	1,740	358	515	77	17	44	319	276	22	58	.296
1985	<b>72</b>	2,360	498	728	123	19	56	434	<b>325</b>	308	75	.308
1986	61	2,042	497	696	119	16	72	449	280	240	34	.341
1987	56	1,815	424	567	112	9	73	372	279	267	48	.312
1988	62	2,082	481	674	119	15	<b>116</b>	448	258	319	65	.324
1989	54	1,709	311	446	78	8	70	281	264	248	20	.261
1990	62	1,956	465	615	135	20	65	415	298	312	67	.314
1991	62	2,070	519	684	132	13	67	461	283	319	87	.330
1992	66	2,246	507	719	125	11	87	449	268	437	84	.320
1993	62	2,121	452	658	104	13	67	395	190	350	82	.310
1994	63	2,094	394	617	114	18	45	314	200	403	104	.295
1995	56	1,910	363	559	105	13	42	325	244	393	94	.293
1996	57	1,972	403	613	111	13	52	348	202	362	73	.311
1997	62	2,256	<b>560</b>	<b>792</b>	142	21	100	<b>491</b>	238	360	102	<b>.351</b>
1998	60	2,083	485	639	122	17	55	428	280	433	<b>153</b>	.307
1999	60	2,087	502	684	122	20	82	445	255	391	123	.328
2000	53	1,829	330	522	101	10	23	287	198	337	40	.285
2001	56	2,012	425	626	143	7	56	378	224	336	45	.311
2002	56	2,007	429	671	130	10	56	391	223	304	32	.334
2003	64	<b>2,265</b>	477	694	<b>148</b>	14	58	421	274	389	96	.306
2004	59	2,082	396	606	137	11	66	360	220	389	45	.291
2005	56	1,934	375	566	105	14	44	340	228	363	25	.293
2006	60	2,115	419	641	113	11	65	375	243	394	67	.303
2007	62	2,242	520	725	<b>148</b>	12	87	471	266	370	69	.323
2008	57	2,038	462	631	135	10	76	409	279	400	105	.310
2009	57	2,133	482	708	142	15	67	442	227	451	126	.332
2010	59	2,127	433	657	120	11	74	397	216	436	114	.309
2011	55	2,002	377	604	118	10	38	337	241	395	90	.302
2012	56	1,998	353	620	109	7	39	319	209	342	74	.310
2013	59	2,120	430	653	145	17	71	393	198	396	59	.308
2014	55	1,904	388	543	105	13	49	356	242	431	67	.285
2015	51	1,753	353	495	97	9	46	317	189	384	68	.282
2016	62	2,139	453	651	94	13	72	410	274	346	91	.304
2017	56	1,943	376	591	104	11	52	346	210	342	60	.304
2018	58	1,982	270	534	92	10	40	255	157	<b>496</b>	37	.269
2019	53	1,876	345	544	109	17	52	299	170	425	44	.290
2020 *	16	539	80	140	33	4	5	69	62	125	14	.260
2021	49	1,725	408	528	103	10	55	366	241	412	58	.306
2022	58	2,002	432	564	134	20	66	372	270	491	79	.282
2023	54	1,903	374	524	101	11	72	352	254	452	24	.275
2024	54	1,869	419	545	119	7	91	404	256	469	29	.292
2025	58	2,002	473	619	129	13	71	429	279	395	47	.309

**TEAM YEAR-BY-YEAR PITCHING STATISTICS – SINCE 1969**

YEAR	G	W-L	SV	IP	H	R	ER	ERA	BB	SO	CG	SHO
1969	25	11-14	-	67.3	56	26	17	2.27	10	14	-	-
1970	21	9-12	-	182.0	173	106	74	3.66	92	17	-	-
1971	31	20-11	5	264.1	168	99	57	<b>1.93</b>	137	320	13	
1972	30	15-15	5	259.0	224	116	71	2.46	104	223	-	2
1973	20	11-9	4	176.2	136	100	60	3.05	100	157	-	-
1974	25	11-14	3	215.0	197	138	86	3.87	144	177	8	2
1975	24	15-8	4	198.2	170	108	71	3.21	104	166	8	-
1976	31	16-15	3	266.0	231	162	90	3.04	167	212	11	-
1977	32	27-5	2	257.0	257	162	128	4.48	181	171	9	-
1978	34	20-13	2	266.0	252	195	144	4.87	163	195	19	-
1979	28	13-15	1	212.0	223	187	132	5.60	154	135	12	2
1980	37	22-15	9	298.1	320	228	174	5.25	178	192	9	0
1981	39	25-14	11	284.2	298	230	153	4.84	203	174	9	2
1982	40	28-12	10	313.0	332	232	157	4.51	196	186	11	3
1983	45	25-20	4	347.1	481	360	248	6.43	194	175	13	1
1984	57	37-20	6	437.0	445	291	213	4.38	231	248	<b>26</b>	2
1985	<b>72</b>	37-35	9	565.0	646	<b>471</b>	364	5.80	<b>365</b>	382	21	3
1986	61	33-28	9	473.2	610	460	330	6.27	282	292	14	2
1987	56	36-20	11	449.2	517	337	244	4.88	239	266	11	0
1988	62	38-24	11	474.0	571	353	262	4.97	254	291	14	2
1989	54	23-31	8	429.2	531	390	328	6.87	256	278	10	2
1990	62	37-25	12	484.2	564	378	260	4.83	251	339	11	3
1991	62	36-26	5	498.2	555	368	278	5.02	228	375	15	5
1992	66	44-21	12	551.2	598	355	251	4.09	231	446	18	4
1993	62	34-28	9	509.1	573	388	298	5.27	253	396	10	1
1994	63	45-18	14	535.2	491	233	177	2.97	244	466	9	4
1995	56	32-24	7	486.0	553	338	257	4.76	218	408	12	4
1996	57	32-24	8	482.2	542	380	282	5.26	257	416	11	2
1997	62	42-20	8	527.0	617	429	377	6.44	284	480	9	1
1998	60	45-15	15	513.1	522	301	229	4.01	236	499	8	1
1999	60	36-23	10	511.1	633	406	324	5.70	243	388	9	1
2000	53	15- <b>38</b>	4	451.2	620	432	338	6.74	212	285	3	0
2001	56	30-26	11	481.0	621	408	324	6.06	182	325	2	1
2002	56	33-23	15	482.1	552	318	246	4.59	156	372	2	5
2003	64	<b>43</b> -21	14	<b>566.1</b>	597	309	237	3.77	177	405	5	<b>6</b>
2004	59	28-31	9	517.0	<b>679</b>	395	337	5.87	163	374	3	1
2005	56	33-23	<b>17</b>	491.1	627	380	324	5.93	170	359	3	0
2006	60	33-27	12	528.0	661	392	323	5.51	184	434	0	3
2007	62	42-20	15	550.1	653	346	293	4.79	230	425	2	3
2008	57	29-28	8	504.2	585	428	355	6.33	229	432	1	1
2009	57	35-22	12	518.0	581	414	325	5.65	241	487	2	3
2010	59	37-21	12	523.1	570	380	301	5.18	267	451	3	2
2011	55	23-31	4	501.0	571	380	322	5.78	295	448	2	5
2012	56	32-24	13	495.0	507	288	231	4.20	237	399	1	3
2013	59	39-20	<b>17</b>	528.2	572	331	259	4.41	242	490	0	2
2014	55	37-18	<b>17</b>	495.1	507	280	238	4.32	241	440	4	2
2015	51	21-30	7	442.1	530	420	341	6.94	323	426	0	1
2016	62	31-31	12	540.2	643	438	379	6.31	318	<b>512</b>	1	1
2017	56	28-28	11	488.2	565	352	311	5.73	249	439	1	2
2018	58	11-47	4	495.2	625	470	<b>397</b>	7.21	279	427	3	0
2019	53	21-32	5	465.0	517	393	332	6.43	278	413	2	0
2020 *	16	8-8	3	142.0	147	81	71	4.50	71	148	1	0
2021	49	28-21	4	422.1	466	337	270	5.75				

**WESTERN CAROLINA – MISC. RECORDS, STATS**

**INDIVIDUAL GAME RECORDS**

CATEGORY	RECORD	PLAYER	OPPONENT, YEAR
Hits	7	Mitchell Hatley	Eastern Kentucky, 2009
	6	Tyler White	Elon (SoCon), 2011
	6	Danny Sells	Guilford, 1961
	6	Bob Ballance	North Georgia, 1960
Doubles	5	Aaron Attaway	Iona, 2012
Triples	2	Achieved 17 times	
		MR: Wyatt Stanley, vs. Mercer	– SoCon 2025
Home Runs	4	Skip Nelloms	UNC Asheville, 1986
RBI	9	Donovan Minero	N. C. A&T, 2001
Total Bases	17	Skip Nelloms	UNC Asheville, 1985
Last Time Hit for the Cycle		Jack Spyke	at UNCG, 2025
		Bryson Bowman	Savannah State, 2017
		Aaron Attaway	La Salle, 2014
		Bradley Strong	La Salle, 2014

**INDIVIDUAL GAME RECORDS – PITCHING**

CATEGORY	RECORD	PLAYER	OPPONENT, YEAR
Strikeouts	20	Wayne McCauley	Allen, 1971
Innings Pitched	11.2	Don Bright	VMI, 1971
No Hitters		Greg Moore	Appalachian St., 1983
		Jeff Mashburn	Appalachian St., 1982
		Rick Adair	The Citadel, 1979
		Jerry Reed	West Virginia St., 1976
Last Complete Game		3 in 2021	MR: J. Snyder @CIT (5/20/21)

**TEAM GAME RECORDS**

CATEGORY	RECORD	OPPONENT, YEAR
Hits	30	Eastern Kentucky, 2009
	30	Furman, 1993
Hits in an Inning	12	NIAGARA, 2022
	12	VMI, 1991
Runs	32	Hartford, 2008
Runs in an Inning	16	NIAGARA, 2022
	15	Holy Cross, 2015
	14	Rider, 2014
	13	VMI, 1991
	13	VMI, 1999
Home Runs	* 10	UNC Asheville, 1986
Stolen Bases	12	Catawba, 1965
Strikeouts Pitching	20	Elon (SoCon), 2011
		Allen, 1971
Largest Win Margin	28	Allen, 1971
Win Margin in a Shutout	23	Allen, 1971
Consecutive Seasonal Wins	13	During the 1991 season
Consecutive SoCon Wins	16	During the 2013 season
Double-digit Win Streaks	9	MR: 12 games in 2014
Consecutive Home Wins	21	April, 2013 through March, 2014

**SEASON FIELDING RECORDS**

Chances	606	Todd Buchanan	2003
Percentage	1.000	Kevin Bellomo	1990
		(0 errors in 136 chances)	
Putouts	575	Todd Buchanan	2003
Assists	205	Chris Moore	1997

**CAREER FIELDING RECORDS**

Chances	606	Todd Buchanan	2003
Chances	1,789	Todd Buchanan	2000-03
Pct. (min 500 chances)	.992	Todd Buchanan	2000-03
		(15 errors in 1789 chances)	
Putouts	1,691	Todd Buchanan	2000-03
Assists	667	Todd Roper	2000-03

**INDIVIDUAL SEASON RECORDS**

**– BATTING –**

Games	* 70	David Hyatt	1985
Average	.441	Bob Ballance	1960
At-Bats	269	Nick Liles	2008
Runs Scored	83	Eric Johnson	1999
Hits	102	Brent Greer	2009
	101	Kevin Bellomo	1991
	101	Keith LeClair	1988
Singles	75	Barrett Shaft	2007
	75	Rodney Hennon	1993
Doubles	27	Tyler White	2013
Triples	7	Brandon Butterworth	2023
	7	Tracy Biggs	1999
Home Runs	26	Steve Harris (t-3rd SoCon History)	1999
	25	Matt Raleigh	1992
	25	Clint Fairey	1988
Inside the Park HRs	2	Justice Bigbie	2019
Grand Slams	3 *	Pascanel Ferreras	2023
	3 *	Todd Buchanan	2002
RBI	84	Kenny Smith	2007
	84	Chris Moore	1999
Total Bases	189	Kenny Smith	2007
Slugging Percentage	.776	Matt Raleigh	1991
Times Walked	62	Chris Moore	1998
Stolen Bases	46	Eric Johnson	1999
Sacrifice Hits	13	Nobu Suzuki	2016
Hitting Streak	27	Bryson Bowman	2017
	# 27	Scott Lyman	1993

\* - Southern Conference Record (through the 2021 season)  
# - streak began in the 1992 season and carried over the the 1993 season

**– PITCHING –**

Wins	12	Jason Beverlin	1993
	12	Scott Gay	1985
W-L Pct.	1.000	Scott Gay (10-0)	1984
	1.000	Jerry Reed (10-0)	1977
ERA	0.85	Dan Kysliger	1992
Saves	14	Preston Hatcher	2013
	14	Mike Manning	1994
Appearances	40	Mike Manning	1994
Complete Games	12	Harris Pryor	1959
Shutouts	3	Rick Adair	1978
	3	Don Bright	1973
	3	Wayne McCauley	1971
Innings Pitched	125.0	Ryan Basner	2003
Strikeouts	154	Jason Beverlin	1994

## INDIVIDUAL CAREER RECORDS

### – BATTING –

Games	* 242	Matt Raleigh	1989-92
Average	.402	Keith Ebersole	1977-78
At-Bats	933	Ross Heffley	2009-12
Runs	* 251	Matt Raleigh	1989-92
Hits	354	Ross Heffley	2009-12
	336	Barrett Shaft	2005-08
Doubles	70	Rod Goldston	2000-03
Triples	15	Martin Barrow	1995-98
Home Runs	* 68	Matt Raleigh	1989-92
RBI	254	Chris Moore	1996-99
Total Bases	580	Matt Raleigh	1989-92
Slugging Percentage	.693	Matt Raleigh	1989-92
Stolen Bases	84	Wayne Tolleson	1975-78
Times Walked	182	Matt Raleigh	1989-92
Grand Slams	* 5	Todd Buchanan	2000-03

### – PITCHING –

Wins	34	Mark DiFelice (2nd SoCon History)	1995-98
W-L Pct.	.788	Scott Gay (26-7)	1983-85
ERA	1.27	Don Bright	1971-73
Saves	24	Preston Hatcher	2010-13
	22	Tyler Powell	2012-15
	22	Ryan Foster	2000-03
Appearances	121	Ryan Foster	2000-03
Complete Games	22	Rod Rogers	1962-66
Shutouts	6	Rick Adair	1977-79
	6	Don Bright	1971-73
Innings Pitched	363.2	Clark Maxwell	1994-97
Strikeouts	374	Clark Maxwell	1994-97

\* – Denotes a Southern Conference Record

## WCU TEAM TRIPLE CROWN WINNERS

YEAR	PLAYER	B AVG.	RBI	HR
2022	Pascanel Ferreras	.362	60	15
2017	Bryson Bowman	.381	59	11
2015	Bradley Strong	.344	57	10
2011	Ross Heffley	.419	65	11
2007	Kenny Smith	.390	84	20
2005	Steven Strausbaugh	.367	51	12
2004	Jared Greenwood	.338	63	21
2002	Donovan Minero	.374	62	15
1996	Alex Tolbert	.424	66	11
1994	Mike Tidick	.376	58	15
1990	Grant Brittain	.428	68	20
1985	Mike Carson	.363	56	13
1981	Mel Kinsey	.400	50	15
1977	Keith Ebersole	.423	48	6
1967	Roddy Edwards	.353	20	4
1962	Ken Morgan	.372	21	5
1961	Jim Ray	.322	22	4

## WESTERN CAROLINA'S ACADEMIC ALL-DISTRICT & ALL-AMERICA HONOREES

### Academic All-District Selections:

2025:.....Hayden Friese, Outfield  
 .....Brandon Langley, RHP  
 .....Dusty Revis, RHP  
 .....Jack Spyke, Catcher  
 .....Trent Turner, Infield  
 2024:.....Hayden Friese, Outfield  
 .....Zach Ketterman, Infield  
 .....Dusty Revis, RHP  
 .....Jack Spyke, Infield  
 .....Trent Turner, Infield  
 2023:.....Zach Ketterman, Infield  
 .....Adam Quincy, LHP  
 .....Nick Torres, RHP  
 2022:.....Zach Ketterman, Infield  
 2021:.....Daniel Walsh, Infield  
 2016:.....Kramer Ferrell, Outfield  
 2014:.....Jacob Hoyle, Infield  
 2010:.....Tyler Kirkpatrick, Infield  
 2008:.....Tyler Sexton, Pitcher  
 2007:.....Tyler Sexton, Pitcher  
 2002:.....Ryan Schade, Infield

### Academic All-America Selections:

2002:..... Ryan Schade, 1st team  
 1993:..... Rodney Hennon, 1st team  
 1992:..... Rodney Hennon, 1st team  
 1992:..... Jack Kimel, 2nd team  
 1986:..... David Hyatt, 3rd team  
 1983:.....Greg Johnson, 1st team  
 1983:..... David Hill, 1st team



### ALL-TIME RECIPIENTS

2025:.....Cam Murray, C	2017:.....Nobu Suzuki, INF
2024:.....Cole Jones, OF	2016:.....Reece Strong, INF
2023:.....Zach Ketterman, INF	2015:.....Danny Bermudez, C
2022:.....Seth Graves, OF	2014:.....Luke Gragg, UT
2021:.....Immanuel Wilder, OF	2013:.....Morgan McKinney, LHP
2020:.....Justice Bigbie, OF	2012:.....Vance Chavis, LHP
2019:.....Luke Robinson, C	2011:.....Stephen Notaro, C
2018:.....Cameron Blaquiery, INF	

**SOUTHERN CONFERENCE ANNUAL INDIVIDUAL LEADERS:**

**HITTING LEADERS**

BATTING AVERAGE		
1977	Keith Ebersole	.423
1987	Clint Fairey	.405
1990	Grant Brittain	.444
1991	Kevin Bellomo	.435
1995	Jody Henson	.401
1996	Akex Tolbert	.424
1997	Jeremy Bruce	.401
1999	Charles Thomas	.406
2011	Ross Heffley	.419
2019	Matthew Koehler	.361

RUNS		
1977	David Ball	46
1978	Wayne Tolleson	46
1984	David Hyatt	40
1988	Keith LeClair	65
1990	Anthony Jenkins	70
1991	Kevin Bellomo	77
1992	Matt Raleigh	77
1994	Rodney Hennon	65
1994	Mike Tidick	62
1997	Jeremy Bruce	82
1998	Martin Barrow	72
1999	Eric Johnson	83
2003	Alan Beck	68
2006	Barrett Shaft	68
2014	Aaron Attaway	68
2015	Bradley Strong	58
2021	Justice Bigbie	64

HITS		
1987	Keith LeClair	87
1988	Keith LeClair	101
1989	Clint Fairey	69
1991	Kevin Bellomo	101
1992	Rodney Hennon	92
1993	Rodney Hennon	87
1994	Roy Hurst	89
1997	Jeremy Bruce	99
1999	Eric Johnson	100
2013	Aaron Attaway	97
2021	Justice Bigbie	77

**DOUBLES**

1964	Bill Marovic	10
1978	Fred Brown	14
1980	Willie Carpenter	18
1985	Mike Carson	20
1987	Freddie Hailey	21
1990	Rodney Tesh	20
1991	Joey Cox	18
1992	Joey Cox	21
1993	Mike Tidick	20
1994	Roy Hurst	20
1996	Alex Tolbert	25
2003	Rod Goldston	26
2013	Tyler White	27
2014	Bradley Strong	20

**TRIPLES**

1984	Freddie Hailey	6
1985	Jim Eldredge	4
1986	Ron Huntington	4
1990	Todd Raleigh	4
1991	Matt Raleigh	5
1999	Tracy Biggs	7
2019	Matthew Koehler	5
2022	Zach Ketterman	5
2023	Brandon Butterworth	7

**HOME RUNS**

1987	Clint Fairey	19
1988	Clint Fairey	25
1989	Clint Fairey	14
	Mark Poarch	14
1990	Grant Brittain	20
1991	Matt Raleigh	19
1992	Matt Raleigh	25
1994	Mike Tidick	15
1995	Alex Tolbert	20
1997	Alex Tolbert	19
1999	Steve Harris	26
2001	Donovan Minero	17
2002	Donovan Minero	15
2003	Alan Beck	18
2004	Jared Greenwood	21
2006	Steven Strausbaugh	17
2014	Jacob Hoyle	14
	Adam Martin	14

**RUNS BATTED IN**

1977	Keith Ebersole <sup>(NCAA)</sup>	48
1986	Mike Carson	72
1987	Skip Nelloms	67
1988	Skip Nelloms	69
1991	Todd Raleigh	78
1992	Todd Raleigh	73
1993	Phillip Grundy	66
1994	Mike Tidick	58
1999	Chris Moore	84
2003	Alan Beck	71
2006	Steven Strausbaugh	64
2007	Kenny Smith	84
2014	Adam Martin	65
2021	Pascanel Ferreras	56

**BASES ON BALLS**

1983	Mel Kinsey	55
1997	Alex Tolbert	59
1998	Chris Moore	62
2005	Jared Greenwood	54
2007	Blake Murphy	52

**HIT BY PITCH**

2016	Kramer Ferrell	18
------	----------------	----

**ON-BASE PERCENTAGE**

2017	Bryson Bowman	.470
------	---------------	------

**SACRIFICE FLIES**

2017	Bryson Bowman	8
2022	Nate Stocum	6
2023	Zach Ketterman	7

**STOLEN BASES**

1977	Wayne Tolleson	26
1978	Wayne Tolleson	29
2009	Trevor Collias	30
2016	Garrett Brown	34

**FIELDING LEADERS**

FIELDING DOUBLE-PLAYS		
2004	Jared Greenwood	48
2020	Daniel Walsh	14
2021	Pascanel Ferreras	38
2022	Will Prater	40
2024	Trent Turner	38

**PITCHING LEADERS**

WINS		
1977	Jerry Reed	10
1985	Scott Gay	12
1986	Keith Smith	10
1990	Jack Kimel	10
1992	Jack Kimel	10
1993	Jason Beverlin	12
1994	Jason Beverlin	11
1997	Mark DiFelice	10
1998	Mark DiFelice	11
2013	Jeremy Null	9

SAVES		
1990	Doug Uzdilla	7
1994	Mike Manning	14
1998	David Pember	8
2007	Greg Holland	10
2013	Preston Hatcher	14
2025	Brandon Langley	8

EARNED RUN AVERAGE		
1988	Paul Menhart	3.55
2007	Drew Saberhagen	2.87
2010	Matt Benedict	3.11

STRIKEOUTS		
1984	Scott Gay	62
1985	Scott Gay	118
1989	Paul Menhart	64
1990	Paul Menhart	82
1993	Jason Beverlin	106
1994	Jason Beverlin	154
2022	Zebby Matthews	122

**SOUTHERN CONFERENCE ANNUAL TEAM LEADERS:**

**HITTING LEADERS**

TEAM BATTING AVERAGE		
1977	.322	
1980	.324	
1987	.314	
1990	.314	
1991	.330	
1992	.320	
1994	.295	
1997	.351	
1999	.328	
2001	.311	
2002	.334	
2011	.302	
2012	.310	
2021	.306	

ON-BASE PERCENTAGE		
2021	.413	

BASES ON BALLS		
2003	274	

RUNS		
2003	477	

HITS		
2003	694	
2013	653	
2025	620	

**DOUBLES**

2003	148
2004	137
2013	145
2022	134
2025	129

**TRIPLES**

2022	20
------	----

**HOME RUNS**

1977	37
1984	36
1988	112
1989	70
1990	65
1991	67
1992	87
1993	67
1997	100
1998	55
1999	82
2002	56
2003	58
2004	66
2013	71

**HIT BY PITCH**

2006	101
2010	93
2013	72
2014	82
2015	79
2016	98
2017	68
2019	86
2021	87
2022	94

**STOLEN BASES**

2009	126
------	-----

**FIELDING LEADERS**

DOUBLE-PLAYS		
2003	55	
2016	56	
2019	56	
2020	18	
2021	47	
2022	48	
2024	50	

CAUGHT STEALING BY		
2016	38	

**FIELDING**

1986	.952
1989	.961

**FIELDING ERRORS**

2009	98
2016	84

**PITCHING LEADERS**

EARNED RUN AVERAGE		
1988	4.29	
1994	2.97	
1998	4.03	
2007	4.79	

WINS		
2003	43	
2007	41	
2013	39	

SAVES		
2002	15	
2003	14	
2013	17	

**STRIKEOUTS**

1984	219
1990	339
1991	375
1992	446
1993	396
2013	490
2016	512

STRIKEOUTS LOOKING		
2025	153	

FEWEST RUNS ALLOWED		
2007	346	

FEWEST DOUBLES ALLOWED		
2012	76	
2014	72	

FEWEST TRIPLES ALLOWED		
2016	16	
2023	6	

FEWEST HOME RUNS ALLOWED		
2007	44	
2013	28	

# CATAMOUNTSPORTS.COM /// CATAMOUNT BASEBALL – SINGLE-SEASON RECORD BOOK

## SEASON BATTING AVERAGE

NAME	YEAR	H-AB	AVG.
1. Bob Balance	1960	N/A	.441
2. Kevin Bellomo	1991	101-232	.435
3. Jim Matthews	1957	N/A	.431
4. Grant Brittain	1990	77-180	.428
5. Clint Fairey	1986	65-153	.425
6. Alex Tolbert	1996	92-217	.424
7. Keith LeClair	1988	58-209	.423
Keith Ebersole	1977	47-111	.423
9. Brent Greer	2009	102-243	.420
10. Ross Heffley	2011	96-229	.419
11. Matt Raleigh	1991	92-223	.413
12. Fred Liner	1955	N/A	.409
13. Freddie Hailey	1986	58-209	.407
14. Charles Thomas	1999	99-244	.406
15. Clint Fairey	1987	77-190	.405
Greg Johnson	1983	64-158	.405
17. Jerry Gaines	1975	38-94	.404
18. Jeremy Bruce	1997	99-247	.401
Jody Henson	1995	81-202	.401
20. Mel Kinsey	1981	48-120	.400
Dwight Sherrill	1956	N/A	.400

## GAMES PLAYED IN A SEASON

NAME	YEAR	NO.
1. David Hyatt	1985	70
2. John Pust	1985	69
3. Matt Raleigh	1992	66
Rodney Hennon	1992	66
Joey Cox	1992	66
Mike Carson	1985	66
7. Brian Tebo	1985	65
Freddie Hailey	1985	65
9. Alan Beck	2003	64
Mike Tidick	1992	64
11. Rod Goldston	2003	63
Wayne Kilmer	2003	63
Mike Tidick	1994	63
Roy Hurst	1994	63
Marc Striker	1994	63
Stephen Pritchard	1994	63
Scott Lyman	1992	63
18. Matt Smith	2016	62
Kenny Smith	2007	62
Jonathan Greene	2007	62
Steven Strausbaugh	2007	62
Todd Buchanan	2003	62
Chris Moore	1997	62
Alex Tolbert	1997	62
Rodney Hennon	1993	62
Matt Raleigh	1991	62
Keith LeClair	1988	62

## GAMES STARTED IN A SEASON

NAME	YEAR	NO.
1. Matt Raleigh	1992	66
Rodney Hennon	1992	66
Joey Cox	1992	66
4. Alan Beck	2003	64
Mike Tidwick	1992	64
6. Rod Goldston	2003	63
Wayne Kilmer	2003	63
Mike Tidick	1994	63
Roy Hurst	1994	63
Stephen Pritchard	1994	63
11. Matt Smith	2016	62
Kenny Smith	2007	62
Jonathan Greene	2007	62
Marc Striker	1994	62
Chris Moore	1997	62
Alex Tolbert	1997	62
Rodney Hennon	1993	62
Matt Raleigh	1991	62
19. Danny Bermudez	2016	61
Bryson Bowman	2016	61
Blake Murphy	2007	61
John Ingram	2007	61
Steven Strausbaugh	2007	61
Todd Buchanan	2003	61
Todd Roper	2003	61

## AT BATS IN A SEASON

NAME	YEAR	NO.
1. Nick Liles	2008	269
2. Aaron Attaway	2013	267
3. Rodney Hennon	1993	266
4. Garrett Brown	2016	262
5. Nick Liles	2009	259
6. Wayne Kilmer	2003	258
Eric Johnson	1999	258
8. Chris Moore	1997	257
9. Martin Barrow	1997	256
10. Barrett Shaft	2007	255
11. Martin Barrow	1998	254
12. Todd Roper	2003	253
13. Joey Cox	1992	252
14. Tyler White	2013	251
Rodney Hennon	1992	251
16. David Hyatt	1985	250
17. Kenny Smith	2007	249
Todd Roper	2004	249
Alan Beck	2003	249
20. Rod Goldston	2003	247
Jeremy Bruce	1997	247
22. Roy Hurst	1994	246
23. Tim Hallam	2006	245
24. Barrett Shaft	2006	244
Charles Thomas	1999	244

## RUNS SCORED IN A SEASON

NAME	YEAR	NO.
1. Eric Johnson	1999	83
2. Jeremy Bruce	1997	82
3. Kevin Bellomo	1991	77
Matt Raleigh	1992	77
5. Charles Thomas	1999	76
6. Blake Murphy	2007	73
Rodney Hennon	1992	73
8. Kenny Smith	2007	72
Chris Moore	1999	72
Martin Barrow	1998	72
11. Martin Barrow	1997	71
Alex Tolbert	1997	71
13. Zach Ketterman	2022	70
14. Chris Moore	1997	69
15. Aaron Attaway	2013	68
Barrett Shaft	2006	68
Matt Raleigh	1991	68
Alan Beck	2003	68
19. Grant Brittain	1990	67
Freddie Hailey	1986	67
Freddie Hailey	1987	67

## HITS IN A SEASON

NAME	YEAR	NO.
1. Brent Greer	2009	102
2. Kevin Bellomo	1991	101
Keith LeClair	1988	101
4. Eric Johnson	1999	100
5. Charles Thomas	1999	99
Jeremy Bruce	1997	99
7. Martin Barrow	1997	98
8. Aaron Attaway	2013	97
Kenny Smith	2007	97
10. Ross Heffley	2011	96
Barrett Shaft	2007	96
12. Nick Liles	2009	95
Chris Moore	1997	95
14. Nick Liles	2008	93
15. Ross Heffley	2009	92
Alex Tolbert	1996	92
Matt Raleigh	1991	92
Rodney Hennon	1992	92
19. Scott Lyman	1992	91
20. Matt Smith	2016	90
21. Roy Hurst	1994	89
22. Chris Moore	1999	88
Matt Raleigh	1992	88
24. David Hyatt	1985	87
Joey Cox	1992	87
Rodney Hennon	1993	87

## DOUBLES IN A SEASON

NAME	YEAR	NO.
1. Tyler White	2013	27
2. Rod Goldston	2003	26
3. Alex Tolbert	1996	25
4. Kenny Smith	2007	24
5. Pascanel Ferreras	2022	22
Bryson Parks	2022	22
Brent Greer	2009	22
Nick Liles	2009	22
9. Jared Greenwood	2004	21
Jody Henson	1995	21
Joey Cox	1992	21
Freddie Hailey	1987	21
13. Bradley Strong	2014	20
Blake Murphy	2007	20
Denver Edick	2004	20
Rod Goldston	2001	20
Alan Beck	2001	20
Roy Hurst	1994	20
Rodney Tesh	1990	20
15. Matt Carson	1985	20
21. Jack Spyke	2025	19
Daylan Nanny	2019	19
Matt Johns	2010	19
Nick Liles	2008	19
Todd Buchanan	2003	19
Donovan Minero	2002	19
Austin Smithwick	1999	19
Frankie Ward	1997	19
Chris Moore	1996	19
Mike Tidick	1993	19
Scott Lyman	1992	19

## TRIPLES IN A SEASON

NAME	YEAR	NO.
1. Brandon Butterworth	2023	7
Tracy Biggs	1999	7
3. Bradley Strong	2014	6
Martin Barrow	1997	6
Freddie Hailey	1984	6
6. Zach Ketterman	2022	5
Matthew Koehler	2019	5
Bradley Strong	2015	5
Aaron Attaway	2013	5
Austin Smithwick	1999	5
Martin Barrow	1998	5
Chris Moore	1997	5
Matt Raleigh	1991	5
Jim Eldredge	1985	5
David Ball	1979	5
16. Luke Robinson	2019	4
Julian Ridings	2013	4
Bradley Strong	2013	4
Kenny Smith	2007	4
Blake Murphy	2006	4
Todd Roper	2003	4
John Connolly	1994	4
Marc Striker	1994	4
Mike Tidick	1992	4
Todd Raleigh	1990	4
Keith LeClair	1988	4
Ron Hunington	1986	4
John Pust	1985	4
Willie Carpenter	1979	4
Freddy Brown	1979	4
Mark Reeser	1978	4
Wayne Tolleson	1978	4
Jerry Gaines	1975	4

## HOME RUNS IN A SEASON

NAME	YEAR	NO.
1. Steve Harris	1999	26
2. Matt Raleigh	1992	25
Clint Fairey	1988	25
4. Skip Nelloms	1988	22
5. Jared Greenwood	2004	21
Chris Moore	1999	21
7. Nate Stocum	2024	20
Kenny Smith	2007	20
Alex Tolbert	1995	20
Grant Brittain	1990	20
11. Bryson Bowman	2016	19
Alex Tolbert	1997	19

Joey Cox	1992	19
Matt Raleigh	1991	19
Tom Malchesky	1988	19
Clint Fairey	1987	19
17. Alan Beck	2003	18
Keith LeClair	1988	18
19. Steven Strausbaugh	2006	17
Donovan Minero	2001	17
Phillip Grundy	1993	17
Todd Raleigh	1991	17

## SEASON RUNS BATTED IN

NAME	YEAR	NO.
1. Kenny Smith	2007	84
Chris Moore	1999	84
3. Todd Raleigh	1991	78
4. Donovan Minero	2001	74
5. Steve Harris	1999	73
Matt Raleigh	1992	73
7. Joey Cox	1992	72
Mike Carson	1986	72
9. Alan Beck	2003	71
10. Skip Nelloms	1987	70
11. Alex Tolbert	1997	69
J.P. Burwell	1997	69
Skip Nelloms	1988	69
14. Grant Brittain	1990	68
15. Matt Raleigh	1991	67
Keith LeClair	1988	67
17. Blake Murphy	2007	66
Chris Moore	1998	66
Alex Tolbert	1996	66
Phillip Grundy	1993	66

## TOTAL BASES IN A SEASON

NAME	YEAR	NO.
1. Kenny Smith	2007	189
2. Keith LeClair	1988	179
3. Matt Raleigh	1992	177
4. Matt Raleigh	1991	173
5. Chris Moore	1999	169
6. Joey Cox	1992	167
7. Tyler White	2013	166
8. Skip Nelloms	1988	163
9. Steve Harris	1999	162
10. Jared Greenwood	2004	160
11. Pascanel Ferreras	2022	158
Aaron Attaway	2013	158
Eric Johnson	1999	158
14. Jeremy Bruce	1997	157
15. Kevin Bellomo	1991	156
16. Grant Brittain	1990	155
17. Mike Tidick	1994	154
Tom Malchesky	1988	154
19. Brent Greer	2009	152
Chris Moore	1997	152
Alex Tolbert	1996	152
22. Ross Heffley	2011	151
Blake Murphy	2007	151
Clint Fairey	1987	151

## SLUGGING PERCENTAGE

NAME	YEAR	TB-AB	PCT.
1. Mel Kinsey	1981	104-120	.867
2. Grant Brittain	1990	155-180	.861
3. Clint Fairey	1987	151-190	.795
4. Pat Riley	1986	107-137	.781
5. Matt Raleigh	1991	173-223	.776
6. Matt Raleigh	1992	177-229	.773
7. Kenny Smith	2007	189-249	.759
8. Keith LeClair	1988	179-239	.749
9. Chris Moore	1999	169-227	.711
10. Clint Fairey	1988	125-207	.734
11. Jared Greenwood	2004	160-219	.731
12. Steve Harris	1999	162-224	.723
13. Skip Nelloms	1988	163-228	.715
14. Alan Beck	2001	128-179	.715
15. Alex Tolbert	1996	152-217	.700

# CATAMOUNTSPORTS.COM // CATAMOUNT BASEBALL – SINGLE-SEASON RECORD BOOK

## BASE ON BALLS IN A SEASON

NAME	YEAR	NO.
1. Chris Moore	1998	62
2. Alex Tolbert	1997	59
Matt Raleigh	1992	59
4. Mel Kinsey	1983	55
5. Jared Greenwood	2004	54
6. Blake Murphy	2007	52
7. Blake Murphy	2008	51
8. John Pust	1985	50
9. Grant Brittain	1990	49
10. Alan Beck	2003	47
11. Mike Carson	1985	46
12. Grant Brittain	1989	44
13. Bryson Bowman	2016	43
Matt Smith	2016	43
Charles Thomas	1999	43
Matt Raleigh	1989	43
Freddie Hailey	1987	43
Freddie Hailey	1986	43
19. David Hyatt	1985	42
20. Alan Beck	2001	41
Chris Moore	1999	41
Matt Raleigh	1990	41
Clint Fairey	1987	41

## HIT BY PITCHES IN A SEASON

NAME	YEAR	NO.
1. Cameron Dullnig	2010	25
2. Jonathan Greene	2007	22
3. Tim Hallam	2006	19
4. Immanuel Wilder	2019	18
Kramer Ferrell	2016	18
Chris Davis	2004	18
7. Tim Hallam	2005	17
8. Mitchell Hatley	2009	16
9. Immanuel Wilder	2022	15
Bryson Parks	2022	15
Luke Robinson	2019	15
Danny Bermudez	2015	15
Cameron Dullnig	2011	15
Tyler White	2011	15
Ollie Goulder	2010	15
Barrett Shaft	2008	15
Scott Lyman	1993	15
18. Brayden Corn	2025	14
Luke Robinson	2021	14
Nobu Suzuki	2017	14
Danny Bermudez	2016	14
Blake Murphy	2008	14
Barrett Shaft	2007	14
24. Austin Schultz	2010	13
Trevor Collias	2009	13
Jason Haynes	2006	13

## STRIKE OUTS IN A SEASON

NAME	YEAR	NO.
1. Alex Tolbert	1995	73
2. Zach Ketterman	2023	70
3. Matt Raleigh	1992	66
Joey Cox	1992	66
5. Caleb Robinson	2018	60
6. Zach Ketterman	2022	58
Pascanel Ferreras	2021	58
Trevor Collias	2010	58
Blake Murphy	2006	58
10. Cody Jones	2014	56
Matt Johns	2010	56
Steve Harris	1999	56
Mike Tidick	1994	56
14. Adam Martin	2014	55
Trevor Collias	2009	55
Dave McKay	1998	55
17. Pascanel Ferreras	2022	54
Bryson Parks	2022	54
19. Brayden Corn	2025	53
Justin Sparks	2018	53
21. Jacob Hoyle	2013	52
J.C. Lyons	2009	52
Nate Hall	2005	52
Alan Beck	2003	52
Todd Buchanan	2003	52
Tony Horne	1996	52
27. Nate Stocum	2023	51
Jonathan Greene	2007	51
Alex Tolbert	1997	51

## ON BASE PCT. IN A SEASON

NAME	YEAR	NO.
1. Blake Murphy	2008	.531
2. Alan Beck	2001	.515
3. Chris Moore	1995	.512
4. Kevin Bellomo	1991	.509
5. Matt Raleigh	1992	.507
6. Mitchell Hatley	2009	.506
7. Matt Raleigh	1991	.502
8. Justice Bigbie	2021	.500
Charles Thomas	1999	.500
10. Alex Tolbert	1996	.498
11. Matt Smith	2016	.495
Blake Murphy	2007	.495
13. Chris Moore	1999	.488
14. Ross Heffley	2011	.483
15. Rob Doherty	1991	.482
16. Alex Tolbert	1997	.479
17. Brent Greer	2009	.476
18. Bryson Bowman	2017	.470
19. Ross Heffley	2009	.467
Rodney Hennon	1992	.467
21. Wyatt Stanley	2025	.466
22. Mike Tidick	1994	.463
23. Barrett Shaft	2008	.462
Jared Greenwood	2005	.462
Jeremy Bruce	1997	.462
26. Jody Henson	1995	.461

## SACRIFICE FLIES IN A SEASON

NAME	YEAR	NO.
1. Bryson Bowman	2017	8
Stephen Notaro	2011	8
3. Zach Ketterman	2023	7
Jacob Hoyle	2014	7
Barrett Shaft	2006	7
Chris Moore	1999	7
J.P. Burwell	1997	7
Marc Striker	1994	7
Jody Henson	1993	7
10. Nate Stocum	2022	6
Adam Martin	2014	6
Jacob Hoyle	2012	6
Steven Strausbaugh	2007	6
Blake Murphy	2006	6
Jared Greenwood	2004	6
Frankie Ward	1998	6
Alex Tolbert	1997	6
18. Trent Turner	2025	5
Seth Graves	2022	5
Cameron Blaquiere	2018	5
Danny Bermudez	2016	5
J.D. Long	2016	5
17 OTHERS TIED		5

## SACRIFICE HITS IN A SEASON

NAME	YEAR	NO.
1. Nobu Suzuki	2016	13
2. Barrett Shaft	2008	11
Todd Roper	2003	11
Morgan Frazier	1999	11
5. Brett Pope	2015	10
Julian Ridings	2012	10
Stephen Notaro	2011	10
David Hyatt	1985	10
9. Brayden Corn	2025	9
Aaron Attaway	2011	9
Cameron Dullnig	2010	9
Matt Thrasher	1981	9
13. Nobu Suzuki	2017	8
Garrett Brown	2016	8
Aaron Attaway	2014	8
Luke Gragg	2013	8
Dylan de Graaf	2010	8
Chad Moore	1996	8
Chad Moore	1995	8
Grant Brittain	1990	8
FIVE OTHERS TIED		8

## STOLEN BASES IN A SEASON

NAME	YEAR	NO.
1. Eric Johnson	1999	46
2. Chuck Koone	1998	35
3. Garrett Brown	2016	34
4. Dylan de Graaf	2010	30

Trevor Collias	2009	30
Martin Barrow	1998	30
7. Wayne Tolleson	1978	29
Wayne Tolleson	1977	29
9. Dave McKay	1998	28
10. J.C. Lyons	2009	27
11. Matt Johns	2011	26
Wayne Kilmer	2003	26
13. Jody Henson	1995	25
14. Nick Liles	2009	24
15. Matt Johns	2010	23
Matt Raleigh	1992	23
17. Nick Liles	2008	22
Blake Murphy	2008	22
Chuck Koone	1997	22
20. Mike Tidick	1992	21
David Hill	1982	21

## STOLEN BASES ATTEMPTED

NAME	YEAR	NO.
1. Eric Johnson	1999	54
2. Garrett Brown	2016	42
3. Chuck Koone	1998	39
4. Trevor Collias	2009	35
Wayne Tolleson	1977	35
6. Dave McKay	1998	34
Wayne Tolleson	1978	34
8. Dylan de Graaf	2010	32
9. Matt Johns	2010	31
J.C. Lyons	2009	31
Wayne Kilmer	2003	31
Martin Barrow	1998	31
13. Nick Liles	2009	30
Jody Henson	1995	30
15. Blake Murphy	2008	28
16. Billy Boyd	1980	27
17. Matt Johns	2011	26
18. Bradley Strong	2015	25
Bradley Strong	2014	25
Chuck Koone	1997	25
Matt Raleigh	1992	25
David Hill	1983	25

## PUTOUTS IN A SEASON

NAME	YEAR	NO.
1. Todd Buchanan	2003	575
2. John Ingram	2007	550
3. Trey McDaniel	2006	543
4. Jared Greenwood	2004	529
5. Marc Striker	1994	525
6. Todd Buchanan	2001	524
7. Tyler White	2010	515
8. Alex Tolbert	1997	508
9. Alex Tolbert	1996	493
10. David Hyatt	1985	486
11. Trey McDaniel	2005	483
12. Todd Buchanan	2002	478
13. David Hyatt	1986	467
14. Alex Tolbert	1995	458
15. Clint Fairey	1988	456
16. Mark Poarch	1990	455
17. Dave McKay	1998	454
18. Jacob Hoyle	2014	453
19. Danny Bermudez	2016	448
20. Charlie Fonville	1984	429
21. Tyler White	2011	421
22. Tyler White	2012	414

## ASSISTS IN A SEASON

NAME	YEAR	NO.
1. Chris Moore	1997	205
2. John Pust	1985	202
3. Todd Roper	2003	200
4. Tim Hallam	2006	191
5. Austin Schultz	2010	187
6. Todd Roper	2004	183
7. Wayne Kilmer	2003	182
Rodney Hennon	1993	182
9. Chris Moore	1999	177
10. Matt Raleigh	1992	176
11. Kenny Smith	2007	174
Grant Brittain	1988	174
13. Tim Hallam	2005	171
Stephen Ruchardson	1994	171
15. John Connolly	1994	170

## SEASON FIELDING PCT. – Min 100 chances

NAME	YEAR	PO–A–E	PCT.
1. Tom Brosnahan	2021	103–7–0	1.000
Daylan Nanny	2019	150–8–0	1.000
Bryson Bowman	2017	106–6–0	1.000
J.C. Lyons	2009	110–3–0	1.000
Mike Tidick	1994	96–5–0	1.000
Marc Striker	1991	86–86–0	1.000
Kevin Bellomo	1990	132–4–0	1.000
8. Adam Martin	2014	265–30–1	.997
Keith Ebersole	1978	272–13–1	.997
10. Matt Smith	2017	222–11–1	.996
Tyler White	2011	421–28–2	.996
Todd Buchanan	2001	524–28–2	.996
Marc Striker	1994	525–23–2	.996
David Hyatt	1985	486–44–2	.996
Ted Whitworth	1972	245–20–1	.996
Gary Fishel	1972	283–8–1	.996
17. Richie Senn	1989	150–19–1	.994
Matt Ingle	1981	292–19–2	.994
19. Barrett Shaft	2007	128–6–1	.993
Barrett Shaft	2005	125–10–1	.993
J.P. Burwell	1997	245–22–2	.993
22. Matt Smith	2016	363–29–3	.992
Garrett Brown	2016	120–2–1	.992
Trey McDaniel	2005	483–25–4	.992
Todd Buchanan	2003	575–26–5	.992
Todd Buchanan	2002	478–22–4	.992
Austin Smithwick	1998	224–27–2	.992
28. Nate Stocum	2022	228–12–2	.991
Daylan Nanny	2019	297–20–3	.991
Spencer Holcomb	2018	424–368–4	.991
Danny Bermudez	2014	202–24–2	.991
Austin Neary	2013	201–13–2	.991
Adam Martin	2012	302–44–3	.991
Brian Sigmon	2003	209–18–2	.991
Mike Tidick	1993	105–5–1	.991
36. Jason Smith	2015	192–181–2	.990
Adam Martin	2013	271–36–3	.990
Cameron Dullnig	2011	92–8–1	.990
John Ingram	2007	550–32–6	.990
Marc Striker	1992	357–24–4	.990
Clint Fairey	1988	456–39–5	.990
Keith LeClair	1987	374–30–4	.990
Dennis Blake	1976	44–51–1	.990

## LOWEST ERA IN A SEASON

NAME	YEAR	NO.
1. Dan Kyslinger	1992	0.85
2. Mike Manning	1994	0.97
3. Don Bright	1972	1.09
4. Ward Withrow	1987	1.32
5. Tyler Powell	2014	1.44
6. Flip Watson	1976	1.47
Don Bright	1973	1.47
8. Rick Adair	1979	1.59
9. Aaron Kirby	1998	1.63
10. David Robinson	1981	1.70
11. Preston Hatcher	2012	1.73
12. David Robinson	1982	1.77
13. Rick Adair	1977	1.87
14. Jerry Reed	1975	2.01
15. Jerry Reed	1976	2.02
16. Zach Franklin	2022	2.06
17. Vance Chavis	2012	2.08
18. Scott Gay	1984	2.10
19. Chris Waters	1998	2.11

## WINS IN A SEASON

NAME	YEAR	NO.
1. Jason Beverlin	1993	12
Scott Gay	1985	12
3. Mark DiFelice	1998	11
Jason Beverlin	1994	11
Phillip Grundy	1991	11
Jack Kimel	1990	11
7. Derrick Hawk	2003	10
Mark DiFelice	1997	10
Jack Kimel	1992	10
Keith Smith	1986	10
Scott Gay	1984	10
Jerry Reed	1977	10
13. Jeremy Null	2013	9
Brandon Johnson	2010	9
Matt Benedict	2010	9

# CATAMOUNTSPORTS.COM /// CATAMOUNT BASEBALL – SINGLE-SEASON RECORD BOOK

Drew Saberhagen	2007	9
Aaron Kirby	1999	9
Clark Maxwell	1997	9
Phillip Grundy	1992	9
Jack Kimel	1991	9
Tim Sinicki	1988	9
Andy Rickman	1986	9
23. Bryan Sammons	2017	8
Bryan Sammons	2016	8
Jordan Smith	2014	8
Chris Masters	2008	8
Tyler Sexton	2007	8
Tyler Sexton	2006	8
Ryan Basner	2003	8
Clark Maxwell	1995	8
David Pember	1999	8
Brian Bain	1998	8
Chris Davidson	1998	8
Paul Menhart	1988	8

### LOSSES IN A SEASON

NAME	YEAR	NO.
1. Taylor Purus	2018	13
2. Gavin Mortenson	2022	9
3. Brendan Nail	2017	8
Ryan Basner	2001	8
Paul Menhart	1989	8
Stewart Keyes	1989	8
7. Davis Wright	2025	7
Chase Walter	2018	7
Jordan Smith	2011	7
Drew Saberhagen	2008	7
Phillip Grundy	1993	7
12. Zebby Matthews	2022	6
Chase Walter	2019	6
Tristan Baker	2018	6
Brendan Nail	2016	6
Mike Tavernier	2009	6
Tyler Sexton	2006	6
Seth Foster	2003	6
Jared Burton	2002	6
Aaron Kirby	2000	6
Mark DiFelice	1996	6
Clark Maxwell	1995	6
Dale Pilgrim	1995	6
Joe Jack Sellers	1995	6
Paul Menhart	1990	6
Gary Shamp	1986	6
Ken Hare	1984	6
Randy Sims	1979	6

### WINNING PCT. IN A SEASON – Min 10 decisions

NAME	YEAR	W-L	PCT.
1. Scott Gay	1984	10-0	1.000
Jerry Reed	1977	10-0	1.000
3. Drew Saberhagen	2007	9-1	.900
4. Jason Beverlin	1993	12-2	.857
5. Mark DiFelice	1998	11-2	.846
6. Derrick Hawk	2003	10-2	.833
7. Clark Maxwell	1997	9-2	.818
Andy Rickman	1986	9-2	.818
9. Bryan Sammons	2014	7-2	.778
9. Mark DiFelice	1997	10-3	.769
Jack Kimel	1992	10-3	.769

### APPEARANCES IN A SEASON

NAME	YEAR	NO.
1. Mike Manning	1994	40
2. Luke Miller	2005	37
Ryan Foster	2001	37
4. Tyler Powell	2013	34
Andrew Chilcoat	2011	34
Andrew Chilcoat	2010	34
7. Brandon Johnson	2010	33
Greg Holland	2007	33
9. Preston Hatcher	2013	32
Jonathan Waszak	2013	32
Brian McCullen	2006	32
12. Colton Davis	2016	31
Chris Masters	2007	31
Greg Holland	2006	31
15. Korey Anderson	2017	30
Brian McCullen	2004	30
Ryan Foster	2000	30
Withrow Ward	1988	30

19. Preston Hatcher	2012	29
Garrett Ozar	2009	29
Brian Barnes	2003	29
Ryan Foster	2002	29
Erik Turnrose	1999	29
Rob Hoover	1999	29

### GAMES STARTED IN A SEASON

NAME	YEAR	NO.
1. Bryan Sammons	2016	18
Ryan Basner	2003	18
Jack Kimmel	1990	18
4. Brad Josey	2004	17
Brad Josey	2003	17
Clark Maxwell	1995	17
7. Brendan Nail	2016	16
Drew Saberhagen	2007	16
Tyler Sexton	2007	16
Jason Beverlin	1994	16
Jason Beverlin	1993	16
Phillip Grundy	1992	16
Brian Bain	1997	16
14. Dusty Revis	2025	15
Davis Wright	2025	15
Gavin Mortenson	2022	15
Taylor Purus	2018	15
Bryan Sammons	2017	15
Brendan Nail	2017	15
Jeremy Null	2014	15
Jordan Smith	2014	15
Jordan Smith	2013	15
Jordan Smith	2012	15
Morgan McKinney	2012	15
Mike Tavernier	2009	15
Drew Saberhagen	2008	15
Tyler Sexton	2006	15
Seth Foster	2003	15
Jared Burton	2002	15
David Pember	1999	15
Chris Davidson	1998	15
Kevin Roxrode	1994	15
Patrick Kendrick	1991	15
Phillip Grundy	1991	15
Jack Kimel	1991	15
Paul Menhart	1990	15
Scott Gay	1985	15
Gary Shamp	1985	15

### COMPLETE GAMES IN A SEASON

NAME	YEAR	NO.
1. Phillip Grundy	1991	9
2. Phillip Grundy	1992	8
Jack Kimel	1992	8
Ken Hare	1984	8
Rick Adair	1978	8
Rick Adair	1979	8
7. Scott Gay	1985	7
Scott Gay	1984	7
9. Paul Menhart	1988	6
Clark Maxwell	1995	6
Jerry Reed	1976	6

### SHUTOUTS IN A SEASON

NAME	YEAR	NO.
1. Zebby Matthews	2021	2
Jordan Smith	2011	2
Jared Burton	2002	2
Clark Maxwell	1995	2
Tim Sinicki	1988	2
Jack Kimel	1990	2
Paul Menhart	1989	2
Rick Adair	1979	2

### MOST SAVES IN A SEASON

NAME	YEAR	NO.
1. Preston Hatcher	2013	14
Mike Manning	1994	14
3. Tyler Powell	2014	13
4. Preston Hatcher	2012	10
Greg Holland	2007	10
6. Greg Holland	2006	9
Dan Kyslinger	1992	9
Ward Withrow	1988	9
9. Brandon Langley	2025	8

Daniel Ottone	2009	8
David Pember	1998	8
12. Tyler Powell	2015	7
Daniel Ottone	2010	7
Ryan Foster	2003	7
Ryan Foster	2001	7
Doug Uzdilla	1990	7
Ward Withrow	1987	7
David Ray Robinson	1982	7
David Ray Robinson	1981	7
20. Clint Ramsey	2005	6
Ryan Foster	2002	6
Mike Manning	1993	6

### INNINGS PITCHED IN A SEASON

NAME	YEAR	NO.
1. Ryan Basner	2003	125.0
2. Jason Beverlin	1994	124.1
3. Clark Maxwell	1995	123.1
4. David Pember	1999	119.2
5. Scott Gay	1985	113.1
6. Phillip Grundy	1992	110.1
7. Drew Saberhagen	2007	106.2
8. Jason Beverlin	1993	105.1
9. Jordan Smith	2014	105.0
10. Bryan Sammons	2017	104.1
11. Brad Josey	2003	104.0
12. Jared Burton	2002	103.0
13. Clark Maxwell	1997	102.2
14. Jack Kimel	1990	101.1
15. Jeremy Null	2014	101.0
Brad Josey	2004	101.0

### HITS ALLOWED IN A SEASON

NAME	YEAR	NO.
1. David Pember	1999	153
2. Brad Josey	2004	128
3. Ryan Basner	2003	122
Aaron Kirby	1999	122
5. Jack Kimel	1990	120
6. Jared Burton	2001	119
7. Bryan Sammons	2016	116
Jack Kimel	1991	116
9. Tyler Sexton	2006	115
10. Drew Saberhagen	2007	114
11. Jack Kimel	1992	111
12. Tyler Sexton	2007	110

### RUNS ALLOWED IN A SEASON

NAME	YEAR	NO.
1. Tristan Baker	2018	82
David Pember	1999	82
3. Brian Bain	1997	78
Keith Smith	1986	78
5. Jack Kimel	1990	77
6. Aaron Kirby	1999	76
7. Chris Davidson	1997	75
8. Mike Tavernier	2009	74
Drew Saberhagen	2008	74
10. Taylor Purus	2018	73
Lin Stadler	1983	73
12. Aaron Kirby	2000	72
Ken Hare	1983	72
14. Clark Maxwell	1996	71
15. Brendan Nail	2017	70

### EARNED RUNS ALLOWED IN A SEASON

NAME	YEAR	NO.
1. Taylor Purus	2018	70
2. Tristan Baker	2018	66
Brian Bain	1997	66
4. Brendan Nail	2017	65
5. Bryan Sammons	2016	64
6. Chris Davidson	1997	63
Clark Maxwell	1996	63
8. Drew Saberhagen	2008	62
Aaron Kirby	1999	62
10. Paul Menhart	1989	61
11. Jack Kimel	1990	59
12. Taylor Purus	2019	58
David Pember	1999	58
Aaron Kirby	2000	58
14. Jackie Slaughter	1987	54

### STRIKEOUTS IN A SEASON

NAME	YEAR	NO.
1. Jason Beverlin	1994	154
2. Clark Maxwell	1995	124
3. Zebby Matthews	2022	122
4. Scott Gay	1985	118
5. Chase Walter	2019	114
6. Mark DiFelice	1998	110
7. Jeremy Null	2013	109
8. Bryan Sammons	2017	108
9. Jason Beverlin	1993	106
10. Jared Burton	2002	105
11. Clark Maxwell	1997	102
12. Clark Maxwell	1996	101
13. Taylor Purus	2018	100
Brendan Nail	2017	100
15. Chris Masters	2009	99
16. Jeremy Null	2014	93
17. Ryan Basner	2003	91
Phillip Grundy	1991	91
19. Colton Davis	2016	89
Bryan Sammons	2016	89
Phillip Grundy	1992	89
Rick Adair	1977	89
23. Davis Wright	2025	88
24. Chris Davidson	1998	87
Mark DiFelice	1997	87

### WALKS ALLOWED IN A SEASON

NAME	YEAR	NO.
1. Scott Gay	1985	66
2. Clark Maxwell	1996	63
3. Bryan Sammons	2016	59
4. Paul Menhart	1989	57
5. Bryan Sammons	2015	56
Clark Maxwell	1995	56
7. Jason Beverlin	1994	55
Paul Menhart	1990	55
Jason Beverlin	1993	55
10. Taylor Purus	2018	51
Clark Maxwell	1997	51
Phillip Grundy	1991	51
13. Brian Bain	1997	50
Bill Donovan	1985	50

### OPPONENT SEASON BATTING AVG.

Min 20 app – or – 200 AB

NAME	YEAR	H-AB	AVG.
1. Tyler Powell	2014	17–90	.189
2. Zach Franklin	2022	41–202	.203
3. Daniel Ottone	2010	19–69	.210
4. Brandon Johnson	2011	35–163	.215
5. Vance Chavis	2012	21–97	.216
6. Andrew Chilcoat	2011	26–120	.217
7. Brandon Langley	2025	28–126	.222
Brandon McDowell	2003	54–243	.222
9. Bryan Sammons	2017	84–376	.223
10. Greg Holland	2006	48–213	.225
11. Clark Maxwell	1997	83–432	.226
12. Chris Masters	2008	58–256	.227
Derrick Hawk	2003	51–225	.227
14. Tyler Powell	2013	31–136	.228
Brian Bain	1996	60–298	.228
16. Jeremy Null	2014	87–378	.230
17. Clark Maxwell	1995	107–540	.231
18. Brandon Johnson	2010	44–190	.232
Dusty Revis	2025	73–308	.237
20. Chris Waters	1998	34–155	.238
21. Daniel Ottone	2009	31–129	.240
22. Morgan McKinney	2012	76–313	.243
Chris Masters	2007	52–214	.243
24. Chris Masters	2009	80–323	.248
25. Jack Snyder	2021	42–169	.249
26. Brian Bain	1998	87–406	.250
Phillip Grundy	1991	97–388	.250
28. Mark DiFelice	1998	95–421	.252
29. Zebby Matthews	2022	94–372	.253
30. Zach Franklin	2018	49–193	.254
Clark Maxwell	1996	85–405	.254

# CATAMOUNTSPORTS.COM /// CATAMOUNT BASEBALL – CAREER RECORD BOOK

### CAREER BATTING AVERAGE

*Min. 2 years played and 100 AB*

NAME	YEARS	H-AB	AVG.
1. Keith Ebersole	1977-78	98-244	.402
2. Clint Fairey	1986-89	284-737	.385
3. Ross Heffley	2009-12	354-933	.379
4. Donovan Minero	2001-02	166-441	.376
5. Keith LeClair	1985-88	247-658	.375
6. Charles Thomas	1998-2000	250-668	.374
7. Chris Moore	1996-99	311-837	.372
8. Greg Johnson	1980-83	107-291	.368
9. Barrett Shaft	2005-08	336-929	.362
Freddie Hailey	1984-87	286-790	.362
11. Matt Raleigh	1989-92	302-837	.361
12. Willie Carpenter	1977-80	168-468	.359
13. Brent Greer	2007-09	215-617	.356
14. Bryson Bowman	2016-17	157-445	.353
Kevin Bellomo	1988-91	246-696	.353
16. Mel Kinsey	1980-83	165-469	.352
17. Alex Tolbert	1994-97	246-701	.351
18. Jody Henson	1992-95	215-617	.351
19. Nick Liles	2007-09	264-755	.350
Jeremy Bruce	1997-98	151-432	.350
Mike Carson	1984-87	263-752	.350
22. Justice Bigbie	2018-21	242-696	.348
Pat Riley	1985-86	65-187	.348
Ryan Schade	2000-02	157-453	.347
Skip Nelloms	1985-88	264-762	.346
26. Martin Barrow	1995-98	262-759	.345
Mike Tidick	1990-94	270-782	.345
Billy Boyd	1978-80	1123-357	.345
29. Eric Johnson	1997-99	144-418	.344
30. Scott Lyman	1990-93	208-608	.342
31. Alan Beck	2000-03	285-835	.341

### GAMES PLAYED IN A CAREER

NAME	YEARS	NO.
1. Matt Raleigh	1989-92	242
2. Mike Tidick	1990-94	233
Freddie Hailey	1984-87	233
4. Tyler White	2010-13	228
Barrett Shaft	2005-08	228
6. Will Prater	2018-22	225
Eric Whitson	1992-95	225
8. Todd Roper	2001-04	223
9. Rod Goldston	2000-03	222
10. Ross Heffley	2009-12	221
11. Bradley Strong	2012-15	220
Chris Davis	2002-05	220
Alan Beck	2000-03	220
Chris Moore	1996-99	220
Mike Carson	1984-87	220
16. Grant Brittain	1987-90	218
Clint Fairey	1986-89	218
18. Matt Smith	2014-17	216
Blake Murphy	2004-08	214
Skip Nelloms	1985-88	214
21. Kevin Bellomo	1988-91	213
22. Aaron Attaway	2011-14	212
Todd Buchanan	2000-03	212
Rodney Tesh	1988-81	212

### GAMES STARTED IN A CAREER

*(Stat not kept until 1991)*

NAME	YEARS	NO.
1. Barrett Shaft	2005-08	226
2. Ross Heffley	2009-12	221
3. Tyler White	2010-13	220
Chris Moore	1996-99	220
5. Alan Beck	2000-03	215
6. Todd Roper	2001-04	213
Rod Goldston	2000-03	213
8. Bradley Strong	2012-15	210
9. Will Prater	2018-22	208
10. Aaron Attaway	2011-14	206
11. Todd Buchanan	2000-03	205
12. Blake Murphy	2004-08	204
13. Eric Whitson	1992-95	203
14. Mike Tidick	1990-94	202

### MOST AT BATS IN A CAREER

NAME	YEARS	NO.
1. Ross Heffley	2009-12	933
2. Barrett Shaft	2005-08	929
3. Tyler White	2010-13	882
4. Todd Roper	2001-05	875
5. Aaron Attaway	2011-14	858
6. Rod Goldston	2000-03	848
7. Bradley Strong	2012-15	839
8. Chris Moore	1996-99	837
Matt Raleigh	1989-92	837
10. Alan Beck	2000-03	835
11. Todd Buchanan	2000-03	801

12. Freddie Hailey	1984-87	790
13. Mike Tidick	1990-94	782
14. Skip Nelloms	1985-88	762
15. Martin Barrow	1995-98	759
16. Blake Murphy	2004-08	757
17. Nick Liles	2007-09	755
18. Mike Carson	1984-87	752

### RUNS SCORED IN A CAREER

NAME	YEARS	NO.
1. Matt Raleigh	1989-92	251
2. Chris Moore	1996-99	240
3. Alan Beck	2000-03	216
Freddie Hailey	1984-87	216
5. Martin Barrow	1995-98	207
6. Barrett Shaft	2005-08	204
7. Todd Roper	2001-04	200
8. Rod Goldston	2000-03	197
9. Matt Johns	2008-11	193
Kevin Bellomo	1988-91	193
11. Skip Nelloms	1985-88	192
12. Blake Murphy	2004-08	190
13. Bradley Strong	2012-15	186
Clint Fairey	1986-89	186
15. Mike Tidick	1990-94	185
16. Ross Heffley	2009-12	184
17. Aaron Attaway	2011-14	180
Alex Tolbert	1994-97	180
19. Todd Buchanan	2000-03	177
20. Keith LeClair	1985-88	175

### HITS IN A CAREER

NAME	YEARS	NO.
1. Ross Heffley	2009-12	354
2. Barrett Shaft	2005-08	336
3. Chris Moore	1996-99	311
4. Matt Raleigh	1989-92	302
5. Tyler White	2010-13	287
6. Freddie Hailey	1984-87	286
7. Alan Beck	2000-03	285
8. Clint Fairey	1986-89	284
9. Will Prater	2018-22	274
10. Todd Roper	2001-04	271
11. Bradley Strong	2012-15	270
Mike Tidick	1990-94	270
13. Aaron Attaway	2011-14	264
Nick Liles	2007-09	264
Skip Nelloms	1985-88	264
16. Mike Carson	1984-87	263
17. Martin Barrow	1995-98	262
18. Rod Goldston	2000-03	261
19. Todd Buchanan	2000-03	258
20. Barrett Shaft	2005-08	253
21. Charles Thomas	1998-2000	250
22. Keith LeClair	1985-88	247
23. Blake Murphy	2004-08	246
Alex Tolbert	1994-97	246
Kevin Bellomo	1988-91	246

### DOUBLES IN A CAREER

NAME	YEARS	NO.
1. Rod Goldston	2000-03	70
2. Chris Moore	1996-99	68
3. Tyler White	2010-13	64
4. Ross Heffley	2009-12	63
5. Barrett Shaft	2005-08	62
Mike Carson	1984-87	62
7. Blake Murphy	2004-08	60
Alan Beck	2000-03	60
9. Matt Raleigh	1989-92	56
10. Bradley Strong	2012-15	55
Matt Johns	2008-11	55
12. Alex Tolbert	1994-97	54
Mike Tidick	1990-94	54
14. Nick Liles	2007-09	52
Todd Buchanan	2000-03	52
16. Todd Roper	2001-04	50
17. Pascanel Ferreras	2021-23	49
18. Brent Greer	2007-09	48
Joey Cox	1989-92	48
20. Barrett Shaft	2005-08	46
Steven Strausbaugh	2005-07	46
Skip Nelloms	1985-88	46
23. Chris Davis	2002-05	45
24. Justice Bigbie	2018-21	44
Kevin Bellomo	1988-91	44
26. Martin Barrow	1995-98	43
Todd Raleigh	1988-91	43
Rodney Tesh	1988-91	43
Freddie Hailey	1984-87	43

### MOST TRIPLES IN A CAREER

NAME	YEARS	NO.
1. Bradley Strong	2012-15	18
2. Martin Barrow	1995-98	15
Danny Jones	1964-67	13
4. Will Prater	2018-22	12
5. Freddie Hailey	1984-87	11
6. David Ball	1977-79	10
Matthew Koehler	2015-19	9
Tracy Biggs	1997-2000	9
Chris Moore	1996-99	9
Skip Nelloms	1985-88	9
John Sust	1982-85	9
Freddy Brown	1976-79	9
Wayne Tolleson	1975-78	9
14. Aaron Attaway	2011-14	8
Todd Roper	2001-04	8
Matt Stillwell	1995-98	8
Mike Tidick	1990-94	8
Matt Raleigh	1989-92	8
Kevin Bellomo	1988-91	8
Jim Reinicker	1978-82	8
Willie Carpenter	1977-80	8

### MOST HOME RUNS IN A CAREER

NAME	YEARS	NO.
1. Matt Raleigh	1989-92	68
2. Clint Fairey	1986-89	61
3. Alex Tolbert	1994-97	51
4. Chris Moore	1996-99	50
5. Blake Murphy	2004-08	47
Skip Nelloms	1985-88	47
7. Alan Beck	2000-03	45
8. Pascanel Ferreras	2021-23	43
9. Steven Strausbaugh	2005-07	41
10. Mike Carson	1984-87	40
11. Kevin Bellomo	1988-91	37
12. Ross Heffley	2009-12	35
13. Adam Martin	2011-14	34
Mike Tidick	1990-94	34
15. Jacob Hoyle	2012-15	33
Jonathan Greene	2005-07	33
17. Donovan Minero	2001-02	32
Grant Brittain	1987-90	32
19. Mark Poarch	1987-90	31
Mel Kinsey	1980-83	31
21. Bryson Bowman	2016-17	30
22. Jared Greenwood	2004-05	29
Steve Harris	1988-89	29
24. Keith LeClair	1985-88	28
25. Justice Bigbie	2018-21	27
Matt Johns	2008-11	27
Phillip Grundy	1992-93	27
Charlie Fonville	1981-84	27

### RUNS BATTED IN FOR A CAREER

NAME	YEARS	NO.
1. Chris Moore	1996-99	254
2. Matt Raleigh	1989-92	239
3. Ross Heffley	2009-12	222
Alan Beck	2000-03	222
5. Skip Nelloms	1985-88	212
6. Blake Murphy	2004-08	205
7. Clint Fairey	1986-89	199
8. Alex Tolbert	1994-97	198
9. Mike Carson	1984-87	197
10. Todd Buchanan	2000-03	181
11. Pascanel Ferreras	2021-23	169
12. Steven Strausbaugh	2005-07	168
13. Jacob Hoyle	2012-15	165
14. Bradley Strong	2012-15	163
15. Tyler White	2010-13	159
16. Adam Martin	2011-14	158
Mike Tidick	1990-94	158
18. Freddie Hailey	1984-87	156
Mel Kinsey	1980-83	156
20. Justice Bigbie	2018-21	154
21. Rod Goldston	2000-03	153
J.P. Burwell	1994-97	150
23. Matt Smith	2014-17	148
24. Matt Johns	2008-11	146
Keith LeClair	1985-88	146
26. Jonathan Greene	2005-07	145
Mark Poarch	1987-90	145

### TOTAL BASES IN A CAREER

NAME	YEARS	NO.
1. Matt Raleigh	1989-92	580
2. Chris Moore	1996-99	545
3. Ross Heffley	2009-12	532
4. Alan Beck	2000-03	488
5. Clint Fairey	1986-89	484
6. Skip Nelloms	1985-88	462
7. Blake Murphy	2004-08	331

Alex Tolbert	1994-97	459
9. Mike Carson	1984-87	467
10. Barrett Shaft	2005-08	448
11. Zach Ketterman	2021-24	445
12. Mike Tidick	1990-94	442
13. Bradley Strong	2012-15	421
14. Tyler White	2010-13	419
15. Kevin Bellomo	1988-91	415
16. Pascanel Ferreras	2021-23	411
17. Steven Strausbaugh	2005-07	397
18. Todd Buchanan	2000-03	394
19. Matt Johns	2008-11	388
20. Rod Goldston	2000-03	387
21. Keith LeClair	1985-88	383
22. Martin Barrow	1995-98	377
23. Aaron Attaway	2011-14	370
24. Nick Liles	2007-09	366
25. Jacob Hoyle	2012-15	360
26. Freddie Hailey	1984-87	354

### CAREER SLUGGING PERCENTAGE

NAME	YEARS	TB-AB	PCT.
1. Pat Riley	1985-86	139-187	.743
2. Steve Harris	1998-99	196-264	.742
3. Keith Ebersole	1977-78	175-244	.717
4. Matt Raleigh	1989-92	580-873	.693
5. Donovan Minero	2001-02	293-441	.664
6. Clint Fairey	1986-89	484-737	.657
7. Alex Tolbert	1994-97	459-701	.655
8. Chris Moore	1996-99	545-837	.651
9. Bryson Bowman	2016-17	285-445	.640
10. Phillip Grundy	1992-93	203-319	.636
11. Pascanel Ferreras	2021-23	411-657	.626
12. Jared Greenwood	2004-05	255-408	.625
13. Mike Carson	1984-87	457-752	.608
14. Blake Murphy	2004-08	459-757	.606
Skip Nelloms	1985-88	462-762	.606
16. Jim Reinicker	1978-82	158-261	.605
17. Steven Strausbaugh	2005-07	397-665	.597
18. Kevin Bellomo	1988-91	415-696	.596
19. Charlie Fonville	1981-84	286-487	.587
20. Alan Beck	2000-03	488-835	.584
21. Keith LeClair	1985-88	383-658	.582
22. Willie Carpenter	1977-80	268-468	.573

**STRIKE OUTS IN A CAREER**

NAME	YEARS	NO.
1. Zach Ketterman	2021-24	225
2. Matt Raleigh	1989-92	201
3. Blake Murphy	2004-08	180
4. Caleb Robinson	2015-18	175
5. Alex Tolbert	1994-97	173
6. Alan Beck	2000-03	165
7. Matthew Koehler	2015-19	163
Adam Martin	2011-14	163
9. Eric Whitson	1992-95	162
10. Will Prater	2018-22	160
11. Aaron Attaway	2011-14	155
12. Jacob Hoyle	2012-15	153
Brian Tebo	1983-86	153
14. Cody Jones	2011-14	150
15. Matt Stillwell	1995-98	149
16. Danny Bermudez	2013-16	148
17. Pascanel Ferreras	2021-23	146
18. Mike Tidick	1990-94	140
19. Matt Johns	2008-11	137
20. Joey Cox	1989-92	136
21. Todd Buchanan	2000-03	133
22. Dave McKay	1995-98	130
Tony Horne	1993-86	130
Marc Striker	1991-94	130
25. Luke Robinson	2017-21	128
26. Jonathan Greene	2005-07	126
27. Dykota Spiess	2011-14	125
28. Tyler Kirkpatrick	2007-10	124
29. Bradley Strong	2012-15	121
Martin Barrow	1995-98	121

**CAREER ON-BASE PERCENTAGE**

*Sac Flies not kept until 1991*

NAME	YEARS	PCT.
1. Bryson Bowman	2016-17	.456
2. Ross Heffley	2009-12	.452
3. Blake Murphy	2004-08	.449
4. Matt Smith	2014-17	.446
5. Barrett Shaft	2005-08	.436
6. Pascanel Ferreras	2021-23	.433
7. Brent Greer	2007-09	.432
8. Justice Bigbie	2018-21	.424
9. Steven Strausbaugh	2005-07	.421
10. Jonathan Greene	2005-07	.415
11. Danny Bermudez	2013-16	.408
12. Nick Liles	2007-09	.407
13. Kramer Ferrell	2015-16	.406
14. Tyler White	2010-13	.405
15. Charles Thomas	1998-2000	.397
16. Zach Ketterman	2021-24	.396
17. Donovan Minero	2001-02	.391
Chris Moore	1996-99	.391
19. Will Prater	2018-22	.386
Scott Lyman	1990-93	.386
21. Eric Johnson	1997-99	.383
22. Matthew Koehler	2015-19	.381
23. Bradley Strong	2012-15	.380
Tim Hallam	2005-06	.378
25. Jacob Hoyle	2012-15	.377
Steve Harris	1998-99	.377
27. Luke Robinson	2017-21	.374
Alan Beck	2000-03	.374
29. Mike Tidick	1990-94	.373
30. Aaron Attaway	2011-14	.371
Jeremy Bruce	1997-98	.371
32. Chris Davis	2002-05	.370

**SACRIFICE FLIES IN A CAREER**

*Sac Flies & Sac Hits were one stat until 1991*

NAME	YEARS	NO.
1. Jacob Hoyle	2012-15	18
2. Chris Moore	1996-99	17
3. J.P. Burwell	1994-97	15
4. Tyler White	2010-13	14
5. Alex Tolbert	1994-97	14
6. Bryson Bowman	2016-17	13
Bradley Strong	2012-15	13
Steven Strausbaugh	2005-07	13
9. Zach Ketterman	2021-24	12
Aaron Attaway	2011-14	12
Adam Martin	2011-14	12
Ross Heffley	2009-12	12
Blake Murphy	2004-08	12
14. Matt Smith	2014-17	11
Dykota Spiess	2011-14	11
Stephen Notaro	2008-11	11
Barrett Shaft	2005-08	11
Todd Roper	2001-04	11
19. Luke Robinson	2017-21	10
Jonathan Greene	2005-07	10
Jeff Szikszai	1996-98	10
Marc Striker	1991-94	10

**SACRIFICE HITS IN A CAREER**

*Sac Flies & Sac Hits were one stat until 1991*

Name	Years	No.
1. Todd Roper	2001-04	28
2. Ron Huntington	1983-86	25
3. Barrett Shaft	2005-08	22
4. Nobu Suzuki	2016-17	21
Bradley Strong	2012-15	21
6. Stephen Notaro	2008-11	19
Chad Moore	1992-96	19
Grant Brittain	1987-90	19
Mike Carson	1984-87	19
10. Matt Johns	2008-11	18
Clint Fairey	1986-89	18
Skip Nelloms	1985-88	18
13. Robbie Gordon	1985-88	17
14. Brett Pope	2015-17	16
Dylan de Graaf	2007-10	16
Brent Greer	2007-09	16
Rodney Tesh	1988-91	16
Matt Thrasher	1980-82	16

**STOLEN BASES IN A CAREER**

NAME	YEARS	NO.
1. Wayne Tolleson	1975-78	84
2. Bradley Strong	2012-15	65
3. Matt Johns	2008-11	64
4. Mike Tidick	1990-94	63
5. Martin Barrow	1995-98	62
6. Eric Johnson	1997-99	59
7. David Hill	1980-83	58
8. Chuck Koone	1997-98	57
9. Dave McKay	1995-98	53
10. Nick Liles	2007-09	51
Jody Henson	1992-95	51
12. Matt Raleigh	1989-92	47
Gary Fishel	1972-75	47
14. Garrett Brown	2012-16	45
15. Willie Carpenter	1977-80	43
16. Matthew Koehler	2015-19	41
Aaron Attaway	2011-14	41
Blake Murphy	2004-08	41
19. Freddie Hailey	1984-87	40
20. Charles Thomas	1998-2000	38
21. Billy Boyd	1978-80	37
22. Kevin Bellomo	1988-91	36
23. Brett Pope	2015-17	35
Chad Moore	1992-96	35
25. Alan Beck	2000-03	33
Matt Stillwell	1995-98	33
27. Matt Smith	2014-17	32
28. Will Prater	2018-22	30
Trevor Collias	2009-10	30
30. Wayne Kilmer	2003-04	29
Eric Whitson	1992-95	29
32. Zach Ketterman	2021-24	28

**CAREER STOLEN BASE ATTEMPTS**

NAME	YEARS	NO.
1. Wayne Tolleson	1975-78	101
2. Bradley Strong	2012-15	84
3. Matt Johns	2008-11	81
4. Mike Tidick	1990-94	75
5. Martin Barrow	1995-98	74
6. Dave McKay	1995-98	71
7. Eric Johnson	1997-99	69
8. David Hill	1980-83	65
9. Chuck Koone	1997-98	64
10. Jody Henson	1992-95	63
11. Nick Liles	2007-09	61
12. Garrett Brown	2012-16	56
13. Matthew Koehler	2015-19	52
Charles Thomas	1998-2000	52
15. Aaron Attaway	2011-14	51
Matt Raleigh	1989-92	51
17. Blake Murphy	2004-08	50
Todd Roper	2001-04	50
Billy Boyd	1978-80	50

**PUTOUTS IN A CAREER**

NAME	YEARS	NO.
1. Todd Buchanan	2000-03	1,691
2. Alex Tolbert	1994-97	1,465
3. Tyler White	2010-13	1,438
4. Marc Striker	1991-94	1,353
5. Danny Bermudez	2012-16	1,242
6. Luke Robinson	2017-2021	1,083
7. Adam Martin	2011-14	1,082
8. J.P. Burwell	1994-97	1,034
9. Trey McDaniel	2005-06	1,026
10. Roy Hurst	1992-94	1,014
11. Don Ingle	1979-80	989
12. Tyler White	2010-11	936

13. Blake Murphy	2004-07	867
14. Jacob Hoyle	2012-15	855
15. Clint Fairey	1986-89	807
16. Brian Sigmon	2001-04	805
17. Spencer Holcomb	2015-18	763
18. Charlie Fonville	1981-84	749
19. Todd Raleigh	1988-91	746
20. Jared Greenwood	2004-05	734

**MOST ASSISTS IN A CAREER**

Name	Years	No.
1. Todd Roper	2001-04	667
2. Chris Moore	1996-99	631
3. Aaron Attaway	2011-14	591
4. Grant Brittain	1987-90	548
5. Bradley Strong	2012-15	539
6. Matt Raleigh	1989-92	518
7. Ross Heffley	2009-12	513
8. Ron Huntington	1983-86	460
9. John Pust	1982-85	453
10. Will Prater	2018-22	439
11. Pascanel Ferreras	2021-23	411
12. Zach Ketterman	2021-24	406
13. Robbie Gordon	1985-88	402
14. Rodney Hennon	1990-93	392
15. Chris Davis	2002-05	387
16. Brent Greer	2007-09	385
17. Eric Whitson	1992-95	376
18. Tim Hallam	2005-06	362
19. Brett Pope	2015-17	352
20. Nick Liles	2007-09	348
21. Andy Dunn	1988-91	329
22. Jim Eldredge	1984-86	327
23. Wayne Tolleson	1975-78	323
24. Dale Fox	1972-75	317
25. Jeff Szikszai	1996-98	307

**ERRORS COMMITTED IN A CAREER**

NAME	YEARS	NO.
1. Matt Raleigh	1989-92	88
2. Chris Moore	1996-99	87
Eric Whitson	1992-95	87
4. Grant Brittain	1987-90	84
5. Ron Huntington	1983-86	69
6. Aaron Attaway	2011-14	59
7. John Pust	1982-85	58
8. Pascanel Ferreras	2021-23	57
9. J.D. Long	2013-17	56
10. Jim Eldredge	1984-86	54
11. Chet Greeson	1979-82	51
12. Chris Davis	2002-05	49
13. Andy Dunn	1988-91	48
14. Todd Roper	2001-04	45
Chris Rowley	1994-97	45
Rodney Hennon	1990-93	45
Billy Boyd	1978-80	45

**FIELDING PCT. IN A CAREER *Min. 400 chances***

NAME	YEARS	NO.
1. Todd Buchanan	2000-03	.992
2. Marc Striker	1991-94	.991
3. Barrett Shaft	2005-08	.990
John Ingram	2007	.990
Trey McDaniel	2005-06	.990
6. Keith Ebersole	1977-78	.988
Gary Fishel	1972-75	.988
8. Tyler White	2010-13	.986
Brian Sigmon	2001-04	.986
Greg Johnson	1980-83	.986
11. Don Ingle	1979-80	.985
12. Jared Greenwood	2004-05	.984
Frankie Ward	1997-98	.984
Todd Raleigh	1988-91	.984
15. Spencer Holcomb	2015-18	.983
Alex Tolbert	1994-97	.983
17. Rodney Tesh	1988-91	.981
Gary Grindstaff	1973-76	.981
19. Austin Smithwick	1997-2000	.980
20. Keith LeClair	1985-88	.980
21. Darryl Rogers	1984-87	.979
Dale Fox	1972-74	.979

**CAREER TOTAL DEFENSIVE CHANCES**

NAME	YEARS	NO.
1. Todd Buchanan	2000-03	1,789
2. Tyler White	2010-13	1,634
3. Alex Tolbert	1994-97	1,572
4. Marc Striker	1991-94	1,514
5. Blake Murphy	2004-08	1,356
6. J.P. Burwell	1994-97	1,196
7. Roy Hurst	1992-94	1,164
8. Todd Roper	2001-05	1,137
9. Trey McDaniel	2005-06	1,086
10. Don Ingle	1979-80	1,059

11. Grant Brittain	1987-90	1,033
12. Chris Moore	1996-99	1,006
13. Clint Fairey	1986-89	997
14. Bradley Strong	2012-15	913
15. Brian Sigmon	2001-04	904
16. Spencer Holcomb	2015-18	897
17. Todd Raleigh	1988-91	873

**LOWEST CAREER ERA**

NAME	YEARS	NO.
1. Don Bright	1972-73	1.23
2. Rod Rogers	1962-66	2.16
3. Rick Adair	1977-79	2.21
4. Jerry Reed	1974-77	2.37
5. Ward Withrow	1987-88	2.70
6. Lester Wright	1972-75	2.74
7. Noland Smathers	1969-70	2.75
8. Drew Saberhagen	2007-08	2.87
9. Flip Watson	1973-76	3.07
10. Phillip Grundy	1991-93	3.09
11. Glenn Glover	1970-73	3.23
12. Zach Franklin	2018-22	3.30
13. Chris Waters	1995-98	3.35
14. Mike Manning	1991-94	3.51
15. Zebby Matthews	2020-22	3.58
16. David Ray Robinson	1980-83	3.65
17. Jeremy Null	2012-14	3.70
18. Greg Moore	1980-83	3.71
19. Tyler Powell	2012-15	3.74
20. Jason Beverlin	1992-94	3.79
21. Jordan Smith	2011-14	3.87
22. Scott Gay	1983-85	4.03
23. Brad Josey	2002-04	4.07
24. Mark DiFelice	1995-98	4.11
25. Brandon Johnson	2008-11	4.18
26. Tyler Powell	2012-15	4.21
27. Greg Holland	2005-07	4.22
Paul Menhart	1988-90	4.22

**MOST WINS IN A CAREER**

NAME	YEARS	NO.
1. Mark DiFelice	1995-98	34
2. Jack Kimel	1989-92	33
3. Clark Maxwell	1994-97	30
4. Bryan Sammons	2014-17	27
Jason Beverlin	1992-94	27
6. Scott Gay	1983-85	26
7. Jordan Smith	2011-14	25
8. Phillip Grundy	1991-93	24
9. Jerry Reed	1974-77	22
10. Tyler Sexton	2006-08	20
Brian Bain	1995-98	20
Ken Hare	1980; 82-84	20
13. Jeremy Null	2012-14	19
Brandon Johnson	2008-11	19
Chris Masters	2007-09	19
Paul Menhart	1988-90	19
Rick Adair	1977-	

**CAREER WINNING PERCENTAGE**

*20 decisions or 200 innings*

NAME	YEARS	W-L	PCT.
1. Scott Gay	1983-85	26-7	.788
2. Brandon Johnson	2008-11	19-6	.760
3. Jason Beverlin	1992-94	27-9	.750
4. Mark DiFelice	1992-94	34-13	.723
5. Rick Adair	1977-79	19-8	.704
6. Jack Kimel	1989-92	33-14	.702
7. Brian Bain	1995-98	20-9	.690
8. Clark Maxwell	1994-97	30-14	.622
David Ray Robinson	1980-80	15-7	.682
10. Brian McCullen	2004-06	17-8	.680
11. Bryan Sammons	2014	27-13	.675
12. Tim Sinicki	1987-88	14-7	.667
Jerry Reed	1974-77	22-11	.667
14. Jeremy Null	2012-14	19-10	.655
15. Chris Davidson	1996-98	17-9	.654
16. Derrick Hawk	2003-05	15-8	.652
17. Brad Josey	2002-04	16-9	.640
18. Keith Smith	1984-86	14-8	.636

**APPEARANCES IN A CAREER**

NAME	YEARS	NO.
1. Ryan Foster	2000-03	121
2. Tyler Powell	2012-15	97
Brandon Johnson	2008-11	97
4. Joe Camac	2000-03	93
5. Colton Davis	2013-16	90
6. Preston Hatcher	2010-13	87
Brian Barnes	2002-05	87
8. Mike Manning	1991-94	86
9. Brian McCullen	2004-06	83
10. Greg Holland	2005-07	82
Ryan Basner	2000-03	82
12. Dale Pilgrim	1993-96	81
13. Jonathan Waszak	2012-16	79
14. Chris Masters	2007-09	76
15. Corey Sikes	2015-18	75
Rob Hoover	1998-2002	75
Chris Waters	1995-98	75
17. Daniel Ottone	2007-10	73
18. Korey Anderson	2014-17	72
19. Bryan Sammons	2014-17	71
Jack Kimel	1989-92	71
21. Corey Martin	2006-09	70
22. Zach Franklin	2018-22	69
B. J. Nobles	2014-17	69
23. Andrew Chilcoat	2010-11	68
Clark Maxwell	1994-97	68
25. Gary Shamp	1984-87	67
26. Mark DiFelice	1995-98	66
Jeff Stevens	1986-89	66

**GAMES STARTED IN A CAREER**

NAME	YEARS	NO.
1. Jordan Smith	2011-14	59
2. Bryan Sammons	2014-17	57
3. Jack Kimel	1989-92	53
4. Clark Maxwell	1994-97	51
5. Seth Foster	2000-03	48
6. Stewart Keyes	1986-89	47
7. Jeremy Null	2012-14	43
Mark DiFelice	1995-98	43
Phillip Grundy	1991-93	43
10. Brad Josey	2002-04	42
Chris Davidson	1996-98	42
12. Brian Bain	1995-98	41
13. Jared Burton	2000-02	40
Jason Beverlin	1992-94	40
15. Ken Hare	1980; 82-84	38
16. Brendan Nail	2015-17	37
Tyler Sexton	2006-08	37
Ryan Basner	2000-03	37
Paul Menhart	1988-90	37

**COMPLETE GAMES IN A CAREER**

NAME	YEARS	NO.
1. Phillip Grundy	1991-93	21
Rick Adair	1977-79	21
3. Scott Gay	1983-85	17
4. Ken Hare	1980; 82-84	16
5. Jack Kimel	1989-92	14
6. Clark Maxwell	1994-97	13
7. Mark DiFelice	1995-98	12
Paul Menhart	1988-90	12
Jerry Reed	1974-77	12
10. Randy Sims	1979-82	11
11. Stewart Keyes	1986-89	10
12. Jason Beverlin	1992-94	9
13. Brian Bain	1995-98	7
Gary Shamp	1984-87	7
Keith Smith	1984-86	7
Greg Moore	1980-83	7

**SHUTOUTS IN A CAREER**

*Stat only kept since 1979*

NAME	YEARS	NO.
1. Jack Kimel	1989-92	4
2. Jordan Smith	2011-14	3
Clark Maxwell	1994-97	3
4. Zebby Matthews	2020-22	2
Jared Burton	2000-02	2
Phillip Grundy	1991-93	2
Paul Menhart	1988-90	2
Tim Sinicki	1987-88	2
Rick Adair	1977-79	2
10. Tyler Sexton	2006-08	1
Brad Josey	2002-04	1
Dan Foley	2001-02	1
Brian Bain	1995-98	1
Joe Jack Sellers	1992-95	1
Mike Thomas	1990-91	1
Gary Shamp	1984-87	1
Keith Smith	1984-86	1
Scott Gay	1983-85	1
Ken Hare	1980; 82-84	1
Greg Moore	1980-83	1
Randy Sims	1979-82	1

**MOST SAVES IN A CAREER**

NAME	YEARS	NO.
1. Preston Hatcher	2010-13	24
2. Tyler Powell	2012-15	22
Ryan Foster	2000-03	22
4. Mike Manning	1991-94	20
David Ray Robinson	1980-83	20
6. Greg Holland	2005-07	19
7. Ward Withrow	1987-88	16
Daniel Ottone	2007-10	15
9. Zach Franklin	2018-22	11
10. Derrick Hawk	2003-05	10
11. B. J. Nobles	2014-17	9
David Pember	1997-99	9
Dan Kysliger	1992	9
14. Zach Franklin	2018-21	8
Dale Pilgrim	1993-96	8
Doug Uzdilla	1987-90	8
17. Mike Thomas	1989-91	7
Jackie Slaughter	1984-87	7
Doug Mitchell	1980-82	7
20. Korey Anderson	2014-17	6

**CAREER INNINGS PITCHED**

NAME	YEARS	NO.
1. Jordan Smith	2011-14	374.2
2. Clark Maxwell	1994-97	363.0
3. Jack Kimel	1989-92	348.2
4. Mark DiFelice	1995-98	343.2
5. Bryan Sammons	2014-17	339.2
6. Phillip Grundy	1991-93	294.1
7. Stewart Keyes	1986-89	289.0
8. Ryan Basner	2000-03	288.1
9. Jason Beverlin	1992-94	285.0
10. Seth Foster	2000-03	273.1
11. Paul Menhart	1988-90	266.1
12. Jerry Reed	1974-77	265.2
13. Jeremy Null	2012-14	265.0
14. Brian Bain	1995-98	259.2
15. Brad Josey	2002-04	258.2
16. Tyler Sexton	2006-08	257.2
17. Gary Shamp	1984-87	250.0
18. Scott Gay	1983-85	248.0

**MOST HITS ALLOWED IN A CAREER**

NAME	YEARS	NO.
1. Jack Kimel	1989-92	410
2. Mark DiFelice	1995-98	381
3. Jordan Smith	2011-14	376
4. Bryan Sammons	2014-17	345
5. Seth Foster	2000-03	336
6. Ryan Basner	2000-03	335
7. Clark Maxwell	1994-97	331
8. Stewart Keyes	1986-89	327
9. Tyler Sexton	2006-08	311
10. Gary Shamp	1984-87	309
11. Ken Hare	1980; 82-84	305
12. Brad Josey	2002-04	391
13. Jason Beverlin	1992-94	280

**RUNS ALLOWED IN A CAREER**

NAME	YEARS	NO.
1. Jack Kimel	1989-92	236
2. Clark Maxwell	1994-97	227
3. Seth Foster	2000-03	224
4. Stewart Keyes	1986-89	222
5. Bryan Sammons	2014-17	211
6. Gary Shamp	1984-87	204
7. Ken Hare	1980; 82-84	194
8. Mark DiFelice	1995-98	191
9. Jordan Smith	2011-14	190
10. Lin Stadler	1980-83	186
11. Brian Bain	1995-98	182
12. Mike Tavernier	2008-09	181
13. Tyler Sexton	2006-08	180

**CAREER EARNED RUNS ALLOWED**

NAME	YEARS	NO.
1. Clark Maxwell	1994-97	185
2. Jack Kimel	1989-92	181
3. Bryan Sammons	2014-17	176
4. Stewart Keyes	1986-89	173
5. Jordan Smith	2011-14	161
Seth Foster	2000-03	161
7. Mark DiFelice	1995-98	157
8. Corey Martin	2006-09	153
9. Gary Shamp	1984-87	150
Ken Hare	1980; 82-84	150
11. Ryan Basner	2000-03	147
12. Brendan Nail	2015-17	146
Brian Bain	1995-98	146
14. Tyler Sexton	2006-08	142
Chris Davidson	1996-98	142

**WALKS ALLOWED IN A CAREER**

NAME	YEARS	NO.
1. Clark Maxwell	1994-97	195
2. Bryan Sammons	2014-17	192
3. Paul Menhart	1988-90	158
4. Stewart Keyes	1986-89	153
5. Scott Gay	1983-85	142
6. Jordan Smith	2011-14	136
7. Jason Beverlin	1992-94	135
8. Brendan Nail	2015-17	134
Brian Bain	1995-98	134
10. Jerry Reed	1974-77	128
11. Randy Sims	1979-82	125
12. Doug Uzdilla	1987-90	123
13. Phillip Grundy	1991-93	121

**STRIKEOUTS IN A CAREER**

NAME	YEARS	NO.
1. Clark Maxwell	1994-97	374
2. Bryan Sammons	2014-17	325
3. Jason Beverlin	1992-94	306
4. Mark DiFelice	1995-98	301
5. Jordan Smith	2011-14	291
6. Jeremy Null	2012-14	265
7. Phillip Grundy	1991-93	263
8. Jack Kimel	1989-92	259
9. Chris Masters	2007-09	241
10. Rick Adair	1977-79	238
11. Brian Bain	1995-98	232
12. Tyler Sexton	2006-08	217
13. Zach Franklin	2018-22	214
Paul Menhart	1988-90	214
15. Scott Gay	1983-85	213
16. Chase Walter	2018-20	212
Jared Burton	2000-02	212
18. Zebby Matthews	2020-22	211
Ryan Basner	2000-03	211
20. Brendan Nail	2014-17	201
21. Chris Davidson	1996-98	199
22. Taylor Purus	2018-19	186
23. Jerry Reed	1974-77	184
24. Seth Foster	2000-03	181
25. Joe Jack Sellers	1992-95	178
26. Colton Davis	2013-16	177
27. Matt Benedict	2008-11	174
28. B. J. Nobles	2014-17	169
29. Stewart Keyes	1986-89	168
30. Dale Pilgrim	1993-96	166
31. Ken Hare	1980; 82-84	165

**CAREER STRIKEOUT-TO-WALK RATIO**

*50 appearances or 150 innings*

NAME	YEARS	K-BB	RATIO
1. Zebby Matthews	2020-22	211-30	7.03
2. Luke Miller	2003-05	46-11	4.18
3. Caleb McConnell	2004-06	150-44	3.41
4. Mark DiFelice	1995-98	301-93	3.24
5. Jeremy Null	2011-14	265-84	3.15
6. Brad Josey	2002-04	155-54	2.87
7. Zach Franklin	2018-22	214-84	2.55
8. Garrett Ozar	2007-09	126-50	2.52
9. Jared Burton	2000-02	212-85	2.49
10. Ryan Foster	2000-03	129-52	2.48
11. Jack Kimel	1989-92	259-109	2.38
12. Chris Masters	2007-09	241-105	2.30
13. Ryan Basner	2000-03	211-93	2.267
14. Jason Beverlin	1992-94	306-135	2.269
15. Tyler Powell	2012-15	117-51	2.29
16. Derrick Hawk	2003-05	124-56	2.21
17. Mike Tavernier	2007-09	131-60	2.18
18. B. J. Nobles	2014-17	169-78	2.17

# CATAMOUNTSPORTS.COM /// CATAMOUNT BASEBALL – ANNUAL STATISTICAL LEADERS

## BATTING AVERAGE LEADERS

1952	Dwight Sherrill	.....	258
1953	Dwight Sherrill	.....	274
1954	Ron Swartzel	.....	288
1955	Fred Liner	.....	409
1956	Dwight Sherrill	.....	400
1957	Jim Matthews	.....	431
1958	—not available—		
1959	Bob Ballance	.....	310
1960	Bob Ballance	.....	441
1961	Jim Ray	.....	332
1962	Ken Morgan	.....	372
1963	Danny Tharpe	.....	350
1964	Danny Tharpe	.....	371
1965	Joe Fraser	.....	323
1966	Cecil Caldwell	.....	327
1967	Roddy Edwards	.....	353
1968	Eddie Hope	.....	365
1969	Reed Griffith	.....	300
1970	Bruce West	.....	375
1971	Tommy Hayes	.....	373
1972	Dale Fox	.....	347
1973	Gary Fishel	.....	330
1974	Danny Carswell	.....	299
1975	Jerry Gaines	.....	404
1976	Dennis Blake	.....	382
1977	Keith Ebersole	.....	423
1978	Keith Ebersole	.....	384
1979	Billy Boyd	.....	393
1980	Willie Carpenter	.....	392
1981	Mel Kinsey	.....	400
1982	Jim Reinicker	.....	357
1983	Greg Johnson	.....	405
1984	Freddie Hailey	.....	395
1985	Mike Carson	.....	363
1986	Clint Fairey	.....	425
1987	Clint Fairey	.....	405
1988	Keith LeClair	.....	423
1989	Clint Fairey	.....	369
1990	Grant Brittain	.....	428
1991	Kevin Bellomo	.....	435
1992	Scott Lyman	.....	389
1993	Scott Lyman	.....	361
1994	Mike Tidick	.....	376
1995	Jody Henson	.....	401
1996	Alex Tolbert	.....	424
1997	Jeremy Bruce	.....	401
1998	Charles Thomas	.....	364
1999	Charles Thomas	.....	406
2000	Charles Thomas	.....	349
2001	Alan Beck	.....	385
2002	Beck/Minero/Roper	.....	374
2003	Rod Goldston	.....	348
2004	Jared Greenwood	.....	338
2005	Steven Strausbaugh	.....	367
2006	Trey McDaniel	.....	356
2007	Kenny Smith	.....	390
2008	Barrett Shaft	.....	374
2009	Brent Greer	.....	420
2010	Ross Heffley	.....	361
2011	Ross Heffley	.....	419
2012	Tyler White	.....	354
2013	Julian Ridings	.....	377
2014	Bradley Strong	.....	339
2015	Bradley Strong	.....	344
2016	Matt Smith	.....	388
2017	Bryson Bowman	.....	381
2018	Spencer Holcomb	.....	352
2019	Matthew Koehler	.....	361
2020	Daniel Walsh	.....	386
2021	J. Bigbie / W. Prater	.....	395
2022	Pascanel Ferreras	.....	362
2023	Pascanel Ferreras	.....	325
2024	Zach Ketterman	.....	360
2025	Jack Spyke	.....	340

## ANNUAL HITS LEADERS

1969	Steve Barkley	.....	27
1970	Jim Grove	.....	44
1971	Tommy Hayes	.....	50
1972	Dale Fox	.....	34
1973	Gary Fishel	.....	29
1974	Jimmy Stewart	.....	25
1976	Buddy Fox	.....	38
1977	Keith Ebersole	.....	47
1978	Keith Ebersole	.....	51
1979	Billy Boyd	.....	42
1980	Willie Carpenter	.....	56
1981	Mel Kinsey	.....	48
1982	K. Carson/D. Hill	.....	42
1983	Greg Johnson	.....	64
1984	Charlie Fonville	.....	64
1985	David Hyatt	.....	87
1986	Freddie Hailey	.....	85
1987	Keith LeClair	.....	87
1988	Keith LeClair	.....	101
1989	Clint Fairey	.....	69
1990	Grant Brittain	.....	77
1991	Kevin Bellomo	.....	101
1992	Rodney Hennon	.....	92
1993	Rodney Hennon	.....	87
1994	Roy Hurst	.....	89
1995	Jody Hansen	.....	81
1996	Alex Tolbert	.....	92
1997	Jeremy Bruce	.....	99
1998	Martin Barrow	.....	86
1999	Eric Johnson	.....	100
2000	Charles Thomas	.....	75
2001	Donovan Minero	.....	83
2002	Donovan Minro	.....	83
2003	Rod Goldston	.....	86
2004	C. Davis/T.Roper	.....	75
2005	Steven Strausbaugh	.....	80
2006	Barrett Shaft	.....	86
2007	Kenny Smith	.....	97
2008	Nick Liles	.....	93
2009	Brent Greer	.....	102
2010	Ross Heffley	.....	86
2011	Ross Heffley	.....	96
2012	Ross Heffley	.....	80
2013	Aaron Attaway	.....	97
2014	Bradley Strong	.....	81
2015	Bradley Strong	.....	74
2016	Matt Smith	.....	90
2017	B. Bowman/B. Pope	.....	83
2018	Justice Bigbie	.....	73
2019	Justice Bigbie	.....	75
2020	Daniel Walsh	.....	22
2021	Justice Bigbie	.....	77
2022	Pascanel Ferreras	.....	85
2023	Pascanel Ferreras	.....	68
2024	Nate Stocum	.....	73
2025	H. Friese / T. Turner	.....	76

## ANNUAL RUNS LEADERS

1969	Bill Wofford	.....	15
1970	Bruce West	.....	16
1971	Tommy Hayes	.....	34
1972	Eddie Davis	.....	26
1973	Dale Fox	.....	16
1974	Eddie Davis	.....	18
1975	Jerry Gaines	.....	22
1976	Wayne Tolleson	.....	31
1977	David Ball	.....	46
1978	Wayne Tolleson	.....	46
1979	Billy Boyd	.....	26
1980	Chet Greeson	.....	33
1981	Mel Kinsey	.....	44
1982	C. Greeson/D. Hill	.....	35
1983	David Hill	.....	43
1984	David Hyatt	.....	44
1985	David Hyatt	.....	65
1986	Freddie Hailey	.....	67

1987	Freddie Hailey	.....	67
1988	Keith LeClair	.....	65
1989	Matt Raleigh	.....	53
1990	Grant Brittain	.....	67
1991	Kevin Bellomo	.....	77
1992	Matt Raleigh	.....	77
1993	Rodney Hennon	.....	65
1994	Mike Tidick	.....	62
1995	Alex Tolbert	.....	47
1996	Alex Tolbert	.....	58
1997	Jeremy Bruce	.....	82
1998	Martin Barrow	.....	72
1999	Eric Johnson	.....	83
2000	Charles Thomas	.....	44
2001	Alan Beck	.....	56
2002	A. Beck/R. Schade	.....	58
2003	Alan Beck	.....	68
2004	Tood Roper	.....	60
2005	Jared Greenwood	.....	57
2006	Barrett Shaft	.....	68
2007	Blake Murphy	.....	73
2008	Nick Liles	.....	58
2009	Nick Liles	.....	66
2010	Matt Johns	.....	65
2011	Matt Johns	.....	55
2012	Ross Heffley	.....	47
2013	Aaron Attaway	.....	68
2014	Bradley Strong	.....	58
2015	Bradley Strong	.....	56
2016	Bryson Bowman	.....	62
2017	Brett Pope	.....	57
2018	Spencer Holcomb	.....	34
2019	Justice Bigbie	.....	53
2020	Daylan Nanny	.....	12
2021	Justice Bigbie	.....	64
2022	Zach Ketterman	.....	70
2023	Pascanel Ferreras	.....	51
2024	Nate Stocum	.....	60
2025	Brayden Corn	.....	61

## ANNUAL DOUBLES LEADERS

1969	Four tied	.....	5
1970	Bruce West	.....	7
1971	Tommy Hayes	.....	20
1972	Bruce West	.....	9
1973	Bruce West	.....	5
1974	J. Stewart / B. Gilmore	.....	6
1975	Gary Fishel	.....	9
1976	Buddy Fox	.....	7
1977	David Ball	.....	12
1978	Wayne Tolleson	.....	46
1979	B. Boyd / F. Brown	.....	7
1980	Willie Carpenter	.....	18
1981	Mel Kinsey	.....	11
1982	Mel Kinsey	.....	10
1983	Greg Johnson	.....	13
1984	Charlie Fonville	.....	16
1985	Mike Carson	.....	20
1986	Mike Carson	.....	17
1987	Freddie Hailey	.....	21
1988	Keith LeClair	.....	15
1989	Matt Raleigh	.....	15
1990	Rodney Tesh	.....	20
1991	Joey Cox	.....	18
1992	Joey Cox	.....	21
1993	Mike Tidick	.....	19
1994	Roy Hurst	.....	20
1995	Jody Hansen	.....	21
1996	Alex Tolbert	.....	25
1997	Frankie Ward	.....	19
1998	C. Moore / M. Barrow	.....	16
1999	Austin Smithwick	.....	19
2000	Morgan Frazier	.....	16
2001	A. Beck / R. Goldston	.....	20
2002	Donovan Minero	.....	19
2003	Rod Goldston	.....	26
2004	Jared Greenwood	.....	21

2005	Jared Greenwood	.....	15
2006	Shaft / Strausbaugh / Murphy	.....	17
2007	Kenny Smith	.....	24
2008	Nick Liles	.....	19
2009	B. Greer / N. Liles	.....	22
2010	Matt Johns	.....	19
2011	Ross Heffley	.....	18
2012	Tyler White	.....	16
2013	Tyler White	.....	27
2014	Bradley Strong	.....	20
2015	Bradley Strong	.....	16
2016	Bryson Bowman	.....	13
2017	Matt Smith	.....	16
2018	Cameron Blaquiere	.....	15
2019	Daylan Nanny	.....	19
2020	J. Bigbie / I. Wilder	.....	5
2021	Justice Bigbie	.....	15
2022	P. Ferreras / B. Parks	.....	22
2023	Zach Ketterman	.....	17
2024	Nate Stocum	.....	15
2025	Jack Spyke	.....	19

## ANNUAL TRIPLES LEADERS

1969	Ed Thompson	.....	3
1970	Ted Whitworth	.....	3
1971	Tommy Hayes	.....	3
1972	Eddie Davis	.....	3
1973	Gary Rhyne	.....	2
1974	G. Rhyne/G. Grindstaff	.....	1
1975	Jerry Gaines	.....	4
1976	Four tied	.....	2
1977	Freddy Brown	.....	3
1978	M. Reeser/ W. Tolleson	.....	4
1979	David Ball	.....	5
1980	Three tied	.....	3
1981	J. Chamberlain/D. Hill	.....	2
1982	M. Kinsey/K. Carson	.....	3
1983	G. Johnson/M. Kinsey	.....	3
1984	Freddie Hailey	.....	6
1985	Jim Eldredge	.....	5
1986	Ron Huntington	.....	4
1987	Clint Fairey	.....	2
1988	Keith LeClair	.....	2
1989	Bellomo/Fairey	.....	2
1990	Todd Raleigh	.....	4
1991	Matt Raleigh	.....	5
1992	Mike Tidick	.....	4
1993	Stephen Pritchard	.....	3
1994	J. Connolly/M. Striker	.....	4
1995	Jody Henson	.....	3
1996	M. Barrow/M. Stillwell	.....	3
1997	Martin Barrow	.....	6
1998	Martin Barrow	.....	5
1999	Tracy Biggs	.....	7
2000	Jason Long	.....	3
2001	Michael Roane	.....	2
2002	Four tied	.....	2
2003	Todd Roper	.....	4
2004	Todd Roper	.....	3
2005	Brandon Zollman	.....	3
2006	Blake Murphy	.....	4
2007	Kenny Smith	.....	4
2008	Barrett Shaft	.....	3
2009	J.C. Lyons	.....	3
2010	Four tied	.....	2
2011	Heffley / Johns	.....	2
2012	Bradley Strong	.....	3
2013	Aaron Attaway	.....	5
2014	Bradley Strong	.....	6
2015	Bradley Strong	.....	5
2016	Bowman/Brown/Ferrell	.....	3
2017	Brett Pope	.....	3
2018	Matthew Koehler	.....	2
2019	Matthew Koehler	.....	5
2020	Will Prater	.....	2
2021	Will Prater	.....	3
2022	Zach Ketterman	.....	5

2023	Brandon Butterworth.....	7
2024	Nate Stocum.....	3
2025	Wyatt Stanley.....	3

**ANNUAL HOME RUNS LEADERS**

1959	Ray Sells.....	1
1960	Jim Ray.....	3
1961	Jim Ray.....	4
1962	Ken Morgan.....	5
1963	Ken Morgan.....	4
1964	Earl Crotts.....	3
1965	Cecil Caldwell.....	1
1966	Roddy Edwards.....	5
1967	Roddy Edwards.....	4
1968	Bill Wofford.....	3
1969	John Booth.....	2
1970	Steve Barkley.....	2
1971	Tommy Hayes.....	4
1972	E. Davis/J. Laughridge.....	3
1973	B. Gilmore/G. Grindstaff.....	2
1974	Ernie Lasher.....	3
1975	Buddy Fox.....	3
1976	Buddy Fox.....	3
1977	Keith Ebersole.....	6
1978	Keith Ebersole.....	9
1979	Freddy Brown.....	5
1980	Chet Gresson.....	4
1981	Mel Kinsey.....	15
1982	Hill/Reinicker.....	8
1983	Hill/Kinsey.....	7
1984	Charlie Fonville.....	12
1985	Mike Carson.....	13
1986	P. Riley/M. Carson.....	15
1987	Clint Fairey.....	19
1988	Clint Fairey.....	25
1989	Three Tied.....	14
1990	Grant Brittain.....	20
1991	Matt Raleigh.....	19
1992	Matt Raleigh.....	25
1993	Phillip Grundy.....	17
1994	Mike Tiddick.....	15
1995	Alex Tolbert.....	20
1996	Alex Tolbert.....	11
1997	Alex Tolbert.....	19
1998	Chris Moore.....	14
1999	Steve Harris.....	26
2000	Rod Goldston.....	6
2001	Donovan Minero.....	17
2002	Donovan Minero.....	15
2003	Alan Beck.....	18
2004	Jared Greenwood.....	21
2005	Steven Strausbaugh.....	12
2006	Steven Strausbaugh.....	17
2007	Kenny Smith.....	20
2008	Blake Murphy.....	16
2009	Stephen Notaro.....	13
2010	Trevor Collias.....	14
2011	Ross Heffley.....	11
2012	Ross Heffley.....	9
2013	Tyler White.....	16
2014	A. Martin / J. Hoyle.....	14
2015	Bradley Strong.....	10
2016	Bryson Bowman.....	19
2017	Bryson Bowman.....	11
2018	Caleb Robinson.....	9
2019	Matthew Koehler.....	13
2020	Five tied.....	1
2021	Pascanel Ferreras.....	16
2022	Pascanel Ferreras.....	15
2023	Nate Stocum.....	13
2024	Nate Stocum.....	20
2025	Trent Turner.....	14

**ANNUAL RBI LEADERS**

1959	Bob Ballance.....	18
1960	Bob Ballance.....	24
1961	Jim Ray.....	22
1962	Ken Morgan.....	21
1963	Randy Whitaker.....	16
1964	Earl Crotts.....	17
1965	D. Jones/J. Fraser.....	17
1966	Roddy Edwards.....	28
1967	Roddy Edwards.....	28
1968	Bill Wofford.....	18
1969	Jim Thompson.....	14
1970	S. Barkley/B. West.....	15
1971	Bruce West.....	25
1972	Jim Grove.....	26
1973	Bruce West.....	12
1974	Dale Fox.....	17
1975	J. Gaines/G. Fishel.....	17
1976	Buddy Fox.....	29
1977	Keith Ebersole.....	48
1978	Keith Ebersole.....	45
1979	Freddy Brown.....	32
1980	Willie Carpenter.....	43
1981	Mel Kinsey.....	50
1982	Mel Kinsey.....	44
1983	Mel Kinsey.....	45
1984	Charlie Fonville.....	51
1985	Mike Carson.....	56
1986	Mike Carson.....	72
1987	Skip Nelloms.....	70
1988	Skip Nelloms.....	69
1989	Matt Raleigh.....	52
1990	Grant Brittain.....	68
1991	Todd Raleigh.....	78
1992	Matt Raleigh.....	73
1993	Phillip Grundy.....	76
1994	Mike Tidick.....	58
1995	Alex Tolbert.....	55
1996	Alex Tolbert.....	66
1997	A. Tolbert/J.P. Burwell.....	69
1998	Chris Moore.....	68
1999	Chris Moore.....	84
2000	Rod Goldston.....	40
2001	Donovan Minero.....	74
2002	Donovan Minero.....	62
2003	Alan Beck.....	71
2004	Jared Greenwood.....	63
2005	Steven Strausbaugh.....	51
2006	Steven Strausbaugh.....	64
2007	Kenny Smith.....	84
2008	Blake Murphy.....	57
2009	J.C. Lyons.....	62
2010	Ross Heffley.....	63
2011	Ross Heffley.....	65
2012	Jacob Hoyle.....	45
2013	Tyler White.....	66
2014	Adam Martin.....	65
2015	Bradley Strong.....	58
2016	Kramer Ferrell.....	65
2017	Bryson Bowman.....	59
2018	Justice Bigbie.....	47
2019	Justice Bigbie.....	51
2020	Immanuel Wilder.....	12
2021	Pascanel Ferreras.....	56
2022	Pascanel Ferreras.....	60
2023	Pascanel Ferreras.....	53
2024	Nate Stocum.....	56
2025	Trent Turner.....	57

**ANNUAL AT BATS LEADERS**

1969	Steve Barkley.....	99
1970	Steve Barkley.....	87
1971	Tommy Hayes.....	134
1972	Gary Fishel.....	115
1973	Gary Fishel.....	88
1974	Jimmy Stewart.....	92
1975	Wayne Tolleson.....	96

1976	Buddy Fox.....	127
1977	Wayne Tolleson.....	128
1978	Keith Ebersole.....	133
1979	Billy Boyd.....	107
1980	Chet Gresson.....	147
1981	Don Ingle.....	139
1982	David Hill.....	139
1983	David Hill.....	164
1984	Charlie Fonville.....	177
1985	David Hyatt.....	250
1986	David Hyatt.....	228
1987	Keith LeClair.....	226
1988	Keith LeClair.....	239
1989	Clint Fairey.....	187
1990	Kevin Bellomo.....	209
1991	Kevin Bellomo.....	232
1992	Joey Cox.....	252
1993	Rodney Hennon.....	266
1994	Roy Hurst.....	246
1995	Alex Tolbert.....	216
1996	Alex Tolbert.....	217
1997	Chris Moore.....	257
1998	Martin Barrow.....	254
1999	Charles Thomas.....	244
2000	Charles Thomas.....	215
2001	Donovan Minero.....	219
2002	Ryan Schade.....	226
2003	Wayne Kilmer.....	225
2004	Todd Roper.....	249
2005	Steven Strausbaugh.....	218
2006	Barrett Shaft.....	244
2007	Barrett Shaft.....	255
2008	Nick Liles.....	269
2009	Nick Liles.....	259
2010	Ross Heffley.....	238
2011	Ross Heffley.....	229
2012	Ross Heffley.....	231
2013	Aaron Attaway.....	267
2014	Bradley Strong.....	239
2015	Bradley Strong.....	215
2016	Garrett Brown.....	292
2017	Brett Pope.....	243
2018	Justice Bigbie.....	225
2019	Justice Bigbie.....	211
2020	Justice Bigbie.....	69
2021	Pascanel Ferreras.....	213
2022	Pascanel Ferreras.....	235
2023	Brandon Butterworth.....	219
2024	Trent Turner.....	235
2025	Trent Turner.....	234

**ANNUAL STOLEN BASES LEADERS**

1969	Tommy Hayes.....	7
1970	Steve Weams.....	13
1971	Tommy Hayes.....	24
1972	Eddie Davis.....	15
1973	Gary Fishel.....	14
1974	Gary Fishel.....	13
1975	Jerry Gaines.....	16
1976	Wayne Tolleson.....	18
1977	Wayne Tolleson.....	29
1978	Wayne Tolleson.....	29
1979	Willie Carpenter.....	11
1980	B. Boyd/K. Radford.....	17
1981	David Hill.....	15
1982	David Hill.....	21
1983	David Hill.....	19
1984	Alfred Turner.....	12
1985	David Hyatt.....	11
1986	Freddie Hailey.....	8
1987	Freddie Hailey.....	18
1988	Keith LeClair.....	12
1989	Grant Brittain.....	5
1990	K. Bellomo/G. Brittain.....	21
1991	Matt Raleigh.....	20
1992	Matt Raleigh.....	23
1993	Mike Tidick.....	17

1994	J. Henson/M. Tidick.....	20
1995	Jody Henson.....	25
1996	Chris Moore.....	15
1997	Chuck Koone.....	22
1998	Chuck Koone.....	35
1999	Eric Johnson.....	46
2000	Charles Thomas.....	10
2001	Donovan Minero.....	8
2002	Rod Goldston.....	9
2003	Wayne Kilmer.....	26
2004	Brandon Zollman.....	7
2005	Chris Davis.....	5
2006	B. Murphy/G. Gregory.....	12
2007	Kenny Smith.....	14
2008	B. Murphy/N. Liles.....	22
2009	Trevor Collias.....	30
2010	Dylan de Graaf.....	30
2011	Matt Johns.....	26
2012	Ross Heffley.....	16
2013	Bradley Strong.....	17
2014	Bradley Strong.....	20
2015	Bradley Strong.....	20
2016	Garrett Brown.....	34
2017	Brett Pope.....	15
2018	Matthew Koehler.....	11
2019	Matthew Koehler.....	17
2020	Daniel Walsh.....	3
2021	Justice Bigbie.....	11
2022	Bryson Parks.....	16
2023	Brandon Butterworth.....	7
2024	Kyle Riesselmann.....	8
2025	Brayden Corn.....	19

**ANNUAL ERA LEADERS**

1969	Noland Smathers.....	2.05
1970	Noland Smathers.....	3.33
1971	Don Bright.....	1.35
1972	Don Bright.....	1.09
1973	Don Bright.....	1.47
1974	Lester Wright.....	2.65
1975	Jerry Reed.....	2.01
1976	Flip Watson.....	1.47
1977	Rick Adair.....	1.87
1978	Wayne Harwell.....	2.98
1979	Rick Adair.....	1.59
1980	Randy Sims.....	4.24
1981	David Robinson.....	1.70
1982	Randy Sims.....	2.56
1983	Greg Moore.....	3.68
1984	Scott Gay.....	2.10
1985	Scott Gay.....	3.97
1986	Andy Rickman.....	4.75
1987	Ward Withrow.....	1.32
1988	Ward Withrow.....	3.54
1989	Stewart Keyes.....	6.25
1990	Doug Udzilla.....	3.12
1991	Phillip Grundy.....	3.87
1992	Dan Kyslinger.....	0.85
1993	Phillip Grundy.....	3.12
1994	Mike Manning.....	0.97
1995	Clark Maxwell.....	3.43
1996	Brian Bein.....	3.99
1997	Chris Waters.....	3.48
1998	Aaron Kirby.....	1.62
1999	Wes Overbay.....	4.25
2000	Blake Gordon.....	4.42
2001	Seth Foster.....	4.54
2002	Jared Burton.....	3.76
2003	Derrick Hawk.....	2.86
2004	Caleb McConnell.....	4.39
2005	Caleb McConnell.....	3.47
2006	Greg Holland.....	2.51
2007	Drew Saberhagen.....	2.87
2008	Chris Masters.....	4.25
2009	Jason Sullivan.....	2.42
2010	Brandon Johnson.....	2.89
2011	Andrew Chilcoat.....	2.14
2012	Preston Hatcher.....	1.73

**CATAMOUNTSPORTS.COM /// CATAMOUNT BASEBALL – ANNUAL STATISTICAL LEADERS**

2013	Tyler Powell.....	2.82
2014	Jeremy Null.....	2.94
2015	Taylor Durand.....	4.64
2016	B.J. Nobles.....	4.07
2017	Bryan Sammons.....	3.02
2018	Zach Franklin.....	3.23
2019	Zach Franklin.....	4.00
2020	Zach Franklin.....	0.79
2021	Zebby Matthews.....	3.52
2022	Zach Franklin.....	2.06
2023	Ryan White.....	3.86
2024	Jonathan Todd.....	4.00
2025	Brandon Langley.....	3.71

**ANNUAL WINS LEADERS**

1969	L. Joyce/R. Miller.....	4
1970	N. Smathers/G. Glover.....	3
1971	Wayne McCauley.....	7
1972	Four Tied.....	3
1973	Don Bright.....	5
1974	Lester Wright.....	5
1975	Jerry Reed.....	6
1976	Mike Hicks.....	6
1977	Jerry Reed.....	10
1978	Rick Adair.....	7
1979	Rick Adair.....	6
1980	Lin Stadler.....	5
1981	D. Robinson/J. Mashburn.....	5
1982	Four Tied.....	5
1983	David Robinson.....	7
1984	Scott Gay.....	10
1985	Scott Gay.....	12
1986	Keith Smith.....	10
1987	S. Keyes/J. Slaughter.....	7
1988	Tim Sinicki.....	9
1989	Menhart/Volpe.....	5
1990	Jack Kimel.....	11
1991	Phillip Grundy.....	11
1992	Jack Kimel.....	10
1993	Jason Beverlin.....	12
1994	Jason Beverlin.....	11
1995	Clark Maxwell.....	8
1996	Clark Maxwell.....	7
1997	Mark DiFelice.....	10
1998	Mark DiFelice.....	11
1999	Aaron Kirby.....	9
2000	Ryan Basner.....	4
2001	Dan Foley.....	7
2002	J. Burton/S. Foster.....	7
2003	Derrick Hawk.....	10
2004	Brad Josey.....	5
2005	Brian McCullen.....	7
2006	Tyler Sexton.....	8
2007	Drew Saberhagen.....	9
2008	Chris Masters.....	8
2009	Tavernier/Martin.....	7
2010	Johnson/Benedict.....	9
2011	Jordan Smith.....	6
2012	M. McKinney/P. Hatcher.....	6
2013	Jeremy Null.....	9
2014	Jordan Smith.....	8
2015	B.J. Nobles / B. Sammons.....	4
2016	Bryan Sammons.....	8
2017	Bryan Sammons.....	8
2018	Baker/Purus/Walter.....	3
2019	Chase Walter.....	5
2020	Zebby Matthews.....	3
2021	Zach Franklin.....	7
2022	Z. Franklin / G. Mortenson.....	5
2023	Ryan White.....	5
2024	Dusty Revis.....	7
2025	Dusty Revis.....	7

**ANNUAL K'S LEADERS**

1969	Roger Miller.....	62
1970	Noland Smathers.....	51
1971	Wayne McCauley.....	106

1972	Don Bright.....	80
1973	Don Bright.....	43
1974	Lester Wright.....	58
1975	Jerry Reed.....	60
1976	Flip Watson.....	65
1977	Rick Adair.....	89
1978	Rick Adair.....	74
1979	Rick Adair.....	75
1980	Randy Sims.....	51
1981	Randy Sims.....	60
1982	Lin Stadler.....	42
1983	Ken Hare.....	50
1984	Scott Gay.....	69
1985	Scott Gay.....	118
1986	Keith Smith.....	54
1987	Stewart Keyes.....	57
1988	Paul Menhart.....	68
1989	Paul Menhart.....	64
1990	Paul Menhart.....	82
1991	Phillip Grundy.....	91
1992	Phillip Grundy.....	89
1993	Jason Beverlin.....	106
1994	Jason Beverlin.....	154
1995	Clark Maxwell.....	124
1996	Clark Maxwell.....	101
1997	Clark Maxwell.....	102
1998	Mark DiFelice.....	110
1999	David Pember.....	76
2000	Ryan Basner.....	45
2001	Jared Burton.....	67
2002	Jared Burton.....	102
2003	Ryan Basner.....	91
2004	Brad Josey.....	66
2005	Caleb McConnell.....	53
2006	Tyler Sexton.....	79
2007	Tyler Sexton.....	83
2008	Chris Masters.....	80
2009	Chris Masters.....	99
2010	Kyle Stewart.....	71
2011	Matt Benedict.....	70
2012	Jordan Smith.....	78
2013	Jeremy Null.....	109
2014	Jeremy Null.....	93
2015	B.J. Nobles.....	72
2016	C. Davis / B. Sammons.....	89
2017	Bryan Sammons.....	108
2018	Taylor Purus.....	100
2019	Chase Walter.....	114
2020	Zebby Matthews.....	29
2021	Zebby Matthews.....	60
2022	Zebby Matthews.....	122
2023	Kyle Riesselmann.....	39
2024	Gavin Mortenson.....	63
2025	Davis Wright.....	88

**ANNUAL COMPLETE GAMES LEADERS**

1974	Lester Wright.....	5
1975	M. Hicks/J. Reed.....	3
1976	Jerry Reed.....	6
1977	Rick Adair.....	5
1978	Rick Adair.....	8
1979	Rick Adair.....	8
1980	Randy Sims.....	3
1981	Randy Sims.....	5
1982	Jeff Mashburn.....	3
1983	K. Hare/G. Moore.....	5
1984	Ken Hare.....	4
1985	Scott Gay.....	7
1986	Keith Smith.....	5
1987	Jackie Slaughter.....	5
1988	Paul Menhart.....	6
1989	Stewart Keyes.....	4
1990	Jack Kimel.....	4
1991	Phillip Grundy.....	9
1992	P. Grundy/J. Kimel.....	8
1993	Phillip Grundy.....	4

1994	Jason Beverlin.....	4
1995	Clark Maxwell.....	6
1996	Mark DiFelice.....	4
1997	Clark Maxwell.....	4
1998	Mark DiFelice.....	4
1999	Pember/Overbay.....	4
2000	Jared Burton.....	2
2001	J. Burton/D. Foley.....	1
2002	Jared Burton.....	2
2003	R. Basner/B. Josey.....	2
2004	Caleb McConnell.....	2
2005	Caleb McConnell.....	2
2006	N/A.....	0
2007	Tyler Sexton.....	2
2008	Mike Tavernier.....	1
2009	Tavernier/Masters.....	1
2010	Jason Sullivan.....	2
2011	Jordan Smith.....	2
2012	Jordan Smith.....	1
2013	N/A.....	0
2014	Jordan Smith.....	3
2015	N/A.....	0
2016	Bryan Sammons.....	1
2017	Bryan Sammons.....	1
2018	Baker/Purus/Walter.....	1
2019	Walter/Mitschele.....	1
2020	Zebby Matthews.....	1
2021	Zebby Matthews.....	2
2022	Gavin Mortenson.....	1
2023	none.....	
2024	none.....	
2025	none.....	

**ANNUAL INNINGS PITCHED LEADERS**

1972	Don Bright.....	72.0
1973	Glen Glover.....	48.0
1974	Lester Wright.....	64.3
1975	Jerry Reed.....	72.0
1976	Jerry Reed.....	89.0
1977	Rick Adair.....	77.0
1978	Rick Adair.....	72.0
1979	Rick Adair.....	79.1
1980	Lin Stadler.....	66.1
1981	Randy Sims.....	75.1
1982	Greg Moore.....	62.0
1983	Ken Hare.....	75.0
1984	Ken Hare.....	93.1
1985	Scott Gay.....	113.1
1986	Keith Smith.....	84.2
1987	Jackie Slaughter.....	81.2
1988	Paul Menhart.....	84.1
1989	Paul Menhart.....	86.1
1990	Jack Kimel.....	101.1
1991	Phillip Grundy.....	100.1
1992	Phillip Grundy.....	110.1
1993	Jason Beverlin.....	105.1
1994	Jason Beverlin.....	124.1
1995	Clark Maxwell.....	123.1
1996	Clark Maxwell.....	85.0
1997	Clark Maxwell.....	102.2
1998	Mark DiFelice.....	98.0
1999	David Pember.....	119.2
2000	Aaron Kirby.....	68.1
2001	Jared Burton.....	93.1
2002	Jared Burton.....	103.0
2003	Ryan Basner.....	125.0
2004	Brad Josey.....	101.0
2005	Brain Barnes.....	58.0
2006	Tyler Sexton.....	91.1
2007	Drew Saberhagen.....	106.2
2008	Drew Saberhagen.....	79.2
2009	Chris Masters.....	83.2
2010	Matt Benedict.....	92.2
2011	Matt Benedict.....	85.1
2012	Jordan Smith.....	95.2
2013	Jordan Smith.....	94.0

2014	Jordan Smith.....	105.0
2015	Bryan Sammons.....	75.0
2016	Bryan Sammons.....	100.1
2017	Bryan Sammons.....	104.1
2018	Taylor Purus.....	90.1
2019	Chase Walter.....	93.0
2020	Zebby Matthews.....	26.1
2021	Zebby Matthews.....	61.1
2022	Zebby Matthews.....	95.2
2023	Kyle Riesselmann.....	53.0
2024	Gavin Mortenson.....	65.0
2025	Davis Wright.....	86.0

WCU'S SOUTHERN CONFERENCE WEEKLY & MONTHLY AWARDS

**1991 PITCHER**  
Phillip Grundy ..... Week 2  
**PLAYER**  
Kevin Bellomo..... Week 2  
Todd Raleigh..... Week 3

**1992 PLAYER**  
Joey Cox..... Week 2

**1993 PLAYER**  
Phillip Grundy ..... Week 1  
Rodney Hennon..... Week 4  
Phillip Grundy ..... Week 5  
Mike Tidick ..... Week 6

**1994 PITCHER**  
Jason Beverlin ..... Week 1  
Jason Beverlin ..... Week 2  
**PLAYER**  
Roy Hurst ..... Week 5  
Mike Tidick ..... Week 7

**1995 PITCHER**  
Dale Pilgrim ..... Week 1  
Clark Maxwell ..... Week 4  
Clark Maxwell ..... Week 6  
Mark DiFelice..... Week 8  
**PLAYER**  
Jody Henson..... Week 1  
Jody Henson..... Week 1

**1996 PITCHER**  
Clark Maxwell ..... Week 4  
Brian Bain ..... Week 6  
**PLAYER**  
Alex Tolbert..... Week 1

**1997 PITCHER**  
Mark DiFelice..... Week 1  
**PLAYER**  
Jeremy Barrow ..... Week 5  
Martin Barrow ..... Week 6

**1998 PLAYER**  
Chuck Koone ..... Week 1  
Charles Thomas..... Week 2

**1999 PLAYER**  
Charles Thomas..... Week 7  
Eric Johnson ..... Week 10

**2000 PITCHER**  
Jared Burton..... Week 1

**2001 PITCHER**  
Ryan Basner ..... Week 5  
Dan Foley..... Week 12  
**PLAYER**  
Alan Beck..... Week 1  
Donovan Minero..... Week 7

**2002 PITCHER**  
Jared Burton..... Week 5  
**PLAYER**  
Ryan Schade..... Week 1  
Donovan Minero..... Week 7  
Todd Roper ..... Week 8  
Donovan Minero..... Week 9  
Donovan Minero..... Week 4

**2003 PITCHER**  
Ryan Basner ..... Week 4  
**PLAYER**  
Todd Buchanan..... co-Week 7  
Alan Beck..... co-Week 7  
Rod Goldston..... Week 9  
Alan Beck..... Week 11

**2004 PITCHER**  
Brian McCullen ..... Week 13  
**PLAYER**  
Alex Gary ..... Week 3

**2005 PITCHER**  
Brian Barnes ..... Week 7

**2006 PITCHER**  
Tyler Sexton..... Week 4  
Greg Holland ..... Week 12  
**PLAYER**  
Steven Strausbaugh ..... Week 5  
Trey McDaniel..... Week 6  
Jonathan Greene..... Week 14

**2007 PITCHER**  
Greg Holland ..... Week 11  
Chris Masters..... Week 12  
Tyler Sexton..... Week 13  
**PLAYER**  
Kenny Smith..... Week 2  
John Ingram..... Week 5  
Barrett Shaft ..... Week 8  
Kenny Smith..... Week 14

**2008 PITCHER**  
Chris Masters..... Week 6  
Chris Masters..... Week 10  
Chris Masters..... Week 12

**2009 PITCHER**  
Daniel Ottone ..... March 2  
Chris Masters..... March 23  
Corey Martin ..... April 13  
Chris Masters..... May 4  
**PLAYER**  
Stephen Notaro ..... March 23

**2010 PITCHER**  
Jason Sullivan..... March 8  
**PLAYER**  
Tyler Kirkpatrick..... April 12

**2011 PLAYER**  
Ross Heffley..... February 21  
Stephen Notaro ..... April 25  
Ross Heffley..... May 23

**2012 PITCHER**  
Jordan Smith ..... May 14  
**PLAYER**  
Ross Heffley..... March 12

**2013 PITCHER**  
Adam Curtis..... February 25  
Jeremy Null..... April 22  
**PLAYER**  
Adam Martin ..... April 22

**2014 PITCHER**  
Jeremy Null..... February 17  
Jeremy Null..... March 31  
**PLAYER**  
Adam Martin ..... March 17  
Bradley Strong..... April 21  
Jacob Hoyle..... May 5

**2015 PITCHER**  
B.J. Nobles..... February 16  
**PLAYER**  
Matt Smith ..... April 13

**2016 PITCHER**  
Tristan Baker..... March 21  
Bryan Sammons..... April 25  
**PLAYER**  
Bryson Bowman ..... March 21  
Kramer Ferrell..... March 28  
Kramer Ferrell..... April 11  
Andrew Bullock ..... May 16

**2017 PITCHER**  
Bryan Sammons..... March 13  
**PLAYER**  
Bryson Bowman ..... April 3  
Matt Smith ..... April 24

**2018 PITCHER**  
Chase Walter ..... May 7  
**PLAYER**  
Spencer Holcomb ..... May 14

**2019 PITCHER**  
Chase Walter ..... April 22  
**PLAYER**  
Daylan Nanny ..... March 4  
Immanuel Wilder ..... March 11

**2020 PITCHER**  
Chase Walter ..... April 22

**2021 PITCHER**  
Zebby Matthews..... March 1  
Zebby Matthews..... April 12  
Zebby Matthews..... April 26  
Zach Franklin ..... May 3  
**PLAYER**  
Justice Bigbie ..... February 22

**2022 PITCHER**  
Zebby Matthews..... May 9  
**PLAYER**  
Zach Ketterman ..... March 14  
Pascanel Ferreras..... May 2  
Pascanel Ferreras..... May 9

**2023 PITCHER**  
Nick Torres..... May 9

**2024 PITCHER**  
Jonathan Todd..... March 18  
**PLAYER**  
Nate Stocum ..... March 18  
Zach Ketterman ..... April 15  
Zach Ketterman ..... April 22  
Drew Needham ..... May 20

**2025 PITCHER**  
Brandon Langley ..... March 10  
**PLAYER**  
Mason Holton ..... March 3  
Brayden Corn..... March 24

PLAYER / PITCHER OF THE MONTH

**2006 PLAYER**  
Blake Murphy..... March

**2007 PITCHER**  
Drew Saberhagen..... May  
**PLAYER**  
Kenny Smith..... March

**2009 PITCHER**  
Garrett Ozar..... February

**2014 PITCHER**  
Jeremy Null..... February  
Jordan Smith ..... April

**2017 PLAYER**  
Bryson Bowman ..... April

**2021 PLAYER**  
Justice Bigbie ..... February  
**PITCHER**  
Zebby Matthews..... February  
Jack Snyder ..... May

**2022 PITCHER**  
Zebby Matthews..... May

**2024 PLAYER**  
Zach Ketterman ..... April

**WESTERN CAROLINA'S NATIONAL WEEKLY AWARD WINNERS:**

**Feb. 18, 2002:** RYAN SCHADE – National Collegiate Baseball Writers Association (NCBWA) National Hitter of the Week: Hit .692 (9-for-13) in a three-game series sweep of Wright State ... Finished with four doubles and six RBI;

**March 27, 2006:** TREY MCDANIEL – Collegiate Baseball's "Louisville Slugger" National Player of the Week: Finished 11-for-15 in five games with three HRs, 13 runs scored and 12 RBI;

**March 27, 2006:** BLAKE MURPHY – Collegiate Baseball's "Louisville Slugger" National Player of the Week: Posted an 11-for-20 (.550) performance with three home runs, three doubles and collected a staggering 19 RBI;

**March 29, 2006:** TREY MCDANIEL – Earned National Collegiate Baseball Writers Association (NCBWA) National Hitter of the Week;

**May 22, 2006:** JONATHAN GREENE – Collegiate Baseball's "Louisville Slugger" National Player of the Week: Hit five home runs and two doubles in four games, finishing 13-for-18 with nine RBI, seven runs scored.

**March 13, 2007:** JOHN INGRAM – College Baseball Foundation (CBF) National Honor Roll Players of the Week: Hit .520 (13-for-25) in five games with five extra base hits including three HRs, 12 RBI and 10 runs scored.

**March 20, 2007:** JOHN INGRAM – College Baseball Foundation (CBF) National Honor Roll Players of the Week: Batted 10-for-22 (.455) with a pair of home runs and two doubles.

**April 3, 2007:** BARRETT SHAFT – College Baseball Foundation (CBF) National Honor Roll Players of the Week: Finished the week 10-for-17 (.588), accounting for 12 total runs, scoring five and driving in seven.

**May 14, 2007:** BLAKE MURPHY – Collegiate Baseball's "Louisville Slugger" National Player of the Week: Belted six home runs over a five-game span, finishing 10-for-18 (.556) with seven extra-base hits during a 5-0 week for WCU ... Finished with 12 RBI and scored 16 runs.

**February 18, 2013:** JEREMY NULL – Collegiate Baseball's "Louisville Slugger" National Player of the Week: Struck out a then career-high 13 in seven innings of work in an 8-5 home win over Washington State.

**April 22, 2013:** JEREMY NULL – Collegiate Baseball's "Louisville Slugger" National Player of the Week: Fanned a career-high 14 batters in eight innings of work in Friday's series-opening victory over GSU ... WCU went on to sweep the Eagles for the first time since 2003;

**February 18, 2014:** JEREMY NULL – Collegiate Baseball's "Louisville Slugger" National Player of the Week and National Collegiate Baseball Writers Association (NCBWA) National Pitcher of the Week: Struck out 12 batters in eight innings of work against second-ranked Mississippi State, scattering three hits while keeping the Bulldogs scoreless.

**April 11, 2016:** KRAMER FERRELL – Selected as a Collegiate Baseball "Louisville Slugger" National Player of the Week after batting .636 with seven hits, five for extra bases for a 1.636 slugging percentage ... Drove in nine runs while scoring six, boasting a .714 on-base percentage.

**April 3, 2017:** BRYAN SAMMONS – Selected as a Collegiate Baseball National Player of the Week after striking out a career-high 14 batters in a 4-3 win over The Citadel.

**May 14, 2018:** SPENCER HOLCOMB – Selected as a Collegiate Baseball National Player of the Week after batting .556 (10-for-18) with five extra bases including four home runs, homering in four-straight games for a 1.278 slugging percentage ... Posted four, multi-hit games including a career-high tying four hits at fifth-ranked Clemson.

**April 8, 2019:** MATTHEW KOEHLER – Selected as a Collegiate Baseball National Player of the Week, hitting three home runs in a road game at Marshall and finishing the week 5-for-16 with seven RBI with four runs scored over four games;

**April 15, 2019:** CHASE WALTER – Selected as a Collegiate Baseball National Player of the Week after striking out a then career-best 13 batters over 6 2/3 innings during an 11-7 road win over Mercer;

**April 22, 2019:** CHASE WALTER – Selected as a Collegiate Baseball National Player of the Week after striking out a career-high 17 batters in a home win over Furman, limiting the Paladins to one run on just six hits including five singles;

**May 2, 2022:** PASCANEL FERRERAS – Selected as a Collegiate Baseball National Player of the Week after batting .500 (9-for-18) with seven of his nine hits going for extra bases including four homers and three doubles (1.333 slugging percentage).

YEAR	SITE	OPPONENT	W / L	WCU	OPP
1984	Cullowhee	#2N VMI	W	10	7
1984	Cullowhee	#1N Appalachian State	L	5	9
1984	Cullowhee	#2S The Citadel	L	0	8
1985	Boone	#1N Appalachian State	W	3	2
1985	Boone	#2N Marshall	L	2	5
1985	Boone	#1S Davidson	W	13	2
1985	Boone	#2N Marshall	W	12	6
1985	Boone	#2N Marshall	W	13	12
1986	Cullowhee	#2N ETSU	W	11	2
1986	Cullowhee	#1N Appalachian State	W	18	17
1986	Cullowhee	#1N Appalachian State	W	11	8
1987	Asheville	#2N VMI	W	16	4
1987	Asheville	#1N Appalachian State	W	8	7
1987	Asheville	#2N VMI	W	9	4
1988	Asheville	#2N Appalachian State	W	18	8
1988	Asheville	#2S The Citadel	W	6	2
1988	Asheville	#2S The Citadel	W	22	6
1989	Asheville	#3 Appalachian State	W	7	2
1989	Asheville	#2 Marshall	W	4	2
1990	Charleston	#7 ETSU	W	6	1
1990	Charleston	#3 Marshall	L	1	3
1990	Charleston	#5 Appalachian State	W	5	4
1990	Charleston	#3 Marshall	W	11	3
1990	Charleston	#1 The Citadel	L	5	9
1991	Charleston	#7 VMI	W	18	2
1991	Charleston	#6 ETSU	L	4	7
1991	Charleston	#1 The Citadel	W	7	3
1991	Charleston	#6 ETSU	W	9	4
1991	Charleston	#5 Appalachian State	W	4	0
1991	Charleston	#4 Furman	L	11	9
1992	Charleston	#8 VMI	W	3	2
1992	Charleston	#4 The Citadel	W	2	1
1992	Charleston	#2 Georgia Southern	W	17	10
1992	Charleston	#2 Georgia Southern	L	12	14
1992	Charleston	#2 Georgia Southern	W	4	3
1993	Charleston	#7 Marshall	W	7	6
1993	Charleston	#3 The Citadel	W	4	2
1993	Charleston	#8 VMI	L	3	4
1993	Charleston	#1 Georgia Southern	W	6	5
1993	Charleston	#8 VMI	W	12	5
1993	Charleston	#8 VMI	W	5	1
1994	Charleston	#8 Davidson	L	1	2
1994	Charleston	#4 ETSU	W	4	2
1994	Charleston	#3 Marshall	W	8	2
1994	Charleston	#8 Davidson	W	13	1
1994	Charleston	#7 VMI	W	7	1
1994	Charleston	#5 The Citadel	L	2	4
1995	Charleston	#6 Appalachian State	W	9	5
1995	Charleston	#2 Georgia Southern	L	4	10
1995	Charleston	#8 Marshall	W	10	3
1995	Charleston	#5 ETSU	L	1	6
1996	Charleston	#7 VMI	L	3	7
1996	Charleston	#3 Furman	L	4	7
1997	Charleston	#8 VMI	W	4	3
1997	Charleston	#4 Furman	W	7	1
1997	Charleston	#3 The Citadel	W	10	3
1997	Charleston	#4 Furman	W <sup>(10)</sup>	10	9
1998	Charleston	#6 Georgia Southern	W	6	5
1998	Charleston	#2 The Citadel	L	0	5
1998	Charleston	#5 Wofford	W	9	4
1998	Charleston	#4 Furman	W	2	1
1998	Charleston	#1 UNCG	L	2	4

YEAR	SITE	OPPONENT	W / L	WCU	OPP
1999	Charleston	#6 Georgia Southern	L	5	8
1999	Charleston	#7 VMI	W	8	4
1999	Charleston	#4 ETSU	W	7	5
1999	Charleston	#8 Furman	W	11	4
1999	Charleston	#2 Col. of Charleston	W	3	2
1999	Charleston	#1 The Citadel	L	3	6
2000	Charleston	Did Not Qualify			
2001	Charleston	#5 UNCG	L	5	7
2001	Charleston	#8 Col. of Charleston	L	7	9
2002	Charleston	#7 Wofford	W	9	2
2002	Charleston	#3 Col. of Charleston	L	0	3
2002	Charleston	#5 UNCG	L <sup>(10)</sup>	4	6
2003	Charleston	#8 Davidson	W	14	0
2003	Charleston	#5 Furman	W	6	0
2003	Charleston	#2 Georgia Southern	W	1	0
2003	Charleston	#2 Georgia Southern	L	8	4
2003	Charleston	#2 Georgia Southern	W <sup>(11)</sup>	6	5
2004	Charleston	#1 Col. of Charleston	W	4	3
2004	Charleston	#4 Elon	W	7	6
2004	Charleston	#3 The Citadel	W	5	2
2004	Charleston	#3 The Citadel	L	2	9
2004	Charleston	#3 The Citadel	L	1	8
2005	Charleston	#6 The Citadel	W	6	1
2005	Charleston	#2 Georgia Southern	L	2	7
2005	Charleston	#1 Col. of Charleston	L	4	11
2006	Charleston	#3 Furman	W	14	1
2006	Charleston	#2 Col. of Charleston	L	0	1
2006	Charleston	#4 Georgia Southern	W	13	3
2006	Charleston	#5 The Citadel	L	2	4
2007	Charleston	#7 The Citadel	L	2	7
2007	Charleston	#6 Georgia Southern	L	5	6
2008	Charleston	#10 Davidson	W <sup>(11)</sup>	11	10
2008	Charleston	#2 Col. of Charleston	L	4	5
2008	Charleston	#6 Appalachian State	L	5	10
2009	Greenville	#5 Col. of Charleston	W	12	4
2009	Greenville	#1 Elon	L	7	15
2009	Greenville	#8 Furman	L	6	7
2010	Charleston	#3 Georgia Southern	W	11	4
2010	Charleston	#2 Col. of Charleston	W <sup>(12)</sup>	7	6
2010	Charleston	#7 Appalachian State	L	2	3
2010	Charleston	#7 Appalachian State	W	7	6
2010	Charleston	#1 The Citadel	L	3	10
2011	Charleston	#1 Elon	W <sup>(20)</sup>	10	7
2011	Charleston	#4 Georgia Southern	L	1	12
2011	Charleston	#5 Col. of Charleston	L	2	4
2012	Greenville	#4 Samford	L	0	7
2012	Greenville	#8 Furman	L	8	9
2013	Greenville	#8 Samford	W	13	7
2013	Greenville	#4 The Citadel	L	11	12
2013	Greenville	#5 Appalachian State	L	4	15
2014	Charleston	#8 Furman	L	2	3
2014	Charleston	#4 Georgia Southern	L	4	8
2015	Charleston	#7 Samford	L <sup>(10)</sup>	7	8
2015	Charleston	#6 Furman	L	4	12
2016	Greenville	#7 Wofford	W	10	9
2016	Greenville	#6 Samford	W	14	4
2016	Greenville	#1 Mercer	L	9	8
2016	Greenville	#6 Samford	W	7	4
2016	Greenville	#1 Mercer	W	4	2
2016	Greenville	#1 Mercer	W	3	2

YEAR	SITE	OPPONENT	W / L	WCU	OPP
2017	Greenville	#7 ETSU	L	6	8
2017	Greenville	#6 Samford	L	1	6
2018	Greenville	#8 The Citadel	W	6	5
2018	Greenville	#1 UNCG	W	10	2
2018	Greenville	#5 Mercer	L	0	15
2018	Greenville	#6 ETSU	W	11	8
2018	Greenville	#1 UNCG	W	8	4
2018	Greenville	#5 Mercer	L	2	10
2019	Greenville	#9 The Citadel	W	7	3
	Greenville	#1 Samford	L <sup>(10)</sup>	4	5
	Greenville	#5 Furman	L	7	9
2020 NO TOURNAMENT - SEASON CANCELED DUE TO COVID-19					
2021	Greenville	#1 Wofford	W	16	5
	Greenville	#2 Samford	L <sup>(7)</sup>	7	19
	Greenville	#1 Wofford	W	11	6
	Greenville	#2 Samford	L	6	8
2022	Greenville	#7 VMI	W	4	1
	Greenville	#3 Samford	L <sup>(7)</sup>	3	22
	Greenville	#4 UNCG	L	7	9
2023	Greenville	#6 UNCG	L	3	4
2024	Greenville	#5 Wofford	L <sup>(7)</sup>	1	12
	Greenville	#7 Mercer	L	8	10
2025	Greenville	#8 VMI	W <sup>(7)</sup>	15	1
	Greenville	#4 Mercer	W	10	3
	Greenville	#1 ETSU	L	13	16
	Greenville	#3 The Citadel	L	10	11

**IN THE SOCON TOURNAMENT,  
WCU'S RECORD VS.:**

<i>Appalachian State</i> *	10-4
The Citadel	10-12
<i>College of Charleston</i> *	4-6
<i>Davidson</i> *	4-1
East Tennessee State	6-4
<i>Elon</i> *	2-1
Furman	6-6
<i>Georgia Southern</i> *	8-7
<i>Marshall</i> *	7-2
Mercer	3-4
Samford	3-7
UNC Greensboro	2-5
VMI	12-2
Wofford	5-1

**WESTERN CAROLINA'S RECORD AT:**

Site	Record	Years	Titles
Asheville	8-0	3	3
Boone	4-1	1	1
Charleston	49-39	22	4
Cullowhee	4-2	2	1
<u>Greenville</u>	<u>17-22</u>	<u>12</u>	<u>1</u>
<b>TOTALS</b>	<b>82-64</b>	<b>40</b>	<b>10</b>

**CATAMOUNTS ON THE SOCON ALL-TOURNAMENT TEAM**

1990..... Grant Brittain  
 .....Mike Hilton  
 .....Rodney Tesh  
 1991..... Kevin Bellomo  
 .....Joey Cox  
 .....Jack Kimel  
 .....Matt Raleigh  
 .....Rodney Tesh  
 1992..... Joey Cox  
 .....Scott Lyman  
 .....Eric Whitson  
 1993..... Jason Beverlin  
 .....Rob Doherty  
 .....Phillip Grundy  
 .....Roy Hurst  
 .....Mike Tidick  
 1994..... John Connolly  
 .....Mike Tidick  
 .....Marc Striker

1995..... Eric Whitson  
 1997..... J.P. Burwell  
 .....Jeff Sziksai  
 2003..... Ryan Basner  
 .....Chris Davis  
 .....Matt Nelson  
 .....Brian Sigmon  
 2004..... Chris Davis  
 2006..... Trey McDaniel  
 2009..... Brent Greer  
 2010..... Ollie Goulder  
 .....Matt Johns  
 .....Brandon Johnson  
 2013..... Tyler White  
 .....Julian Ridings  
 2016..... B.J. Nobles, SP  
 .....Korey Anderson, RP  
 .....Matt Smith, 1B

.....Kramer Ferrell, OF  
 2018..... Taylor Purus, SP  
 .....Cameron Blaquiere, SS  
 .....Justin Sparks, 1B  
 2019..... Will Prater, 2B  
 2021..... Justice Bigbie, OF  
 .....Pascanel Ferreras, SS  
 .....Luke Robinson, C  
 2022..... Zach Ketterman, 3B  
 2025..... Brayden Corn, OF

**SOCON CHAMPIONSHIP MVP  
 WALT NAZDAK AWARD**

1985..... Mike Carson  
 1986..... David Hyatt  
 1987..... Clint Fairey  
 1988..... Keith LeClair  
 1989..... Paul Menhart  
 1992..... Joey Cox  
 1993..... Phillip Grundy  
 1997..... J.P. Burwell  
 2003..... Brian Sigmon  
 2016..... Matt Smith

**WESTERN CAROLINA IN THE SOCON TOURNAMENT RECORD BOOK**

**INDIVIDUAL GAME BATTING**

Most At Bats: ..... 10 – two tied  
 ..... Aaron Attaway vs. Elon, 2011; Ross Heffley vs. Elon, 2011  
 Most Hits: ..... 6 – Tyler White vs. Elon, 2011  
 Most Doubles: ..... 3 – five tied  
 ..... Dave Piela vs. The Citadel, 1988  
 Most Triples: ..... 2 – three tied  
 ..... Wyatt Stanley, vs. Mercer, 2025; Matt Raleigh vs. VMI, 1991  
 Most Home Runs: ..... 2 – 35 occasions  
 ..... Jacob Hoyle vs. College of Charleston, 2013  
 Most Total Bases: ..... 11 – six tied  
 ..... Jim Eldridge vs. Appalachian State, 1986  
 Most RBI: ..... 6 – six tied  
 ..... Skip Nelloms vs. Appalachian State, 1988  
 Most Walks: ..... 4 – seven tied  
 ..... Alex Tolbert vs. Furman, 1997  
 Highest Batting Average: ..... 1.000 – three tied  
 ..... John Connolly vs. Davidson (5-for-5), 1994

**INDIVIDUAL GAME PITCHING**

Fewest Hits (min. 9 inn.): ..... 2 – two tied  
 ..... Derek Cockrell vs. VMI, 1993  
 Fewest Walks (min. 9 inn.): ..... 0 – seven tied  
 ..... Mark DiFelice vs. Furman, 1997  
 ..... Phillip Grundy vs. The Citadel, 1992

**INDIVIDUAL TOURNAMENT BATTING**

Most Doubles: ..... 5 – two tied: Joey Cox, 1991  
 Most Triples: ..... 2 – 15 tied: Mike Tidick, 1994; Matt Raleigh, 1991

**INDIVIDUAL TOURNAMENT PITCHING**

Most Appearances: ..... 5 – six tied  
 ..... Doug Udzilla, 1990  
 Most Wins: ..... 3, Jason Beverlin, 1993  
 Lowest ERA (min 9 inn.): ..... 0.00 – 14 tied  
 ..... Ryan Basner (10 IP), 2003; Andy Rickman (9.1 IP), 1985  
 Fewest Walks (min 9 inn.): ..... 0 – 9 tied  
 ..... Brad Josey (10.2 IP), 2004; Mark DiFelice (9.0 IP), 1997  
 ..... Phillip Grundy, 1992

**TEAM GAME BATTING**

Most At Bats: ..... 78 – vs. Elon, 2011 (20 inn.)  
 Most Hits: ..... 24 – vs. The Citadel, 1988  
 Most Runs: ..... 22 – vs. The Citadel, 1988  
 Most Doubles: ..... 8 – three tied  
 ..... vs. The Citadel, 1988  
 Most Triples: ..... 3 – three tied  
 ..... vs. VMI, 1991  
 Most Home Runs: ..... 7 – vs. The Citadel, 1988  
 Most Total Bases: ..... 54 – vs. The Citadel, 1988  
 Most RBI: ..... 21 – three tied  
 ..... vs. The Citadel, 1988

**TEAM TOURNAMENT BATTING**

Most Doubles: ..... 17 in 1991  
 Most Home Runs: ..... 14 in 1988  
 Longest Game: ..... 20 innings (WCU vs. Elon, 2011)  
 Largest Deficit Overcome for Victory: ..... 9 runs (WCU vs. ASU, 1993)  
 Most Combined Runs Scored: ..... 35 runs (WCU vs. ASU, 1986)

## WCU'S ALL-TIME COACHES ALL-SOUTHERN CONFERENCE SELECTIONS

DATES BACK TO 1960

1977	Wayne Tolleson..... 1st Keith Ebersole ..... 1st	1992	Joey Cox, OF ..... 1st Matt Raleigh, SS ..... 1st Phillip Grundy, P & DH ..... 2nd Rodney Hennon, 2B ..... 2nd Roy Hurst, C ..... 2nd Jack Kimel, P ..... 2nd Scott Lyman, OF ..... 2nd	2005	Steven Strausbaugh, OF... 2nd	2018	Spencer Holcomb, C..... 2nd Justice Bigbie, OF..... FR Will Prater, INF ..... FR Chase Walter, SP ..... FR
1978	Keith Ebersole ..... 1st Wayne Tolleson..... 1st	1993	Jason Beverlin, P ..... 1st Phillip Grundy, DH..... 1st Rodney Hennon, 2B ..... 1st Scott Lyman, OF ..... 1st	2006	Jonathan Greene, 3B..... 1st Steven Strausbaugh, OF.... 1st Blake Murphy, C ..... 2nd	2019	Justice Bigbie, INF..... 1st Matthew Koehler, OF..... 1st Colin Bertsch, INF..... FR
1979	Willie Carpenter..... 1st	1994	Jason Beverlin, P ..... 1st Mike Tidick, OF..... 1st Mike Manning, P ..... 2nd Roy Hurst, C ..... 2nd Jody Henson, OF ..... 2nd	2007	Greg Holland, P ..... 1st Blake Murphy, C ..... 1st Drew Saberhagen, P ..... 1st Barrett Shaft, CF..... 1st Kenny Smith, 2B ..... 1st Jonathan Greene, OF ..... 1st John Ingram, 1B..... 2nd Steven Strausbaugh, RF ... 2nd	2020	..... No Postseason Teams (COVID-19)
1980	Willie Carpenter..... 1st Don Ingle ..... 1st	1995	Jody Henson, OF ..... 1st Alex Tolbert, 1B ..... 1st Eric Whitson, 3B ..... 1st J.P. Burwell, C ..... 2nd	2008	Blake Murphy, C ..... 1st Nick Liles, 2B ..... 2nd Mike Tavernier, P ..... 2nd	2021	Justice Bigbie, OF..... 1st Will Prater, DH ..... 1st Luke Robinson, C..... 1st Zebby Matthews..... 2nd Pascanel Ferreras, SS..... 2nd ..... FR
1981	Mel Kinsey ..... 1st	1996	Brian Bain, P ..... 2nd Alex Tolbert, 1B ..... 2nd Chris Moore, 3B..... 2nd	2009	Brent Greer, SS ..... 1st	2022	Pascanel Ferreras, SS..... 1st Zach Franklin, SP ..... 1st Will Prater, 2B ..... 2nd
1982	..... None	1997	Martin Barrow, OF ..... 1st Alex Tolbert, 1B ..... 1st Mark DiFelice, P..... 2nd J.P. Burwell, C ..... 2nd Jeff Szikszai, 2B ..... 2nd Chris Moore, SS..... 2nd Jeremy Bruce, 3B ..... 2nd Matt Stillwell, OF ..... 2nd	2010	Matt Benedict, P ..... 2nd Trevor Collias, OF ..... 2nd	2023	Pascanel Ferreras, SS..... 1st Ryan White, RP ..... FR
1983	Charlie Fonville..... 1st David Hill ..... 1st Greg Johnson ..... 1st Brian Tebo, OF..... 2nd	1998	Martin Barrow, OF ..... 1st Mark DiFelice, P..... 1st Chris Moore, SS ..... 1st Frankie Ward, C..... 2nd	2011	Ross Heffley, 2B ..... 1st Stephen Notaro, DH ..... 1st Austin Schultz, 3B..... 2nd Aaron Attaway, SS ..... FR Adam Martin, C ..... FR	2024	Nate Stocum, OF ..... 1st Jonathan Todd, RP ..... 1st Zach Ketterman, 2B..... 2nd Dante Visconti, SP ..... 2nd Davis Budd, SP ..... FR
1984	Mike Carson, OF..... 1st Charlie Fonville, 1B..... 1st Scott Gay, P ..... 1st David Hyatt, OF ..... 1st Brian Tevo, OF ..... 2nd John Pust, SS..... 3rd Freddie Hailey, OF..... 2nd	1999	Chris Moore, SS..... 1st Eric Johnson, OF ..... 1st Charles Thomas, OF ..... 1st Steve Harris, 1B ..... 2nd	2012	Ross Heffley, 2B ..... 1st Preston Hatcher, P ..... 1st Jacob Hoyle, DH..... 2nd Jeremy Null, P ..... FR Bradley Strong, 3B ..... FR	2025	Jack Spyke, C ..... 1st Wyatt Stanley, DH ..... 1st ..... FR Dusty Revis, SP ..... 2nd Trent Turner, SS ..... DEF Trey Spees, INF..... FR
1985	Mike Carson, OF..... 1st Scott Gay, P ..... 1st Freddie Hailey, OF..... 1st David Hyatt, OF ..... 1st Skip Nelloms, DH..... 1st	2000	Charles Thomas, OF ..... 2nd	2013	Aaron Attaway, SS ..... 1st Preston Hatcher, P ..... 1st Julian Ridings, OF..... 1st Tyler White, 3B ..... 1st Adam Martin, C ..... 2nd Jeremy Null, P ..... 2nd Jonathan Waszak, P ..... FR		
1986	Mike Carson, OF..... 1st Freddie Hailey, OF..... 1st Pat Riley, DH..... 1st	2001	Alan Beck, OF ..... 1st Donovan Minero, OF ..... 1st	2014	Jacob Hoyle, 1B ..... 1st Adam Martin, C ..... 1st Jordan Smith, P ..... 1st Bradley Strong, 2B ..... 1st Jeremy Null, P ..... 2nd Bryan Sammons, P ..... FR		
1987	Clint Fairey, DH..... 1st Freddie Hailey, OF..... 1st Stewart Keyes, P..... 1st Skip Nelloms, OF ..... 1st	2002	Todd Buchanan, 1B ..... 1st Donovan Minero, CF..... 1st Ryan Schade, SS..... 1st Alan Beck, OF ..... 2nd Chris Davis, DH..... 2nd	2015	Bradley Strong, 2B ..... 1st Danny Bermudez, C..... 2nd		
1988	Clint Fairey, 1B ..... 1st Keith LeClair, OF ..... 1st Tom Malchesky, 3B..... 1st Paul Menhart, P ..... 1st Skip Nelloms, OF ..... 1st	2003	Alan Beck, OF ..... 1st Rod Goldston, OF ..... 1st Derrick Hawk, P ..... 1st Todd Buchanan, 1B ..... 2nd Wayne Kilmer, SS..... 2nd Ryan Basner, P ..... 2nd	2016	Matt Smith, 1B..... 1st Danny Bermudez, C..... 2nd Bryson Bowman, OF..... 2nd Colton Davis, RP ..... 2nd Kramer Ferrell, OF ..... 2nd Andrew Bullock, DH ..... FR		
1989	Clint Fairey, 1B ..... 1st Mark Poarch, DH ..... 1st Matt Raleigh, 3B ..... 2nd	2004	..... None	2017	Bryson Bowman, OF..... 1st Nobu Suzuki, 2B ..... 1st Bryan Sammons, P ..... 2nd Brett Pope, SS ..... 2nd Andrew Robinson, OF..... FR		
1990	Grant Brittain, 2B..... 1st Matt Raleigh, 3B ..... 1st Jack Kimel, P ..... 2nd Todd Raleigh, C ..... 2nd Kevin Bellomo, OF..... 2nd						
1991	Kevin Bellomo, OF..... 1st Phillip Grundy, P ..... 1st Matt Raleigh, 3B ..... 1st Todd Raleigh, C ..... 1st Rodney Tesh, 1B..... 1st						

**WCU'S ALL-TIME MEDIA ALL-SOUTHERN CONFERENCE SELECTIONS**

*FIRST AWARDED IN 2002 – STOPPED AWARDING AFTER 2024 SEASON*

2002	Todd Buchanan, 1B ..... 1st Donovan Minero, CF ..... 1st Ryan Schade, SS ..... 1st Alan Beck, OF ..... 2nd Chris Davis, DH ..... 2nd	2009	Brent Greer, SS ..... 1st	2017	Bryson Bowman, OF ..... 1st Nobu Suzuki, 2B ..... 1st Bryan Sammons, P ..... 2nd Brett Pope, SS ..... 2nd
2003	Alan Beck, OF ..... 1st Rod Goldston, OF ..... 1st Todd Buchanan, 1B ..... 2nd Derrick Hawk, P ..... 2nd Wayne Kilmer, SS ..... 2nd	2010	Matt Benedict, P ..... 2nd Trevor Collias, OF ..... 2nd	2018	Spencer Holcomb, C ..... 2nd
2004	..... None	2011	Ross Heffley, 2B ..... 1st Stephen Notaro, DH ..... 1st Austin Schultz, 3B ..... 2nd	2019	Justice Bigbie, INF ..... 1st Matthew Koehler, OF ..... 1st
2005	..... None	2012	Preston Hatcher, P ..... 1st Ross Heffley, 2B ..... 1st	2020	..... No Postseason Teams (COVID-19)
2006	Steven Strausbaugh, OF ..... 1st Jonathan Greene, 3B ..... 2nd Blake Murphy, C ..... 2nd	2013	Aaron Attaway, SS ..... 1st Preston Hatcher, P ..... 1st Julian Ridings, OF ..... 1st Tyler White, 3B ..... 1st Adam Martin, C ..... 2nd Jeremy Null, P ..... 2nd	2021	Justice Bigbie, OF ..... 1st Will Prater, DH ..... 1st Luke Robinson, C ..... 1st Zebby Matthews ..... 2nd Pascanel Ferreras, SS ..... 2nd
2007	Greg Holland, P ..... 1st Blake Murphy, C ..... 1st Drew Saberhagen, P ..... 1st Kenny Smith, 2B ..... 1st Jonathan Greene, OF ..... 1st John Ingram, 1B ..... 2nd Steven Strausbaugh, RF ..... 2nd	2014	Jacob Hoyle, 1B ..... 1st Adam Martin, C ..... 1st Jordan Smith, P ..... 1st Jeremy Null, P ..... 2nd Tyler Powell, P ..... 2nd	2022	Pascanel Ferreras, SS ..... 1st Zach Franklin, SP ..... 1st
2008	Blake Murphy, C ..... 1st Nick Liles, 2B ..... 2nd Mike Tavernier, P ..... 2nd	2015	Bradley Strong, 2B ..... 1st Matt Smith, DH ..... 2nd	2023	Pascanel Ferreras, SS ..... 1st
		2016	Matt Smith, 1B ..... 1st Danny Bermudez, C ..... 2nd Bryson Bowman, OF ..... 2nd	2024	Nate Stocum, OF ..... 1st Jonathan Todd, RP ..... 2nd Zach Ketterman, 2B ..... 2nd Dusty Revis, RP ..... 2nd

**CATAMOUNT BASEBALL ON THE SOUTHERN CONFERENCE 100TH ANNIVERSARY TEAM**

**Jason Beverlin, P:** SoCon Male Athlete of the Year 1993-94

**Bryson Bowman, OF:** All-America 2016, 2017

**Clint Fairey, DH/1B:** SoCon Player of the Year 1987, 1988, 1989; 1st-team All-SoCon 1987, 1988, 1989

**Fred Hailey, OF:** 1st-team All-SoCon 1984, 1985 1986, 1987

**Skip Nelloms, OF:** 1st-team All-SoCon 1985, 1987, 1988

**Matt Raleigh, 3B/SS:** 1st-team All-SoCon 1990, 1991, 1992

**Wayne Tolleson:** SoCon Hall of Fame 2020, SoCon Male Athlete of the Year 1977-78

Members of the **SoCon 100th anniversary team** must meet at least one of the following:

- Member of College Baseball Hall of Fame
- Member of SoCon Hall of Fame (for primary sport)
- National Player/Pitcher of the Year
- All-America in two different seasons (not including honorable mention or freshman AA)
- SoCon Male Athlete of the Year
- SoCon Player/Pitcher of the Year (coaches or media) in two different seasons
- 1st-team All-SoCon (coaches or media) in three different seasons

Notes:

- Student-athletes must have competed in the SoCon for at least two seasons.
- List of awards is not exhaustive – just those that satisfy the above criteria are listed.
- Awards are through the completion of the 2020-21 academic year.



**1985 NCAA EAST REGIONAL**

Site: Columbia, S.C.

OPPONENT	W/L	WCU	OPP
Old Dominion	W	5	3
LaSalle	L	2	6
St. John's	W	9	6
South Carolina	L	3	14

**WCU ALL-REGIONAL TEAM SELECTIONS:**  
Brian Tebo, Darryl Rogers

**1986 NCAA ATLANTIC REGIONAL**

Site: Coral Gables, Fla.

OPPONENT	W/L	WCU	OPP
Miami (Fla.)	L	8	10
Georgia Tech	L (11)	7	8

**1987 NCAA MID-EAST REGIONAL**

Site: Starkville, Miss.

OPPONENT	W/L	WCU	OPP
Oklahoma State	L	3	6
Purdue	W	8	7
Mississippi State	W	8	1
Oklahoma State	L	6	9

**WCU ALL-REGIONAL TEAM SELECTIONS:**  
Skip Nelloms

**1988 NCAA SOUTH REGIONAL**

Site: Starkville, Miss.

OPPONENT	W/L	WCU	OPP
Mississippi State	L	4	7
Texas A&M	L	6	8

**1989 NCAA SOUTH REGIONAL**

Site: Starkville, Miss.

OPPONENT	W/L	WCU	OPP
Mississippi State	L	0	8
Indiana State	L	3	10

**1992 NCAA SOUTH II REGIONAL**

Site: Tallahassee, Fla.

OPPONENT	W/L	WCU	OPP
Florida State	W	1	0
Kent State	W	14	1
Stanford	W	5	0
Florida State	L	3	4
Florida State	L	3	18

(Runner-up in NCAA South II Regional)

**WCU ALL-REGIONAL TEAM SELECTIONS:**  
Phillip Grundy, Rodney Hennon, Matt Raleigh

**1993 NCAA SOUTH REGIONAL**

Site: Baton Rouge, La.

OPPONENT	W/L	WCU	OPP
Louisiana State	L	2	7
Miami (Fla.)	W	10	5
Kent State	L	5	8

**WCU ALL-REGIONAL TEAM SELECTIONS:**  
Phillip Grundy

**1994 NCAA MIDEAST REGIONAL**

Site: Knoxville, Tenn.

OPPONENT	W/L	WCU	OPP
Arizona State	L	6	8
Tennessee	L	4	6

**1997 NCAA EAST REGIONAL**

Site: Tallahassee, Fla.

OPPONENT	W/L	WCU	OPP
Auburn	L	3	11
Marist	W	8	3
South Florida	L	4	9

**2003 NCAA WILSON REGIONAL**

Site: Wilson, N.C.

OPPONENT	W/L	WCU	OPP
Va. Commonwealth	L	6	0
Lemoyne	W	9	5
Va. Commonwealth	W	2	0
N.C. State	L (14)	6	4

(Runner-up in NCAA Wilson Regional)

**WCU ALL-REGIONAL TEAM SELECTIONS:**  
Chris Davis, Rod Goldston  
Brandon McDowell, and Todd Roper

**2007 NCAA CHAPEL HILL REGIONAL**

Site: Chapel Hill, N.C.

OPPONENT	W/L	WCU	OPP
East Carolina	L	8	9
Jacksonville	W	7	0
East Carolina	W	9	5
North Carolina	L	5	6

(Runner-up in NCAA Chapel Hill Regional)

**WCU ALL-REGIONAL TEAM SELECTIONS:**  
John Ingram, Nick Liles, Drew Saberhagen  
Kenny Smith, Steven Strausbaugh

**2016 NCAA CLEMSON REGIONAL**

Site: Clemson, S.C.

OPPONENT	W/L	WCU	OPP
Clemson	L	10	24
Nebraska	W	4	1
Clemson	L	3	15

**WCU ALL-REGIONAL TEAM SELECTIONS:**  
Brett Pope, Matt Smith

**NCAA REGIONAL ALL-TOURNAMENT TEAM SELECTIONS**

1985.....	Brian Tebo
.....	Darryl Rogers
1987.....	Skip Nelloms
1992.....	Phillip Grundy
.....	Rodney Hennon
.....	Matt Raleigh
1993.....	Phillip Grundy
2003.....	Chris Davis
.....	Rod Goldston
.....	Brandon McDowell
.....	Todd Roper
2007.....	John Ingram
.....	Nick Liles
.....	Drew Saberhagen
.....	Kenny Smith
.....	Steven Strausbaugh
2016.....	Brett Pope
.....	Matt Smith



### WCU ON THE ABCA ALL-ATLANTIC REGION TEAM

1977	Keith Ebersole..... 1st	1994	Jason Beverlin ..... 1st	2012	Ross Heffley..... 2nd
	Jerry Reed..... 2nd		Mike Manning ..... 2nd	2013	Aaron Attaway ..... 2nd
	Wayne Tolleson..... 2nd		Mike Tidick..... 2nd		Tyler White ..... 2nd
1978	Wayne Tolleson..... 1st	1995	Jody Henson..... 1st	2014	Cody Jones ..... 1st
	Keith Ebersole..... 2nd	1996	Alex Tolbert..... 2nd		Adam Martin ..... 1st
1980	Willie Carpenter..... 1st	1997	Alex Tolbert..... 1st		Jacob Hoyle..... 2nd
1986	Pat Riley..... 2nd		Jeremy Bruce..... 2nd		Bradley Strong..... 2nd
1987	Clint Fairey..... 1st		J.P. Burwell ..... 2nd	2016	Bryson Bowman..... 1st
1989	Clint Fairey..... 1st	1998	Martin Barrow ..... 2nd		Matt Smith..... 2nd
1990	Grant Brittain ..... 1st		Mark DiFelice..... 2nd	2017	Bryson Bowman..... 1st
1991	Kevin Bellomo..... 1st	1999	Steve Harris ..... 2nd	2019	Matthew Koehler ..... 1st
	Phillip Grundy ..... 2nd		Chris Moore ..... 2nd		Justice Bigbie ..... 2nd
	Matt Raleigh..... 2nd	2001	Donovan Minero ..... 1st	2021	Justice Bigbie ..... 1st
1992	Joey Cox..... 1st	2003	Alan Beck..... 2nd		Luke Robinson..... 1st
	Matt Raleigh..... 1st	2004	Jared Greenwood..... 1st		Pascanel Ferreras ..... 2nd
	Dan Kyslinger..... 2nd	2005	Steven Strausbaugh..... 2nd	<b>COACH OF THE YEAR</b> 1987..... Jack Leggett	
1993	Phillip Grundy ..... 1st	2006	Steven Strausbaugh..... 2nd		
	Jason Beverlin ..... 2nd	2007	Kenny Smith..... 2nd		



### SOUTHERN CONFERENCE PLAYER OF THE YEAR

1978.....	Wayne Tolleson (C)
1981.....	Mel Kinsey (C)
1985.....	Scott Gay (C)
1987.....	Clint Fairey (C)
1988.....	Clint Fairey (C)
1989.....	Clint Fairey (C)
1990.....	Grant Brittain (C)
1991.....	Kevin Bellomo (C)
1992.....	Matt Raleigh (C)
1994.....	Mike Tidick (C)
1997.....	Alex Tolbert (C)
1998.....	Martin Barrow (C)
1999.....	Chris Moore (C)
2002.....	Donovan Minero (M)
2003.....	Alan Beck (C)
2007.....	Kenny Smith (C&M)
2013.....	Tyler White (M)
2017.....	Bryson Bowman (C&M)
2019.....	Justice Bigbie (C&M)

### SOUTHERN CONFERENCE PITCHER OF THE YEAR

Awarded since 1989

1994.....	Jason Beverlin (C)
1998.....	Mark DiFelice (C)

### SOUTHERN CONFERENCE FRESHMAN OF THE YEAR

1983.....	Brian Tebo (C)
1984.....	Freddie Hailey (C)
1989.....	Matt Raleigh (C)
1990.....	Rob Doherty (C)
1991.....	Phillip Grundy (C)
2005.....	Steven Strausbaugh (C&M)
2009.....	Ross Heffley (C&M)

### SOUTHERN CONFERENCE COACH OF THE YEAR

1981.....	Bill Haywood (C)
1987.....	Jack Leggett (C)
1992.....	Keith LeClair (C)
1994.....	Keith LeClair (C)
1997.....	Keith LeClair (C)
2002.....	Todd Raleigh (C)
2007.....	Todd Raleigh (M)
2013.....	Bobby Moranda (C&M)

### CATAMOUNTS ON THE SoCon 75TH ANNIVERSARY TEAM (24 Players Named in 1995)

Wayne Tolleson, Utility.....	1st
Jason Beverlin, P.....	1st
Matt Raleigh, SS.....	2nd
Phillip Grundy, 3B.....	2nd

### AMERICAN BASEBALL COACHES ASSOCIATION (ABCA)

#### ALL-AMERICA SELECTIONS:

1975	Jerry Gaines, OF.....	1st team
1977	Keith Ebersole, 1B.....	3rd team
1987	Clint Fairey, 3B.....	2nd team
1990	Grant Brittain, 2B/SS.....	1st team
1991	Kevin Bellomo, OF.....	2nd team
1993	Phillip Grundy, RHP/UT.....	2nd team
1994	Jason Beverlin, RHP.....	2nd team
2001	Donovan Minero, OF.....	3rd team

#### D-1 BASEBALL FRESHMAN ALL-AMERICA SELECTION:

2021	Pascanel Ferreras, SS.....	2nd team
------	----------------------------	----------

#### BASEBALL AMERICA – ALL-AMERICA SELECTIONS:

1994	Jason Beverlin, P.....	2nd team
------	------------------------	----------

#### COLLEGIATE BASEBALL ALL-AMERICA SELECTIONS:

1992	Matt Raleigh, SS.....	2nd team
1994	Jason Beverlin, P.....	3rd team
1999	Chris Moore, SS.....	3rd team
2007	Kenny Smith, 2B.....	2nd team
2011	Ross Heffley, 2B.....	1st team
2013	Tyler White, 3B.....	3rd team
2014	Bradley Strong, 2B.....	2nd team
2017	Bryson Bowman, OF.....	3rd team

#### COLLEGIATE BASEBALL FRESHMAN ALL-AMERICA SELECTIONS:

1991.....	Phillip Grundy
1996.....	Chris Moore
2005.....	Steven Strausbaugh
2009.....	Ross Heffley
2012.....	Jacob Hoyle
2014.....	Bryan Sammons
2018.....	Justice Bigbie
2021.....	Pascanel Ferreras

#### NATIONAL COLLEGIATE BASEBALL WRITERS

#### ASSOCIATION (NCBWA) ALL-AMERICA SELECTIONS:

1994	Jason Beverlin, P.....	2nd team
2011	Ross Heffley, 2B.....	st team
2013	Tyler White, 3B.....	3rd team
2016	Bryson Bowman, OF.....	3rd team
2017	Bryson Bowman, OF.....	3rd team

### ALL-NORTH CAROLINA SELECTIONS:

1971	Tommy Hayes & Wayne McCauley
1973	Don Bright
1975	Jerry Gaines
1977	Keith Ebersole, Jerry Reed & Wayne Tolleson
1978	Keith Ebersole & Wayne Tolleson

### NORTH CAROLINA COLLEGIATE SPORTS INFORMATION ASSOCIATION (NCCSIA) ALL-STATE:

2007	Kenny Smith, INF
2009	Brent Greer, INF
2010	Matt Benedict, SP
2011	Ross Heffley, INF Preston Hatcher, RP
2013	Tyler White, INF..... 1st team Aaron Attaway, INF..... 2nd team Julian Ridings, OF..... 2nd team Preston Hatcher, RP..... 2nd team
2014	Adam Martin, C..... 1st team Jacob Hoyle, INF..... 1st team Bradley Strong, INF..... 1st team Jordan Smith, SP..... 2nd team Cody Jones, OF..... 2nd team Taylor Sandefur, DH..... 2nd team Tyler Powell, RP..... 2nd team
2015	Bradley Strong, INF..... 1st team Matt Smith, DH..... 1st team Danny Bermudez, C..... 2nd team
2016	Matt Smith, INF..... 1st team Danny Bermudez, C..... 2nd team Bryson Bowman, OF..... 2nd team Bryan Sammons, SP..... 2nd team
2017	Bryson Bowman, OF..... 1st team Korey Anderson, RP..... 2nd team Brett Pope, INF..... 2nd team Bryan Sammons, SP..... 2nd team Nobu Suzuki, INF..... 2nd team
2018	Spencer Holcomb, C..... 2nd team
2019	Justice Bigbie, 3B..... 1st team Matthew Koehler, OF..... 1st team Luke Robinson, C..... 2nd team

**CATAMOUNTSPORTS.COM /// WESTERN CAROLINA – ALL-TIME YEAR-BY-YEAR RESULTS**

**1969 – 11-15 overall**

**Head Coach:** Bill Haywood, 1st season (11-15)

at Erskine %	L	0	9
at Armstrong State	W	7	0
GUILFORD	W	6	2
at Elon	W	3	1
at Elon	W	4	2
SALEM	L	5	7
SALEM	L	5	14
APPALACHIAN STATE	L	3	4
APPALACHIAN STATE	L	1	3
MARS HILL	W	10	4
at Catawba	L	6	8
at Catawba	W	4	2
PFEIFFER	L	5	7
PFEIFFER	W	11	8
at Newberry	W	13	2
LENOIR-RHYNE	W	5	4
LENOIR-RHYNE	W	7	0
at Mars Hill	L	2	7
ERSKINE	L	4	12
ATLANTIC CHRISTIAN	L	2	6
ATLANTIC CHRISTIAN	L	4	6
at High Point	L	2	5
at High Point	L	0	20
at Newberry	W	2	0
vs. High Point *	L	1	5
vs. Catawba *	L	1	2

% – Forfeit game by WCU

\* – Carolinas Conference Tournament

**1970 – 9-12 overall**

**Head Coach:** Bill Haywood, 2nd season (20-27)

at Armstrong State	W	5	4
at Armstrong State	L	5	7
vs. Lehigh	W	6	3
at Georgia Southern	L	2	3
at Georgia Southern	L	3	5
at Valdosta State	L	5	7
3/30 FURMAN	L	3	4
SOUTH CAROLINA STATE	W	9	3
APPALACHIAN STATE	W	10	9
GARDNER-WEBB	L	4	5
EMORY & HENRY	W	10	8
at Mars Hill	W	10	0
4/17 at Wofford	W	7	6
4/18 at Wofford	L	8	10
at Georgia	L	3	5
at Emory & Henry	W	16	2
ERSKINE	L	6	8
at South Carolina State	L	2	3
ERSKINE	L	5	8
MARS HILL	W	9	1
at Appalachian State	L	6	7

**1971 – 20-11 overall**

**Head Coach:** Bill Haywood, 3rd season (40-38)

3/20 at South Carolina	L	2	4
3/22 at South Carolina	L	3	6
ALLEN	W	4	2
3/24 at Furman	W	4	2
at The Citadel	W	5	4
at Augusta	L	3	4
SOUTH CAROLINA STATE	W	3	0
4/1 WOFFORD	W	7	2
4/1 WOFFORD	W	5	0
APPALACHIAN STATE	L	3	4
SALEM	W	16	1
SALEM	W	10	3
4/11 FURMAN	L	1	2
at Erskine	L	2	9
MARYVILLE	W	10	6

VMI	W	4	3
at Georgia Southern	L	1	2
at Georgia Southern	W	6	1
4/22 at Wake Forest	W	5	4
ALLEN	W	9	0
MARS HILL	W	1	0
MARS HILL	W	16	2
at South Carolina State	W	5	4
at Georgia Tech	L	2	4
ERSKINE	W	8	4
at Georgia	W	11	7
at Appalachian State	L	1	6
vs. South Carolina State %	W	3	2
vs. Appalachian State %	L	5	6
vs. South Carolina State %	W	11	1
vs. Appalachian State %	L	1	4

% – NAIA District 6 Tournament

**1972 – 15-15 overall**

**Head Coach:** Bill Haywood, 4th season (55-53)

3/11 at South Carolina	L	0	1
TOLEDO	L	1	4
TOLEDO	L	3	4
WEST VIRGINIA STATE	W	14	1
WEST VIRGINIA STATE	W	7	6
WEST VIRGINIA STATE	W	9	5
at Armstrong State	L	1	6
4/2 at Georgia Southern	L	1	4
4/3 at Georgia Southern	W	7	5
at Georgia	L	2	4
4/8 at Wofford	W	15	0
APPALACHIAN STATE	W	10	3
4/10 at South Carolina	L	1	5
at Erskine	L	0	4
VOORHEES	W	5	4
4/15 WOFFORD	W	20	11
at Appalachian State	W	3	2
SOUTH CAROLINA STATE	L	0	3
4/24 FURMAN	L	5	6
at South Carolina State	W	9	4
at Voorhees	W	9	5
at Mars Hill	W	10	0
at Mars Hill	L	3	5
ERSKINE	L	2	5
vs. Newberry %	W	4	1
vs. Erskine %	W	6	2
vs. Newberry %	W	4	1
at Georgia	L	2	7
vs. Morris Harvey #	L	3	4
vs. Pembroke State #	L	0	4

% – NAIA District 6 Playoffs

# – NAIA Area VII Playoffs

**1973 – 11-9 overall**

**Head Coach:** Bill Haywood, 5th season (66-62)

3/19 at Wake Forest	W	2	0
3/20 at North Carolina	W <sup>(12)</sup>	5	1
SALEM	L	2	13
at Lehigh	L	0	14
3/24 at Georgia Southern	L	5	8
TOLEDO	L	0	1
TOLEDO	L	5	9
YALE	L	1	5
SOUTH CAROLINA STATE	W	9	2
4/2 at South Carolina	L	2	10
at Erskine	W	6	1
4/20 at Wofford	W	8	0
at Georgia Tech (10)	L	3	5
4/26 at Furman	W	4	3
WOFFORD	W	7	3
at Appalachian State	W	5	1
ERSKINE	W	8	7

APPALACHIAN STATE	W	9	4
5/7 FURMAN	L	4	13
5/9 at South Carolina	W	3	0

**1974 – 11-14 overall**

**Head Coach:** Bill Haywood, 6th season (77-76)

3/13 at Clemson	W <sup>(10)</sup>	4	3
at Erskine	L	2	3
3/18 at Baptist College	L	2	5
3/19 at The Citadel	L	1	4
3/20 at South Carolina State	W	11	8
3/23 at Duke	W	3	2
3/23 at Duke	W	2	1
3/24 at North Carolina	L	2	4
3/26 WESTERN MARYLAND	W	6	0
3/26 WESTERN MARYLAND	L <sup>(11)</sup>	7	8
3/28 SALEM	W <sup>(10)</sup>	6	5
3/30 at Georgia Southern	L	2	10
3/30 at Georgia Southern	L	0	14
3/31 at Georgia Southern	L	0	13
4/11 at South Carolina	L	1	8
4/16 EAST TENNESSEE STATE	W	7	1
4/17 MARS HILL	W	12	0
4/25 at South Carolina	L	6	7
4/27 at Georgia Tech	W	10	5
4/28 at Georgia Tech	L	6	10
4/30 APPALACHIAN STATE	L	3	8
5/2 ERSKINE	W	8	0
5/6 VIRGINIA TECH	L	5	8
5/7 at Mars Hill	W	4	3
5/8 APPALACHIAN STATE	L	2	8

**1975 – 15-8-1 overall**

**Head Coach:** Bill Haywood, 7th season (92-84-1)

3/8 at Duke	W	3	0
3/8 at Duke	L	2	3
3/20 at Pembroke	W	6	3
3/23 at North Carolina	L	0	4
3/25 SALEM	W	12	1
3/26 SALEM	W	11	3
3/28 WEST VIRGINIA STATE	W	10	1
3/30 SLIPPERY ROCK	W	9	8
3/30 SLIPPERY ROCK	W	1	0
4/1 at Clemson	L	0	8
at Georgia Southern	L	0	5
at Georgia Southern	L	8	11
4/9 at Erskine	W	4	2
4/10 EAST TENNESSEE STATE	W	9	3
4/18 ERSKINE	W	7	0
4/22 at Georgia	L	0	5
4/24 at East Tennessee State	W	19	7
4/26 at Georgia Tech	W	7	5
4/28 at Appalachian State	L	8	9
4/30 at Furman	W	13	7
5/3 GEORGIA	W	6	5
VIRGINIA TECH	W	7	4
VIRGINIA TECH	L	5	6
5/12 #1 South Carolina (6)	T	8	8

**1976 – 16-13 overall**

**Head Coach:** Bill Haywood, 8th season (108-97-1)

3/7 GEORGE MASON	W	7	4
3/14 at UNC Wilmington	L	3	4
3/14 at UNC Wilmington	W	2	1
3/15 at East Carolina	L	1	5
3/17 at North Carolina	L	1	4
3/18 SLIPPERY ROCK	W	12	7
3/19 SLIPPERY ROCK	W	6	3
3/20 FAIRFIELD	W	7	4
3/22 SALEM	L	4	5
3/23 SALEM	W	5	4
3/28 WEST VIRGINIA STATE @	W	12	0

**CATAMOUNTSPORTS.COM // WESTERN CAROLINA – ALL-TIME YEAR-BY-YEAR RESULTS**

3/38	WEST VIRGINIA STATE	W	3	1
3/29	FURMAN	W	12	2
4/4	GEORGIA	L	3	7
4/5	at Georgia	L	1	10
4/7	at Wake Forest	L	0	5
4/9	WOFFORD	W	13	4
4/10	at Georgia Tech	L	0	14
4/11	at Georgia Tech	L	0	9
4/13	BAPTIST	L	8	19
4/14	BAPTIST	W	13	3
4/15	at Furman	L	2	7
4/19	UNC WILMINGTON	W	7	1
	UNC WILMINGTON	W	13	0
4/25	at Appalachian State	W	6	5
4/27	EAST TENNESSEE STATE	L	5	6
4/27	EAST TENNESSEE STATE	W	20	5
	MARS HILL	L	6	8
5/6	vs. Appalachian State !	W <sup>(10)</sup>	4	3

- @ – Indicates NO-HITTER pitched by Jerry Reed  
! - Game played in Asheville

**1977 – 27-5 overall, 14-2 SoCon**

**Head Coach:** Bill Haywood, 9th season (135-102-1, 14-2)  
**– FIRST SEASON IN THE SOUTHERN CONFERENCE –**

3/3	SLIPPERY ROCK	W	4	3
3/10	at UNC Wilmington	W	4	3
3/12	at Pembroke State	W	13	4
3/13	at Pembroke State	L	7	8
3/14	at North Carolina	L	1	3
3/14	at North Carolina	W	3	2
	GEORGE MASON	W	13	7
	GEORGE MASON	L	12	14
	SALEM COLLEGE	W	15	6
	WEST VIRGINIA STATE	W	4	0
	WEST VIRGINIA STATE	W	28	3
3/26	at Davidson *	W	9	5
3/26	at Davidson *	W	11	4
3/31	EAST TENNESSEE STATE	W	12	9
4/7	THE CITADEL *	L	2	1
4/7	THE CITADEL *	W	13	10
4/9	FURMAN *	W	7	6
4/9	FURMAN *	W	12	4
	at Old Dominion	W	13	7
4/16	at William and Mary *	W	7	2
4/16	at William and Mary *	W	4	1
	EAST CAROLINA *	W	8	4
	EAST CAROLINA *	L	4	1
	APPALACHIAN STATE *	W	4	3
4/23	at Marshall *	W	1	0
4/23	at Marshall *	W	3	2
4/25	at VMI *	W	20	13
4/25	at VMI *	W	18	9
4/27	at Appalachian State *	W	4	3
4/28	GEORGIA	W	22	15
4/29	ERKSINE	W	4	3
4/30	at Georgia Tech	W	14	5

\* - Southern Conference Game

**1978 – 20-13-1 overall, 8-5 SoCon**

**Head Coach:** Bill Haywood, 10th season (155-115-2, 22-7)  
**– FIRST SEASON AT CHILDRESS FIELD –**

3/11	at Carson-Newman	L	12	19
3/11	at Carson-Newman	W	9	0
3/15	GEORGE MASON	W	13	14
3/16	GEORGE MASON	T	16	16
3/18	at Furman	L	10	11
3/21	SALEM – 1ST	W	18	2
3/22	SALEM	W	6	0
3/23	WEST VIRGINIA STATE	W	28	2
3/23	WEST VIRGINIA STATE	W	5	3
3/24	SIU-EDWARDSVILLE	W	6	0
3/28	at South Carolina	L	9	12

3/29	at Francis Marion	L	1	2
3/30	at Pembroke State	W	11	3
3/31	at UNC Wilmington	L	1	3
4/1	at UNC Wilmington	L	6	7
4/3	at Clemson	L	3	12
4/4	at Georgia	L	5	14
4/6	at Gardner-Webb	W	9	6
4/8	MARSHALL *	L	3	6
4/8	MARSHALL *	L	3	6
4/10	VMI *	W	9	0
4/10	VMI *	W	13	4
4/12	at Erksine	W	11	2
4/15	at The Citadel *	W	5	2
4/15	at The Citadel *	L	0	5
4/17	at East Tennessee State	L	4	12
4/19	vs. South Carolina (in Asheville)	W	13	6
4/22	at Chattanooga *	L	2	3
4/22	at Chattanooga *	W	11	3
4/24	at Appalachian State *	W	12	10
4/27	GARDNER-WEBB	W	27	6
4/17	APPALACHIAN STATE *	W	9	5
4/18	DAVIDSON *	W	7	1
4/18	DAVIDSON *	W	6	0

\* – Southern Conference Game

1ST – First Game Played at Childress Field

**1979 – 14-15 overall; 7-7 SoCon**

**Head Coach:** Bill Haywood, 11th season (169-130-2, 29-14)

3/3	at Georgia Tech	W	3	1
3/8	at Clemson	L	3	8
3/12	at South Carolina	L	2	6
3/13	at Francis Marion	L	7	17
3/14	at Campbell	L	3	7
3/15	at Campbell	W	12	5
3/16	at UNC Wilmington	W	7	4
3/17	at UNC Wilmington	L	0	5
3/20	SALEM	W	9	7
3/21	SALEM	W	15	2
3/22	LENOIR RHYNE	W	8	4
3/26	THE CITADEL * @	W	3	0
3/26	THE CITADEL *	L	6	7
3/27	ERKSINE	L	9	10
3/31	at Furman *	W	4	1
4/1	CLEMSON	L	3	13
4/4	APPALACHIAN STATE *	L	7	11
4/7	CHATTANOOGA *	W	7	6
4/7	CHATTANOOGA *	L	6	10
4/9	at Carson-Newman	W	15	10
4/9	at Carson-Newman	L	4	5
4/10	FURMAN *	W	4	3
4/17	DAVIDSON *	W	4	0
4/17	DAVIDSON *	L	2	7
4/19	at East Tennessee State *	L	0	1
4/21	at Marshall *	L	1	3
4/21	at Marshall *	L	2	15
4/23	at VMI *	W	7	3
4/23	at VMI *	W	9	1

@ – Indicates NO-HITTER pitched by Rick Adair

\* - Southern Conference Game

**1980 – 22-15 overall; 8-5 SoCon**

**Head Coach:** Bill Haywood, 12th season (191-144-2, 37-19)

2/28	at Clemson	L	2	10
3/8	at UNC Charlotte	W <sup>(8)</sup>	5	3
3/9	at UNC Charlotte	L	5	8
3/10	at North Carolina	L	1	12
3/11	at North Carolina	L	1	5
3/12	at Campbell	W	4	2
3/14	at Francis Marion	W	14	10
3/15	at South Carolina	L	2	12
3/18	SALEM	W	11	2
3/19	SALEM	W	4	1

3/21	OHIO STATE	L	2	10
3/23	WEST VIRGINIA STATE	W	21	5
3/25	at Furman *	W	6	4
3/27	at Georgia State	L	3	7
3/29	DAVIDSON *	W	8	5
3/29	DAVIDSON *	W	10	2
3/31	CARSON-NEWMAN	W	11	9
4/1	EAST TENNESSEE STATE *	L	2	6
4/2	APPALACHIAN STATE *	L	4	9
4/3	UNC WILMINGTON	W	7	5
4/4	UNC WILMINGTON	W	19	8
4/5	CAMPBELL	W	12	5
4/5	CAMPBELL	W <sup>(9)</sup>	4	3
4/8	FURMAN *	W	7	5
4/10	CLEMSON	L	8	14
4/16	at Lenoir Rhyne	W	6	1
4/16	at Lenoir Rhyne	W	11	8
4/19	MARSHALL *	W	4	3
4/19	MARSHALL *	L	1	4
4/20	SOUTH CAROLINA	L	9	13
4/22	VMI *	W	4	3
4/23	VMI *	W	13	7
4/26	at The Citadel	W <sup>(8)</sup>	5	4
4/26	at The Citadel	L	6	7
	EAST TENNESSEE STATE	L	6	8
4/29	at Erksine	W	10	5
5/3	GEORGIA STATE	L	2	3

\* – Southern Conference Game

**1981 – 25-14 overall; 12-4 SoCon**

**Head Coach:** Bill Haywood, 13th season (216-158-2, 49-23)  
**– SOUTHERN CONFERENCE REGULAR SEASON CHAMPION –**

3/1	at Georgia	W	9	6
3/6	at Clemson	L <sup>(10)</sup>	6	7
3/7	at Georgia Tech	W	5	4
3/8	at Georgia Tech	W	8	2
3/11	SLIPPERY ROCK	W	18	5
3/14	at High Point	W	14	5
3/15	at High Point	L	6	9
3/16	at Pembroke	L	1	7
3/17	at Pembroke	W	6	4
3/18	vs. West Liberty (at UNCW)	W	7	5
3/18	at UNC Wilmington	L	6	7
3/18	at UNC Wilmington	L	2	3
3/20	at Campbell	L	6	7
3/21	at Campbell	W	9	8
3/23	FURMAN *	W	7	4
3/23	FURMAN *	W	10	8
3/25	OHIO STATE	W	12	11
3/26	OHIO STATE	L	16	32
3/28	at Davidson *	W	1	0
3/28	at Davidson *	W	9	6
4/1	EAST TENNESSEE STATE *	W	11	10
4/1	EAST TENNESSEE STATE *	L	5	7
4/3	at Wofford	W <sup>(10)</sup>	9	6
4/4	at Carson-Newman	L	6	7
4/6	THE CITADEL *	L	7	8
4/6	THE CITADEL *	L	0	5
4/11	at Marshall *	L	0	1
4/11	at Marshall *	W	9	2
4/13	at VMI *	W	6	3
4/13	at VMI *	W	15	3
4/16	at Appalachian State *	W	2	1
4/16	at Appalachian State *	W	2	0
4/20	CHATTANOOGA *	W	4	1
4/20	CHATTANOOGA *	W	8	4
4/25	CAMPBELL	W	10	5
4/25	CAMPBELL	W	12	7
4/27	ERKSINE	W	11	7
	East Tennessee State ^	L	4	9
	Marshall ^	L	3	5

\* – Southern Conference Game

^ – Southern Conference Tournament

**CATAMOUNTSPORTS.COM // WESTERN CAROLINA – ALL-TIME YEAR-BY-YEAR RESULTS**

**1982** – 28-12 overall; 12-4 SoCon

**Head Coach:** David Wright, 1st season (28-12, 12-4)

	at Georgia	L	7	10
3/8	at Clemson	L	0	5
3/9	UNC WILMINGTON	L	3	4
3/9	UNC WILMINGTON	W	6	4
3/14	at Francis Marion	L	6	9
	at Francis Marion	W	10	8
	at Campbell	L	2	3
	at Campbell	L	1	11
3/22	at Erskine	W	14	6
3/23	OHIO STATE	W	13	4
3/23	OHIO STATE	L	7	8
3/27	at Carson-Newman	W	17	13
3/28	MARSHALL *	W	6	5
3/29	MARSHALL *	W	3	0
3/30	CLEMSON	W	10	3
4/4	HIGH POINT	W	12	4
4/5	HIGH POINT	W	14	12
4/5	APPALACHIAN STATE *	W	2	0
4/7	at Appalachian State *	W	6	5
4/10	at The Citadel *	L	0	4
4/10	at The Citadel *	W	3	1
4/14	CARSON-NEWMAN	W	16	8
	at East Tennessee State *	L	2	16
4/18	at East Tennessee State *	W	2	1
4/19	VMI *	W	18	4
4/19	VMI *	W	7	2
4/20	at Furman *	W	7	4
4/21	at Furman *	W	9	2
4/23	GEORGIA	W	14	13
4/24	CAMPBELL	W	6	3
	CAMPBELL	W	14	2
4/27	WOFFORD	L	8	9
4/29	WOFFORD	W	16	0
	at Chattanooga *	L	1	7
	at Chattanooga *	L	8	9
4/30	UNC CHARLOTTE	W	9	5
4/30	UNC CHARLOTTE	W	10	6
5/1	DAVIDSON *	W	5	1
5/1	DAVIDSON *	W	17	13
	GEORGIA STATE	W	26	8

ALL CAPS – Indicates No Hitter by Jeff Mashburn  
\* – Southern Conference Game

**1983** – 25-20 overall; 9-5 SoCon

**Head Coach:** Jack Leggett, 1st season (25-20, 9-5)

2/25	at Georgia Tech	L	5	14
2/26	at Georgia Tech	L	9	16
2/27	at Georgia	L	1	19
3/4	at Wake Forest	L	8	9
3/5	SOUTH CAROLINA	L	2	4
3/6	SOUTH CAROLINA	W	6	5
3/8	TENNESSEE	W	13	12
3/11	AUSTIN PEAY	W	16	15
3/11	AUSTIN PEAY	L	2	3
3/12	AUSTIN PEAY	W	14	7
3/14	at Campbell	L	8	13
3/15	at Campbell	W	9	3
3/16	at High Point	W	11	4
3/18	OHIO	W	14	6
3/18	OHIO	W <sup>(8)</sup>	3	2
3/19	OHIO	W	7	3
3/20	OHIO STATE	L	3	4
3/20	OHIO STATE	W	9	8
3/21	OHIO STATE	W	9	8
3/22	OHIO STATE	L	4	24
3/26	EASTERN KENTUCKY	W <sup>(8)</sup>	9	8
3/27	EASTERN KENTUCKY	W	10	9
3/30	GEORGIA	L	8	14
4/1	at South Carolina	L	2	11
4/4	CAMPBELL	W	3	6
4/4	CAMPBELL	W	8	5

4/5	at Clemson	L	3	8
4/9	FURMAN *	W	7	2
4/9	FURMAN *	W	4	3
4/11	at Appalachian State	W <sup>(12)</sup>	9	6
4/11	at Appalachian State	W	4	0
4/15	at Eastern Kentucky	L	5	8
4/16	at Marshall *	L	8	9
4/16	at Marshall *	L	3	5
4/18	at VMI *	W	4	1
4/18	at VMI *	L	3	4
4/22	at Wofford	L	11	16
4/26	EAST TENNESSEE STATE *	W	5	3
4/26	EAST TENNESSEE STATE *	L	8	12
4/27	at Tennessee	L	4	21
4/29	CLEMSON	W	13	7
4/30	at Davidson *	W	10	4
4/30	at Davidson *	W	16	10
5/1	THE CITADEL *	L	7	8
5/1	THE CITADEL *	W	2	1

ALL CAPS – Indicates No Hitter by Greg Moore  
\* – Southern Conference Game

**1984** – 37-20 overall; 13-3 SoCon South

**Head Coach:** Jack Leggett, 2nd season (62-40, 22-8)

**– SOCON SOUTH DIVISION - REGULAR SEASON CHAMPION –**

2/9	at Florida International	L	2	7
2/10	at Florida International	W	7	0
2/11	at Florida International	L	0	7
2/12	at Florida International	W	4	1
2/24	at Wake Forest	W	9	8
	at North Carolina State	W	7	6
	at North Carolina State	L	4	14
	at North Carolina State	L	2	16
	at North Carolina State	W	5	3
	at Georgia	W	11	4
	SLIPPERY ROCK STATE	W	9	0
	SLIPPERY ROCK STATE	W	6	5
	EASTERN KENTUCKY	L	3	4
	EASTERN KENTUCKY	W	3	2
3/8	TENNESSEE	L	4	7
	at East Tennessee State	W	7	3
	at East Tennessee State	W	5	2
	at High Point	W	9	1
	at High Point	W	4	2
	at High Point	W	16	3
	at Campbell	L	1	9
	at Campbell	L	2	3
3/16	at Furman *	W	10	8
3/17	at Furman *	W	12	2
3/17	at Furman *	W	11	1
3/24	THE CITADEL *	W	2	1
3/24	THE CITADEL *	W	7	4
3/25	THE CITADEL *	W	8	3
	EAST TENNESSEE STATE	L	0	10
	EAST TENNESSEE STATE	W	6	4
	at Davidson *	W	16	2
	at Davidson *	W	7	4
	at Davidson *	W	19	7
	at Carson-Newman	W	13	5
4/5	at Clemson	L	3	5
4/7	FURMAN *	L	5	6
4/7	FURMAN *	W	6	1
4/8	FURMAN *	W	3	2
4/10	at Tennessee	L	5	13
	CAMPBELL	L	1	6
	CAMPBELL	W	6	5
4/12	CLEMSON	W	9	2
4/14	at The Citadel *	W	5	3
4/14	at The Citadel *	L	3	4
4/16	WOFFORD	W	5	4
4/16	WOFFORD	W	8	5
4/18	at South Carolina	W	8	6
	DAVIDSON *	W	3	2
	DAVIDSON *	L	3	5

4/25	at Wofford	W	8	7
4/25	at Wofford	L	8	9
	CARSON-NEWMAN	L	10	11
4/27	vs. No. 2N VMI ^	W	10	5
4/28	vs. No. 1N Appalachian St. ^	L	5	9
4/29	vs. No. 2S The Citadel ^	L	0	8
5/1	vs. Florida International	L	9	19

\* – Southern Conference South Division Game  
^ – Southern Conference Tournament (Cullowhee, NC)

**1985** – 37-35 overall; 11-6 SoCon South

**Head Coach:** Jack Leggett, 3rd season (99-75, 33-14)

**– SOUTHERN CONFERENCE TOURNAMENT CHAMPION –**

2/14	at Georgia Southern	L	0	5
2/15	at Georgia Southern	L	7	11
2/16	at Georgia Southern	W	10	9
2/17	at Georgia Southern	L	3	4
2/22	at UNC Charlotte	W <sup>(12)</sup>	3	1
2/22	at UNC Charlotte	L	4	6
2/23	at North Carolina State	W	4	2
2/23	at North Carolina State	W	5	3
2/24	at North Carolina State	L	3	13
2/24	at North Carolina State	L	0	5
2/27	at Georgia	L	11	12
3/2	EASTERN KENTUCKY	W	7	6
3/2	EASTERN KENTUCKY	W	10	6
3/3	EASTERN KENTUCKY	L	3	9
3/3	EASTERN KENTUCKY	L	0	2
3/5	SOUTH CAROLINA	W	7	5
3/6	TENNESSEE	W	4	3
3/8	UNC ASHEVILLE	L	6	7
3/9	at Elon	L	2	7
3/9	at Elon	L	1	2
3/10	at High Point	W	7	1
3/10	at High Point	L	1	2
3/11	at High Point	L	7	8
3/12	at Campbell	L	4	12
3/13	at Campbell	L	4	7
3/13	at Campbell	L	5	8
3/14	at Campbell	W	27	14
3/16	FURMAN *	W	5	3
3/16	FURMAN *	W	8	1
3/17	FURMAN *	L	9	10
3/19	at UNC Asheville	W	17	6
3/19	at UNC Asheville	W	23	0
3/20	APPALACHIAN STATE	L	6	12
3/20	APPALACHIAN STATE	W	7	5
3/22	at South Carolina	L	7	14
3/23	at The Citadel *	W	7	3
3/23	at The Citadel *	L	1	8
3/24	at The Citadel *	W	9	8
3/26	CAMPBELL	W	12	5
3/26	CAMPBELL	L	2	6
3/28	at Wofford	W	9	5
3/30	DAVIDSON *	W	11	10
3/30	DAVIDSON *	L	4	6
4/2	EAST TENNESSEE STATE	L	8	9
4/5	at Furman *	W	9	7
4/5	at Furman *	W	4	2
4/6	at Furman *	W	12	6
4/10	at Tennessee	L	3	15
4/11	UNC ASHEVILLE	W	13	3
4/13	THE CITADEL *	W	5	3
4/13	THE CITADEL *	W	9	8
4/14	THE CITADEL *	W	10	3
4/17	WOFFORD	W	10	0
4/17	WOFFORD	W	11	0
4/18	at Carson-Newman	W	15	13
4/20	at Davidson *	L	2	3
4/20	at Davidson *	L	9	10
4/21	at Davidson *	L	1	4
4/23	CLEMSON	L	2	9
4/24	CARSON-NEWMAN	W	16	13
4/26	vs. No. 1N Appalachian St. ^	W	3	2

**CATAMOUNTSPORTS.COM** /// **WESTERN CAROLINA – ALL-TIME YEAR-BY-YEAR RESULTS**

vs. No. 2N Marshall ^	L	2	5
vs. No. 1S Davidson ^	W	13	2
vs. No. 2N Marshall ^	W	12	6
vs. No. 2N Marshall ^	W	13	12
5/13 at North Carolina	L	0	11
5/14 at North Carolina	L	0	9
5/15 at North Carolina	L	4	7
5/23 vs. Old Dominion #	W	5	3
5/24 vs. La Salle #	L	12	13
5/25 vs. St. John's #	W	9	6
5/25 vs. South Carolina #	L	14	3

\* – Southern Conference South Division Game  
 ^ – Southern Conference Tournament (Boone, NC)  
 # – NCAA East Regional Tournament (Columbia, SC)

**1986 – 33-28 overall; 12-5 SoCon South**

**Head Coach:** Jack Leggett, 4th season (132-103, 45-19)  
 – SOCON SOUTH DIVISION - REGULAR SEASON CHAMPION –  
 – SOUTHERN CONFERENCE TOURNAMENT CHAMPION –

2/13 at Georgia Southern	L	6	11
2/14 at Georgia Southern	W	4	3
2/15 at Georgia Southern	W	8	7
2/16 at Georgia Southern	W	6	5
2/21 at UNC Charlotte	L	5	7
at North Carolina State	L	5	7
at North Carolina State	L	1	3
at North Carolina State	W	1	0
at North Carolina State	L	4	13
2/26 at Georgia	L	7	10
3/1 EASTERN KENTUCKY	L	4	6
3/1 EASTERN KENTUCKY	W	9	7
3/2 EASTERN KENTUCKY	W	5	3
3/2 EASTERN KENTUCKY	W	12	5
3/5 UNC ASHEVILLE	W	10	8
3/7 HIGH POINT	W	24	2
3/8 HIGH POINT	W	8	1
3/8 HIGH POINT	L	7	9
3/9 at Elon	L	0	5
3/10 at Campbell	W	9	1
3/11 at Campbell	W	11	8
3/11 at Campbell	L	4	7
3/12 at Campbell	W	4	2
3/14 at Furman *	W	11	7
3/15 at Furman *	W	10	3
3/18 at Appalachian State *	L	2	5
3/18 at Appalachian State *	L	2	8
3/22 THE CITADEL *	W	10	5
3/22 THE CITADEL *	L	6	7
3/23 THE CITADEL *	W	15	5
3/24 USC SPARTANBURG	L	15	18
3/27 ILLINOIS	L	14	15
3/28 at Davidson *	L	2	16
3/28 at Davidson *	L	3	7
3/29 at Davidson *	L	5	13
3/31 at South Carolina	L	5	16
4/1 at UNC Asheville	W	17	13
4/2 at Carson-Newman	L	15	19
4/4 CLEMSON	L	0	8
4/5 FURMAN *	W	2	1
4/5 FURMAN *	W	7	1
4/6 FURMAN *	W	15	4
4/8 at Georgia Tech	W	4	3
4/9 at Georgia Tech	L	11	13
4/11 at USC Spartanburg	W	18	3
4/12 at The Citadel *	W	8	6
4/12 at The Citadel *	W	5	0
4/13 at The Citadel *	W	12	4
4/15 CAMPBELL	L	11	13
4/15 CAMPBELL	L	7	16
4/17 at Clemson	L	7	13
4/19 Davidson *	L	0	10
4/19 Davidson *	W	8	7
4/20 Davidson *	W	8	5
4/22 UNC ASHEVILLE	W	24	14

4/23 CARSON-NEWMAN	W	9	7
4/25 vs. No. 2N ETSU ^	W	11	2
4/26 vs. No. 1N Appalachian St. ^	W	18	17
4/26 vs. No. 1N Appalachian St. ^	W	11	8
5/23 at Miami (Fla.) #	L	8	10
5/24 vs. Georgia Tech #	L	7	8

\* – Southern Conference Game  
 ^ – Southern Conference Tournament (Cullowhee, NC)  
 # – NCAA Atlantic Regional Tournament (Coral Gables, FL)

**1987 – 36-20 overall; 13-3 SoCon South**

**Head Coach:** Jack Leggett, 5th season (168-123, 58-22)  
 – SOCON SOUTH DIVISION - REGULAR SEASON CHAMPION –  
 – SOUTHERN CONFERENCE TOURNAMENT CHAMPION –

2/7 at Florida	L	7	9
2/7 at Florida	W	12	3
2/8 at Florida	L	12	13
2/12 at Georgia Southern	L	5	6
2/12 at Georgia Southern	W	14	12
2/14 at Georgia Southern	L	0	10
2/15 at Georgia Southern	W	8	7
2/21 at UNC Charlotte	L	0	5
2/21 at UNC Charlotte	L	2	3
2/25 at Clemson	L	1	8
3/3 CAMPBELL	W	9	7
3/3 CAMPBELL	W	5	3
3/6 at High Point	W	12	7
3/7 at High Point	W	6	2
3/7 at High Point	L	2	13
3/8 at High Point	W	10	3
3/9 at Campbell	W	7	4
3/10 at Campbell	L	8	11
3/11 at Campbell	L	2	7
3/12 EASTERN KENTUCKY	W	8	4
3/12 EASTERN KENTUCKY	W	17	2
3/14 FURMAN *	L	2	6
3/14 FURMAN *	W	6	4
3/15 FURMAN *	W	5	2
3/17 APPALACHIAN STATE *	W	9	4
3/17 APPALACHIAN STATE *	L	0	7
3/21 at The Citadel *	W	11	2
3/21 at The Citadel *	W <sup>(10)</sup>	3	1
3/22 at The Citadel *	W	18	4
3/24 UNC ASHEVILLE	W	17	10
3/25 ELON	W	5	2
3/26 at USC Spartanburg	L	5	8
3/28 DAVIDSON *	L	1	14
3/28 DAVIDSON *	W	5	2
3/29 DAVIDSON *	W	10	4
4/1 at Carson Newman	L	3	8
4/4 at Furman *	L	7	10
4/4 at Furman *	W	10	1
4/7 at Georgia	L	8	11
4/8 at Georgia	W	11	9
4/11 THE CITADEL *	W	7	6
4/11 THE CITADEL *	W	5	4
4/12 THE CITADEL *	W	14	5
4/14 at East Tennessee State *	W	10	8
4/15 EAST TENNESSEE STATE *	L	5	6
4/17 at Davidson *	W	14	10
4/17 at Davidson *	W	8	2
4/20 USC SPARTANBURG	W	9	6
4/22 CARSON-NEWMAN	W	11	4
4/24 vs. No. 2N VMI ^	W	16	4
4/25 vs. No. 1N Appalachian State ^	W	8	7
4/26 vs. No. 2N VMI ^	W	9	4
5/21 vs. Oklahoma State #	L	3	6
5/22 vs. Purdue #	W	8	7
5/23 at Mississippi State #	W	8	1
5/24 vs. Oklahoma State #	L	6	9

\* – Southern Conference Game  
 ^ – Southern Conference Tournament (Asheville, NC)  
 # – NCAA Mid-East Regional Tournament (Starkville, MS)

**1988 – 38-24 overall; 14-3 SoCon South**

**Head Coach:** Jack Leggett, 6th season (206-147, 72-25)  
 – SOCON SOUTH DIVISION - REGULAR SEASON CHAMPION –  
 – SOUTHERN CONFERENCE TOURNAMENT CHAMPION –

2/6 at Florida	W	3	1
2/6 at Florida	L	6	9
2/7 at Florida	L	2	7
2/12 at Auburn	L	0	3
2/13 at Auburn	L	3	7
2/14 at Auburn	W	4	1
2/14 at Auburn	L	0	1
2/20 at North Carolina State	L	1	7
2/20 at North Carolina State	W	12	6
2/21 at North Carolina State	L	4	6
2/21 at North Carolina State	L	0	12
2/27 EASTERN KENTUCKY	W	11	1
2/27 EASTERN KENTUCKY	L	3	7
2/28 EASTERN KENTUCKY	W	12	0
2/28 EASTERN KENTUCKY	W	14	2
3/1 at Clemson	L	4	8
3/2 CAMPBELL	W	15	5
3/3 CAMPBELL	L	2	6
3/4 at High Point	W	8	6
3/5 at High Point	W	15	9
3/6 at High Point	W	16	3
3/7 at Campbell	W	7	2
3/8 at Campbell	L	1	9
3/9 at Campbell	L	9	10
3/11 LIBERTY	W	11	10
3/12 LIBERTY	W	13	2
3/12 LIBERTY	W	7	4
3/19 at Furman *	W	8	5
3/19 at Furman *	W	9	0
3/22 at USC Spartanburg	W	11	10
3/23 at Appalachian State *	L	2	3
3/23 at Appalachian State *	W	9	2
3/24 SOUTH CAROLINA	L	6	7
3/26 THE CITADEL *	W	8	2
3/26 THE CITADEL *	L	2	9
3/27 THE CITADEL *	W	15	10
3/29 at Georgia	L	2	3
3/30 at Georgia	L	2	6
4/1 at Davidson *	L	7	11
4/1 at Davidson *	W	7	3
4/2 at Davidson *	W	12	8
4/4 at Clemson	L	11	20
4/7 USC SPARTANBURG	W	10	4
4/9 FURMAN *	W	6	4
4/9 FURMAN *	W	4	2
4/10 FURMAN *	W	6	5
4/14 CLEMSON	L	4	12
4/16 at The Citadel *	W	9	8
4/16 at The Citadel *	L	2	4
4/17 at The Citadel *	W	5	4
4/19 UNC ASHEVILLE	W	11	1
4/20 EAST TENNESSEE STATE *	W	10	5
4/23 DAVIDSON *	W	9	2
4/23 DAVIDSON *	W	8	3
4/24 DAVIDSON *	W	16	11
4/26 at Carson-Newman	W	17	10
4/27 PIEDMONT	W	14	7
4/29 vs. No. 2N Appalachian St. ^	W	18	8
4/30 vs. No. 2S The Citadel ^	W	6	4
5/1 vs. No. 2S The Citadel ^	W	22	6
5/26 at Mississippi State #	L	4	7
5/27 vs. Texas A&M #	L	6	8

\* – Southern Conference Game  
 ^ – Southern Conference Tournament (Asheville, NC)  
 # – NCAA South Regional Tournament (Starkville, MS)

**1989** – 23-31 overall; 10-5 SoCon

**Head Coach:** Jack Leggett, 7th season (229-178, 82-30)  
 – SOUTHERN CONFERENCE REGULAR SEASON CHAMPION –  
 – SOUTHERN CONFERENCE TOURNAMENT CHAMPION –

2/4	at Florida	L	3	5
2/4	at Florida	L	9	14
2/5	at Florida	L	1	18
2/10	at Auburn	L	2	15
2/11	at Auburn	W	3	2
2/11	at Auburn	L	3	8
2/12	at Auburn	L	2	15
2/25	at Georgia	L	0	1
2/25	at Georgia	W	8	5
2/26	at South Carolina	L	2	13
2/26	at South Carolina	L	0	17
2/28	at Clemson	L	8	9
3/1	CARSON-NEWMAN	L	1	3
3/1	CARSON-NEWMAN	W	8	1
3/10	UNC ASHEVILLE	W	12	6
3/11	at Furman *	L	2	3
3/11	at Furman *	W	4	3
3/12	at Furman *	W	10	0
3/14	at Clemson	L	6	7
3/16	USC SPARTANBURG	W	15	10
3/18	THE CITADEL *	W	11	10
3/19	THE CITADEL *	W	10	6
3/19	THE CITADEL *	L	1	5
3/24	at East Tennessee State *	L	3	5
3/25	at East Tennessee State *	W	16	4
3/25	at East Tennessee State *	W	10	0
3/28	at USC Spartanburg	W	15	12
3/29	at UNC Asheville	L <sup>(13)</sup>	4	5
4/1	VMI *	L	3	10
4/1	VMI *	W	7	4
4/2	VMI *	W	3	2
4/5	at Georgia	L	2	10
4/5	at Georgia	L	5	10
4/6	CLEMSON	L	2	14
4/10	at Clemson	L	4	12
4/11	at Tennessee	L	5	6
4/13	CAMPBELL	L	0	4
4/13	CAMPBELL	W	4	1
4/15	MIDDLE TENNESSEE STATE	W	7	4
4/15	MIDDLE TENNESSEE STATE	L	2	3
4/16	MIDDLE TENNESSEE STATE	L	3	13
4/18	at Carson-Newman	W	10	4
4/19	UNC ASHEVILLE	W	15	6
4/20	PIEDMONT	L	12	13
4/22	APPALACHIAN STATE *	W	11	10
4/22	APPALACHIAN STATE *	L	5	16
4/23	APPALACHIAN STATE *	W	5	3
4/25	CARSON-NEWMAN	W	15	0
5/2	vs. No. 3 Appalachian State ^	W	7	2
5/2	vs. No. 2 Marshall ^	W	4	2
5/20	at Auburn	L	6	16
5/20	at Auburn	L	3	5
5/25	vs. Mississippi State #	L	0	8
5/26	vs. Indiana State #	L	3	10

\* – Southern Conference Game

^ – Southern Conference Tournament (Asheville, NC)

# – NCAA South Regional Tournament (Starkville, MS)

**1990** – 37-25 overall; 10-7 SoCon

**Head Coach:** Jack Leggett, 8th season (266-203, 92-37)

2/3	at Florida	W	2	1
2/3	at Florida	L	2	18
2/4	at Florida	L	1	13
2/10	at Auburn	W	9	3
2/10	at Auburn	W	4	2
2/11	at Auburn	L	6	9
2/11	at Auburn	W <sup>(8)</sup>	13	9
2/18	Western Kentucky	W <sup>(10)</sup>	4	3
2/18	Western Kentucky	W	5	4

2/24	at North Carolina State	L	1	5
2/24	at North Carolina State	W	16	9
2/25	at North Carolina State	L	1	2
2/25	at North Carolina State	L	2	22
2/27	at Georgia	L	6	14
2/28	at Clemson	L	2	14
3/3	EASTERN KENTUCKY	L	6	9
3/3	EASTERN KENTUCKY	W	25	7
3/4	EASTERN KENTUCKY	L <sup>(6)</sup>	7	8
3/4	EASTERN KENTUCKY	W	10	3
3/5	at Davidson	W	6	4
3/6	at Davidson	W	22	1
3/7	at East Carolina	L	2	7
3/8	at East Carolina	L	0	12
3/10	at The Citadel *	L	3	6
3/10	at The Citadel *	L	3	7
3/11	at The Citadel *	L	3	10
3/14	WINTHROP	W	6	5
3/15	PROVIDENCE	L	5	7
3/17	EAST TENNESSEE STATE *	W	12	1
3/18	EAST TENNESSEE STATE *	W	5	0
3/18	EAST TENNESSEE STATE *	W	11	4
3/20	PIEDMONT	W	15	8
3/21	UNC ASHEVILLE	W	13	5
3/23	at Virginia Tech	L	8	9
3/25	at VMI *	W	8	5
3/25	at VMI *	W	4	0
3/27	VIRGINIA TECH	W	18	6
3/31	MARSHALL *	W	10	7
3/31	MARSHALL *	L	5	6
4/1	MARSHALL *	W	17	13
4/3	at Carson-Newman	W	8	6
4/4	MILLIGAN	W	12	5
4/5	WOFFORD	W	3	1
4/7	NEWBERRY	W	5	4
4/7	NEWBERRY	W	17	2
4/8	NEWBERRY	W	8	3
4/10	MILLIAGN	W	18	0
4/13	at Appalachian State *	L	2	11
4/13	at Appalachian State *	W	6	1
4/14	at Appalachian State *	L	0	3
4/17	at Georgia	L	11	12
4/18	at Georgia	L	3	15
4/20	CARSON-NEWMAN	W	13	2
4/21	FURMAN *	L	6	7
4/21	FURMAN *	W	5	2
4/22	FURMAN *	W	15	3
4/24	PIEDMONT	W	8	3
4/26	vs. No. 7 ETSU ^	W	6	1
4/27	vs. No. 3 Marshall ^	L	1	3
4/28	vs. No. 5 Appalachian State ^	W	5	4
4/28	vs. No. 3 Marshall ^	W	11	3
4/29	vs. No. 1 The Citadel ^	L	5	9

\* – Southern Conference Game

^ – Southern Conference Tournament (Charleston, SC)

**1991** – 36-26 overall; 11-3 SoCon

**Head Coach:** Jack Leggett, 9th season (302-229, 103-40)

2/8	at Auburn	L	16	17
2/9	at Auburn	L	2	9
2/9	at Auburn	W	4	3
2/10	at Auburn	L	6	13
2/17	at North Carolina State	L	3	8
2/17	at North Carolina State	L	8	10
2/18	at North Carolina State	L <sup>(10)</sup>	5	6
2/23	RADFORD	W	10	2
2/24	RADFORD	W	6	5
2/24	RADFORD	W	12	3
2/26	at Winthrop	W	5	3
3/1	WINTHROP	W	13	4
3/2	EAST CAROLINA	L	6	8
3/4	at High Point	W	10	1
3/5	at High Point	W	17	6
3/6	at Virginia Tech	L	1	11

3/7	at Virginia Tech	L	10	15
3/8	at Radford	L	7	11
3/9	at East Tennessee State *	W	5	1
3/9	at East Tennessee State *	W	8	4
3/10	at East Tennessee State *	W <sup>(10)</sup>	4	3
3/12	at Georgia Tech	W	10	5
3/13	at Georgia Tech	W	7	5
3/16	VMI *	W	14	2
3/16	VMI *	W	20	1
3/17	VMI *	W	21	0
3/19	TENNESSEE TECH	W	17	6
3/20	TENNESSEE TECH	W	14	2
3/23	at Marshall *	W	7	3
3/23	at Marshall *	W	17	0
3/26	AUGUSTA	W	7	6
3/27	AUGUSTA	L	6	8
3/30	NORTH CAROLINA STATE	L	0	3
3/30	NORTH CAROLINA STATE	L	2	6
3/31	CLEMSON	W	9	7
4/3	at Clemson	L	3	13
4/6	APPALACHIAN STATE *	L	3	4
4/6	APPALACHIAN STATE *	W	4	1
4/7	APPALACHIAN STATE *	W	15	9
4/11	UNC ASHEVILLE	W	6	0
4/11	UNC ASHEVILLE	W	11	0
4/15	at Milligan	W	9	1
4/15	at Milligan	W	7	5
4/16	at UNC Asheville	W	14	7
4/17	USC AIKEN	L	3	18
4/18	USC AIKEN	L	3	7
4/18	USC AIKEN	L	7	8
4/20	THE CITADEL *	W	10	4
4/20	THE CITADEL *	L	6	8
4/21	THE CITADEL *	L	5	9
4/23	PIEDMONT	W	10	6
4/25	vs. No. 7 VMI ^	W	18	2
4/26	vs. No. 6 ETSU ^	L	4	7
4/27	vs. No. 1 The Citadel ^	W	7	4
4/28	vs. No. 6 ETSU ^	W	9	4
4/28	vs. No. 5 Appalachian State ^	W	4	0
4/28	vs. No. 4 Furman ^	L	9	11
5/10	at Maine	L	4	6
5/11	at Maine	L	1	3
5/11	at Maine	W	14	7
5/12	at Maine	L	11	14
5/13	at Maine	L	13	14

\* – Southern Conference Game

^ – Southern Conference Tournament (Charleston SC)

**1992** – 44-21-1 overall; 17-4 SoCon

**Head Coach:** Keith LeClair, 1st season (44-21-1, 17-4)

– SOUTHERN CONFERENCE REGULAR SEASON CHAMPION –  
 – SOUTHERN CONFERENCE TOURNAMENT CHAMPION –

2/13	at South Carolina	L	2	3
2/14	at USC Aiken	L	3	6
2/15	at USC Aiken	W <sup>(11)</sup>	11	8
2/19	at Clemson	L	0	6
2/21	at North Carolina State	L	3	5
2/22	at North Carolina State	L	2	5
2/23	at North Carolina State	L	4	7
2/29	WRIGHT STATE	L	3	2
2/29	WRIGHT STATE	W	6	4
3/1	WRIGHT STATE	W	12	7
3/2	at Davidson	L	7	11
3/3	at Virginia Tech	L	2	14
3/4	at Virginia Tech	T <sup>(11)</sup>	5	5
3/5	at Radford	W	16	5
3/7	at VMI *	W	7	4
3/8	at VMI *	W	8	3
3/8	at VMI *	L	5	6
3/10	at Georgia Tech	L	10	11
3/11	at Georgia	W <sup>(14)</sup>	13	11
3/13	DAVIDSON	W	13	3
3/14	MARSHALL *	W	6	4

**CATAMOUNTSPORTS.COM // WESTERN CAROLINA – ALL-TIME YEAR-BY-YEAR RESULTS**

3/14	MARSHALL *	W	3	1
3/15	MARSHALL *	W	29	1
3/17	VIRGINIA TECH	L	1	10
3/20	at Tennessee Tech	W	5	2
3/20	at Tennessee Tech	W	7	3
3/22	GEORGIA SOUTHERN *	W	3	0
3/23	GEORGIA SOUTHERN *	W	3	1
3/23	GEORGIA SOUTHERN *	W	18	6
3/26	GEORGIA	W	8	4
3/28	at Appalachian State *	W	4	1
3/28	at Appalachian State *	W	10	6
3/29	at Appalachian State *	W	8	2
3/31	at UNC Asheville	L	17	19
4/1	TENNESSEE TECH	W	13	7
4/2	UNC GREENSBORO	W	18	7
4/3	WINTHROP	W	14	5
4/4	FURMAN *	W	14	7
4/4	FURMAN *	W	8	3
4/5	FURMAN *	L	7	8
4/7	UNC ASHEVILLE	W	14	13
4/8	DAVIDSON	W	15	5
4/10	at Winthrop	W	9	5
4/11	at The Citadel *	L	1	2
4/11	at The Citadel *	L	0	1
4/12	at The Citadel *	W	8	7
4/14	USC AIKEN	L	6	10
4/15	USC AIKEN	L	0	7
4/16	PRESBYTERIAN	W	16	5
4/17	EAST TENNESSEE STATE *	W	5	3
4/17	EAST TENNESSEE STATE *	W	3	0
4/18	EAST TENNESSEE STATE *	W	6	3
4/21	PIEDMONT	W	8	7
4/23	vs. No. 8 VMI ^	W	3	2
4/24	at No. 4 The Citadel ^	W	2	1
4/25	vs. No. 2 Georgia Southern ^	W	17	10
4/26	vs. No. 2 Georgia Southern ^	L	12	14
4/26	vs. No. 2 Georgia Southern ^	W	4	3
5/9	at Northwestern	W	5	2
5/10	at Northwestern	W	10	4
5/11	at Northwestern	W	9	3
5/21	at Florida State #	W	1	0
5/22	vs. Kent #	W	14	1
5/23	vs. Stanford #	W	5	0
5/24	at Florida State #	L	3	4
5/24	at Florida State #	L	3	18

\* – Southern Conference Game

^ – Southern Conference Tournament (Charleston SC)

# – NCAA South II Regional Tournament (Tallahassee, FL)

**1993 – 34-28 overall; 15-6 SoCon**

**Head Coach:** Keith LeClair, 2nd season (78-49-1, 32-10)  
– SOUTHERN CONFERENCE TOURNAMENT CHAMPION –

2/13	UNC CHARLOTTE	L	9	11
2/14	UNC CHARLOTTE	W	10	6
2/17	WINTHROP	W	16	5
2/20	WRIGHT STATE	L	1	3
2/20	WRIGHT STATE	W	8	4
2/24	at UNC Asheville	L	5	10
2/27	at The Citadel *	W	12	2
2/27	at The Citadel *	W <sup>(9)</sup>	8	7
2/28	at The Citadel *	L	5	7
3/1	at Jacksonville	L	0	9
3/2	at Jacksonville	L	1	18
3/3	at Stetson	L	2	4
3/4	at Stetson	L	0	4
3/6	DAVIDSON *	W	9	7
3/7	DAVIDSON *	W	10	5
3/7	DAVIDSON *	W	10	5
3/9	at Georgia	L	4	5
3/10	at Georgia	L	9	11
3/20	FURMAN *	W	23	7
3/20	FURMAN *	W	9	2
3/21	FURMAN *	W	13	6
3/22	at #1/2 Georgia Tech	L	1	4
3/23	at #1/2 Georgia Tech	W	4	3

3/15	UNC ASHEVILLE	W	11	4
3/27	at Georgia Southern *	W	1	0
3/27	at Georgia Southern *	W	6	1
3/18	at Georgia Southern *	L	0	2
4/1	UNC ASHEVILLE	W	10	7
4/2	VIRGINIA TECH	L	8	12
4/3	MARSHALL *	L	3	6
4/3	MARSHALL *	W	15	3
4/4	MARSHALL *	W	13	4
4/6	at Tennessee	L	4	9
4/8	PRESBYTERIAN	W	3	1
4/9	at VirginiaTech	L	5	8
4/10	at VMI *	L	3	4
4/10	at VMI *	L	1	7
4/11	at VMI *	W	13	1
4/13	CLEMSON	L	2	12
4/15	at Clemson	L	1	8
4/16	at UNC Greensboro	L	7	8
4/17	at UNC Greensboro	W	11	2
4/18	at UNC Greensboro	W	8	6
4/20	USC AIKEN	W	7	5
4/21	USC AIKEN	L	10	13
4/22	at Winthrop	W	9	3
4/24	at Appalachian State *	L	3	7
4/24	at Appalachian State *	W <sup>(8)</sup>	13	5
4/15	at Appalachian State *	W	8	5
4/27	LINCOLN MEMORIAL	W	14	7
4/29	vs. No. 7 Marshall ^	W	7	6
4/30	at No. 3 The Citadel ^	W	6	3
5/1	vs. No. 8 VMI ^	L	4	8
5/2	vs. No. 1 Georgia Southern ^	W <sup>(10)</sup>	6	5
5/2	vs. No. 8 VMI ^	W	12	5
5/2	vs. No. 8 VMI ^	W	5	1
5/10	vs. Grand Canyon	W	10	8
5/11	vs. Grand Canyon	L	22	25
5/12	at Brigham Young	L	5	12
5/27	at #3 Louisiana State #	L	2	7
5/28	vs. Miami (Fla.) #	W	10	5
5/29	vs. Kent #	L	5	8

\* – Southern Conference Games

^ – Southern Conference Tournament (Charleston SC)

# – NCAA South Regional Tournament (Baton Rouge, LA)

**1994 – 44-18 overall; 19-4 SoCon**

**Head Coach:** Keith LeClair, 3rd season (123-67-1, 51-14)  
– SOUTHERN CONFERENCE REGULAR SEASON CHAMPION –

2/12	at Clemson	L	1	3
2/12	at Clemson	L	1	4
2/13	at Clemson	L <sup>(13)</sup>	5	6
2/19	WRIGHT STATE	W	4	3
2/19	WRIGHT STATE	W	2	1
2/20	WRIGHT STATE	W	9	0
2/24	UNC ASHEVILLE	W	18	1
2/26	THE CITADEL *	W	7	1
2/26	THE CITADEL *	W	3	2
2/27	THE CITADEL *	W	3	2
3/1	at Winthrop	W <sup>(8)</sup>	9	5
3/3	at UNC Charlotte	W	14	5
3/4	at UNC Charlotte	W	7	3
3/5	at Davidson *	L	7	8
3/5	at Davidson *	W	7	4
3/6	at Davidson *	W	9	7
3/8	at Georgia	W	10	1
3/9	UNC WILMINGTON	W	7	2
3/12	at East Tennessee State *	W	10	8
3/12	at East Tennessee State *	W	2	1
3/13	at East Tennessee State *	W	13	6
3/15	at South Carolina	W	9	2
3/16	at Winthrop	L	4	6
3/19	at Furman *	W	6	5
3/19	at Furman *	W	5	3
3/20	at Furman *	W	7	0
3/22	at Tennessee Tech	W	6	4
3/23	at Tennessee Tech	L	5	6
3/24	CHARLESTON SOUTHERN	W	10	2

3/26	GEORGIA SOUTHERN *	W	5	2
3/26	GEORGIA SOUTHERN *	W	10	2
3/30	TENNESSEE	L	0	1
4/2	at Marshall *	W	7	4
4/2	at Marshall *	W <sup>(8)</sup>	5	4
4/3	at Marshall *	W	8	5
4/5	USC AIKEN	W	9	4
4/7	EASTERN KENTUCKY	W	13	4
4/7	EASTERN KENTUCKY	W	5	2
4/9	VMI *	W	9	3
4/9	VMI *	W	5	1
4/10	VMI *	L	1	3
4/12	WINTHROP (10)	W	4	3
4/13	LINCOLN MEMORIAL	W	7	5
4/16	SOUTH FLORIDA	W	9	2
4/16	SOUTH FLORIDA	W	5	4
4/17	SOUTH FLORIDA	L	4	7
4/19	TENNESSEE TECH	W	7	0
4/20	TENNESSEE TECH	W	10	6
4/23	APPALACHIAN STATE *	W	6	2
4/23	APPALACHIAN STATE *	L	2	13
4/24	APPALACHIAN STATE *	L	4	6
4/26	GREENSBORO COLLEGE	W	6	5
4/28	vs. No. 8 Davidson ^	L	1	2
4/29	vs. No. 4 ETSU ^	W	4	0
4/30	vs. No. 3 Marshall ^	W	8	2
5/1	vs. No. 7 VMI ^	W	7	1
5/1	at No. 5 The Citadel ^	L	2	4
5/13	at Miami (Fla.)	L	2	7
5/14	at Miami (Fla.)	L	2	8
5/15	at Miami (Fla.)	L	4	5
5/27	vs. Arizona State # (completed 5/28)	L	6	8
5/28	at Tennessee #	L	4	6

\* – Southern Conference Game

^ – Southern Conference Tournament (Charleston SC)

# – NCAA Mid-East Regional Tournament (Knoxville, TN)

**1995 – 32-24 overall; 13-11 SoCon**

**Head Coach:** Keith LeClair, 4th season (155-91-1, 64-25)

2/10	at South Florida	L	0	9
2/11	at South Florida	W	6	1
2/12	at South Florida	W	11	6
2/18	WRIGHT STATE	L	3	6
2/18	WRIGHT STATE	L	1	8
2/19	WRIGHT STATE	W	7	4
2/22	at Georgia	W	10	9
2/25	DAVIDSON *	W	7	0
2/25	DAVIDSON *	W	5	2
2/26	DAVIDSON *	W	16	4
3/1	UNC ASHEVILLE	W	10	5
3/4	EAST TENNESSEE STATE *	L	5	8
3/4	EAST TENNESSEE STATE *	L	4	10
3/5	EAST TENNESSEE STATE *	W	5	4
3/7	at Georgia Tech	L	0	6
3/8	at Georgia Tech	W	13	7
3/11	FURMAN *	W	10	9
3/11	FURMAN *	L	3	4
3/12	FURMAN *	W	12	8
3/14	#4 CLEMSON	L	2	5
3/15	OLD DOMINION	L	3	27
3/16	OLD DOMINION	L	6	15
3/18	at Georgia Southern *	L	2	9
3/18	at Georgia Southern *	W	6	2
3/19	at Georgia Southern *	L	2	9
3/21	at UNC Asheville	W	15	0
3/22	LENOIR-RHYNE	W	13	11
3/25	MARSHALL *	L	9	10
3/25	MARSHALL *	W	3	1
3/26	MARSHALL *	W	20	6
3/29	at #4 Clemson	L	4	5
3/31	at Virginia Tech	W	7	6
4/1	at VMI *	W	1	0
4/1	at VMI *	L	1	2
4/2	at VMI *	W	7	2
4/4	VIRGINIA TECH	W	10	9

**CATAMOUNTSPORTS.COM // WESTERN CAROLINA – ALL-TIME YEAR-BY-YEAR RESULTS**

4/5	VIRGINIA TECH	W	8	2
4/8	TROY STATE	W	11	7
4/9	TROY STATE	W	6	3
4/12	at #9 Tennessee	W	3	1
4/14	at Appalachian State *	L	4	6
4/14	at Appalachian State *	W	8	7
4/15	at Appalachian State *	W	17	10
4/18	CHARLESTON SOUTHERN	L	4	7
4/19	CHARLESTON SOUTHERN	W	5	1
4/22	at The Citadel *	L	2	4
4/22	at The Citadel *	L	3	11
4/23	at The Citadel *	L	4	8
4/25	MONTREAT	W	9	5
4/27	vs. No. 6 Appalachian State ^	W	9	6
4/28	vs. No. 2 Georgia Southern ^	L	4	10
4/29	vs. No. 8 Marshall ^	W	10	3
4/29	vs. No. 5 ETSU ^	L	1	6
5/7	at Troy State	W	7	0
5/8	at Troy State	L	4	5
5/13	at Old Dominion	L	5	7

\* – Southern Conference Game

^ – Southern Conference Tournament (Charleston, SC)

**1996 – 32-24-1 overall; 17-7 SoCon**

**Head Coach:** Keith LeClair, 5th season (187-115-2, 81-32)

2/2	at Central Florida	L <sup>(12)</sup>	4	5
2/3	at Central Florida	L	8	11
2/4	at Central Florida	L	2	12
2/9	vs. #23 North Carolina State #	L	4	10
2/10	vs. UNC Greensboro #	L	3	6
2/11	vs. Old Dominion #	L	4	9
2/17	WRIGHT STATE	W	4	3
2/18	WRIGHT STATE	W	15	1
2/18	WRIGHT STATE	L	6	8
2/20	at Georgia	L	0	3
2/21	at Georgia	W	7	5
2/24	at East Tennessee State *	W	5	1
2/24	at East Tennessee State *	L	1	5
2/25	at East Tennessee State*	W	7	4
2/27	at Charleston Southern	L	3	6
2/28	at Charleston Southern	T	5	5
3/2	at Furman *	W	12	6
3/2	at Furman *	L	2	12
3/3	at Furman *	W	11	6
3/5	at Clemson	L	2	4
3/9	GEORGIA SOUTHERN *	L	10	17
3/9	GEORGIA SOUTHERN *	W	3	2
3/10	GEORGIA SOUTHERN *	W	9	8
3/12	at Eastern Kentucky	W	4	3
3/13	at Eastern Kentucky	W	11	8
3/14	at Morehead State	W	9	7
3/16	at Marshall *	W	10	6
3/16	at Marshall *	W	4	3
3/17	at Marshall *	W	7	1
3/22	MILLIGAN	W	12	7
3/23	VMI *	W	8	6
3/23	VMI *	W	3	1
3/24	VMI *	W	13	5
3/26	KENT STATE	L	4	9
3/27	at UNC Asheville	W	19	5
3/28	#7 CLEMSON	L	3	13
3/30	WOFFORD	L	7	14
3/30	WOFFORD	W	13	0
4/2	at Winthrop	W	9	3
4/3	WOFFORD	W	8	0
4/4	UNC ASHEVILLE	L	10	18
4/6	APPALACHIAN STATE *	L	12	15
4/6	APPALACHIAN STATE *	L	6	20
4/7	APPALACHIAN STATE *	W	8	5
4/9	at Clemson	L	4	10
4/10	WINTHROP	W	6	5
4/13	THE CITADEL *	L	1	6
4/13	THE CITADEL *	W	5	2
4/14	THE CITADEL *	L	1	2
4/16	EASTERN KENTUCKY	W	14	10

4/17	EASTERN KENTUCKY	W	12	11
4/20	at Davidson *	W	9	6
4/21	at Davidson (8) *	W	7	5
4/21	at Davidson *	W	11	6
4/23	MONTREAT	W	19	5
4/25	vs. No. 7 VMI ^	L	3	7
4/26	vs. No. 3 Furman ^	L	4	7

\* – Southern Conference Game

# – CITGO Southern Challenge(Charleston SC)

^ – Southern Conference Tournament (Charleston SC)

**1997 – 42-20; 18-6 SoCon**

**Head Coach:** Keith LeClair, 6th season (229-135-2, 99-38)

– SOUTHERN CONFERENCE REGULAR SEASON CHAMPION –

– SOUTHERN CONFERENCE TOURNAMENT CHAMPION –

2/1	at Jacksonville State	W <sup>(8)</sup>	7	6
2/1	at Jacksonville State	L	1	10
2/2	at Jacksonville State	W	10	9
2/7	vs. Old Dominion %	L	10	16
2/8	vs. Virginia Commonwealth %	W	11	6
2/9	vs. East Carolina %	L	4	5
2/15	WRIGHT STATE	W	9	8
2/15	WRIGHT STATE	W	15	1
2/16	WRIGHT STATE	W	6	5
2/18	at #19 Georgia	L	6	9
2/19	at #19 Georgia	W	3	1
2/22	FURMAN *	W	10	6
2/22	FURMAN *	W	12	3
2/23	FURMAN *	W	10	4
3/1	at Georgia Southern *	L	13	15
3/1	at Georgia Southern *	W	7	6
3/2	at Georgia Southern *	W	18	6
3/5	OLD DOMINION	L <sup>(12)</sup>	8	10
3/8	MARSHALL *	W	15	4
3/8	MARSHALL *	W	10	2
3/9	MARSHALL *	L	3	4
3/10	MARSHALL *	W	20	10
3/11	at #4 Georgia Tech	W	13	7
3/12	at #4 Georgia Tech	L	0	14
3/15	at VMI *	L	9	17
3/15	at VMI *	L	5	6
3/16	at VMI *	W	13	6
3/19	at South Carolina	L	12	30
3/20	UNC ASHEVILLE	W	13	6
3/22	MIAMI (OHIO)	W	12	6
3/22	MIAMI (OHIO)	W	3	0
3/23	MIAMI (OHIO)	W	11	8
3/25	#10 CLEMSON	W	9	4
3/26	at #10 Clemson	L	9	14
3/29	at Appalachian State *	W	18	4
3/29	at Appalachian State *	W	26	6
3/30	at Appalachian State *	W	8	2
4/1	at Tennessee	L	8	10
4/2	UNC ASHEVILLE	W	14	3
4/5	at The Citadel *	W	5	4
4/5	at The Citadel *	W	5	2
4/6	at The Citadel *	L	5	6
4/8	MOREHEAD STATE	L	3	9
4/9	MOREHEAD STATE	W	13	5
4/12	DAVIDSON *	W	11	1
4/12	DAVIDSON *	W	9	4
4/13	DAVIDSON *	L	9	11
4/16	at UNC Asheville	W <sup>(11)</sup>	4	3
4/19	EAST TENNESSEE STATE *	W	9	8
4/19	EAST TENNESSEE STATE *	W	11	10
4/20	EAST TENNESSEE STATE *	W	8	6
4/24	vs. No. 8 VMI ^	W	4	3
4/25	vs. No. 4 Furman ^	W	7	1
4/26	vs. No. 3 The Citadel ^	W	10	3
4/27	vs. No. 3 Furman ^	W <sup>(10)</sup>	10	9
5/9	at Old Dominion	L	7	11
5/10	at Old Dominion	W	11	10
5/10	at Old Dominion	W	6	3
5/11	at Old Dominion	L	7	8
5/22	vs. #7 Auburn \$	L	3	11

5/23	vs. Marist \$	W	8	3
5/24	vs. South Florida \$	L	4	9

\* - Southern Conference Game

% - Colonial-SoCon Challenge (Charleston, SC)

^ - Southern Conference Tournament (Charleston, SC)

\$ - NCAA East Regional (Tallahassee, FL)

**1998 – 45-15 overall; 20-6 SoCon**

**Head Coach:** Rodney Hennon, 1st season (45-15, 20-6)

2/7	at Stetson	W	7	6
2/7	at Stetson	W	8	1
2/8	at Stetson	W <sup>(12)</sup>	11	9
2/13	vs. South Carolina %	L	5	11
2/14	vs. Richmond %	W	15	2
2/15	vs. Tennessee %	L	6	9
2/18	at South Carolina	L	0	3
2/21	WRIGHT STATE	L	5	6
2/21	WRIGHT STATE	W	7	3
2/22	WRIGHT STATE	W	10	3
2/28	ST. BONAVENTURE	W	17	1
2/28	ST. BONAVENTURE	W	5	4
3/3	at Charleston Southern	W	16	9
3/4	at Charleston Southern	W	8	2
3/4	at Charleston Southern	W	4	1
3/9	WILLIAM & MARY	W	15	5
3/10	WILLIAM & MARY	W	10	7
3/14	at Georgia Southern *	W	10	6
3/14	at Georgia Southern *	W	12	2
3/15	at Georgia Southern *	L	3	4
3/17	at #5 Clemson	L	1	5
3/19	#5 CLEMSON	W	10	7
3/21	at Davidson *	W	11	6
3/22	at Davidson *	W	12	2
3/22	at Davidson *	W	9	7
3/24	at Georgia	L	5	8
3/25	at UNC Asheville	W	5	3
3/28	VMI *	W	25	1
3/28	VMI *	W	8	7
3/29	VMI *	W	11	4
4/1	FURMAN *	W	7	1
4/1	FURMAN *	W	6	5
4/2	FURMAN *	W	6	4
4/4	at UNC Greensboro *	W	10	9
4/4	at UNC Greensboro *	L <sup>(8)</sup>	0	1
4/5	at UNC Greensboro *	L	0	5
4/8	at Kentucky	W	6	5
4/11	WOFFORD *	W	11	3
4/11	WOFFORD *	L	3	4
4/12	WOFFORD *	W	6	3
4/14	CHARLESTON SOUTHERN	W	12	4
4/15	CHARLESTON SOUTHERN	W	14	0
4/16	at East Tennessee State *	W	9	8
4/18	THE CITADEL *	W	9	6
4/18	THE CITADEL *	L	7	10
4/21	at UNC Asheville	L	6	9
4/22	at East Tennessee State *	W	10	9
4/22	at East Tennessee State *	L	4	10
4/25	at Appalachian State *	W	15	7
4/25	at Appalachian State *	W	9	8
4/26	at Appalachian State *	W	14	3
4/28	UNC ASHEVILLE	W	9	7
4/30	vs. No. 6 Georgia Southern ^	W	6	5
5/1	at No. 2 The Citadel ^	L	0	5
5/2	vs. No. 5 Wofford ^	W	9	4
5/2	vs. No. 4 Furman ^	W	2	1
5/3	vs. No. 1 UNC Greensboro ^	L	2	4
5/9	at UNC Wilmington	W <sup>(11)</sup>	5	4
5/9	at UNC Wilmington	W	7	4
5/10	at UNC Wilmington	W <sup>(11)</sup>	10	9

\* - Southern Conference Game

% - Franklin Life Shootout (Charleston, SC)

^= Southern Conference Tournament (Charleston, SC)

**CATAMOUNTSPORTS.COM // WESTERN CAROLINA – ALL-TIME YEAR-BY-YEAR RESULTS**

**1999** – 36-23 overall; 18-10 SoCon

**Head Coach:** Rodney Hennon, 2nd season (81-38, 38-16)

2/12	at Coastal Carolina	W	5	2
2/13	at Coastal Carolina	L	3	5
2/14	at Coastal Carolina	L	9	11
2/20	WRIGHT STATE	W <sup>(13)</sup>	5	4
2/20	WRIGHT STATE	W <sup>(7)</sup>	8	5
2/21	WRIGHT STATE	W <sup>(10)</sup>	11	8
2/23	at Georgia	L	0	6
2/24	at Georgia	L	11	15
2/27	NORTH CAROLINA A&T	W	9	8
2/28	NORTH CAROLINA A&T	W <sup>(5)</sup>	20	0
2/28	NORTH CAROLINA A&T	W	13	2
3/6	at Wofford *	W	12	9
3/7	at Wofford *	W <sup>(7)</sup>	5	4
3/7	at Wofford *	W <sup>(10)</sup>	14	10
3/10	HIGH POINT	W	15	8
3/10	HIGH POINT	W	10	4
3/13	UNC GREENSBORO *	W	5	4
3/16	at #19 North Carolina State	L	2	7
3/17	at #19 North Carolina State	L	1	11
3/20	ST. JOHN'S (10)	W <sup>(10)</sup>	8	7
3/20	ST. JOHN'S	W <sup>(7)</sup>	4	1
3/21	ST. JOHN'S	L	11	13
3/23	at #10 Georgia Tech	L	0	2
3/27	DAVIDSON *	W	9	3
3/38	DAVIDSON *	L <sup>(7)</sup>	8	11
3/28	DAVIDSON *	W	15	7
3/31	at High Point	T	8	8
4/2	at The Citadel *	L	1	4
4/3	at The Citadel *	L <sup>(7)</sup>	1	4
4/3	at The Citadel *	L	1	5
4/6	CLEMSON	W <sup>(10)</sup>	9	8
4/7	AT CLEMSON	L	11	16
4/10	EAST TENNESSEE STATE *	W <sup>(7)</sup>	18	3
4/10	EAST TENNESSEE STATE *	W <sup>(10)</sup>	11	10
4/11	EAST TENNESSEE STATE *	L	9	12
4/14	at UNC Asheville	W	10	7
4/17	APPALACHIAN STATE *	W	11	4
4/17	APPALACHIAN STATE *	L <sup>(7)</sup>	5	6
4/18	APPALACHIAN STATE *	W	5	4
4/20	at UNC Asheville	W	9	6
4/24	at VMI *	W <sup>(7)</sup>	18	5
4/24	at VMI *	W <sup>(7)</sup>	10	4
4/25	at VMI *	W	7	4
4/27	UNC ASHEVILLE	L	8	14
5/1	at Furman *	W <sup>(10)</sup>	12	11
5/1	at Furman *	W <sup>(7)</sup>	13	3
5/2	at Furman *	W	10	9
5/4	at #23 Clemson	L <sup>(10)</sup>	10	11
5/8	at College of Charleston *	L	7	8
5/8	at College of Charleston *	L <sup>(7)</sup>	1	2
5/9	at College of Charleston *	W	15	6
5/15	GEORGIA SOUTHERN *	L <sup>(11)</sup>	10	12
5/15	GEORGIA SOUTHERN *	L <sup>(7)</sup>	10	11
5/16	GEORGIA SOUTHERN *	W	12	11
5/19	vs. No. 6 Georgia Southern ^	L	5	8
5/20	vs. No. 7 VMI ^	W	8	4
5/21	vs. No. 4 ETSU ^	W	7	5
5/21	vs. No. 8 Furman ^	W	11	4
5/22	vs. No. 2 Col. of Charleston ^	W	3	2
5/22	at No. 1 The Citadel ^	L	3	6

\* – Southern Conference Game

^ – Southern Conference Tournament (Charleston, SC)

**2000** – 15-38 overall; 8-22 SoCon

**Head Coach:** Todd Raleigh, 1st season (15-38, 8-22)

2/1	at Tennessee	L	0	6
2/2	at Tennessee	L	1	12
2/11	at Central Florida	L	2	7
2/12	at Central Florida	L	0	21
2/13	at Central Florida	L	7	13
2/19	WRIGHT STATE	W	13	11
2/19	WRIGHT STATE	W <sup>(7)</sup>	13	11
2/20	WRIGHT STATE	W	16	4
2/24	GEORGIA	L	3	23
2/26	VMI *	L	3	8
2/26	VMI *	W	11	7
2/27	VMI *	L	6	7
2/29	UNC ASHEVILLE	L	1	9
3/3	at UNC Greensboro *	L	1	6
3/4	at UNC Greensboro *	L	0	6
3/5	at UNC Greensboro *	L	7	10
3/7	at #2 North Carolina	L	8	11
3/8	at #2 North Carolina	L	1	4
3/10	THE CITADEL *	L	6	8
3/12	THE CITADEL *	W	10	5
3/12	THE CITADEL *	L <sup>(7)</sup>	5	7
3/15	UNC ASHEVILLE	L <sup>(10)</sup>	3	4
3/18	at Appalachian State *	L	2	5
3/18	at Appalachian State *	W <sup>(10)</sup>	12	6
3/19	at Appalachian State *	L	12	13
3/25	FURMAN *	L	13	24
3/25	FURMAN *	L	5	8
3/26	FURMAN *	L	9	13
3/28	GEORGIA STATE	L	8	21
3/29	GEORGIA STATE	W	5	4
4/1	WOFFORD *	W	5	3
4/1	WOFFORD *	W	9	4
4/2	WOFFORD *	W	12	8
4/4	at #8 Clemson	L	7	11
4/7	COLLEGE OF CHARLESTON *	L	1	4
4/8	COLLEGE OF CHARLESTON *	L	5	10
4/9	COLLEGE OF CHARLESTON *	W	15	6
4/14	at East Tennessee State *	L	6	12
4/15	at East Tennessee State *	L	2	3
4/16	at East Tennessee State *	L	4	5
4/18	at Tennessee (10)	L	4	5
4/22	ELON	L	4	10
4/22	ELON (7)	W	3	1
4/23	ELON	L	9	11
4/26	vs. #7 Clemson @	L	4	13
4/29	at Davidson *	L	3	4
4/30	at Davidson * (7)	W	15	4
4/30	at Davidson *	L	2	3
5/6	at Georgia Southern *	L	7	8
5/6	at Georgia Southern *	L	5	6
5/7	at Georgia Southern (10) *	L	5	6
5/13	at UNC Asheville	W	7	4
5/14	vs. UNC Asheville @	W	8	5

\* – Southern Conference Game

@ – Played at McCormick Field in Asheville, N.C.

**2001** – 30-26 overall; 18-11 SoCon

**Head Coach:** Todd Raleigh, 2nd season (45-64, 26-33)

2/2	at #11 Auburn	L	1	14
2/3	at #11 Auburn	L	2	4
2/4	at #11 Auburn	L	4	5
2/9	at #23 East Carolina	L	5	9
2/10	at #23 East Carolina	L	0	6
2/11	at #23 East Carolina	L	1	12
2/17	WRIGHT STATE	W	15	2
2/18	WRIGHT STATE	L	12	13
2/18	WRIGHT STATE	W <sup>(7)</sup>	10	6
2/23	vs. Kent State #	W	9	5
2/24	at Coastal Carolina #	L	2	13
2/25	vs. Delaware #	W	7	6
2/28	UNC ASHEVILLE	W	19	10

3/4	at Wofford *	W	10	1
3/4	at Wofford *	L	4	5
3/7	UNC ASHEVILLE	W	9	7
3/9	at Coll. of Charleston *	L	2	3
3/10	at Coll. of Charleston *	W	7	3
3/11	at Coll. of Charleston *	L	2	5
3/14	at #19 Tennessee	L	3	6
3/16	UNC GREENSBORO *	W	10	1
3/17	UNC GREENSBORO *	L	5	22
3/18	UNC GREENSBORO *	W	11	9
3/23	GEORGIA SOUTHERN *	W	13	12
3/24	GEORGIA SOUTHERN *	L	3	17
3/25	GEORGIA SOUTHERN *	W	13	8
3/27	#6 TENNESSEE	L	13	15
3/31	APPALACHIAN STATE *	W	7	3
3/31	APPALACHIAN STATE *	W	18	7
4/1	APPALACHIAN STATE *	L <sup>(10)</sup>	11	13
4/6	at #23 The Citadel *	L	0	7
4/7	at #23 The Citadel *	W	7	6
4/8	at #23 The Citadel *	W	12	6
4/10	at Georgia State	L	3	4
4/11	at Georgia State	W	13	7
4/13	EAST TENNESSEE STATE *	W	9	8
4/14	EAST TENNESSEE STATE *	L	5	9
4/15	EAST TENNESSEE STATE *	W	8	7
4/18	at UNC Asheville	W <sup>(7)</sup>	16	1
4/20	at Furman *	L	8	11
4/21	at Furman *	L	1	6
4/22	at Furman *	W	7	5
4/24	at #12 Clemson	L	2	8
4/28	NORTH CAROLINA A&T	W <sup>(10)</sup>	13	12
4/28	NORTH CAROLINA A&T	W <sup>(7)</sup>	18	4
4/29	NORTH CAROLINA A&T	W	9	3
5/1	at #18 Georgia	L	2	7
5/2	at UNC Asheville @	W	5	4
5/5	DAVIDSON *	W	8	7
5/5	DAVIDSON *	W	13	7
5/6	DAVIDSON *	W	7	0
5/12	at VMI *	W	5	3
5/12	at VMI *	L	8	15
5/13	at VMI *	W	6	3
5/16	vs. No. 5 UNC Greensboro ^	L	5	7
5/17	vs. No. 8 Col. of Charleston ^	L	7	9

\* – Southern Conference Game

@ – Played at Asheville's McCormick Field

# – Baseball at the Beach (Myrtle Beach, SC)

^ – Southern Conference Tournament (Charleston, SC)

**2002** – 33-23 overall; 20-10 SoCon

**Head Coach:** Todd Raleigh, 3rd season (78-87,46-43)

2/16	WRIGHT STATE	W	14	4
2/16	WRIGHT STATE	W <sup>(7)</sup>	18	0
2/17	WRIGHT STATE	W	9	6
2/22	vs. Virginia Tech !	L	1	5
2/23	vs. Virginia !	W	4	3
2/24	vs. West Virginia !	L	5	12
2/26	at #1 Florida State	L	3	13
2/27	at #1 Florida State	L	0	3
3/3	NORTH CAROLINA A&T	W <sup>(7)</sup>	16	3
3/3	NORTH CAROLINA A&T	W <sup>(7)</sup>	18	1
3/6	UNC ASHEVILLE	W	6	5
3/6	at UNC Greensboro *	W	2	0
3/9	at UNC Greensboro *	L	11	13
3/10	at UNC Greensboro *	L	8	11
3/16	WOFFORD *	W	6	3
3/16	WOFFORD *	W	12	4
3/17	WOFFORD *	L	10	12
3/20	at Georgia State	L <sup>(10)</sup>	5	9
3/23	at Appalachian State *	W <sup>(8)</sup>	26	10
3/23	at Appalachian State *	W <sup>(7)</sup>	17	3
3/24	at Appalachian State *	W	6	3
3/27	BINGHAMTON	W <sup>(7)</sup>	17	4
3/28	BINGHAMTON	W	10	7
3/29	FURMAN *	W	8	3

CATAMOUNTSPORTS.COM /// WESTERN CAROLINA – ALL-TIME YEAR-BY-YEAR RESULTS

3/30	FURMAN *	W	7	6
3/31	FURMAN *	W	11	3
4/2	UNC ASHEVILLE	W	9	6
4/5	THE CITADEL *	L	3	8
4/6	THE CITADEL *	L	0	7
4/7	THE CITADEL *	W	2	1
4/10	at #4 Georgia Tech	L	1	2
4/12	#34 C of Charleston *	L	3	7
4/13	#34 C of Charleston *	W <sup>(13)</sup>	8	7
4/14	#34 C of Charleston *	W <sup>(11)</sup>	13	9
4/16	at #1 Clemson	L	9	13
4/17	TENNESSEE TECH	W	11	7
4/20	at Davidson *	L	4	5
4/20	at Davidson *	W	4	0
4/21	at Davidson *	W <sup>(10)</sup>	4	1
4/23	at Georgia	L	11	18
4/26	at Georgia Southern *	L	2	4
4/27	at Georgia Southern *	W	6	3
4/28	at Georgia Southern *	W	14	11
5/4	VMI *	W <sup>(7)</sup>	10	0
5/5	VMI *	W	6	2
5/5	VMI *	L	4	7
5/10	at East Tennessee State *	W	16	3
5/11	at East Tennessee State *	W	7	6
5/12	at East Tennessee State *	L	10	16
5/14	WINTHROP	L	2	3
5/15	#1 CLEMSON	L	4	12
5/19	UNC ASHEVILLE @	L <sup>(7)</sup>	2	3
5/19	UNC ASHEVILLE @	W <sup>(7)</sup>	1	0
5/22	vs. No. 7 Wofford ^	W	9	2
5/23	vs. No. 3 Col. of Charleston ^	L	0	3
5/24	vs. No. 5 UNC Greensboro ^	L <sup>(10)</sup>	4	6

\* – Southern Conference Game

! – Berkley Electric Shootout (Charleston, SC)

^ – Southern Conference Tournament (Charleston, SC)

@ – Played at Asheville's McCormick Field

**2003 – 43-21 overall; 22-8 SoCon**

**Head Coach:** Todd Raleigh, 4th season (121-108, 68-51)

– SOUTHERN CONFERENCE REGULAR SEASON CHAMPION –  
– SOUTHERN CONFERENCE TOURNAMENT CHAMPION –

2/8	at Coastal Carolina	L	3	8
2/9	at Coastal Carolina	L	3	4
2/12	HIGH POINT	W	11	1
2/14	at #31 East Carolina	L	4	6
2/14	at #31 East Carolina	L	2	4
2/15	at #31 East Carolina	L	1	2
2/22	WRIGHT STATE	W	7	6
2/22	WRIGHT STATE	W	6	1
2/23	WRIGHT STATE	W	13	3
3/1	LIBERTY	W	9	6
3/1	LIBERTY	W	9	8
3/2	LIBERTY	W	4	3
3/5	UNC ASHEVILLE	W	6	5
3/7	THE CITADEL *	W <sup>(10)</sup>	8	7
3/8	THE CITADEL *	L	3	7
3/9	THE CITADEL *	W	8	5
3/11	at Gardner-Webb	W	8	3
3/12	at #6 South Carolina	L	2	5
3/14	at Davidson *	W <sup>(7)</sup>	11	0
3/15	at Davidson *	W	5	4
3/16	at Davidson *	W	9	0
3/18	at UNC Asheville	L <sup>(11)</sup>	2	3
3/21	EAST TENNESSEE STATE *	W	20	1
3/22	EAST TENNESSEE STATE *	W	13	12
3/23	EAST TENNESSEE STATE *	W	9	5
3/25	#10 CLEMSON %	W	9	5
3/28	at Furman *	W	3	2
3/29	at Furman *	W	6	5
3/30	at Furman *	L	2	4
4/1	at #15 Clemson	L	3	5
4/4	GEORGIA SOUTHERN *	W	7	5
4/5	GEORGIA SOUTHERN *	W	16	1
4/6	GEORGIA SOUTHERN *	W	12	2

4/12	at UNC Greensboro *	L	4	5
4/12	at UNC Greensboro *	L	1	6
4/16	at UNC Greensboro *	L	2	14
4/15	TENNESSEE TECH	W	12	4
4/16	GARDNER-WEBB	L	7	11
4/18	VMI *	W	16	3
4/19	VMI *	W	11	7
4/20	VMI *	W	14	9
4/22	GEORGIA STATE	W	21	10
4/23	GEORGIA STATE	W <sup>(10)</sup>	9	7
4/29	at #26 Oklahoma State	W	12	5
4/30	at #26 Oklahoma State	W	15	9
5/3	at Wofford *	W	17	5
5/3	at Wofford *	W	11	1
5/4	at Wofford *	W	6	5
5/11	APPALACHIAN STATE *	L	7	12
5/11	APPALACHIAN STATE *	W	10	5
5/12	APPALACHIAN STATE *	W	10	8
5/13	at Tennessee Tech	L	5	7
5/16	at College of Charleston *	W	3	2
5/17	at College of Charleston *	L	2	3
5/18	at College of Charleston *	L	2	3
5/21	vs. No. 8 Davidson ^	W	14	0
5/22	vs. No. 5 Furman ^	W	6	0
5/24	vs. No. 2 Georgia Southern ^	W	1	0
5/25	vs. No. 2 Georgia Southern ^	L <sup>(11)</sup>	4	8
5/25	vs. No. 2 Georgia Southern ^	W	6	5
5/30	vs. #19 VCU \$	L	0	6
5/31	vs. Le Moyne \$	W	9	5
5/31	vs. #19 VCU \$	W	2	0
6/1	vs. #12 NC State \$	L <sup>(14)</sup>	4	6

% – First Night Game Played at Childress Field

\* – Southern Conference Game

^ - Southern Conference Tournament (Charleston, SC)

\$ – NCAA Wilson Regional (Wilson, NC)

**2004 – 28-31 overall; 12-18 SoCon**

**Head Coach:** Todd Raleigh, 5th season (149-139, 80-69)

2/13	at #12 Auburn	L	4	5
2/14	at #12 Auburn	L	1	4
2/15	at #12 Auburn	L	0	6
2/21	WRIGHT STATE	L	6	8
2/21	WRIGHT STATE	W <sup>(7)</sup>	14	1
2/22	WRIGHT STATE	W	14	0
2/28	WAGNER	W	17	11
2/28	WAGNER	W	15	3
2/29	WAGNER	W	12	4
3/4	at Wake Forest	L	4	16
3/6	MIAMI (OHIO)	W	12	11
3/6	MIAMI (OHIO)	W	14	12
3/7	MIAMI (OHIO)	L	8	12
3/9	at #17 Georgia Tech	L	3	4
3/10	at #17 Georgia Tech	W	9	5
3/12	COLLEGE OF CHARLESTON *	L	3	19
3/13	COLLEGE OF CHARLESTON *	L	10	11
3/14	COLLEGE OF CHARLESTON *	L	0	7
3/16	at Gardner-Webb	W	11	2
3/19	at The Citadel *	L	0	4
3/20	at The Citadel *	L	3	6
3/21	at The Citadel *	L	3	6
3/24	at Tennessee Tech	L	12	13
3/26	DAVIDSON *	L	4	5
3/27	DAVIDSON *	W	12	10
3/28	DAVIDSON *	W <sup>(10)</sup>	3	2
3/30	at Georgia State	W <sup>(13)</sup>	10	9
3/31	at Georgia State	L	10	11
4/3	at East Tennessee State *	W	8	4
4/3	at East Tennessee State *	W	8	4
4/4	at East Tennessee State *	L	3	4
4/9	FURMAN *	W	9	6
4/10	FURMAN *	W	10	4
4/11	FURMAN *	W	8	6
4/16	at Georgia Southern *	L	5	6
4/17	at Georgia Southern *	L	5	6

4/18	at Georgia Southern *	L	0	3
4/21	at #17 Clemson	L	7	8
4/23	UNC GREENSBORO *	L	7	9
4/24	UNC GREENSBORO *	L	0	7
4/27	TENNESSEE TECH	W	12	3
4/30	at Elon *	W	8	6
5/1	at Elon *	L	8	11
5/2	at Elon *	L	4	9
5/11	at UNC Asheville	L	5	12
5/12	at UNC Asheville	W	9	1
5/14	WOFFORD *	W	4	3
5/15	WOFFORD *	W	6	4
5/16	WOFFORD *	W	8	2
5/19	GARDNER-WEBB	W <sup>(11)</sup>	4	3
5/22	at Appalachian State *	W	10	8
5/22	at Appalachian State *	L	4	5
5/23	at Appalachian State *	L	11	18
5/26	vs. No. 1 #30 Col. of Charleston ^	W	4	3
5/27	vs. No. 4 Elon ^	W	7	6
5/28	at No. 3 The Citadel ^	W	5	2
5/29	at No. 3 The Citadel ^	L	2	9
5/30	at No. 3 The Citadel ^	L	1	8

\* – Southern Conference Game

^ – Southern Conference Tournament (Charleston, SC)

**2005 – 33-23 overall; 18-12 SoCon**

**Head Coach:** Todd Raleigh, 6th season (182-162, 98-81)

2/19	WRIGHT STATE	W	9	5
2/19	WRIGHT STATE	L <sup>(7)</sup>	0	12
2/20	WRIGHT STATE	W	8	5
2/25	at #7 Rice !	L	1	9
2/27	vs. New Mexico !	W <sup>(12)</sup>	14	13
2/27	at #7 Rice !	L	4	8
3/4	vs. Kent State %	W	4	1
3/5	vs. James Madison %	W	4	3
3/6	at #23 Coastal Carolina %	L	3	4
3/9	GEORGIA STATE	W	3	1
3/9	GEORGIA STATE	W	12	7
3/11	APPALACHIAN STATE *	W	9	4
3/12	APPALACHIAN STATE *	W	14	6
3/13	APPALACHIAN STATE *	W	10	9
3/15	at UNC Asheville	W	8	5
3/18	at #18 Col. of Charleston *	L	1	2
3/19	at #18 Col. of Charleston *	L	8	9
3/20	at #18 Col. of Charleston *	L	5	17
3/23	UNC ASHEVILLE	W	7	6
3/25	THE CITADEL *	W	15	1
3/26	THE CITADEL *	L	7	8
3/26	THE CITADEL *	W	10	9
3/29	at #1 Georgia Tech	W	8	5
3/30	BROWN	L	6	10
3/31	BROWN	W <sup>(7)</sup>	18	9
4/1	at Davidson *	L	2	5
4/2	at Davidson *	W	13	11
4/3	at Davidson *	W	7	4
4/6	UNC ASHEVILLE	W	8	3
4/8	EAST TENNESSEE STATE *	W	13	3
4/9	EAST TENNESSEE STATE *	L	3	4
4/10	EAST TENNESSEE STATE *	W	9	8
4/12	CLEMSON	L	4	7
4/15	at Furman *	L	2	14
4/16	at Furman *	L	0	12
4/17	at Furman *	L	2	8
4/19	at Clemson	L	1	10
4/22	GEORGIA SOUTHERN *	L	5	17
4/23	GEORGIA SOUTHERN *	W	11	6
4/24	GEORGIA SOUTHERN *	L	5	6
4/29	at UNC Greensboro *	W	3	1
4/30	at UNC Greensboro *	W	8	7
5/1	at UNC Greensboro *	L	5	6
5/7	Elon *	W	7	2
5/8	Elon *	W	9	4
5/9	Elon *	W	12	10
5/11	at Georgia	W	2	1
5/13	CHARLESTON SOUTHERN	L	8	13

# CATAMOUNTSPORTS.COM /// WESTERN CAROLINA – ALL-TIME YEAR-BY-YEAR RESULTS

5/14	CHARLESTON SOUTHERN	W	6	5
5/17	GARDNER-WEBB	L	7	12
5/20	at Wofford *	W	7	2
5/21	at Wofford *	W	10	3
5/22	at Wofford *	W	10	7
5/25	at No. 6 The Citadel ^	W	6	1
5/26	vs. No. 2 Georgia Southern ^	L	2	7
5/27	vs. No. 1 #20 Col. of Charleston ^	L	4	11

\* – Southern Conference Game

! – Rice Invitational (Houston, Texas)

% – Coastal Carolina Tourney (Conway, SC)

\$ – Started 4/12, halted in B4 (rain); resumed 4/19 at Clemson

^ – Southern Conference Tournament (Charleston, SC)

**2006 – 33-27 overall; 14-13 SoCon**

**Head Coach:** Todd Raleigh, 7th season (215-189, 112-94)

2/19	BUTLER	L <sup>(10)</sup>	3	5
2/19	BUTLER	W <sup>(7)</sup>	4	2
2/24	vs. South Florida #	L <sup>(13)</sup>	3	4
2/25	at Stetson #	W	4	3
2/26	vs Illinois #	W	14	13
2/28	UNC ASHEVILLE	W	16	5
3/3	at Charleston Southern	L	11	15
3/4	at Charleston Southern	L	4	7
3/5	at Charleston Southern	W	11	1
3/7	at UNC Wilmington	L	2	3
3/8	at UNC Wilmington	L	4	5
3/10	at Elon *	L	10	13
3/11	at Elon *	W	6	1
3/12	at Elon *	L	3	16
3/15	at #20 Georgia	L	0	11
3/18	PRINCETON	W	10	3
3/18	PRINCETON	W	13	8
3/19	PRINCETON	W <sup>(12)</sup>	10	8
3/21	HARTFORD	W	24	12
3/21	HARTFORD	W	11	0
3/22	GARDNER-WEBB	W	8	4
3/24	WOFFORD *	W	9	8
3/25	WOFFORD *	W	11	7
3/26	WOFFORD *	W	20	10
3/28	at #3 Georgia Tech	L	5	19
3/31	at Appalachian State*	W	11	0
4/1	at Appalachian State*	L	3	4
4/2	at Appalachian State*	W	15	4
4/4	at #7 Clemson	W	8	6
4/7	at Georgia Southern *	L	0	17
4/9	at Georgia Southern *	L	1	7
4/9	at Georgia Southern *	W	4	2
4/11	#5 CLEMSON !	L	3	8
4/14	#17 COL. OF CHARLESTON *	L	1	17
4/15	#17 COL. OF CHARLESTON *	L	6	14
4/16	#17 COL. OF CHARLESTON *	W	5	4
4/18	EAST TENNESSEE STATE	W	7	1
4/21	at The Citadel*	L	4	5
4/23	at The Citadel*	W	8	5
4/24	at The Citadel*	L	3	4
4/25	at Georgia	W	7	5
4/26	at Gardner-Webb	L	5	10
4/28	DAVIDSON *	W	6	0
4/29	DAVIDSON *	L	6	12
4/30	DAVIDSON *	W	5	3
5/5	UNC GREENSBORO *	W	8	3
5/6	UNC GREENSBORO *	W	5	2
5/7	UNC GREENSBORO *	L	6	10
5/10	at Tennessee	L	2	7
5/12	KENNESAW STATE	W	6	3
5/13	KENNESAW STATE	W	5	4
5/14	KENNESAW STATE	W	9	7
5/16	EAST TENNESSEE STATE	L	8	16
5/19	FURMAN *	L	4	5
5/20	FURMAN *	W	7	5
5/20	FURMAN *	L	6	10
5/24	vs Furman ^	W	14	1
5/25	vs. No. 2 #28 Col. of Charleston ^	L	0	1

5/26	vs. No. 5 Georgia Southern ^	W	13	3
5/26	at No. 4 The Citadel ^	L	2	4

\* - Southern Conference Game

# - Stetson Invitational (DeLand, Fla.)

! - Prior to game, WCU retired the number 23 of Hall of Fame player and coach Keith LeClair before a record crowd of 2,823

^ - Southern Conference Tournament (Charleston, SC)

**2007 – 42-20 overall; 20-7 SoCon**

**Head Coach:** Todd Raleigh, 8th season (257-207, 132-101)

– **SOUTHERN CONFERENCE REGULAR SEASON CHAMPION** –

2/16	at Kennesaw State	W	9	6
2/17	at Kennesaw State	W	10	6
2/18	at Kennesaw State	L	3	5
2/23	CONNECTICUT	W	16	5
2/24	CONNECTICUT	L	1	8
2/25	CONNECTICUT	W	12	1
2/27	at #14 Georgia Tech	W	10	7
3/2	vs. #20 N.C. State %	W	6	5
3/3	vs. #12 Pepperdine %	L	1	3
3/4	at East Carolina %	L	2	3
3/6	at East Tennessee State	W	7	4
3/7	MERCER	L	10	13
3/9	XAVIER	W	9	4
3/10	XAVIER	L	12	17
3/11	XAVIER	W	14	7
3/13	at Georgia	W	3	1
3/14	UNC ASHEVILLE	L	6	7
3/16	COLUMBIA	W	10	9
3/17	COLUMBIA	W	17	11
3/18	COLUMBIA	W	14	6
3/20	#6 CLEMSON	W	6	3
3/23	at College of Charleston*	L	6	7
3/24	at College of Charleston*	L	8	18
3/25	at College of Charleston*	L	7	8
3/28	at #11 Clemson	L	6	15
3/30	THE CITADEL*	W	7	3
3/31	THE CITADEL*	W	12	5
4/1	THE CITADEL*	W	18	3
4/5	at Davidson*	W	13	11
4/6	at Davidson*	W	10	4
4/7	at Davidson*	W	2	1
4/10	at UNC Asheville @	W	12	6
4/13	at UNC Greensboro*	W	5	2
4/14	at UNC Greensboro*	W	11	1
4/14	at UNC Greensboro*	L	4	9
4/18	EAST TENNESSEE STATE	W	7	3
4/20	ELON*	W	4	2
4/21	ELON*	W	4	3
4/22	ELON*	W	5	4
4/24	at High Point	W	15	8
4/25	GEORGIA	L	7	12
4/27	at Furman*	L	3	5
4/28	at Furman*	W	12	4
4/29	at Furman*	W	8	5
5/4	APPALACHIAN STATE*	W	6	0
5/5	APPALACHIAN STATE*	W	13	7
5/6	APPALACHIAN STATE*	L	3	6
5/8	at Ohio State	W	7	3
5/9	at Ohio State	W	12	2
5/11	at Wofford*	W	26	12
5/12	at Wofford*	W	21	3
5/13	at Wofford*	W	14	1
5/15	HIGH POINT	W	4	0
5/17	GEORGIA SOUTHERN*	W	4	1
5/18	GEORGIA SOUTHERN*	W	8	3
5/19	GEORGIA SOUTHERN*	L	2	5
5/23	at No. 2 The Citadel ^	L	2	7
5/24	vs. No. 6 Georgia Southern ^	L	5	6
6/1	vs. #28 East Carolina \$	L	8	9
6/2	vs. Jacksonville \$	W	7	0
6/3	vs. #28 East Carolina \$	W	9	5
6/4	at #3 North Carolina \$	L	5	6

\* – Southern Conference Game

% – Keith LeClair Classic (Greenville, N.C.)

@ – Game played at Asheville's McCormick Field

^ – Southern Conference Tournament (Charleston, S.C.)

\$ – NCAA Chapel Hill Regional (Chapel Hill, N.C.)

**2008 – 29-28 overall; 14-13 SoCon**

**Head Coach:** Bobby Moranda, 1st season (29-28, 14-13)

2/22	MARSHALL	L	9	14
2/23	MARSHALL	W	11	5
2/24	MARSHALL	W	12	8
2/29	vs. West Virginia %	L	7	8
3/1	vs. George Mason %	L	6	12
3/2	vs. Marshall %	W	9	7
3/2	at #26 Coastal Carolina %	L	1	7
3/4	at #19 Georgia Tech	L	1	4
3/6	vs. Michigan State \$	L	3	5
3/7	vs. Creighton \$	W	11	8
3/8	at #4 Rice \$	L	11	12
3/11	at #4 Vanderbilt	L	3	5
3/12	at #4 Vanderbilt	L	4	11
3/16	HARTFORD	W	32	3
3/16	HARTFORD	W	5	3
3/17	HARTFORD	L	7	8
3/18	at Georgia	L	3	8
3/21	at Georgia Southern *	L	10	19
3/22	at Georgia Southern *	L	12	13
3/23	at Georgia Southern *	L	12	15
3/25	EAST TENNESSEE STATE	W	12	11
3/26	at UNC Asheville @	W	12	10
3/28	UNC GREENSBORO *	W	17	2
3/29	UNC GREENSBORO *	L	3	7
3/30	UNC GREENSBORO *	W	9	5
4/1	at Gardner-Webb	W	13	6
4/2	UNC ASHEVILLE	W	10	7
4/5	DAVIDSON *	W	22	7
4/5	DAVIDSON *	W	10	8
4/6	DAVIDSON *	W	8	4
4/8	at #14 South Carolina	L	6	9
4/11	at Elon *	L	1	16
4/12	at Elon *	L <sup>(11)</sup>	2	3
4/13	at Elon *	W	6	3
4/15	at Clemson	W	6	2
4/18	at Appalachian State *	L	2	6
4/20	at Appalachian State *	L	8	12
4/20	at Appalachian State *	W <sup>(10)</sup>	5	4
4/22	CLEMSON	L	0	6
4/23	at Mercer	W <sup>(10)</sup>	8	7
4/25	FURMAN *	L	2	4
4/26	FURMAN *	L	4	13
4/27	FURMAN *	L	5	6
4/29	at Tennessee	W	5	2
4/30	GARDNER-WEBB	W	8	0
5/2	WOFFORD *	W	5	3
5/3	WOFFORD *	W	16	8
5/4	WOFFORD *	W	9	4
5/9	at The Citadel *	W	11	3
5/10	at The Citadel *	W <sup>(10)</sup>	5	2
5/10	at The Citadel *	W	11	2
5/16	COLLEGE OF CHARLESTON *	L	4	10
5/16	COLLEGE OF CHARLESTON *	L	9	20
5/17	COLLEGE OF CHARLESTON *	W	13	12
5/20	vs. No. 10 Davidson ^	W <sup>(12)</sup>	11	10
5/21	vs. No. 2 Col. of Charleston ^	L	4	5
5/22	vs. No. 6 Appalachian State ^	L	5	10

\* – Southern Conference Game

% – Coastal Carolina Bash at the Beach (Myrtle Beach, SC)

\$ – Rice Invitational (Houston, Texas)

@ – Game played at Asheville's McCormick Field

^ – Southern Conference Tournament (Charleston, SC)

**CATAMOUNTSPORTS.COM // WESTERN CAROLINA – ALL-TIME YEAR-BY-YEAR RESULTS**

**2009 – 35-22 overall; 19-10 SoCon**

**Head Coach:** Bobby Moranda, 2nd season (64-50, 33-23)

2/20	BOWLING GREEN	W	16	8
2/21	BOWLING GREEN	W	4	1
2/22	BOWLING GREEN	W	14	5
2/27	at #24 USC	W	3	2
3/1	at #24 USC	L	4	6
3/2	at #24 USC	W	9	3
3/3	at #11 San Diego	L	7	14
3/6	APPALACHIAN STATE *	W	4	0
3/7	APPALACHIAN STATE *	W	14	11
3/8	APPALACHIAN STATE *	W	4	3
3/10	EAST TENNESSEE STATE	W	11	5
3/11	EAST TENNESSEE STATE	W	6	5
3/13	at College of Charleston *	L	3	9
3/14	at College of Charleston *	W	8	2
3/15	at College of Charleston *	L	4	7
3/17	HIGH POINT	W	14	4
3/18	UNC ASHEVILLE		9	2
3/20	THE CITADEL *	L	3	10
3/21	THE CITADEL *	W	3	1
3/22	THE CITADEL *	W	10	9
3/24	at Tennessee	L	1	5
3/29	at Wofford *	W <sup>(10)</sup>	14	10
3/29	at Wofford *	W	19	2
4/1	at UNC Asheville @	W	11	0
4/2	BRIGHAM YOUNG	L	1	0
4/3	BRIGHAM YOUNG	L	11	15
4/4	BRIGHAM YOUNG	L	12	18
4/7	at Kennesaw State	L	10	12
4/8	EASTERN KENTUCKY	W <sup>(11)</sup>	24	23
4/11	#26 GEORGIA SOUTHERN *	L	2	9
4/11	#26 GEORGIA SOUTHERN *	W	5	2
4/12	#26 GEORGIA SOUTHERN *	L	5	10
4/14	#18 CLEMSON	L	1	11
4/15	at #18 Clemson	L	2	13
4/17	SAMFORD *	L <sup>(10)</sup>	7	8
4/18	SAMFORD *	W	26	5
4/18	SAMFORD *	W	16	6
4/21	at #4 Georgia Tech	L	7	16
4/22	#4 Georgia Tech	W	10	9
4/24	at Furman *	W	5	1
4/25	at Furman *	L <sup>(15)</sup>	10	11
4/26	at Furman *	W	6	4
4/28	at Charlotte	W	8	6
4/29	TENNESSEE TECH	W	11	0
5/1	at UNC Greensboro *	W	10	3
5/2	at UNC Greensboro *	W	9	4
5/3	at UNC Greensboro *	W	9	4
5/8	#28 ELON *	L <sup>(11)</sup>	11	13
5/9	#28 ELON *	L	6	27
5/10	#28 ELON *	L	2	7
5/13	at High Point	W	10	5
5/14	at Davidson *	W <sup>(12)</sup>	10	8
5/15	at Davidson *	W	11	10
5/16	at Davidson *	W	6	3
5/20	vs. No. 5 Col. of Charleston ^	W	12	4
5/21	vs. No. 1 #22 Elon ^	L	7	15
5/22	vs. No. 8 Furman ^	L	6	7

\* – Southern Conference Game

@ – Game played at Asheville's McCormick Field

^ – Southern Conference Tournament (Greenville, S.C.)

**2010 – 37-21-1 overall; 16-13-1 SoCon**

**Head Coach:** Bobby Moranda, 3rd season (101-71-1, 49-36-1)

2/19	GARDNER-WEBB	W	14	9
2/20	at Gardner-Webb !	W	6	5
2/21	at Gardner-Webb !	W	6	3
2/23	at Charlotte	W	5	3
2/26	EASTERN KENTUCKY	W	11	4
2/27	EASTERN KENTUCKY	L	9	12
2/28	EASTERN KENTUCKY	W	5	4
3/5	vs. West Virginia %	W	1	0
3/6	vs. Illinois %	W	4	2

3/7	at #11 East Carolina %	L	4	5
3/9	SIU-EDWARDSVILLE	W	6	0
3/10	SIU-EDWARDSVILLE	W	12	8
3/12	at The Citadel *	L	0	4
3/13	at The Citadel *	L	5	7
3/14	at The Citadel *	L	6	11
3/16	UNC ASHEVILLE	W	10	3
3/17	CHARLOTTE	W	5	4
3/19	at Appalachian State *	L	7	11
3/20	at Appalachian State *	W	10	7
3/21	at Appalachian State *	T <sup>(6)</sup>	4	4
3/26	COLLEGE OF CHARLESTON *	L	8	11
3/27	COLLEGE OF CHARLESTON *	W	4	3
3/27	COLLEGE OF CHARLESTON *	W	10	9
3/31	HIGH POINT	W	17	11
4/2	NEW YORK TECH	L	3	4
4/3	NEW YORK TECH	W	12	4
4/4	NEW YORK TECH	W	11	8
4/7	at Tennessee	W	14	9
4/9	WOFFORD *	W	5	4
4/10	WOFFORD *	W	8	2
4/11	WOFFORD *	L	2	5
4/14	at #16 Clemson	W	7	5
4/16	at Elon *	L	0	3
4/17	at Elon *	W	14	8
4/18	at Elon *	L	10	12
4/21	TENNESSEE	L	8	18
4/23	at Georgia Southern *	L	4	11
4/24	at Georgia Southern *	W	11	3
4/25	at Georgia Southern *	W	14	11
4/28	at Georgia	L	10	13
4/30	UNC GREENSBORO *	W	11	10
5/1	UNC GREENSBORO *	L	3	5
5/2	UNC GREENSBORO *	L	2	14
5/7	FURMAN *	W	7	6
5/9	FURMAN *	W	8	7
5/10	FURMAN *	W	18	4
5/12	at High Point	W	6	5
5/14	at Samford *	L	6	7
5/15	at Samford *	W	8	1
5/16	at Samford *	L	5	8
5/18	at Tennessee Tech	L	2	11
5/20	DAVIDSON *	W <sup>(10)</sup>	7	6
5/21	DAVIDSON *	W	7	5
5/22	DAVIDSON *	W	11	2
5/26	vs. No. 3 Georgia Southern ^	W	11	4
5/27	vs. No. 2 Col. of Charleston ^	W <sup>(12)</sup>	7	6
5/29	vs. No. 7 Appalachian State ^	L	2	3
5/29	vs. No. 7 Appalachian State ^	W	7	6
5/30	at No. 1 The Citadel ^	L	3	10

! - Game played at Forest City's McNair Field

% – Keith LeClair Classic (Greenville, N.C.)

\* – Southern Conference Game

@ – Game played at Asheville's McCormick Field

^ – Southern Conference Tournament (Charleston, S.C.)

**2011 – 23-31-1 overall; 12-18 SoCon**

**Head Coach:** Bobby Moranda, 4th season (124-102-2, 61-54-1)

2/18	MOREHEAD STATE	W	9	2
2/19	MOREHEAD STATE	W	18	0
2/20	MOREHEAD STATE	W	9	6
2/22	at Wake Forest (10)	L	1	2
2/25	MANHATTAN	L	6	11
2/26	MANHATTAN	W	7	3
2/27	MANHATTAN	W	9	8
3/1	at Eastern Kentucky	L	8	12
3/2	at Eastern Kentucky	W	5	0
3/4	vs. Akron !	W	9	8
3/11	at UNCG *	L	4	5
3/12	at UNCG *	L	4	11
3/13	at UNCG *	L	6	9
3/15	at Kennesaw State	W	5	1
3/16	UNC ASHEVILLE	L	2	6
3/18	ELON *	L	5	6
3/19	ELON *	L	4	5

3/20	ELON *	L	6	9
3/23	GARDNER-WEBB	T <sup>(9)</sup>	8	8
3/25	at Davidson *	W	2	1
3/27	at Davidson *	W	7	1
3/27	at Davidson *	L <sup>(10)</sup>	0	3
3/29	HIGH POINT	W	11	0
4/1	at College of Charleston *	L	3	6
4/2	at College of Charleston *	L	8	15
4/3	at College of Charleston *	L	3	15
4/6	at Clemson	L	3	12
4/8	SAMFORD *	W <sup>(12)</sup>	4	3
4/9	SAMFORD *	W	3	2
4/10	SAMFORD *	L	6	11
4/12	at UNC Asheville @	L	4	7
4/15	GEORGIA SOUTHERN *	W	12	4
4/16	GEORGIA SOUTHERN *	L	7	8
4/17	GEORGIA SOUTHERN *	L	13	16
4/22	WOFFORD *	L	7	11
4/23	WOFFORD *	W	11	0
4/24	WOFFORD *	W	25	14
4/26	at High Point	W	6	2
4/27	#18 CLEMSON	L	4	6
4/29	SAN DIEGO STATE	L	3	4
4/30	SAN DIEGO STATE	L	5	11
5/1	SAN DIEGO STATE	L	9	11
5/7	at Appalachian State *	L	5	10
5/8	at Appalachian State *	L	9	10
5/9	at Appalachian State *	W	13	7
5/11	KENNESAW STATE	L	2	6
5/13	at Furman *	W <sup>(16)</sup>	14	13
5/14	at Furman *	L	8	9
5/15	at Furman *	L	7	14
5/19	THE CITADEL *	W	7	5
5/20	THE CITADEL *	W	6	0
5/21	THE CITADEL *	W	12	8
5/25	vs. No. 1 Elon ^	W <sup>(20)</sup>	10	7
5/26	vs. No. 4 Georgia Southern ^	L	1	12
5/27	vs. No. 5 College of Charleston ^	L	2	4

! - Game played at Forest City's McNair Field

\* – Southern Conference Game

@ – Game played at Asheville's McCormick Field

^ – Southern Conference Tournament (Charleston, S.C.)

**2012 – 32-24 overall; 16-14 SoCon**

**Head Coach:** Bobby Moranda, 5th season (156-126-2, 77-68-1)

2/17	FORDHAM	W	9	8
2/17	FORDHAM	W	6	1
2/18	FORDHAM	W	12	9
2/21	at Winthrop	W	13	3
2/25	vs. Maryland %	L	0	3
2/26	at #20 East Carolina %	L	1	3
2/27	vs. Purdue %	L	7	14
2/29	at #8 Georgia	W	5	3
3/2	IONA	W	2	0
3/3	IONA	W	22	2
3/4	IONA	W	8	4
3/6	DUKE	W	12	4
3/7	EAST TENNESSEE STATE	W	7	3
3/9	at The Citadel *	L	2	4
3/10	at The Citadel *	W	11	4
3/11	at The Citadel *	W	6	5
3/14	#23 CLEMSON	W	8	4
3/16	at Jacksonville	L	2	5
3/17	at Jacksonville	W	2	1
3/18	vs. Fairfield !	W	10	3
3/21	at UNC Asheville @	L <sup>(12)</sup>	1	3
3/24	UNC GREENSBORO *	W	16	2
3/24	UNC GREENSBORO *	W <sup>(11)</sup>	6	5
3/25	UNC GREENSBORO *	L	1	5
3/27	KENNESAW STATE	L	9	11
3/28	at Kennesaw State	W <sup>(10)</sup>	7	6
3/31	DAVIDSON *	W	12	6
3/31	DAVIDSON *	L	5	7
4/1	DAVIDSON *	W	5	3
4/4	at Clemson	W	13	8

**CATAMOUNTSPORTS.COM // WESTERN CAROLINA – ALL-TIME YEAR-BY-YEAR RESULTS**

4/6	at Wofford *	L	0	2
4/7	at Wofford *	W	4	2
4/7	at Wofford *	L	5	6
4/13	FURMAN *	W	3	0
4/14	FURMAN *	W	9	2
4/15	FURMAN *	W	11	5
4/17	at Gardner-Webb	L	4	6
4/20	at Samford *	L	3	6
4/21	at Samford *	L	2	4
4/22	at Samford *	L	9	10
4/25	at East Tennessee State	W	6	1
4/27	COLLEGE OF CHARLESTON *	L	4	5
4/28	COLLEGE OF CHARLESTON *	W	7	6
4/29	COLLEGE OF CHARLESTON *	L	2	6
5/5	at Elon *	W	6	5
5/6	at Elon *	W	11	9
5/7	at Elon *	L	4	11
5/11	at Georgia Southern *	W	4	0
5/12	at Georgia Southern *	L	4	16
5/13	at Georgia Southern *	L	1	2
5/15	WINTHROP	L	5	11
5/17	#24 Appalachian State *	W	8	6
5/18	#24 Appalachian State *	L	4	5
5/19	#24 Appalachian State *	W	9	7
5/23	vs. No. 4 Samford ^	L	0	7
5/24	vs. No. 8 Furman ^	L	8	9

% - Keith LeClair Classic (Greenville, N.C.)  
\* - Southern Conference Game

! - Game played at Sessions Stadium (Jacksonville, Fla.)  
@ - Game played at Asheville's McCormick Field  
^ - Southern Conference Tournament (Greenville, S.C.)

**2013 – 39-20 overall; 23-7 SoCon**

**Head Coach:** Bobby Moranda, 6th season (195-146-2, 100-75-1)  
– SOUTHERN CONFERENCE REGULAR SEASON CHAMPION –

2/15	WASHINGTON STATE	W	8	5
2/16	WASHINGTON STATE	W	15	10
2/17	WASHINGTON STATE	L	1	4
2/20	WAKE FOREST	W	7	2
2/22	vs. Michigan State %	L	1	4
2/23	vs. Miami (Ohio) %	L <sup>(10)</sup>	2	3
2/24	vs. Cincinnati %	L <sup>(10)</sup>	6	7
2/26	LONGWOOD	L	1	4
2/27	LONGWOOD	W	8	5
3/2	HOFSTRA	L	2	5
3/3	HOFSTRA	W	7	6
	HOFSTRA	W	6	2
3/5	at Georgia	W	12	7
3/8	at Davidson *	W <sup>(13)</sup>	9	4
3/9	at Davidson *	L	5	7
3/10	at Davidson *	W	5	2
3/13	EASTERN KENTUCKY	W	11	7
3/15	at College of Charleston *	W	5	4
3/16	at College of Charleston *	L	4	6
3/17	at College of Charleston *	W	10	6
3/20	at Tennessee	L	5	10
3/22	ELON *	W	7	5
3/23	ELON *	L	5	8
3/24	ELON *	L	1	2
3/26	at Wake Forest	L	1	3
3/27	at Gardner-Webb	W	5	2
3/29	THE CITADEL *	W	7	6
3/30	THE CITADEL *	W	5	4
	THE CITADEL *	L	4	5
4/2	UNC ASHEVILLE	W	13	9
4/3	at UNC Asheville @	L	0	15
4/5	at Furman *	L	2	9
4/6	at Furman *	W	8	5
4/7	at Furman *	W <sup>(12)</sup>	9	3
4/9	#17 CLEMSON	L	9	12
4/12	SAMFORD *	W	9	8
4/13	SAMFORD *	W	21	7
4/14	SAMFORD *	W	5	2
4/17	GARDNER-WEBB	W	9	6
4/19	GEORGIA SOUTHERN *	W	9	3

4/20	GEORGIA SOUTHERN *	W	9	8
4/21	GEORGIA SOUTHERN *	W	7	4
4/23	KENNESAW STATE	W	2	0
4/24	at #13 Clemson	L	1	12
4/26	at UNC Greensboro *	W	7	3
4/27	at UNC Greensboro *	W	10	7
	at UNC Greensboro *	W	15	5
5/1	at Kennesaw State	W	9	3
5/3	TENNESSEE TECH	W	18	7
5/4	TENNESSEE TECH	W	6	1
5/10	WOFFORD *	W	6	1
5/12	WOFFORD *	W	3	0
	WOFFORD *	W	10	7
5/16	at Appalachian State *	W	23	5
5/17	at Appalachian State *	W	9	1
5/18	at Appalachian State *	L	8	9
5/22	vs. No. 8 Samford ^	W	13	7
5/23	vs. No. 4 The Citadel ^	L	11	12
5/24	vs. No. 5 Appalachian State ^	L	4	15

% - First Pitch Invitational at Fluor Field (Greenville, S.C.)  
\* - Southern Conference Game  
@ - Game played at Asheville's McCormick Field  
^ - Southern Conference Tournament (Greenville, S.C.)

**2014 – 37-18 overall; 20-6 SoCon**

**Head Coach:** Bobby Moranda, 7th season (232-164-2, 120-81-1)  
– SOUTHERN CONFERENCE REGULAR SEASON CHAMPION –

2/14	at #2 Mississippi State	W	3	2
2/15	at #2 Mississippi State	L	1	6
2/16	at #2 Mississippi State	L	2	7
2/18	WINTHROP	W	8	0
2/21	at Washington State	W	13	1
2/22	at Washington State	W	8	6
2/28	LA SALLE	W	6	4
3/1	LA SALLE	W	7	6
3/2	LA SALLE	W	20	10
3/4	vs. #15 Clemson	W	18	10
3/7	vs. North Florida %	L <sup>(10)</sup>	2	4
3/8	vs. Buffalo %	L	4	5
3/9	at Georgia %	L	2	6
3/11	at Georgia Tech	L	5	7
3/12	at Kennesaw State	L <sup>(12)</sup>	3	4
3/14	RIDER	W	6	5
3/15	RIDER	W	23	8
	RIDER	W	11	3
3/19	EAST TENNESSEE STATE	L	9	12
3/21	at Elon *	L	1	5
3/22	at Elon *	W	6	5
3/23	at Elon *	W	9	7
3/28	WOFFORD *	W	11	4
3/29	WOFFORD *	W	11	4
3/30	WOFFORD *	W	6	1
4/1	UNC ASHEVILLE	W	4	1
4/4	at UNC Greensboro *	W	5	4
4/5	at UNC Greensboro *	W <sup>(10)</sup>	13	12
4/6	at UNC Greensboro *	W	3	1
4/8	PRESBYTERIAN	W	16	0
4/9	at UNC Asheville	W	9	3
4/11	FURMAN *	W	5	4
4/12	FURMAN *	L	6	9
4/13	FURMAN *	L	1	6
4/15	at Winthrop	W <sup>(13)</sup>	9	6
4/16	at Tennessee	L	2	6
4/20	THE CITADEL *	W	5	4
	THE CITADEL *	W	8	2
4/23	at #20 Clemson	L	3	11
4/25	at Samford *	L	4	10
4/26	at Samford *	W	10	7
4/27	at Samford *	W	7	1
4/30	vs. Wake Forest @	W <sup>(12)</sup>	3	2
5/2	APPALACHIAN STATE *	W	10	9
5/3	APPALACHIAN STATE *	W	20	10
5/4	APPALACHIAN STATE *	W	7	4
5/9	at Georgia Southern *	W	5	4

5/10	at Georgia Southern *	L	0	1
5/11	at Georgia Southern *	L	2	3
5/13	KENNESAW STATE	W	8	6
5/15	DAVIDSON *	W	8	6
5/16	DAVIDSON *	W	10	2
	DAVIDSON *	W	4	3
5/21	vs. No. 1 Furman ^	L	2	3
5/22	vs. No. 4 Georgia Southern ^	L	4	8

% - Univ. of Georgia Tournament at Foley Field (Athens, Ga.)  
\* - Southern Conference Game  
@ - Game played at Keeter Stadium (Shelby, N.C.)  
^ - Southern Conference Tournament (Charleston, S.C.)

**2015 – 21-30 overall; 11-13 SoCon**

**Head Coach:** Bobby Moranda, 8th season (253-194-2, 131-94-1)

2/13	PURDUE	W	17	6
2/14	PURDUE	W	15	4
	PURDUE	L	5	9
2/21	at UNC Wilmington %	L	4	6
	vs. Wake Forest %	L	2	10
2/22	vs. George Mason %	W	14	5
3/2	VALPARAISO	L	7	8
3/4	VALPARAISO	L	5	18
3/6	HOLY CROSS	W	7	5
3/7	HOLY CROSS	W	22	11
	HOLY CROSS	L	3	9
3/8	HOLY CROSS	W	3	1
3/10	at Presbyterian	L	1	5
3/13	vs. Penn State @	W	4	2
	at Liberty	L	1	5
3/14	at Liberty	L	2	4
3/18	KENNESAW STATE	W	5	4
3/20	at UNCG *	L	2	17
3/21	at UNCG *	W	17	6
3/22	at UNCG *	L	4	7
3/24	CLEMSON	L	2	19
3/27	THE CITADEL *	W	7	2
3/28	THE CITADEL *	W	12	5
3/29	THE CITADEL *	W	12	9
3/31	at Kennesaw State	L	2	9
4/3	WOFFORD *	L	8	11
4/4	WOFFORD *	W	5	3
4/5	WOFFORD *	W	13	5
4/10	at Mercer *	L	8	11
4/11	at Mercer *	W	3	0
4/12	at Mercer *	L	3	5
4/14	at Clemson	L	2	14
4/17	FURMAN *	W	14	4
4/18	FURMAN *	L	3	5
	FURMAN *	L	3	8
4/21	APPALACHIAN STATE	W	18	15
4/22	at Appalachian State	L	3	12
4/24	at East Tennessee State *	L	2	3
4/25	at East Tennessee State *	W	4	3
4/26	at East Tennessee State *	L	7	10
5/1	at UNC Asheville	L	6	20
5/2	UNC ASHEVILLE	L	8	13
5/8	at Samford *	L	4	13
5/9	at Samford *	W	7	4
5/10	at Samford *	L	14	16
5/11	at Tennessee Tech	W	11	4
5/14	VMI *	L	4	18
5/15	VMI *	L	6	11
	VMI *	W	11	6
5/20	vs. No. 2 Samford ^	L <sup>(10)</sup>	7	8
5/21	vs. No. 6 Furman ^	L	4	12

% - Hughes Bros. Challenge (Wilmington, N.C.)  
@ - Game played at Liberty in Lynchburg, Va.  
\* - Southern Conference Game  
^ - Southern Conference Tournament (Charleston, S.C.)

**CATAMOUNTSPORTS.COM // WESTERN CAROLINA – ALL-TIME YEAR-BY-YEAR RESULTS**

**2016 – 31-31 overall; 15-9 SoCon**

**Head Coach:** Bobby Moranda, 9th season (284-225-2, 146-103-1)

– SOUTHERN CONFERENCE TOURNAMENT CHAMPION –

2/19	at UNC Wilmington %	L	2	15
2/20	vs. Richmond %	L	1	3
2/21	vs. St. John's %	L	3	14
2/26	UL-MONROE	L	6	11
2/27	UL-MONROE	W	15	7
2/28	UL-MONROE	L	10	16
3/2	NIAGARA	W <sup>(7)</sup>	17	4
	NIAGARA	W <sup>(7)</sup>	10	2
3/4	at #13 Georgia Tech	L	4	5
3/5	at #13 Georgia Tech	L	3	14
3/6	at #13 Georgia Tech	L	4	3
3/8	PRESBYTERIAN	W	10	9
3/11	at Indiana	L	2	3
3/12	at Indiana	W	4	1
	at Indiana	L	1	9
3/16	GARDNER-WEBB	W	16	14
3/18	at Kansas State	W	7	5
3/19	at Kansas State	W	6	2
3/20	at Kansas State	W	10	2
3/22	at #3 North Carolina	L	2	10
3/24	ETSU *	L	8	14
3/25	ETSU *	W	12	11
3/26	ETSU *	W	15	9
3/30	#17 Clemson	L	8	10
4/1	at Wofford *	W	9	1
4/2	at Wofford *	W	14	4
4/3	at Wofford *	W	12	3
4/8	at VMI *	W	7	1
4/10	at VMI *	W	21	7
	at VMI *	W	14	11
4/12	at #18 Clemson	L <sup>(10)</sup>	6	7
4/15	SAMFORD *	W	10	5
4/16	SAMFORD *	L	7	13
4/17	SAMFORD *	W <sup>(11)</sup>	6	5
4/19	UNC ASHEVILLE	L	0	8
4/20	VIRGINIA TECH	W	14	10
4/22	at The Citadel *	L	1	2
4/23	at The Citadel *	W	11	0
4/24	at The Citadel *	L	4	6
4/27	at Gardner-Webb	L	0	4
4/29	MERCER *	W	9	7
4/30	MERCER *	L <sup>(10)</sup>	9	8
5/1	MERCER *	L	2	9
5/6	at Furman *	L	4	11
5/7	at Furman *	L	8	9
5/8	at Furman *	W	10	4
5/11	at Georgia	L	0	6
5/13	UNCG *	W	8	5
5/14	UNCG *	W	19	8
5/15	UNCG *	L	5	8
5/17	at Cincinnati	L	1	3
5/19	at Kent State	L	4	5
5/20	at Kent State	L	1	3
5/25	vs. No. 7 Wofford ^	W	10	9
5/26	vs. No. 6 Samford ^	W	14	4
5/28	vs. No. 1 Mercer ^	L	8	9
	vs. No. 6 Samford ^	W	7	4
5/29	vs. No. 1 Mercer ^	W	4	2
	vs. No. 1 Mercer ^	W	3	2
6/3	at #9 Clemson &	L	10	24
6/4	vs. Nebraska &	W	4	1
6/5	at #9 Clemson &	L	3	15

% – BW3 "Battle at the Beach" (Wilmington, N.C.)

\* – Southern Conference Game

^ – Southern Conference Tournament (Greenville, S.C.)

& – NCAA Clemson Regional (Clemson, S.C.)

**2017 – 28-28 overall; 15-8 SoCon**

**Head Coach:** Bobby Moranda, 10th season (312-253-2, 161-111-1)

2/17	vs. St. John's %	L	3	14
2/18	at #9 Coastal Carolina %	W	5	4
2/19	vs. North Carolina A&T %	W	16	7
2/22	at #12 Clemson	L	5	11
2/24	MARSHALL	W	8	0
2/25	MARSHALL	W	20	15
2/26	MARSHALL	L	6	10
3/3	at #9 East Carolina !	L	4	5
3/4	vs. Appalachian State !	L	3	7
3/5	vs. #16 St. John's !	L	1	9
3/6	at #20 N.C. State	W	9	8
3/8	at #26 Missouri	L <sup>(10)</sup>	6	7
3/10	at Nebraska	W	5	2
3/11	at Nebraska	W	8	2
3/12	at Nebraska	L	0	10
3/16	KENNESAW STATE	L	3	12
3/17	KENT STATE	W	10	2
3/18	KENT STATE	L	10	16
3/19	KENT STATE	L	1	2
3/22	GARDNER-WEBB	L	13	15
3/24	at UNCG *	L	4	5
3/25	at UNCG *	W	9	5
3/26	at UNCG *	L	2	8
3/29	at UNC Asheville @	L	3	5
3/31	THE CITADEL *	W	4	3
4/1	THE CITADEL *	W	6	0
4/2	THE CITADEL *	W <sup>(7)</sup>	14	1
4/7	at ETSU *	W <sup>(12)</sup>	5	4
4/8	at ETSU *	W	9	6
4/9	at ETSU *	W	11	6
4/11	at Presbyterian	W	9	6
4/13	FURMAN *	L	5	6
4/14	FURMAN *	L <sup>(10)</sup>	7	8
4/15	FURMAN *	L	2	5
4/19	at Gardner-Webb	L	5	7
4/21	VMI *	W	9	1
4/21	VMI-2 *	W	19	3
4/22	VMI *	W	10	5
4/25	SAVANNAH STATE	W	21	1
4/26	SAVANNAH STATE	W	9	2
4/28	at Samford *	L	3	8
4/29	at Samford *	W	6	5
4/30	at Samford *	L <sup>(7)</sup>	0	7
5/6	WOFFORD *	W	9	3
5/7	WOFFORD-1 *	W	10	7
5/7	WOFFORD-2 *	L <sup>(7)</sup>	3	18
5/8	at Kennesaw State	L	1	7
5/10	at Cincinnati	L	4	9
5/12	at Ball State	W	10	2
5/13	at Ball State	W	7	4
5/14	at Ball State	L	6	13
5/16	PRESBYTERIAN	L	0	6
5/18	at Mercer *	W	8	2
5/19	at Mercer *	W	3	2
5/24	vs. No. 7 ETSU ^	L	6	8
5/25	vs. No. 6 Samford ^	L	1	6

% – Caravelle Resort's "Baseball at the Beach" (Myrtle Beach, S.C.)

! – Keith LeClair Classic (Greenville, N.C.)

@ – Played at McCormick Field (Asheville, N.C.)

\* – Southern Conference Game

^ – Southern Conference Tournament (Greenville, S.C.)

**2018 – 11-47 overall; 5-19 SoCon**

**Head Coach:** Bobby Moranda, 11th season (323-300-2, 166-130-1)

2/16	at East Carolina	L	3	8
2/17	at East Carolina	L	2	8
2/18	at East Carolina	L	3	9
2/20	MOREHEAD STATE	W	6	2
2/23	CANISIUS-1	L	4	15
2/23	CANISIUS-2	L	0	9
2/24	CANISIUS	L <sup>(13)</sup>	11	12
2/27	APPALACHIAN STATE	L	3	13

3/2	at #10 Louisville	L	4	16
3/3	at #10 Louisville	L	7	8
3/4	at #10 Louisville	L	2	3
3/6	MARSHALL	L	8	12
3/9	BALL STATE-1	L	4	7
3/9	BALL STATE-2	L	8	20
3/10	BALL STATE	L	8	9
3/14	at Tennessee	L	0	5
3/16	KENT STATE	L	4	7
3/17	KENT STATE	L <sup>(10)</sup>	4	7
3/18	KENT STATE	W	9	2
3/23	at The Citadel *	L	1	5
3/24	at The Citadel-1 *	W	8	5
3/24	at The Citadel-2 *	L	3	9
3/27	TENNESSEE	L	3	17
3/29	at Wofford *	L <sup>(11)</sup>	5	6
3/30	at Wofford *	L	3	5
3/31	at Wofford *	L	2	3
4/4	vs. UNC Asheville @	L	4	8
4/7	UNCG *	L	3	9
4/8	UNCG-1 *	L	2	3
4/8	UNCG-2 *	L	3	5
4/11	#11 KENTUCKY	L	5	7
4/13	at VMI *	L	7	11
4/14	at VMI-1 *	L	9	12
4/15	at VMI-2 *	L <sup>(7)</sup>	4	5
4/18	at Appalachian State	L	2	4
4/20	MERCER *	W	8	4
4/21	MERCER *	L	1	4
4/22	MERCER *	L <sup>(8)</sup>	0	12
4/25	at #6 North Carolina	L	2	8
4/27	ETSU *	L	4	11
4/28	ETSU *	L	12	14
4/29	ETSU *	L	8	11
5/4	at Furman *	L	4	13
5/5	at Furman *	W	2	1
5/6	at Furman *	W	5	2
5/9	at #5 Clemson	L	8	10
5/12	SAMFORD-1 *	W	10	9
5/12	SAMFORD-2 *	L	1	5
5/13	SAMFORD *	L	4	11
5/15	at Eastern Kentucky	L	5	10
5/18	vs. VCU	L	4	5
5/19	vs. VCU	L <sup>(8)</sup>	1	11
5/22	vs. No. 8 The Citadel ^	W	6	5
5/23	vs. No. 1 UNCG ^	W	10	2
5/24	vs. No. 5 Mercer ^	L <sup>(7)</sup>	0	15
5/25	vs. No. 6 ETSU ^	W	11	8
5/26	vs. No. 1 UNCG ^	W	8	4
5/26	vs. No. 5 Mercer ^	L	2	10

@ – Played at McCormick Field (Asheville, N.C.)

\* – Southern Conference Game

^ – Southern Conference Tournament (Greenville, S.C.)

**2019 – 21-32 overall; 8-16 SoCon**

**Head Coach:** Bobby Moranda, 12th season (344-332-2, 174-146-1)

2/15	OAKLAND	W	21	9
2/16	OAKLAND - GM 1	W	9	8
	OAKLAND - GM 2	W	12	2
2/24	ST. JOHN'S - GM 1	L	2	5
	ST. JOHN'S - GM 2	W	13	4
2/26	INDIANA STATE	L	4	8
2/27	INDIANA STATE	W	10	9
3/1	vs. Wright State !	L	3	5
3/2	vs. Utah !	L	0	14
3/3	at #9 East Carolina !	L	6	12
3/6	at UNC Asheville	W	16	4
3/9	vs. Michigan State %	W <sup>(10)</sup>	6	4
3/10	vs. Ohio State %	W	8	5
3/13	NOTRE DAME	W	16	9
3/15	ELON	W	5	2
3/16	ELON	L <sup>(10)</sup>	11	12
3/17	ELON	L	2	6
3/20	GARDNER-WEBB	L	4	5

**CATAMOUNTSPORTS.COM // WESTERN CAROLINA – ALL-TIME YEAR-BY-YEAR RESULTS**

3/22	at ETSU *	L	9	10
3/23	at ETSU *	L	4	5
3/24	at ETSU *	L	3	10
3/29	at UNCG *	L	5	7
3/30	at UNCG *	W	24	4
3/31	at UNCG *	W	2	1
4/3	at Marshall	L	9	10
4/5	WOFFORD *	L	5	20
4/6	WOFFORD *	W	4	3
4/7	WOFFORD *	L	4	7
4/10	at Gardner-Webb	W	4	3
4/12	at Mercer *	W	4	3
4/13	at Mercer - Gm1 *	W	11	7
4/13	at Mercer - Gm2 *	L	2	6
4/18	FURMAN *	L	4	9
4/20	FURMAN - GM1 *	L	3	4
4/20	FURMAN - GM2 *	W	5	1
4/24	UNC ASHEVILLE	L	8	11
4/26	VMI *	L <sup>(11)</sup>	11	15
4/27	VMI *	W	14	5
4/28	VMI *	L <sup>(10)</sup>	8	9
4/30	at Appalachian State	L	3	6
5/3	at #8 Georgia Tech	L	4	25
5/4	at #8 Georgia Tech	L	3	16
5/5	at #8 Georgia Tech	L	1	14
5/10	at Samford *	L	4	16
5/11	at Samford *	L	3	5
5/12	at Samford *	L	2	4
5/14	vs. Eastern Kentucky @	W	9	6
5/16	THE CITADEL *	W	4	3
5/17	THE CITADEL *	L	2	5
5/18	THE CITADEL *	L	1	3
5/21	vs. No. 9 The Citadel ^	W	7	3
5/22	vs. No. 1 Samford ^	L <sup>(10)</sup>	4	5
5/23	vs. No. 5 Furman ^	L	7	9

! – Keith LeClair Classic (Greenville, N.C.)  
 % – Michigan State First Pitch Invitational (Greenville, S.C.)  
 @ – Played at Prasco Park (Mason, Ohio)  
 \* – Southern Conference Game  
 ^ – Southern Conference Tournament (Greenville, S.C.)

**2020 – 8-8 overall**

**Head Coach:** Bobby Moranda, 13th season (352-340-2, 174-146-1)  
*NOTE: 2020 season was halted and canceled due to COVID-19 pandemic*

2/14	CHICAGO STATE	W	14	4
2/15	CHICAGO STATE - GM 1	W	10	5
2/15	CHICAGO STATE - GM 2	W	2	1
2/16	CHICAGO STATE	W	7	2
2/21	vs. Illinois!	W	9	2
2/22	vs. Kennesaw State!	L	0	12
2/23	vs. Saint Joseph's!	L	2	9
2/26	GEORGIA STATE	L <sup>(11)</sup>	9	10
2/28	vs. Ball State %	W	6	3
2/29	vs. Michigan State %	L	3	4
3/1	vs. Kansas %	W	5	3
3/4	APPALACHIAN STATE	L	0	2
3/6	vs. Northwestern @	L	0	4
3/6	at USC Upstate	W	5	2
3/10	BRYANT	L	3	7
3/11	BRYANT	L	5	11

! – Brittain Resorts & Hotels Invitational (Myrtle Beach & Conway, S.C.)  
 % – Michigan State First Pitch Invitational (Greenville, S.C.)  
 @ – Played at USC Upstate (Spartanburg, S.C.)

**2021 – 28-21 overall, 14-11 SoCon**

**Head Coach:** Bobby Moranda, 14th season (380-361-2, 188-157-1)

2/19	TOWSON	W	23	1
2/20	TOWSON	W	15	5
2/20	TOWSON	W	4	3
2/21	TOWSON	W	5	1
2/23	UNC ASHEVILLE	L	4	10
2/26	at UNC Wilmington	W	8	2
2/27	at UNC Wilmington	L	6	8
2/28	at UNC Wilmington	L	6	10
3/5	at Charlotte	L	4	7
3/6	at Charlotte	W	5	2
3/7	at Charlotte	W	10	5
3/10	KENNESAW STATE	W	12	11
3/12	ST. JOHN'S	W	11	1
3/13	ST. JOHN'S	W	21	3
3/14	ST. JOHN'S	W	8	3
3/26	THE CITADEL *	W	12	8
3/26	THE CITADEL *	W	11	6
3/30	at #6 Tennessee	L	2	9
4/2	at Wofford *	L	5	6
4/3	at Wofford *	L	9	12
4/3	at Wofford *	W	11	6
4/7	at Gardner-Webb	W	12	2
4/10	VMI *	W <sup>(5)</sup>	3	0
4/11	VMI *	W	9	8
4/11	VMI *	W	16	12
4/13	#3 TENNESSEE	L	12	14
4/16	SAMFORD *	L	5	8
4/16	SAMFORD *	W	7	2
4/17	SAMFORD *	W	12	11
4/20	WAKE FOREST	L	8	14
4/23	at ETSU *	W	3	0
4/23	at ETSU *	L	1	7
4/28	at Elon	L	3	4
4/30	at UNCG *	L	8	17
5/1	at UNCG *	L	4	6
5/1	at UNCG *	W	7	1
5/7	MERCER *	L	9	11
5/7	MERCER *	L <sup>(11)</sup>	7	8
5/8	MERCER *	L	1	14
5/14	WOFFORD *	L	2	13
5/15	WOFFORD *	L <sup>(7)</sup>	10	20
5/15	WOFFORD *	W	8	4
5/20	at The Citadel *	W	2	1
5/21	at The Citadel *	W <sup>(11)</sup>	6	3
5/21	at The Citadel *	W <sup>(7)</sup>	21	0
5/27	vs. No. 1 Wofford ^	W	16	5
5/28	vs. No. 2 Samford ^	L <sup>(7)</sup>	7	19
5/29	vs. No. 1 Wofford ^	W	11	6
5/30	vs. No. 2 Samford ^	L	6	8

\* – Southern Conference Game  
 ^ – Southern Conference Tournament (Greenville, S.C.)

**2022 – 26-31-1 overall, 9-11-1 SoCon**

**Head Coach:** Bobby Moranda, 15th season (406-392-3, 197-168-2)

2/18	NIAGARA - GM 1	W	22	3
	NIAGARA - GM 2	W	17	3
2/19	NIAGARA	W	18	6
2/20	NIAGARA	W	15	0
2/23	at USC Upstate	L	3	9
2/25	ILLINOIS STATE	L	2	5
2/26	ILLINOIS STATE	L	8	14
2/27	ILLINOIS STATE	L	5	9
3/2	vs. Middle Tennessee	L	5	10
3/4	STONY BROOK	L	4	5
3/5	STONY BROOK	W <sup>(10)</sup>	9	8
3/6	STONY BROOK	L	2	3
3/9	at Presbyterian	W	15	2
3/11	vs. Kansas %	W	6	3
3/12	vs. Michigan State %	L	2	5
3/13	vs. Cincinnati %	W	8	6
3/15	at Wake Forest	L	5	7
3/19	UT-MARTIN - GM 1	L	2	6

	UT-MARTIN - GM 2	W	11	7
3/20	UT-MARTIN	W	14	9
3/22	UNC ASHEVILLE	L	1	5
3/25	at Houston	L	3	13
3/26	at Houston	W	6	3
3/27	at Houston	L	1	6
3/30	at #1 Tennessee	L	1	11
4/1	vs. Xavier (Prasco Park)	W	7	5
4/2	at Xavier	L	3	7
4/3	at Xavier	W	14	4
4/6	GARDNER-WEBB	W	14	2
4/8	ETSU *	L	3	5
4/9	ETSU *	L	11	13
4/10	ETSU *	L <sup>(8)</sup>	10	20
4/12	at UNC Asheville			PPD
4/14	SAMFORD *	W	11	8
4/15	SAMFORD *	L	4	7
4/16	SAMFORD *	L	6	17
4/19	GARDNER-WEBB	W	11	3
4/22	at The Citadel *	W	4	2
4/23	at The Citadel *	W	8	1
4/24	at The Citadel *	L	0	3
4/27	PRESBYTERIAN	L <sup>(10)</sup>	8	11
4/29	at VMI *	W	7	6
4/30	at VMI *	L	8	14
5/1	at VMI *	W <sup>(10)</sup>	8	5
5/4	USC UPSTATE	W	15	6
5/6	MERCER *	W	9	2
5/7	MERCER *	W	15	5
5/8	MERCER *	W <sup>(11)</sup>	10	9
5/11	at Kennesaw State	L	5	8
5/13	at Wofford *	L	4	15
5/14	at Wofford *	W	9	2
5/15	at Wofford *	T	2	2
5/17	at Gardner-Webb	L <sup>(10)</sup>	9	10
5/19	UNCG *	L	2	8
5/20	UNCG *	L	3	5
5/21	UNCG *	L	13	16
5/25	vs. No. 7 VMI ^	W	4	1
5/25	vs. No. 3 Samford ^	L <sup>(7)</sup>	3	22
5/27	vs. No. 4 UNCG ^	L	7	9

\* – Southern Conference Game  
 % – Michigan State First Pitch Invitational (Greenville, S.C.)  
 ^ – Southern Conference Tournament (Greenville, S.C.)

**2023 – 21-33 overall, 8-12 SoCon**

**Head Coach:** Alan Beck, 1st season (21-33, 8-12)

2/17	AKRON	L	12	14
2/18	AKRON - GM 1	W <sup>(7)</sup>	6	1
2/18	AKRON - GM 2	W	11	6
2/19	AKRON	L	2	3
2/22	at Presbyterian	L	0	3
2/24	XAVIER	L	4	9
2/26	XAVIER - GM 1	L <sup>(8)</sup>	3	15
2/26	XAVIER - GM 2	L	12	16
3/1	at Gardner-Webb	L	4	14
3/4	EASTERN KENTUCKY - GM 1	W	9	5
3/4	EASTERN KENTUCKY - GM 2	W	10	3
3/5	EASTERN KENTUCKY	W	7	5
3/7	at #14 North Carolina	L <sup>(5)</sup>	4	8
3/10	vs. Michigan State %	L	5	6
3/10	vs. Kansas %	W	5	3
3/11	vs. Michigan State %	L	2	7
3/14	vs. Davidson @	L	5	6
3/18	RADFORD - GM 1	W	9	8
3/18	RADFORD - GM 2	W	4	3
3/19	RADFORD	W	9	0
3/21	at #11 Tennessee	L	0	7
3/24	at UNCG *	W	10	4
3/25	at UNCG *	L <sup>(12)</sup>	4	5
3/26	at UNCG *	L	8	11
3/31	at Mercer *	L	1	2
4/1	at Mercer *	W	9	4
4/2	at Mercer *	W	15	14

**CATAMOUNTSPORTS.COM /// WESTERN CAROLINA – ALL-TIME YEAR-BY-YEAR RESULTS**

4/4	USC UPSTATE	L <sup>(13)</sup>	8	9
4/6	VMI - GM 1	L <sup>(10)</sup>	11	14
4/6	VMI - GM 2	L	12	17
4/11	at UNC Asheville	W	13	4
4/14	WOFFORD *	L	5	12
4/15	WOFFORD *	W	10	9
4/16	WOFFORD *	L <sup>(7)</sup>	6	17
4/18	at USC Upstate	W	13	1
4/21	at College of Charleston	L	0	2
4/22	at College of Charleston	L	2	9
4/23	at College of Charleston	L	3	11
4/25	GARDNER-WEBB	L	7	14
4/28	at ETSU *	W	12	10
4/29	at ETSU * - GM 1	L	13	14
4/29	at ETSU * - GM 2	L	1	8
5/3	UNC ASHEVILLE	W	19	7
5/5	at Samford *	L	2	6
5/6	at Samford *	L	5	6
5/7	at Samford *	W	7	5
5/9	PRESBYTERIAN	W	7	6
5/12	THE CITADEL *	W <sup>(13)</sup>	7	6
5/13	THE CITADEL *	L	5	6
5/14	THE CITADEL *	W	17	9
5/18	at #10 Oregon State	L	7	20
5/19	at #10 Oregon State	L	5	23
5/20	at #10 Oregon State	L	4	8
5/24	vs. No. 6 UNCG ^	L	3	4

\* – Southern Conference Game

% – Michigan State First Pitch Invitational (Greenville, S.C.)

@ – Game played at Atrium Health Ballpark (Kannapolis, N.C.)

^ – Southern Conference Tournament (Greenville, S.C.)

**2024 – 28-26 overall, 13-8 SoCon**

**Head Coach:** Alan Beck, 2nd season (49-59, 21-20)

2/16	IONA	W	8	5
2/17	IONA	W	16	3
2/18	IONA	W	8	4
2/21	at USC Upstate	L	9	16
2/23	at Florida State	L	2	8
2/24	at Florida State	L	4	8
2/25	at Florida State	L	7	20
2/27	UNC ASHEVILLE	W	6	5
3/2	GEORGIA STATE - GM 1	L	3	5
3/2	GEORGIA STATE - GM 2	L	7	14
3/3	GEORGIA STATE	L	5	13
3/5	at Charlotte	L	2	5
3/7	vs. VCU %	L	2	5
3/9	vs. Michigan State %	W	9	5
3/10	vs. Western Michigan %	W <sup>(7)</sup>	18	6
3/16	HARVARD - GM 1	W	4	2
3/16	HARVARD - GM 2	W	19	12
3/17	HARVARD	W	8	5
3/19	at UNC Asheville	W	14	5
3/22	ETSU *	W	8	4
3/23	ETSU *	L	3	12
3/24	ETSU *	L <sup>(12)</sup>	8	9
3/28	at The Citadel *	W <sup>(8)</sup>	17	2
3/29	at The Citadel *	W	5	3
3/30	at The Citadel *	W	6	2
4/2	at Gardner-Webb	W	6	4
4/5	vs. Akron @	W	7	3
4/6	vs. Akron @	W	10	5
4/7	vs. Akron @	L	8	15
4/9	at Presbyterian	W	9	5
4/12	UNCG *	L	11	15
4/13	UNCG *	L	11	15
4/14	UNCG *	W	7	6
4/16	APPALACHIAN STATE	W	10	5
4/19	SAMFORD *	L	4	6
4/20	SAMFORD * - GM 1	W <sup>(7)</sup>	12	2
4/20	SAMFORD * - GM 2	L	7	8
4/23	at #3 Tennessee	L	4	12
4/26	at Wofford *	L <sup>(7)</sup>	2	13
4/27	at Wofford *	W	7	2

4/28	at Wofford *	W	8	5
5/1	USC UPSTATE	L	7	13
5/4	at #13 Wake Forest	L	2	9
5/5	at #13 Wake Forest - Gm 1	L	5	10
5/5	at #13 Wake Forest - Gm 2	L <sup>(7)</sup>	1	17
5/7	GARDNER-WEBB	L	6	9
5/10	MERCER *	W	12	3
5/11	MERCER *	W	10	3
5/12	MERCER *	W	14	13
5/16	at VMI *	W	8	4
5/17	at VMI * - Gm 1	W	16	6
5/17	at VMI * - Gm 2	L	8	9
5/23	vs. No. 5 Wofford ^	L <sup>(7)</sup>	1	12
5/24	vs. No. 7 Mercer ^	L	5	8

\* – Southern Conference Game

% – Michigan State First Pitch Invitational (Greenville, S.C.)

@ – Game played at Prasco Park (Mason, Ohio)

^ – Southern Conference Tournament (Greenville, S.C.)

**2025 – 30-28 overall, 10-11 SoCon**

**Head Coach:** Alan Beck, 3rd season (79-87, 31-31)

2/14	at Georgia Southern	L	2	10
2/15	at Georgia Southern	L	0	5
2/16	at Georgia Southern	L	5	11
2/18	USC UPSTATE	W	10	7
2/21	MARYLAND	W	8	7
2/22	MARYLAND	L	12	35
2/23	MARYLAND	W <sup>(10)</sup>	11	9
2/26	at USC Upstate	L	10	16
2/28	RIDER	W <sup>(7)</sup>	27	5
3/1	RIDER - Gm1	L <sup>(8)</sup>	15	16
3/1	RIDER - Gm2	W <sup>(7)</sup>	18	2
3/2	RIDER	L	8	12
3/5	vs. Michigan State %	W	10	7
3/7	at Georgia State	L	7	12
3/8	at Georgia State	W	16	12
3/9	at Georgia State	L	8	4
3/11	at Gardner-Webb	L	4	11
3/14	EASTERN ILLINOIS - Gm1	W	5	3
3/14	EASTERN ILLINOIS - Gm2	W	9	2
3/15	EASTERN ILLINOIS	L	5	9
3/18	PRESBYTERIAN	W	4	2
3/21	VMI *	W	7	3
3/22	VMI *	L	4	5
3/23	VMI *	L	7	11
3/25	UNC ASHEVILLE	W	9	8
3/28	at Mercer *	L	5	6
3/29	at Mercer * - Gm1	W	7	3
3/29	at Mercer * - Gm2	L <sup>(7)</sup>	3	13
4/1	APPALACHIAN STATE	W	14	10
4/4	GARDNER-WEBB	W	9	5
4/5	GARDNER-WEBB	W <sup>(8)</sup>	12	1
4/9	at Appalachian State	L	6	7
4/11	at ETSU *	L	2	9
4/12	at ETSU *	L	1	3
4/13	at ETSU *	L <sup>(7)</sup>	0	11
4/15	at Presbyterian	W	9	7
4/17	WOFFORD *	L	6	9
4/18	WOFFORD *	W	7	4
4/19	WOFFORD *	W <sup>(8)</sup>	15	5
4/23	at UNC Asheville	W	14	13
4/26	at Samford * - Gm1	W	4	1
4/26	at Samford * - Gm2	W	8	2
4/27	at Samford *	L	1	7
4/29	GARDNER-WEBB	W <sup>(7)</sup>	19	7
5/2	at Georgia Tech	L	5	13
5/3	at Georgia Tech	L	2	4
5/4	at Georgia Tech	L <sup>(7)</sup>	0	13
5/7	PRESBYTERIAN	W	5	4
5/9	THE CITADEL *	W	11	4
5/10	THE CITADEL *	W <sup>(7)</sup>	15	2
5/11	THE CITADEL *	L	7	9
5/15	at UNCG *	W	8	6
5/16	at UNCG *	L	0	1

5/17	at UNCG *	W	13	6
5/21	vs. No. 8 VMI ^	W <sup>(7)</sup>	15	1
5/22	vs. No. 4 Mercer ^	W	10	3
5/23	vs. No. 1 ETSU ^	L	13	16
5/23	vs. No. 3 The Citadel ^	L	10	11

\* – Southern Conference Game

% – vs. Michigan State (Fluor Field | Greenville, S.C.)

^ – SoCon Tournament (Fluor Field | Greenville, S.C.)

## CATAMOUNTSPORTS.COM /// ALL-TIME SERIES HISTORY

OPPONENT	W	L	T	Last	Strk
Akron	5	3	0	2024	L-1
Allen	2	0	0	1971	W-2
Appalachian State	97	65	1	2025	L-1
Arizona State	0	1	0	1994	L-1
Armstrong State	2	2	0	1970	L-2
Atlantic Christian	0	2	0	1969	L-2
Auburn	6	19	0	2004	L-8
Augusta	1	2	0	1991	L-1
Austin Peay	2	1	0	1983	W-1
Ball State	3	4	0	2020	W-1
Barton	0	2	0	1969	L-2
Baptist College	0	3	0	1976	L-3
Binghamton	2	0	0	2002	W-2
Bowling Green	3	0	0	2009	W-3
Brigham Young	0	4	0	2009	L-4
Brown	1	1	0	2005	W-1
Bryant	0	2	0	2020	L-2
Buffalo	0	1	0	2014	L-1
Butler	1	1	0	2006	W-1
Campbell	24	21	0	1989	W-1
Canisius	0	3	0	2018	L-3
Carson-Newman	16	7	0	1990	W-5
Catawba	1	2	0	1969	L-1
Central Florida	0	6	0	2000	L-6
Charleston (W.Va.)	0	1	0	1992	L-1
Charleston Southern	9	6	1	2006	W-1
Chattanooga	4	6	0	1982	L-2
Chicago State	4	0	0	2020	W-4
Cincinnati	1	3	0	2022	W-1
The Citadel	104	71	0	2025	L-2
Clemson	16	65	0	2018	L-9
Coastal Carolina	2	7	0	2017	W-1
College of Charleston	18	40	0	2023	L-3
Columbia	3	0	0	2007	W-3
Connecticut	2	1	0	2007	W-1
Creighton	1	0	0	2008	W-1
Davidson	91	27	0	2023	L-1
Delaware	1	0	0	2001	W-1
Duke	4	1	0	2012	W-1
East Carolina	2	21	0	2019	L-7
East Tennessee State	70	49	0	2025	L-6
Eastern Illinois	2	1	0	2025	L-1
Eastern Kentucky	31	13	0	2023	W-4
Elon	22	27	0	2021	L-3
Emory & Henry	2	0	0	1970	W-2
Erskine	12	8	0	1982	W-3
Fairfield	2	0	0	2012	W-2
Florida	3	9	0	1990	L-2
Florida International	2	3	0	1984	L-1
Florida State	1	7	0	2024	L-7
Francis Marion	2	3	0	1982	W-1
Fordham	3	0	0	2012	W-3
Furman	98	55	0	2019	L-1
Gardner-Webb	22	14	1	2025	W-4
George Mason	4	2	1	2015	W-1
Georgia	19	38	0	2016	L-2
Georgia Southern	51	56	0	2025	L-5
Georgia State	8	16	0	2025	L-1
Georgia Tech	16	29	0	2025	L-10
Grand Canyon	1	1	0	1993	L-1
Greensboro College	1	0	0	1994	W-1
Guilford	1	0	0	1969	W-1
Hartford	4	1	0	2008	L-1
Harvard	3	0	0	2024	W-3
High Point	28	7	1	2011	W-9
Hofstra	2	1	0	2013	W-2
Holy Cross	3	1	0	2015	W-1
Houston	1	2	0	2022	L-1
Illinois	3	1	0	2020	W-3
Illinois State	0	3	0	2022	L-3
Indiana	1	2	0	2016	L-1
Indiana State	1	2	0	2019	W-1
Iona	6	0	0	2024	W-6
Jacksonville	2	3	0	2012	W-1
Jacksonville State	2	1	0	1997	W-1
James Madison	1	0	0	2005	W-1

OPPONENT	W	L	T	Last	Strk
Kansas	3	0	0	2023	W-3
Kansas State	3	0	0	2016	W-3
Kennesaw State	11	10	0	2022	L-1
Kent State	6	7	0	2018	W-1
Kentucky	1	1	0	2018	L-1
LaSalle	3	1	0	2014	W-3
Lehigh	1	1	0	1973	L-1
LeMoyn	1	0	0	2003	W-1
Lenoir-Rhyne	6	0	0	1995	W-6
Liberty	6	2	0	2015	L-2
Lincoln Memorial	2	0	0	1994	W-2
Longwood	1	1	0	2013	W-1
Louisiana-Monroe	1	2	0	2016	L-1
Louisiana State	0	1	0	1993	L-1
Louisville	0	3	0	2018	L-3
Maine	1	4	0	1991	L-2
Manhattan	2	1	0	2011	W-2
Marist	1	0	0	1997	W-1
Mars Hill	8	3	0	1976	L-1
Marshall	40	17	0	2019	L-3
Maryland	2	2	0	2025	W-1
Maryville	1	0	0	1971	W-1
Mercer	20	18	0	2025	W-1
Miami (Fla.)	1	4	0	1994	L-3
Miami (Ohio)	5	2	0	2013	L-2
Michigan State	3	6	0	2025	W-2
Middle Tennessee State	1	3	0	2022	L-3
Milligan	5	0	0	1996	W-5
Mississippi State	2	4	0	2014	L-2
Missouri	0	1	0	2017	L-1
Montreat	2	0	0	1996	W-2
Morehead State	6	1	0	2018	W-5
Morris Harvey	0	1	0	1972	L-1
Nebraska	3	1	0	2017	L-1
Newberry	6	0	0	1990	W-6
New Mexico	1	0	0	2005	W-1
New York Tech	2	1	0	2010	W-2
Niagara	6	0	0	2022	W-6
North Carolina	2	15	0	2023	L-11
North Carolina A&T	9	0	0	2017	W-9
UNC Asheville	59	25	0	2025	W-6
UNC Charlotte	12	8	0	2024	L-1
UNC Greensboro	41	49	0	2025	W-1
UNC Wilmington	13	13	0	2021	L-2
North Carolina State	9	25	0	2017	W-2
North Florida	0	1	0	2014	L-1
Northwestern	3	1	0	2020	L-1
Notre Dame	1	0	0	2019	W-1
Oakland	3	0	0	2019	W-3
Ohio	3	0	0	1983	W-3
Ohio State	7	5	0	2019	W-3
Oklahoma State	2	2	0	2003	W-2
Old Dominion	4	7	0	1997	L-1
Oregon State	0	3	0	2023	L-3
Pembroke State	4	3	0	1981	W-1
Penn State	1	0	0	2015	W-1
Pepperdine	0	1	0	2007	L-1
Pfeiffer	1	1	0	1969	W-1
Piedmont	5	1	0	1992	W-5
Presbyterian	11	4	0	2025	W-5
Princeton	3	0	0	2006	W-3
Providence	0	1	0	1990	L-1
Purdue	3	2	0	2015	L-1
Radford	7	1	0	2023	W-7
Rice	0	3	0	2008	L-3
Richmond	1	1	0	2016	L-1
Rider	5	2	0	2025	L-1
Saint Joseph's	0	1	0	2020	L-1
Salem (W.Va.)	12	4	0	1980	W-7
Salem College	1	0	0	1977	W-1
Samford	25	33	0	2025	L-1
San Diego	0	1	0	2009	L-1
San Diego State	0	3	0	2011	L-3
Savannah State	2	0	0	2017	W-2
Slippery Rock	8	0	0	1984	W-8
South Carolina	6	25	1	2008	L-5

OPPONENT	W	L	T	Last	Strk
South Carolina State	7	1	0	1974	W-3
USC Aiken	3	7	0	1994	W-1
USC Spartanburg / Upstate	10	7	0	2025	L-1
Southern California (USC)	2	1	0	2009	W-1
South Florida	4	4	0	2006	L-2
SIU-Edwardsville	3	0	0	2010	W-3
Stanford	1	0	0	1992	W-1
Stetson	4	2	0	2006	W-4
St. Bonaventure	2	0	0	1998	W-2
St. John's	7	5	0	2021	W-4
Stony Brook	1	2	0	2022	L-1
Tennessee	5	27	0	2024	L-10
Tennessee-Martin	2	1	0	2022	W-2
Tennessee Tech	15	4	0	2015	W-3
Texas A&M	0	1	0	1988	L-1
Toledo	0	4	0	1973	L-4
Towson	4	0	0	2021	W-4
Troy State	3	1	0	1995	L-1
Utah	0	1	0	2019	L-1
Valdosta State	0	1	0	1970	L-1
Valparaiso	0	2	0	2015	L-2
Vanderbilt	0	2	0	2008	L-2
Virginia	1	0	0	2002	W-1
Virginia Commonwealth	2	4	0	2024	L-3
Virginia Military Institute	74	28	0	2025	W-1
Virginia Tech	6	10	1	2016	W-1
Voorhees	2	0	0	1972	W-2
Wagner	3	0	0	2004	W-3
Wake Forest	5	11	0	2024	L-6
Washington State	4	1	0	2014	W-2
West Liberty State	1	0	0	1981	W-1
West Virginia	1	2	0	2010	W-1
West Virginia State	11	0	0	1980	W-11
Western Kentucky	2	0	0	1990	W-2
Western Maryland	1	1	0	1974	L-1
Western Michigan	1	0	0	2024	W-1
William & Mary	4	0	0	1998	W-4
Winthrop	14	3	0	2014	W-2
Wright State	32	10	0	2019	L-1
Wofford	83	34	1	2025	W-2
Xavier	4	5	0	2023	L-3
Yale	0	1	0	1973	L-1

WCU SERIES HISTORY	IN	NCAA	REGIONALS		
Arizona State	0	1	0	1994	L-1
Auburn	0	1	0	1997	L-1
Clemson	0	2	0	2016	L-2
East Carolina	1	1	0	2007	W-1
Florida State	1	2	0	1992	L-2
Georgia Tech	0	1	0	1986	L-1
Indiana State	0	1	0	1989	L-1
Jacksonville	1	0	0	2007	W-1
Kent State	1	1	0	1993	L-1
La Salle	0	1	0	1985	L-1
Le Moyn	1	0	0	2003	W-1
Louisiana State	0	1	0	1993	L-1
Marist	1	0	0	1997	W-1
Miami (FL)	1	1	0	1993	W-1
Mississippi State	1	2	0	1989	L-2
Nebraska	1	0	0	2016	W-1
North Carolina	0	1	0	2007	L-1
North Carolina State	0	1	0	2003	L-1
Oklahoma State	0	2	0	1987	L-2
Old Dominion	1	0	0	1985	W-1
Purdue	1	0	0	1987	W-1
South Carolina	0	1	0	1985	L-1
South Florida	0	1	0	1997	L-1
St. Johns	1	0	0	1985	W-1
Stanford	1	0	0	1992	W-1
Tennessee	0	1	0	1994	L-1
Texas A&M	0	1	0	1988	L-1
Virginia Commonwealth	1	1	0	2003	W-1

**CATAMOUNTSPORTS.COM /// CATAMOUNT BASEBALL – ALL-TIME SERIES HISTORY BY OPPONENT**

<b>AKRON</b>			<b>5-3</b>
Date	Site	Result	
03/04/11	N	W, 9-8	
02/17/23	H	L, 12-14	
02/18/23	H	W, 6-1 (7)	
02/18/23	H	W, 11-6	
02/19/23	H	L, 2-3	
04/05/24	N	W, 7-3	
04/06/24	N	W, 10-5	
04/07/24	N	L, 8-15	

<b>ALLEN</b>			<b>2-0</b>
Date	Site	Result	
1971	H	W, 4-2	
1971	H	W, 9-0	

<b>APPALACHIAN STATE</b>			<b>97-65-1</b>
Date	Site	Result	
1955	H	W, 9-4	
1955	H	W, 4-0	
1955	A	L, 1-2	
1955	A	W, 7-2	
1956	A	W, 13-3	
1956	A	W, 3-2	
1957	H	L, 2-7	
1957	H	L, 4-18	
1958	H	L, 3-10	
1959	H	L, 3-10	
1960	A	W, 12-6	
1960	A	L, 5-14	
1961	H	L, 9-11	
1961	H	L, 4-13	
1962	A	W, 9-2	
1962	H	L, 5-8	
1963	H	L, 4-5	
1964	A	W, 4-3	
1965	H	W, 9-2	
1965	H	W, 6-4	
1966	A	W, 8-1	
1966	A	W, 4-2	
1967	H	W, 7-6	
1967	H	L, 4-7	
1969	H	L, 3-4	
1969	H	L, 1-3	
1970	H	W, 10-9	
1970	A	L, 6-7	
1971	H	L, 3-4	
1971	A	L, 1-6	
1971	N	L, 5-6	
1971	N	L, 1-4	
1972	H	W, 10-3	
1972	A	W, 3-2	
1973	A	W, 5-1	
1973	H	W, 9-4	
04/30/74	H	L, 3-8	
05/08/74	H	L, 2-8	
04/28/75	A	L, 8-9	
04/25/76	A	W, 6-5	
05/06/76	N	W, 4-3 (10)	
1977	H	W, 4-3	
04/27/77	A	W, 4-3	
04/24/78	A	W, 12-10	
04/17/78	H	W, 9-5	
04/04/79	H	L, 7-11	
04/02/80	H	L, 4-9	
04/16/81	A	W, 2-1	
04/16/81	A	W, 2-0	
04/05/82	H	W, 2-0	
04/07/82	H	W, 6-5	
04/11/83	A	W, 9-6 (12)	
04/11/83	A	W, 4-0	
04/28/84	N	L, 5-9	
03/20/85	H	L, 6-12	
03/20/85	H	W, 7-5	
04/26/85	A	W, 3-2	
03/18/86	A	L, 2-5	

03/18/86	A	L, 2-8	
04/26/86	H	W, 18-17	
04/26/86	H	W, 11-8	
03/17/87	H	W, 9-4	
03/17/87	H	L, 0-7	
04/25/87	N	W, 8-7	
03/23/88	A	L, 2-3	
03/23/88	A	W, 9-2	
04/29/88	N	W, 18-8	
04/22/89	H	W, 11-10	
04/22/89	H	L, 5-16	
04/23/89	H	W, 5-3	
05/02/89	N	W, 7-2	
04/13/90	A	L, 2-11	
04/13/90	A	W, 6-1	
04/14/90	A	L, 0-3	
04/28/90	N	W, 5-4	
04/06/91	H	L, 3-13	
04/06/91	H	W, 4-1	
04/07/91	H	W, 15-9	
04/28/91	N	W, 4-0	
03/28/92	A	W, 4-1	
03/28/92	A	W, 10-6	
03/29/92	A	W, 8-2	
04/24/93	A	L, 3-7	
04/24/93	A	W, 13-5 (8)	
04/25/93	A	W, 8-5	
04/23/94	H	W, 6-2	
04/23/94	H	L, 2-13	
04/24/94	H	L, 4-6	
04/14/95	A	L, 4-6	
04/14/95	A	W, 8-7	
04/15/95	A	W, 17-10	
04/27/95	N	W, 9-6	
04/06/96	H	L, 10-18	
04/06/96	H	L, 12-15	
04/07/96	H	W, 8-5	
03/29/97	A	W, 18-4	
03/29/97	A	W, 26-6	
03/30/97	A	W, 8-2	
04/25/98	A	W, 15-7	
04/25/98	A	W, 9-8	
04/26/98	A	W, 14-3	
04/17/99	H	W, 11-4	
04/17/99	H	L, 5-6 (7)	
04/18/99	H	W, 5-4	
03/18/00	A	L, 2-5	
03/18/00	A	W, 12-6 (10)	
03/19/00	A	L, 12-13	
03/31/01	H	W, 7-3	
03/31/01	H	W, 18-7	
04/01/01	H	L, 11-13 (10)	
03/23/02	A	W, 26-10 (8)	
03/23/02	A	W, 17-3 (7)	
03/24/02	A	W, 6-3	
05/11/03	H	L, 7-12	
05/11/03	H	W, 10-5	
05/12/03	H	W, 10-8	
05/22/04	A	W, 10-8	
05/22/04	A	L, 4-5	
05/23/04	A	L, 11-18	
03/11/05	H	W, 9-4	
03/12/05	H	W, 14-6	
03/13/05	H	W, 10-9	
03/31/06	A	W, 11-0	
04/01/06	A	L, 3-4	
04/02/06	A	W, 15-4	
05/04/07	H	W, 6-0	
05/05/07	H	W, 13-7	
05/06/07	H	L, 3-6	
04/18/08	A	L, 2-6	
04/20/08	A	L, 8-12	
04/20/08	A	W, 5-4 (10)	
05/22/08	N	L, 5-10	
03/06/09	H	W, 4-0	
03/07/09	H	W, 14-11	

03/08/09	H	W, 4-3	
03/19/10	A	L, 7-11	
03/20/10	A	W, 10-7	
03/21/10	A	T, 4-4	
05/29/10	N	L, 2-3	
05/29/10	N	W, 7-6	
05/07/11	A	L, 5-10	
05/08/11	A	L, 9-10	
05/09/11	A	W, 13-7	
05/17/12	H	W, 8-6	
05/18/12	H	L, 4-5	
05/19/12	H	W, 9-7	
05/16/13	A	W, 23-5	
05/17/13	A	W, 9-1	
05/18/13	A	L, 8-9	
05/24/13	N	L, 4-15	
05/2/14	H	W, 10-9	
05/3/14	H	W, 20-10	
05/4/14	H	W, 7-4	
04/21/15	H	W, 18-15	
04/22/15	A	L, 3-12	
03/4/17	N	L, 3-7	
02/27/18	H	L, 3-13	
04/18/18	A	L, 2-4	
04/30/19	A	L, 3-6	
03/04/20	H	L, 0-2	
04/16/24	H	W, 10-5	
04/01/25	H	W, 14-10	
04/09/25	A	L, 7-6	

<b>ARIZONA STATE</b>			<b>0-1</b>
Date	Site	Result	
05/27/94	N	L, 6-8	

<b>ARMSTRONG STATE</b>			<b>2-2</b>
Date	Site	Result	
1969	A	W, 7-0	
1970	A	W, 5-4	
1970	A	L, 5-7	
1972	A	L, 1-6	

<b>ATLANTIC CHRISTIAN</b>			<b>0-2</b>
Date	Site	Result	
1969	H	L, 2-6	
1969	H	L, 4-6	

<b>AUBURN</b>			<b>6-19</b>
Date	Site	Result	
02/12/88	A	L, 0-3	
02/13/88	A	L, 3-7	
02/14/88	A	W, 4-1	
02/14/88	A	L, 0-1	
02/10/89	A	L, 2-15	
02/11/89	A	W, 3-2	
02/11/89	A	L, 3-8	
02/12/89	A	L, 2-15	
05/20/89	A	L, 6-16	
05/20/89	A	L, 3-5	
02/10/90	A	W, 9-3	
02/10/90	A	W, 4-2	
02/11/90	A	L, 6-9	
02/11/90	A	W, 13-9 (8)	
02/08/91	A	L, 16-17	
02/09/91	A	L, 2-9	
02/09/91	A	W, 4-3	
02/10/91	A	L, 6-13	
05/22/97	N	L, 3-11	
02/02/01	A	L, 1-14	
02/03/01	A	L, 2-4	
02/04/01	A	L, 4-5	
02/13/04	A	L, 4-5	
02/14/04	A	L, 1-4	
02/15/04	A	L, 0-6	

<b>AUGUSTA</b>			<b>1-2</b>
Date	Site	Result	
1971	A	L, 3-4	
03/26/91	H	W, 7-6	
03/27/91	H	L, 6-8	

<b>AUSTIN PEAY STATE</b>			<b>2-1</b>
Date	Site	Result	
03/11/83	H	W, 16-15	
03/11/83	H	L, 2-3	
03/12/83	H	W, 14-7	

<b>BALL STATE</b>			<b>2-4</b>
Date	Site	Result	
05/12/17	A	W, 10-2	
05/13/17	A	W, 7-4	
05/14/17	A	L, 6-13	
03/9/18	H	L, 4-7 (7)	
03/9/18	H	L, 8-20 (7)	
03/10/18	H	L, 8-9	
02/28/20	N	W, 6-3	

<b>BAPTIST COLLEGE</b>			<b>0-3</b>
Date	Site	Result	
03/18/74	A	L, 2-5	
04/13/76	H	L, 8-19	
04/14/76	H	L, 2-7	

<b>BINGHAMTON</b>			<b>2-0</b>
Date	Site	Result	
03/27/02	H	W, 17-4 (7)	
03/28/02	H	W, 10-7	

<b>BOWLING GREEN</b>			<b>3-0</b>
Date	Site	Result	
02/20/09	H	W, 16-8	
02/21/09	H	W, 4-1	
02/22/09	H	W, 14-5	

<b>BRIGHAM YOUNG</b>			<b>0-4</b>
Date	Site	Result	
05/12/93	A	L, 5-12	
04/02/09	H	L, 1-0	
04/03/09	H	L, 11-15	
04/04/09	H	L, 12-18	

<b>BROWN</b>			<b>1-1</b>
Date	Site	Result	
03/30/05	H	L, 6-10	
03/31/05	H	W, 18-9 (7)	

<b>BRYANT</b>			<b>0-2</b>
Date	Site	Result	
03/10/20	H	L, 3-7	
03/11/20	H	L, 5-11	

<b>BUFFALO</b>			<b>0-1</b>
Date	Site	Result	
03/08/14	N	L, 4-5	

<b>BUTLER</b>			<b>1-1</b>
Date	Site	Result	
02/19/06	H	L, 3-5 (10)	
02/19/06	H	W, 4-2 (7)	

<b>CAMPBELL</b>			<b>24-21</b>
Date	Site	Result	
03/14/79	A	L, 3-7	
03/15/79	A	W, 12-5	
03/12/80	A	W, 4-2	
04/05/80	H	W, 12-5	
04/05/80	H	W, 4-3 (9)	
03/20/81	A	L, 6-7	
03/20/81	A	W, 9-8	
04/25/81	H	W, 12-7	
04/25/81	H	W, 11-7	

**CATAMOUNTSPORTS.COM /// CATAMOUNT BASEBALL – ALL-TIME SERIES HISTORY BY OPPONENT**

1982	A	L, 2-3
1982	A	L, 1-11
04/24/82	H	W, 6-3
04/24/82	H	W, 14-2
03/14/83	A	L, 8-13
03/15/83	A	W, 9-3
04/04/83	H	W, 6-3
04/04/83	H	W, 8-5
1984	A	L, 1-9
1984	A	L, 2-3
1984	H	L, 5-13
1984	H	W, 6-5
03/12/85	A	L, 4-12
03/13/85	A	L, 4-7
03/13/85	A	L, 5-8
03/14/85	A	W, 27-14
03/26/85	H	W, 12-5
03/26/85	H	L, 2-6
03/10/86	A	W, 9-1
03/11/86	A	W, 11-8
03/11/86	A	L, 4-7
03/12/86	A	W, 4-2
04/15/86	H	L, 11-13
04/15/86	H	L, 7-16
03/03/87	H	W, 9-7
03/03/87	H	W, 5-3
03/09/87	A	W, 7-4
03/10/87	A	L, 8-11
03/11/87	A	L, 2-7
03/02/88	H	W, 15-5
03/03/88	H	L, 2-6
03/07/88	A	W, 7-2
03/08/88	A	L, 1-9
03/09/88	A	L, 9-10
04/13/89	H	L, 0-4
04/13/89	H	L, 0-4

<b>CANISIUS</b>			<b>0-3</b>
Date	Site	Result	
02/23/18	H	L, 4-15	
02/23/18	H	L, 0-9 (7)	
02/24/18	H	L, 11-12 (13)	

<b>CARSON-NEWMAN</b>			<b>16-7</b>
Date	Site	Result	
03/11/78	A	L, 12-19	
03/11/78	A	W, 9-0	
04/09/79	A	W, 15-10	
04/09/79	A	L, 4-5	
03/31/80	H	W, 11-9	
04/04/81	A	L, 6-7	
03/27/82	A	W, 17-13	
04/14/82	H	W, 16-8	
1984	A	W, 13-5	
1984	H	L, 10-11	
04/18/85	A	W, 15-13	
04/24/85	H	W, 16-13	
04/02/86	A	L, 15-19	
04/23/86	H	W, 9-7	
04/01/87	A	L, 3-8	
04/22/87	H	W, 11-4	
04/26/88	A	W, 17-10	
03/01/89	H	L, 1-3	
03/01/89	H	W, 8-1	
04/18/89	A	W, 10-4	
04/25/89	H	W, 15-0	
04/03/90	A	W, 8-6	
04/20/90	H	W, 13-2	

<b>CATAWBA</b>			<b>1-2</b>
Date	Site	Result	
1969	A	L, 6-8	
1969	A	W, 4-2	
1969	N	L, 1-2	

<b>CENTRAL FLORIDA</b>			<b>0-6</b>
Date	Site	Result	
02/02/96	A	L, 4-5	
02/03/96	A	L, 8-11	
02/04/96	A	L, 2-12	
02/11/00	A	L, 2-7	
02/12/00	A	L, 0-21	
02/13/00	A	L, 7-13	

<b>CHARLESTON SOUTHERN</b>			<b>9-6-1</b>
Date	Site	Result	
03/24/94	H	W, 10-2	
04/18/95	H	L, 4-7	
04/19/95	H	W, 5-1	
02/27/96	A	L, 3-6	
02/28/96	A	T, 5-5	
03/03/98	A	W, 16-9	
03/04/98	H	W, 8-2	
03/04/98	H	W, 4-1	
04/14/98	H	W, 12-4	
04/15/98	H	W, 14-0	
05/13/05	H	L, 8-13	
05/14/05	H	W, 6-5	
03/03/06	A	L, 11-15	
03/04/06	A	L, 4-7	
03/05/06	A	W, 11-1	

<b>CHATTANOOGA</b>			<b>4-6</b>
Date	Site	Result	
04/22/78	A	L, 2-3	
04/22/78	A	W, 11-3	
04/07/79	H	W, 7-6	
04/07/79	H	L, 6-10	
04/20/81	H	W, 4-1	
04/20/81	H	W, 8-4	
1982	A	L, 1-7	
1982	A	L, 5-9	

<b>CHICAGO STATE</b>			<b>4-0</b>
Date	Site	Result	
02/14/20	H	14-4	
02/15/20	H	10-5	
02/15/20	H	2-1	
02/16/20	H	7-2	

<b>CINCINNATI</b>			<b>1-3</b>
Date	Site	Result	
02/24/13	N	L, 6-7 (10)	
05/17/16	A	L, 1-3	
05/10/17	A	L, 4-9	
03/13/22	N	W, 8-6	

<b>THE CITADEL</b>			<b>102-69</b>
Date	Site	Result	
03/27/71	A	W, 5-4	
03/19/74	A	L, 1-4	
04/07/77	H	L, 1-2	
04/07/77	H	W, 13-10	
04/15/78	A	W, 5-2	
04/15/78	A	L, 0-5	
03/26/79	H	W, 3-0	
03/26/79	H	L, 6-7	
04/26/80	A	W, 5-4	
04/26/80	A	L, 6-7	
04/06/81	H	L, 7-8	
04/06/81	H	L, 0-5	
04/10/82	A	L, 0-4	
04/10/82	A	W, 3-1	
05/01/83	H	L, 7-8	
05/01/83	H	W, 2-1	
03/24/84	H	W, 2-1	
03/24/84	H	W, 7-4	
03/25/84	H	W, 8-3	
04/14/84	A	W, 5-3	
04/14/84	A	L, 3-4	
04/29/84	N	L, 0-8	
03/23/85	A	W, 7-3	

03/23/85	A	L, 1-8
03/24/85	A	W, 9-8
04/13/85	H	W, 5-3
04/13/85	H	W, 9-8
04/14/85	H	W, 10-3
03/22/86	H	W, 10-5
03/22/86	H	L, 6-7
03/23/86	H	W, 15-5
04/12/86	A	W, 18-3
04/12/86	A	W, 5-0
04/13/86	A	W, 12-4
03/21/87	A	W, 11-2
03/21/87	A	W, 3-1 (10)
03/22/87	A	W, 18-4
04/11/87	H	W, 7-6
04/11/87	H	W, 5-4
04/2/87	H	W, 14-5
03/26/88	H	W, 8-2
03/26/88	H	L, 2-9
03/26/88	H	W, 15-10
04/16/88	A	W, 9-8
04/16/88	A	L, 2-4
04/17/88	A	W, 5-4
04/30/88	N	W, 6-4
05/01/88	N	W, 22-6
03/18/89	H	W, 11-10
03/19/89	H	W, 10-6
03/19/89	H	L, 1-5
03/10/90	A	L, 0-12
03/10/90	A	L, 3-6
03/11/90	A	L, 3-10
04/29/90	N	L, 5-9
04/20/91	H	W, 10-4
04/20/91	H	L, 6-8
04/20/91	H	L, 5-9
04/28/91	N	W, 7-4
04/11/92	A	L, 1-2
04/11/92	A	L, 0-1
04/12/92	A	W, 8-7
04/24/92	A	W, 2-1
02/27/93	A	W, 12-2
02/27/93	A	W, 8-7
02/28/93	A	L, 5-7
04/30/93	A	W, 6-3
02/26/94	H	W, 7-1
02/26/94	H	W, 3-2
02/27/94	H	W, 3-2
05/01/94	A	L, 2-4
04/22/95	A	L, 2-4
04/22/95	A	L, 3-11
04/23/95	A	L, 4-8
04/13/96	H	L, 1-6
04/13/96	H	W, 5-2
04/14/96	H	L, 1-2
04/05/97	A	W, 5-4
04/05/97	A	W, 5-2
04/05/97	A	L, 5-6
04/26/97	N	W, 10-3
04/18/98	H	W, 9-6
04/18/98	H	L, 7-10
05/01/98	A	L, 0-5
04/02/99	A	L, 1-4
04/03/99	A	L, 1-5 (7)
04/03/99	A	L, 1-5
05/22/99	A	L, 3-6
03/10/00	H	L, 6-8
03/12/00	H	W, 10-5
03/12/00	H	L, 5-7 (7)
04/06/01	A	L, 0-7
04/07/01	A	W, 7-6
04/08/01	A	W, 12-6
04/05/02	H	L, 3-8
04/06/02	H	L, 0-7
04/07/02	H	W, 2-1
03/07/03	H	W, 8-7 (10)
03/08/03	H	L, 3-7

03/09/03	H	W, 8-5
03/19/04	A	L, 0-4
03/20/04	A	L, 3-6
03/21/04	A	L, 3-6
05/28/04	A	W, 5-2
05/29/04	A	L, 2-9
05/30/04	A	L, 1-8
03/25/05	H	W, 7-6
03/26/05	H	L, 7-8
03/26/05	H	W, 10-9
05/25/05	A	W, 6-1
04/21/06	A	L, 4-5
04/23/06	A	W, 8-5
04/24/06	A	L, 3-4
05/26/06	A	L, 2-4
03/30/07	H	W, 7-3
03/31/07	H	W, 12-5
04/01/07	H	W, 18-3
05/23/07	N	L, 2-7
05/09/08	A	W, 11-3
05/10/08	A	W, 5-2
05/10/08	A	W, 11-2
03/20/09	H	L, 3-10
03/21/09	H	W, 3-1
03/22/09	H	W, 10-9
03/12/10	A	L, 0-4
03/13/10	A	L, 5-7
03/14/10	A	L, 6-11
05/20/10	A	L, 3-10
5/19/11	H	W, 7-5
5/20/11	H	W, 6-0
5/21/11	H	W, 12-8
03/09/12	A	L, 2-4
03/10/12	A	W, 11-4
03/11/12	A	W, 6-5
03/29/13	H	W, 7-6
03/30/13	H	W, 5-4
03/30/13	H	L, 4-5
05/23/13	N	L, 11-12
04/20/14	H	W, 5-4
04/21/14	H	W, 8-2
03/27/15	H	W, 7-2
03/28/15	H	W, 12-5
03/29/15	H	W, 12-9
04/22/16	A	L, 1-2
04/23/16	A	W, 11-0
04/24/16	A	L, 4-6
03/31/17	H	W, 4-3
04/01/17	H	W, 6-0
04/02/17	H	W, 14-1
03/23/18	A	L, 1-5
03/24/18	A	W, 8-5
03/24/18	A	L, 3-9
05/22/18	N	W, 6-5
05/16/19	H	W, 4-3
05/17/19	H	L, 2-5
05/18/19	H	L, 1-3
05/21/19	N	W, 7-3
03/26/21	H	W, 12-8
03/26/21	H	W, 11-6
05/20/21	A	W, 2-1
05/21/21	A	W, 6-3 (11)
05/21/21	A	W, 21-0 (7)
04/22/22	A	W, 4-2
04/23/22	A	W, 8-1
04/24/22	A	L, 3-0
05/12/23	H	W, 7-6 (13)
05/13/23	H	L, 5-6
05/14/23	H	W, 17-9
03/28/24	A	W, 17-2 (8)
03/29/24	A	W, 5-3
03/30/24	A	W, 6-2
05/09/25	H	W, 11-4
05/10/25	H	W, 15-2 (7)
05/11/25	H	L, 9-7
05/23/25	N	L, 11-10

**CATAMOUNTSPORTS.COM /// CATAMOUNT BASEBALL – ALL-TIME SERIES HISTORY BY OPPONENT**

<b>CLEMSON</b>			<b>16-65</b>
Date	Site		Result
04/03/78	A		L, 3-12
03/08/79	A		L, 3-8
04/01/79	H		L, 3-13
02/28/80	A		L, 2-10
04/10/80	H		L, 8-14
03/06/81	A		L, 6-7 (10)
03/08/82	A		L, 0-5
03/30/82	H		W, 10-3
04/05/83	A		L, 3-8
04/29/83	H		W, 13-7
04/05/84	A		L, 3-5
04/12/84	H		W, 9-2
04/23/85	H		L, 2-9
04/04/86	H		L, 0-8
04/17/86	A		L, 7-13
02/25/87	A		L, 1-8
03/01/88	A		L, 4-8
04/04/88	A		L, 11-20
04/14/88	H		L, 4-12
02/28/89	A		L, 8-9
03/14/89	A		L, 6-7
04/06/89	H		L, 2-14
04/10/89	A		L, 4-12
02/28/90	A		L, 6-14
03/31/91	H		W, 9-7
04/03/91	A		L, 3-13
02/19/92	A		L, 0-6
04/13/93	H		L, 2-12
04/15/93	A		L, 1-8
02/12/94	A		L, 1-3
02/12/93	A		L, 1-4
02/13/94	A		L, 5-6 (13)
03/14/95	H		L, 2-5
03/29/95	A		L, 4-5
03/05/96	A		L, 2-4
03/28/96	H		L, 3-13
04/09/96	H		L, 4-10
03/25/97	H		W, 9-4
03/26/97	A		L, 9-14
03/17/98	A		L, 1-5
03/19/98	H		W, 10-7
04/06/99	H		W, 9-8 (10)
04/07/99	A		L, 11-16
05/04/99	A		L, 10-11
04/04/00	A		L, 7-11
04/26/00	N		L, 4-13
04/24/01	A		L, 2-8
04/16/02	A		L, 9-13
05/15/02	H		L, 4-12
03/25/03	H		W, 9-5
04/01/03	A		L, 3-5
04/21/04	A		L, 7-8
04/12/05	H		L, 4-7
04/19/05	A		L, 1-10
04/04/06	A		W, 8-6
04/11/06	H		L, 3-8
03/20/07	H		W, 6-3
03/28/07	A		L, 6-15
04/15/08	A		W, 6-2
04/22/08	H		L, 0-6
04/14/09	H		L, 1-11
04/15/09	A		L, 2-13
04/14/10	A		W, 7-5
04/05/11	A		L, 3-12
04/27/11	H		L, 4-6
03/14/12	H		W, 8-4
04/04/12	A		W, 13-8
04/09/13	H		L, 9-12
04/24/13	A		L, 1-12
03/04/14	H		W, 18-10
04/23/14	A		L, 3-11
03/24/15	H		L, 2-19
04/14/15	A		L, 2-14
03/30/16	H		L, 8-10

04/12/16	A		L, 6-7 (10)
06/03/16	A		L, 10-24
06/05/16	A		L, 3-5
02/22/17	A		L, 5-11
05/09/18	A		L, 8-10

<b>COASTAL CAROLINA</b>				<b>2-7</b>
Date	Site			Result
02/12/99	A			W, 5-2
02/13/99	A			L, 3-5
02/14/99	A			L, 9-11
02/24/01	A			L, 2-13
02/08/03	A			L, 3-8
02/09/03	A			L, 3-4
03/06/05	A			L, 3-4
03/02/08	A			L, 1-7
02/18/17	A			W, 5-4

<b>COLLEGE OF CHARLESTON</b>				<b>18-40</b>
Date	Site			Result
05/08/99	A			L, 7-8
05/08/99	A			L, 1-2 (7)
05/09/99	A			W, 15-6
05/22/99	N			W, 3-2
04/07/00	H			L, 7-11
04/08/00	H			L, 5-10
04/09/00	H			W, 15-6
03/09/01	A			L, 2-3
03/10/01	A			W, 7-3
03/11/01	A			L, 2-5
05/17/01	N			L, 7-9
04/12/02	A			L, 3-7
04/13/02	A			W, 8-7
04/14/02	A			W, 13-9
05/23/02	N			L, 0-3
05/16/03	A			W, 3-2
05/17/03	A			L, 2-3
05/18/03	A			L, 2-3
03/12/04	H			L, 3-19
03/13/04	H			L, 10-11
03/14/04	H			L, 0-7
05/26/04	N			W, 4-3
03/18/05	A			L, 1-2
03/19/05	A			L, 8-9
03/20/05	A			L, 5-17
05/27/05	N			L, 4-11
04/14/06	H			L, 1-17
04/15/06	H			L, 6-14
04/16/06	H			W, 5-4
05/25/06	N			L, 0-1
03/23/07	A			L, 6-7
03/24/07	A			L, 8-18
03/25/07	A			L, 7-8
05/16/08	H			L, 4-10
05/16/08	H			L, 9-20
05/17/08	H			W, 13-12
05/21/08	N			L, 4-5
03/13/09	A			L, 3-9
03/14/09	A			W, 8-2
03/15/09	A			L, 4-7
05/20/09	N			W, 12-4
03/26/10	H			L, 8-11
03/27/10	H			W, 4-3
03/28/10	H			W, 10-9
05/27/10	N			W, 7-6 (12)
04/01/11	A			L, 3-6
04/02/11	A			L, 8-15
04/03/11	A			L, 3-15
05/27/11	N			L, 2-4
04/27/12	H			L, 4-5
04/28/12	H			W, 7-6
04/29/12	H			L, 2-6
03/15/13	A			W, 5-4
03/16/13	A			L, 4-6
03/17/13	A			W, 10-6
04/21/23	A			L, 0-2

04/22/23	A		L, 2-9
04/23/23	A		L, 3-11

<b>COLUMBIA</b>			<b>3-0</b>
Date	Site		Result
03/16/07	H		W, 10-9
03/17/07	H		W, 17-11
03/18/07	H		W, 14-6

<b>CONNECTICUT</b>			<b>2-1</b>
Date	Site		Result
02/23/07	H		W, 16-5
02/24/07	H		L, 1-8
02/25/07	H		W, 16-5

<b>CREIGHTON</b>			<b>1-0</b>
Date	Site		Result
03/07/08	N		W, 11-8

<b>DAVIDSON</b>			<b>91-27</b>
Date	Site		Result
03/26/77	A		W, 9-5
03/26/77	A		W, 12-9
04/18/78	H		W, 7-1
04/18/78	H		W, 6-0
04/17/79	H		W, 4-0
04/17/79	H		L, 2-7
03/23/80	H		W, 8-5
0/23/80	H		W, 10-2
03/28/81	A		W, 1-0
03/28/81	A		W, 9-6
05/01/82	H		W, 5-1
05/01/82	H		W, 17-13
04/30/83	A		W, 10-4
04/30/83	A		W, 16-10
1984	A		W, 16-2
1984	A		W, 7-4
1984	A		W, 19-7
1984	H		W, 3-2
1984	H		L, 3-5
03/30/85	H		W, 11-10
03/30/85	H		L, 4-6
04/20/85	A		L, 2-3
04/20/85	A		L, 9-10
04/21/85	A		L, 1-4
1985	N		W, 13-2
03/28/86	A		L, 2-16
03/28/86	A		L, 3-7
03/29/86	A		L, 5-16
04/19/86	H		L, 0-10
04/19/86	H		W, 8-7
04/20/86	H		W, 8-5
03/28/87	H		L, 1-14
03/28/87	H		W, 5-2
03/29/87	H		W, 10-4
04/17/87	A		W, 14-10
04/17/87	A		W, 9-6
04/01/88	A		L, 7-11
04/01/88	A		W, 7-3
04/02/88	A		W, 12-8
04/23/88	H		W, 9-2
04/23/88	H		W, 8-3
04/24/88	H		W, 16-11
03/05/90	A		W, 6-4
03/06/90	A		W, 22-1
03/02/92	A		L, 7-11
03/13/92	H		W, 13-11
04/08/92	H		W, 15-5
03/06/93	H		W, 9-7
03/07/93	H		W, 10-5
03/07/93	H		W, 10-5
03/05/94	A		L, 7-8
03/05/94	A		W, 7-4
03/06/94	A		W, 9-7
04/28/94	N		L, 1-2
02/25/95	H		W, 7-0

02/25/95	H		W, 5-2
02/26/95	H		W, 5-2
04/20/96	A		W, 9-6
04/21/96	A		W, 7-5 (8)
04/21/96	A		W, 11-6
04/12/97	H		W, 11-1
04/12/97	H		W, 9-4
04/13/97	H		L, 9-11
03/21/98	A		W, 11-6
03/22/98	A		W, 12-2
03/22/98	A		W, 9-7
03/27/99	H		W, 9-3
03/28/99	H		L, 8-11 (7)
03/28/99	H		W, 15-7
04/29/00	A		L, 3-4
04/30/00	A		W, 15-4
04/30/00	A		L, 2-3
05/05/01	H		W, 8-7
05/05/01	H		W, 13-7
05/06/01	H		W, 7-0
04/20/02	A		L, 4-5
04/20/02	A		W, 4-0
04/21/02	A		W, 4-1 (10)
03/14/03	A		W, 11-0 (7)
03/15/03	A		W, 5-4
03/16/03	A		W, 9-0
05/21/03	N		W, 14-0
03/26/04	H		L, 4-5
03/27/04	H		W, 12-10
03/28/04	H		W, 3-2 (10)
04/01/05	A		L, 2-5
04/02/05	A		W, 13-11
04/04/05	A		W, 7-4
04/28/06	H		W, 6-0
04/29/06	H		L, 6-12
04/30/06	H		W, 5-3
04/05/07	A		W, 13-11
04/06/07	A		W, 10-4
04/07/07	A		W, 2-1
04/05/08	H		W, 22-7
04/05/08	H		W, 10-8
04/06/08	H		W, 8-4
05/20/08	N		W, 11-10 (12)
05/14/09	A		W, 10-8 (12)
05/15/09	A		W, 11-10
05/15/09	A		W, 6-3
05/20/10	H		W, 7-6
05/21/10	H		W, 7-5
05/22/10	H		W, 11-2
03/25/11	A		W, 2-1
03/27/11	A		W, 7-1
03/27/11	A		L, 0-3 (10)
03/31/12	H		W, 12-6
03/31/12	H		L, 5-7
04/01/12	H		W, 5-3
03/08/13	A		W, 9-4 (10)
03/09/13	A		L, 5-7
03/10/13	A		W, 5-2
05/15/14	H		W, 8-6
05/16/14	H		W, 10-2
05/16/14	H		W, 4-3
03/14/23	N		L, 5-6

<b>DELAWARE</b>			<b>1-0</b>
Date	Site		Result
02/25/01	N		W, 7-6

<b>DUKE</b>			<b>4-1</b>
Date	Site		Result
03/23/74	A		W, 3-2
03/23/74	A		W, 2-1
03/08/75	A		W, 3-0
03/08/75	A		L, 2-3
03/06/12	H		W, 12-4

**CATAMOUNTSPORTS.COM /// CATAMOUNT BASEBALL – ALL-TIME SERIES HISTORY BY OPPONENT**

<b>EAST CAROLINA</b>			<b>2-21</b>
Date	Site	Result	
03/15/76	A	L, 1-5	
1977	H	W, 8-4	
1977	H	L, 1-4	
03/07/90	A	L, 2-7	
03/08/90	A	L, 0-12	
03/02/91	H	L, 6-8	
02/09/97	N	L, 4-5	
02/09/01	A	L, 5-9	
02/10/01	A	L, 5-9	
02/11/01	A	L, 1-12	
02/14/03	A	L, 4-6	
02/14/03	A	L, 2-4	
02/15/03	A	L, 1-2	
03/04/07	A	L, 2-3	
06/01/07	N	L, 8-9	
06/03/07	N	W, 9-5	
03/07/10	A	L, 4-5	
02/26/12	A	L, 1-3	
03/03/17	A	L, 4-5	
02/16/18	A	L, 3-8	
02/17/18	A	L, 2-8	
02/18/18	A	L, 3-9	
03/03/19	A	L, 6-12	

<b>EAST TENNESSEE STATE</b>			<b>70-49</b>
Date	Site	Result	
04/16/74	H	W, 7-1	
04/10/75	H	W, 9-3	
04/24/75	A	W, 19-7	
04/27/76	H	L, 5-6	
04/27/76	H	W, 20-5	
03/31/77	H	W, 12-9	
04/17/78	A	L, 4-12	
04/19/79	A	L, 0-1	
04/01/80	H	L, 2-6	
04/28/80	H	L, 6-8	
04/01/81	H	W, 11-10	
04/01/81	H	L, 5-7	
1981	N	L, 4-9	
04/18/82	A	L, 2-16	
04/18/82	A	W, 2-1	
04/26/83	H	W, 5-3	
04/26/83	H	L, 8-12	
1984	A	W, 7-3	
1984	A	W, 5-2	
1984	H	L, 0-10	
1984	H	W, 6-4	
04/02/85	H	L, 8-9	
04/25/86	H	W, 11-2	
04/14/87	A	W, 10-8	
04/15/87	H	L, 5-6	
04/20/88	H	W, 10-5	
03/24/89	A	L, 3-5	
03/25/89	A	W, 16-4	
03/25/89	A	W, 10-0	
03/17/90	H	W, 12-1	
03/18/90	H	W, 5-0	
03/18/90	H	W, 11-4	
04/26/90	N	W, 6-1	
03/09/91	A	W, 5-1	
03/09/91	A	W, 8-4	
03/10/91	A	W, 7-5	
04/26/91	N	L, 4-7	
04/28/91	N	W, 9-4	
04/17/92	H	W, 5-3	
04/17/92	H	W, 3-0	
04/18/92	H	W, 6-3	
03/12/94	A	W, 10-8	
03/12/94	A	W, 2-1	
03/13/94	A	W, 13-6	
04/29/94	N	W, 4-0	
04/29/95	N	L, 1-6	
02/24/96	A	W, 5-1	
02/24/96	A	L, 1-5	

02/25/96	A	W, 7-4	
04/19/97	H	W, 9-8	
04/19/97	H	W, 11-10	
04/20/97	H	W, 8-6	
04/16/98	A	W, 9-8	
04/22/98	A	W, 10-9	
04/22/98	A	L, 4-10	
04/10/99	H	W, 18-3 (7)	
04/10/99	H	W, 11-10 (10)	
04/11/99	H	L, 9-12	
05/21/99	N	W, 7-5	
04/14/00	A	L, 6-12	
04/15/00	A	L, 2-3	
04/16/00	A	L, 4-5	
04/13/01	H	W, 9-8	
04/14/01	H	L, 5-9	
05/15/01	H	W, 8-7	
05/10/02	A	W, 16-3	
05/11/02	A	W, 7-6	
05/12/02	A	L, 10-16	
03/21/03	H	W, 20-1	
03/22/03	H	W, 13-12	
03/23/03	H	W, 9-5	
04/03/04	A	W, 8-4	
04/03/04	A	W, 8-4	
04/05/04	A	L, 3-4	
04/08/05	H	W, 13-3	
04/09/05	H	L, 3-4	
04/10/05	H	W, 9-8	
04/18/06	H	W, 7-1	
05/16/06	H	L, 8-16	
03/06/07	A	W, 7-4	
04/18/07	H	W, 7-3	
03/25/08	H	W, 12-11	
03/10/09	H	W, 11-5	
03/11/09	H	W, 6-5	
03/07/12	H	W, 7-3	
04/25/12	A	W, 6-1	
03/19/14	H	L, 9-12	
04/24/15	A	L, 2-3	
04/25/15	A	W, 4-3	
04/26/15	A	L, 7-10	
03/24/16	H	L, 8-14	
03/25/16	H	W, 12-11	
03/26/16	H	W, 15-9	
04/07/17	A	W, 5-4 (12)	
04/08/17	A	W, 9-6	
04/09/17	A	W, 11-6	
05/24/17	N	L, 6-8	
04/27/18	H	L, 4-11	
04/28/18	H	L, 12-14	
04/29/18	H	L, 8-11	
05/25/18	N	W, 11-8	
03/22/19	A	L, 9-10	
03/23/19	A	L, 4-5	
03/24/19	A	L, 3-10	
04/23/21	A	W, 3-0	
04/23/21	A	L, 1-7	
04/08/22	H	L, 5-3	
04/09/22	H	L, 13-11	
04/10/22	H	L, 20-10	
04/28/23	A	W, 12-10	
04/29/23	A	L, 13-14	
04/29/23	A	L, 1-8	
03/22/24	H	W, 8-4	
03/23/24	H	L, 3-12	
03/24/24	H	L, 9-8 (12)	
04/11/25	A	L, 9-2	
04/12/25	A	L, 3-1	
04/13/25	A	L, 11-0 (7)	
05/23/25	N	L, 16-13	

<b>EASTERN ILLINOIS</b>			<b>2-1</b>
Date	Site	Result	
03/14/25	H	W, 5-3	
03/14/25	H	W, 9-2	
03/15/25	H	L, 9-5	

<b>EASTERN KENTUCKY</b>			<b>31-13</b>
Date	Site	Result	
03/26/83	H	W, 9-8 (8)	
03/27/83	H	W, 10-9	
04/15/83	A	L, 5-8	
1984	H	L, 3-4	
1984	H	W, 3-2	
03/02/85	H	W, 7-6	
03/02/85	H	W, 10-6	
03/03/85	H	L, 3-9	
03/03/85	H	L, 0-2	
03/01/86	H	L, 4-6	
03/01/86	H	W, 5-3	
03/02/86	H	W, 12-5	
03/02/86	H	W, 10-8	
03/12/87	H	W, 8-4	
03/12/87	H	W, 17-2	
02/27/88	H	W, 11-1	
02/27/88	H	L, 3-7	
02/28/88	H	W, 12-0	
02/28/88	H	W, 14-2	
03/03/90	H	L, 6-9	
03/03/90	H	W, 25-7	
03/04/90	H	L, 7-8 (8)	
03/04/90	H	W, 10-3	
04/07/94	H	W, 13-4	
04/07/94	H	W, 5-2	
03/04/95	H	L, 5-8	
03/04/95	H	L, 4-10	
03/05/95	H	W, 5-4	
03/12/96	A	W, 4-3	
03/13/96	A	W, 11-8	
04/16/96	H	W, 14-10	
04/17/96	H	W, 12-11	
04/08/09	H	W, 24-23	
02/26/10	H	W, 11-4	
02/27/10	H	L, 9-12	
02/28/10	H	W, 5-4	
03/01/11	A	L, 8-12	
03/02/11	A	W, 5-0	
03/13/13	H	W, 11-7	
05/15/18	A	L, 5-10	
05/14/19	N	W, 9-6	
03/04/23	H	W, 9-5	
03/04/23	H	W, 10-3	
03/05/23	H	W, 7-5	

<b>ELON</b>			<b>22-27</b>
Date	Site	Result	
1969	A	W, 3-1	
1969	A	W, 4-2	
03/09/85	A	L, 2-7	
03/09/85	A	L, 1-2	
03/09/86	A	L, 0-5	
03/25/87	H	W, 5-2	
04/22/00	H	L, 4-10	
04/22/00	H	W, 3-1 (7)	
04/23/00	H	L, 9-11	
04/30/04	A	W, 12-3	
05/01/04	A	L, 8-11	
05/02/04	A	L, 4-9	
05/27/04	N	W, 7-6	
05/07/05	H	W, 7-2	
05/08/05	H	W, 9-4	
05/09/05	H	W, 12-10	
03/10/06	A	L, 10-13	
03/11/06	A	W, 6-1	
03/12/06	A	L, 3-16	
04/20/07	H	W, 4-2	
04/21/07	H	W, 4-3	

04/22/07	H	W, 5-4	
04/11/08	A	L, 1-16	
04/12/08	A	L, 2-3 (11)	
04/13/08	A	W, 6-3	
05/08/09	H	L, 11-13 (11)	
05/09/09	H	L, 6-27	
05/10/09	H	L, 2-7	
05/21/09	N	L, 7-15	
04/16/10	A	L, 0-3	
04/17/10	A	W, 14-8	
04/18/10	A	L, 10-12	
03/18/11	H	L, 5-6	
03/19/11	H	L, 4-5	
03/20/11	H	L, 6-9	
05/25/11	N	W, 10-7 (20)	
05/05/12	A	W, 6-5	
05/06/12	A	W, 11-9	
05/07/12	A	L, 4-11	
03/22/13	H	W, 7-5	
03/23/13	H	L, 7-8	
03/24/13	H	L, 1-2	
03/21/14	A	L, 1-5	
03/22/14	A	W, 6-5	
03/23/14	A	W, 9-7	
03/15/19	H	W, 5-2	
03/16/19	H	L, 11-12 (10)	
03/17/19	H	L, 2-6	
04/28/21	A	L, 3-4	

<b>EMORY AND HENRY</b>			<b>2-0</b>
Date	Site	Result	
1970	H	W, 10-8	
1970	A	W, 16-2	

<b>ERSKINE</b>			<b>12-8</b>
Date	Site	Result	
1969	A	L, 0-9	
1969	H	L, 4-12	
1970	H	L, 6-8	
1970	H	L, 5-8	
1971	A	L, 2-9	
1971	H	W, 8-4	
1972	A	L, 0-4	
1972	H	L, 2-5	
1972	N	W, 6-2	
1973	A	W, 6-1	
1973	H	W, 8-7	
03/18/74	A	L, 2-3	
05/02/74	H	W, 8-0	
04/09/75	A	W, 4-2	
04/18/75	H	W, 7-0	
04/29/77	H	W, 4-3	
04/12/78	A	W, 11-2	
03/27/79	H	L, 9-10	
04/29/80	A	W, 10-5	
04/27/81	H	W, 11-7	
03/22/82	A	W, 14-6	

<b>FAIRFIELD</b>			<b>2-0</b>
Date	Site	Result	
03/20/76	H	W, 7-4	
03/18/12	N	W, 10-3	

<b>FLORIDA</b>			<b>3-9</b>
Date	Site	Result	
02/07/87	A	L, 7-9	
02/07/87	A	W, 12-3	
02/08/87	A	L, 12-13	
02/06/88	A	W, 3-1	
02/06/88	A	L, 6-9	
02/07/88	A	L, 2-7	
02/04/89	A	L, 3-5	
02/04/89	A	L, 9-14	
02/05/89	A	L, 1-18	
02/03/90	A	W, 2-1	
02/03/90	A	L, 2-18	
02/04/90	A	L, 1-13	

**CATAMOUNTSPORTS.COM /// CATAMOUNT BASEBALL – ALL-TIME SERIES HISTORY BY OPPONENT**

<b>FLORIDA INTERNATIONAL</b> <b>2-3</b>		
Date	Site	Result
1984	A	L, 2-7
1984	A	W, 7-0
1984	A	L, 0-7
1984	A	W, 4-1
1984	H	L, 9-19

<b>FLORIDA STATE</b> <b>1-7</b>		
Date	Site	Result
05/21/92	A	W, 1-0
05/24/92	A	L, 3-4
05/24/92	A	L, 3-18
02/26/02	A	L, 3-13
02/27/02	A	L, 0-3
02/23/24	A	L, 9-16
02/24/24	A	L, 4-8
02/25/24	A	L, 7-20

<b>FRANCIS MARION</b> <b>2-3</b>		
Date	Site	Result
03/29/78	A	L, 9-12
03/13/79	A	L, 7-17
03/14/80	A	W, 14-10
03/14/82	A	L, 6-9
03/14/82	A	W, 10-8

<b>FORDHAM</b> <b>3-0</b>		
Date	Site	Result
02/17/12	H	W, 9-8
02/17/12	H	W, 6-1
02/18/12	H	W, 12-9

<b>FURMAN</b> <b>98-55</b>		
Date	Site	Result
03/23/68	A	L, 5-7
03/30/70	H	L, 3-4
03/24/71	A	W, 4-2
04/11/71	H	L, 1-2
04/24/72	H	L, 5-6
04/26/73	A	W, 4-3
05/07/73	H	L, 4-13
04/30/75	A	W, 13-7
03/29/76	H	W, 12-2
04/15/76	A	L, 2-7
04/09/77	H	W, 7-6
04/09/77	H	W, 12-4
03/18/78	A	L, 10-11
03/31/79	A	W, 4-1
04/10/79	H	W, 4-3
03/25/80	A	W, 6-4
04/08/80	H	W, 7-5
03/23/81	H	W, 7-4
03/23/81	H	W, 10-8
04/20/82	A	W, 7-4
04/21/82	A	W, 9-2
04/09/83	H	W, 7-2
04/09/83	H	W, 4-3
03/16/84	A	W, 10-8
03/17/84	A	W, 12-2
03/17/84	A	W, 11-1
04/07/84	H	L, 3-5
04/07/84	H	L, 5-6
04/08/84	H	W, 6-1
03/16/85	H	W, 5-3
03/16/85	H	W, 8-1
03/17/85	H	L, 9-10
04/05/85	A	W, 9-7
04/05/85	A	W, 4-2
04/06/85	A	W, 12-6
03/14/86	A	W, 11-7
03/14/86	A	W, 10-3
04/05/86	H	W, 2-1
04/05/86	H	W, 7-1
04/06/86	H	W, 15-4
03/14/87	H	L, 2-6

03/14/87	H	W, 6-4
03/15/87	H	W, 5-2
04/04/87	A	L, 7-10
04/04/87	A	W, 10-1
03/19/88	A	W, 8-5
03/19/88	A	W, 9-0
04/09/88	H	W, 6-4
04/09/88	H	W, 4-2
04/10/88	H	W, 6-4
03/11/89	A	L, 2-3
03/11/89	A	W, 4-3
03/12/89	A	W, 10-0
04/21/90	H	L, 6-7
04/21/90	H	W, 5-2
04/22/90	H	W, 15-3
04/28/91	N	L, 9-11
04/04/92	H	W, 14-7
04/04/92	H	W, 8-3
04/05/92	H	L, 7-8
03/20/93	H	W, 23-7
03/20/93	H	W, 9-2
03/21/93	H	W, 13-6
03/19/94	A	W, 6-5
03/19/94	A	W, 5-3
03/20/94	A	W, 7-0
03/11/95	H	W, 10-9
03/11/95	H	L, 3-4
03/12/95	H	W, 12-8
03/02/96	A	W, 12-6
03/03/96	A	L, 2-12
03/03/96	A	W, 11-6
04/26/96	N	L, 4-7
02/22/97	H	W, 10-6
02/22/97	H	W, 12-3
02/23/97	H	W, 10-4
04/25/97	N	W, 7-1
04/27/97	N	W, 10-9
04/01/98	H	W, 7-1
04/01/98	H	W, 6-5
04/02/98	H	W, 6-4
05/02/98	N	W, 2-1
05/01/99	A	W, 12-11
05/01/99	A	W, 13-3
05/02/99	A	W, 10-9
05/21/99	N	W, 11-4
03/25/00	H	L, 13-24
03/25/00	H	L, 5-8
03/26/00	H	L, 9-13
04/20/01	A	L, 8-11
04/21/01	A	L, 1-6
04/22/01	A	W, 7-5
03/29/02	H	W, 8-3
03/31/02	H	W, 7-6
03/31/02	H	W, 11-3
03/28/03	A	W, 3-2
03/29/03	A	W, 6-5
03/30/03	A	L, 2-4
05/22/03	N	W, 6-0
04/09/04	H	W, 9-6
04/10/04	H	W, 10-4
04/11/04	H	W, 8-6
04/15/05	A	L, 2-14
04/16/05	A	L, 0-12
04/17/05	A	L, 2-8
05/19/06	H	L, 4-5
05/20/06	H	W, 7-5
05/20/06	H	L, 6-10
05/24/06	N	W, 14-1
04/27/07	A	L, 3-5
04/28/07	A	W, 12-4
04/29/07	A	W, 8-5
04/25/08	H	L, 2-4
04/26/08	H	L, 4-19
04/27/08	H	L, 5-6
04/24/09	A	W, 5-1
04/25/09	A	L, 10-11 (15)

04/26/09	A	W, 6-4
05/22/09	N	L, 6-7
05/08/10	H	W, 7-6
05/09/10	H	W, 8-7
05/10/10	H	W, 18-4
05/13/11	A	W, 14-13 (16)
05/14/11	A	L, 8-9
05/15/11	A	L, 7-14
04/13/12	H	W, 3-0
04/14/12	H	W, 9-2
04/15/12	H	W, 11-5
05/24/12	N	L, 8-9
04/05/13	A	L, 2-9
04/06/13	A	W, 8-5
04/07/13	A	W, 9-3 (12)
04/11/14	H	W, 5-4
04/12/14	H	L, 6-9
04/13/14	H	L, 1-9
05/21/14	N	L, 2-3
04/17/15	H	W, 14-4
04/18/15	H	L, 3-5
04/18/15	H	L, 3-8
05/21/15	N	L, 4-12
05/06/16	A	L, 4-11
05/07/16	A	L, 8-9
05/08/16	A	W, 10-4
04/13/17	H	L, 5-6
04/14/17	H	L, 7-8 (10)
04/15/17	H	L, 2-5
05/04/18	A	L, 4-13
05/05/18	A	W, 2-1
05/06/18	A	W, 5-2
04/18/19	H	L, 4-9
04/20/19	H	L, 3-4
04/20/19	H	W, 5-1
05/23/19	N	L, 7-9

<b>GARDNER-WEBB</b> <b>22-14-1</b>		
Date	Site	Result
1970	H	L, 4-5
04/06/78	A	W, 9-6
04/27/78	H	W, 27-6
03/11/03	A	W, 8-3
04/16/03	H	L, 7-11
03/16/04	A	W, 11-2
05/19/04	H	W, 4-3
05/17/05	H	L, 7-12
03/22/06	H	W, 8-4
04/26/06	A	L, 5-10
04/01/08	A	W, 13-6
04/30/08	H	W, 8-0
02/19/10	H	W, 14-9
02/20/10	N	W, 6-5
02/21/10	N	W, 6-3
03/23/11	H	T, 8-8 (9)
04/17/12	A	L, 4-6
03/27/13	A	W, 5-2
04/17/13	H	W, 9-6
03/16/16	H	W, 16-14
04/27/16	A	L, 0-4
03/22/17	H	L, 13-15
04/19/17	A	L, 5-7
03/20/19	H	L, 4-5
04/10/19	N	W, 4-3
04/07/21	A	W, 12-2
04/06/22	H	W, 14-2
04/19/22	H	W, 11-3
05/17/22	A	L, 10-9 (10)
03/01/23	A	L, 4-14
04/25/23	H	L, 7-14
04/02/24	A	W, 6-4
05/07/24	H	L, 6-9
03/11/25	A	L, 11-4
04/04/25	H	W, 9-5
04/05/25	H	W, 12-1 (8)
04/29/25	H	W, 19-7 (7)

<b>GEORGE MASON</b> <b>4-2-1</b>		
Date	Site	Result
03/07/76	H	W, 7-4
1977	H	W, 13-7
1977	H	L, 12-14
03/15/78	H	W, 14-13
03/16/78	H	T, 16-16
03/01/08	N	L, 6-12
02/22/15	N	W, 14-5

<b>GEORGIA</b> <b>19-38</b>		
Date	Site	Result
1970	A	L, 3-5
1971	A	W, 11-7
1972	A	L, 2-4
1972	A	L, 2-7
04/22/75	A	L, 0-5
05/03/75	H	W, 6-5
04/04/76	H	L, 3-7
04/06/76	A	L, 1-10
04/28/77	H	W, 22-15
04/04/78	A	L, 5-14
03/01/81	A	W, 9-6
1982	A	L, 7-10
04/23/82	H	W, 14-13
02/27/83	A	L, 1-19
03/30/83	H	L, 8-14
1984	A	W, 11-4
02/27/85	A	L, 11-12
02/26/86	A	L, 7-10
04/07/87	A	L, 8-11
04/08/87	A	W, 11-9
03/29/88	A	L, 2-3
03/30/88	A	L, 2-6
02/25/89	A	L, 0-1
02/25/89	A	W, 8-5
04/05/89	A	L, 2-10
04/05/89	A	L, 5-10
02/27/90	A	L, 6-14
04/17/90	A	L, 11-12
04/18/90	A	L, 3-15
03/11/92	A	W, 13-11 (14)
03/26/92	H	W, 8-4
03/09/93	A	L, 4-5
03/10/93	A	L, 9-11
03/08/94	A	W, 10-1
02/20/96	A	L, 0-3
02/21/96	A	W, 7-5
02/18/97	A	L, 6-9
02/19/97	A	W, 3-1
03/24/98	A	L, 5-8
02/23/99	A	L, 0-6
02/24/99	A	L, 11-15
02/24/00	H	L, 3-23
05/01/01	A	L, 2-7
04/23/02	A	L, 11-18
05/11/05	A	W, 2-1
03/15/06	A	L, 0-11
04/25/06	A	W, 7-5
03/14/07	A	W, 3-1
04/25/07	H	L, 7-12
03/18/08	A	L, 3-8
04/28/10	A	L, 10-13
02/29/12	A	W, 5-3
03/05/13	A	W, 12-7
03/09/14	A	L, 2-6
05/11/16	A	L, 0-6

<b>GEORGIA SOUTHERN</b> <b>51-56</b>		
Date	Site	Result
1970	A	L, 2-3
1970	A	L, 3-5
1971	A	L, 1-2
1971	A	W, 6-1
04/02/72	A	L, 1-6
04/03/72	A	W, 7-5

**CATAMOUNTSPORTS.COM /// CATAMOUNT BASEBALL – ALL-TIME SERIES HISTORY BY OPPONENT**

03/24/73	A	L, 5-8
03/29/74	A	L, 2-10
03/30/74	A	L, 0-14
03/30/74	A	L, 0-13
1975	A	L, 0-8
1975	A	L, 8-11
02/14/85	A	L, 0-5
02/15/85	A	L, 7-11
02/16/85	A	W, 10-9
02/17/85	A	L, 3-4
02/13/86	A	L, 6-11
02/14/86	A	W, 4-3
02/15/86	A	W, 8-7
02/16/85	A	W, 6-5
03/12/87	A	L, 5-6
03/12/87	A	W, 14-12
02/14/87	A	L, 0-10
02/15/87	A	W, 8-7
03/22/92	H	W, 3-0
03/23/92	H	W, 3-1
03/23/92	H	W, 18-6
04/25/92	N	W, 17-10
04/26/92	N	L, 12-14
04/26/92	N	W, 4-3
03/27/93	A	W, 1-0
03/27/93	A	W, 6-1
03/28/93	A	L, 0-2
05/02/93	N	W, 6-5 (10)
03/26/94	H	W, 5-2
03/26/94	H	W, 10-2
03/18/95	A	L, 2-9
03/18/95	A	W, 6-2
03/19/95	A	L, 2-9
04/28/95	N	L, 4-10
03/09/96	H	L, 10-17
03/09/96	H	W, 3-2
03/10/96	H	W, 9-8
03/01/97	A	L, 13-15
03/01/97	A	W, 7-6
03/02/97	A	W, 18-6
03/14/98	A	W, 10-6
03/14/98	A	W, 12-2
03/15/98	A	L, 3-4
04/30/98	N	W, 6-5
05/15/99	H	L, 10-12 (11)
05/15/99	H	L, 10-11 (7)
05/16/99	H	W, 12-11
05/19/99	H	L, 5-8
05/06/00	A	L, 7-8
05/06/00	A	L, 5-6
05/07/00	A	L, 5-6
03/23/01	H	W, 13-12
03/24/01	H	L, 3-17
03/25/01	H	W, 13-8
04/26/02	A	L, 2-4
04/27/02	A	W, 6-3
04/28/02	A	W, 14-11
04/04/03	H	W, 7-5
04/05/03	H	W, 16-1
04/06/03	H	W, 12-2
05/24/03	N	W, 1-0
05/25/03	N	L, 4-8 (11)
05/25/03	N	W, 6-5
04/22/05	H	L, 5-17
04/23/05	H	W, 11-6
04/24/05	H	L, 5-6
05/26/05	N	L, 2-7
04/07/06	A	L, 0-17
04/09/06	A	L, 1-7
04/09/07	A	W, 4-2
05/26/06	N	W, 13-3
05/17/07	H	W, 4-1
05/18/07	H	W, 8-3
05/19/07	H	L, 2-5
05/24/07	N	L, 5-6
03/21/08	A	L, 10-19

03/22/08	A	L, 12-13
03/23/08	A	L, 12-15
04/11/09	H	L, 2-9
04/11/09	H	W, 5-2
04/12/09	H	L, 5-10
04/23/10	A	L, 4-11
04/24/10	A	W, 11-3
04/25/10	A	W, 14-11
05/26/10	N	W, 11-4
04/15/11	H	W, 12-4
04/16/11	H	L, 7-8
04/17/11	H	L, 13-16
05/26/11	N	L, 1-12
05/11/12	A	W, 4-0
05/12/12	A	L, 4-16
05/13/12	A	L, 1-2
04/19/13	H	W, 9-3
04/20/13	H	W, 9-8
04/21/13	H	W, 7-4
05/09/14	A	W, 5-4
05/10/14	A	L, 0-1
05/11/14	A	L, 2-3
02/14/25	A	L, 10-2
02/15/25	A	L, 5-0
02/16/25	A	L, 11-5

**GEORGIA STATE 8-16**

Date	Site	Result
03/27/80	A	L, 3-7
05/03/80	H	L, 2-3
1982	H	W, 26-8
03/28/00	H	L, 9-13
03/29/00	H	L, 8-21
04/10/01	A	L, 3-4
04/11/01	A	W, 13-7
03/20/02	A	L, 5-9 (10)
04/22/03	H	W, 21-10
04/23/03	H	W, 9-7 (10)
03/30/04	A	W, 10-9 (13)
03/31/04	A	L, 10-11
04/16/04	A	L, 5-6
04/17/04	A	L, 5-6
04/18/04	A	L, 0-3
03/09/05	H	W, 3-1
03/09/05	H	W, 12-7
02/26/20	H	L, 9-10 (10)
03/02/24	H	L, 3-5
03/02/24	H	L, 7-14
03/03/24	H	L, 5-13
03/07/25	A	L, 12-7
03/08/25	A	W, 16-12
03/09/25	A	L, 8-4

**GEORGIA TECH 16-29**

Date	Site	Result
1971	A	L, 2-4
1973	A	L, 3-5
04/27/74	A	W, 10-5
04/24/74	A	L, 6-10
04/26/75	A	W, 7-5
04/10/76	A	L, 0-14
04/11/76	A	L, 0-9
04/30/77	A	W, 14-5
03/03/79	A	W, 3-1
03/07/81	A	W, 5-4
03/08/81	A	W, 8-2
02/25/83	A	L, 5-14
02/26/83	A	L, 9-16
04/08/86	A	W, 4-3
04/09/86	A	L, 11-13
05/24/86	N	L, 7-8
03/12/91	A	W, 10-5
03/13/91	A	W, 14-2
03/10/92	A	L, 10-11
03/22/93	A	L, 1-4
03/23/93	A	L, 1-4

02/22/95	A	W, 10-9
03/07/95	A	L, 0-6
03/08/95	A	W, 13-7
03/11/97	A	W, 13-7
03/12/97	A	L, 0-14
03/23/99	A	L, 0-2
04/10/02	A	L, 1-2
03/09/04	A	L, 3-4
03/10/04	A	W, 9-5
03/29/05	A	W, 8-5
03/28/06	A	L, 5-19
02/27/07	A	W, 12-1
04/21/09	A	L, 7-6
04/22/09	H	W, 10-9
03/11/14	A	L, 5-7
03/04/16	A	L, 4-5
03/05/16	A	L, 3-14
03/06/16	A	L, 3-4
05/03/19	A	L, 4-25
05/04/19	A	L, 3-16
05/05/19	A	L, 1-14
05/02/25	A	L, 13-5
05/03/25	A	L, 4-2
05/04/25	A	L, 13-0 (7)

**GRAND CANYON 1-1**

Date	Site	Result
05/10/93	N	W, 10-8
05/11/93	N	L, 22-25

**GREENSBORO COLLEGE 1-0**

Date	Site	Result
04/26/94	H	W, 6-5

**GUILFORD 1-0**

Date	Site	Result
1969	H	W, 6-2

**HARTFORD 4-1**

Date	Site	Result
03/21/06	H	W, 24-12
03/21/06	H	W, 11-0
03/16/08	H	W, 32-3
03/16/08	H	W, 5-3
03/17/08	H	L, 7-8

**HARVARD 3-0**

Date	Site	Result
03/16/24	H	W, 4-2
03/16/24	H	W, 19-12
03/17/24	H	W, 8-5

**HIGH POINT 28-7-1**

Date	Site	Result
1969	A	L, 2-5
1969	A	L, 0-20
1969	N	L, 1-5
03/14/81	A	W, 14-5
03/15/81	A	L, 6-9
04/04/82	H	W, 12-4
04/04/82	H	W, 14-12
03/16/83	A	W, 11-4
1984	A	W, 9-1
1984	A	W, 4-2
1984	A	W, 16-3
03/10/85	A	W, 7-1
03/10/85	A	L, 1-2
03/10/85	A	L, 7-8
03/07/86	H	W, 24-2
03/08/86	H	W, 8-1
03/08/86	H	L, 7-9
03/06/87	A	W, 12-7
03/07/87	A	W, 6-2
03/07/87	A	L, 2-13
03/08/87	A	W, 10-3
03/04/88	A	W, 8-6

03/05/88	A	W, 15-9
03/06/88	A	W, 16-3
03/04/91	A	W, 10-1
03/05/91	A	W, 17-6
03/10/99	H	W, 15-8
03/10/99	H	W, 10-4
03/31/99	A	T, 8-8
02/12/03	H	W, 11-1
04/24/07	A	W, 15-8
05/15/07	H	W, 4-0
03/17/09	H	W, 14-4
05/13/09	A	W, 10-5
03/31/10	H	W, 17-11
05/12/10	A	W, 6-5
03/29/11	H	W, 11-0
04/26/11	A	W, 6-2

**HOFSTRA 2-1**

Date	Site	Result
03/02/13	H	L, 2-5
03/03/13	H	W, 7-6
03/03/13	H	W, 6-2

**HOLY CROSS 3-1**

Date	Site	Result
03/06/15	H	W, 7-5
03/07/15	H	W, 22-11
03/07/15	H	L, 3-9
03/08/15	H	W, 3-1

**HOUSTON 1-2**

Date	Site	Result
03/25/22	A	L, 13-3
03/26/22	A	W, 6-3
03/27/22	A	L, 6-1

**ILLINOIS 3-1**

Date	Site	Result
03/27/86	H	L, 14-15
02/26/05	N	W, 14-13
03/06/10	N	W, 4-2
02/21/20	N	W, 9-2

**ILLINOIS STATE 0-3**

Date	Site	Result
02/25/22	H	L, 5-2
02/26/22	H	14-8
02/27/22	H	L, 9-5

**INDIANA 1-2**

Date	Site	Result
03/11/16	A	L, 2-3
03/12/16	A	W, 4-1
03/12/16	A	L, 1-9

**INDIANA STATE 1-2**

Date	Site	Result
05/26/89	N	L, 3-10
02/26/19	H	L, 4-8
02/27/19	H	W, 10-9

**IONA 6-0**

Date	Site	Result
03/02/12	H	W, 2-0
03/03/12	H	W, 22-2
03/04/12	H	W, 8-4
02/16/24	H	W, 8-5
02/17/24	H	W, 16-3
02/18/24	H	W, 8-4

**JACKSONVILLE 2-3**

Date	Site	Result
03/01/93	A	L, 0-9
03/02/93	A	L, 1-18
06/02/07	N	W, 7-0
03/16/12	A	L, 2-5
03/17/12	A	W, 2-1

**CATAMOUNTSPORTS.COM /// CATAMOUNT BASEBALL – ALL-TIME SERIES HISTORY BY OPPONENT**

<b>JACKSONVILLE STATE 2-1</b>		
Date	Site	Result
02/01/97	A	W, 7-6
02/01/97	A	L, 1-10
02/02/97	A	W, 10-9

<b>JAMES MADISON 1-0</b>		
Date	Site	Result
03/05/05	N	W, 4-3

<b>KANSAS 3-0</b>		
Date	Site	Result
03/01/20	N	W, 5-3
03/11/22	N	W, 6-3
03/10/23	N	W, 5-3

<b>KANSAS STATE 3-0</b>		
Date	Site	Result
03/18/16	A	W, 7-5
03/19/16	A	W, 6-2
03/20/16	A	W, 10-2

<b>KENNESAW STATE 11-10</b>		
Date	Site	Result
05/12/06	H	W, 6-3
05/13/06	H	W, 5-4
05/14/06	H	W, 9-7
02/16/07	A	W, 9-6
02/17/07	A	W, 10-6
02/18/07	A	L, 3-5
04/07/09	A	L, 10-12
03/15/11	A	W, 5-1
05/11/11	H	L, 2-6
03/27/12	H	L, 9-11
03/28/12	A	W, 7-6 (10)
04/23/13	H	W, 2-0
03/12/14	A	L, 3-4 (12)
05/13/14	H	W, 8-6
03/18/15	H	W, 5-4
03/31/15	A	L, 2-9
03/16/17	H	L, 3-12
05/08/17	A	L, 1-7
02/22/20	N	L, 0-12
03/10/21	H	W, 12-11
05/11/22	A	L, 8-5

<b>KENT STATE 6-7</b>		
Date	Site	Result
05/22/92	N	W, 14-1
05/29/93	N	L, 5-8
03/26/96	H	L, 4-9
04/08/98	A	W, 6-5
02/23/01	N	W, 9-5
03/04/05	N	W, 4-1
05/19/16	A	L, 4-5
05/20/16	A	L, 1-3
03/17/17	H	W, 10-2
03/18/17	H	L, 10-16
03/19/17	H	L, 1-2
03/16/18	H	L, 4-7
03/17/18	H	L, 4-6 (10)
03/18/18	H	W, 9-2

<b>KENTUCKY 1-1</b>		
Date	Site	Result
04/08/98	A	W, 6-5
04/11/18	H	L, 5-7

<b>LA SALLE 3-1</b>		
Date	Site	Result
05/24/85	N	L, 12-13
02/28/14	H	W, 6-4
03/01/14	H	W, 7-6
03/02/14	H	W, 20-10

<b>LEHIGH 1-1</b>		
Date	Site	Result
1970	N	W, 6-3
1973	A	L, 0-14

<b>LE MOYNE 1-0</b>		
Date	Site	Result
05/31/03	N	W, 9-5

<b>LENOIR-RHYNE 6-0</b>		
Date	Site	Result
1969	H	W, 5-4
1969	H	W, 7-0
03/22/79	H	W, 8-4
04/16/80	A	W, 6-1
04/16/80	A	W, 11-8
03/22/95	H	W, 13-11

<b>LIBERTY 6-2</b>		
Date	Site	Result
03/11/88	H	W, 11-10
03/12/88	H	W, 13-2
03/12.88	H	W, 7-4
03/01/03	H	W, 9-6
03/01/03	H	W, 9-8
03/02/03	H	W, 4-3
03/13/15	A	L, 1-5
03/14/15	A	L, 2-4

<b>LINCOLN MEMORIAL 2-0</b>		
Date	Site	Result
04/27/93	H	W, 14-7
04/13/94	H	W, 7-5

<b>LONGWOOD 1-1</b>		
Date	Site	Result
02/26/13	H	L, 1-4
02/27/13	H	W, 8-5

<b>LOUISIANA-MONROE 1-2</b>		
Date	Site	Result
02/26/16	H	L, 6-11
02/27/16	H	W, 15-7
02/28/16	H	L, 10-16

<b>LOUISIANA STATE 0-1</b>		
Date	Site	Result
05/27/93	A	L, 2-7

<b>LOUISVILLE 0-3</b>		
Date	Site	Result
03/02/18	A	L, 4-16
03/03/18	A	L, 7-8
03/04/18	A	L, 2-3

<b>MAINE 1-4</b>		
Date	Site	Result
05/10/91	A	L, 4-6
05/11/91	A	L, 1-3
05/11/91	A	W, 14-7
05/12/91	A	L, 11-14
05/13/91	A	L, 13-14

<b>MANHATTAN 2-1</b>		
Date	Site	Result
02/25/11	H	L, 6-11
02/26/11	H	W, 7-3
02/27/11	H	W, 9-8

<b>MARIST 1-0</b>		
Date	Site	Result
05/23/97	N	W, 8-3

<b>MARS HILL 8-3</b>		
Date	Site	Result
1969	H	W, 10-4
1969	A	L, 2-7

1970	A	W, 10-0
1970	H	W, 9-1
1971	H	W, 1-0
1971	H	W, 16-2
1972	A	W, 10-0
1972	A	L, 3-5
04/17/74	H	W, 12-0
05/07/74	A	W, 4-3
04/27/76	H	L, 6-8

<b>MARSHALL 40-17</b>		
Date	Site	Result
04/23/77	A	W, 1-0
04/23/77	A	W, 3-2
04/08/78	H	L, 3-6
04/08/78	H	L, 3-6
04/21/79	A	L, 1-3
04/21/79	A	L, 2-15
04/19/80	H	W, 4-3
04/19/80	H	L, 1-4
04/11/81	A	L, 0-1
04/11/81	H	W, 9-2
1981	N	L, 3-5
03/28/82	H	W, 6-5
03/28/82	H	W, 3-0
04/16/83	A	L, 5-8
04/16/83	A	L, 3-5
1985	N	L, 2-5
1985	N	W, 12-6
1985	N	W, 13-12
05/02/89	N	W, 4-2
03/31/90	H	W, 10-7
03/31/90	H	L, 5-6
04/01/90	H	W, 17-13
04/27/90	N	L, 1-3
04/28/90	N	W, 11-3
03/23/91	A	W, 7-3
03/23/91	A	W, 17-0
03/14/92	H	W, 6-4
03/14/92	H	W, 3-1
03/15/92	H	W, 29-1
04/03/93	H	L, 3-6
04/03/93	H	W, 15-3
04/04/93	H	W, 13-4
04/29/93	N	W, 7-6
04/02/94	A	W, 7-4
04/02/94	A	W, 5-4 (8)
04/03/94	A	W, 8-5
04/30/94	N	W, 8-2
03/25/95	H	L, 9-10
03/25/95	H	W, 3-1
03/26/95	H	W, 20-6
04/29/95	N	W, 10-3
03/16/96	A	W, 10-6
03/16/96	A	W, 4-3
03/17/96	A	W, 7-1
03/08/97	H	W, 15-4
03/08/97	H	W, 10-2
03/09/97	H	L, 3-4
03/10/97	H	W, 20-10
02/22/08	H	L, 9-14
02/23/08	H	W, 11-5
02/24/08	H	W, 12-8
03/02/08	N	W, 9-7
02/24/17	H	W, 8-0
02/25/17	H	W, 20-15
02/26/17	H	L, 6-10
03/06/18	A	L, 8-12
04/03/19	A	L, 9-10

<b>MARYLAND 2-2</b>		
Date	Site	Result
02/25/12	N	L, 0-3
02/21/25	H	W, 8-7
02/22/25	H	L, 35-12
02/23/25	H	W, 11-9 (10)

<b>MARYVILLE 1-0</b>		
Date	Site	Result
1971	H	W, 10-6

<b>MERCER 20-18</b>		
Date	Site	Result
03/07/07	H	L, 10-13
04/23/08	A	W, 8-7
04/10/15	A	L, 8-11
04/11/15	A	W, 3-0
04/12/15	A	L, 3-5
04/29/16	H	W, 9-7
04/30/16	H	L, 8-9 (10)
05/01/16	H	L, 2-9
05/28/16	N	L, 8-9
05/29/16	N	W, 4-2
05/29/16	N	W, 3-2
05/18/17	A	W, 8-2
05/19/17	A	W, 3-2
04/20/18	H	W, 8-4
04/21/18	H	L, 1-4
04/22/18	H	L, 0-12 (8)
05/24/18	N	L, 0-15 (7)
05/26/18	N	L, 2-10
04/12/19	A	W, 4-3
04/13/19	A	W, 11-7
04/13/19	A	L, 2-6
05/07/21	H	L, 9-11
05/07/21	H	L, 7-8 (11)
05/08/21	H	L, 1-14
05/06/22	H	W, 9-2
05/07/22	H	W, 15-5
05/08/22	H	W, 10-9
03/31/23	A	L, 1-2
04/01/23	A	W, 9-4
04/02/23	A	W, 15-14
05/10/24	H	W, 12-3
05/11/24	H	10-3
05/12/24	H	W, 14-13
05/24/24	N	L, 5-8
03/28/25	A	L, 6-5
03/29/25	A	W, 7-3
03/29/25	A	L, 13-3 (7)
05/22/25	N	W, 10-3

<b>MIAMI (FLA.) 1-4</b>		
Date	Site	Result
05/23/86	A	L, 8-10
05/28/93	N	W, 10-5
05/13/94	A	L, 2-7
05/14/94	A	L, 2-8
05/15/94	A	L, 4-5

<b>MIAMI (OHIO) 5-2</b>		
Date	Site	Result
03/22/97	H	W, 12-6
03/22/97	H	W, 3-0
03/23/97	H	W, 11-8
03/06/04	H	W, 12-11
03/06/04	H	W, 14-12
03/07/04	H	L, 8-12
02/23/13	N	L, 2-3

<b>MICHIGAN STATE 3-6</b>		
Date	Site	Result
03/06/08	N	L, 3-5
02/22/13	N	L, 1-4
03/09/19	N	W, 6-4 (10)
02/29/20	N	L, 3-4
03/12/22	N	L, 5-2
03/10/23	N	L, 5-6
03/11/23	N	L, 2-7
03/09/24	N	W, 9-5
03/05/25	N	W, 10-7

**CATAMOUNTSPORTS.COM /// CATAMOUNT BASEBALL – ALL-TIME SERIES HISTORY BY OPPONENT**

<b>MIDDLE TENNESSEE 1-3</b>		
Date	Site	Result
04/15/89	H	W, 4-1
04/15/89	H	L, 2-3
04/16/89	H	L, 3-13
03/02/22	N	L, 10-5

<b>MILLIGAN 5-0</b>		
Date	Site	Result
04/04/90	H	W, 12-5
04/10/90	H	W, 18-0
04/15/91	A	W, 9-1
04/15/91	A	W, 7-5
03/22/96	H	W, 12-7

<b>MISSISSIPPI STATE 2-4</b>		
Date	Site	Result
05/23/87	N	W, 8-1
05/26/88	A	L, 4-7
05/25/89	N	L, 0-8
02/14/14	A	W, 3-2
02/15/14	A	L, 1-6
02/16/14	A	L, 2-7

<b>MISSOURI 0-1</b>		
Date	Site	Result
03/08/17	A	L, 6-7 (10)

<b>MONTREAT 2-0</b>		
Date	Site	Result
04/25/95	H	W, 9-5
04/23/96	H	W, 19-5

<b>MOREHEAD STATE 6-1</b>		
Date	Site	Result
03/14/96	A	W, 9-7
04/08/97	H	L, 3-9
04/09/97	H	W, 13-5
02/18/11	H	W, 9-2
02/19/11	H	W, 18-0
02/20/11	H	W, 9-6
02/20/18	H	W, 6-2

<b>MORRIS HARVEY 0-1</b>		
Date	Site	Result
1972	N	L, 3-4

<b>NEBRASKA 3-1</b>		
Date	Site	Result
06/04/16	N	W, 4-1
03/10/17	A	W, 5-2
03/11/17	A	W, 8-2
03/12/17	A	L, 0-10

<b>NEWBERRY 6-0</b>		
Date	Site	Result
1969	A	W, 13-2
1969	A	W, 2-0
1972	N	W, 4-1
1972	N	W, 4-1
04/07/90	H	W, 5-4
04/07/90	H	W, 17-2
04/08/90	H	W, 8-3

<b>NEW MEXICO 1-0</b>		
Date	Site	Result
02/27/05	N	W, 14-13 (12)

<b>NEW YORK TECH 2-1</b>		
Date	Site	Result
04/02/10	H	L, 3-4
04/03/10	H	W, 12-4
04/04/10	H	W, 11-8

<b>NIAGARA 6-0</b>		
Date	Site	Result
03/02/16	H	W, 17-4 (7)
03/03/16	H	W, 10-2 (7)
02/18/22	H	W, 22-3
02/18/22	H	W, 17-3
02/19/22	H	W, 18-6
02/20/22	H	W, 15-0

<b>NORTH CAROLINA 2-15</b>		
Date	Site	Result
1973	A	W, 5-1 (12)
03/24/74	A	L, 2-4
03/23/75	A	L, 0-4
03/17/76	A	L, 1-4
03/14/77	A	L, 1-3
03/14/77	A	W, 3-2
03/10/80	A	L, 1-12
03/10/80	A	L, 1-5
05/13/85	A	L, 0-11
05/14/85	A	L, 0-9
05/15/85	A	L, 4-7
03/07/00	A	L, 8-11
03/08/00	A	L, 1-4
06/04/07	A	L, 5-6
03/22/16	A	L, 2-10
04/25/18	A	L, 2-8
03/07/23	A	L, 4-8 (5)

<b>NORTH CAROLINA A&amp;T 9-0</b>		
Date	Site	Result
02/27/99	H	W, 9-8
02/28/99	H	W, 20-0 (5)
02/28/99	H	W, 13-2
04/24/01	H	W, 13-12 (10)
04/28/01	H	W, 18-4 (7)
04/29/01	H	W, 9-3
03/03/02	H	W, 16-3
03/03/02	H	W, 18-1
02/19/17	N	W, 16-7

<b>UNC ASHEVILLE 59-25</b>		
Date	Site	Result
03/08/85	H	L, 6-7
03/19/85	A	W, 17-6
03/19/85	A	W, 23-0
04/11/85	H	W, 13-3
03/05/86	H	W, 10-8
04/01/86	A	W, 17-13
04/22/86	H	W, 24-14
03/24/87	H	W, 17-10
04/19/88	H	W, 11-1
03/10/89	H	W, 12-6
03/29/89	A	L, 4-5 (13)
04/19/89	H	W, 15-6
03/21/90	H	W, 15-8
04/11/91	H	W, 6-0
04/11/91	H	W, 11-0
04/16/91	A	W, 14-7
03/31/92	A	L, 17-19
04/07/92	H	W, 14-13
02/24/93	A	L, 5-10
03/15/93	H	W, 11-4
04/01/93	H	W, 10-7
02/24/94	H	W, 18-1
03/01/95	H	W, 10-5
03/21/95	A	W, 15-0
03/27/96	A	W, 19-5
04/04/96	H	L, 10-18
03/20/97	H	W, 13-6
04/02/97	H	W, 14-3
04/16/97	A	W, 4-3 (11)
03/25/98	A	W, 5-3
04/21/98	A	L, 6-9
04/28/98	H	W, 9-7
04/14/99	A	W, 10-7

04/20/99	A	W, 9-6
04/27/99	H	L, 8-14
02/29/00	H	L, 1-9
03/15/00	H	L, 3-4 (10)
05/13/00	A	W, 7-4
05/14/00	A	W, 8-5
02/28/01	H	W, 19-10
03/07/01	H	W, 9-7
04/18/01	A	W, 16-1 (7)
05/02/01	A	W, 5-4
03/06/02	H	W, 6-5
04/02/02	H	W, 4-2
05/19/02	N	L, 2-3 (7)
05/19/02	N	W, 1-0 (7)
03/05/03	H	W, 6-5
03/18/03	A	L, 2-3 (11)
05/11/04	A	L, 5-12
05/12/04	H	W, 9-1
03/15/05	A	W, 8-5
03/23/05	H	W, 7-6
04/06/05	H	W, 8-3
02/28/06	H	W, 16-5
03/14/07	H	L, 6-7
04/10/07	N	W, 12-6
03/26/08	N	W, 12-10
04/02/08	H	W, 10-7
03/18/09	H	W, 9-2
04/01/09	N	W, 11-0
03/16/10	H	W, 10-3
03/16/11	H	L, 2-6
04/12/11	N	L, 4-7
03/21/12	N	L, 1-3 (12)
04/02/13	H	W, 13-9
04/03/13	N	L, 0-15
04/01/14	H	W, 4-1
04/09/14	A	W, 9-3
05/01/15	A	L, 6-20
05/02/15	H	L, 8-13
04/19/16	H	L, 0-8
03/29/17	N	L, 3-5
04/04/18	N	L, 4-8
03/06/19	A	W, 16-4
04/24/19	H	L, 8-11
02/23/21	H	L, 4-10
03/22/22	H	L, 5-1
04/11/23	A	W, 13-4
05/03/23	H	W, 19-7
02/27/24	H	W, 6-5
03/19/24	A	W, 14-5
03/25/25	H	W, 9-8
04/23/25	A	W, 14-13

<b>UNC CHARLOTTE 12-8</b>		
Date	Site	Result
03/08/80	A	W, 5-3
03/09/80	A	L, 5-8
04/30/82	H	W, 10-6
04/30/82	H	W, 5-1
02/22/85	A	W, 3-1 (12)
02/22/85	A	L, 4-6
02/21/86	A	L, 5-7
02/21/87	A	L, 0-5
02/21/87	A	L, 2-3
02/13/93	H	L, 9-11
02/14/93	H	W, 10-6
03/03/94	A	W, 14-5
03/04/94	A	W, 7-3
04/28/09	A	W, 8-6
02/23/10	A	W, 5-3
03/17/10	H	W, 5-4
03/05/21	A	L, 4-7
03/06/21	A	W, 5-2
03/07/21	A	W, 10-5
03/05/24	A	L, 2-5

<b>UNC GREENSBORO 41-49</b>		
Date	Site	Result
04/02/92	H	W, 18-7
04/16/93	A	L, 7-8
04/17/93	A	W, 11-2
04/18/93	A	W, 8-6
02/10/96	N	L, 3-6
04/04/98	A	W, 10-9
04/04/98	A	L, 0-1 (8)
04/05/98	A	L, 0-5
05/03/98	N	L, 2-4
03/13/99	H	W, 5-4
03/03/00	A	L, 1-6
03/04/00	A	L, 0-6
03/05/00	A	L, 7-10
03/16/01	H	W, 10-1
03/17/01	H	L, 5-22
03/18/01	H	W, 11-9
05/16/01	N	L, 5-7
03/06/02	A	W, 2-0
03/09/02	A	L, 11-13
03/10/02	A	L, 8-11
05/24/02	N	L, 4-6
04/12/03	A	L, 4-5
04/12/03	A	L, 1-6
04/16/03	A	L, 2-14
04/23/04	H	L, 7-9
04/24/04	H	L, 0-7
04/29/05	A	W, 3-1
04/30/05	A	W, 8-7
05/01/05	A	L, 5-6
05/05/06	H	W, 8-3
05/06/06	H	W, 5-2
05/07/06	H	L, 6-10
04/13/07	A	W, 5-2
04/14/07	A	W, 11-1
04/14/07	A	L, 4-9
03/28/08	H	W, 17-2
03/29/08	H	L, 3-7
03/30/08	H	W, 9-5
05/01/09	A	W, 10-3
05/02/09	A	W, 9-4
05/03/09	A	W, 9-4
04/30/10	H	W, 11-10
05/01/10	H	L, 3-5
05/02/10	H	L, 2-14
03/11/11	A	L, 4-5
03/12/11	A	L, 4-11
03/13/11	A	L, 6-9
03/24/12	H	W, 16-2
03/24/12	H	W, 6-5 (11)
03/25/12	H	L, 1-5
04/26/13	A	W, 7-3
04/27/13	A	W, 10-7
04/27/13	A	W, 15-5
04/04/14	A	W, 5-4
04/05/14	A	W, 13-12 (10)
04/06/14	A	W, 3-1
03/20/15	A	L, 2-17
03/21/15	A	W, 17-6
03/22/15	A	L, 4-7
05/13/16	H	W, 8-5
05/14/16	H	W, 19-8
05/15/16	H	L, 5-8
03/24/17	A	L, 4-5
03/25/17	A	W, 9-5
03/26/17	A	L, 2-8
04/07/18	H	L, 3-9
04/08/18	H	L, 2-3
04/08/18	H	L, 3-5
05/24/18	N	W, 10-2
05/26/18	N	W, 8-4
03/29/19	A	L, 5-7
03/30/19	A	W, 24-4
03/31/19	A	W, 2-1
04/30/21	A	L, 8-17

**CATAMOUNTSPORTS.COM /// CATAMOUNT BASEBALL – ALL-TIME SERIES HISTORY BY OPPONENT**

05/01/21	A	L, 4-6
05/01/21	A	W, 7-1
05/19/22	H	L, 8-2
05/20/22	H	L, 5-3
05/21/22	H	L, 16-13
05/27/22	N	L, 9-7
03/24/23	A	W, 10-4
03/25/23	A	L, 4-5 (12)
03/26/23	A	L, 8-11
05/24/23	N	L, 3-4
04/12/24	H	L, 11-15
04/13/24	H	L, 11-15
04/14/24	H	W, 7-6
05/15/25	A	W, 8-6
05/16/25	A	L, 1-0
05/17/25	A	W, 13-6

<b>NORTH CAROLINA STATE 9-25</b>		
Date	Site	Result
1984	A	W, 7-6
1984	A	L, 4-14
1984	A	L, 2-16
1984	A	W, 5-3
02/23/85	A	W, 4-2
02/23/85	A	W, 10-6
02/24/85	A	L, 3-13
02/24/85	A	L, 0-5
1986	A	L, 5-7
1986	A	L, 1-3
1986	A	W, 1-0
1986	A	L, 4-13
02/20/88	A	L, 1-7
02/20/87	A	W, 12-6
02/21/87	A	L, 4-6
02/21/87	A	L, 0-12
02/24/90	A	L, 1-5
02/24/90	A	W, 16-5
02/25/90	A	L, 1-2
02/25/90	A	L, 2-22
02/17/91	A	L, 3-8
02/17/91	A	L, 8-10
02/18/91	A	L, 5-6 (10)
03/30/91	H	L, 0-3
03/30/91	H	L, 2-6
02/21/92	A	L, 3-5
02/22/91	A	L, 2-5
02/23/91	A	L, 4-7
02/09/96	N	L, 4-10
03/16/99	A	L, 2-7
03/17/99	A	L, 1-11
06/01/03	N	L, 4-6 (12)
03/02/07	N	W, 6-5
03/05/17	A	W, 9-8

<b>UNC WILMINGTON 13-13</b>		
Date	Site	Result
03/14/76	A	L, 3-4
03/14/76	A	W, 2-1
04/19/76	H	W, 7-1
04/19/76	H	W, 13-0
03/10/77	A	W, 4-3
03/31/78	A	L, 1-3
04/01/78	A	L, 6-7
03/16/79	A	W, 7-4
03/17/79	A	L, 0-5
04/03/80	H	W, 7-5
04/03/80	H	W, 19-8
03/18/81	A	L, 6-7
03/18/81	A	L, 2-3
03/09/82	H	L, 3-4
03/09/82	H	W, 6-4
03/09/94	H	W, 7-2
05/09/98	A	W, 5-4 (11)
05/09/98	A	W, 7-4
05/10/98	A	W, 10-9 (11)
03/07/06	A	L, 2-3

03/08/06	A	L, 4-5
02/21/15	A	L, 4-6
02/19/16	A	L, 2-15
02/26/21	A	W, 8-2
02/27/21	A	L, 6-8
02/28/21	A	L, 6-10

<b>NORTH FLORIDA 0-1</b>		
Date	Site	Result
03/07/14	N	L, 2-4 (10)

<b>NORTHWESTERN 3-1</b>		
Date	Site	Result
05/09/92	A	W, 5-2
05/10/92	A	W, 10-4
05/11/92	A	W, 9-3
03/06/20	N	L, 0-4

<b>NOTRE DAME 1-0</b>		
Date	Site	Result
03/13/19	H	W, 16-9

<b>OAKLAND 3-0</b>		
Date	Site	Result
02/15/19	H	W, 21-9
02/16/19	H	W, 9-8
02/16/19	H	W, 12-2

<b>OHIO 3-0</b>		
Date	Site	Result
03/18/83	H	W, 14-6
03/18/83	H	W, 3-2 (8)
03/19/83	H	W, 7-3

<b>OHIO STATE 7-5</b>		
Date	Site	Result
03/21/80	H	L, 2-10
03/25/81	H	W, 12-11
03/26/81	H	L, 16-32
03/23/82	H	L, 7-8
03/23/82	H	W, 13-4
03/20/83	H	L, 3-4
03/20/83	H	W, 9-8
03/21/83	H	W, 9-8
03/22/83	H	L, 4-24
05/08/07	A	W, 7-3
05/09/07	A	W, 12-2
03/10/19	N	W, 8-5

<b>OKLAHOMA STATE 2-2</b>		
Date	Site	Result
05/21/87	N	L, 3-6
05/24/87	N	L, 6-9
04/29/03	A	W, 12-5
04/30/03	A	W, 15-9

<b>OLD DOMINION 4-7</b>		
Date	Site	Result
1977	A	W, 13-7
05/23/85	N	W, 5-3
03/15/95	H	L, 3-27
03/16/95	H	L, 6-15
05/13/95	A	L, 5-7
02/11/96	N	L, 4-9
02/07/97	N	L, 10-16
03/05/97	H	L, 8-10 (12)
05/09/97	A	L, 7-11
05/10/97	A	W, 11-10
05/10/97	A	W, 6-3

<b>OREGON STATE 0-3</b>		
Date	Site	Result
05/18/23	A	L, 7-20
05/19/23	A	L, 5-23
05/20/23	A	L, 4-8

<b>PEMBROKE STATE 4-3</b>		
Date	Site	Result
1972	N	L, 0-4
03/20/75	A	W, 6-3
03/12/77	A	W, 13-4
03/13/77	A	L, 7-8
03/30/78	A	W, 11-3
03/16/81	A	L, 107
03/16/81	A	W, 6-4

<b>PENN STATE 1-0</b>		
Date	Site	Result
03/13/15	N	W, 4-2

<b>PEPPERDINE 0-1</b>		
Date	Site	Result
03/03/07	N	L, 1-3

<b>PFEIFFER 1-1</b>		
Date	Site	Result
1969	H	L, 5-7
1969	H	W, 11-8

<b>PIEDMONT 5-1</b>		
Date	Site	Result
04/27/88	H	W, 14-7
04/20/89	H	L, 12-13
03/20/90	H	W, 15-8
04/24/90	H	W, 8-3
04/23/91	H	W, 10-6
04/21/92	H	W, 8-7

<b>PRESBYTERIAN 11-4</b>		
Date	Site	Result
04/16/92	H	W, 16-5
04/08/93	H	W, 3-1
04/08/14	H	W, 16-0
03/10/15	A	L, 1-5
03/08/16	H	W, 10-9
04/11/17	A	W, 9-6
05/16/17	H	L, 0-6
03/09/22	A	W, 15-2
04/27/22	H	L, 11-8
02/22/23	A	L, 0-3
05/09/23	H	W, 7-6
04/09/24	A	W, 9-5
03/18/25	H	W, 4-2
04/15/25	A	W, 9-7
05/07/25	H	W, 5-4

<b>PRINCETON 3-0</b>		
Date	Site	Result
03/18/06	H	W, 10-3
03/18/06	H	W, 13-8
03/19/06	H	W, 10-8 (12)

<b>PROVIDENCE 0-1</b>		
Date	Site	Result
03/15/90	H	L, 5-7

<b>PURDUE 3-2</b>		
Date	Site	Result
05/22/87	N	W, 8-7
02/26/12	N	L, 7-14
02/13/15	H	W, 17-6
02/14/15	H	W, 15-4
02/14/15	H	L, 5-9

<b>RADFORD 7-1</b>		
Date	Site	Result
02/23/91	H	W, 10-2
02/24/91	H	W, 6-5
02/24/91	H	W, 12-3
03/08/91	A	L, 7-11
03/05/92	A	W, 16-5
03/18/23	H	W, 9-8

03/18/23	H	W, 4-3
03/19/23	H	W, 9-0

<b>RICE 0-3</b>		
Date	Site	Result
02/25/05	N	L, 1-9
02/27/05	N	L, 4-8
03/08/08	A	L, 11-12

<b>RICHMOND 1-1</b>		
Date	Site	Result
02/14/98	N	W, 15-2
02/20/16	N	L, 1-3

<b>RIDER 5-2</b>		
Date	Site	Result
03/14/14	H	W, 6-5
03/15/14	H	W, 23-8
03/15/14	H	W, 11-3
02/28/25	H	W, 27-5 (7)
03/01/25	H	L, 16-15 (8)
03/01/25	H	W, 18-2 (7)
03/02/25	H	L, 12-8

<b>SAINT JOSEPH'S 0-1</b>		
Date	Site	Result
02/23/20	N	L, 2-9

<b>SALEM (W.VA.) 12-4</b>		
Date	Site	Result
1969	H	L, 5-7
1969	H	L, 5-14
1971	H	W, 16-1
1971	H	W, 10-3
1973	H	L, 2-13
03/28/74	H	W, 6-5 (10)
03/25/75	H	W, 12-1
03/26/75	H	W, 11-3
03/22/76	H	L, 4-5
03/23/76	H	W, 5-4
03/21/78	H	W, 18-2
03/22/78	H	W, 6-0
03/20/79	H	W, 9-7
03/21/79	H	W, 15-2
03/18/80	H	W, 11-2
03/19/80	H	W, 4-1

<b>SALEM COLLEGE 1-0</b>		
Date	Site	Result
1977	H	W, 15-6

<b>SAMFORD 25-33</b>		
Date	Site	Result
04/17/09	H	L, 7-8 (10)
04/18/09	H	W, 26-5
04/18/09	H	W, 16-6
05/14/10	A	L, 6-7
05/15/10	A	W, 8-1
05/16/10	A	L, 5-8
04/08/11	H	W, 4-3 (12)
04/09/11	H	W, 3-2
04/10/11	H	L, 6-11
04/20/12	A	L, 3-6
04/21/12	A	L, 2-4
04/22/12	A	L, 9-10
05/23/12	N	L, 0-7
04/12/13	H	W, 9-8
04/13/13	H	W, 21-7
04/14/13	H	W, 5-2
05/22/13	N	W, 13-7
04/25/14	A	L, 4-10
04/26/14	A	W, 10-7
04/27/14	A	W, 7-1
05/08/15	A	L, 4-13
05/09/15	A	W, 7-4
05/10/15	A	L, 14-16

**CATAMOUNTSPORTS.COM /// CATAMOUNT BASEBALL – ALL-TIME SERIES HISTORY BY OPPONENT**

05/20/15	N	L, 7-8 (10)
04/15/16	H	W, 10-5
04/16/16	H	L, 7-13
04/17/16	H	W, 6-5 (11)
05/26/16	N	W, 14-4
05/28/16	N	W, 7-4
04/28/17	A	L, 3-8
04/29/17	A	W, 6-5
04/30/17	A	L, 0-7
05/25/17	N	L, 1-6
05/12/18	H	W, 10-9
05/12/18	H	L, 1-5
05/13/18	H	L, 4-11
05/10/19	A	L, 4-16
05/11/19	A	L, 3-5
05/12/19	A	L, 2-4
05/22/19	N	L, 4-5 (10)
04/16/21	H	L, 5-8
04/16/21	H	W, 7-2
04/17/21	H	W, 12-11
05/28/21	N	L, 7-19 (7)
05/30/21	N	L, 6-8
04/14/22	H	W, 11-8
04/15/22	H	L, 7-4
04/16/22	H	L, 17-6
05/25/22	N	L, 22-3 (7)
05/05/23	A	L, 2-6
05/06/23	A	L, 5-6
05/07/23	A	W, 7-5
04/19/24	H	L, 4-6
04/20/24	H	W, 7-6 (7)
04/20/24	H	L, 7-8
04/26/25	A	W, 4-1
04/26/25	A	W, 8-2
04/27/25	A	L, 7-1

<b>SAN DIEGO</b>	<b>0-1</b>	
Date	Site	Result
03/03/09	A	L, 7-14

<b>SAN DIEGO STATE</b>	<b>0-3</b>	
Date	Site	Result
04/29/11	H	L, 3-4
04/30/11	H	L, 5-11
05/01/11	H	L, 9-11 (7)

<b>SAVANNAH STATE</b>	<b>2-0</b>	
Date	Site	Result
04/25/17	H	W, 21-1
04/26/17	H	W, 9-2

<b>SLIPPERY ROCK</b>	<b>8-0</b>	
Date	Site	Result
03/30/75	H	W, 9-8
03/30/75	H	W, 1-0
03/18/76	H	W, 12-7
03/19/76	H	W, 6-3
03/03/77	H	W, 4-3
03/11/81	H	W, 18-5
1984	H	W, 9-0
1984	H	W, 6-5

<b>SOUTH CAROLINA</b>	<b>6-25-1</b>	
Date	Site	Result
03/20/71	A	L, 2-4
03/22/71	A	L, 3-6
03/11/72	A	L, 0-1
04/10/72	A	L, 1-5
04/02/73	A	L, 2-10
05/09/73	A	W, 3-0
04/11/74	A	L, 1-8
04/25/74	A	L, 6-7
05/12/75	NA	T, 8-8 (6)
03/28/78	A	L, 9-12
04/19/78	N	W, 13-6
03/12/79	A	L, 2-6

03/15/80	A	L, 2-12
04/20/80	H	L, 9-13
03/05/83	H	L, 2-4
03/06/83	A	W, 6-5
04/01/83	A	L, 2-11
04/18/84	A	W, 8-6
03/05/85	H	W, 7-5
03/22/85	A	L, 7-14
05/25/85	N	L, 3-14
03/31/86	A	L, 5-16
03/24/88	H	L, 6-7
02/26/89	A	L, 2-13
02/26/89	A	L, 0-17
02/13/92	A	L, 2-3
03/15/94	A	W, 9-2
03/19/97	A	L, 12-30
02/13/98	N	L, 5-11
02/18/98	A	L, 0-3
03/12/03	A	L, 2-5
04/08/08	A	L, 6-9

<b>SOUTH CAROLINA STATE</b>	<b>7-1</b>	
Date	Site	Result
1970	H	W, 9-3
1970	A	L, 2-3
1971	H	W, 3-0
1971	A	W, 5-4
1971	N	W, 3-2
1971	N	W, 11-1
1972	H	L, 0-3
1972	A	W, 9-4
1973	H	W, 9-2
03/20/74	A	W, 11-8
04/19/78	N	W, 13-6

<b>STONY BROOK</b>	<b>1-2</b>	
Date	Site	Result
03/04/22	H	L, 5-4
03/05/22	H	W, 9-8
03/06/22	H	L, 3-2

<b>USC-AIKEN</b>	<b>3-7</b>	
Date	Site	Result
04/17/91	H	L, 3-18
04/18/91	H	L, 3-7
04/18/91	H	L, 7-8
02/14/92	A	L, 3-6
02/15/92	A	W, 11-8 (11)
04/14/92	H	L, 6-10
04/15/92	H	L, 0-7
04/20/93	H	W, 7-5
04/21/93	H	L, 10-13
04/05/94	H	W, 9-4

<b>USC SPARTANBURG / UPSTATE</b>	<b>10-7</b>	
Date	Site	Result
03/24/86	H	L, 15-18
04/11/86	A	W, 18-3
03/26/87	A	L, 5-8
04/20/87	H	W, 9-6
03/22/88	A	W, 11-10
04/07/88	H	W, 10-4
03/16/89	H	W, 15-10
03/28/89	A	W, 15-12
03/06/20	A	W, 5-2
02/23/22	A	L, 9-3
05/04/22	H	W, 15-6
04/04/23	H	L, 8-9 (13)
04/18/23	A	W, 13-1
02/21/24	A	L, 9-16
05/1/24	H	L, 7-13
02/18/25	H	W, 10-7
02/26/25	A	L, 16-10

<b>SOUTH FLORIDA</b>	<b>4-4</b>	
Date	Site	Result
04/16/94	H	W, 9-2
04/16/94	H	W, 5-4
04/17/94	H	L, 4-7
02/10/95	A	L, 0-9
02/11/95	A	W, 6-1
02/12/95	A	W, 11-6
05/24/97	N	L, 4-9
02/24/06	N	L, 3-4 (13)

<b>SIU-EDWARDSVILLE</b>	<b>3-0</b>	
Date	Site	Result
03/24/78	H	W, 6-0
03/09/10	H	W, 6-0
03/10/10	H	W, 12-8

<b>STANFORD</b>	<b>1-0</b>	
Date	Site	Result
05/23/92	N	W, 5-0

<b>ST. BONAVENTURE</b>	<b>2-0</b>	
Date	Site	Result
02/28/98	H	W, 17-1
02/28/98	H	W, 5-4

<b>ST. JOHN'S</b>	<b>7-5</b>	
Date	Site	Result
05/25/85	N	W, 9-6
03/20/99	H	W, 8-7 (10)
03/20/99	H	W, 4-1 (7)
03/21/99	H	L, 11-13
02/21/16	N	L, 3-14
02/17/17	N	L, 3-14
03/05/17	N	L, 1-9
02/24/19	H	L, 2-5
02/24/19	H	W, 13-4
03/12/21	H	W, 11-1
03/13/21	H	W, 21-3
03/14/21	H	W, 8-3

<b>STETSON</b>	<b>4-2</b>	
Date	Site	Result
03/03/93	A	L, 2-4
03/04/93	A	L, 0-4
02/07/98	A	W, 7-6
02/07/98	A	W, 8-1
02/08/98	A	W, 11-9 (12)
02/25/06	A	W, 4-3

<b>TENNESSEE</b>	<b>5-27</b>	
Date	Site	Result
03/08/83	H	W, 13-12
04/27/83	A	L, 4-21
03/08/84	H	L, 4-7
04/10/84	A	L, 5-13
03/06/85	H	W, 4-3
04/10/85	A	L, 3-15
04/11/89	A	L, 5-6
04/06/93	A	L, 4-9
03/30/94	H	L, 0-1
05/28/94	A	L, 4-6
04/12/95	A	W, 3-1
04/01/97	A	L, 8-10
02/15/98	N	L, 6-9
02/01/00	A	L, 0-6
02/02/00	A	L, 1-12
04/18/00	A	L, 4-5 (10)
03/14/01	A	L, 3-6
03/27/01	H	L, 13-15
05/10/06	A	L, 2-7
04/29/08	A	W, 5-2
03/24/09	A	L, 1-5
04/07/10	A	W, 14-9
04/21/10	H	L, 8-18
03/20/13	A	L, 5-10

04/16/14	A	L, 2-6
03/14/18	A	L, 0-5
03/27/18	H	L, 3-17
03/30/21	A	L, 2-9
04/13/21	H	L, 12-14
03/30/22	A	L, 11-1
03/21/23	A	L, 0-7
04/23/24	A	L, 4-12

<b>TENNESSEE-MARTIN</b>	<b>2-1</b>	
Date	Site	Result
03/19/22	H	L, 6-2
03/19/22	H	W, 11-7
03/20/22	H	W, 14-9

<b>TENNESSEE TECH</b>	<b>15-4</b>	
Date	Site	Result
03/19/91	H	W, 17-6
03/20/91	H	W, 14-2
03/20/92	A	W, 5-2
03/20/92	A	W, 7-3
04/01/92	H	W, 13-7
03/22/94	A	W, 6-4
03/23/94	A	L, 5-6
04/19/94	H	W, 7-0
04/20/94	H	W, 10-6
04/17/02	H	W, 11-7
04/15/03	H	W, 12-4
05/13/03	A	L, 5-7
03/24/04	A	L, 12-13
04/27/04	H	W, 12-3
04/29/09	H	W, 11-0
05/18/10	A	L, 2-11
05/03/13	H	W, 18-7
05/04/13	H	W, 6-1
05/11/15	A	W, 11-4

<b>TEXAS A&amp;M</b>	<b>0-1</b>	
Date	Site	Result
05/27/88	N	L, 6-8

<b>TOLEDO</b>	<b>0-4</b>	
Date	Site	Result
1972	H	L, 1-4
1972	H	L, 3-4
1973	H	L, 0-1
1973	H	L, 5-9

<b>TOWSON</b>	<b>4-0</b>	
Date	Site	Result
02/19/21	H	W, 23-1
02/20/21	H	W, 15-5
02/20/21	H	W, 4-3
02/21/21	H	W, 5-1

<b>TROY STATE</b>	<b>3-1</b>	
Date	Site	Result
04/08/95	H	W, 11-7
04/09/95	H	W, 6-3
05/07/95	A	W, 7-0
05/08/95	A	L, 4-5

<b>USC (Southern Cal)</b>	<b>2-1</b>	
Date	Site	Result
02/27/09	A	W, 3-2
03/01/09	A	L, 4-6
03/02/09	A	W, 9-3

<b>UTAH</b>	<b>0-1</b>	
Date	Site	Result
03/02/19	N	L, 0-14

<b>VALDOSTA STATE</b>	<b>0-1</b>	
Date	Site	Result
1970	A	L, 5-7

**CATAMOUNTSPORTS.COM /// CATAMOUNT BASEBALL – ALL-TIME SERIES HISTORY BY OPPONENT**

<b>VALPARAISO</b>			<b>0-2</b>
Date	Site	Result	
03/02/15	H	L, 7-8	
03/03/15	H	L, 5-18	

<b>VANDERBILT</b>			<b>0-2</b>
Date	Site	Result	
03/11/08	A	L, 3-5	
03/12/08	A	L, 4-11	

<b>VIRGINIA</b>			<b>1-0</b>
Date	Site	Result	
02/23/02	N	W, 4-3	

<b>VIRGINIA COMMONWEALTH</b>			<b>2-4</b>
Date	Site	Result	
02/08/97	N	W, 11-6	
05/30/03	N	L, 0-6	
05/31/03	N	W, 2-0	
05/18/18	N	L, 4-5	
05/19/18	N	L, 1-11 (8)	
03/07/24	N	L, 2-5	

<b>VMI</b>			<b>74-28</b>
Date	Site	Result	
1971	H	W, 4-3	
04/25/77	A	W, 20-13	
04/25/77	A	W, 18-9	
04/10/78	H	W, 9-0	
04/10/78	H	W, 13-4	
04/23/79	A	W, 7-3	
04/23/79	A	W, 9-1	
04/22/80	H	W, 4-3	
04/23/80	H	W, 13-7	
04/13/81	A	W, 6-3	
04/13/81	A	W, 15-3	
04/19/82	H	W, 18-4	
04/19/82	H	W, 7-2	
04/18/83	A	W, 4-1	
04/18/83	A	L, 3-4	
04/27/84	N	W, 10-5	
04/24/87	N	W, 16-4	
04/26/87	N	W, 9-4	
04/01/89	H	L, 3-10	
04/01/89	H	W, 7-4	
04/01/89	H	W, 3-2	
03/25/90	A	W, 8-5	
03/25/90	A	W, 4-0	
03/16/91	H	W, 14-2	
03/16/91	H	W, 20-1	
03/17/91	H	W, 21-0	
04/25/91	N	W, 18-2	
03/07/92	A	W, 7-4	
03/08/92	A	W, 8-3	
03/08/92	A	L, 5-6	
04/23/92	N	W, 3-2	
04/10/93	A	L, 5-8	
04/10/93	A	L, 1-7	
04/11/93	A	W, 13-1	
05/01/93	N	L, 4-8	
05/02/93	N	W, 12-5	
05/02/93	N	W, 5-1	
04/09/94	H	W, 9-3	
04/09/94	H	W, 5-1	
04/10/94	H	L, 1-3	
05/01/94	N	W, 7-1	
04/01/95	A	W, 1-0	
04/01/95	A	L, 1-2	
04/02/95	A	W, 7-2	
03/23/96	H	W, 8-6	
03/23/96	H	W, 3-1	
03/24/96	H	W, 13-5	
04/25/96	N	L, 3-7	
03/15/97	A	L, 9-17	
03/15/97	A	L, 5-6	
03/16/97	A	W, 13-6	

04/24/97	N	W, 4-3	
03/28/98	H	W, 25-1	
03/28/98	H	W, 8-7	
03/29/98	H	W, 11-4	
04/24/99	A	W, 18-5 (7)	
04/24/99	A	W, 10-4 (7)	
04/25/99	A	W, 7-4	
05/20/99	N	W, 8-4	
02/26/00	H	L, 3-8	
02/26/00	H	W, 11-7	
02/27/00	H	L, 6-7	
05/12/01	A	W, 5-3	
05/12/01	A	L, 8-15	
05/13/01	A	W, 6-3	
05/04/02	H	W, 10-0 (7)	
05/05/02	H	W, 6-2	
0505/02	H	L, 4-7	
04/18/03	H	W, 16-3	
04/19/03	H	W, 11-7	
04/20/03	H	W, 14-9	
05/14/15	H	L, 4-18	
05/15/15	H	L, 6-11	
05/15/15	H	W, 11-6	
04/08/16	A	W, 7-1	
04/10/16	A	W, 21-7	
04/10/16	A	W, 14-11	
04/21/17	H	W, 9-1	
04/21/17	H	W, 19-3	
04/22/17	H	W, 10-5	
04/13/18	A	L, 7-11	
04/14/18	A	L, 9-12	
04/14/18	A	L, 4-5 (7)	
04/26/19	H	L, 11-15 (11)	
04/27/19	H	W, 14-5	
04/28/19	H	L, 8-9 (10)	
04/10/21	H	W, 3-0 (5)	
04/11/21	H	W, 9-8	
04/11/21	H	W, 16-12	
04/29/22	A	W, 7-6	
04/30/22	A	L, 14-8	
05/01/22	A	W, 8-5	
05/25/22	N	W, 4-1	
04/06/23	H	L, 11-14 (10)	
04/06/23	H	L, 12-17	
05/16/24	A	W, 8-4	
05/17/24	A	W, 16-6	
05/17/24	A	L, 8-9	
03/21/25	H	W, 7-3	
03/22/25	H	L, 5-4	
03/23/25	H	L, 11-7	
05/21/25	N	W, 15-1 (7)	

<b>VIRGINIA TECH</b>			<b>6-10-1</b>
Date	Site	Result	
05/06/74	H	L, 5-8	
1975	H	W, 7-4	
1975	H	L, 5-6	
03/23/90	A	L, 8-9	
03/27/90	H	W, 18-6	
03/06/91	A	L, 1-11	
03/07/91	A	L, 7-11	
03/03/92	A	L, 2-14	
03/04/92	A	T, 5-5 (11)	
03/17/92	H	L, 1-0	
04/02/93	H	L, 8-12	
04/09/93	A	L, 5-8	
03/31/95	A	W, 7-6	
04/04/95	H	W, 10-9	
04/05/95	H	W, 8-2	
02/22/01	N	L, 1-5	
04/20/16	H	W, 14-10	

<b>VORHEES</b>			<b>2-0</b>
Date	Site	Result	
1972	H	W, 5-4	
1972	A	W, 9-5	

<b>WAGNER</b>			<b>3-0</b>
Date	Site	Result	
02/28/04	H	W, 17-11	
02/28/11	H	W, 15-3	
02/29/11	H	W, 12-4	

<b>WAKE FOREST</b>			<b>5-11</b>
Date	Site	Result	
04/22/71	A	W, 5-4	
03/19/73	A	W, 2-0	
04/07/76	A	L, 0-5	
03/04/83	A	L, 8-9	
02/24/84	A	W, 9-8	
03/04/04	A	L, 4-16	
02/22/11	A	L, 1-2 (10)	
02/20/13	H	W, 7-2	
03/26/13	A	L, 3-1	
04/30/14	N	W, 3-2 (12)	
02/21/15	N	L, 2-10	
04/20/21	H	L, 8-14	
03/15/22	A	L, 7-5	
05/04/24	A	L, 2-9	
05/05/24	A	L, 5-10	
05/05/24	A	L, 1-17 (7)	

<b>WASHINGTON STATE</b>			<b>4-1</b>
Date	Site	Result	
02/15/13	H	W, 8-5	
02/16/13	H	W, 15-10	
02/17/13	H	L, 1-4	
02/21/14	A	W, 13-1	
02/22/14	A	W, 8-6	

<b>WEST LIBERTY STATE</b>			<b>1-0</b>
Date	Site	Result	
03/18/81	N	W, 7-5	

<b>WEST VIRGINIA</b>			<b>1-2</b>
Date	Site	Result	
02/24/02	N	L, 5-12	
02/29/08	N	L, 7-8	
03/05/10	N	W, 1-0	

<b>WEST VIRGINIA STATE</b>			<b>11-0</b>
Date	Site	Result	
1972	H	W, 14-1	
1972	H	W, 7-6	
1972	H	W, 9-5	
03/28/75	H	W, 10-1	
03/28/76	H	W, 12-0	
03/28/76	H	W, 3-1	
1977	H	W, 4-0	
1977	H	W, 28-3	
03/23/78	H	W, 28-2	
03/23/78	H	W, 5-3	
03/23/80	H	W, 21-5	

<b>WESTERN KENTUCKY</b>			<b>2-0</b>
Date	Site	Result	
02/18/90	H	W, 4-13 (10)	
02/18/90	H	W, 5-4	

<b>WESTERN MARYLAND</b>			<b>1-1</b>
Date	Site	Result	
03/26/74	H	W, 6-0	
03/26/74	H	L, 7-8 (11)	

<b>WESTERN MICHIGAN</b>			<b>1-0</b>
Date	Site	Result	
03/10/24	N	W, 18-6 (7)	

<b>WILLIAM AND MARY</b>			<b>4-0</b>
Date	Site	Result	
04/16/77	A	W, 7-2	
04/16/77	A	W, 4-1	
03/09/98	H	W, 15-5	

03/10/98	H	W, 10-7	
----------	---	---------	--

<b>WINTHROP</b>			<b>14-3</b>
Date	Site	Result	
03/14/90	H	W, 6-5	
02/26/91	A	W, 5-3	
03/01/91	H	W, 13-4	
04/03/92	H	W, 14-5	
04/10/92	A	W, 9-5	
02/17/93	H	W, 16-5	
04/22/93	A	W, 9-3	
03/01/94	A	W, 9-5 (8)	
03/16/94	A	L, 4-6	
04/12/94	H	W, 4-3 (10)	
04/02/96	A	W, 9-3	
04/10/96	H	W, 6-5	
05/14/02	H	L, 2-3	
02/21/12	A	W, 13-3	
05/15/12	H	L, 5-11	
02/18/14	H	W, 8-0	
04/15/14	A	W, 9-6 (13)	

<b>WRIGHT STATE</b>			<b>32-10</b>
Date	Site	Result	
02/29/92	H	L, 2-3	
02/29/92	H	W, 6-4	
03/01/92	H	W, 12-7	
02/20/93	H	L, 1-3	
02/20/93	H	W, 8-4	
02/19/94	H	W, 4-3	
02/19/94	H	W, 2-1	
02/20/94	H	W, 9-0	
02/18/95	H	L, 3-6	
02/18/95	H	L, 1-8	
02/19/95	H	W, 7-4	
02/17/96	H	W, 4-3	
02/18/96	H	W, 15-1	
02/18/96	H	L, 6-8	
02/15/97	H	W, 9-8	
02/15/97	H	W, 15-1	
02/16/97	H	W, 6-5	
02/21/98	H	L, 5-6	
02/21/98	H	W, 7-3	
02/22/98	H	W, 10-3	
02/20/99	H	W, 5-4 (13)	
02/20/99	H	W, 8-5 (7)	
02/21/99	H	W, 11-8 (10)	
02/19/00	H	W, 13-11	
02/19/00	H	W, 13-11 (7)	
02/20/00	H	W, 16-4	
02/17/01	H	W, 15-2	
02/18/01	H	L, 12-13	
02/18/01	H	W, 10-6 (7)	
02/16/02	H	W, 14-4	
02/16/02	H	W, 18-0 (7)	
02/17/02	H	W, 9-6	
02/22/03	H	W, 7-6	
02/22/03	H	W, 6-1	
02/23/03	H	W, 13-3	
02/21/04	H	L, 6-8	
02/21/04	H	W, 14-1 (7)	
02/22/04	H	W, 14-0	
02/19/05	H	W, 9-5	
02/19/05	H	L, 0-12	
02/20/05	H	W, 8-5	
03/01/19	N	L, 3-5	

<b>WOFFORD</b>			<b>83-34-1</b>
Date	Site	Result	
1950	A	L, 0-5	
1950	A	L, 2-7	
04/16/52	A	L, 3-4	
03/27/62	A	W, 11-10	
04/10/62	H	L, 8-26	
04/09/63	H	W, 5-3	
05/07/66	A	L, 3-10	

**CATAMOUNTSPORTS.COM /// CATAMOUNT BASEBALL – ALL-TIME SERIES HISTORY BY OPPONENT**

04/17/70	A	W, 7-6
04/18/70	A	L, 8-10
04/01/71	H	W, 7-2
04/01/71	H	W, 5-0
04/08/72	A	W, 15-0
04/15/72	H	W, 20-11
04/20/73	A	W, 8-0
04/09/76	H	W, 13-4
04/03/81	A	W, 9-6 (10)
04/27/82	H	L, 8-9
04/27/82	H	W, 16-0
04/22/83	A	L, 11-16
04/16/84	H	W, 5-4
04/16/84	H	W, 8-5
04/23/84	A	W, 8-7
04/23/84	A	L, 8-9
03/28/85	A	W, 9-5
04/17/85	H	W, 10-0
04/17/85	H	W, 11-0
04/05/90	H	W, 3-1
03/30/96	H	L, 7-14
03/30/96	H	W, 13-0 (7)
04/03/96	H	W, 8-0
04/11/98	H	W, 11-3
04/11/98	H	L, 3-4
04/12/98	H	W, 6-3
05/02/98	N	W, 9-4
03/06/99	A	W, 12-9
03/07/99	A	W, 5-4 (7)
03/07/99	A	W, 14-10 (10)
04/01/00	H	W, 5-3
04/01/00	H	W, 9-4
04/02/00	H	W, 12-8
03/04/01	A	W, 10-1
03/04/01	A	L, 4-5
03/16/02	H	W, 6-3
03/16/02	H	W, 12-4
03/17/02	H	L, 10-12
05/22/02	N	W, 9-2
05/03/03	A	W, 17-5
05/03/03	A	W, 11-1
05/04/03	A	W, 6-5
05/14/04	H	W, 4-3
05/15/04	H	W, 6-4
05/16/04	H	W, 8-2
05/20/05	A	W, 7-2
05/21/05	A	W, 10-3
05/22/05	A	W, 10-7
03/24/06	H	W, 9-8
03/25/06	H	W, 11-7
03/26/06	H	W, 20-10
05/11/07	A	W, 26-12
05/12/07	A	W, 21-3
05/13/07	A	W, 14-1
05/02/08	H	W, 5-3
05/03/08	H	W, 16-8
05/04/08	H	W, 9-4
03/29/09	A	W, 14-10 (10)
03/29/09	A	W, 19-2
04/09/10	H	W, 5-4
04/10/10	H	W, 8-2
04/11/10	H	L, 2-5
04/22/11	H	L, 7-11
04/23/11	H	W, 11-0
04/24/11	H	W, 25-14
04/06/12	A	L, 0-2
04/07/12	A	W, 4-2
04/07/12	A	L, 5-6
05/10/13	H	W, 6-1
05/12/13	H	W, 3-0
05/12/13	H	W, 10-7
03/28/14	H	W, 11-4
03/29/14	H	W, 11-4
03/30/14	H	W, 6-1
04/03/15	H	L, 5-3
04/04/15	H	W, 5-3

04/05/15	H	W, 13-5
04/01/16	A	W, 9-1
04/02/16	A	W, 14-4
04/03/16	A	W, 12-3
05/25/16	N	W, 10-9
05/06/17	H	W, 9-3
05/07/17	H	W, 10-7
05/07/17	H	L, 3-18
03/29/18	A	L, 5-6 (11)
03/30/18	A	L, 3-5
03/31/18	A	L, 2-3
04/05/19	H	L, 5-20
04/06/19	H	W, 4-3
04/07/19	H	L, 4-7
04/02/21	A	L, 5-6
04/03/21	A	L, 9-12
04/03/21	A	W, 11-6
05/14/21	H	L, 2-13
05/15/21	H	L, 10-20 (7)
05/15/21	H	W, 8-4
05/27/21	N	W, 16-5
05/29/21	N	W, 11-6
05/13/22	A	L, 15-4
05/14/22	A	W, 9-2
05/15/55	A	T, 2-2 (7)
04/14/23	H	L, 5-12
04/15/23	H	W, 10-9
04/16/23	H	L, 6-17
04/26/24	A	L, 2-13 (7)
04/27/24	A	W, 7-2
04/28/24	A	W, 8-5
05/23/24	N	L, 1-12 (7)
04/17/25	H	L, 9-6
04/18/25	H	W, 7-4
04/19/25	H	W, 15-5 (8)

<b>XAVIER 4-5</b>		
Date	Site	Result
03/09/07	H	W, 9-4
03/10/07	H	L, 12-17
03/11/07	H	W, 14-7
04/01/22	N	W, 7-5
04/02/22	A	L, 7-3
04/03/22	A	W, 14-4
02/24/23	H	L, 4-9
02/26/23	H	L, 3-15 (8)
02/26/23	H	L, 12-16

<b>YALE 0-1</b>		
Date	Site	Result
1973	H	L, 1-5


## CATAMOUNT HEAD BASEBALL COACHES

Records prior to 1951 are incomplete /// First year of baseball at WCU was 1928


HEAD COACH	YRS	SEASONS	OVERALL	SOCON
Jim Gudger	11	1951–60, '63	140-83	--
Charles Seeger	2	1961–62	20-21	--
Ron Blackburn	5	1964–68	78-65	--
Bill Haywood	13	1969–81	216-158-2	49-23
David Wright	1	1982	28-12	12-4
Jack Leggett	9	1983–91	302-226	103-40
Keith LeClair	6	1992–97	228-135-2	99-38
Rodney Hennon	2	1998–99	81-38	38-16
Todd Raleigh	7	2000–07	257-209	132-101
Bobby Moranda	14	2008–22	406-392-3	197-168-2
Alan Beck	3	2023–pres.	79-87-0	31-31-0
<b>TOTALS</b>	<b>73</b>		<b>1,835–1,429–7</b>	<b>661-421-2</b>



**Bobby Moranda** (middle) became WCU's all-time winningest head coach in program history, usurping **Jack Leggett** (left), and congratulated by former AD **Randy Eaton** (right).



**JIM GUDGER** served as WCU's head coach from 1951 through 1960 and again in 1963, winning 140 games ... Gudger was also Western's head men's basketball coach and is the program's all-time winningest head coach.




The 1981 Southern Conference Coach of the Year, **BILL HAYWOOD** held the reigns of the Western Carolina baseball program longer than any other coach ... He won 215 games in 13 seasons in Cullowhee.



**JACK LEGGETT** is WCU's second all-time winningest head coach with 302 career wins. He was named SoCon Coach of the Year in 1987 and won a total of 10 conference titles and took the Catamounts to five NCAA appearances.



**KEITH LECLAIR** played at WCU from 1985-88 and took over as head coach in 1992. LeClair won 229 games in six seasons with three SoCon Coach of the Year honors, six SoCon titles and four NCAA tournament berths.



**RODNEY HENNON** was an Academic All-American at WCU in 1992, returning to coach the Catamounts for two seasons in 1998-99. Compiled 81 victories in two seasons and led WCU to the SoCon title game in '99.



**TODD RALEIGH** was named Southern Conference Coach of the Year in 2002 (coaches) and 2007 (media), as well as having played at WCU from 1988-91 under Jack Leggett. Raleigh won 257 games as head coach.



**BOBBY MORANDA** is WCU's all-time winningest head coach (406). He guided WCU to back-to-back SoCon regular season titles in 2013 and 2014, and to the 2016 tournament title, and was 2013 SoCon Coach of the Year.




A three-time All-SoCon selection and the 2003 SoCon Baseball Player of the Year, veteran assistant including two stints at his alma mater, **ALAN BECK** returned as the baseball program's 11th head coach announced in June 2022.



Todd Raleigh (left) receives instruction from head coach Jack Leggett (right) during his playing days in Cullowhee. Raleigh ranks just behind Leggett in career wins at WCU.



Former player-coach tandem Jack Leggett (left) and Todd Raleigh (right) meet as head coaches prior to a Clemson–Western Carolina game in Cullowhee in 2000.



Keith LeClair (23) along with Rodney Hennon (10) who would later coach at Western Carolina, hoisting a Southern Conference championship trophy during Hennon's playing career.



Jack Leggett (left) meets with umpires and former player then coach, Rodney Hennon, at home plate prior to a Clemson–Western Carolina match-up in 1998.



Bobby Moranda (right) with former Catamount skipper, Jack Leggett (left), prior to a 2007 meeting between Clemson and Western Carolina in Cullowhee.



Bobby Moranda (right) with former Catamount head coach, Todd Raleigh (left), prior to a 2007 meeting between Western Carolina and Tennessee in Knoxville.



WCU's two most recent head coaches – current head coach Alan Beck (left) and 14 year veteran head coach Bobby Moranda (middle) – worked together in the Catamount dugout from 2009-15.



Alan Beck (left) with Rodney Hennon (right) before the 2025 opener in Statesboro, Ga. Hennon recruited Beck to Cullowhee, and Beck worked on Hennon's staff at Georgia Southern.

– THE A’s –

Adair, Rick.....1977-79  
 Adams, Charles ..... 1941  
 Ahearn, Chris.....2005  
 Aiello, Bobby .....1972  
 Allen, Billy..... 1992  
 Allison, Steve.....1990-91  
 Amos, Lynn ..... 1987-88  
 Anderson, Corey .....2014-17  
 Anderson, Willis..... 1957-60  
 Andrus, Connor ..... 2012  
 Ardrey, Sam ..... 1938-40  
**ARNBERGER, JACOB..... 2025–**  
 Arnette, Johnny Mack .....1954  
 Attaway, Aaron .....2011-14  
 Atwell, Austin..... 2015  
**AUSTIN, OWEN ..... 2025–**

– THE B’s –

Bailey, Phil.....1958  
 Bain, Brian ..... 1995-98  
 Baker, Adam ..... 2007  
 Baker, Garrett .....2009  
 Baker, Tristan.....2016-18  
 Baldwin, Kevin ..... 1995-96  
 Ball, David .....1977-79  
 Ballance, Bobby ..... 1957-60  
 Ballard, Danny ..... 1955  
 Ballard, Dave..... 1955  
 Baquer, Bryan.....1983  
 Barile, Jordan ..... 1991  
 Barkley, Steve.....1967-70  
 Barnes, Brian .....2002-05  
 Barnhorst, Howard .....1948  
 Barnwell, Alex ..... 1981-84  
 Barnwell, Don..... 1962  
 Barnwell, Howard.....1938-41  
 Barr, Alex ..... 2013-14  
 Barrow, Martin ..... 1995-98  
 Bartlett, Rodney .....1961-62  
 Basner, Ryan.....2000-03  
 Batts, Mat ..... 2010  
 Baxter, Mark ..... 1980  
 Beacham, Wade .....1997  
 Beck, Alan ..... 2000-03  
 Beddingfield, Jim ..... 1957-58  
 Belcolle, Chris..... 1994-96  
 Bellomo, Kevin.....1988-91  
 Benedict, Matt .....2008-11  
 Bennett, Bill ..... 1952-53  
 Bentley, Wes..... 1999-2000  
 Bermudez, Danny.....2013-16  
 Bertsch, Colin .....2019-20  
 Bethel, Bobby..... 1994-95  
 Beverlin, Cole ..... 2021-24  
 Beverlin, Jason..... 1992-94  
 Bigbie, Justice .....2018-21  
 Biggs, Tracy .....1997-2000  
 Bishop, Caleb ..... 2018  
 Biumi, Dylan ..... 2015-17  
 Blackwell, Andrew.....2009-12  
 Blair, Leslie ..... 1959

Blake, Dennis .....1974-77  
 Bland, Logan .....2009  
 Blaquiére, Cameron .....2017-18  
 Bolick, Drew ..... 2015  
 Booth, John ..... 1968-71  
 Bowles, Gene .....1970-72  
 Bowman, Bryson .....2016-17  
 Bowman, Randy ..... 1979  
 Boyd, Billy ..... 1978-80  
 Bracken, Cary .....1975  
 Bradburn, C. Wayne .....1941-46  
 Bradley, Dwayne ..... 1989-92  
 Brady, Robert..... 1960  
 Brandon, Tom ..... 1961  
 Bratcher, Toby..... 1981  
 Bray, Dillon ..... 2014-17  
 Breakfield, Jacob .....2017  
 Bright, Don ..... 1971-73  
 Bright, Corey .....2020–23  
 Brigman, Bill ..... 1961  
 Brister, Hunter .....2012-14  
 Brittain, Grant ..... 1987-90  
 Brock, McDonald .....1942  
 Brogden, Jim ..... 1953-54, '56-57  
 Brooks, Craig..... 1983-86  
 Brooks, Eric ..... 1986  
 Brooks, P.J. .... 1986-87  
 Brosnahan, Tom.....2021-23  
 Brown, Bobby ..... 1973  
 Brown, Freddy .....1976-79  
 Brown, Garrett .....2012-16  
 Brown, George ..... 1942, '48-49  
 Brownlow, Tyler .....2009  
 Bruce, Jeremy ..... 1997-98  
 Bryant, George ..... 1954-55  
 Bryant, Jennings..... 1939-40  
 Buchanan, Todd..... 2000-03  
 Buda, Mike ..... 2005-06  
**BUDD, DAVIS ..... 2024–**  
 Bullock, Andrew .....2016-20  
 Bullins, Jim ..... 1965-68  
 Bunting, Jim ..... 1966  
 Burke, Brendan .....2022  
**BURNETTE, CARTER ..... 2025–**  
 Burns, Ronnie ..... 1950  
 Burton, Jared.....2000-02  
 Burwell, J.P. .... 1994-97  
 Bush, Andy ..... 1996  
 Butterworth, Brandon..... 2022-23  
 Byrd, Bruce ..... 1965-66  
 Byrd, Cary..... 1960

– THE C’s –

Cagle, O.V. .... 1951-53, '55  
 Caldwell, Cecil..... 1963-67  
 Camac, Joe..... 2000-03  
 Campbell, Tristen .....2020-22  
 Cantrell, John ..... 1977  
 Capell, Kitt ..... 2018-20  
 Capobianco, E.G. .... 1992-93  
 Carlton, Wayne ..... 1955  
 Carpenter, Willie .....1977-80

Carson, Kyle..... 1981-82  
 Carson, Mike ..... 1984-87  
 Carswell, Danny .....1972-75  
 Carter, Darryl .....1991-92  
 Carter, Artis..... 1950  
 Carter, Mike ..... 1980  
 Carter, Mike ..... 1957-58  
 Case, Kevin..... 1981  
 Caskey, Jerry ..... 1960-63  
 Chamberlain, Jody .....1981-82  
 Chamlee, Steve ..... 1979-80  
 Champion, Russ..... 1983  
 Chapman, Russ..... 1992  
 Chavers, Sam ..... 1995  
 Chavis, Vance .....2008-12  
 Cherry, Rick ..... 1976  
 Chilcoat, Andrew ..... 2010-11  
 Christian, Jim..... 1985  
 Clark, Joe ..... 1961  
 Clark, Jon ..... 2001  
 Clements, Jack .....1960-62  
 Cloer, Dallas ..... 1955-56  
 Cochran, Jimmy..... 2002-03  
 Cockrell, Derek ..... 1993-96  
 Cogburn, Barry ..... 1977  
 Cole, Ed ..... 1969-70  
 Collias, Trevor.....2009-10  
 Collins, Charlie .....2025  
 Collins, Harold ..... 1942  
 Colvin, Robert.....1960-61  
 Connolly, John..... 1993-94  
 Cooper, Bob..... 1959  
 Corbett, Bryan ..... 2006-08  
**CORN, BRAYDEN ..... 2025–**  
 Corn, Jacob ..... 2019-22  
 Corn, Jackie..... 2007-08  
 Cowan, Leo ..... 1939-40  
 Cowan, Ray ..... 1941  
 Cox, Clay.....2024  
 Cox, Joey..... 1989-92  
 Crawford, Charles ..... 1955-57  
 Crawford, Doug ..... 1955  
 Crawford, Dewey..... 1981  
 Crawley, Justin .....2009-10  
 Crocker, Lawrence.....1949-51  
 Crotts, Earl ..... 1961-64  
 Crowell, Wayne ..... 1954  
 Cunningham, R.L. .... 1956  
 Curtis, Adam ..... 2010-13

– THE D’s –

Daniels, Joe.....1960-61  
 Danielson, Bryce .....2013-14  
 Davidson, Chris ..... 1996-98  
 Davidson, Mike ..... 1979-80  
 Davis, Bill..... 1950  
 Davis, Chris..... 2002-05  
 Davis, Colton ..... 2013-16  
 Davis, Eddie..... 1972-74  
 Davis, Michael .....2016-18  
 Deal, Mike ..... 1967-69  
 de Graff, Dylan..... 2007-10

Deese, Kyle..... 2011  
 Dellinger, Denny..... 1965  
 Demeree, George.....1985  
 Derosia, Dan..... 1992-94  
 Deweese, Tim..... 1974, '76-78  
 DiFelice, Mark..... 1995-98  
 DiFelice, Matt ..... 1996  
 Dixon, Allen ..... 1959-62  
 Doherty, Rob..... 1990-93  
 Donovan, Al .....1985  
 Dotson, Darron ..... 2011-12  
 Downs, John..... 1968-69  
 Drury, Ken ..... 1960  
 Drye, Maret..... 2024–25  
 DuBard, Danny ..... 1977-79  
 Duke, Harry ..... 1950  
 Dullnig, Cameron..... 2010-11  
 Duncan, Keith .....1982  
 Dunlap, Mike ..... 1984  
 Dunn, Andy..... 1988-91  
 Durand, Taylor .....2014-16

– THE E’s –

Eads, James ..... 1960  
 Ebersole, Keith ..... 1977-78  
 Edens, Dick..... 1950  
 Eddick, Denver ..... 2003-04  
 Edwards, Roddey ..... 1964-67  
 Elder, Dawson..... 2020-23  
 Eldredge, Jim ..... 1984-86  
 Eldridge, Brandon .....2023  
 Ellingburg, Ray .....1958  
 Ellenburg, Jeremy ..... 2003-06  
 Elsesser, Mike..... 1974  
 Eubanks, Tim..... 1980  
 Evans, Jim ..... 1950

– THE F’s –

Fairey, Clint..... 1986-89  
 Fann, Waldo.....1942  
 Feimster, Emmett ..... 1950-52  
 Feimster, Tim ..... 1981  
 Feilds, McCauley, Jr..... 1959  
 Ferreras, Pascanel..... 2021-23  
 Ferrell, Kramer ..... 2015-16  
 Fishel, Gary..... 1972-75  
 Fisher, Chip..... 1983, '85-87  
 Fisher, Harry ..... 1956  
 Fogleman, Craig .....1967  
 Foley, Dan..... 2001-02  
 Fonville, Charlie..... 1981-84  
 Ford, Carson..... 2020  
 Ford, Lynn..... 1967-68  
 Foster, John ..... 1950-53  
 Foster, Ryan..... 2000-03  
 Foster, Seth ..... 2000-03  
 Fowler, Tony ..... 1974-75  
 Fox, Buddy..... 1974-77  
 Fox, Dale..... 1972-75  
 Franklin, Zach..... 2018-22  
 Fraser, Joe..... 1965-67  
 Frazier, Morgan ..... 1999-2000  
 Frazier, Will ..... 2012-13

Fricks, Bo ..... 2018  
**FRIESE, HAYDEN..... 2023–**  
 Frye, Revis..... 1940-41  
 Fugate, James .....1953  
 Fulbright, Brent ..... 1988-89  
**FULLER, KADEN..... 2025–**  
 Fulmer, Mark..... 1973  
 Fussell, T.J. .... 2014

– THE G’s –

Gabrielian, Aaron .....2006  
 Gaines, Jerry ..... 1975  
 Galloway, Grady .....1938  
 Gambill, Mike..... 1972  
 Game, Bobby..... 1957-58  
 Garcia, Carlos ..... 2003  
 Gary, Alex ..... 2002-03  
 Gay, Scott ..... 1983-85  
 Gayle, Ted..... 1949-50  
 Gaylor, Fred ..... 1942  
 Geiger, Jim ..... 1983-84  
 Gheen, Tom ..... 1941-42  
 Gibson, Sam ..... 1942, '48-49  
 Giles, Kelly..... 1989-90  
 Gilmore, Bobby..... 1973-76  
 Giunta, Rich ..... 1995  
 Gliance, Bill..... 1950  
 Glover, Glenn..... 1970-73  
 Glymph, Danny ..... 1977  
 Godfrey, Josh ..... 1998  
 Goehrig, Michael ..... 2019-20  
 Goforth, Leonard ..... 1960-63  
 Goldston, Larry ..... 1994-95  
 Goldston, Rod ..... 2000-03  
 Gonzalez, Luis Mario .....1954  
 Goodwin, Larry ..... 1971-72  
 Gordon, Blake..... 2000  
 Gordon, Robbie ..... 1985-88  
 Goulder, Ollie..... 2010  
 Gragg, Luke ..... 2011-14  
 Graham, Jeff..... 1990-91  
 Graham, Joe ..... 1961  
 Grande, Jeff..... 1984-85  
 Grant, Shelton ..... 1988-89  
 Graves, Seth ..... 2020-22  
 Graves, Tommy..... 1996  
 Greene, Jonathan..... 2005-2007  
 Greenwood, Jared..... 2004-05  
 Greer, Brent ..... 2007-09  
 Greeson, Chet ..... 1979-82  
 Gregory, Grey ..... 2005-2006  
 Grieve, Kevin ..... 1998  
 Griffin, Andy..... 1983-84  
 Griffin, Brown ..... 1942  
 Griffin, Odell ..... 1939-40  
 Griffin, Dwight ..... 1950  
 Griffin, U.S. .... 1950  
 Griffith, Reed ..... 1969  
 Grindstaff, Gary..... 1973-76  
 Grogan, John..... 1959  
 Grove, Jim ..... 1970-73  
 Grundy, Phillip ..... 1991-93

Gudger, Frank..... 1940-42  
**GUINThER, GRIFFIN..... 2024-**  
 Gunter, Sam..... 1959  
 Guy, Randy.....1972-75

**- THE H's -**

Haddad, Radley.....2009-10  
 Hager, Rusty.....1978  
 Hailey, Freddie.....1984-87  
 Hall, Ed.....1970  
 Hall, Nate.....2005  
 Hallam, Tim.....2005-06  
 Hamblen, Spenser.....2024-25  
 Hampton, Gray.....1937-40  
 Hamrick, Brad.....1998  
 Hamrick, Jeremy.....2000  
 Hannon, Bill.....1968  
 Hansil, John.....1951-54  
 Harbison, Kyle.....2023-24  
 Hardin, Frank.....1950  
 Hare, Ken.....1980, '82-84  
 Hargett, Ron.....1976  
 Harp, Gerald.....1979  
 Harris, Steve.....1998  
 Hartman, Lucas.....2022  
 Harwell, Wayne.....1978-79  
 Hatcher, Preston.....2010-13  
 Hatley, Mitchell.....2006-09  
 Hawk, Derrick.....2003-05  
 Hawkins, Chris.....1984  
 Hawkins, Jerry.....1957-58  
 Haynes, Jason.....2005-08  
 Hayes, Tommy.....1969-71  
 Haynes, Bill.....1962, '64-65  
 Haynes, Leslie.....1959  
 Hearrell, Ryan.....1993  
 Heavner, Bob.....1949-50  
 Heffley, Ross.....2009-12  
 Hennon, Rodney.....1990-93  
 Henley, Landon.....2023  
 Hensley, McKinley.....1942, '48  
 Hensley, Tafton.....2024  
 Henson, Jody.....1992-95  
 Henthorne, Colton.....2018  
 Hicks, Jerry.....1965-66  
 Hicks, Mickey.....1968-71  
 Hicks, Mike.....1973-76  
 Hicks, Robert.....1965-66  
 Hill, David.....1980-83  
 Hilliard, Robert.....1961-63  
 Hilton, Mike.....1990-93  
 Hinson, James.....2022-24  
 Holcomb, Spencer.....2015-18  
 Holcombe, Bobby.....1954-57  
 Holland, Greg.....2005-2007  
 Hollifield, Sonny.....1964, '66  
 Hollow, Dennis.....1983  
 Holloway, Ray.....1958  
 Holshouser, Jeff.....1985  
**HOLTON, MASON..... 2024-**  
 Hooper, Jon.....1989  
 Hooven, Branan.....1989-92  
 Hoover, Rob.....1998-2002  
 Hope, Eddie.....1968-70  
 Hornaday, Tommy.....1950, '53

Horne, Tony.....1993-96  
 House, Brad.....1999-2000  
 Howard, Grady.....1942  
 Howard, Herbert.....1938-41  
 Howard, William.....1942  
 Howell, Charles D.....1952-53  
 Hoyle, Jacob.....2012-15  
 Hudson, Steve.....1981  
 Huie, Brian.....1988-89  
 Huntington, Ron.....1983-86  
**HUNTSBERGER, SHANE..... 2024-**  
 Hurst, Roy.....1992-94  
 Hutchinson, Brian.....1996-98  
 Hutchinson, John.....1952-54  
 Hyatt, David.....1984-86  
 Hyde, Ken.....1965-66  
 Hyde, Nick.....2020-23  
 Hyde, Todd.....1989-90

**- THE I's -**

Ibrahim, Jack.....1957-59  
 Idol, David.....1975-76  
 Ingle, Coby.....2023  
 Ingle, Don.....1979-82  
 Ingram, John.....2007  
 Ivie, Glenn.....1963-66

**- THE J's -**

Jarrett, Bill.....1978  
 Jarvis, George.....1936-38  
 John, Andy.....2006-09  
 Johns, Matt.....2008-11  
 Johnson, Brandon.....2008-11  
 Johnson, Charles.....1952  
 Johnson, Eric.....1997-98  
 Johnson, Greg.....1980-83  
 Johnson, Kenneth.....1949-50  
 Johnson, Tyler.....2006-2007  
 Jolly, Ed.....1964  
 Jones, Chip.....1991  
 Jones, Cody.....2011-14  
**JONES, COLE..... 2023-**  
 Jones, Danny.....1964-67  
 Jones, Jalen.....2019-20  
**JONES, JAYLEN..... 2025-**  
 Jones, Lackie.....1966  
 Jones, Lewis.....1990  
 Jones, Preston.....1959-60  
 Jones, Tom.....1942  
 Jones, Trevor.....2021  
 Josey, Brad.....2002-04  
 Joyce, Lon.....1967-70

**- THE K's -**

Kay, Johnny.....1977-80  
 Kasten, Kasten.....2003  
 Keener, Harold.....1950-51  
 Kendrick, Patrick.....1990-92  
 Keppler, Howard.....1961  
 Ketterman, Zach.....2021-24  
 Keyes, Stewart.....1986-89  
 Kibler, Jon.....2005  
 Kilpatrick, James.....1965  
**KIMBRELL, BRYANT..... 2025-**  
 Kimbrell, Jim.....1965-67  
 Kimel, Jack.....1989-92

Kilmer, Wayne.....2003  
 King, Fred.....1950-51  
 King, Wesley.....1998  
 Kinsey, Mel.....1980-83  
 Kirby, Aaron.....1998-2000  
 Kirby, George.....1955-56  
 Kirkpatrick, Jackson.....2021-23  
 Kirkpatrick, Tyler.....2007-10  
 Klutz, Mike.....1982  
 Knight, John.....1978  
 Koehler, Matthew.....2015-19  
 Koone, Chad.....1998  
 Koone, Chuck.....1997-98  
 Koontz, Chip.....1974-77  
 Kuykendall, Bob.....1954  
 Kuykendall, Jim.....1952-55  
 Kyslinger, Dan.....1992

**- THE L's -**

Lackey, Hal.....1955  
 Lamb, Ed.....1959  
 Landing, Frank.....1976  
**LANGLEY, BRANDON..... 2025-**  
 Langston, Evan.....2025  
 Larrimore, Andrew.....2005-2007  
 Lasher, Ernie.....1974-77  
 Laughridge, Jim.....1971-72  
 Lawrence, David.....1938-41  
 Leagan, Charles.....1941-42  
 LeClair, Keith.....1985-88  
 Ledford, Buddy.....1957  
 Lee, George.....1939-40  
 Leger, Freddy.....1955  
 Leiner, Kenny.....2023  
 Lethcoe, Johnny.....1979  
 Lewis, Tommy.....1954  
 Liles, Nick.....2007-09  
 Lindley, Owen.....1942  
 Linder, Fred.....1952, '55-56  
 Lister, Ted.....1992  
 Lloyd, Bill.....1950  
**LOBS, JOHN..... 2025-**  
 Lockey, Alfred.....1950-51  
 Logan, Ronnie.....1964-65  
 Long, Jason.....1998-2000  
 Long, J.D.....2013-17  
 Lowder, Carson.....2020-24  
 Lowman, Leon.....1950  
 Lundy, Ralph.....1971-72  
**LYDA, JACKSON..... 2025-**  
 Lyman, Scott.....1990-93  
 Lyons, J.C.....2008-09  
 Lytle, Ronnie.....1963

**- THE M's -**

Mabe, Paul.....1982  
 Mabini, Chad.....2016-17  
 Malchesky, Tom.....1988  
 Maney, Johnny.....1965  
 Manis, Mike.....1970  
 Manning, Mike.....1991-94  
 Martin, Adam.....2011-14  
 Martin, Corey.....2006-09  
 Martin, R.J.....1952-53  
 Marvels, Mike.....1979

Mashburn, Cecil.....1957-58  
 Mashburn, Jeff.....1979-82  
 Maska, Bob.....1964-66  
 Massey, Chris.....1994-95  
 Masters, Chris.....2007-09  
 Mathews, Ryan.....2008  
 Matthews, Jimmy.....1956-57  
 Matthews, Zebby.....2020-22  
 Mattocks, Clen.....1980  
 Maxwell, Clark.....1994-97  
 McAvoy, Jeff.....1997  
 McCauley, Wayne.....1971  
 McClure, David.....1981-82  
 McClure, John.....2013-14  
 McConnell, Bud.....1960-61  
 McConnell, Caleb.....2004-06  
 McCormick, John.....2022  
 McCrackine, Travis.....1989  
 McCrary, Charles.....1952-53, '56-57  
 McCraw, Reggie.....1981-84  
 McCullen, Brian.....2004-06  
 McCulloch, Ty.....2019-20  
 McCurry, Ryan.....2000-03  
 McDaniel, Trey.....2005-06  
 McDowell, Brandon.....2002-03, '05-06  
 McGonigal, Paddy.....2022-24  
 McGowan, Mike.....2004  
 McKay, Dave.....1995-98  
 McKenzie, Donald.....1949-50  
 McKinney, Morgan.....2011-14  
 McKinney, Richard.....1951  
 Mehaffey, Zeb.....1957  
 Menhart, Paul.....1988-90  
 Meredith, David.....1940-42  
 Meredith, Horace.....1938-40  
 Michalove, Clint.....1980-81  
 Mikeal, Norris.....1970  
 Milewski, John.....1984-85  
 Miller, Luke.....2003-05  
 Miller, Roger.....1968-70  
 Minacci, Mike.....1991  
 Minero, Donovan.....2001-02  
 Mintz, Doyle.....1958-59, '64  
 Mitchell, Doug.....1980, '82  
 Mitchell, Kevin.....1991-92  
 Mitchell, Jacoby.....2011  
 Mitcham, Joe.....2001  
 Mitschele, Ryan.....2018-21  
 Moebius, Jake.....2016-9  
 Moody, Realus.....1955  
 Moore, Arnold.....1956-57  
 Moore, Chad.....1992-96  
 Moore, Chris.....1996-98  
 Moore, DeWayne.....1967  
 Moore, Greg.....1980-83  
 Moore, Jason.....1995  
 Moore, Robert, Jr.....1964  
 Morgan, Ken.....1961-63  
 Morgan, Leonard.....1967-69  
 Morhardt, Darryl.....1983  
 Morrison, Landon.....2023  
 Mortenson, Gavin.....2021-24  
 Mortland, Davis.....2022  
 Moss, B.C.....1940-42  
 Moss, Kevin.....1995

Mowery, Landon.....2024  
 Moya, Dillon.....2021  
 Murphy, Blake.....2005-08  
**MURRAY, CAMERON..... 2022-**  
 Murray, Lee.....2009  
 Murray, Shannon.....1994  
 Myers, Charlie.....1941  
 Myers, Doug.....2001-02  
 Myers, Jeff.....1991-92  
 Myers, Tony.....1984-87

**- THE N's -**

Nadale, Jon.....2012-13  
 Nail, Brendan.....2015-17  
 Nance, Lee.....1979-80  
 Nanny, Daylan.....2019-21  
 Naylor, Eric.....1989  
 Neary, Austin.....2012-13  
 Needham, Drew.....2021-24  
 Neill, Elmer.....1942  
 Nelloms, Skip.....1985-88  
 Nelson, Matt.....2003  
 Nesbitt, Ray.....1953  
 Newsom, Tim.....1966-69  
 Newton, Robert.....1966-67  
 Nicholson, George.....1954-55  
 Niezen, Jake.....2017-18  
 Nobles, B.J.....2014-17  
 Notaro, Stephen.....2008-11  
 Noteboom, Bryant.....2010-13  
 Null, Jeremy.....2012-14

**- THE O's -**

Obert, Alex.....2002-04  
 Olson, Clair "Ike".....1942, '46  
**OSSIANDER, JOSH..... 2024-25**  
 Osthoff, Glenn.....1984, '86, '88  
 Ottone, Daniel.....2007-10  
 Overbay, Wes.....1999-2000  
 Overcash, Marvin.....1953  
 Oxendine, Herbert.....1938  
 Ozar, Garrett.....2008-09

**- THE P's -**

Page, Bedford.....1950  
 Page, T.J.....2010-11  
 Pardue, James.....1950-52, '56  
 Parker, Frank.....1950-53  
 Parker, Larry.....1962-63  
 Parker, William.....1960-63  
 Parks, Bryson.....2018-22  
 Parks, Wayne.....1977-80  
 Pash, Joe.....1983  
 Patterson, Jack.....1972-74  
 Patton, W.....1938  
 Peek, Bill.....1940  
 Peek, Clyde.....1940-41  
 Pember, David.....1997-98  
 Penland, Doug.....1964  
 Penland, Dustin.....2004  
 Perry, Dennis.....1967  
 Pfeil, Mike.....1971  
 Phillips, Roy.....1938-41  
 Phythyon, James.....1959  
 Pickell, Cannon.....2024-25  
 Piela, Dave.....1988

Pierce, Maynard ..... 1976  
 Pilgrim, Dale ..... 1993-96  
 Plemmons, "Spike" ..... 1938-41  
 Poarch, Mark ..... 1987-90  
 Pope, Brett ..... 2015-17  
 Porter, Brad ..... 1972  
 Posey, Drew ..... 1992-94  
 Powell, Sam ..... 1958  
 Powell, Tyler ..... 2012-15  
 Prater, Will ..... 2018-22  
 Pressley, W. Clyde ..... 1948-50  
 Pressley, James ..... 1952  
 Pressley, Joe ..... 1950  
 Preate, Dylan ..... 2014  
 Price, Benjamin ..... 1941, '47  
 Price, Glenn ..... 1942  
 Price, Hooper ..... 1940-41  
 PRICE, J.D. .... 2022  
 Price, Joseph C. .... 1950, '53-54  
 Price, Matt ..... 1998-2001  
 Pritchard, Stephen ..... 1992-94  
 Pryor, Floyd ..... 1958-60  
 Pryor, Harris ..... 1956-59  
 Pulliam, Guy ..... 1954  
 Pulliam, Rusty ..... 1977  
 Purus, Taylor ..... 2018-19  
 Pusey, Mike ..... 1978  
 Pust, John ..... 1982-85

– THE Q's –

QUARLESS, NOAH ..... 2025–  
 QUINCY, ADAM ..... 2023–

– THE R's –

Radford, Kyle ..... 1980-82  
**RALEIGH, BRODY** ..... 2024–  
 Raleigh, Jim ..... 1964-65  
 Raleigh, Matt ..... 1989-92  
 Raleigh, Todd ..... 1988-91  
 Ramsey, Clint ..... 2002-05  
 Ramsey, Jerry ..... 1972-75  
 Ramshaw, Mike ..... 1989  
 Ray, Jim ..... 1959-62  
 Ray, Phillip ..... 1941  
 Rech, Cody ..... 2021-23  
 Rector, Cody ..... 2022  
 Reed, Jerry ..... 1974-77  
 Reese, Bob ..... 1941  
 Reeser, Mark ..... 1976-79  
 Reid, Andy ..... 1985-86  
 Reid, Eddie ..... 1962  
**REID, JACKSON** ..... 2024  
 Reinicker, Jim ..... 1978-80, '82  
 Repass, Bill ..... 1978  
 Rexrode, Kevin ..... 1994-95  
**REVIS, DUSTY** ..... 2024–  
 Rhinehart, Bill ..... 1962-64  
 Rhinehart, Joe ..... 1957  
 Rhodes, Raymond ..... 1941-42  
 Rhodes, Max ..... 1950, '52, '54-55  
 Rhoney, Ben ..... 2000-2001  
 Rhyme, Gary ..... 1973-75  
 Rice, Jerry ..... 1942, '47  
 Rich, Brian ..... 1985  
 Rickman, Andy ..... 1984-87

Ridings, Julian ..... 2011-13  
 Rieger, Eddie ..... 1987  
 Riesselmann, Kyle ..... 2023-24  
 Rigsby, Bill, Jr. .... 1954  
 Riley, Pat ..... 1985-86  
 Roane, Michael ..... 2001  
 Roberts, Mike ..... 1976  
 Robertson, Ralph ..... 1948  
 Robertson, Russell ..... 2008-10  
 Robertson, Shelby ..... 1938  
 Robinson, Andrew ..... 2017-20  
 Robinson, Caleb ..... 2015-18  
 Robinson, David Riley McCullough Ray  
 1980-83  
 Robinson, Edgar ..... 1968-69  
 Robinson, J.J. .... 1983  
 Robinson, Jay ..... 1980  
 Robinson, Luke ..... 2017-21  
 Rogers, Clarence ..... 1962-64, '66  
 Rogers, Darryl ..... 1984-87  
 Rogers, Mitch ..... 2019  
 Rogers, Ronald ..... 1950-53  
 Rollison, Reid ..... 2007-09  
 Roper, Todd ..... 2001-04  
 Rowley, Chris ..... 1994-97  
 Royal, Phillip ..... 1959  
 Rudder, Robert ..... 1999-2000  
 Rushing, Scott ..... 1986-87  
 Rynders, Chris ..... 1996-97

– THE S's –

Saberhagen, Drew ..... 2007-08  
 Sammons, Bryan ..... 2014-17  
 Sandefur, Taylor ..... 2010-13  
 Santarelli, Cal ..... 1980  
 Saunders, John ..... 1953  
 Schade, Ryan ..... 2000-02  
 Schepel, Matt ..... 2022-23  
 Schneider, Danny ..... 2013-15  
 Schreiber, Stan ..... 1978-79  
 Schultz, Austin ..... 2010-11  
 Scott, Fred ..... 1958  
 Seawright, Bobby ..... 1957-58  
 Sellers, Joe Jack ..... 1992-95  
 Sells, Danny ..... 1958-61  
 Selzer, Thomas ..... 1949-52  
 Senn, Richie ..... 1987-90  
 Sey, Bob ..... 1954  
 Sexton, Tyler ..... 2006-08  
 Shaft, Barrett ..... 2005-08  
 Shamel, Herman ..... 1954  
 Shamp, Gary ..... 1984-87  
 Sherrill, Alex ..... 1952-53  
 Sherrill, Dwight ..... 1952-57  
 Sherrill, Jeff ..... 1985-87  
 Short, Jack ..... 1953-55  
 Shuford, Albert ..... 1941-45  
 Shumate, Keith ..... 1986-88  
 Sidoti, Christian ..... 2021  
 Sigmon, Brian ..... 2001-04  
 Sikes, Corey ..... 2015-18  
 Sikes, Yates ..... 2025  
 Silver, Jack ..... 1942  
 Simms, Terry ..... 1976  
 Simpson, R. Ray ..... 1940-41  
 Sims, Dale ..... 1976-78

Sims, Randy ..... 1979-82  
 Singleton, Dick ..... 1954  
 Sinicki, Tim ..... 1987-88  
 Sisk, Jan ..... 1954  
 Skinner, Jeff ..... 2001  
 Slaughter, Jackie ..... 1984-87  
 Sluder, Bob ..... 1950-53  
 Sluder, Jeremy ..... 2010-12  
 Smathers, Noland ..... 1968-71  
**SMITH, ELIJAH** ..... 2024–  
 Smith, Jason ..... 2014-16  
 Smith, Jordan ..... 2011-14  
 Smith, Keith ..... 1984-86  
 Smith, Kenny ..... 2003-2007  
 Smith, Macon ..... 2011  
 Smith, Matt ..... 2014-17  
 Smith, Mick ..... 1964  
 Smith, Phil ..... 1956  
 Smith, Scotty ..... 1962-65  
 Smith, Tommy ..... 1973-74  
 Smithwick, Austin ..... 1997-2000  
 Snorres, Chris ..... 1993  
 Snyder, Jack ..... 2019-21  
 Snyder, Terry ..... 1974  
 Souther, Ray ..... 1968-69  
 Spady, Jack ..... 1959, '61, '63  
 Sparks, Justin ..... 2017-19  
 Spiess, Dykota ..... 2011-14  
**SPEES, TROY** ..... 2025–  
 Spyke, Jack ..... 2023–25  
 Stadler, Lin ..... 1980-83  
 Stallings, Charles ..... 1950-51, '56-57  
**STANLEY, WYATT** ..... 2025–  
 Starkes, Jordan ..... 2022-23  
 Stein, Andy ..... 1988  
 Stephens, Austin ..... 2022  
 Stevens, Jeff ..... 1986-89  
 Stewart, Jerry ..... 1965  
 Stewart, Jimmy ..... 1972-75  
 Stewart, Kyle ..... 2009-11  
 Stillwell, Matt ..... 1995-98  
 Stocum, Nate ..... 2021-24  
 Stoudenmire, Jim ..... 1976  
 Strausbaugh, Steven ..... 2005-2007  
 Striker, Marc ..... 1991-94  
 Strong, Bradley ..... 2012-15  
 Strong, Reece ..... 2013-16  
 Stroud, Aaron ..... 1950-52  
 Sudderth, Troy ..... 1982-83  
 Sullivan, Jason ..... 2009-10  
 Suttles, Donnie ..... 1996-98  
 Suttles, Pierce ..... 2015-17  
 Sutton, Corey ..... 2007  
 Suzuki, Nobu ..... 2016-17  
 Swartzel, Ronnie ..... 1954-57  
 Szikszai, Jeff ..... 1996-98

– THE T's –

Tanner, Ronnie ..... 1971  
 Tate, Phil ..... 1963-65  
 Tatham, Bergin ..... 1972-74  
 Tavernier, Mike ..... 2008-09  
 Taylor, Brad ..... 1990  
 Taylor, Guy ..... 1956-58  
 Taylor, Ricky ..... 1994  
 Teague, Garnett ..... 1966

Teague, Marshall ..... 1949-50  
 Tebo, Brian ..... 1983-86  
 Teeter, James ..... 1959  
 Tesh, Rodney ..... 1988-91  
 Tharpe, Danny ..... 1963-64  
 Therrian, Blake ..... 2018-19  
 Thomas, Dakotah ..... 2011  
 Thomas, Charles ..... 1998-2000  
 Thomas, Mike ..... 1989-91  
 Thompson, Ed ..... 1967-70  
 Thompson, Jim ..... 1966-69  
 Thornburg, Brock ..... 2006-2007  
 Thrasher, Matt ..... 1980-83  
 Tidick, Mike ..... 1990-94  
 Tiger, Matt ..... 1996-97  
 Tilley, Charles ..... 1942  
 Todd, Jonathan ..... 2023-24  
 Tolbert, Alex ..... 1994-97  
 Tolleson, Wayne ..... 1975-78  
 Tomberlin, Hugh ..... 1937-39  
 Torres, Angel ..... 2020  
 Torres, Chris ..... 1999-2000  
 Torres, Nick ..... 2023  
 Towery, Mike ..... 1979  
 Treadway, Phillip ..... 2011  
 Treadway, Wes ..... 1984  
 Tupper, Bryan ..... 2005-06  
 Turner, Alfred ..... 1984-85  
**TURNER, TRENT** ..... 2024–  
 Turnrose, Erik ..... 1996-98  
 Tuttle, Larry ..... 1954-56  
 Tweedie, Brad ..... 1991-93  
 Tyndall, Davis ..... 2019-22

– THE U's –

Urey, Max ..... 1957  
 Urquhart Jr., Dale ..... 2012-14  
 Ussery, Ira ..... 1952-53  
 Uzdilla, Doug ..... 1987-90

– THE V's –

Valley, Tom ..... 1983  
 Vestal, Randy ..... 1985  
 Visconti, Dante ..... 2023-24  
 Volpe, Gary ..... 1986-89  
 Volrath, Ray ..... 1954, '57-58  
 Vranesic, Joe ..... 2019

– THE W's –

Waddell, Ken ..... 1960  
 Waddell, Scott ..... 1988  
 Wagoner, Mike ..... 1977  
 Walker, Charles ..... 1960-62  
 Wall, Ronnie ..... 1968-71  
 Wallace, Herb ..... 1989  
 Wallen, J.C. .... 1961  
 Wallington, Eric ..... 2019-23  
 Walsh, Daniel ..... 2020-22  
 Walter, Chase ..... 2018-20  
 Wands, Charlie ..... 1998-2000  
 Ward, Carl ..... 1950  
 Ward, Frankie ..... 1997-98  
 Ward, Heath ..... 1990  
 Ward, Larry ..... 1978  
 Ward, Scott ..... 2006-2007  
 Ware, Joe ..... 1952-55

– THE Y's –

York, Phillip ..... 1950  
 Youmans, Kirk ..... 1979  
 Young, Ronnie ..... 1962, '64-65  
 Yount, Ron ..... 1971  
 Yarbrough, Jeff ..... 1979

– THE Z's –

Zollman, Brandon ..... 2004-05

**CATAMOUNTSPORTS.COM // WESTERN CAROLINA – IN THE MAJOR LEAGUE DRAFT / FREE AGENTS**


YEAR	PLAYER	DRAFTED / SIGNED BY	RND	OVERALL PICK
2025	Dusty Revis	Seattle Mariners	11	332
	Brayden Corn	Seattle Mariners	15	452
	Cannon Pickell	Miami Marlins	20	588
	Hayden Friese	Atlanta Braves	20	607
2024	Jonathan Todd	Toronto Blue Jays	15	457
2023	Pascanel Ferreras	Houston Astros	20	614
2022	Zebby Matthews	Minnesota Twins	8	234
2021	Justice Bigbie	Detroit Tigers	19	555
	Jack Snyder	Tampa Bay Rays	–	Free Agent
2020	Chase Walter	San Diego Padres	–	Free Agent
2019	Matthew Koehler	Oakland Athletics	31	944
	Chase Walter	Los Angeles Angels	32	961
2017	Bryan Sammons	Minnesota Twins	8	226
	Brett Pope	Pittsburgh Pirates	22	658
	Korey Anderson	San Diego Padres	–	Free Agent
	Brendan Nail	Boston Red Sox	–	Free Agent
2016	Garrett Brown	Pittsburgh Pirates	23	705
	Colton Davis	Minnesota Twins	25	753
	Bryson Bowman	New York Yankees	33	998
2015	Bradley Strong	Chicago White Sox	28	832
2014	Adam Martin	Seattle Mariners	10	291
	Jeremy Null	Chicago Cubs	15	439
	Aaron Attaway	Toronto Blue Jays	20	594
	Jordan Smith	Detroit Tigers	–	Free Agent
2013	Julian Ridings	Tampa Bay Rays	18	548
	Tyler White	Houston Astros	33	977
2012	Ross Heffley	Atlanta Braves	18	569
2011	Kyle Deese	St. Louis Cardinals	23	710
	Matt Benedict	Pittsburgh Pirates	30	902
2010	Daniel Ottone	San Diego Padres	33	994
2009	Nick Liles	San Francisco Giants	7	207
	Chris Masters	Atlanta Braves	11	328
	Brent Greer	Arizona Diamondbacks	14	426
	Corey Martin	Chicago Cubs	27	830
2008	Tyler Sexton	Baltimore Orioles	31	926
	Blake Murphy	St. Louis Cardinals	42	1265
2007	Jonathan Greene	Texas Rangers	8	260
	Greg Holland \$	Kansas City Royals	10	306
	Kenny Smith	Texas Rangers	20	620
	Steven Strausbaugh	New York Yankees	37	1135
	Blake Murphy	Chicago Cubs	50	1435
2006	Brian McCullen	Pittsburgh Pirates	38	1130
2005	Jared Greenwood	New York Yankees	–	Free Agent
2003	Ryan Basner	Atlanta Braves	7	217
	Todd Buchanan	Arizona Diamondbacks	13	396
	Alan Beck	Baltimore Orioles	16	464
	Ryan Schade	Florida Marlins	–	Free Agent
2002	Jared Burton \$	Oakland A's	8	248
2001	Matt Price	Milwaukee Brewers	–	Free Agent
2000	Charles Thomas \$	Atlanta Braves	19	580
1999	Eric Johnson	Cleveland Indians	3	107
	David Pember \$	Milwaukee Brewers	8	244
	Chris Moore	Colorado Rockies	11	340
1998	Chris Davidson	Baltimore Orioles	4	129
	Mark DiFelice \$	Colorado Rockies	15	450
	Donnie Suttles	Cleveland Indians	12	363
	Jeff Sziksai	New York Yankees	22	662
	Brian Hutchinson	Toronto Blue Jays	40	1191
	Chuck Koone	Baltimore Orioles	NA	
1997	Alex Tolbert	Pittsburgh Pirates	22	662
1996	Eric Whitson	Tampa Bay Devil Rays	N/A	

YEAR	PLAYER	DRAFTED / SIGNED BY	RND	OVERALL PICK
1994	Jason Beverlin \$	Oakland Athletics	4	93
	Stephen Pritchard	Milwaukee Brewers	22	599
	Mike Tidick	Chicago White Sox	47	1299
	Roy Hurst	Chicago Cubs	N/A	–
	Mike Manning	Texas Rangers	N/A	–
1993	Brad Tweedlie	Cincinnati Reds	3	92
	Phillip Grundy	Kansas City Royals	4	105
1992	Dan Kysliger	Milwaukee Brewers	5	136
	Matt Raleigh	Montreal Expos	14	379
	Jack Kimel	Texas Rangers	32	902
	Patrick Kendrick	Chicago Cubs	N/A	–
1991	Kevin Bellomo	San Francisco Giants	56	1406
	Todd Raleigh	Boston Red Sox		Free Agent
1990	Paul Menhart \$	Toronto Blue Jays	8	225
	Grant Brittain	Atlanta Braves		Free Agent
1989	Jeff Stevens	Cleveland Indians	–	–
1988	Tom Malchesky	St. Louis Cardinals	12	314
	Skip Nelloms	New York Yankees	22	573
	Dave Piel	Atlanta Braves	54	1296
	Keith LeClair	Atlanta Braves	–	Free Agent
1987	Freddie Hailey	New York Yankees	19	496
	Andy Rickman	Cincinnati Reds	N/A	
1986	Ron Huntington	Atlanta Braves	39	486
	Keith Smith	Atlanta Braves	N/A	
1985	Scott Gay	New York Yankees	4	103
	John Pust	New York Mets	–	Free Agent
1984	Charlie Fonville	Seattle Mariners	38	796
	John Pust	Cleveland Indians	43	820
1983	David Hill	Seattle Mariners	N/A	–
1982	Kyle Carson	Seattle Mariners	N/A	–
1980	Willie Carpenter	Texas Rangers	N/A	–
1979	Rick Adair #	Seattle Mariners	3	53
1978	Wayne Tolleson \$	Texas Rangers	8	202
	Keith Ebersole	Chicago Cubs	N/A	–
1977	Wayne Tolleson	Pittsburgh Pirates	12	304
	Jerry Reed \$	Philadelphia Phillies	22	559
1976	Mike Hicks	Texas Rangers	N/A	–
	Flip Watson	Texas Rangers	N/A	–
1975	Jerry Gaines	Texas Rangers	N/A	–
1973	Don Bright	Texas Rangers	N/A	–
1972	Jim Grove	Texas Rangers	N/A	–
1971	Tommy Hayes	Chicago White Sox	N/A	–
	Wayne McCauley	Washington Senators	N/A	–
1969	Jim Thompson	St. Louis Cardinals	N/A	–
1967	Roddy Edwards	Washington Senators	N/A	–

\$ – Denotes player played on a major league club  
# – Pitching coach with Cleveland from 1991-93, Detroit from 1996-2000, Atlanta from 2001-03; and Seattle



**PASCANEL FERRERAS**



**JUSTICE BIGBIE**

**WESTERN CAROLINA IN THE INDEPENDENT LEAGUES:**

YEAR	PLAYER	SIGNED BY	LEAGUE
2024	Bryson Parks	New Jersey Jackals	Frontier
2023	Will Prater	Schaumburg (IL) Boomers	Frontier
2022	Jacob Corn	Sussex County (NJ) Miners	Can Am
2021	Jack Snyder	Schaumburg (IL) Boomers	Frontier
	Jason Sullivan	Kalamazoo (MI) Kodiaks	Frontier
2019	Taylor Purus	River City (MO) Rascals	Frontier
2013	Preston Hatcher	Schaumburg (IL) Boomers	Frontier
2012	Andrew Chilcoat	London (CANADA) Rippers/Road Warriors	Frontier
		Windy City (IL) ThunderBolts	Frontier
2013	Jason Sullivan	Gateway (IL) Grizzlies	Frontier
		Joliet (IL) Slammers	Frontier
2012	Jason Sullivan	River City (MO) Rascals	Frontier
2011	Andrew Chilcoat	Florence (KY) Freedom	Frontier
1998	Martin Barrow	Kalamazoo (MI) Kodiaks	Frontier

**WESTERN CAROLINA'S ALL-TIME DRAFT PICKS – BY MLB TEAM:**

<b>ARIZONA DIAMONDBACKS (2):</b>	<b>MONTREAL EXPOS (1):</b>
Brent Greer ..... 14 .....2009	Matt Raleigh..... 14 .....1992
Todd Buchanan ..... 13 .....2003	
<b>ATLANTA BRAVES (7):</b>	<b>NEW YORK YANKEES (6):</b>
Hayden Frieze..... 20 .....2025	Bryson Bowman..... 33 .....2016
Ross Heffley ..... 18 .....2012	Steven Strausbaugh.....37 ..... 2007
Chris Masters ..... 11 ..... 2009	Jeff Szikszai..... 22 .....1998
Ryan Basner..... 7 .....2003	Skip Nelloms..... 22 .....1988
Charles Thomas..... 19 .....2000	Freddie Hailey ..... 19 .....1987
Dave Piel..... 54 .....1988	Scott Gay..... 4 .....1985
Ron Huntington..... 39 .....1986	
<b>BALTIMORE ORIOLES (3):</b>	<b>OAKLAND ATHLETICS (3):</b>
Tyler Sexton ..... 31 .....2008	Matthew Koehler ..... 31 .....2019
Alan Beck..... 16 .....2003	Jared Burton ..... 8 .....2002
Chris Davidson..... 4 .....1998	Jason Beverlin ..... 4 .....1994
<b>CHICAGO CUBS (3):</b>	<b>PITTSBURGH PIRATES (6):</b>
Jeremy Null ..... 28 .....2015	Brett Pope ..... 22 .....2017
Corey Martin ..... 27 ..... 2009	Garrett Brown ..... 23 .....2016
Blake Murphy * ..... 50 .....2007	Matt Benedict ..... 30 ..... 2011
	Brian McCullen.....38 .....2006
<b>CHICAGO WHITE SOX (2):</b>	Alex Tolbert..... 22 .....1997
Bradley Strong ..... 28 .....2015	Wayne Tolleson * .....12 ..... 1977
Mike Tidick..... 47 .....1994	
<b>CINCINNATI REDS (1):</b>	<b>PHILADELPHIA PHILLIES (1):</b>
Brad Tweedie..... 3 .....1993	Jerry Reed..... 22 ..... 1977
<b>CLEVELAND INDIANS (3):</b>	<b>SAN DIEGO PADRES (1):</b>
Eric Johnson ..... 3 .....1999	Daniel Ottone..... 33 .....2010
Donnie Suttles ..... 12 .....1998	
John Pust ..... 43 .....1984	<b>SAN FRANCISCO GIANTS (2):</b>
	Nick Liles..... 7 ..... 2009
<b>COLORADO ROCKIES (2):</b>	Kevin Bellomo..... 56 ..... 1991
Chris Moore ..... 11 .....1999	
Mark DiFelice..... 15 .....1998	<b>SEATTLE MARINERS (5):</b>
<b>DETROIT TIGERS (1):</b>	Dusty Revis ..... 11 .....2025
Justice Bigbie ..... 19 .....2021	Brayden Corn..... 15 .....2025
	Adam Martin ..... 10 .....2014
<b>HOUSTON ASTROS (2):</b>	Charlie Fonville.....38 .....1984
Tyler White ..... 33 .....2013	Rick Adair..... 3 .....1979
Pascanel Ferreras..... 20 .....2023	
<b>KANSAS CITY ROYALS (2):</b>	<b>ST. LOUIS CARDINALS (3):</b>
Greg Holland..... 10 .....2007	Kyle Deese..... 23 ..... 2011
Phillip Grundy..... 4 .....1993	Blake Murphy.....42 .....2008
<b>LOS ANGELES ANGELS (1):</b>	Tom Malchesky ..... 12 .....1988
Chase Walter..... 32 .....2019	
<b>MIAMI MARLINS (1):</b>	<b>TAMPA BAY RAYS (1):</b>
Cannon Pickell..... 20 .....2025	Julian Ridings..... 18 .....2013
<b>MILWAUKEE BREWERS (3):</b>	<b>TEXAS RANGERS (4):</b>
David Pember ..... 8 .....1999	Jonathan Greene ..... 8 .....2007
Stephen Pritchard..... 22 .....1994	Kenny Smith ..... 20 .....2007
Dan Kyslinger ..... 5 .....1992	Jack Kimel..... 32 .....1992
	Wayne Tolleson * ..... 8 ..... 1978
<b>MINNESOTA TWINS (3):</b>	<b>TORONTO BLUE JAYS (4):</b>
Zebby Matthews ..... 8 .....2022	Jonathan Todd ..... 15 .....2024
Bryan Sammons..... 8 .....2017	Aaron Attaway ..... 20 .....2014
Colton Davis..... 25 .....2016	Brian Hutchinson ..... 40 .....1998
	Paul Menhart..... 8 .....1990

**CATAMOUNTS WITH MINOR LEAGUE TEAMS:**



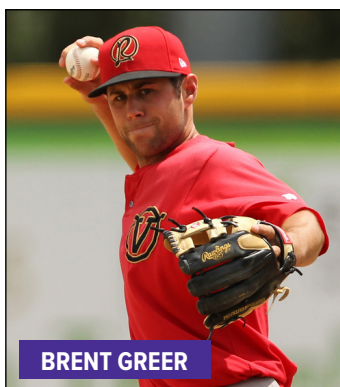
**MARK DIFELICE**



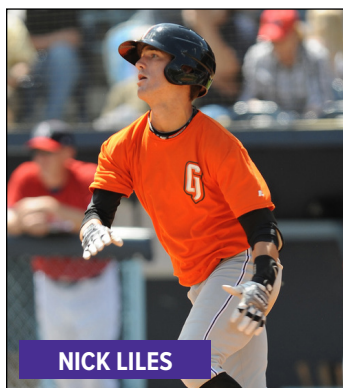
**JONATHAN GREENE**



**TYLER SEXTON**



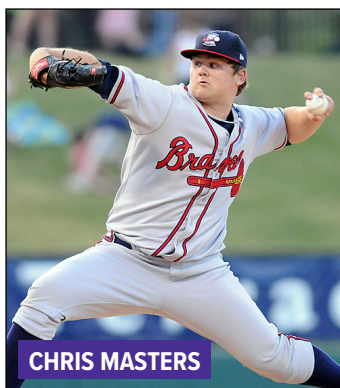
**BRENT GREER**



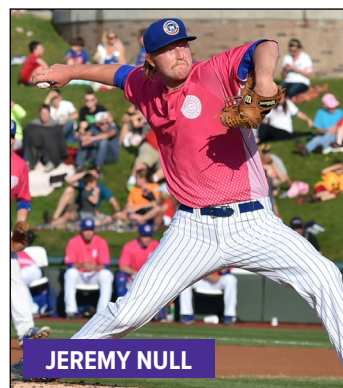
**NICK LILES**



**COREY MARTIN**



**CHRIS MASTERS**



**JEREMY NULL**

**FORMER CATAMOUNTS THAT PLAYED ON MAJOR LEAGUE CLUBS:**

<b>ARIZONA DIAMONDBACKS:</b> Greg Holland.....2019	<b>MILWAUKEE BREWERS:</b> David Pember.....2002 Mark DiFelice.....2008-09
<b>ATLANTA BRAVES:</b> Charles Thomas.....2004	<b>MINNESOTA TWINS:</b> Jared Burton.....2012-14 Zebby Matthews.....2024-25
<b>BOSTON RED SOX:</b> Jerry Reed.....1990	<b>NEW YORK YANKEES:</b> Wayne Tolleson.....1986-90
<b>CHICAGO WHITE SOX:</b> Wayne Tolleson.....1986	<b>OAKLAND ATHLETICS:</b> Charles Thomas.....2005
<b>CINCINNATI REDS:</b> Jared Burton.....2007-10	<b>PHILADELPHIA PHILLIES:</b> Jerry Reed.....1981-82
<b>CLEVELAND INDIANS:</b> Jerry Reed.....1982-85 Jason Beverlin.....2002	<b>SAN DIEGO PADRES:</b> Paul Menhart.....1997
<b>COLORADO ROCKIES:</b> Greg Holland.....2017	<b>SEATTLE MARINERS:</b> Paul Menhart.....1996 Jerry Reed.....1986-90
<b>DETROIT TIGERS:</b> Jason Beverlin.....2002 Bryan Sammons.....2024	<b>ST. LOUIS CARDINALS:</b> Greg Holland.....2018
<b>HOUSTON ASTROS:</b> Tyler White.....2016-19	<b>TEXAS RANGERS:</b> Wayne Tolleson.....1981-85 Greg Holland.....2022
<b>KANSAS CITY ROYALS:</b> Greg Holland.....2010-15; 2020-21	<b>TORONTO BLUE JAYS:</b> Paul Menhart.....1995
<b>LOS ANGELES DODGERS:</b> Tyler White.....2019	<b>WASHINGTON NATIONALS:</b> Greg Holland.....2018

**MARK DIFELICE**

Major League Debut: With Milwaukee on May 18, 2008 vs. Boston Red Sox

**MAJOR LEAGUE CAREER STATISTICS:**

Year	Team	W-L	ERA	G	GS	CG	SHO	Sv	IP	H	R	ER	BB	SO
2008	Brewers	1-0	2.84	15	0	0	0	0	19.0	17	7	6	4	20
2009	Brewers	4-1	3.66	59	0	0	0	0	51.2	49	21	21	15	48
2011	Brewers	0-0	12.00	3	0	0	0	0	3.0	3	4	4	2	3
<b>TOTALS</b>		<b>5-1</b>	<b>3.79</b>	<b>77</b>	<b>0</b>	<b>0</b>	<b>0</b>	<b>0</b>	<b>73.2</b>	<b>69</b>	<b>32</b>	<b>31</b>	<b>21</b>	<b>71</b>

**GREG HOLLAND**

Major League Debut: With Kansas City on August 2, 2010 at Oakland Athletics

**MAJOR LEAGUE CAREER STATISTICS:**

Year	Team	W-L	ERA	G	GS	CG	SHO	Sv	IP	H	R	ER	BB	SO
2010	Royals	0-1	6.75	15	0	0	0	0	18.2	23	15	14	8	23
2011	Royals	5-1	1.80	46	0	0	0	4	60.0	37	13	12	19	74
2012	Royals	7-4	2.96	67	0	0	0	16	67.0	58	22	22	34	91
2013	Royals	2-1	1.21	68	0	0	0	47	67.0	40	11	9	18	103
2014	Royals	1-3	1.44	65	0	0	0	46	62.1	37	13	10	20	90
2015	Royals	3-2	3.83	48	0	0	0	32	44.2	39	20	19	26	49
2017	Rockies	3-6	3.61	61	0	0	0	41	57.1	40	24	23	26	70
2018	Cardinals	0-2	7.92	32	0	0	0	0	25.0	34	28	22	22	22
	Nationals	1-0	0.84	24	0	0	0	3	21.1	7	3	3	10	25
2019	D-backs	1-2	4.54	40	0	0	0	17	35.2	25	18	18	24	41
2020	Royals	3-0	1.91	28	0	0	0	6	28.1	20	8	6	7	31
2021	Royals	3-5	4.85	57	0	0	0	8	55.2	49	32	30	26	53
2022	Rangers	0-1	7.71	5	0	0	0	0	4.2	6	5	4	1	5
<b>TOTALS</b>		<b>30-28</b>	<b>3.14</b>	<b>556</b>	<b>0</b>	<b>0</b>	<b>0</b>	<b>252</b>	<b>547.2</b>	<b>417</b>	<b>211</b>	<b>191</b>	<b>241</b>	<b>677</b>



**GREG HOLLAND**

**ZEBBY MATTHEWS**

Major League Debut: With Minnesota on Aug. 14, 2024 vs. Kansas City Royals

**MAJOR LEAGUE CAREER STATISTICS:**

Year	Team	W-L	ERA	G	GS	CG	SHO	Sv	IP	H	R	ER	BB	SO
2024	Twins	1-4	6.69	9	9	0	0	0	37.2	51	31	28	11	43
2025	Twins													
<b>TOTALS</b>		<b>1-4</b>	<b>6.69</b>	<b>9</b>	<b>9</b>	<b>0</b>	<b>0</b>	<b>0</b>	<b>37.2</b>	<b>51</b>	<b>31</b>	<b>28</b>	<b>11</b>	<b>43</b>

**PAUL MENHART**

Major League Debut: With Toronto on April 27, 1995 vs. the Oakland Athletics

**MAJOR LEAGUE CAREER STATISTICS:**

Year	Team	W-L	ERA	G	GS	CG	SHO	Sv	IP	H	R	ER	BB	SO
1995	Blue Jays	1-4	4.92	21	9	1	0	0	78.2	72	49	43	47	50
1996	Mariners	2-2	7.29	11	6	0	0	0	42.0	55	36	34	25	18
1997	Padres	2-3	4.70	9	8	0	0	0	44.0	42	23	23	13	22
<b>TOTALS</b>		<b>5-9</b>	<b>5.47</b>	<b>41</b>	<b>23</b>	<b>7</b>	<b>0</b>	<b>0</b>	<b>164.2</b>	<b>169</b>	<b>108</b>	<b>100</b>	<b>85</b>	<b>90</b>

**DAVID PEMBER**

Major League Debut: With Milwaukee on Sept. 3, 2002 at Chicago Cubs

**MAJOR LEAGUE CAREER STATISTICS:**

Year	Team	W-L	ERA	G	GS	CG	SHO	Sv	IP	H	R	ER	BB	SO
2002	Brewers	0-1	5.19	4	0	0	0	0	8.2	7	6	5	6	5
<b>TOTALS</b>		<b>0-1</b>	<b>5.19</b>	<b>4</b>	<b>0</b>	<b>0</b>	<b>0</b>	<b>0</b>	<b>8.2</b>	<b>7</b>	<b>6</b>	<b>5</b>	<b>6</b>	<b>5</b>

**JASON BEVERLIN**

Major League Debut: With Cleveland on July 29, 2002 at Oakland Athletics

**MAJOR LEAGUE CAREER STATISTICS:**

Year	Team	W-L	ERA	G	GS	CG	SHO	Sv	IP	H	R	ER	BB	SO
2002	Indians	0-0	7.36	4	0	0	0	0	7.1	9	7	6	4	9
	Tigers	0-3	9.49	7	3	0	0	0	12.1	18	15	13	5	7
<b>TOTALS</b>		<b>0-3</b>	<b>8.69</b>	<b>11</b>	<b>3</b>	<b>0</b>	<b>0</b>	<b>0</b>	<b>19.2</b>	<b>27</b>	<b>22</b>	<b>19</b>	<b>9</b>	<b>16</b>

**JARED BURTON**

Was a Rule 5 Draft Pick by Cincinnati in 2006

Major League Debut: With Cincinnati on April 4, 2007 vs. Chicago Cubs

**MAJOR LEAGUE CAREER STATISTICS:**

Year	Team	W-L	ERA	G	GS	CG	SHO	Sv	IP	H	R	ER	BB	SO
2007	Reds	4-2	2.51	47	0	0	0	0	43.0	28	15	12	22	36
2008	Reds	5-1	3.22	54	0	0	0	0	58.2	56	24	21	25	58
2009	Reds	1-0	4.40	53	0	0	0	0	59.1	61	30	29	23	45
2010	Reds	0-0	0.00	4	0	0	0	0	3.1	0	0	0	0	1
2011	Reds	0-0	3.86	6	0	0	0	0	4.2	6	2	2	3	3
2012	Twins	3-2	3.68	64	0	0	0	5	62.0	41	21	15	16	55
2013	Twins	2-9	3.82	71	0	0	0	2	66.0	61	29	28	22	61
2014	Twins	3-5	4.36	68	0	0	0	3	64.0	58	34	31	25	46
<b>TOTALS</b>		<b>18-19</b>	<b>3.44</b>	<b>367</b>	<b>0</b>	<b>0</b>	<b>0</b>	<b>10</b>	<b>361.0</b>	<b>311</b>	<b>155</b>	<b>138</b>	<b>136</b>	<b>305</b>



**JARED BURTON**



ZEBBY MATTHEWS

**WAYNE TOLLESON**

Major League Debut: With Texas on Sept. 1, 1981 vs. Toronto Blue Jays

MAJOR LEAGUE CAREER STATISTICS:

Year	Team	G	AVG	AB	R	H	2B	3B	HR	RBI	TB	BB	SO	SB-SBA
1981	Rangers	14	.167	24	6	4	0	0	0	1	4	7	5	2-2
1982	Rangers	38	.114	70	6	8	1	0	0	2	9	5	14	1-2
1983	Rangers	134	.260	470	64	122	13	2	3	20	148	40	68	33-43
1981	Rangers	118	.213	338	35	72	9	2	0	9	85	27	47	22-26
1985	Rangers	123	.313	323	45	101	9	5	1	18	123	21	46	21-33
1986	White Sox	81	.250	260	39	65	7	3	3	29	87	38	43	13-19
	Yankees	60	.284	215	22	61	9	2	0	14	74	14	33	4-8
1987	Yankees	121	.221	349	48	77	4	0	1	22	84	43	72	5-8
1988	Yankees	21	.254	59	8	15	2	0	0	5	17	8	12	1-1
1989	Yankees	80	.164	140	16	23	5	2	1	9	35	16	23	5-6
1990	Yankees	73	.149	74	12	11	1	1	0	4	14	6	21	1-1
<b>TOTALS</b>		<b>863</b>	<b>.241</b>	<b>2322</b>	<b>301</b>	<b>559</b>	<b>60</b>	<b>17</b>	<b>9</b>	<b>133</b>	<b>680</b>	<b>219</b>	<b>384</b>	<b>108-149</b>

**TYLER WHITE**

Major League Debut: With Houston on April 5, 2016 at New York Yankees

MAJOR LEAGUE CAREER STATISTICS:

Year	Team	G	AVG	AB	R	H	2B	3B	HR	RBI	TB	BB	SO	SB-SBA
2016	Astros	86	.217	249	24	54	16	0	8	28	94	23	65	1-1
2017	Astros	22	.279	61	7	17	6	0	3	10	32	4	16	0-1
2018	Astros	66	.276	210	27	58	12	3	12	42	112	24	49	0-1
2019	Astros	71	.225	218	16	49	14	0	3	21	72	32	74	0-0
	Dodgers	12	.045	22	2	1	0	0	0	2	1	4	4	0-0
<b>TOTALS</b>		<b>257</b>	<b>.236</b>	<b>760</b>	<b>76</b>	<b>179</b>	<b>48</b>	<b>3</b>	<b>26</b>	<b>103</b>	<b>311</b>	<b>87</b>	<b>208</b>	<b>1-3</b>



TYLER WHITE

**CHARLES THOMAS**

Major League Debut: With Atlanta on June 23, 2004 at Florida Marlins

MAJOR LEAGUE CAREER STATISTICS:

Year	Team	G	AVG	AB	R	H	2B	3B	HR	RBI	TB	BB	SO	SB-SBA
2004	Braves	83	.288	236	35	68	8	4	7	31	105	21	45	3-4
2005	Athletics	30	.109	46	4	5	0	0	0	1	5	5	8	0-1
<b>TOTALS</b>		<b>113</b>	<b>.259</b>	<b>282</b>	<b>39</b>	<b>73</b>	<b>8</b>	<b>4</b>	<b>7</b>	<b>32</b>	<b>110</b>	<b>26</b>	<b>53</b>	<b>3-5</b>

**JERRY REED**

Major League Debut: With Philadelphia on Sept. 11, 1981 at Pittsburgh Pirates

MAJOR LEAGUE CAREER STATISTICS:

Year	Team	W-L	ERA	G	GS	CG	SHO	Sv	IP	H	R	ER	BB	SO
1981	Phillies	0-1	7.71	4	0	0	0	0	4.2	7	4	4	6	5
1982	Phillies	1-0	5.19	7	0	0	0	0	8.2	11	6	5	3	
	Indians	1-1	3.45	6	1	0	0	0	15.2	15	6	6	3	10
1983	Indians	0-0	7.17	7	0	0	0	0	21.1	26	19	17	9	11
1985	Indians	3-5	4.11	33	5	0	0	8	72.1	67	41	33	19	37
1986	Mariners	4-0	3.12	11	4	0	0	0	34.2	38	13	12	13	16
1987	Mariners	1-2	3.42	39	1	0	0	7	81.2	79	32	31	24	51
1988	Mariners	1-1	3.96	46	0	0	0	1	86.1	82	42	39	33	48
1989	Mariners	7-7	3.19	52	1	0	0	0	101.2	89	44	36	43	50
1990	Mariners	0-1	4.91	4	0	0	0	0	7.1	8	4	4	3	2
	Red Sox	2-1	4.80	29	0	0	0	2	45.0	55	27	24	16	17
<b>TOTALS</b>		<b>20-19</b>	<b>4.82</b>	<b>238</b>	<b>12</b>	<b>0</b>	<b>0</b>	<b>18</b>	<b>479.1</b>	<b>477</b>	<b>238</b>	<b>210</b>	<b>172</b>	<b>248</b>

**BRYAN SAMMONS**

Major League Debut: With Detroit on July 29, 2024 vs. Cleveland Guardians

MAJOR LEAGUE CAREER STATISTICS:

Year	Team	W-L	ERA	G	GS	CG	SHO	Sv	IP	H	R	ER	BB	SO
2024	Tigers	1-1	3.62	6	0	0	0	0	27.1	16	11	11	9	18
<b>TOTALS</b>		<b>1-1</b>	<b>3.62</b>	<b>6</b>	<b>0</b>	<b>0</b>	<b>0</b>	<b>0</b>	<b>27.1</b>	<b>16</b>	<b>11</b>	<b>11</b>	<b>9</b>	<b>18</b>



BRYAN SAMMONS