



WESTERN CAROLINA

2025 CATAMOUNT FOOTBALL | GAME NOTES

FOOTBALL CONTACT: Daniel Hooker /// OFFICE: 828.227.2339 /// CELL: 828.508.2494 /// EMAIL: dhooker@email.wcu.edu

WESTERN CAROLINA ATHLETICS MEDIA RELATIONS /// RAMSEY CENTER – 92 CATAMOUNT ROAD /// @CATAMOUNTS /// CATAMOUNTSPORTS.COM

• CATAMOUNT QUICK FACTS •

Location: Cullowhee, N.C., 28723
..... Pronounced "KULL - oh - whee"
Founded: 1889
Enrollment: 11,845 (Fall 2025)
Nickname: Catamounts
Colors: Purple & Gold
Stadium: E.J. Whitmire Stadium (13,970)
Field: Bob Waters Field (Artificial: Ironturf)
Affiliation: NCAA Div. I – Championship Subdivision (FCS)
Conference: The Southern Conference (SoCon)
Chancellor: Dr. Kelli R. Brown (Toledo, 1982)
Athletics Director: Kyle Pifer (Francis Marion, 1999)
Senior Woman Administrator: Ashleigh Simmons (ULM, 2014)

FOOTBALL HISTORY:

First Year of Football: 1931
Seasons of Football: 91st
All-Time / SoCon Record: 373-544-23 (.409) / 132-202-3 (.396)
NCAA Postseason Appearances (Div. I): 2 (1)
Postseason Record (Div. I): 3-2 (3-1)
Best Finish: 1983 National Finalist (lost 43-7 to So. Illinois)
Last Appearance: 1983
2024 Record: 7-5 (.583) (Home: 4-1 | Away: 3-4)
2024 SoCon Record (Finish): 6-2 (4th) (Home: 4-0 | Away: 2-2)

WCU FOOTBALL COACHING STAFF:

Head Coach: Kerwin Bell (Florida, 1987)
• **Head Coaching Record at WCU:** 26-24 (.520, 5th yr)
• **Overall Record:** 119-66 (.643, 17 yrs)

ASSISTANT COACHES / SUPPORT STAFF

Rylan Wells Offensive Coord. / Recruiting Coord. / QBs
Jerry Odom Defensive Coord.
Kerry Webb Special Teams Coord.
Brian Cochran Assistant Coach / Defensive Line
Kyle Dickey Assistant Coach / Tight Ends
Malik Goodman Assistant Coach / Safeties
Ethan Harris Assistant Coach / Cornerbacks
Corey Headley Assistant Coach / Quarterbacks
Jeremy King Assistant Coach / Offensive Line
Greg McGruder Assistant Coach / Wide Receivers
Rudi Small Assistant Coach / Running Backs
Nick Back Quality Control Coach – Offense (TE)
Jeff Burger Quality Control Coach – Offense (Asst. OL)
Evan Dvorchik Quality Control Coach – Defense (Asst. LB)
Joseph Kieser Quality Control Coach – Special Tms
Cale Matthews Quality Control Coach – Offense (WRs)
Todd Shealy Director of Football Ops
Madelyn Lee Director of Recruiting
Andrew Bates Director of Sports Performance
Steven Honbarger Director of Sports Medicine
Mike Taylor Athletics Equipment Manager

WESTERN CAROLINA MEDIA RELATIONS INFORMATION:

Associate AD/Media Relations (FB Contact): Daniel Hooker
• **Email Address:** dhooker@email.wcu.edu
• **Office / Cell Phone:** (828) 227-2339 / (828) 508-2494
Director of Media Relations (Secondary FB): Greg Hartlage
• **Email Address:** ghartlage@email.wcu.edu
Director of Media Relations: Joshua Ragsdale
• **Email Address:** jragsdale@email.wcu.edu
Director of Video Operations: George Brown
Asst. Director of Video Operations: Roman Uglehus
Football Press Box Phone: (828) 227-2116
Athletics Mailing & Overnight Address: WCU Athletics
92 Catamount Road – Ramsey Center
Cullowhee, N.C. 28723



GAME #6: WESTERN CAROLINA CATAMOUNTS (2-3, 1-0 SoCon) at WOFFORD TERRIERS (0-4, 0-1 SoCon)
Sat., Oct. 4, 2025 • 1:30 p.m. • ESPN+ / Catamount Sports Network • Spartanburg, S.C. • Gibbs Stadium (13,000)

GAME COVERAGE:

BROADCAST:
TV TALENT: Jim Noble, Thom Henson, & Van Hipp
RADIO: Catamount Sports Network
RADIO TALENT: Gary Ayers, Daniel Hooker, & Jeff Bryson
ONLINE AUDIO: CatamountSports.com
TWITTER: @Catamounts, @CatamountsFB
SERIES HISTORY: WCU trails, 18-28 (W–4)
In Spartanburg, SC WCU trails, 6-16 (W–2); MR: W, 28-25 (2023)
In Cullowhee Series tied, 12-12 (W–2); MR: W, 21-17 (2024)



WESTERN CAROLINA CATAMOUNTS

Head Coach: Kerwin Bell
Record at WCU: 26-24, 5th yr
Career Record: 119-66, 17th yr

WOFFORD TERRIERS

Head Coach: Shawn Watson
Record at Wofford: 10-23, 4th yr
Career Record: 21-45, 7th yr

2025 CATAMOUNT FOOTBALL SCHEDULE / RESULTS

DATE	OPPONENT	SITE	TIME/SCORE	TV	NOTES
AUG. 30	GARDNER-WEBB	CULLOWHEE	L, 52-45	ESPN+	WCU led 35-7, but Catamounts outscored 24-3 in 4th; 1-4 in openers under Bell
Sept. 6	at Wake Forest	Winston-Salem, N.C.	L, 42-10	ACCNX	Wake RB Claiborne impressive with 3 TDs rushing; 2 lengthy weather delays
SEPT. 13	ELON	CULLOWHEE	L, 37-31	ESPN+	Elon scores late TD to escape with 37-31 victory; Tyre & Dutton combined 4 TDs
SEPT. 20	SAMFORD * (FW)	CULLOWHEE	W, 50-35	ESPN+	WCU racked up 733 in offense, Dickens – 6 TDs, 624 total; WCU W–3 in series
Sept. 27	at Campbell	Buies Creek, N.C.	W, 42-35	FloCollege	Dickens tossed 4 TDs, Tyre GW TD; WCU with 1st series win & 1st in Buies Creek
Oct. 4	at Wofford *	Spartanburg, S.C.	1:30 pm	ESPN+	Post Hurricane Helene game in '24, had no fans; WCU has won 4-straight in series
OCT. 11	FURMAN * (HEROES)	CULLOWHEE	2:30 PM	ESPN+	Record-setting 801 yds of offense in 52-20 win in '24; WCU's last home win, '21
Oct. 18	at The Citadel *	Charleston, S.C.	2 pm	ESPN+	WCU has back-to-back wins over the 'Dogs; W's in 4 of 5 & 5 of last 8 in the series
Nov. 1	at Chattanooga *	Chattanooga, Tenn.	4 pm	ESPN+	After the BYE, 'Showdown in ChooChoo Town'; WCU has won 3 in a row by just 9 pts
NOV. 8	MERCER * (HC)	CULLOWHEE	2:30 PM	ESPN+	The Cats look to halt 9-gm series slide, winless since 2015 vs. defending champ
NOV. 15	ETSU * (BRBB)	CULLOWHEE	NOON	Nexstar/E+	"The Rock" Rivalry trophy back up for grabs; WCU leads the tight series, 27-26-1
Nov. 22	at VMI *	Lexington, Va.	Noon	Nexstar/E+	Regular season concludes on post; VMI beat WCU 27-24 in same spot in 2023

* denotes Southern Conference game /// All times listed are Eastern

A WESTERN CAROLINA WIN WOULD:

- Represent a fifth-straight victory over Wofford in the all-time head-to-head series, extending WCU's second-longest series win streak ... It'd also mark a third consecutive road win over the Terriers in Spartanburg;
- Give the Catamounts a third straight seasonal victory, moving WCU back to .500 overall on the year at 3-3;
- Have the Catamounts open Southern Conference play at 2-0 for a third straight season – WCU started both 2023 and 2024 at 3-0;

A WESTERN CAROLINA LOSS WOULD:

- Snap the two-game seasonal win streak for the Catamounts, while also halting WCU's four-game series win streak and two-game road win streak in Spartanburg;
- Send the Catamounts to an 2-4 start to 2025, the slowest start to a season since 2021 when the Catamounts started 0-6 in Bell's first season at Western Carolina.

CATAMOUNT QUICK SLANTS:

- Western Carolina's 2025 football roster features players from 12 different states and the District of Columbia, with a pair of international students from Serbia and Spain. A combined 44 of the student-athletes are from Florida and 31 hailing from North Carolina ... Georgia is represented by 21 players and South Carolina has 13 on roster. The others include Tennessee (3),

Texas (2) and one from Idaho, Illinois, North Dakota, Pennsylvania, Texas, Virginia, and Washington;

- WCU's 2025 roster includes a combined **27** collegiate transfers between both two and four-year programs over the past five seasons, including 17 new this year ... WCU also has a combined 54 first or second-year players, including 21 redshirts and 33 true freshmen;
- Western Carolina is riding the momentum of its third-consecutive winning season – its longest string since three in a row from 1992–1994 ... the Catamounts have also put together two-straight seven-win campaigns;
- The Catamount "pro-spread" offense has amassed 5,000 yards of total offense for four straight seasons, rewriting the program record books ... WCU passed for over 4,000 yards in 2024, a program benchmark;
- The Catamount defense has have had three different coordinators over the past five seasons (Justin Hinds, 2021; Chaz Scales, 2022-23; **JERRY ODOM**, 2024-pres.) ... WCU had 21 interceptions in '24, just the seventh time in program history recording 20 or more, with the 21 marking the most since 28 INTs back in 1983;
- A combined 15 WCU football players SHARE a combined nine LAST names with just one set of brothers*:
ANDERSON Armond (DB), Darian (DB), Jahleel (DL)
BOYD Jai (WR), Patrick (WR)
COLLINS Elijah (OL), Joshua (LB)
CUNNINGHAM Austin (WR), Ca'Lique (WR)
ROBINSON Caden (WR), Don (DB)
SIMPSON-NEALY Bo (DB) Na'koma (S)*
SMITH Cam (CB), Renard (OL)

THIS WEEK IN CATAMOUNT FOOTBALL /// SEPT. 29 – OCT. 4

29 Monday	30 Tuesday	1 Wednesday	2 Thursday	3 Friday	4 Saturday	5 Sunday
OFF DAY CATAMOUNT FOOTBALL WEEKLY – 6 PM Coaches Show @ Catamount Jaxe <i>Facebook LIVE and YouTube</i>	MEETINGS: 2:30 pm PRACTICE: 4:30 - 6:30 pm	MEETINGS: 2:30 pm PRACTICE: 4:30 - 6:30 pm (uppers) MEDIA AVAILABILITY 4:15 PM	TV Broadcast Announcers Call 11 am (if scheduled) MEETINGS: 2:30 pm PRACTICE: 4:30 - 6:30 pm (uppers)	TRAVEL DAY: No Media Availability	GAME DAY Western Carolina at Wofford 1:30 pm Spartanburg, SC Bell & requested players available after the game	TREATMENT: 11:30 am MEETINGS: 3:00 pm 3:30 pm O/D Film PRACTICE: 5:15 pm (helmets)

WCU INTERVIEW POLICY

Western Carolina's Office of Athletics Media Relations will assist media personnel with interview requests of Catamount student-athletes, coaches and administrators. To arrange interviews, please contact **DANIEL HOOKER**, the Associate Athletic Director for Media Relations at least 24 hours in advance.

Head Coach **KERWIN BELL** will be available for interviews following each practice and following games – Wednesday's practice is the best media availability. Other interviews with Coach Bell must be set-up in advance and it is requested that the nature of the interview be submitted to WCU Media Relations in writing at least 24 hours prior.

Student-athletes will be available for interviews after practices through Wednesday. Unless special permission is granted well in advance, the cut-off time for student-athletes during game weeks will be Noon on Thursday.

WCU FOOTBALL PRACTICE POLICY

WCU football practices in 2024 are open to the public – though it is respectfully requested that attendees watch from the stands and avoid being on the field. Media members are asked to refrain from contacting student-athletes at their home or residence – and student-athletes' phone numbers will not be released by the Media Relations Office. Out-of-town media may set up phone interviews to be conducted in the Department of Athletics. Coach Bell may be reached weekday mornings, however, it is asked that a specific interview time be scheduled through the Media Relations office.

POSTGAME INTERVIEWS

The WCU locker room is CLOSED postgame. However, following a 10 minute "cooling off" period, head coach Kerwin Bell and requested players will be brought to the media room on the first floor of the Ramsey Center.

The availability of the visiting locker room will be announced in the press box after conferring with the visiting SID. The visiting locker room is located in the back portion of the Jordan-Phillips Field House. A space for interviews will be available outside the locker room or up on the Field House patio, if available.

WORKING CREDENTIALS

Media representatives planning to cover football games at Western Carolina University are asked to request in written form (e-mail) working credentials from WCU's Media Relations Office. Season passes will be issued to those who cover the Catamounts on a permanent basis. Our limited working space in the press box will be assigned by priority to WCU beat writers, beat writers of the opponents, metropolitan media filing for deadline and specialty publications.

Credentials are assigned by zones and will outline designated areas of the stadium the pass will allow the bearer.

If time permits, credentials will be mailed. If not, credentials can be picked up on game day (*two hours prior to kickoff*) at the media will call on the upper plaza of the Ramsey Center at the south end of the stadium nearest the press box side of Whitmire Stadium. Credentials will be issued only to those attending the game in a working capacity – spouses, dates, children and other nonworkers will not be permitted in the press box.

PHOTOGRAPHERS

Credentials for sideline photographers will be issued on a first-come, first-serve basis with agencies covering the participating schools on a regular basis receiving priority. Free-lance photographers may request credentials on a game-by-game basis. All free-lance photographers must submit proofs featuring game or sideline action to the Media Relations Office no later than four days following the game. Each photographer must pick up a photo pass from the press box or media will call prior to the game.

PHOTOGRAPHERS, VIDEOGRAPHERS & OTHER MEDIA PERSONNEL ARE NOT PERMITTED TO STOP OR STAND IN THE TEAM AREAS – PLEASE KEEP MOVING

MEDIA PARKING

Media parking for Western Carolina football home games is available in a designated parking areas – **BY PERMIT ONLY** – in the **ST. DAVID'S CHURCH PARKING LOT** located directly behind the East Side of E.J. Whitmire Stadium on Forest Hills Road. Media wishing to obtain media parking for

a home game in Cullowhee must contact the WCU Office of Athletics Media Relations in advance for more information on credential availability.

Entry to the St. David's Church Parking lot will be managed by a member of the WCU Athletics game day support staff, granting access with St. David's Church Lot passes and through a checklist of those authorized to park in the lot.

PRESS RELEASES/STATISTICS

The WCU Media Relations Department produces a weekly football release prior to each game during the season. Cumulative statistics will be updated as soon as possible after each contest. Media members may receive the releases and statistics by accessing the Athletics Department web site at www.CatamountSports.com.

CATAMOUNTS ON THE WEB

The WCU football home page at CatamountSports.com provides the latest information regarding the Catamounts, including updated statistics, a roster, game notes and press releases. Also on the department's main site is information on all of WCU athletics programs, lodging, directions to campus and the latest local weather forecast.

All the current data you need on the Catamounts is as close as your computer at CatamountSports.com.

Follow Catamount Athletics on Twitter: [@Catamounts](https://twitter.com/Catamounts)
Follow Catamount Football on Twitter: [@CatamountsFB](https://twitter.com/CatamountsFB)



CATAMOUNT SPORTS NETWORK 2025 FOOTBALL AFFILIATES:

105.7 FM / 540 AM WRGCSylvia
104.9 FM / 1050 AM WFSCFranklin
1310 AM WISE Sports RadioAsheville
96.1 FM WBRMMarion (select)

Streaming Audio Online at
CatamountSports.com

Three radio station affiliates across five frequencies in North Carolina are set to carry broadcasts of the **CATAMOUNT SPORTS NETWORK** during Western Carolina's 2025 football season. CSN has also partnered with Sidearm Sports to provide unlimited streaming audio through the athletics website, CatamountSports.com.

2025 BROADCAST CREW (HOME)

Play-by-Play: Gary Ayers
Color Analyst: Daniel Hooker / Jeff Bryson
Host / Producer: Jeff Bryson

2025 BROADCAST CREW (ROAD)

Play-by-Play: Gary Ayers
Color Analyst: Daniel Hooker
Host / Producer: Jeff Bryson



STORY LINES IN SATURDAY'S ROAD GAME AT WOFFORD:

- **CLOSE CALLS IN 2025:** Both Western Carolina and Wofford have had THREE decisions this season come in one-score games ... **WCU** has a pair of one-score defeats – L, 52-45 vs. Gardner-Webb and L, 37-31 vs. Elon – with one victory, last week's 42-35 road win at Campbell ... **WOFFORD** has four losses of the season, three coming in NCAA FCS play, though the *trio of losses have come by a combined SIX points* – one-point losses at South Carolina State (L, 16-15) and at Mercer (L, 22-21), and a four-point defeat at home against Richmond (L, 14-10);
- **'IN MY MIND, I'M GOING TO CAROLINA':** Western Carolina's 2025 schedule sees the Catamounts play each of its FOUR nonconference games against teams from North Carolina ... WCU opened with Gardner-Webb (L, 52-45) and hosted former league foe Elon (L, 37-31) ... the Catamounts also had a road meeting at Wake Forest (L, 42-10) and this week at Campbell (Buies Creek, N.C.) ... *WCU leaves the Old North State for the first time with Saturday's trip to Wofford* (Spartanburg, S.C.) – and The Cats don't stray away from the Carolina's until November with a trip to the Volunteer State to face Chattanooga (Nov. 1) ... *Samford was WCU's ONLY out-of-state opponent to date;*
- **MOVING ON UP – WCU GETTING OFFENSIVE:** Western Carolina has amassed *1,297 yards of offense the past two weeks* – 733 against Samford, and 564 at Campbell ... WCU's 733 yards of total offense were the third-highest single-game output by a Catamount offense in school history, second only to last year's 801 yards at Furman and 766 yards against Presbyterian in 2022 ... Following the offensive outburst the past two weeks, WCU jumped from No. 34 in passing offense (227.7 yds/gm) to **NO. 2 IN THE NATION** at 350.6 yards per game ... the Catamounts also moved from No. 35 nationally in total offense (372.3 yds/gm) to **NO. 7 IN THE FCS** at 482.8 yards per game ... WCU has thrown for a NCAA-LEADING 1,753 passing yards entering the weekend;
- **OPPOSITE ENDS OF THE OFFENSIVE SPECTRUM:** WCU and Wofford enter with two totally different offenses – the high-octane Catamount offense ranks among the Top 15 nationally in scoring, total offense, and passing offense ... the Terriers rank among the bottom 12 nationally in scoring, total offense, passing, and rushing (*see stats at right*);
- **ALLOW ME TO REINTRODUCE MYSELF:** SoCon Preseason Offensive Player of the Year, QB **TARON DICKENS** made his season debut against Samford (Sept. 20) in a big way, rekindling WCU's video game-like offensive output ... Dickens threw for a career-best 582 yards passing, the second-most in program history only behind Cole Gonzales, who threw for 620 yards at Furman last season ... *the 582 passing yards by Dickens is the most by a quarterback in the NCAA FCS this season*, and only one of TWO to throw for 500+ yards – Derek Robertson (506) of Monmouth vs. Colgate (8/29/2025);
- **NO ONE CAN DO IT BETTER, TOTALLY:** Adding in 42 rushing yards, **TARON DICKENS** amassed a *program record 624 yards of total offense* against Samford, eclipsing Cole Gonzales' mark of 610 at Furman last season ... the 624 yards of total offense ranks second in the SoCon single-game record books and easily set an E.J. Whitmire Stadium record, eclipsing the previous benchmark of 510 set by Tyrie Adams in Cullowhee (vs. Gardner-Webb, 2016) ... It also represents *the most by an individual in the NCAA FCS Football this season*;
- **CATAMOUNTS CONTINUING TO BUILD:** Construction on Western Carolina's new "Western Skybox" at E.J. Whitmire Stadium / Bob Waters Field isn't the only construction on-going in Cullowhee ... Fifth-year head coach **KERWIN BELL** is looking to build off of recent successes with his Catamounts entering the 2025 season:
 - Western Carolina won seven games in 2024 giving the Catamounts consecutive seven-win seasons ... It was WCU's fifth seven-win season over the past 11 years – and second in back-to-back seasons (2014, 2015, 2017, 2023, 2024);
 - WCU is riding the momentum of its third-consecutive winning season – (6-5 in 2023; 7-4 in 2024; 7-5 in 2024) – the program's longest string since three straight 1992-94;
 - The Catamounts finished in sole possession of second place in the SoCon – one of the nation's Top Five toughest NCAA FCS leagues in 2024 – winning *a program-best six league victories* at 6-2 in SoCon play ... the squad's second-place finish was the best for WCU since 1986 when the Catamounts also finished second ... It was WCU's fourth runner-up finish since joining the league in 1976;
- **'HIT THE GAS' WITH WCU'S RECORD-SETTING OFFENSE:** Under Kerwin Bell, the Catamounts have amassed over 5,000 yards of total offense in FOUR-straight seasons, the program's longest run of 5K+ production ... WCU's previous single-season benchmark prior to 2022 was 5,333 yards compiled by the 1983 national runner-up over 15 games – the '22 team broke the record by six yards (5,339) before the 2023 team shattered the mark with a record-setting 5,545 yards which was usurped in 2024 (5,665 yards) ... **WCU LED THE NATION** in FCS for yards and was the **ONLY** team in the subdivision to average over 500 yards ... *WCU set a program-record with 4,029 passing yards – and did so with TWO DIFFERENT QUARTERBACKS;*

WESTERN CAROLINA AT WOFFORD
QUICK COMPARISON – BY THE NUMBERS

W. CAROLINA	STAT CATEGORY	WOFFORD
35.6 (15th)	SCORING OFFENSE (FCS RANK)	13.0 (120th-t)
40.2 (112th)	SCORING DEFENSE (FCS RANK)	22.5 (31st-t)
121 (3rd)	FIRST DOWNS	38 (121st)
128 (125th)	FIRST DOWNS ALLOWED	95 (62nd-t)
132.2 (78th)	RUSHING OFFENSE (FCS RANK)	45.0 (126th)
206.0 (106th)	RUSHING DEFENSE (FCS RANK)	131.0 (28th-t)
350.6 (2nd)	PASSING OFFENSE (FCS RANK)	136.8 (114th)
321.2 (122nd)	PASSING DEFENSE (FCS RANK)	270.0 (108th)
482.8 (7th)	TOTAL OFFENSE (FCS RANK)	181.8 (126th)
527.2 (126th)	TOTAL DEFENSE (FCS RANK)	401.0 (78th-t)
14/17, 82.4% (66th-t)	RED ZONE (FCS RANK)	2/3, 66.7% (115th-t)
20/22, 90.9% (99th-t)	RED ZONE DEFENSE (FCS RANK)	16/19, 84.2% (61st-t)
-0.20, -1 (71st-t)	TURNOVER MARGIN (FCS RANK)	1.00, +4 (11th-t)
27/75, 36.0% (74th-t)	3RD DOWN CONV. (FCS RANK)	12/54, 22.2% (125th)
25/74, 33.8% (28th)	3RD DOWN DEFENSE (FCS RANK)	28/65, 43.1% (78th-t)
7/12, 58.3% (40th)	4TH DOWN CONV. (FCS RANK)	2/5, 40% (87th-t)
4/8, 50% (48th-t)	4TH DOWN DEFENSE (FCS RANK)	4/8, 50% (48th-t)

- **RAREFIED AIR:** Only EIGHT Catamount quarterbacks have thrown for 400 or more yards in a single-game – and of those, only FOUR have accomplished the feat multiple times ... WCU has had 15 400+ yard passing performances – last week at Campbell, QB **TARON DICKENS** by-passed David Rivers (RYE-vurrs) with his FOURTH, 400+ yard performance:

TARON DICKENS, 2023–	4
at Campbell, 2025	26-of-40, 427 yds, 4 TDs
vs. Samford, 2025	35-of-46, 582 yds, 6 TDs
at Samford, 2024	36-of-46, 408 yds, 3 TDs
vs. Chattanooga, 2024	34-of-48, 431 yds, 5 TDs
David Rivers, 2000	3
vs. Wofford, 2000	31-of-44, 474 yds, 3 TDs
vs. Tennessee Tech, 2000	20-of-34, 428 yds, 3 TDs
vs. Chattanooga, 2000	19-of-31, 410 yds, 2 TDs
Carlos Davis, 2020-23	2
at Charleston Southern, 2022	28-of-36, 433, 6 TDs
at The Citadel, 2021	31-of-40, 401 yds, 3 TDs
Tyrie Adams, 2016-19	2
at Furman, 2018	25-of-36, 424 yds, 5 TDs
vs. Gardner-Webb, 2016	36-of-43, 427 yds, 5 TDs
Cole Gonzales, 2022-24	1
at Furman, 2024	35-of-55, 620 yds, 5 TDs
Rogan Wells, 2021	1
at Gardner-Webb	37-of-58, 427 yds, 2 TDs
Don Dalton, 1966-69	1
vs. Emory & Henry	433 yds
Jimmy Williams, 1964-65	1
vs. Appalachian State, 1965	413 yds
- **TROUBLE WITH NUMBERS:** Dating back the 2023 season, WCU has dropped its last **EIGHT** games as a nationally-ranked NCAA FCS team, though the Catamounts have dropped into the 'others receiving votes' portion of both the AFCA Coaches Poll and out of the Stats Perform FCS Top 25 ... WCU's last victory when entering a game with a number affixed next to its name came in the "Blue Ridge Border Battle" with East Tennessee State when the No. 17 Catamounts dismantled the Buccaneers, 58-7, at home on Nov. 11, 2023:

DATE	OPPONENT – SCORE	(RANK) WCU – SCORE
Sept. 6, 2025	Wake Forest – 42	(25/RV) Western Carolina – 10
Aug. 30, 2025	Gardner-Webb – 52	(19/18) Western Carolina – 45
Nov. 9, 2024	(RV) ETSU – 24	(22) Western Carolina – 21
Oct. 26, 2024	(14) Mercer – 44	(24) Western Carolina – 34
Sept. 21, 2024	(10) Montana – 46	(24) Western Carolina – 35
Sept. 7, 2024	Campbell – 24	(17) Western Carolina 16
Aug. 29, 2024	(24 FBS) NC State – 38	(20) Western Carolina – 21
Nov. 18, 2023	VMI – 27	(14) Western Carolina – 24

2025 CATAMOUNT FOOTBALL PRONUNCIATION GUIDE:

0 ^(C) AJ COLOMBO	WR	cuh - LUMM - bo	32 AJ MINTZE	S	like 'mints'
2 ^(C) MICAH Nelson	DE	MY - kuh	36 JA'MORRI Downing	S	juh - MORE - ree
3 ^(C) SAMAURIE Dukes	DB	suh - MARR - ree	38 JHAMARI Pierre-Louis	DB	juh - MARR - ree
3 ^(C) KHA'LEAL Sterling	WR	kuh - LEAL	39 Julian QUINTERO	S	QWINN - tare - oh
4 ^(C) Dominic DUTTON	WR	DUTT - tuhn	41 BEADY WADELLE V	LB	BEE - dee wah - DELL
5 ^(C) TARON Dickens	QB	tuh - RON	42 Hank BODINE	LB	bo - DEEN
7 ^(C) MALIK Knight	WR	muh - LEEK	44 Isaac McLELLAN	TE	mick - LELL - uhn
8 ^(C) JAHLEEL Anderson	DL	juh - LEAL	48 Cole CRADDOCK	TE	CRADD - dock
9 ^(C) Jaylin TERZADO	WR	turr - ZAH - doe	51 Aaron SANEZ	OL	SAN - ezz
9 ^(C) DARIAN Anderson	DB	DARE - e - uhn	52 MANASSEH RIPERT	OL	MON - uh - say - uh RIP - urt
10 ^(C) Michael ROSSIN	WR	ROZ - sin	55 SECREA ALGIE	OL	SEC - cray - uh AL - gee
11 ^(C) KENYON Partridge	DE	KEN - yen	56 MABRY Bumgarner	LS	MAY - bree
12 ^(C) HASAAN Sykes	CB	HA - sahn	61 Bryan McCOLLUM	PK	mick - CALL - uhm
13 ^(C) MARSEILLE Taylor	DB	MARR - say	68 AIDAN Cooper	OL	AY - den
14 ^(C) VANIER BAPTISTE III	DT	vuh - NEAR BAPT - teest	75 RENARD Smith	OL	ruh - NARD
15 ^(C) JAI Boyd	WR	JUHEYE	77 ILIJA KRAJNOVIC	OL	ILL - e - yah CRRY - no - vitch
16 ^(C) James TYRE	WR	TIRE	79 VITO MORIANA-SIGEL	OL	VEE- toe more-e-AHN-no ZEE-gull
19 ^(C) BODE Burns	TE	BO - dee	81 CA'LIQUE Cunningham	WR	cuh - LEEK
21 ^(C) JAIDEN Bond	WR	JAY - dunn	85 David HULBERT	TE	HULL - bert
24 ^(C) ZAYVEON Wells	DB	ZAY - vee - on	89 Ellis CHAPPELL	WR	like 'chapel'
26 ^(C) NA'KOMA Simpson-Nealy	S	nuh - COMB - uh	90 JAMICHAEL Wilson	DL	juh - MIKE - uhl
28 ^(C) MARKEL Townsend	RB	MARR - kell	99 Jordan CARDENTY	DL	car - DEN - tee

WHO'S UP; WHO'S DOWN

ON THE FIELD:

Kerwin BellHead Coach

OFFENSE:

Rylan Wells Offensive Coordinator / QBs
 Jeff Burger Offensive Quality Control
 Jeremy King Offensive Line
 Greg McGruder Wide Receivers
 Rudi Small Offensive Assistant

DEFENSE:

Brian Cochran Defensive Line
 Malik Goodman Safeties
 Ethan Harris Cornerbacks

SPECIAL TEAMS:

Kerry Webb Special Teams Coordinator

IN THE PRESS BOX:

Jerry Odom Defensive Coordinator
 Corey Headley Quarterbacks
 Nick Back Offensive QC / TEs
 Eric Back Defensive QC / LBs
 Joe Kieser Special Teams QC

WESTERN CAROLINA VS. WOFFORD – ALL-TIME SERIES HISTORY:

- Western Carolina and Wofford meet for the 47th time on the football gridiron in a series that dates back to 1952 ... the Catamounts trail in the all-time series, 18-28 ... WCU has FOUR-straight wins over Wofford that includes two straight wins in Spartanburg, giving the Catamounts just SIX road victories in the series (6-16) ... WCU's current four-game win streak is its second-longest in series history, trailing only the eight-game win streak that spanned 1977 through 1996 ... In the series, WCU leads over the last 10 meetings, 6-4;
- Last season, the Catamounts evened the series record against Wofford in games played in Cullowhee at 12-12;
- Wofford has won 19 of the 27 series meetings against Western Carolina since the Terriers joined the SoCon back in 1997 ... WCU did hand Wofford its FIRST shutout loss against a SoCon team with a 24-0 blanking in Cullowhee in 2005.

FAMILIAR FACES IN THE WCU – WOFFORD SERIES:

- WCU and Wofford have TWO shared players that have graced both rosters in their collegiate careers ... Terrier senior TE **SAMUEL CORNETT** and redshirt freshman punter **MADDOX COWART** both started as Catamounts;
- Cornett played in one career game for the Catamounts, finishing 4-of-4 passing for 64 yards and a 36-yard touchdown pass to former WR De'Andre Tamarez in the fourth quarter of WCU's 2022 home win over Presbyterian ... He enrolled at Wofford in the spring of 2023;
- Cowart was on the 2024 Catamount roster but did not see game action in 2024, remaining eligible for a redshirt.

LAST TIME WE MET – WESTERN CAROLINA 21, WOFFORD 17

CULLOWHEE – Former RB Jalynn Williams rumbled for a pair of short rushing touchdowns, including the game-winning score late in the third quarter and kicker Paxton Robertson split the uprights on a pair of first-quarter field goals as Western Carolina ground out a gritty 21-17 Southern Conference-opening victory over Wofford at E.J. Whitmire Stadium / Bob Waters Field. The win came without spectators in the stadium as university leaders made the difficult decision that the game would be played as scheduled but fans would not be allowed due to recovery efforts around the region

BRANSON ADAMS set the tone with a team-best 84 yards on 13 carries with QB Cole Gonzales and Corey Reddick Jr. both finishing with 65 and 60 yards, respectively. Gonzales spread the ball around to 11 different receivers in the winning effort, finishing 29-of-39 (74%) for 257 yards. **AJ COLOMBO** led the way with seven receptions while Reddick Jr. tallied out of the backfield.

The game was tied at 14 at halftime after the Terriers scored inside the final 15 seconds of the second quarter. Wofford took a 17-14 lead early in the third quarter before Williams scored the eventual game-winning TD late in the frame.

CATAMOUNT FOOTBALL – WHAT'S TRENDING:

- CATAMOUNTS AMONG THE SOCON LEADERS:** Western Carolina enters the week **LEADING** the SoCon in team scoring (35.6 ppg), total offense at 482.8 yds/gm, passing offense at 350.6 yds/gm and with 23 total offensive touchdowns scored, including a conference-best 16 touchdown passes ... WCU's **DOMINIC DUTTON** has one of just **THREE** kickoff returns for TDs in the SoCon, with his 97 yard return marking the longest in the conference this season ... WCU's defense is **TIED FOR SECOND** with six interceptions;
- THIRTY SOMETHING:** The Catamounts have scored 31 or more points in each of their games against NCAA FCS competition this season, eclipsing the 40-point mark for the third time through five total games at Campbell ... WCU improved to **15th nationally** in scoring offense, averaging 35.6 points per game to lead the league;
- WHAT THE DICKENS:** In just two games, WCU QB **TARON DICKENS** has eclipsed 1,000 passing yards (1,009) while completing 70.9% (61-of-86) passes and 10 scores, improving to 5-1 as a starting QB for the Catamounts ... As an **INDIVIDUAL** in two games, Dickens would rank 35th nationally in the NCAA FCS TEAM passing offense rankings, better than 91 other NCAA FCS teams including five teams from the SoCon (The Citadel, 460 yds; Wofford, 547 yds; Chattanooga; 764 yds; Mercer, 957 yds; and VMI, 980);

NOTABLE WCU FOOTBALL ALUM:

- DEAN BIASUCCI, PK** – former NFL kicker, Indianapolis Colts (3rd all-time leading scorer, 783 pts from 1984-94) ... Pro Bowl in 1987 ... St. Louis Ram in 1995;
- FRAN BROWN, DB** – Current head football coach at Syracuse, former first-team All-SoCon selection from 2003-06;
- LOUIS COOPER, LB** – 11th round draft pick by Seattle in 1985 ... Seven-year career, mostly with Kansas City Chiefs;
- KEION CROSSEN, DB** – 7th round draft pick by New England in 2018 ... Played with New England, helping the Patriots to Super Bowl LII ... Also played with the Texans, Giants, and Dolphins;
- TIGER GREENE, DB** – Played seven seasons in Atlanta (1985) and Green Bay (1986-91)
- BRAD HOOVER, FB** – Former fullback for the Carolina Panthers (2000-10) ... Played in Super Bowl XXXVII;
- ANDREW JORDAN, TE** – Drafted in the 6th round of the 1994 draft ... Played eight seasons with the Minnesota Vikings, Philadelphia Eagles, and Tampa Bay Bucs;
- TONY JONES, OL** – 2-time Super Bowl champion, 12-year NFL veteran with the Denver Broncos;
- EDDIE MCGILL, WR/TE** – Two seasons, with St. Louis Cardinals;
- DAVID PATTEN, WR** – Played for four NFL teams, most notably winning three Super Bowl rings with the New England Patriots;
- GENO SEGERS (FB)** – former Catamount football player, now actor ... Dwayne in NBC's "Perfect Harmony," Chayton Littlestone in Cinemax original Banshee; Yellowstone;
- CLYDE SIMMONS, DL** – 9th round NFL Draft pick by Philadelphia ... 15-year NFL veteran, 2x Pro Bowl, Eagles Hall of Fame ... Eagles, Cardinals, Jaguars, Bengals, & Bears;
- STEVE WILLIAMS, OL** – Drafted by 49ers, played two seasons in 1973-74 for the Baltimore Colts;

OTHER NOTABLE CATAMOUNT STUDENT-ATHLETES:

- JT POSTON** – Three-time PGA TOUR winner, WCU all-time leading scorer and 2-time SoCon men's golf champion (2011-15);
- KEVIN MARTIN, G** – Played in the NBA from 2004-2016, playing for the Sacramento Kings, Houston Rockets, Oklahoma City Thunder, Minnesota Timberwolves;
- GREG HOLLAND, RHP** – 10th round draft pick in 2007, played in the MLB 2010 through 2022 ... 2-time All-Star ... 2014 Mariano Rivera Award ... On the KC Royals 2015 World Championship team ... Pitched for six MLB teams;
- JARED BURTON, RHP** – 8th round draft pick by Oakland A's in 2002, made MLB debut with Cincinnati Reds in 2007 ... MLB with Reds and Minnesota Twins;
- MANTEO MITCHELL** – United States Olympic silver medalist from the 2012 men's 4x400-relay, who is currently pursuing a run at the Olympic bobsled team;
- MATT STILLWELL (BASE)** – independent country music singer and recording artist, currently with "Hometown House Party."
- Among other WCU's graduates are former Georgia Tech football coach, **PAUL JOHNSON**; former NFL referee and ESPN officiating analyst, **GERALD AUSTIN**; actress **BOBBI BAKER**, and Big Brother (BB) 13 winner & BB27 player, **RACHEL REILLY**.

WCU RECORD BREAKDOWN

Current Streak	Won 2
Current Home Streak	Won 1
Current Road Streak	Won 1
Last Win	42-35, at Campbell (9/27/25)
Last Home Win	50-35, SAMFORD (9/20/25)
Last Home Loss	37-31, vs Elon (9/13/25)
Last Road Win	42-35, at Campbell (9/27/25)
Last Road Loss	42-10 at Wake Forest (9/6/25)

	2025	Under Bell
Overall	2-3	26-24
Playing at home	1-2	13-10
Playing on the road	1-1	13-14
Playing at a neutral site	0-0	0-0
In overtime	0-0	0-0
In August	0-1	0-2
In September	2-2	9-11
In October	0-0	7-8
In November	0-0	10-3
In December	n/a	n/a
Outrushing opponent	1-1	18-11
When rushing for 200 yards	0-1	10-4
When rushing for 300 yards	0-0	1-0
When rushing for 400 yards	0-0	0-0
Outrushed by opponent	1-2	9-22
When allowing 300 yards rushing	0-2	2-9
When allowing < 100 yds rushing	0-0	7-0
Rushing yards the same	0-0	0-0
Outpassing opponent	2-1	22-16
When passing for 300 yards	0-0	11-7
When passing for 400+ yards	2-0	9-3
Outpassed by opponent	0-2	4-9
When allowing 300 yards passing	0-1	5-5
When allowing 400 yards passing	1-0	1-0
More total offense than opponent	2-0	23-10
When having 400+ total offense	0-2	12-10
When having 500+ total offense	1-0	14-4
When having 600+ total offense	1-0	6-2
Less total offense than opponent	0-3	3-14
When allowing 400+ total offense	2-1	9-10
When allowing 500+ total offense	0-2	1-13
Committing fewer turnovers	0-1	10-2
Committing more turnovers	1-1	10-17
Turnovers are even	1-1	6-4
< 30:00 of time of possession	2-1	12-12
> 30:00 of time of possession	0-2	15-11
Scoring first	1-0	18-8
Opponent scores first	1-3	8-16
Leading after the 1st quarter	2-1	17-5
Trailing after the 1st quarter	0-2	6-16
Tied after the 1st quarter	0-0	3-3
Leading at halftime	2-1	18-5
Trailing at halftime	0-2	6-17
Tied at halftime	0-0	2-2
Leading after the 3rd quarter	2-1	20-4
Trailing after the 3rd quarter	0-2	4-19
Tied after the 3rd quarter	0-0	2-0
Scoring 0-10 points	0-1	0-3
Scoring 11-20 points	0-0	1-6
Scoring 21-30 points	0-0	6-6
Scoring 31-40 points	0-1	4-8
Scoring 41-plus points	2-1	15-1
Opponent scores 0-10 points	0-0	2-0
Opponent scores 11-20 points	0-0	7-0
Opponent scores 21-30 points	0-0	9-4
Opponent scores 31-40 points	1-1	4-7
Opponent scores 41-plus points	1-2	4-13

- **REID-ICULIOUS PERFORMANCE:** Junior RB **CAMURY REID** scored a career-best FOUR touchdowns last week against Samford – three receiving TDs and one on the ground – his 24 points vs. Samford are tied for second in the NCAA FCS to date this season ... Reid has a team-best SIX touchdowns on the season in his return to the Catamount lineup this season ... Reid recorded a career-high in all-purpose yards with 146 total yards, including a career-best 107 yards receiving and 39 yards rushing ... His 146 yards came on just 10 total touches, averaging 14.6 yards per touch;
- **RANDOM THOUGHTS ON DOME:** Of the NINE SoCon football teams, only THREE are NOT using white helmets as their PRIMARY lid – WCU (purple), Wofford (gold), and The Citadel (blue) – all other teams in the SoCon continue to use OR have switched to a white helmet as its primary ... NINE of WCU's 12 opponents in 2025 either have *or are anticipated* to wear white helmets in the meeting with Western Carolina (Wake Forest, BLACK; Wofford, GOLD; The Citadel, BLUE);
- **OFFENSIVE RARITY:** WCU's offense has been held WITHOUT an offensive TD against NCAA FCS competition just THREE TIMES under Kerwin Bell ... Previously, WCU was limited to four FGs in the 35-12 road loss at #21 Samford in 2022 and only managed two triples in a lopsided loss at Mercer, 49-6 ... WCU's 16 points against Campbell a year ago were the THIRD-FEWEST scored by the Catamounts against like competition under Bell ... In 2022, WCU was held to just six points at Mercer and 12 points at Samford ... WCU's offense was limited to just 287 yards of total offense in the one-score loss ... WCU's 287 total yards are the THIRD-FEWEST against NCAA FCS competition under Bell (at MER, 249 in 2022; at UTC, 277 in 2001).
- **BRANSON FOR A GRAND:** Senior RB **BRANSON ADAMS** eclipsed the 1,000 yard rushing mark for his WCU career last season... the former walk-on wide receiver converted to running back has rushed for 1,398 yards since 2021 to move into 16th in WCU's all-time career history, supplanting Melvin Dorsey (1,379 yards, 1981-83) ... Up next on his checklist is Herb Cole (1,620 yards, 1972-75).

CATAMOUNT FOOTBALL – 2025 WEEKLY AWARDS & HONORS

- QB **TARON DICKENS** was named the Southern Conference Offensive Player of the Week on Sept. 22, following his 7;
 - Dickens was also named **NCAA FCS Offensive Player of the Week** by The College Football Network and was awarded the top offensive player honor in the state of North Carolina from NC Football News;
 - WR **DOMINIC DUTTON** was listed as an honorable mention for the Stats Perform FCS National Special Teams Player of the Week (Sept. 15);
 - QB **TARON DICKENS** has TWICE been listed as an honorable mention for the *Stats Perform FCS National Offensive Player of the Week* (Sept. 22 and Sept. 29);

CATAMOUNT FOOTBALL AS A NATIONAL RANKED TEAM:

- Since 1983, Western Carolina is 28-26-1 as a nationally-ranked FCS team ... Dating back to 2017, WCU has won EIGHT of the 17 games when it held a national ranking including FIVE wins in 2023 ... With three road wins as a ranked team in 2023, the Catamounts are now 12-15-1 as a ranked team away from Cullowhee;
- Western Carolina carried a preseason ranking into its season opener for the first time since 1994 when it was ranked 17th ... In 2023, WCU climbed as high as No. 8 in the Stats Perform FCS poll before finishing at No. 23 – the program's first time concluding the year in the poll since 1983 when the national runner-up was ranked ninth in the final polling;
- WCU had been among the national rankings for SEVEN-straight – and the SIXTH consecutive to be listed in both polls ... the seven-consecutive weeks ranked is the longest streak since double-digit runs in both the 1993 and 1994 seasons:

POLL DATE	RECORD	STATS Top 25	AFCA COACHES
Preseason, 2025	0-0, 0-0 SoCon	18th	19th
Week 1 (Sept. 2)	0-1, 0-0 SoCon	RV	25th-t
Week 2 (Sept. 8)	0-2, 0-0 SoCon	RV	RV
Week 3 (Sept. 15)	0-3, 0-0 SoCon	–	–
Week 4 (Sept. 22)	1-3, 1-0 SoCon	–	–
Week 5 (Sept. 29)	2-3, 1-0 SoCon	–	RV
Week 6 (Oct. 6)			

ALWAYS REMEMBER YOUR FIRST:

- WCU currently has THREE players on its 2025 roster that scored their FIRST career touchdown on their FIRST collegiate career reception;
- Most recently, freshman WR **TREY WALKER** caught a 25-yard touchdown pass from redshirt sophomore QB **BENNETT JUDY** late in the second quarter against Gardner-Webb ... It was Walker's first reception, first TD catch, and just the second TD pass for Judy on the exchange;
- WR **CA'LIQUE CUNNINGHAM** caught a 17-yard touchdown pass from freshman QB **TARON DICKENS** late in the fourth against Charleston Southern in 2023 ... It was the first reception, first TD catch, and first TD pass on the exchange;
- In 2021, TE **BRAYDEN BLACKMON** recorded his first catch and score by hauling in a three-yard TD pass from QB Rogan Wells in the third quarter of the road win at Wofford;
- Multiple players scored their first TDs for the Catamounts this season – WR **JAMES TYRE** has scored TDs rushing, receiving, and passing this year ... Others include transfer WR **PAINTER RICHARDS-BAKER** ... WR **DOMINIC DUTTON**, receiving and on a kickoff return ... transfer WR **MARCUS STRIGGLES** ... freshman TE **JOSIAH THOMAS** and redshirt sophomore TE **DAVID HULBERT** ... and RB **PATRICK BOYD JR.** scored his first receiving TD.

UP NEXT FOR CATAMOUNT FOOTBALL:

- Western Carolina returns to Cullowhee for its only October home date, hosting chromatic rival Furman on "Heroes Day" in Cullowhee next Saturday, Oct. 11 ... the Catamounts picked up their second victory in the last nine meetings with the Paladins with a dominant, 52-20 victory in Greenville, S.C., last fall ... WCU racked up a school and SoCon-record 801 yards of offense a season ago.

MICAH NELSON – NAMED A SEMI-FINALIST FOR THE 2025 CAMPBELL TROPHY:

- Western Carolina's **MICAH NELSON** was among a remarkable list of 177 semifinalists for the **2025 William V. Campbell Trophy®**, college football's premier scholar-athlete award. The impressive lists of candidates, from all NCAA divisions and the NAIA, boast an impressive 3.60 average GPA, with more than half of the semifinalists – 91 total – having already earned their bachelor's degree;
- Nominated for a second time during his career, Nelson is one of 44 nominees from the NCAA Football Championship Subdivision (FCS). He is also one of two representatives from the Southern Conference, joined by graduate student OL Mike Bartilucci from The Citadel;
- Nelson has already received his Bachelor of Science in Education (B.S.Ed.) in Health and Physical Education, which he was awarded in May 2024 ... He is currently pursuing his Master's degree in Sport Management, which he is on track to complete this December.

POST-GAME NOTES – AT CAMPBELL (SEPT. 27, 2025):

- Western Carolina earned its first road victory and first nonconference win of the season, holding off Campbell for the 42-35 win in Buies Creek ... the Catamounts amassed the second-highest total offensive yardage of the season with 564 yards, including 488 passing and 76 yards rushing;
- Two Catamounts caught their first career receiving TDs at Campbell in RB **PATRICK BOYD JR.**, and TE **DAVID HULBERT**, coming on just his sixth career reception ... Though it wasn't his first collegiate score, WR **MARCUS STRIGGLES** caught his first NCAA Division I TD pass on an athletic play at the back of the end zone ... TE **BRAYDEN BLACKMON** caught his second career receiving TD, his first since 2021;
- WR **JAMES TYRE** put together his first 100-yard receiving performance of his Catamount career, catching six passes for 101 yards ... the former prep QB also tossed a 61-yard passing score on a reverse where he connected with senior WR **PAINTER RICHARDS-BAKER** for the score to secure the 42-35 victory ... Tyre also had a pair of punt returns for 47 yards in the win, amassing 148 yards of offense;
- Transfer LB **JORDAN THOMPSON** matched his seasonal high with 11 tackles, including a season-best seven solo stops and a season-best 2.5 tackles for loss ... the transfer defender also picked up his second sack of the season;
- Sophomore CB **HASAAAN SYKES** came up with his second career interception that directly led to WCU's first touchdown of the game ... Sykes gave the Catamounts their sixth interception through the first five games of the season.

POST-GAME NOTES – VS. SAMFORD (SEPT. 20, 2025):

- Western Carolina snapped its season-opening three-game winless skid, improving to 1-0 in Southern Conference play, while also winning its series-long third-straight in the head-to-head series against the Bulldogs;
- WCU threw for the second-most passing yards in a single-game in program history with 582 yards, second only to the 652 yards last season at Furman ... WCU's season-high 733 yards of total offense marked the third-highest single-game output by a Catamount offense in school history, second only to the 801 last year at Furman;
- True freshman TE **JOSIAH THOMAS** caught a career-high 5 passes for 63 yards and his first career receiving touchdown ... Making his collegiate debut, freshman WR **MICHAEL ROSSIN** caught three passes for a career-best 90 yards – his first career reception went for 64 yards ... Also posting career games on the receiving end, Dartmouth transfer WR **PAINTER RICHARDS-BAKER** caught a career-best six passes for a career-high 85 yards and his first touchdown in a Catamount uniform ... WR **MALIK KNIGHT** caught a career-best six passes for 67 yards, his fourth-best single-game ... transfer WR **DOMINIC DUTTON** caught three passes for a career-best 97 yards;
- Redshirt freshman RB **MARKEL TOWNSEND** rushed a career-high 13 times – 11 in the fourth quarter alone – and finished with a career-best 56 yards on the ground;
- CB **HASAAAN SYKES** totaled a career-high 11 tackles, eight solo ... DL **JUSTIN WALLACE** was credited with a career-high five tackles, three solo, while his line counterpart **JAHLEEL ANDERSON** finished with four stops ... Freshman LB **HANK BODINE** matched his career high with three tackle;
- Transfer DL **SEAN MORRIS** posted his second-straight two-sack performance, matching his career-best set against Elon the week prior ... Western Carolina was credited with 15 quarterback hurries on defense, led by **KENYON PARTRIDGE** with seven and three by **JUSTIN WALLACE**;
- Safety **SAMAURIE DUKES** came up with WCU's fifth interception, posting the sixth INT of his career.

POST-GAME NOTES – VS. ELON (SEPT. 13, 2025):

- The loss halted Western Carolina's two-game series win streak over Elon as the Phoenix earned its first victory over the Catamounts since 2012 – and the first in Cullowhee since 2011;
- Western Carolina's defense came up with a season-best pair of interceptions against Elon, with both **JENO JUNIUS JR.** and **JHAMARI PIERRE-LOUIS** recording the first picks of their collegiate career ... WCU has four interceptions through three games, tied for the sixth-most in the NCAA FCS ... With seven takeaways on the season – four interceptions and three fumble recoveries – the Catamounts also rank tied for sixth nationally;
- Redshirt freshman WR **JAMES TYRE** hauled in a career-high eight passes for a career-best 87 receiving yards with one touchdown catch ... He scored his single-game career-best second touchdown on a 62-yard scoop-and-score on an offensive fumble return ... senior transfer WR **DOMINIC DUTTON** returned the second-half kickoff 97 yards for a touchdown ... It was WCU's first kickoff return for a score since Calvin Jones returned a kick 95 yards for a TD against ETSU on Nov. 13, 2021 ... Dutton's 97 yard return was tied for the fifth-longest in program history, matching Kerry Hayes (97 yards, vs. Furman – Oct. 2, 1993)
- Tyre and Dutton both had career days with all-purpose yards ... Tyre posted a career-best 172 yards (62 yds rushing, 87 yds receiving, 23 yds punt return) while Dutton finished with 152 yards (9 rushing, 46 receiving, 97 kickoff return);

BELL VS. OPPONENTS AT WCU

OPPONENT	W-L	STREAK
Arkansas	0-1	L-1
CAMPBELL	1-1	W-1
Charleston Southern	2-0	W-2
CHATTANOOGA	3-1	W-3
Eastern Kentucky	1-1	W-1
ELON	1-1	L-1
ETSU	2-2	L-1
FURMAN	2-2	W-1
GARDNER-WEBB	0-2	L-2
Georgia Tech	0-1	L-1
MERCER	0-4	L-4
Montana	0-1	L-1
NC State	0-1	L-1
Oklahoma	0-1	L-1
Presbyterian	1-0	W-1
SAMFORD	3-2	W-3
THE CITADEL	3-1	W-2
VMI	3-1	W-1
WAKE FOREST	0-1	L-1
WOFFORD	4-0	W-4
TOTALS	26-24	W-2

BELL RECORD – BY UNIFORM:

JERSEY / PANT COLOR	RECORD
White / White (14x)	8-6 (L-1)
White / Gold (8x)	4-4 (W-3)
White / Purple (7x)	2-5 (L-4)
Purple / White (7x)	4-4 (W-2)
Purple / Gold (8x)	4-4 (W-1)
Purple / Purple (5x)	4-1 (L-1)

BELL RECORD YEAR-BY-YEAR

JACKSONVILLE	OVERALL	PFL	FINISH
2007	3-8	2-5	t-6th
2008	9-4	7-1	1st
2009	7-4	6-2	t-3rd
2010	10-1	8-0	t-1st
2011	7-4	6-2	3rd
2012	7-4	5-3	t-4th
2013	5-6	4-4	6th
2014	9-2	7-1	t-1st
2015	9-2	6-2	t-3rd
TOTALS	66-35	52-19	
VALDOSTA STATE	OVERALL	GSC	FINISH
2016	8-3	6-2	t-2nd
2017	5-4	5-3	t-2nd
2018	14-0	8-0	1st
TOTALS	27-7	19-5	
WESTERN CAROLINA	OVERALL	SoCon	FINISH
2021	4-7	4-4	4th-t
2022	6-5	4-4	5th
2023	7-4	5-3	4th
2024	7-5	6-2	2nd
2025	2-3	1-0	
TOTALS	26-24	20-13	
ALL-TIME	119-66		

MISC. STATS / NOTES

WESTERN CAROLINA 2025 OPENING DRIVES:

OPP	RESULT	DETAILS
GAWB	PUNT.....	S. Brantley, 43 yd punt after gaining 2 yds
@WFO	PUNT.....	S. Brantley, 52 yd punt after gaining 15 yds
ELON	TD	B. Judy to J. Tyre, 4 yds; 10-75 yds, 3:19
SAM	TD	T. Dickens to C. Reid, 14 yd TD; 7-71 yds, 2:34
@CAMP	DOWNS	Stalled at the CAMP 9 yd line; 9-65 yds, 2:54
@WOF		
FUR		
@CIT		
@UTC		
MER		
ETSU		
@VMI		

WCU 2025 2ND HALF OPENING DRIVES:

OPP	RESULT	DETAILS
GAWB	PUNT.....	S. Brantley, 50 yd punt after gaining 0 yards
@WFO	PUNT.....	S. Brantley, 42 yd punt after gaining 16 yds
ELON	TD	D. Dutton, 97-yd kickoff return
SAM	TD	T. Dickens to P. Richards-Baker, 20 yds; 4-48 yds, 1:11
@CAMP	TD	T. Dickens to P. Boyd, 10 yds; 4-34 yds, 2:07
@WOF		
FUR		
@CIT		
@UTC		
MER		
ETSU		
@VMI		

WCU OFFENSE – 2025 BALL CONTROL STATS:

OPP	DRIVES	3&OUT	1ST DWNS	TOP
GAWB	18	6	21	24:22
@WFO	15	4	17	35:58
ELON	14	5	25	29:37
SAM	13	0	31	29:47
@CAMP	16	3	27	23:20
@WOF				
FUR				
@CIT				
@UTC				
MER				
ETSU				
@VMI				

TOTAL DRIVES:.....76.....18.....121

WCU DEFENSE – 2025 BALL CONTROL STATS:

OPP	DRIVES	3&OUT	1ST DWNS	TOP
GAWB	18	3	25	35:38
@WFO	16	2	21	24:02
ELON	16	5	24	30:23
SAM	12	2	34	30:13
@CAMP	15	6	24	36:40
@WOF				
FUR				
@CIT				
@UTC				
MER				
ETSU				
@VMI				

TOTALS:.....77.....18.....128

- Sophomore LB **JORDAN THOMPSON** was credited with a career-high 11 tackles against Elon, his first double-digit tackle performance with the Catamounts ... Seven Catamounts matched or eclipsed their career-high for tackles against Elon, with **HASAA SYKES** recording a career-best nine and **KEN MOORE JR.** credited with eight total stops.
- Specialists **STEPHEN BRANTLEY** and **MARCUS TROUT** had career days ... Brantley uncorked a career-long 76-yard punt, the second-longest in the NCAA FCS this season ... Trout scored a career-high seven points with four made PATS and his first career field goal – a 28-yard boot.

POST-GAME NOTES – AT WAKE FOREST (SEPT. 6, 2025):

- Western Carolina fell to 0-64 all-time against teams in the NCAA D-I Football Bowl Subdivision (FBS) that includes a 0-35 record against teams currently in the ACC ... WCU fell to 0-4 all-time against Wake Forest in the series;
- Western Carolina dropped its EIGHTH straight game when entering a game nationally ranked in the NCAA Football Championship Subdivision (FCS) ... the Catamounts were relegated to a 0-2 start to 2025, a second-straight year of dropping their first two games of the season, and a third time under head coach Kerwin Bell over the past five years;
- WCU's offense was limited to 238 yards of total offense at Wake Forest, the second-lowest output by the Catamounts under head coach Kerwin Bell ... the lowest was 178 against Oklahoma back in 2021 ... WCU was held to just 34 combined rushing yards, *the fewest yards gained on the ground* during head coach Kerwin Bell's five-year tenure ... Under Bell, WCU has had one game in each season where it was held below 300 yards – and only once has that happened twice in a season (2021 – vs. *Oklahoma and Chattanooga*);
- Despite surrendering 42 points, Western Carolina held the Demon Deacons TO 0-FOR-2 IN THE RED ZONE, forcing a turnover on downs and a missed field goal attempt;
- Redshirt sophomore quarterback **#17 BENNETT JUDY** set a career-high with 155 passing yards at Wake Forest, coming on a career-high 18 completions and 32 attempts ... His previous benchmark was 151 against Gardner-Webb;
- Redshirt junior wide receiver **#7 MALIK KNIGHT** hauled in a career-best five passes against WFU ... redshirt freshman tailback **#28 MARKEL TOWNSEND** scored his first collegiate touchdown at Wake Forest on a scoring drive orchestrated by classmate **ISAAC LEE**.

POST-GAME NOTES – VS. GARDNER-WEBB (AUG. 30, 2025):

- Western Carolina suffered its third straight season-opening loss, falling to 1-4 all-time under head coach Kerwin Bell in a season's first game ... WCU's two-game win streak dating back to last season was halted with the defeat ... the Catamounts defeated VMI (58-28) and won at Samford (47-42) to conclude the 2024 season, finishing with seven victories, including a school-record six SoCon wins;
- Western Carolina's 45 points were the most by a Catamount squad in an opener since putting 52 on the board at Charleston Southern in 2022 ... It also marked the second-most point hung on the scoreboard by WCU under head coach Kerwin Bell ... the 52 points surrendered were the most by a Catamount opponent since the 2023 opener at Arkansas when the Razorbacks scored 56;
- WCU redshirt sophomore QB **#17 BENNETT JUDY** made his first career start in the season opener, posting a then career-high 15-of-27 passing for a career-best 151 yards and two touchdowns ... redshirt freshman QB **#11 ISAAC LEE** made his collegiate debut, tossing a 69-yard TD strike to Malik Knight;
- Redshirt sophomore RB **#1 PATRICK BOYD JR.** ran for a career-best 142 yards as part of amassing a career-high 194 all-purpose yards ... Among his 142 yards was a career-long 70-yard romp ... Returning redshirt junior RB **#20 CAMURY REID** has a triumphant return to Cullowhee, scoring his first and second career TDs, coming on just six touches and seven yards gained;
- Redshirt freshman WR **#16 JAMES TYRE** and true freshman WR **#80 TREY WALKER** both caught their first career touchdown passes in the loss to Gardner-Webb ... Tyre led the team with five catches and 66 receiving yards ... Red-shirt junior WR **#7 MALIK KNIGHT** caught one pass, a season's best 69-yard scoring strike from Isaac Lee, his first career passing TD and the second career scoring reception by Knight.

QB TARON DICKENS AMONG WESTERN CAROLINA'S ALL-TIME CAREER LEADERS

CAREER PASSING YARDS:

1. Tyrie Adams	2016-19	8,978	+6,414
2. Troy Mitchell.....	2012-15	7,354	+4,790
3. Cole Gonzales.....	2022-24	6,682	+4,118
4. Mike Pusey.....	1977-79	6,160	+3,596
5. Lonnie Galloway	1990-93	5,545	+2,981
6. Jeff Gilbert	1981-84	5,508	+2,944
7. Don Dalton	1967-69	5,289	+2,725
8. Brian Gaither.....	2000-03	5,159	+2,595
9. Ronnie Mixon	1979-82	5,099	+2,535
10. Willie Perkins	1982-86	4,449	+1,885
11. Jimmy Williams	1964-66	4,208	+1,644
12. Todd Cottrell	1987-89	3,933	+1,369
13. Chad Greene.....	1991-95	3,407	+843
14. Hal Mote	1970-72	3,297	+733

-- **TARON DICKENS..... 2023--..... 2,564**

CAREER PASSING TOUCHDOWNS:

1. Tyrie Adams	2016-19	64	+41
2. Cole Gonzales.....	2022-24	51	+28
3. Troy Mitchell.....	2012-15	50	+27
4. Mike Pusey.....	1977-79	43	+20
5. Don Dalton	1966-69	39	+16
6. Jeff Gilbert	1981-84	33	+10
7. Lonnie Galloway	1990-93	30	+7
8. Brian Gaither.....	2000-03	27	+4
9. Chad Greene.....	1991-95	26	+3
10. TARON DICKENS.....	2023--.....	23	
Carlos Davis	2020-22	23	
12. Rogan Wells	2021	20	
Zack Jaynes	2008-10	20	
Jimmy Williams	1964-65	20	

'PLAY FAST, SCORE FASTER' – MORE NOTES ON WCU'S OFFENSE:

- WCU's offensive mantras include "Play Fast, Score Faster" and "Hit the Gas (HTG)" – and the Catamounts have lived up to it ... Of WCU's 60 scoring drives in 2022, 28 were in SIX-OR-FEWER plays including four, three-play drives, five two-play drives, and three single-play scoring drives ... 2023: 60 total scoring drives; 31 drives of six-or-fewer plays with four two-play drives and one, one-play drive ... 2024: 55 total scoring drives; 17 of six-or-fewer plays, one, 1-play drive ... In 2025: 26 total scoring drives, 13 of six-or-fewer plays with one, 1-play drive;
- Under **KERWIN BELL**, the Catamounts have scored 30-or-more points in **30 of the 50** (60%) games and have recorded 40-or-more points a combined 17 times ... Over the past FIVE seasons, WCU has amassed 1,695 total points in 50 games (356 in 11 games in 2021; 351 in 11 games in 2022; 413 in 11 games in 2023; 397 in 12 games in 2024; **178 in five games in 2025**), averaging **33.9 points per game**;
- WCU has recorded 500 or more yards of total offense a combined **24 times** under the Bell offense – averaging at least FIVE games per season, hitting the 500-yard plateau for the first time in 2024 at Furman ... WCU has NINE games over 600 yards of offense including a school-record 801 yards at Furman (2024) and high of 733 in 2025.

YEAR	OPPONENT	RESULT	TOTAL OFF.	RUSHING	PASSING
2025	vs. Samford	W, 50-35	733 yds	151 yds	582 yds
	at Campbell	W, 42-35	564 yds	76 yds	488 yds
2024	at Furman	W, 52-20	801 yds	149 yds	652 yds
	at #17/14 Mercer	L, 44-34	582 yds	187 yds	395 yds
	vs. #25/18 Chattanooga	W, 38-34	548 yds	117 yds	431 yds
	vs. VMI	W, 58-28	534 yds	216 yds	318 yds
	vs. ETSU	W, 58-7	687 yds	174 yds	513 yds
2023	vs. #7/8 Samford	W, 30-7	546 yds	284 yds	262 yds
	at Eastern Kentucky	W, 27-24	551 yds	211 yds	340 yds
	Charleston Southern	W, 77-21	683 yds	237 yds	446 yds
	at The Citadel	W, 49-14	569 yds	261 yds	308 yds
	at #20/24 Chattanooga	W, 52-50	551 yds	275 yds	276 yds
2022	at Charleston Southern	W, 52-38	616 yds	183 yds	433 yds
	vs. Presbyterian	W, 77-21	766 yds	384 yds	382 yds
	vs. VMI	W, 38-17	521 yds	161 yds	360 yds
	at Furman	L, 47-40	691 yds	229 yds	462 yds
	vs. Wofford	W, 36-29	515 yds	247 yds	268 yds
2021	vs. Eastern Kentucky	L, 31-28	501 yds	226 yds	275 yds
	vs. Samford	L, 42-37	503 yds	182 yds	321 yds
	at Garner-Webb	L, 52-34	650 yds	223 yds	427 yds
	at The Citadel	W, 45-31	577 yds	176 yds	401 yds
	vs. Furman	W, 43-42	538 yds	152 yds	386 yds
	vs. ETSU	L, 56-35	544 yds	134 yds	410 yds
	at VMI	W, 52-24	616 yds	217 yds	399 yds

NOTING WESTERN CAROLINA'S 2025 FOOTBALL SCHEDULE:

- WCU's 2025 schedule spans 12 of the 14 regular-season weeks, equally split between E.J. Whitmire Stadium / Bob Waters Field and six road contests that include four in SoCon play and a pair of instate nonconference matchups ... the Catamounts will enjoy six home games on their 2025 schedule, the most at Whitmire Stadium since 2019;
- Western Carolina opened Southern Conference play at home as it welcomed the Samford Bulldogs to Cullowhee on WCU's Family Weekend slated for Sept. 20 ... the Catamounts scored a historic 47-42 road win over the Bulldogs in Birmingham last November, halting a 10-game winless drought on the road in the series with the first road victory in Birmingham since 1969 ... the Catamounts have won two straight over Samford, winning at home 30-7 in 2023;
- Before closing the season with seven straight league games, WCU played its final non-conference game of the regular season on Sept. 27 in the return matchup with Campbell in the first-ever meeting in Buies Creek ... the Catamounts avenged last year's 24-16 home defeat in the program's first NCAA Division I meeting.;
- Western Carolina looks to halt a **42 YEAR DROUGHT** of advancing to the NCAA post-season, trying to return to the NCAA Division I FCS playoffs for the first time since making a run to the national title game in 1983 – the **FIRST** SoCon team to play for the national title ... The Southern Conference regular season champion garners the league's automatic bid into the postseason field.

**TRANSFER IN >>>>**

PLAYER, POSITION	KEY STATISTICS	PREVIOUS SCHOOLS
Jahleel Anderson, DL	8 GP, 9 tackles (4UA), 1 TFL	Alcorn State / Highland CC
Jackson Banks, DL	10 GP @MGC, 15 tackles	ODU / Mississippi Gulf Coast
Anthony Benjamin, RB	3-star prep; 1 GP in 2 yrs @JSU	Jacksonville State
Cam'Ron Dabney, DB	2 yrs @NIU, 11 tackles in 17 GP	Northern Illinois / Kansas
Dominic Dutton, WR	19 GP in 2 yrs @ODU; 9–201 yds, 4TD	ODU / South Carolina
Ilija Krajnovic, OL	10 GP in 4 yrs @BC	Boston College
Ryan McKinnis, LB	6 GP in 2 yrs @APP	Appalachian State
Vito Moriana-Sigel, OL	12 GP @MVSU, 4th in fewest sacks	Mississippi Valley
Sean Morris, DL	12 GP @UA in '24, 17 tackles	UAlbany / Morgan State
Emmett Rhoades, LS	DNP @FAMU, 1 GP at Akron	Akron / Florida A&M
Painter Richards-Baker, WR	29 GP in 4 yrs; 29–458, 3TD	Dartmouth
Gavin Rowell, DL	18 GP in 3 yrs; 55 tackles, 9.5 TFL	Tusculum
Renard Smith, OL	10 GP at UPIke, 2nd TM All-AAC	Pikeville
Marcus Striggles, WR	10 GP @Concord, 48–600, 1 TD	Concord Univ.
Jaylen Terzado, WR	Back to WCU; 8 GP, 11–109, TD in '23	Bethune-Cookman
Marseille Taylor, DB	5 GP in 2 stops, 3 tackles	USF / SFA
Jordan Thompson, LB	13 GP in 2 yrs, 37 tackles, 2.5 TFL	Middle Tennessee

<<<< TRANSFER OUT

PLAYER, POSITION	KEY STATISTICS	NEW SCHOOL
Zion Booker, WR	17 GP in 2 yrs; 47–716 yds, 4 TDs, all in '24	Tulsa
Caleb Carter, OL	34 career GP, former walk-on	Michigan State
Maddox Cowart, PK	DNP in 2024	Wofford
Peyton Davis, OL	9 GP, offense reserve, special tms.	The Citadel
Santana Fleming, WR	9 GP, 5–55 yds	Dodge City CC
Cole Gonzales, QB	511-of-803, 6,682 yds, 51 TDs; 7,244 total	Pittsburgh
Calvin Jones, WR	42 GP in 5 yrs, 111 rec, 1,445 yds, 7 TD	Samford
Isaiah Johnson, WR	11 GP, 21–303 yds, 5 TDs in '24	Cincinnati
Jordy Lowery, DB	24 GP in 3 yrs; 51 tackles, 6 INTs in '24	East Carolina
Edwin Moore Jr., DL	12 GP, 18 tackles, 3 TFL, TD vs. Campbell	Maryland
Tahjae Mullix, DL	22 GP in 2 yrs, 49 tackles, 2.5 TFL	Oregon State
Christian Murphy, LB	3 yrs, DNP at WCU	Clark Atlanta
Camden Myers, OL	DNP in 2024	Southern Miss
Mateo Sudipo, DB	3 yrs, 24 GP, 103 tackles, 4.5 TFL, 3 INT	Bowling Green
Derek Simmons, OL	16 GP in 2 yrs, All-SoCon 2nd Tm in '24	Oklahoma
De'Andre Tamarez, WR	27 GP in 3 yrs, 43–741 yds, 10 TD	Marshall
Antarron Turner, LB	27 GP in 3 yrs, 71 tackles, 6.5 TFL, 3 sacks	Wisconsin
Jake Young, TE	16 GP in 2 yrs, 30–325 yds, 2 TD	Charlotte



2025
SOUTHERN
CONFERENCE
FOOTBALL

2025 SoCon FOOTBALL STANDINGS

SoCon Team (AFCA/STATS)	SoCon	Overall
Mercer ^{22/IRV}	3-0 1.000	3-1 .750
Furman ^{RV/-}	1-0 1.000	3-1 .750
Western Carolina ^{RV/-}	1-0 1.000	2-3 .400
The Citadel	2-1 .667	2-3 .400
VMI	0-0 .000	1-3 .250
Chattanooga	0-1 .000	1-4 .200
ETSU ^{RV/-}	0-1 .000	2-3 .400
Wofford	0-1 .000	0-4 .000
Samford	0-3 .000	0-5 .000

* = Automatic Bid

RESULTS & UPCOMING SoCon SCHEDULE:

SEPT. 27 (SATURDAY)

Furman 41, Samford 13 *	Birmingham, Ala.
Western Carolina 42, Campbell 35	Buies Creek, N.C.
Mercer 38, ETSU 34 *	Johnson City, Tenn.
The Citadel 28, Chattanooga 10 *	Chattanooga, Tenn.

OCT. 4 (SATURDAY)

Chattanooga at VMI *	1:30 pm	Lexington, Va.
Western Carolina at Wofford *	1:30 pm	Spartanburg, S.C.
ETSU at Furman *	2 pm	Greenville, S.C.
Samford at Mercer *	4 pm	Macon, Ga.

OCT. 11 (SATURDAY)

Mercer at Princeton	1 pm	Princeton, N.J.
Norfolk State at Wofford	1:30 pm	Spartanburg, S.C.
Valdosta State at The Citadel	2 pm	Charleston, S.C.
Furman at Western Carolina *	2:30 pm	Cullowhee, N.C.
VMI at ETSU *	3:30 pm	Johnson City, Tenn.

OCT. 18 (SATURDAY)

Furman at Wofford *	Noon	Spartanburg, S.C.
ETSU at Chattanooga *	1:30 pm	Chattanooga, Tenn.
Samford at VMI *	1:30 pm	Lexington, Va.
Western Carolina at The Citadel *	2 pm	Charleston, S.C.

- **BOLD** = Home Team
- * Southern Conference gameWESTERN CAROLINA'S OVERTIME
RECORD SINCE 1977 (DIV. I)

YEAR	RESULT	OT	OPPONENT (DATE)
1991	L, 27-24	2OT	at Marshall (11/2)
1998	W, 331-24	2OT	ETSU (9/26)
1999	L, 35-32	OT	Samford (11/5)
2004	L, 26-20	OT	at Gardner-Webb (9/25)
2006	L, 17-14	OT	Chattanooga (11/14)
2006	L, 30-27	OT	at The Citadel (11/21)
2008	L, 38-31	OT	Georgia Southern (11/25)
2013	W, 27-24	OT	Elon (10/26)
2017	L, 35-38	OT	at #5 Wofford (10/7)
2018	L, 45-43	3OT	at ETSU (10/27)
2019	W, 23-20	OT	ETSU (11/9)
11 GAMES – 3-8 OVERALL (3-3 Home, 0-5 Road)			

WESTERN CAROLINA'S 2024 POSTSEASON RETURNING AWARD WINNERS:

AJ Colombo	All-Southern Conference, WR (1st team, Coaches)
Taron Dickens	SoCon All-Freshman Team – Offense (QB); Finalist for the 2024 Jerry Rice Award (15th) Phil Steele Freshman All-America (QB); HERO Sports Freshman All-America (QB)
Bo Simpson-Nealy	SoCon All-Freshman Team – Defense (DB)
Zach Watson	SoCon All-Freshman Team – Offense (OL); Phil Steele Freshman All-America

CATAMOUNTS ON HERO SPORTS BEST RETURNING FCS PLAYERS LISTS:

Branson Adams – No. 27 (RB)	AJ Colombo – No. 18 (WR)	Taron Dickens – HM (QB)
------------------------------------	---------------------------------	--------------------------------

PRESEASON COACHES POLL

Team (1st-place votes)	Total
1. Mercer (6)	60
2. Chattanooga (2)	50
3. WESTERN CAROLINA (1)	49
4. ETSU	43
5. Samford	40
6. Furman	36
7. Wofford	19
8. The Citadel	17
9. VMI	10

COMBINED 11 CATAMOUNTS NAMED ALL-SoCon, THE MOST AMONG LEAGUE MEMBERS:

- Western Carolina football landed 11 players on the 2025 Preseason All-Southern Conference team, punctuated by the SoCon's Preseason Offensive Player of the Year for a second-straight season. Redshirt sophomore quarterback **TARON DICKENS** was dubbed the league's top offensive player and first-team All-SoCon as part of the SoCon Football Media Day;
- Dickens was joined on the preseason All-SoCon first-team offense by backfield counterpart in running back **BRANSON ADAMS** and returning All-Freshman and third-team Freshman All-America selection in 2024, offensive lineman **ZACH WATSON**. Defensive end **CALEB FISHER**, linebacker **HAYWARD MCQUEEN JR.**, and defensive back **KEN MOORE JR.** were also each named to the first-team defense ... Dickens is the third WCU QB to earn the top preseason offensive award since 2019, joining Cole Gonzales (2024) and Tyrie Adams (2019). Branson Adams and Samaurie Dukes were both second-team preseason All-SoCon selections a year ago.
- Offensive lineman **AARON SANEZ**, who returns from an injury that sidelined him a season ago, and wide receiver **MALIK KNIGHT** were both dubbed second-team preseason All-SoCon on offense. That duo was joined on the second-team defense by veteran defensive end **MICAH NELSON**, linebacker **BLUE MONROE**, and safety **SAMAURIE DUKES**.
- All nine league teams were represented on the 2025 preseason All-SoCon team. Western Carolina and Mercer landed a conference-best 11 preseason All-SoCon honorees, including a league-best six first-team selections.

CATAMOUNTS PICKED THIRD IN SoCon PRESEASON POLL:

- Western Carolina was picked third in the official preseason coaches' poll for a second consecutive season, following its program-best six SoCon victories as the league runner-up a year ago. It is the seventh time since 1983 that WCU was picked third in the SoCon preseason poll by the head coaches, and the third time over the last 10 seasons (2025, 2024, 2015). The Catamounts received one of a possible nine first-place votes and were just one point back of preseason second-place pick Chattanooga.

QB DICKENS ON WALTER PAYTON AWARD WATCH LIST, PRESEASON ALL-AMERICA:

- Western Carolina redshirt sophomore QB **TARON DICKENS** was listed among the 30 preseason hopefuls vying for the 2025 **Walter Payton Award** presented by Stats Perform FCS ... the Payton Award is given annually to the national offensive Player of the Year in the NCAA Football Championship Subdivision (FCS);
- Dickens is one of 10 quarterbacks on the list – and one of just TWO from the Southern Conference players to grace this year's preseason list ... Dickens joined by a Samford quarterback Quincy Crittendon;
- The Walter Payton Award was first presented in 1987. More players can join the watch list before a national media panel selects the winner from a group of finalists after the regular season.



2025 CATAMOUNT FOOTBALL – SEASON GAME-BY-GAME PREVIEW IN BRIEF

GAME 1		GARDNER-WEBB Saturday, Aug. 30 CULLOWHEE L, 52-45	CULLOWHEE — Josiah Harris pulled down a game-sealing interception and Nate Hampton ran for a 26-yard score to pull away late as Gardner Webb stormed back to beat Western Carolina 52-45. The Runnin' Bulldogs were down 35-7 after WCU scored 35 unanswered points, rallying down the stretch to upset FCS No. 19 WCU. In his first start, Bennett Judy finished 15-of-27 with 151 yards, two touchdowns and an interception for WCU. Hampton was 12-of-30 with two scores, adding 130 and four rushing TDs. It was the third-straight series win for GWU.
GAME 2		at Wake Forest Saturday, Sept. 6 Winston-Salem, N.C. L, 42-10	WINSTON-SALEM, NC — Demond Claiborne scored on three touchdown runs as Wake Forest beat Western Carolina 42-10 in a weather-hampered game. Claiborne, who suffered a rib injury in the opener, finished with 193 yards on 10 carries with two first-quarter TD runs. QB Robby Ashford was 13 for 22 for 227 yards with a 64-yard strike to Sterling Berkhalter in the third. Western Carolina scored on a Christian Lowery 23-yard field goal, and got into the end zone with less than seven minutes left on Markel Townsend's 1-yard TD run.
GAME 3		ELON Saturday, Sept. 13 CULLOWHEE L, 37-31	CULLOWHEE — Landen Clark accounted for 377 yards of offense and four touchdowns to lead Elon to a 37-31 victory over Western Carolina. Clark broke loose on a 10-yard TD run and connected with Isaiah Fuhrmann on the two-point try to cap the scoring with about five minutes left. Asher Cunningham intercepted Isaac Lee with 49 seconds left to seal it. Clark finished 11-of-28 passing for 305 yards with two touchdowns and added 72 yards on the ground with two scores. James Tyre and Dominic Dutton both scored two touchdowns apiece for the Catamounts.
GAME 4		SAMFORD * Saturday, Sept. 20 CULLOWHEE W, 50-35	CULLOWHEE — Taron Dickens had career highs with 582 yards passing and six touchdowns as Western Carolina pulled away from Samford for a 50-35 victory. Dickens was 35-of-46 passing and connected with 10 receivers. Camury Reid (4-107 yds) caught three touchdown passes, and he added 39 yards rushing and TD. WCU built a 21-20 halftime lead before Dickens threw three TD passes, including his 62-yarder to Reid, that capped a 29-point third quarter. Quincy Crittendon was 35-of-54 for 456 yards and threw each of his three touchdown passes to Calvin Jones.
GAME 5		at Campbell Saturday, Sept. 27 Buies Creek, N.C. W, 42-35	BUIES CREEK, NC — Taron Dickens threw for 427 yards with four touchdown passes and Western Carolina defeated Campbell 42-35. The Catamounts scored 21 points in the second quarter and led 28-10 at halftime. Dickens' fourth TD pass — 10 yards to Patrick Boyd Jr. — made it 35-10 early in the third quarter. Wide receiver James Tyre threw a 61-yard touchdown pass to Painter Richards-Baker for the Catamounts' final score and a 42-28 lead. Camden Sixkiller threw for 205 yards and led the Fighting Camels in rushing with 55 yards and two TDs.
GAME 6		at Wofford * Saturday, Oct. 4 Spartanburg, S.C. 1:30 pm	October opens with a short road trip to the South Carolina Upstate to face the Wofford Terriers at Gibbs Stadium in Spartanburg. The Catamounts have won four-straight in the head-to-head series with Wofford, though the last three meetings have been decided in one-possession games and a combined 14 points. Last year, WCU hosted Wofford without fans in the wake of Hurricane Helene. Jalynn Williams scored a late third-quarter TD that provided the final score after a scoreless fourth. WCU trails in the all-time series, 18-28, with just six of the wins coming on the road.
GAME 7		FURMAN * Saturday, Oct. 11 CULLOWHEE 2:30 pm	Western Carolina hosts chromatic rival Furman in mid-October in the "Battle for Purple Supremacy" in the Southern Conference on Heroes Day in Cullowhee. Last year, Cole Gonzales threw for 620 yards as part of WCU racking up 801 yards of total offense in the 32-point, 52-20 win. It was the third-largest setback suffered by a Clay Hendrix-led Paladin team and Furman's second-largest in stadium history. Despite the win last season, Furman has won seven of the last nine series meetings. WCU trails in the series, 14-36-2, including a 7-17-1 mark in Cullowhee.
GAME 8		at The Citadel * Saturday, Oct. 18 Charleston, S.C. 2 pm	The Catamounts head down I-26 to the South Carolina Lowcountry and Johnson Hagood Stadium for the 50th all-time in series meeting with The Citadel in mid-October. WCU has won four of the last five series meetings, and two-straight in Charleston. Last year, a pair of red-zone interceptions by QB Jonathan Bennett stalled the Bulldogs, while Jalynn Williams scored three rushing TDs — two coming on WCU's five first-half possessions. In the last meeting in Charleston, WCU throttled The Citadel with five Desmond Reid first-half rushing TDs en route to a 49-14 victory.
GAME 9		at Chattanooga * Saturday, Nov. 1 Chattanooga, Tenn. 4 pm	Coming off the bye week (Oct. 25), the Catamounts remain on the road as they travel to the Scenic City to face the Chattanooga Mocs. The last three series meetings — each WCU victories — have been decided by four points or fewer and nine combined points. In 2022, WCU scored the game-winning TD in the final minute (32-29). Richard McCollum nailed a walk-off 32-yard field goal to cap an instant classic between two ranked teams in WCU's 52-50 win in 2023. Last year, Ken Moore intercepted a pass at the 12 with 0:33 remaining to preserve the 38-34 win. WCU is 15-6 after the bye week under Kerwin Bell.
GAME 10		MERCER * Saturday, Nov. 8 CULLOWHEE 2:30 pm	Western Carolina faces a tough challenge on Homecoming 2025 as the Catamounts look to put the clamps on a nine-game losing skid in the series when it hosts defending SoCon champion, Mercer. After winning the first two meetings in 2014 and 2015, WCU has been unable to solve the Bears, trailing 2-9 in the series. Last year in Macon, WCU twice rallied to within three in the fourth quarter, but could not find the subsequent stop. Paxton Robertson hit a 44-yard FG with five and a half minutes to play, but the Bears drove 77 yards in six plays to put the game on ice.
GAME 11		ETSU * Saturday, Nov. 15 CULLOWHEE Noon	Mountain-rivals Western Carolina and ETSU meet in "Blue Ridge Border Battle" in Cullowhee. The Bucs took back the traveling trophy, "the Rock" with last year's 24-21 win in Johnson City. The Catamounts carried a 21-17 lead into the fourth quarter and ETSU scored the game-winner with six minutes to play and managed to run out the clock. WCU amassed 687 yards of offense in dominating the most recent Cullowhee meeting, 58-7. WCU leads the series 27-26-1 with five of the last seven series meetings decided in one-possession games, including a pair in overtime.
GAME 12		at VMI * Saturday, Nov. 22 Lexington, Va. Noon	Western Carolina closes the regular season in northern Virginia, visiting the VMI Keydets at Foster Stadium. The Catamounts hold a commanding 26-5 lead in the all-time series with 11 wins in games played in Lexington. But the Keydets won the most recent meeting on post with a 27-24 home victory over WCU in 2023 that thwarted WCU's bid for the NCAA FCS playoffs. Last year, the Catamounts exploded for 35 points in a decisive second quarter, including three scores inside the final three minutes of the second frame to lead 41-7 at half in the 58-28 victory.

WHO TO WATCH FOR – CATAMOUNT OFFENSE

#1 – PAT BOYD JR. // 5-10, 170 LBS // R-SOPHOMORE // RB // FORT LAUDERDALE, FL



- Entering his third season at WCU ... After playing in four games as a wide receiver in 2023 as a redshirt freshman, he averaged 16 yards per catch, finishing the season with 89 combined total yards;
- Converted to running back where he appeared in five games, finishing the year with 201 yards on the ground, 37 receiving yards, and 20 yards on kick returns – 258 combined yards ... Ran for a career-high 59 yards and his first collegiate touchdown in WCU's victory over VMI;
- Ran for a career-best 142 yards on 15 carries in the 2025 opener against Gardner-Webb.

#5 – TARON DICKENS // 5-11, 180 LBS. // R-SOPHOMORE // QB // NORTHWESTERN HS



2025 2ND-TEAM PRESEASON ALL-AMERICA (STATS PERFORM) 2025 PRESEASON ALL-SOUTHERN CONFERENCE SELECTION 2025 SOCON OFFENSIVE PLAYER OF THE YEAR PRESEASON WALTER PAYTON AWARD WATCH LIST

- 11 career games, is 5-1 as the starting QB ... Over three seasons at WCU, is 192-264-3 for 2,564 yards (233.1 yds/gm) with 23 TD passes – already tied for 10th in the WCU career record book ... Has 1,009 passing yards in two games this season;
- **2024 Freshman All-America** honoree by FCS Football Central and a **3rd-team Freshman All-American** by Phil Steele ... Was a **finalist for the Jerry Rice Award** (1,428 passing yards, 12 TDs and two rushing scores).


#7 – MALIK KNIGHT // 6-2, 185 LBS // REDSHIRT JUNIOR // WR // FORT LAUDERDALE, FL



2025 PRESEASON ALL-SOUTHERN CONFERENCE SELECTION

- Has seen action in 21 total games, the bulk coming in 2024 with 12 games played as a reserve on offense and on special teams;
- Recorded a career-best 23 catches for 392 yards, sixth on the team in catches and fourth overall in receiving yards in 2024 ... **In 2025, already has 21 catches for 296 yards** ... Caught his first collegiate touchdown pass in the road win at Furman and recorded a career-high 79 receiving yards at Samford;
- Caught a 69-yard touchdown pass in the opener against Gardner-Webb, representing one of WCU's top ACTIVE deep threats.

#16 – JAMES TYRE // 5-10, 175 LBS // REDSHIRT SOPHOMORE // WR // SUWANEE, GA



- Did not see game action as a true freshman in 2023;
- Has seemingly come out of nowhere to be one of WCU's top receiving threats, filling the void as a dependable, go-to option in place of WR AJ Colombo, who has made a name in that role during his career;
- Has caught at least three passes in each game this season with a career-high eight passes for a 87 yards against Elon ... Turned in his first 100-yard receiving game with 101 yards at Campbell ... Has caught TD passes in THREE of WCU's first FIVE games;
- Is a two-time SoCon Academic Honor Roll recipient (2023-24 & 2024-25).

#20 – CAMURY REID // 5-8, 175 LBS. // JUNIOR // WAXHAW, NC



- After not playing football in 2024, returned to Cullowhee in the spring semester where he took part in WCU's spring drills ... Rushed 10 times for 66 yards in his return, of sorts, in WCU's annual Spring Game;
- Was named to the **2023 SOUTHERN CONFERENCE ALL-FRESHMAN TEAM** on offense after rushing 19 times for 101 yards, while hauling in five passes for 44 receiving yards ... Rushed a career-high 11 times for a career-best 65 yards in the 2023 road win at Wofford;
- Rushed for a pair of scores in his return to the Catamount lineup ... Recorded a career-high four TDs against Samford ... **LEADS the team with SEVEN total touchdowns – four rushing, three receiving.**

#53 – ZACH WATSON // 6-1, 300 LBS // REDSHIRT SOPHOMORE // OL // WAYCROSS, GA



2025 PRESEASON ALL-SOUTHERN CONFERENCE SELECTION

- WCU's most experienced and heralded offensive linemen returning ... Has played and started at center over the past two seasons.
- Played in 11 of the team's 12 games with three starts in his second season as a redshirt freshman, only missing the home game against Wofford ... His three starts came within the final four games ... Including the opener, has played in 15 games for the Catamounts;
- Named to the **2024 Southern Conference All-Freshman team** on offense ... Was a **third-team Freshman All-America** selection by Phil Steele following the year.

WHO TO WATCH FOR – CATAMOUNT DEFENSE


#0 – KEN MOORE JR. // 5-10, 160 LBS // REDSHIRT JUNIOR // NICKEL // MIAMI, FL



2025 PRESEASON ALL-SOUTHERN CONFERENCE SELECTION

- Fourth season, 28 games as a defensive back ... Has five interceptions, including a career-best four in 2024 ... Credited with 71 total tackles in four seasons with 45 solo stops and 6.5 for loss ... Additionally has 18 pass breakups;
- Made his first career start at NC State in the '24 opener ... Posted tackles in all 12 games last season with multiple stops nine times ... Returned an interception 38 yards for a TD against Chattanooga.


#1 – CALEB FISHER // 6-3, 245 LBS // REDSHIRT SENIOR // DE // DECATUR, GA



2025 PRESEASON ALL-SOUTHERN CONFERENCE SELECTION

- Has played in part of FIVE seasons with the Catamounts, appearing in 41 games played ... Has recorded 78 career tackles with 41 solo stops and 17.5 for loss, including 4.5 sacks in 2025;
- Credited with a career-high 37 tackles a season ago, 23 as solo stops and seven for loss with 2.5 tackles for loss.
- Joined fellow Bandit DE Micah Nelson as WCU's representatives at the 2025 SoCon Football Media Day, where he won the student-athlete bowling competition.

#3 – SAMAUURIE DUKES // 5-10, 185 LBS. // JUNIOR // DB // MIAMI, FL



2025 PRESEASON ALL-SOUTHERN CONFERENCE SELECTION

- Has played in 35 career games ... Has 141 career tackles, including 87 solo stops and 8.5 tackles for loss ... Led WCU with three interceptions, ranking **tied for fifth in the Southern Conference** in 2023 ... Missed the games at Elon and Montana, returned vs. Wofford ... Has **SIX career interceptions including TWO in 2024**;
- Was named to the **2022 SoCon All-Freshman team** on defense, earning honorable mention for the FedEx Ground National Freshman of the Week after a career-high nine tackles at Mercer

#5 – HAYWARD MCQUEEN JR. // 6-1, 215 LBS // SENIOR // LB // FORT LAUDERDALE, FL



2025 PRESEASON ALL-SOUTHERN CONFERENCE SELECTION

- A veteran, all-conference caliber linebacker who has played in 38 career games, amassing 176 career tackles with 81 solo stops and 18 for loss with four sacks;
- Was named to the **2023 Southern Conference All-Freshman team**, earning an honorable mention for FedEx Ground National Freshman of the Week following a career-high 10 tackle performance that included a tackle for loss and a quarterback hurry in the upset win over No. 17/15 Chattanooga in the regular-season finale.

#6 – BO SIMPSON-NEALY // 5-10, 185 LBS // REDSHIRT SOPHOMORE // ALTAMONTE SPRINGS, FL



- Highly-recruited defensive back who looks to make a jump in his second full season on the gridiron ... Has played in 19 games over the past three years;
- Has 61 career tackles, including 37 last season ... Has recorded 9.5 tackles for loss with a sack and an interception;
- Was named to the **2024 Southern Conference All-Freshman Team** defense by the league's head coaches as a redshirt freshman.

#45 – SEAN MORRIS // 6-3, 340 LBS // FIFTH YEAR SENIOR // CHATTANOOGA, TN



- Transferred to WCU from UAlbany where he played the 2024 season, where he recorded 17 tackles in 12 games ... Started his collegiate career at Fullerton College and Morgan State in 2022 and 2023, recording 39 tackles with 4.5 TFLs and 2.5 sacks;
- Ranks tied for third on the WCU squad with 4.5 tackles for loss, while having tallied a team-leading 4.0 sacks ... Has 10 tackles in five games played among the defensive line rotation.

HEAD COACH KERWIN BELL (5TH SEASON)



PERSONAL INFORMATION:

BORN:	June 15, 1965
HOMETOWN:	Mayo, Fla.
ALMA MATER:	Florida, 1987
FAMILY:	Bell and his wife Cosette Odom, have three children; Kade, Kolton, and Kenzley; and a grand daughter, Palmer.

PLAYING EXPERIENCE:

UNIVERSITY OF FLORIDA, former walk-on, three-year starter at QB (1984-88); SEC Player of the Year (1984); First-Team All-SEC (1985) and Honorable mention All-America (1985, 1986)

- ▶ Florida-Georgia Hall of Fame, 1996 inductee
- ▶ Univ. of Florida Athletic Hall of Fame, 1997 inductee

MIAMI DOLPHINS (NFL), 7th-round draft pick (180), 1988

ATLANTA FALCONS (NFL), 1988

TAMPA BAY BUCCANEERS (NFL), 1989

ORLANDO THUNDER (WFLA), 1991-92

SACRAMENTO GOLD MINERS (CFL), 1993-94

EDMONTON ESKIMOS (CFL), 1995

INDIANAPOLIS COLTS (NFL), 1996-97

TORONTO ARGONAUTS (CFL), 1998

- ▶ CFL East All-Star (1998)

WINNIPEG BLUE BOMBERS (CFL), 1999-2000

TORONTO ARGONAUTS (CFL), 2000-01

COACHING EXPERIENCE:

UNIV. OF FLORIDA, graduate assistant (1990)

TORONTO ARGONAUTS, offensive coordinator (2000-01)

TRINITY CATHOLIC HIGH, head coach (2002-06)

JACKSONVILLE UNIV., head coach (2007-15)

- ▶ Pioneer Football League Coach of the Year (2008)

VALDOSTA STATE UNIV., head coach (2016-18)

- ▶ Gulf South Conference Co-Coach of the Year (2018)
- ▶ Don Hansen NCAA Division II Co-Coach of the Year (2018)
- ▶ NCAA Division II National Champion (2018)

UNIV. OF SOUTH FLORIDA, offensive coordinator (2019)

WESTERN CAROLINA UNIV., head coach (2021-)

An accomplished player who worked his way from walk-on to All-American to the National Football League, and a 12-year veteran head coach who won a combined four conference championships and the 2018 NCAA Division II National Championship, **KERWIN BELL** was named the 14th head football coach at Western Carolina University by former Director of Athletics Alex Gary on April 27, 2021.

Bell came to Cullowhee having served as the offensive coordinator at the University of South Florida under head coach Charlie Strong in 2019. He had most recently walked off the field as a head coach following the 2018 NCAA Division II national championship, leading the Valdosta State Blazers where he coached for three seasons, twice making playoff appearances.

- ▶ Bell enters with **118 career victories**, eclipsing the century mark with the 38-17 home win over VMI in Cullowhee on Oct. 2, 2022;
- ▶ Western Carolina posted a second-straight seven win season in 2024 – matching the most for the program since 2017, that included a school-record SIX Southern Conference wins ... His squad finished with five SoCon wins in 2023, matching the most since that same 2017 campaign;
- ▶ Bell scored his first victory as Catamount head coach on Oct. 23, 2021 – a 45-31 victory at The Citadel that halted a six-game seasonal slide;
- ▶ Over a 12-year head coaching career prior to Cullowhee, Bell led the football programs at Valdosta State (2016-18) and Jacksonville University (2007-15). He did this coming on the heels of a 13-year playing career in professional football that included several stops in the NFL and the Canadian Football League;
- ▶ Bell served three seasons as the head coach at Valdosta State where he also guided the offense. He led the Blazers to a 27-7 record during his tenure including a school-record 15 straight victories, two Division II playoff appearances, and won both a conference and a national championship in 2018. He was **named the 2018 Don Hansen NCAA Division II Co-Coach of the Year** and the **Gulf South Conference Co-Coach of the Year** after leading VSU to a 14-0 record – the first unbeaten season in program history that included a thrilling 49-47 victory over Ferris State in the D-II National Championship game. Picked fifth in their conference in the preseason and the No. 3 seed entering the playoffs, the Blazers finished No. 1 nationally in the final AFCA Division II poll;
- ▶ Bell's 2018 offense led the nation in scoring (52.0 ppg), ranked second in first downs (341), and was fourth in total offense (523.9 ypg), red-zone offense (.901), and pass efficiency (167.37). The Blazers scored 728 points on the year, the most in NCAA Division II history, as they posted 7,334 yards (3,676 rushing/3,658 passing) and 7.9 yards per play on the year;
- ▶ Within Bell's system at Valdosta State, QB Rogan Wells finished as the runner-up for the Harlon Hill Trophy, presented to the Division II Player of the Year, and was named both the Region Two and Gulf South Conference Offensive Player of the Year. Wells accounted for 50 touchdowns on the year (including one receiving), led the nation in points responsible for (300), was second in passing touchdowns (38) and points responsible for per game (21.4 ppg), 10th in passing yards (3,075), 12th in passing efficiency (160.6) and 25th in total offense (271.9 ypg). He finished second on the team with 732 yards rushing and led the team with 11 rushing touchdowns;
- ▶ Bell led Valdosta State to runner-up conference finishes in his first two years guiding the program and went 8-3 with a playoff appearance in his first season at the helm in 2016 as the Blazers led the nation with 27 interceptions on defense;
- ▶ Prior to Valdosta, Bell led Jacksonville University for nine seasons, guiding the NCAA Football Championship Subdivision (FCS) program to a 66-35 record and **three Pioneer Football League (PFL) championships**. Serving as offensive coordinator and quarterbacks coach as well as head coach, Bell was named the **2008 PFL Coach of the Year** and was a **finalist for the Eddie Robinson Award** after leading the Dolphins to a 9-4 seasonal record and conference title;
- ▶ He also led Jacksonville to a school-best 10-1 record and conference championship in 2010 as the Dolphins led the nation in total (486 ypg) and scoring (42.2 ppg) offense. JU also posted a 9-2 overall mark and won a conference title in 2014.
- ▶ Originally from Mayo, Fla., Bell was a quarterback at the University of Florida from 1983-87 where he completed over 57 percent of his 953 pass attempts for 7,585 yards and 56 touchdowns. A former walk-on, Bell concluded his collegiate career as the SEC Player of the Year in 1984 after leading Florida to a 9-1-1 record and a conference championship, and both a first-team All-SEC selection and All-America honorable mention in 1985, a season that saw the Gators earn the programs first-ever No. 1 national ranking in the Associated Press poll. Garnering a second honorable mention All-America honor in 1986, Bell was a 1987 team captain and earned the program's Fergie Ferguson Award.
- ▶ Bell was ranked the No. 26 Greatest Gator of all-time from the first 100 years of football at Florida in 2006 by The Gainesville Sun. Bell later served as a graduate assistant for the 1990 season under Steve Spurrier at Florida after earning a degree in psychology in 1987.
- ▶ Bell was selected in the seventh round (pick No. 180) of the 1988 NFL Draft by the Miami Dolphins, beginning his 13-year professional career that saw stops with NFL teams in Miami, Atlanta, Tampa Bay, and Indianapolis as well as stops in the Canadian Football League ... Passed for 19,538 yards and 101 touchdowns in nine seasons in the CFL ... Also played in the World League of American Football (WLAFL).

RECORD AT JACKSONVILLE
66-35

RECORD AT VALDOSTA STATE
27-7

RECORD AT WESTERN CAROLINA
26-24

CATAMOUNT FOOTBALL – TOP PERFORMANCES

WESTERN CAROLINA – TOP TOTAL YARDS:

Team Single Game (All-Time):

801 yards	at Furman (149 rush, 652 pass)	10/19/2024
766 yards	vs. Presbyterian (384 rush, 382 pass)	9/17/2022
733 YARDS	VS. SAMFORD (151 RUSHING, 582 P ASSING)	9/20/2025
711 yards	vs. Lenoir-Rhyne	1969

Team Single Game (2025):

733 yards	vs. Samford (151 rushing, 582 passing)	9/20/2025
564 yards	at Campbell (76 rushing, 488 passing)	9/27/2025
454 yards	vs. Gardner-Webb (221 rushing, 233 passing)	8/30/2025

WESTERN CAROLINA – TOP RUSHING GAMES:

Individual Single Game (All-Time):

288 yards	Detrez Newsome vs. Davidson	9/9/2017
277 yards	Detrez Newsome vs. Chattanooga	10/28/2016
251 yards	Brad Hoover vs. VMI	10/31/1998
243 yards	Anthony James vs. Marshall	11/14/1981
243 yards	Darrell Lipford vs. Presbyterian	10/4/1975

Individual Single Game (2025):

142 yards	Patrick Boyd Jr. vs. Gardner-Webb	8/30/2025
-----------	-----------------------------------	-----------

Team Single Game (All-Time):

483 yards	vs. Davidson	9/9/2017
464 yards	vs. Newberry	10/30/1993
384 yards	vs. Presbyterian	9/17/2022
383 yards	vs. Carson-Newman	1969

Team Single Game (2025):

221 yards	vs. Gardner-Webb	8/30/2025
179 yards	vs. Elon	9/13/2025

WESTERN CAROLINA – TOP PASSING GAMES:

Individual Single Game (All-Time):

620 yards	Cole Gonzales at Furman	10/19/2024
582 YARDS	TARON DICKENS VS. SAMFORD	9/20/2025
474 yards	David Rivers vs. Wofford	10/14/2000
433 yards	Carlos Davis at Charleston Southern	9/3/2022
433 yards	Don Dalton vs. Emory and Henry	1969
431 yards	Taron Dickens vs. #25/18 Chattanooga	11/2/2024
428 yards	David Rivers vs. Tennessee Tech	11/18/2000
427 YARDS	TARON DICKENS AT CAMPBELL	9/27/2025
427 yards	Rogan Wells at Gardner-Webb	9/25/2021
427 yards	Tyrie Adams vs. Gardner-Webb	9/10/2016

Individual Single Game (2025):

582 yards	Taron Dickens vs. Samford	9/20/2025
427 yards	Taron Dickens at Campbell	9/27/2025

Team Single Game (All-Time):

652 yards	at Furman	10/19/2024
582 yards	vs. Samford	9/20/2025
513 yards	vs. ETSU	11/11/2023
488 YARDS	AT CAMPBELL	9/27/2025
474 yards	vs. Emory & Henry	1969
474 yards	vs. Wofford	10/14/2000

Team Single Game (2025):

582 yards	vs. Samford	9/20/2025
488 yards	at Campbell	9/27/2025

WESTERN CAROLINA – TOP RECEIVING GAMES:

Individual Single Game (All-Time):

235 yards	Jon Reed vs. Appalachian State	11/18/1989
232 yards	Craig Aiken vs. The Citadel	10/24/1992
229 yards	De'Andre Tamez vs. #10/9 Montana	9/21/2024
212 yards	Karnorris Benson vs. Mars Hill	9/21/2013
212 yards	Eddie Cohen vs. Georgia Southern	9/29/2007
209 yards	Jerry Gaines vs. Florida A&M	11/3/1973

Individual Single Game (2025):

107 yards	Camury Reid vs. Samford	9/20/2025
101 yards	James Tyre at Campbell	9/27/2025
97 yards	Dominic Dutton vs. Samford	9/20/2025

WCU VS. NCAA FBS TEAMS SINCE 1979

YEAR	OPPONENT	STADIUM	CAPACITY	ATT.	RESULT
2025	at Wake Forest	Allegacy Federal Credit Union	31,500	28,239	L, 42-10
2024	at #24 NC State	Carter-Finley	56,919	56,919	L, 38-21
2023	at Arkansas	War Memorial*	57,583	44,397	L, 56-13
2022	at Georgia Tech	Bobby Dodd	55,000	36,486	L, 35-17
2021	at #4 Oklahoma	Gaylord Family Memorial	80,126	83,538	L, 76-0
2020	at #17 North Carolina	Kenan Memorial	63,000	3,535*	L, 49-9
2020	at #22 Liberty	Williams	25,000	1,000*	L, 58-14
2019	at #5 Alabama	Bryant-Denny	101,821	101,821	L, 66-3
2019	at NC State	Carter-Finley	57,600	55,681	L, 41-0
2018	at North Carolina	Kenan Memorial	63,000	41,151	L, 49-26
2017	at North Carolina	Kenan Memorial	63,000	43,000	L, 65-10
2017	at Hawai'i	Aloha	50,000	25,472	L, 41-18
2016	at South Carolina	Williams-Brice	80,250	76,650	L, 44-31
2016	at East Carolina	Dowdy-Ficklen	50,000	44,161	L, 52-7
2015	at Texas A&M	Kyle Field	102,577	101,583	L, 41-17
2015	at Tennessee	Neyland	102,455	102,136	L, 55-10
2014	at #1 Alabama	Bryant-Denny	101,821	101,325	L, 48-14
2014	at South Florida	Raymond James	65,857	31,642	L, 36-31
2013	at Auburn	Jordan-Hare	87,451	84,171	L, 62-3
2013	at Virginia Tech	Lane	65,632	61,335	L, 45-3
2013	at Middle Tenn.	Johnny "Red" Floyd	30,788	20,011	L, 45-24
2012	at #4 Alabama	Bryant-Denny	101,821	101,126	L, 49-0
2012	at Marshall	Joan C. Edwards	38,019	25, 317	L, 52-24
2011	at Georgia Tech	Bobby Dodd	55,000	42,132	L, 63-21
2010	at NC State	Carter-Finley	57,583	56,417	L, 48-7
2009	at Vanderbilt	Vanderbilt	39,773	36,350	L, 45-0
2008	at Florida State	Doak Campbell	82,300	73,024	L, 69-0
2007	at #23 Georgia	Sanford	92,138	92,138	L, 45-16
2007	at Alabama	Bryant-Denny	90,233	90,233	L, 52-6
2006	at #3 Florida	Ben Hill Griffen	90,233	90,233	L, 62-0
2005	at Cincinnati	Nipert	35,000	22,637	L, 7-3
2004	at Alabama	Bryant-Denny	83,818	77,306	L, 52-0
2003	at NC State	Carter-Finley	53,800	53,800	L, 59-20
2003	at Duke	Wallace Wade	33,941	18,800	L, 29-3
2002	at Auburn	Jordan-Hare	86,063	80,067	L, 56-0
2001	at #26 Louisville	Papa John's	42,000	35,214	L, 31-7
2000	at LSU	Tiger	91,600	87,188	L, 58-0
1999	at Maryland	Byrd	48,055	36,376	L, 51-10
1998	at Duke	Wallace Wade	33,941	22,460	L, 24-10
1995	at Clemson	Clemson Memorial		65,000	L, 55-9
1994	at Georgia Tech	Bobby Dodd		40,012	L, 45-26
1993	at Kansas	Memorial		31,500	L, 46-3
1992	at Georgia Tech	Bobby Dodd		41,911	L, 37-19
1991	at Wake Forest	Groves		22,352	L, 40-24
1991	at Georgia	Sanford		78,512	L, 48-0
1990	at NC State	Carter-Finley		42,700	L, 67-0
1989	at Georgia Tech	Bobby Dodd		28,821	L, 34-7
1989	at South Carolina	Williams-Brice		62,000	L, 24-3
1988	at South Carolina	Williams-Brice		68,800	L, 38-0
1988	at NC State	Carter-Finley		40,300	L, 31-13
1987	at South Carolina	Williams-Brice		66,563	L, 31-6
1987	at Clemson	Clemson Memorial		77,000	L, 43-0
1986	at NC State	Carter-Finley		39,200	L, 31-18
1986	at South Carolina	Williams-Brice		65,731	L, 45-24
1985	at Florida State	Doak Campbell		52,773	L, 50-10
1984	at Boston College	Alumni		32,000	L, 44-22
1983	at Wake Forest	Groves		21,351	L, 21-0
1983	at Clemson	Clemson Memorial		71,500	L, 44-10
1982	at Wake Forest	Groves		25,476	L, 31-10
1982	at Clemson	Memorial		61,000	L, 21-10
1981	at East Carolina	Dowdy-Ficklen		24,983	L, 42-6
1981	at Florida State	Doak Campbell		52,721	L, 56-31
1980	at Clemson	Clemson Memorial		59,000	L, 17-10
1979	at East Carolina	Dowdy-Ficklen		25,000	L, 31-6

WESTERN CAROLINA CATAMOUNTS – 2025 NUMERICAL ROSTER

NO.	NAME	POS.	HT.	WT.	YR.	HOMETOWN (PREVIOUS COLLEGE / HIGH SCHOOL)
0	AJ Colombo	WR	5-8	170	Sr.	Waxhaw, N.C. (Cuthbertson HS)
0	Ken Moore Jr.	N	5-10	160	R-Jr.	Miami, Fla. (Christopher Columbus HS)
1	Patrick Boyd Jr.	RB	5-10	170	R-So.	Fort Lauderdale, Fla. (Fort Lauderdale HS)
1	Caleb Fisher	DE	6-3	240	R-Sr.	Decatur, Ga. (Columbia HS)
2	Branson Adams	RB	5-9	190	5th	Greensboro, N.C. (Dudley HS)
2	Michah Nelson	DE	6-3	265	5th	Murphy, N.C. (Murphy HS)
3	Kha'leal Sterling	WR	5-9	170	Fr.	Miami, Fla. (Miami Central HS)
3	Samaurie Dukes	CB	5-11	185	Sr.	Miami, Fla. (Miami HS)
4	Dominic Dutton	WR	5-10	175	Jr.	Glen Allen, Va. (ODU / South Carolina / Glen Allen HS)
4	Jordan Thompson	LB	5-11	220	R-So.	Charlotte, N.C. (Middle Tennessee / Julius Chambers HS)
5	Taron Dickens	QB	5-11	180	R-So.	Miami, Fla. (Northwestern HS)
5	Hayward McQueen Jr.	LB	6-1	215	Sr.	Fort Lauderdale, Fla. (TRU Prep Academy)
6	Marcus Striggles	WR	5-9	180	So.	Fort Lauderdale, Fla. (Concord Univ. / Dillard HS)
6	Bo Simpson-Nealy	S	5-10	185	R-So.	Altamonte Springs, Fla. (Seminole HS)
7	Malik Knight	WR	6-2	185	R-Jr.	Fort Lauderdale, Fla. (Fort Lauderdale HS)
7	Ed Jones IV	S	6-1	205	R-Sr.	Arlington, Texas (Cisco College / Martin HS)
8	Painter Richards-Baker	WR	6-2	185	5th	Hillsborough, N.C. (Dartmouth College / Christ School)
8	Jahleel Anderson	DT	6-4	320	Sr.	Statesboro, Ga. (Alcorn State / Highland CC / Statesboro HS)
8	Ian Grissom	QB	6-1	165	Fr.	Rock Hill, S.C. (Rock Hill HS)
9	Jaylin Terzado	WR	6-0	180	R-Jr.	Liberty City, Fla. (Champagnat Catholic HS)
9	Darian Anderson Jr.	CB	5-10	160	R-So.	Miami, Fla. (Dade Christian School)
10	Michael Rossin	WR	6-0	195	Fr.	Suwanee, Fla. (Suwannee HS)
10	Justin Wallace	DE	6-2	250	R-Jr.	West Palm Beach, Fla. (Killian HS)
11	Isaac Lee	QB	6-3	190	R-Fr.	Concord, N.C. (Jay M. Robinson HS)
11	Kenyon Partridge	DE	6-3	250	R-So.	Decatur, Ga. (Columbia HS)
12	Hasaan Sykes	CB	6-0	185	So.	Tucker, Ga. (Tucker HS)
13	Richard Hollis	WR	5-8	160	Fr.	Pompano Beach, Fla. (Blanche Ely HS)
13	Marseille Taylor	CB	6-2	185	Jr.	Sanford, Fla. (SFA / USF / Riverside City / Seminole HS)
14	Josiah Thomas	TE	6-2	215	Fr.	Austin, Texas (Lake Travis HS)
14	Vanier Baptiste III	DT	6-3	280	R-Fr.	Fort Myers, Fla. (Dunbar HS)
15	Jai Boyd	WR	6-2	175	R-So.	Winnsboro, S.C. (Fairfield Central HS)
15	Gavin Rowell	DE	6-3	255	Jr.	Melbourne, Fla. (Tusculum / Melbourne HS)
16	James Tyre	WR	5-10	175	R-So.	Suwanee, Ga. (Lambert HS)
16	Jhamari Pierre-Louis	S	5-11	180	R-Jr.	Delray Beach, Fla. (Atlantic HS)
17	Bennett Judy	QB	6-3	200	R-So.	Simpsonville, S.C. (Hillcrest HS)
17	Armond Anderson	LB	6-2	215	Sr.	Lithonia, Ga. (St. Thomas Univ. / South Gwinnett HS)
18	Jordan Martin-Durham	QB	6-3	240	Fr.	Jacksonville, Fla. (Zarephath Academy)
18	Ryan McKinnis	LB	6-2	220	R-So.	Buford, Ga. (Appalachian State / Buford HS)
19	Bode Burns	TE	6-4	230	R-Fr.	Dunnellon, Fla. (Dunnellon HS)
19	Cam Smith	CB	6-0	185	R-So.	New London, N.C. (North Stanly HS)
20	Camury Reid	RB	5-11	200	R-Jr.	Gastonia, N.C. (Forestview HS)
20	Na'Koma Simpson-Nealy	S	5-10	170	R-Fr.	Altamonte Springs, Fla. (Seminole HS)
21	Jaiden Bond	RB	5-9	185	R-Sr.	Boone, N.C. (Watagua HS)
21	Cam'Ron Dabney	CB	5-11	185	5th	Atlanta, Ga. (Northern Illinois / Kansas / Cherokee Bluff HS)
22	Josh Perry	RB	6-0	200	Fr.	Orlando, Fla. (Edgewater HS)
22	Jeno Junius Jr.	N	6-0	200	R-So.	Hollywood, Fla. (Chaminade-Madonna HS)
24	Anthony Benjamin	RB	5-10	165	R-So.	Fort Myers, Fla. (Jacksonville State / Dunbar HS)
24	Zayveon Wells	S	5-10	190	R-So.	Sumter, S.C. (Palmetto Prep Academy / Lakewood HS)
25	Noah Best	RB	5-11	190	Fr.	Charlotte, N.C. (Corvian Community HS)
25	Nassor Ashenafi	N	5-9	170	Fr.	Washington, D.C. (Mallard Creek (N.C.) HS)
26	Devin Brown	N	5-10	170	Fr.	Miami, Fla. (Northwestern HS)
27	Jayden Cornelius	CB	5-10	160	Fr.	Plant City, Fla. (Durant HS)
28	Markel Townsend	RB	5-8	185	R-Fr.	Columbia, S.C. (A.C. Flora HS)
29	Christian Robbins	CB	6-1	190	Fr.	Orlando, Fla. (Jones HS)
30	Richard Garrett	DE	6-5	245	R-Jr.	Jacksonville, Fla. (Andrew Jackson HS)
31	Don Robinson III	CB	5-9	175	R-Jr.	Winston-Salem, N.C. (West Forsyth HS)
32	AJ Mintze	S	6-0	185	Fr.	Delray Beach, Fla. (Miami Norland HS)
33	Lee Campbell	S	6-1	205	R-Jr.	Charlotte, N.C. (Queen City Prep / Vance HS)
34	Joshua Collins	LB	6-1	215	R-Fr.	Bryson City, N.C. (Swain County HS)
35	Trey Berry III	LB	6-1	215	Fr.	Bartow, Fla. (Lakeland Christian HS)

NO.	NAME	POS.	HT.	WT.	YR.	HOMETOWN (PREVIOUS COLLEGE / HIGH SCHOOL)
36	Ja'morri Downing	N	6-1	195	R-Jr.	Fort Lauderdale, Fla. (Stranahan HS)
37	Christopher Hobbs	CB	6-2	175	Fr.	Rabun, N.C. (Rabun Gap-Nacoochee School)
38	Canden McGill	CB	5-10	185	R-Fr.	Shelby, N.C. (Shelby HS)
39	Julian Quintero	S	6-0	195	R-Fr.	St. Augustine, Fla. (St. Augustine HS)
40	Cain Jefferson	DE	6-3	220	Fr.	Decatur, Ga. (Columbia HS)
41	Beady Waddell V	LB	6-0	215	R-Fr.	Summerville, S.C. (West Mecklenburg (N.C.) HS)
42	Hank Bodine	LB	6-0	220	Fr.	Velva, N.D. (Velva DAG HS)
43	Braeden Barger	LB	6-1	220	Fr.	Weddington, N.C. (Weddington HS)
44	Isaac McLellan	TE	6-2	240	R-So.	Rock Hill, S.C. (Northwestern HS)
45	Sean Morris	DT	6-1	280	Sr.	Lansdowne, Pa. (UAlbany / Morgan State / St. Joseph's Prep)
46	Nolan McClanahan	LB	6-1	215	Fr.	Lake Mary, Fla. (Lake Mary HS)
47	Blue Monroe	LB	6-1	225	R-Jr.	Concord, N.C. (Jay M. Robinson HS)
48	Cole Craddock	TE	6-4	235	Fr.	Tarboro, N.C. (Tarboro HS)
49	Bryce Hart	LB	6-2	220	Fr.	Ringgold, Ga. (Ringgold HS)
51	Aaron Sanez	OL	6-2	295	R-So.	Clearwater, Fla. (Clearwater HS)
52	Manasseh Ripert	OL	6-4	300	R-Jr.	Lakeland, Fla. (Dodge City / Kentucky Christian / Lakeland HS)
53	Zach Watson	OL	6-1	295	R-So.	Waycross, Ga. (Ware County HS)
55	Secrea Algje	OL	6-5	310	R-Fr.	Snellville, Ga. (Brookwood HS)
56	Mabry Bumgarner	LS	5-9	200	R-Fr.	Sylva, N.C. (Smoky Mountain HS)
57	Jeremy Johnson	DT	5-10	300	R-Fr.	Lilburn, Ga. (Concord Univ. / Parkview HS)
58	Brett Gray	OL	6-4	300	Sr.	Vancouver, Wash. (Valparaiso / Skyview HS)
59	J'evon Bush	DT	6-5	330	Fr.	Orlando, Fla. (Jones HS)
61	Bryan McCollum	K	5-8	165	Fr.	Sanford, N.C. (Southern Lee HS)
62	Emmett Rhoades	OL	5-10	225	R-So.	Chicago, Ill. (Akron / Florida A&M / Saint Ignatius College Prep)
63	Thomas Guerrero	OL	5-9	160	Fr.	Greenville, S.C. (Greenville HS)
64	Konrad Henderson	OL	6-3	320	R-Fr.	Alpharetta, Ga. (Chattahoochee HS)
65	Nicholas Foster	OL	6-1	290	Fr.	Charlotte, N.C. (Indiana Land HS)
66	John Hammond	OL	6-5	295	Fr.	Spartanburg, S.C. (Spartanburg HS)
67	Steven Hamby	OL	6-5	320	R-So.	Statesville, N.C. (Statesville HS)
68	Aiden Cooper	OL	6-4	285	Fr.	Charlotte, N.C. (Butler HS)
69	Cole Cooke	OL	6-8	325	Fr.	Fort Myers, Fla. (Riverdale HS)
70	Dale Greene	OL	6-3	300	R-Fr.	Buford, Ga. (Buford HS)
74	Elijah Collins	OL	6-5	305	So.	Lehigh Acres, Fla. (West Virginia Wesleyan / East Lee County HS)
75	Renard Smith	OL	6-4	310	R-So.	Dallas, Ga. (Univ. of Pikeville / East Paulding HS)
77	Ilija Krajnovic	OL	6-8	340	R-Sr.	Zrenjanin, Serbia (Boston College / IMG Academy)
78	Evan Carney	OL	6-3	305	R-So.	Nashville, Tenn. (Christ Presbyterian Academy)
79	Vito Moriana-Sigel	OL	6-5	315	Jr.	Estepona, Spain (Miss. Valley State / Trinity Valley CC / Kiski School)
80	Trey Walker	WR	5-10	175	Fr.	Hoschton, Ga. (Mill Creek HS)
81	Ca'Lique Cunningham	WR	5-9	185	R-So.	Rock Hill, S.C. (Northwestern HS)
82	Matthew Keener	WR	6-2	200	R-Fr.	Pilot Mountain, N.C. (East Surry HS)
83	Austin Cunningham	WR	6-0	185	R-Fr.	West Columbia, S.C. (White Knoll HS)
84	Marcus Trout	K	5-11	180	Fr.	Cocoa, Fla. (Cocoa HS)
85	David Hulbert	TE	6-4	250	R-Fr.	Charlotte, N.C. (Charlotte Christian School)
86	Brayden Blackmon	TE	6-3	250	R-Sr.	Duncan, S.C. (Byrnes HS)
87	Eli Griffin	WR	6-1	160	Fr.	Brevard, N.C. (Brevard HS)
88	Jemarius Reaves	WR	6-1	185	R-Fr.	Hopkins, S.C. (Lower Richland HS)
89	Ellis Chappell	WR	6-0	180	Fr.	Hickory, N.C. (Hickory HS)
90	Jamichael Wilson	DT	6-3	330	Gr.	Chattanooga, Tenn. (Tusculum / Brainerd HS)
91	Jackson Banks	DT	6-2	295	R-So.	Broxton, Ga. (Mississippi Gulf Coast / Old Dominion / Coffee HS)
92	Brandon Joseph II	DT	6-3	285	Fr.	Ft. Lauderdale, Fla. (St. Thomas Aquinas HS)
93	Adrian Stone	DT	6-3	290	R-Fr.	Fort Myers, Fla. (North Fort Myers HS)
94	Jaden Meeks	DT	6-2	225	R-Fr.	Charlotte, N.C. (Julius L. Chambers HS)
95	Stephen Brantley	P	6-2	225	Jr.	Pilot Mountain, N.C. (East Surry HS)
96	Christian Lowery	K	5-11	185	Sr.	Acworth, Ga. (Cincinnati / Harrison HS)
97	Caleb Bradford	DT	6-1	260	R-Sr.	Canton, N.C. (Pisgah HS)
98	Jackson Hensley	DT	6-3	255	So.	Maiden, N.C. (Maiden HS)
99	Jordan Cardentey	DE	6-0	260	R-Fr.	Atlanta, Ga. (Creekside HS)
	Marlin Cochran	RB	5-11	185	R-So.	Miami, Fla. (Miami Northwestern HS)
	Trevaughn Martinez	DB	5-10	165	R-Fr.	Fort Lauderdale, Fla. (Dillard HS)

WESTERN CAROLINA TWO-DEEP – AT WOFFORD CATAMOUNTS OFFENSE (PRO SPREAD)

QB	5	TARON DICKENS	5-11	180	R-SO.
	11	Isaac Lee	6-4	190	R-Fr.
RB	1	PAT BOYD JR	5-10	170	R-SO.
	20	Camury Reid	5-11	200	R-Jr.
- or -	28	Markel Townsend	5-8	185	R-Fr.
WR-X	7	MALIK KNIGHT	6-2	185	R-JR.
	10	Michael "MJ" Rossin	6-0	195	Fr.
WR-Y	16	JAMES TYRE	5-10	175	R-SO.
- OR -	15	JAI BOYD	6-2	180	R-SO.
	3	Kha'leal Sterling	5-9	170	Fr.
WR-Z	4	DOMINIC DUTTON	5-10	175	SR.
	8	Painter Richards-Baker	6-2	185	5th
TE	86	BRAYDEN BLACKMON	6-3	250	R-JR.
	85	David Hulbert	6-4	250	R-So.
- or -	14	Josiah Thomas	6-2	215	Fr.
LT	78	EVAN CARNEY	6-3	305	R-SO.
	58	Brett Gray	6-3	300	Sr.
LG	79	VITO MORIANA-SIGEL	6-5	300	JR.
	67	Steven Hamby	6-3	320	R-So.
C	51	AARON SANEZ	6-2	300	R-SO.
	70	Dale Greene	6-3	300	R-Fr.
RG	53	ZACH WATSON	6-1	300	R-SO.
	75	Renard Smith	6-4	320	R-So.
RT	52	MANASSEH RIPERT	6-4	320	SR.
	77	Ilija Krajnovic	6-7	340	R-Sr.

CATAMOUNTS DEFENSE (MULTIPLE 4-2-5)

DE	11	KENYON PARTRIDGE	6-3	250	R-SO.
	10	Justin Wallace	6-2	250	R-Jr.
NT	90	JAMICHAEL WILSON	6-3	330	5TH
	91	Jackson Banks	6-1	295	R-So.
DT	8	JAHLEEL ANDERSON	6-4	320	SR.
	45	Sean Morris	6-1	280	Sr.
BNDT	1	CALEB FISHER	6-3	240	R-SR.
	2	Micah Nelson	6-3	265	5th
WLB	5	HAYWARD McQUEEN JR.	6-1	215	SR.
	18	Ryan McKinnis	6-2	220	R-So.
MLB	4	JORDAN THOMPSON	5-11	220	R-SO.
	42	Hank Bodine	6-0	220	Fr.
N	0	KEN MOORE JR.	5-10	160	R-JR.
	22	Jeno Junius Jr.	6-0	200	R-So.
BCB	12	HASAAN SYKES	6-0	185	SO.
	9	Darian Anderson	5-10	160	R-So.
FS	6	BO SIMPSON-NEALY	5-10	185	R-SO.
	16	Jhamari Pierre-Louis	5-11	180	R-Jr.
ROVER	3	SAMAURIE DUKES	5-11	185	SR.
	24	Zayveon Wells	5-10	190	R-So.
FCB	21	CAM'RON DABNEY	5-11	185	5TH
	13	Marseille Taylor	6-2	185	Jr.

CATAMOUNTS SPECIAL TEAMS

KO	95	STEPHEN BRANTLEY	6-2	230	JR.
- OR -	84	MARCUS TROUT	5-11	170	FR.
PK	84	MARCUS TROUT	5-11	170	FR.
- OR -	61	BRYAN MCCOLLUM	5-8	160	FR.
H	95	STEPHEN BRANTLEY	6-2	230	JR.
	63	Thomas Guerrero	5-9	165	Fr.
P	95	STEPHEN BRANTLEY	6-2	230	JR.
	63	Thomas Guerrero	5-9	165	Fr.
LS	62	EMMET RHOADES	5-10	225	R-SO.
- OR -	56	MABRY BUMGARNER	5-9	200	R-So.
KOR	4	DOMINIC DUTTON	5-10	170	SR.
	1	Patrick Boyd Jr.	5-10	170	R-So.
- or -	20	Camury Reid	5-11	200	R-Jr.
PR	16	JAMES TYRE	5-10	175	R-SO.
	6	Marcus Striggles	5-9	180	So.

WESTERN CAROLINA – THE LAST TIME IT HAPPENED

RETURNED A PUNT FOR A TD:

WCU: Daquan Patten at VMI – Nov. 20, 2021 (78 yards)
Opp: Montrell Washington of Samford – Nov. 16, 2019 (59 yards)

RETURNED A KICKOFF FOR A TD:

WCU: Dominic Dutton vs. Elon – Sept. 13, 2025 (97 yards)
Opp: Colton Hinton of Furman – Oct. 19, 2024 (96 yards)

RETURNED AN INTERCEPTION FOR A TD:

WCU: Ken Moore Jr. vs. VMI – Nov. 16, 2024 (34 yards)
Opp: Lance Wise of Mercer – Oct. 28, 2023 (9 yards)

SCORED ON A FUMBLE RECOVERY:

WCU: Edwin Moore Jr. vs. Campbell (1 yard) – Sept. 14, 2024
on offense: James Tyre vs. Elon (62 yards) – Sept. 13, 2025
Opp: Leroy Harris III of Chattanooga (75 yards) – Nov. 2, 2024

RECORDED A SAFETY:

WCU: TEAM vs. Samford – Oct. 24, 2015
Opp: at Wake Forest (-2 Yard Rush) – Sept. 6, 2025

BLOCKED A PUNT:

WCU: Jacob Harris vs. Mercer – Oct. 9, 2021
Opp: Nikolas Mirabella of The Citadel – Oct. 12, 2024

BLOCKED A FIELD GOAL ATTEMPT:

WCU: Ken Moore Jr., at #22 Elon – Sept. 14, 2024
Opp: Paul Hutson III of Campbell – Sept. 7, 2024

HAD A 100-YARD RUSHER:

WCU: Patrick Boyd Jr. (15–142 yds), vs. Gardner-Webb – Aug. 30, 2025
Opp: Demond Claiborne (10-193) of Wake Forest – Sept. 6, 2025

HAD A 100-YARD RECEIVER:

WCU: RB Camury Reid (4–107), vs. Samford – Sept. 20, 2025
Opp: Jaden Gibson (9–122) and Calvin Jones (7–108) of Samford – Sept. 20, 2025

TEAMMATES RUSHED FOR 100 YARDS IN THE SAME GAME:

WCU: Tyrie Adams (12-for-106 yds) & Connell Young (14-for-105 yds)
..... at Gardner-Webb – Sept. 14, 2018
Opp: Nate Hampton (28–132) and Quasean Holmes (13–116 yds) & Chris Lofton (3–102 yds)
..... of Gardner-Webb – Aug. 30, 2025

TEAMMATES HAD 100 RECEIVING YARDS IN THE SAME GAME:

WCU: Isaiah Johnson (6-for-117), Zion Booker (8-for-103) and Jai Boyd (3-for-102)
..... at Furman – Oct. 19, 2024
Opp: Jaden Gibson (9–122) and Calvin Jones (7–108) of Samford – Sept. 20, 2025

TEAMMATES HAD 100 YDS RUSHING AND RECEIVING IN THE SAME GAME:

WCU: Branson Adams (17–110 rushing yds) &
..... Censere Lee (7-for-127) – vs. ETSU – Nov. 11, 2023
Opp: Nate Hampton (28–132) and Quasean Holmes (13–116 yds)
..... of Gardner-Webb – Aug. 30, 2025

THREW AT LEAST FOUR TOUCHDOWN PASSES:

WCU: Taron Dickens (6) vs. Samford – Sept. 20, 2025
Opp: Chase Artopoulos of #20/24 Chattanooga (5) – Oct. 7, 2023

PLAYER SCORED AT LEAST FOUR TOUCHDOWNS:

WCU: Camury Reid (4), vs. Samford – Sept. 20, 2025 (1 rushing TD, 3 receiving TDs)
Opp: Nate Hampton of Gardner-Webb – Aug. 30, 2025 (4 rushing TDs)

PLAYER KICKED AT LEAST FOUR FIELD GOALS:

WCU: Richard McCollum, at Samford – Sept. 24, 2022 (4-for-4 FGs)
Opp: Ray Early of Furman – Nov. 16, 2013 (6 FGs)

TEAM SCORED AT LEAST 50 POINTS:

WCU: 50 vs. Samford – Sept. 20, 2025
Opp: 52 by Gardner-Webb – Aug. 30, 2025

TEAM SCORED AT LEAST 30 POINTS IN A HALF:

WCU: 35 (1st Half – 21 in 1st, 14 in 2nd) vs. Gardner-Webb – Aug. 30, 2025
Opp: 31 by Gardner-Webb (2nd) – Aug. 30, 2025

TEAM SCORED AT LEAST 25 POINTS IN A QUARTER:

WCU: 29 vs. Samford (3rd) – Sept. 20, 2025
Opp: 21 by Wake Forest (1st/3rd) – Sept. 6, 2025

TEAM WAS SHUTOUT:

WCU: by No. 4 Oklahoma (76-0) – Sept. 11, 2021
Opp: Shorter (35-0) – Aug. 28, 2008
SoCon Opp: Wofford (24-0) – Nov. 5, 2005



WESTERN CAROLINA AT WOFFORD TERRIERS



2025 WESTERN CAROLINA INDIVIDUAL STATISTICAL LEADERS

RUSHING									
	GP	Att	Gain	Loss	Net	Avg	TD	Long	Avg/G
Patrick Boyd Jr.	5	38	230	10	220	5.8	1	70	44.0
Camury Reid	5	37	114	14	100	2.7	4	25	20.0
Markel Townsend	5	21	78	0	78	3.7	1	13	15.6
PASSING									
	GP	Effic	Cmp-Att-Int		Pct	Yds	TD	Lng	Avg/G
Taron Dickens	2	207.86	61-86-0		70.9	1,009	10	64	504.5
Isaac Lee	3	109.38	30-50-2		60.0	263	2	69	87.7
RECEIVING									
	GP	No.	Yds		Avg	TD	Long		Avg/G
James Tyre	5	27	326		12.1	3	27		65.2
Malik Knight	5	21	296		14.1	1	69		59.2
Painter Richards-Baker	5	13	204		15.7	2	61		40.8
Dominic Dutton	5	13	179		13.8	1	51		35.8
Michael Rossin	2	6	178		29.7	0	64		89.0
PUNT RETURNS									
		No.	Yds		Avg	TD	Long		
James Tyre		7	88		12.6	0	47		
KICK RETURNS									
	No.	Yds	Avg		TD	Long			
Dominic Dutton	7	238	34.0		1	97			
Patrick Boyd Jr	3	47	15.7		0	21			
PUNTING									
	No.	Yds	Avg	Long	TB	FC	I20	50+	Blkd
Stephen Brantley	29	1,304	45.0	76	3	4	7	10	0
----- PATs -----									
SCORING									
	TD	FGs	Kick	Rush	Rcv	Pass	DXP	Saf	Points
Camury Reid	7	0-0	0-0	0	0-0	0-0	0	0	42
James Tyre	4	0-0	0-0	0	0-0	0-0	0	0	24
Marcus Trout	0	1-1	17-17	0	0-0	0-0	0	0	20
Four players tied	2	0-0	0-0	0	0-0	0-0	0	0	12
TOTAL OFFENSE									
	G	Plays	Rush	Pass	Total	Avg/G			
Taron Dickens	2	100	77	1,009	1,086	543.0			
Bennett Judy	3	96	-17	420	403	134.3			
Isaac Lee	3	66	62	263	325	108.3			
ALL PURPOSE									
	G	Rush	Rec	PR	KOR	IR	Tot		Avg/G
James Tyre	5	62	326	88	8	0	484		96.8
Dominic Dutton	5	15	179	0	238	0	432		86.4
Patrick Boyd Jr.	5	220	68	0	47	0	335		67.0
Malik Knight	5	9	296	0	0	0	305		61.0

2025 WOFFORD INDIVIDUAL STATISTICAL LEADERS

RUSHING									
	GP	Att	Gain	Loss	Net	Avg	TD	Long	Avg/G
Ihson Jackson-Anderson	4	31	185	22	163	5.3	0	68	40.8
Gerald Modest Jr.	4	28	72	7	65	2.3	0	12	16.3
Kyle Parsons	1	5	18	1	17	3.4	0	8	17.0
PASSING									
	GP	Effic	Cmp-Att-Int	Pct	Yds	TD	Lng	Avg/G	
Ethan Drumm	2	126.11	119-42-0	45.2	287	3	80	143.5	
Jayden Whitaker	3	84.60	25-53-1	47.2	260	0	43	86.7	
RECEIVING									
	GP	No.	Yds	Avg	TD	Long	Avg/G		
Ivory Aikens	4	14	181	12.9	1	80	45.3		
Isaiah Scott	4	8	178	22.3	1	51	44.5		
CJ Adams	4	6	60	10.0	1	16	15.0		
Anjuan Coleman Jr.	4	5	29	5.8	0	7	7.3		
Jaden Fowler	4	1	23	23.0	0	23	5.8		
PUNT RETURNS									
		No.	Yds	Avg	TD	Long			
Maximus Pulley		1	23	23.0	0	23			
KICK RETURNS									
		No.	Yds	Avg	TD	Long			
Ivory Aikens		6	149	24.8	0	35			
Colby Alexander		2	110	55.0	1	89			
PUNTING									
	No.	Yds	Avg	Long	TB	FC	I20	50+	Blkd
Maddox Cowart	19	790	41.2	50	1	5	3	1	0
Cavan Craig	12	468	39.0	59	0	3	1	1	0
[----- PATS -----]									
SCORING									
	TD	FGs	Kick	Rush	Rcv	Pass	DXP	Saf	Points
Sam Spence	0	3-3	3-3	0	0-0	0-0	0	0	12
CJ Adams	1	0-0	0-0	0	0-0	0-0	0	0	6
Ivory Aikens	1	0-0	0-0	0	0-0	0-0	0	0	6
Colby Alexander	1	0-0	0-0	0	0-0	0-0	0	0	6
CJ Coombes	1	0-0	0-0	0	0-0	0-0	0	0	6
TOTAL OFFENSE									
	G	Plays	Rush	Pass	Total	Avg/G			
Ethan Drumm	2	55	-55	287	232	116.0			
Jayden Whitaker	3	70	-31	260	229	76.33			
ALL PURPOSE									
	G	Rush	Rec	PR	KOR	IR	Tot	Avg/G	
Ivory Aikens	4	16	181	0	149	0	346	86.5	
Isaiah Scott	4	0	178	7	0	0	185	46.3	
Ihson Jackson-Anderson	4	163	13	0	0	0	176	44.0	

2025 WESTERN CAROLINA DEFENSIVE LEADERS:

Tackles Leaders:	GP	UA-AA = Total	Avg.
Jordan Thompson	5.....	23-16 = 39.....	7.8
Hayward McQueen Jr.	5.....	17-13 = 30.....	6.0
Samaurie Dukes.....	5.....	13-11 = 24.....	4.8
Hasaan Sykes.....	5.....	17-7 = 24.....	4.8
Ken Moore Jr.	5.....	11-7 = 18.....	3.6
Bo Simpson-Nealy	5.....	8-7 = 15.....	3.0
Justin Wallace.....	5.....	9-6 = 15.....	3.0
Jahleel Anderson.....	5.....	3-8 = 11.....	2.2
Caleb Fisher.....	5.....	9-2 = 11.....	2.2
Zayveon Wells.....	5.....	7-4 = 11.....	2.2
Sean Morris.....	5.....	8-2 = 10.....	2.0
TFL Leaders:		Total	Yds
Jordan Thompson		5.5	25
Bo Simpson-Nealy		5.0	13
Caleb Fisher / Sean Morris.....		4.5	
Sacks Leaders:		Total	Yds
Sean Morris.....		4.0	17
Jordan Thompson.....		2.0	14
Interceptions Leaders:		Total - Return Yds	
Hasaan Sykes.....		2 - 63	
Fumbles Forced Leader:		Total	
Hayward McQueen Jr.		2	
Fumbles Recovered Leader:		Total - Return Yds	
Three players tied		1	

HEAD-TO-HEAD TEAM COMPARISONS:

WCU	Offense	WOF
178	Scoring	52
35.6	Points Per Game	13.0
121	First Downs	39
2,414	Total Yards Gained	727
482.8	Yards Per Game	181.8
661	Rushing Yardage	180
132.2	Rushing Average per Game	45.0
1,753	Passing Yardage	547
350.6	Passing Average per Game	136.8
WCU	Team Stats	WOF
45-430 (86.0)	Penalties-Yards	30-248 (62.0)
27 / 75, 36.0%	3rd Down Conversion	12 / 54, 22.2%
7 / 12, 58.3%	4th Down Conversion	2 / 5, 40.0%
WCU	Defense	WOF
201	Points Allowed	90
40.2	Points Allowed Per Game	22.5
2,638	Total Yards Allowed	1,604
527.6	Yards Allowed Per Game	401.0
1,032	Rushing Yards Allowed	524
206.4	Rushing Average Allowed	131.0
1,606	Passing Yards Allowed	1,080
321.2	Passing Average Allowed	270.0

2025 WOFFORD DEFENSIVE LEADERS:

Tackles Leaders:		GP	UA-AA = Total	Avg.
Eli Campbell	4	19-13 = 32	8.0	
Maximus Pulley	4	17-15 = 32	8.0	
CJ Coombes	3	14-13 = 27	9.0	
Jalen Rambert	4	13-12 = 25	6.3	
Darius Malcolm	4	7-12 = 19	4.8	
Ramon McCollough	4	9-5 = 13	3.5	
Caleb Oliver	4	6-8 = 13	3.5	
Elijah Washington	4	7-7 = 14	3.5	
Brandon Maina	2	8-5 = 13	6.5	
Alijah Williams	4	5-8 = 13	3.3	
Kade Moledor	3	1-11 = 12	4.0	
TFL Leaders:		Total	Yds	
Brandon Maina	4.5	12		
Jalen Rambert	4.0	10		
Sacks Leaders:		Total	Yds	
Brandon Maina	2.0	7		
Three players tied	1.0			
Interceptions Leaders:		Total - Return Yds		
Eli Campbell	2	73		
CJ Coombes	1	72		
Fumbles Forced Leader:		Total		
Three players tied	1			
Fumbles Recovered Leader:		Total		
Three players tied	1			

WESTERN CAROLINA – INDIVIDUAL CAREER PASSING STATS

#5 TARON DICKENS QB

2023	Cmp	Att	Int	Pct	Yards	TD	Long	Sack	- Yds
Charleston Southern	3	4	0	75.0	91	1	65	1	-13
ETSU	1	2	0	50.0	36	0	36	0	-0
SEASON.....	4	6	0	66.7	127	1	65	1	-13
2024	Cmp	Att	Int	Pct	Yards	TD	Long	Sack	- Yds
at #24 NC State	2	5	0	40.0	30	0	21	1	-2
at Furman	1	1	0	100.0	32	1	32	0	-0
at #17/14 Mercer	0	1	0	0.0	0	0	0	1	-5
#25/18 Chattanooga.....	34	48	1	70.8	431	5	44	2	-8
at ETSU	24	34	1	70.6	233	1	45	8	-52
VMI	30	37	0	81.1	294	2	56	2	-7
at Samfod	36	46	1	78.3	408	3	48	6	-34
SEASON.....	127	172	3	73.8	1,428	12	56	10	-49
2025	Cmp	Att	Int	Pct	Yards	TD	Long	Sack	- Yds
Samford.....	35	46	0	76.1	582	6	64	0	-0
at Campbell	26	40	0	65.0	427	4	53	3	-13
SEASON.....	61	86	0	70.9	1,009	10	64	3	-13
CAREER	192	264	3	72.7	2,564	23	65	14	-75

#11 ISAAC LEE QB

2024	Cmp	Att	Int	Pct	Yards	TD	Long	Sack	- Yds
Did Not See Game Action									
2025	Cmp	Att	Int	Pct	Yards	TD	Long	Sack	- Yds
Gardner-Webb	3	9	0	33.3	82	1	69	0	-0
at Wake Forest	8	10	0	80.0	49	0	11	1	5
Elon.....	19	31	2	61.3	132	1	20	2	-14
SEASON.....	30	50	2	60.0	263	2	69	3	-19
CAREER	30	50	2	60.0	263	2	69	3	-19

#16 JAMES TYRE WR

2024	Cmp	Att	Int	Pct	Yards	TD	Long	Sack	- Yds
Did Not Record Passing Stats									
2025	Cmp	Att	Int	Pct	Yards	TD	Long	Sack	- Yds
at Wake Forest	0	1	0	0.0	0	0	0	0	-0
at Campbell	1	1	0	100.0	61	1	61	0	-0
SEASON.....	1	2	0	50.0	61	1	61	0	-0

#17 BENNETT JUDY QB

2023	Cmp	Att	Int	Pct	Yards	TD	Long	Sack	- Yds
ETSU	6	8	0	75.0	71	1	26	0	-0
SEASON.....	6	8	0	75.0	71	1	26	0	-0
2024	Cmp	Att	Int	Pct	Yards	TD	Long	Sack	- Yds
VMI	0	2	0	0.0	0	0	0	0	-0
2025	Cmp	Att	Int	Pct	Yards	TD	Long	Sack	- Yds
Gardner-Webb	15	27	1	55.6	151	2	25	2	-6
at Wake Forest	18	32	1	56.3	155	0	20	4	-36
Elon.....	17	24	0	70.8	114	1	17	0	0
CAREER	56	91	2	61.5	491	3	26	6	-42

#18 JORDAN MARTIN-DURHAM QB

2025	Cmp	Att	Int	Pct	Yards	TD	Long	Sack	- Yds
SEASON.....	0	0	0	0.0	0	0	0	0	-0

IAN GRISSOM QB

2025	Cmp	Att	Int	Pct	Yards	TD	Long	Sack	- Yds
SEASON.....	0	0	0	0.0	0	0	0	0	-0

#95 STEPHEN BRANTLEY P / H

2023	Cmp	Att	Int	Pct	Yards	TD	Long	Sack	- Yds
at The Citadel	1	1	0	100.0	0	0	0	0	-0
SEASON.....	1	1	0	100.0	0	0	0	0	-0



WHAT IS A CATAMOUNT?

Western Carolina University's unique mascot and nickname for its athletics teams seem to always bring about the same question when WCU plays on the road ... "What is a Catamount?" Webster's Dictionary defines "catamount" as "any of various wild cats, such as a cougar or lynx." Cats of the catamount variety, including the bobcat, roam the southern Appalachian Mountains where Western Carolina University is located.

The nickname evolved from a contest that was held on the Cullowhee campus in 1933. The school was called Western Carolina Teachers College at that time and its teams were known as "the Teachers."

Everyone on campus was invited to participate, and the usual names were suggested — Bears, Indians, Panthers. However, the college wanted an unusual name; a name that few others had and that everyone would not copy.

The contest came down to Mountain Boomers, a small ground squirrel that scampers about the woods and is extremely difficult to catch, and Catamounts. Catamounts was the favorite of Head Football Coach C.C. Poindexter and was the nickname chosen. Poindexter wanted his players to be Catamounts with "fierce spirit, savage attacks, and lightning quick moves."

Western Carolina University is the only football-playing school in the nation using the nickname, "Catamounts," with the University of Vermont in Burlington, VT, being the only other school playing under that moniker.

HISTORY OF THE CATAMOUNT LOGO



WESTERN CAROLINA – INDIVIDUAL CAREER RUSHING STATS

#1 PAT BOYD JR. RB

2024

Game	No	Gain	Loss	Net	TD	Lg	Avg
at Furman	3	42	1	41	0	40	13.7
#25/18 Chattanooga.....	4	22	2	20	0	11	5.0
at ETSU	11	45	8	37	0	10	3.4
VMI	6	59	0	59	1	28	9.8
at Samford.....	16	47	3	44	0	10	5.4
SEASON.....	40	215	14	201	1	40	5.0

2025

Game	No	Gain	Loss	Net	TD	Lg	Avg
Gardner-Webb	15	145	3	142	1	70	9.5
at Wake Forest	4	8	5	3	0	5	0.8
Elon	10	60	2	58	0	13	5.8
Samford.....	6	13	0	13	0	7	2.2
at Campbell.....	3	4	0	4	0	2	1.3
SEASON.....	38	223	10	220	1	70	5.8
CAREER.....	78	445	24	421	2	70	5.4

#2 BRANSON ADAMS RB

2021

Game	No	Gain	Loss	Net	TD	Lg	Avg
at #4 Oklahoma.....	3	13	0	13	0	7	4.3
at Gardner-Webb.....	3	13	0	13	0	7	4.3
at #19 Chattanooga.....	1	0	1	-1	0	0	-1.0
Mercer	3	7	0	7	0	6	2.3
at Wofford.....	3	9	0	9	0	4	3.0
SEASON.....	13	42	1	41	0	7	3.2

2022

Game	No	Gain	Loss	Net	TD	Lg	Avg
at Georgia Tech.....	1	3	0	3	0	3	3.0
SEASON.....	1	3	0	3	0	3	3.0

2023

Game	No	Gain	Loss	Net	TD	Lg	Avg
at Arkansas.....	4	38	0	38	0	22	9.5
#7/8 Samford.....	7	51	0	51	0	18	7.3
at Eastern Kentucky	5	19	0	19	0	6	3.8
Charleston Southern	2	17	0	17	0	12	8.5
at The Citadel	12	61	0	61	0	8	5.1
at #20/24 Chattanooga.....	6	62	1	61	1	37	10.2
#3/4 Furman.....	13	65	4	61	0	11	4.7
Mercer	9	48	2	46	0	13	5.1
at Wofford.....	10	51	0	51	1	21	5.1
ETSU	17	113	3	110	1	22	6.5
at VMI	4	24	0	24	0	8	6.0
SEASON.....	89	549	10	539	3	37	6.1

2024

Game	No	Gain	Loss	Net	TD	Lg	Avg
at #24 NC State.....	7	34	4	30	1	17	4.3
Campbell	10	37	1	36	0	7	3.6
at #22 Elon	14	81	0	81	1	22	5.8
at #10/9 Montana.....	17	91	0	91	2	21	5.4
Wofford.....	13	88	4	84	0	51	6.5
The Citadel	13	53	0	53	0	19	4.1
at Furman	9	70	0	70	0	25	7.8
at #17/14 Mercer	12	92	3	89	0	42	7.4
#25/18 Chattanooga.....	4	27	0	27	0	10	6.8
at ETSU	14	81	0	81	0	17	5.8
VMI	11	57	4	53	0	17	4.8
at Samford.....	10	60	6	54	0	28	5.4
SEASON.....	134	771	22	749	4	51	5.6

2025

Game	No	Gain	Loss	Net	TD	Lg	Avg
Gardner-Webb	12	66	0	66	0	11	5.5
at Wake Forest	3	5	0	5	0	4	1.7
Elon.....	1	2	0	2	0	2	2.0
SEASON.....	16	73	0	73	0	11	4.6
CAREER.....	253	1438	33	1405	7	51	5.6

#5 TARON DICKENS QB

2023

Game	No	Gain	Loss	Net	TD	Lg	Avg
Charleston Southern	6	13	19	-6	0	6	-6
SEASON.....	6	13	19	-6	0	6	-6

2024

Game	No	Gain	Loss	Net	TD	Lg	Avg
at #24 NC State.....	3	18	2	16	0	12	5.3
at #17/14 Mercer	4	33	5	28	0	19	7.0
#25/18 Chattanooga.....	19	52	11	41	0	10	2.2
at ETSU	15	34	52	(-18)	2	11	-1.2
VMI	8	24	9	15	0	7	1.9
at Samford.....	9	8	34	(-26)	0	3	-2.9
SEASON.....	58	169	113	56	2	19	0.9

2025

Game	No	Gain	Loss	Net	TD	Lg	Avg
Samford.....	4	42	0	42	0	16	10.3
at Campbell.....	10	45	10	35	0	18	3.5
SEASON.....	14	87	10	77	0	18	5.5
CAREER.....	78	269	142	127	2	19	1.6

#11 ISAAC LEE QB

2024 – Did not play

2025

Game	No	Gain	Loss	Net	TD	Lg	Avg
Gardner-Webb	4	8	9	(-1)	0	7	-0.3
at Wake Forest	5	45	5	40	0	31	8.0
Elon.....	7	38	15	23	0	21	3.3
SEASON.....	16	91	29	63	0	31	3.9

#17 BENNETT JUDY QB

2023 – Did not record rushing stats

2024 – Did not record rushing stats

2025

Game	No	Gain	Loss	Net	TD	Lg	Avg
Gardner-Webb	5	13	6	7	0	7	1.4
at Wake Forest	6	9	36	(-27)	0	8	-4.5
Elon.....	2	3	0	3	0	2	1.5
SEASON.....	13	25	42	-17	0	8	-1.3

#20 CAMURY REID RB

2022

Game	No	Gain	Loss	Net	TD	Lg	Avg
Presbyterian	1	7	0	7	0	7	7.0
VMI	2	3	0	3	0	3	1.5
at Mercer	5	8	5	3	0	5	0.6
SEASON.....	8	18	5	13	0	7	1.6

2023

Game	No	Gain	Loss	Net	TD	Lg	Avg
at Arkansas.....	1	3	0	3	0	3	3.0
Charleston Southern	5	23	2	21	0	11	4.2
Furman	2	12	0	12	0	6	6.0
at Wofford.....	11	68	3	65	0	17	5.9
SEASON.....	19	106	5	101	0	17	5.3

2024 – Did not participate in football at WCU

2025

Game	No	Gain	Loss	Net	TD	Lg	Avg
Gardner-Webb	6	9	2	7	2	3	1.2
at Wake Forest	9	17	7	10	0	7	1.1
Elon.....	5	4	3	1	0	2	0.2
Samford	6	40	1	39	1	25	6.5
at Campbell.....	11	44	1	43	1	15	3.9
SEASON.....	37	114	14	100	4	25	2.7
CAREER.....	64	238	24	214	4	25	3.3

#21 JAIDEN BOND RB

2020 – Did not record rushing stats (3 GP)

2021 – Did not record rushing stats (2 GP)

2022 – Did not see action (injured)

2023

Game	No	Gain	Loss	Net	TD	Lg	Avg
Charleston Southern	1	5	0	5	0	5	5.0
SEASON.....	1	7	0	7	0	7	7.0

2024 – Did not record rushing stats

2025

Game	No	Gain	Loss	Net	TD	Lg	Avg
SEASON.....	0	0	0	0	0	0	0
CAREER.....	1	5	0	5	0	5	5.0

#22 JOSH PERRY RB

2025

Game	No	Gain	Loss	Net	TD	Lg	Avg
SEASON.....	0	0	0	0	0	0	0

#25 MARLIN COCHRAN RB

2023

Game	No	Gain	Loss	Net	TD	Lg	Avg
at Arkansas.....	1	3	0	3	0	3	3.0
Charleston Southern	2	31	0	31	1	31	15.5
Mercer	1	0	2	-2	0	0	-2.0
ETSU	4	13	0	13	0	5	3.3
SEASON.....	8	47	2	45	1	31	5.6

2024

Game	No	Gain	Loss	Net	TD	Lg	Avg
at #24 NC State.....	1	0	0	0	0	0	0.0
Campbell	3	9	0	9	0	6	3.0
at #22 Elon	4	8	0	8	0	3	2.0
at #10/9 Montana.....	2	12	0	12	0	10	6.0
The Citadel	8	25	1	24	0	6	3.0
at Furman	3	17	1	16	0	14	5.3
at #17/14 Mercer	3	1	9	(-8)	0	1	(-2.7)
#25/18 Chattanooga.....	9	16	2	14	0	6	1.6
at ETSU	4	19	0	19	0	8	4.8
VMI	9	48	1	47	0	17	5.2
at Samford.....	2	7	0	7	0	4	3.5
SEASON.....	48	162	14	148	0	17	3.1
CAREER.....	56	209	16	193	1	31	3.4

#28 MARKEL TOWNSEND RB

2023

Game	No	Gain	Loss	Net	TD	Lg	Avg
at Arkansas.....	6	20	0	20	0	7	3.3
Charleston Southern	5	15	0	15	0	5	3.0
at The Citadel	4	14	0	14	0	10	3.5
at VMI	3	13	0	13	0	7	4.3
SEASON.....	18	62	0	62	0	10	3.4

2024 – Did not record rushing stats

2025

Game	No	Gain	Loss	Net	TD	Lg	Avg
at Wake Forest	3	5	0	5	1	3	1.7
Elon.....	3	12	0	12	0	7	4.0
Samford	16	56	0	56	0	13	4.3
at Campbell.....	2	5	0	5	0	3	2.5
SEASON.....	24	78	0	78	1	13	3.3
CAREER.....	42	140	0	140	1	13	3.4

WESTERN CAROLINA – INDIVIDUAL CAREER RECEIVING STATS

#0 AJ COLOMBO..... WR

Game	No	Yds	TD	Long
Presbyterian	1	4	0	4
VMI	1	5	0	5
at #12 Mercer	1	1	0	1
The Citadel	2	26	0	19
SEASON.....	5	36	0	19

Game	No	Yds	TD	Long
#7/8 Samford.....	5	79	1	24
at Eastern Kentucky	3	46	0	21
Charleston Southern	3	95	2	50
at The Citadel	5	40	1	22
at #20/24 Chattanooga.....	3	60	0	39
#3/4 Furman.....	2	27	1	18
Mercer	7	56	0	21
at Wofford.....	0	0	0	0
at VMI	3	35	0	18
SEASON.....	31	438	5	50

Game	No	Yds	TD	Long
at #24 NC State.....	9	97	1	25
Campbell	4	59	0	26
at #22 Elon	5	51	0	22
at #10/9 Montana	5	44	1	21
Wofford.....	7	32	0	11
The Citadel	4	34	0	14
at #17/14 Mercer	5	66	1	24
#25/18 Chattanooga.....	6	37	1	12
at ETSU	3	25	0	15
VMI	4	29	0	14
at Samford.....	9	116	1	28
SEASON.....	61	590	5	28

Game	No	Yds	TD	Long
INJURED				
CAREER.....	97	1,064	10	50

#1 PATRICK BOYD..... RB

Game	No	Yds	TD	Long
Charleston Southern	1	7	0	7
ETSU	2	41	0	36
SEASON.....	3	48	0	36

Game	No	Yds	TD	Long
at ETSU	3	17	0	11
SEASON.....	3	17	0	11

Game	No	Yds	TD	Long
Gardner-Webb	3	21	0	10
at Wake Forest	2	2	0	3
Elon.....	3	16	0	11
Samford.....	1	5	0	5
at Campbell	2	24	1	14
SEASON.....	11	68	1	14
CAREER.....	17	133	1	36

#2 BRANSON ADAMS..... RB

Game	No	Yds	TD	Long
at #4 Oklahoma.....	1	3	0	3
at Gardner-Webb	1	4	0	4
at #19 Chattanooga.....	2	10	0	6
SEASON.....	4	17	0	6

Game	No	Yds	TD	Long
at Charleston Southern	0	0	0	0
at Georgia Tech	1	-1	0	0
SEASON.....	1	-1	0	0

Game	No	Yds	TD	Long
at Arkansas.....	3	-4	0	7
#7/8 Samford.....	2	37	0	19
at Eastern Kentucky	3	23	1	9
Charleston Southern	1	15	1	15
at The Citadel	2	14	0	10
#3/4 Furman.....	3	16	0	13
Mercer	8	39	1	12
at Wofford.....	6	50	0	17
ETSU	7	73	1	23
at VMI	1	3	0	3
SEASON.....	36	266	4	23

Game	No	Yds	TD	Long
at #24 NC State.....	1	4	0	4
Campbell	3	16	0	7
at #22 Elon	3	26	0	17
at #10/9 Montana	7	50	0	13
Wofford.....	2	19	0	13
The Citadel	3	15	0	9
at Furman	1	48	1	48
at #17/14 Mercer	3	39	0	20
#25/18 Chattanooga.....	4	14	0	9
at ETSU	3	13	0	4
VMI	4	19	0	9
at Samford.....	2	21	0	17
SEASON.....	36	284	1	48

Game	No	Yds	TD	Long
Gardner-Webb	3	21	0	10
at Wake Forest	1	6	0	6
SEASON.....	3	21	0	10
CAREER.....	81	593	5	48

#3 KHA'LEAL STERLING WR

Game	No	Yds	TD	Long
.....				
SEASON.....	4	17	0	6

#4 DOMINIC DUTTON..... WR

Game	No	Yds	TD	Long
.....				
SEASON.....	9	201	4	58

Game	No	Yds	TD	Long
.....				
SEASON.....	0	0	0	0

Game	No	Yds	TD	Long
at Wake Forest	3	25	0	9
Elon.....	6	46	1	11
Samford.....	3	97	0	51
at Campbell	1	11	0	11
SEASON.....	13	179	1	51
CAREER.....	22	380	5	58

#6 MARCUS STRIGGLES..... WR

Game	No	Yds	TD	Long
.....				
SEASON.....	48	600	1	51

Game	No	Yds	TD	Long
Gardner-Webb.....	2	24	0	16
at Wake Forest	4	21	0	10
Elon.....	2	22	0	17
Samford	1	24	0	24
at Campbell	1	32	1	32
SEASON.....	10	123	1	32
CAREER.....	58	723	2	51

#7 MALIK KNIGHT WR

Game	No	Yds	TD	Long
Presbyterian	2	20	0	11
SEASON.....	2	20	0	11

2023 – Did not record stats

Game	No	Yds	TD	Long
at #24 NC State	3	42	0	32
Campbell	1	15	0	15
at #10/9 Montana	1	16	0	16
The Citadel	2	31	0	18
at Furman	2	69	1	37
at #17/14 Mercer	2	26	0	19
#25/18 Chattanooga.....	2	61	0	44
at ETSU.....	2	19	0	14
VMI	4	34	0	12
at Samford	4	79	0	48
SEASON.....	23	392	1	48

Game	No	Yds	TD	Long
Gardner-Webb.....	1	69	1	69
at Wake Forest	5	56	0	20
Elon.....	5	28	0	17
Samford	6	67	0	19
at Campbell	4	76	0	33
SEASON.....	21	296	1	69
CAREER.....	46	708	2	69

#8 PAINTER RICHARDS-BAKER..... WR

Game	No	Yds	TD	Long
.....				
SEASON.....	5	125	1	56

2022 (at Dartmouth) – 3 GP, no stats

Game	No	Yds	TD	Long
.....				
SEASON.....	10	73	0	16

Game	No	Yds	TD	Long
.....				
SEASON.....	14	260	2	75

Game	No	Yds	TD	Long
Gardner-Webb.....	1	3	0	3
at Wake Forest	1	17	0	17
Samford	6	85	1	20
at Campbell	5	99	1	61
SEASON.....	13	204	2	61
CAREER.....	42	662	5	75

WESTERN CAROLINA – INDIVIDUAL CAREER RECEIVING STATS

#9 JAYLIN TERZADO WR

2022 (at Western Carolina) – Did not record stats

2023 (at Bethune-Cookman)

Game	No	Yds	TD	Long
SEASON.....	11	109	1	31

2024 – Did not record stats

2025 (at Western Carolina)

Game	No	Yds	TD	Long
------	----	-----	----	------

SEASON.....

CAREER.....	11	109	1	3
-------------	----	-----	---	---

#10 MICHAEL ROSSIN WR

2025

Game	No	Yds	TD	Long
Samford.....	3	90	0	64
at Campbell.....	3	88	0	53
SEASON.....	6	178	0	64

#13 RICHARD HOLLIS WR

2025

Game	No	Yds	TD	Long
------	----	-----	----	------

SEASON.....

#14 JOSIAH THOMAS TE

2025

Game	No	Yds	TD	Long
at Wake Forest.....	2	15	0	8
Samford.....	5	63	1	20
at Campbell.....	1	4	0	4
SEASON.....	8	82	1	20

#15 JAI BOYD WR

2023 – Did not record stats

2024

Game	No	Yds	TD	Long
Wofford.....	2	16	0	9
The Citadel.....	2	16	0	11
at Furman.....	3	102	0	56
at #17/14.....	2	20	0	19
#25/18 Chattanooga.....	2	19	0	12
at ETSU.....	2	37	0	34
VMI.....	3	77	0	56
at Samford.....	3	20	0	10
SEASON.....	19	307	0	56

2025

Game	No	Yds	TD	Long
------	----	-----	----	------

SEASON.....	0	0	0	0
-------------	---	---	---	---

CAREER.....	26	423	2	69
-------------	----	-----	---	----

#16 JAMES TYRE WR

2024 – Did not record stats

2025

Game	No	Yds	TD	Long
Gardner-Webb.....	5	66	1	25
at Wake Forest.....	3	29	0	14
Elon.....	8	87	1	20
Samford.....	5	43	1	23
at Campbell.....	6	101	0	27
SEASON.....	27	326	3	27

#19 BODE BURNS TE

2024 – Did not record stats

2025

Game	No	Yds	TD	Long
------	----	-----	----	------

at Campbell.....	1	23	0	23
------------------	---	----	---	----

SEASON.....	1	23	0	23
-------------	---	----	---	----

#20 CAMURY REID RB

2022 – Did not record receiving stats

Game	No	Yds	TD	Long
------	----	-----	----	------

SEASON.....	0	0	0	0
-------------	---	---	---	---

2023

Game	No	Yds	TD	Long
------	----	-----	----	------

at Arkansas.....	1	6	0	6
------------------	---	---	---	---

at Wofford.....	3	22	0	14
-----------------	---	----	---	----

ETSU.....	1	16	0	16
-----------	---	----	---	----

SEASON.....	5	44	0	16
-------------	---	----	---	----

2024 – Did not record stats

2025

Game	No	Yds	TD	Long
------	----	-----	----	------

at Wake Forest.....	1	15	0	15
---------------------	---	----	---	----

Elon.....	1	0	0	0
-----------	---	---	---	---

Samford.....	4	107	3	62
--------------	---	-----	---	----

SEASON.....	6	122	3	62
-------------	---	-----	---	----

CAREER.....	11	166	3	62
-------------	----	-----	---	----

#21 JAIDEN BOND RB

2020 – Did not record receiving stats

2021 – Did not record receiving stats

2022 – Did not see game action (injury)

2023 – Did not record receiving stats

2024 – Did not record receiving stats

2025

Game	No	Yds	TD	Long
------	----	-----	----	------

SEASON.....

#22 JOSH PERRY RB

2025

Game	No	Yds	TD	Long
------	----	-----	----	------

SEASON.....

#25 MARLIN COCHRAN RB

2023

Game	No	Yds	TD	Long
------	----	-----	----	------

at Arkansas.....	1	0	0	0
------------------	---	---	---	---

SEASON.....	1	0	0	0
-------------	---	---	---	---

2024

Game	No	Yds	TD	Long
------	----	-----	----	------

at #24 NC State.....	2	19	0	10
----------------------	---	----	---	----

Campbell.....	2	10	0	9
---------------	---	----	---	---

Wofford.....	2	23	0	13
--------------	---	----	---	----

The Citadel.....	3	22	0	14
------------------	---	----	---	----

at Furman.....	1	5	0	5
----------------	---	---	---	---

at #17/14 Mercer.....	1	6	0	6
-----------------------	---	---	---	---

#25/18 Chattanooga.....	2	31	0	26
-------------------------	---	----	---	----

SEASON.....	13	116	0	14
-------------	----	-----	---	----

CAREER.....	14	116	0	14
-------------	----	-----	---	----

#28 MARKEL TOWNSEND RB

2023

Game	No	Yds	TD	Long
------	----	-----	----	------

at Arkansas.....	1	11	0	11
------------------	---	----	---	----

at The Citadel.....	1	10	0	10
---------------------	---	----	---	----

SEASON.....	2	21	0	11
-------------	---	----	---	----

2024

Game	No	Yds	TD	Long
------	----	-----	----	------

at Wake Forest.....	3	13	0	7
---------------------	---	----	---	---

Elon.....	5	23	0	8
-----------	---	----	---	---

SEASON.....	8	36	0	8
-------------	---	----	---	---

2025

Game	No	Yds	TD	Long
------	----	-----	----	------

Samford.....	1	1	0	1
--------------	---	---	---	---

SEASON.....	1	1	0	1
-------------	---	---	---	---

CAREER.....	11	58	0	11
-------------	----	----	---	----

#44 ISAAC MCLELLAN TE

2025

Game	No	Yds	TD	Long
------	----	-----	----	------

SEASON.....

#48 COLE CRADDOCK TE

2025

Game	No	Yds	TD	Long
------	----	-----	----	------

SEASON.....

#80 TREY WALKER TE

2025

Game	No	Yds	TD	Long
------	----	-----	----	------

Gardner-Webb.....	1	25	1	25
-------------------	---	----	---	----

Elon.....	2	10	0	6
-----------	---	----	---	---

SEASON.....	3	35	1	25
-------------	---	----	---	----

#81 CA'LIQUE CUNNINGHAM WR

2023

Game	No	Yds	TD	Long
------	----	-----	----	------

Charleston Southern.....	1	17	1	17
--------------------------	---	----	---	----

SEASON.....	1	17	1	17
-------------	---	----	---	----

2024 – Did not record receiving stats

2025

Game	No	Yds	TD	Long
------	----	-----	----	------

SEASON.....

CAREER.....	1	17	1	17
-------------	---	----	---	----



WESTERN CAROLINA – INDIVIDUAL CAREER RECEIVING STATS

#85 DAVID HULBERT TE

2024 – Did not record receiving stats

2025

Game	No	Yds	TD	Long
Gardner-Webb	1	2	0	2
at Wake Forest	1	5	0	5
Elon.....	3	11	0	5
at Campbell	1	9	1	9
SEASON.....	6	27	1	9

#86 BRAYDEN BLACKMON TE

2021

Game	No	Yds	TD	Long
at Wofford.....	1	3	1	3
SEASON.....	1	3	1	3

2022

Game	No	Yds	TD	Long
at #21 Samford	1	6	0	6
The Citadel	1	17	0	17
SEASON.....	2	23	0	17

2023 (Injured in game 1)

Game	No	Yds	TD	Long
------	----	-----	----	------

SEASON.....

2024

Game	No	Yds	TD	Long
at #22 Elon	1	4	0	4
Wofford.....	1	14	0	14
The Citadel	1	5	0	5
at Furman	1	10	0	10
#25/18 Chattanooga.....	2	27	0	16
VMI	2	23	0	13
SEASON.....	8	80	0	16

2025

Game	No	Yds	TD	Long
Gardner-Webb	1	2	0	2
Elon.....	1	3	0	3
at Campbell	2	21	1	17
SEASON.....	4	26	1	17
CAREER	15	135	2	17

CATAMOUNT CAREER, SINGLE-GAME HIGHS – OFFENSE & SPECIAL TEAMS (AT WCU)

BRANSON ADAMS

Rushes.....17, 2x – MR: at #10 Montana (2024)
 Rushing Yards.....110 yds, ETSU (2023)
 Rushing TDs.....2, at #10/9 Elon (2024)
 Receptions.....7, 2x – MR: at #10 Montana (2024)
 Receiving Yards.....73 yds, ETSU(2023)
 Receiving TDs.....1, 5x: MR—at Furman (2024)

BRAYDEN BLACKMON

Receptions.....2, twice – MR: at Campbell (2025)
 Receiving Yards.....27 yds, CHATTANOOGA (2024)
 Receiving TDs.....1, twice – MR: at Campbell (2025)

JAI BOYD

Receptions.....3, at Furman (2024)
 Receiving Yards.....102, at Furman (2024)
 Receiving TDs.....
 Long Reception.....56 yds, at Furman (2024)

PATRICK BOYD JR.

Rushes.....15, GARDNER-WEBB (2025)
 Rushing Yards.....142, GARDNER-WEBB (2025)
 Rushing TDs.....1, twice – MR: GARDNER-WEBB (2025)
 Long Rush.....70, GARDNER-WEBB (2025)
 Receptions.....3, 3x – MR: ELON (2025)
 Receiving Yards.....21, GARDNER-WEBB (2025)
 Receiving TDs.....1, at Campbell (2025)
 Long Reception.....11 yds, 2x – MR: ELON (2025)

MARLIN COCHRAN

Rushes.....8, THE CITADEL (2024)
 Rushing Yards.....31, CHARLESTON SOUTHERN (2023)
 Receptions.....3, THE CITADEL (2024)
 Receiving Yards.....23, WOFFORD (2024)

AJ COLOMBO

Receptions.....9, at NC State (2024)
 Receiving Yards.....97 yds, at NC State (2024)
 Receiving TDs.....2, CHA.SOUTHERN (2023)
 Punt Returns.....5, twice – MR: at #22 Elon (2024)
 Punt Return Yards.....53 yds, VMI (2022)
 Long Punt Return.....40, CHA.SOUTHERN (2023)

TARON DICKENS

Completions.....35, SAMFORD (2025)
 Attempts.....48, CHATTANOOGA (2024)
 Passing Yards.....582 yds, SAMFORD (2025)
 Long Pass.....64 yds, SAMFORD (2025)
 Passing TDs.....6, SAMFORD (2025)
 Rushing Attempts.....15, at ETSU (2024)
 Rushing Yards.....42, SAMFORD (2025)
 Rushing TDs.....2, VMI (2024)

DOMINIC DUTTON

Rushes.....1, 3x – MR: SAMFORD (2025)
 Rushing Yards.....9 yds, ELON (2025)
 Receptions.....6 vs ELON (2025)
 Receiving Yards.....97, SAMFORD (2025)
 Receiving TDs.....1, ELON (2025)

DAVID HULBERT

Receptions.....3, vs ELON (2025)
 Receiving Yards.....11 yds, ELON (2025)
 Receiving TDs.....1, at Campbell (2025)

BENNETT JUDY

Completions.....18, at Wake Forest (2025)
 Attempts.....32, at Wake Forest (2025)
 Passing Yards.....155, at Wake Forest (2025)
 Passing TDs.....2, GARDNER-WEBB (2025)
 Long Pass.....26 yds, ETSU (2023)
 Rushes.....6, at Wake Forest (2025)
 Rushing Yards.....7, GARDNER-WEBB (2025)

MALIK KNIGHT

Receptions.....6, SAMFORD (2025)
 Receiving Yards.....79, at Samford (2024)
 Receiving TDs.....1, twice – MR: GARDNER-WEBB (2025)
 Long Reception.....69 yds, GARDNER-WEBB (2025)

ISAAC LEE

Completions.....19, vs ELON (2025)
 Attempts.....31, vs ELON (2025)
 Passing Yards.....132, vs ELON (2025)
 Passing TDs.....1, twice – ELON (2025)
 Long Pass.....69 yds, GARDNER-WEBB (2025)
 Rushes.....7, vs ELON (2025)
 Rushing Yards.....40, at Wake Forest (2025)

CAMURY REID

Rushes.....11, twice – MR: at Campbell (2025)
 Rushing Yards.....65 yds, at Wofford (2023)
 Rushing TDs.....2, GARDNER-WEBB (2025)
 Longest Rush.....17 yds, at Wofford (2023)
 Receptions.....4, SAMFORD (2025)
 Receiving Yards.....107 yds, SAMFORD (2025)
 Receiving TDs.....3, SAMFORD (2025)

PAINTER RICHARDS-BAKER

Receptions.....6, SAMFORD (2025)
 Receiving Yards.....99 yds, at Campbell (2025)
 Receiving TDs.....1, twice – MR: at Campbell (2025)

MARCUS STRIGGLES

Receptions.....4, at Wake Forest (2025)
 Receiving Yards.....32, at Campbell (2025)
 Receiving TDs.....1, at Campbell (2025)

MARKEL TOWNSEND

Rushes.....13, SAMFORD (2025)
 Rushing Yards.....56, SAMFORD (2025)
 Rushing TDs.....1, at Wake Forest (2025)
 Receptions.....5, vs ELON (2025)
 Receiving Yards.....23, vs ELON (2025)

JOSIAH THOMAS

Receptions.....5, SAMFORD (2025)
 Receiving Yards.....63 yds, SAMFORD (2025)
 Receiving TDs.....1, SAMFORD (2025)

JAMES TYRE

Receptions.....8, vs ELON (2025)
 Receiving Yards.....101 yds, at Campbell (2025)
 Receiving TDs.....1, 3x – MR: SAMFORD (2025)

TREY WALKER

Receptions.....2, vs ELON (2025)
 Receiving Yards.....25 yds, GARDNER-WEBB (2025)
 Receiving TDs.....1, GARDNER-WEBB (2025)

– WCU SPECIALISTS –

STEPHEN BRANTLEY

Kickoffs.....8, vs Samford (2025)
 Punts.....7, 3x – MR: ELON (2025)
 Long Punt.....76 yds, ELON (2024)
 Rush.....10 yards, VMI (2024)

CHRISTIAN LOWERY

Field Goals in a Game.....3, 2x: MR – VMI (2024)
 Long FG Made.....47 yds, CAMPBELL (2024)
 Long FGA.....51 yds, at #10/9 Montana (2024)
 PATs.....5-for-5, at NC State (2024)
 while at Cincinnati.....22-of-22 total
 Points Scored.....15, VMI (2024)

EMMET RHODES (LS)

Tackles.....1, 2x: MR – at Wake Forest (2025)

MARCUS TROUT

Field Goals in a Game.....1-for-1, vs ELON (2025)
 Long FG Made.....28 yds, vs ELON (2025)
 Long FGA.....28 yds, vs ELON (2025)
 PATs.....6-for-6, twice – MR: at Campbell (2025)
 Consecutive Made PATs.....17 (active)

CATAMOUNT CAREER, SINGLE-GAME HIGHS – DEFENSE (AT WCU)

ARMOND ANDERSON

Tackles..... 3, at Furman (2024)
Interceptions 1, ETSU (2023)

DARIAN ANDERSON JR.

Tackles..... 4, 3x – MR: at Wake Forest (2025)
Pass Breakups 2, GARDNER-WEBB (2025)
Interceptions 1, ETSU (2023)

JAHLEEL ANDERSON

Tackles..... 4, SAMFORD (2025)
Tackles for Loss 1.5, at Campbell (2025)

JACKSON BANKS

Tackles..... 3, GARDNER-WEBB (2025)

VANIER BAPTISTE III

Tackles..... 1, SAMFORD (2025)

HANK BODINE

Tackles..... 3, 2x – MR: SAMFORD (2025)
Tackles For Loss 1, vs ELON (2025)

CALEB BRADFORD

Tackles..... 1, at Furman (2024)
Sacks 1, at Furman (2024)

LEE CAMPBELL

Tackles..... 9, MERCER (2023)
Tackles for Loss 1, CHARLESTON SOUTHERN (2023)
Fumbles Recovered..... 1, at ETSU (2022)
Pass Breakups 2, #3/4 FURMAN(2023)

CAM'RON DABNEY

Tackles..... 3, at Campbell (2025)
Pass Break Ups..... 4, GARDNER-WEBB (2025)
Interceptions 1, at Wake Forest (2025)

JAMORRI DOWNING

Tackles..... 1, VMI (2024)

SAMAURIE DUKES

Tackles..... 12, CAMPBELL (2024)
Tackles for Loss 2.5, at Wake Forest (2025)
Fumble Forced 1, at ETSU (2022)
Fumble Recovered 1, at Furman (2022)
Interceptions 2, ETSU (2023)

CALEB FISHER

Tackles..... 6, 2x – MR: THE CITADEL (2024)
Tackle for Loss..... 2.0, 3x – MR: at Campbell (2025)
Sacks 2.0, at #22 ELON (2024)

RICHARD GARRETT

Tackles..... 5, SAMFORD (2021)
Tackle for Loss..... 2.0, SAMFORD (2021)

ED JONES IV

Tackles..... 8, The Citadel (2022)
Tackles for Loss 2.0, at Cha. Southern (2022)
Sacks 2.0, at Cha. Southern (2022)
Fumble Forced at Arkansas (2023)
Interceptions 1, at #20/24 UTC (2023)

JENO JUNIUS JR.

Tackles..... 3, at Wake Forest (2025)
Interception 1, vs ELON (2025)

RYAN MCKINNIS

Tackles..... 4, at Wake Forest (2025)
Tackles for Loss 1.5, at Campbell (2025)

ISAAC MCLELLAN

Tackles..... 2, GARDNER-WEBB (2025)
Forced Fumbles 1, at #10/9 Montana (2024)

HAYWARD McQUEEN JR.

Tackles..... 15, GARDNER-WEBB (2025)
Tackles for Loss 3.0, at Furman (2024)
Sack 1.0, 2x – MR: at VMI (2023)
Forced Fumble 1, 3x – MR: at Wake Forest (2025)
Double-Digit Tackles 4x

BLUE MONROE

Tackles..... 8, at Furman (2024)
Tackles for Loss 2.0, CAMPBELL (2024)
Sacks 0.5, CHATTANOOGA (2024)

KEN MOORE JR.

Tackles..... 8, vs ELON (2025)
Tackles for Loss 2.0, THE CITADEL (2024)
Forced Fumble 1, at #22 ELON (2024)
Interceptions 1, 3x – MR: VMI (2024)
Blocked Kicks 1, at #24 ELON (2024)
Touchdowns 1, VMI (2024)

SEAN MORRIS

Tackles..... 4, ELON (2025)
Tackles For Loss 2, 2x – MR: SAMFORD (2025)
Sacks 2, 2x – MR: SAMFORD (2025)

MICAH NELSON

Tackles..... 9, THE CITADEL (20-21)
Tackles for Loss 1.5, 3x–MR: at Mercer (2024)
Sacks 1.5, VMI (2022)
Fumble Recovery..... 1, FURMAN (2021)

KENYON PARTRIDGE

Tackles..... 4, GARDNER-WEBB (2025)
Tackles for Loss 1, SAMFORD (2025)
QB Hurries 3, ELON (2025)
Fumbles Recovered..... 1, GARDNER-WEBB (2025)

JHAMARI PIERRE-LOUIS

Tackles..... 6, THE CITADEL (2024)
Tackles for Loss 1.5, at Furman (2024)
Interception 1, ELON (2025)

JULIAN QUINTERO

Tackles..... 1, 2x – MR: ELON (2025)

BO SIMPSON-NEALY

Tackles..... 8, at #10/9 Montana (2024)
Tackles for Loss 2.0, GARDNER-WEBB (2025)
Sacks 1, at Mercer (2024)
Fumble Recovery..... 1, at #22 ELON (2024)

NA'KOMA SIMPSON-NEALY

Tackles..... 3, twice – MR: at Campbell (2025)

CAM SMITH

Tackles..... 1, GARDNER-WEBB (2025)

HASAAAN SYKES

Tackles..... 12, SAMFORD (2025)
Tackles for Loss 1.5, at Campbell (2025)
Interceptions 1, twice – MR: at Campmbell (2025)
INT Return Yds 61, GARDNER-WEBB (2025)
Double-Digit Tackles 1x

MARSEILLE TAYLOR

Tackles..... 4, GARDNER-WEBB (2025)

JORDAN THOMPSON

Tackles..... 11, twice– MR: at Campbell (2025)
Tackles for Loss 2.5, at Campbell (2025)
Sacks 1.0, twice – MR: at Campmbell (2025)
Fumble Recovery..... 1, at Wake Forest (2025)
Double-digit Tackles 2

JUSTIN WALLACE

Tackles..... 5, SAMFORD (2025)

ZAYVEON WELLS

Tackles..... 5, VMI (2024)
Tackle for Loss..... 1.0, at Wake Forest (2025)
Interceptions 1, 2x – MR: VMI (2024)

JAMICHAEL WILSON

Tackles..... 5, GARDNER-WEBB (2025)
Tackles for Loss 1, 2x – MR: SAMFORD (2025)
Sacks 0.5, SAMFORD (2025)

CAMPBELL

WCU trails 1-3-0 (W-1)

At WCU: WCU trails, 0-1

At CAMP: WCU trails, 1-2

Year	Site	Result	Score
1937	A	L	0 20
1939	A	L	6 7
2024	H	L	16 24
2025	A	W	42 35

CHATTANOOGA

WCU trails 20-30-0 (W-3)

At WCU: WCU trails 12-14-0

At UTC: WCU trails 8-16-0

Year	Site	Result	Score
1973	H	W	14 0
1975	A	L	6 27
1976	H	L	14 28
1977	H	L	10 21
1978	A	W	38 21
1979	H	L	35 42
1980	A	L	14 39
1981	H	W	24 10
1982	A	W	20 0
1983	H	W	25 15
1984	A	L	6 10
1985	H	L	3 23
1986	A	L	7 34
1987	H	L	11 13
1988	A	L	14 19
1989	H	W	26 20
1990	A	L	21 23
1991	H	W	38 35
1992	A	W	44 13
1993	A	W	41 10
1994	H	W	53 15
1995	A	L	14 35
1996	H	L	6 20
1997	A	L	21 24
1998	H	W	24 21
1999	A	L	28 56
2000	H	W	41 36
2001	A	W	21 3
2002	H	W	45 28
2003	A	L	0 38
2004	H	L	24 27
2005	A	W	38 20
2006	H	L-OT	14 17
2007	A	L	21 39
2008	H	W	27 7
2009	A	L	20 24
2010	H	L	21 27
2011	A	L	7 51
2012	H	L	24 45
2013	A	L	21 42
2014	H	L	0 51
2015	A	L	13 41
2016	H	L	25 38
2017	A	W	45 7
2018	H	L	6 26
2019	A	L	36 60
2021	A	L	17 45
2022	H	W	32 29
2023	A	W	52 50
2024	H	W	38 34
2025	A		

THE CITADEL

WCU trails 21-27-1 (W-2)

At WCU: WCU trails 12-13-0

At The Citadel: WCU trails 9-14-0

At Columbia: Series tied 0-0-1

Year	Site	Result	Score
1972	A	W	10 0
1977	A	L	0 20
1978	H	W	38 24
1979	A	L	19 21
1980	H	L	21 28
1981	A	L	3 12
1982	H	L	20 24
1983	A	W	44 17
1984	H	L	33 34
1985	A	L	3 10
1986	H	W	27 12
1987	A	L	24 38
1988	H	L	21 27
1989	N	T	22 22
1990	H	L	10 28
1991	A	L	13 38
1992	H	L	31 36
1993	H	W	38 18
1994	A	W	42 38
1995	H	W	31 14
1996	A	L	25 39
1997	H	W	45 25

1998	A	W	14 8
1999	H	W	24 17
2000	A	L	10 17
2001	H	W	28 25
2002	A	W	37 34
2003	H	W	28 21
2004	A	L	0 17
2005	H	L	7 17
2006	A	L-OT	27 30
2007	H	L	31 37
2008	A	L	14 34
2009	H	W	14 10
2010	A	W	24 13
2011	H	L	7 35
2012	A	L	31 45
2013	H	L	21 28
2014	H	W	29 15
2015	A	L	10 28
2016	H	L	14 37
2017	A	W	31 19
2018	H	L	24 38
2019	A	L	17 35
2021	H	W	21 14
2021	A	W	45 31
2022	H	L	34 21
2023	A	W	49 14
2024	H	W	30 16
2025	A		

N - played in Columbia, S.C.

ELON

WCU trails 18-25-2 (L-1)

At WCU: WCU leads, 12-10-1

At ELON: WCU trails, 6-15-1

Year	Site	Result	Score
1933	A	L	6 46
1934	A	L	6 37
1939	A	L	0 52
1940	H	L	0 38
1941	A	L	7 28
1950	H	L	19 27
1951	A	L	0 23
1952	H	W	12 0
1953	A	L	7 13
1954	H	T	20 20
1955	A	L	6 19
1956	A	L	6 26
1958	H	L	6 15
1959	A	W	14 6
1960	H	W	41 6
1961	A	L	9 11
1962	H	L	13 14
1963	A	L	10 19
1964	H	W	21 20
1965	A	W	26 14
1966	H	W	34 0
1967	A	T	20 20
1968	H	L	30 35
1969	A	W	17 13
1970	H	W	17 7
1971	A	L	29 43
1978	H	W	17 7
1979	H	W	20 7
1995	H	W	36 14
1996	H	W	45 28
1997	A	L	16 17
1998	H	W	10 7
2003	H	W	26 3
2004	A	W	28 7
2005	H	W	31 26
2006	A	L	19 37
2007	H	L	36 38
2008	A	L	14 33
2009	H	L	17 42
2010	A	L	14 45
2011	H	L	31 38
2012	A	L	31 42
2013	H	W	27 24
2024	A	W	27 17
2025	H	L	31 37

ETSU

WCU leads 27-26-1 (L-1)

At WCU: WCU leads 14-11

At ETSU: WCU trails 12-15-1

Neutral: Series tied 1-1-0

Year	Site	Result	Score
1932	H	L	0 26
1933	A	L	0 26
1934	H	L	2 6
1935	A	L	0 13
1936	A	L	0 2
1937	A	L	0 12
1948	H	W	32 12
1949	A	W	14 0

1950	N	W	13 7
1951	A	W	7 6
1952	H	L	7 13
1953	A	L	7 34
1954	H	L	21 24
1955	A	T	7 7
1956	H	L	6 7
1957	A	L	6 7
1975	H	L	8 29
1976	A	W	14 0
1977	H	W	35 0
1978	A	L	14 21
1979	H	W	20 17
1980	A	W	20 17
1981	H	L	23 32
1982	A	W	27 25
1983	H	W	17 16
1984	A	W	31 17
1985	H	W	13 3
1986	H	W	43 16
1987	A	W	37 20
1988	H	W	33 23
1989	A	L	11 30
1990	H	W	21 17
1991	A	W	29 15
1992	H	W	41 12
1993	A	W	24 24
1994	H	L	31 34
1995	A	L	10 36
1996	H	L	10 49
1997	A	L	18 28
1998	H	W-2OT	31 24
1999	A	L	10 38
2000	H	W	39 27
2001	A	W	20 6
2002	H	L	7 27
2003	A	W	39 16
2016	A	L	31 34
2017	H	W	49 10
2018	A	L-3OT	43 45
2019	H	W-OT	23 20
2021	A	L	17 24
2021	H	L	35 56
2022	A	W	20 17
2023	H	W	58 7
2024	A	L	21 24
2025	H	L	31 37

N - game played in Waynesville, N.C.

A - played at the Bristol Motor Speedway

FURMAN

WCU trails: 14-36-2 (W-1)

At WCU: WCU trails 7-17-1

At FUR: WCU trails 7-19-1

Year	Site	Result	Score
1971	A	L	14 21
1972	H	W	24 15
1975	A	L	0 35
1977	A	T	24 24
1978	H	L	7 24
1979	A	L	14 23
1980	H	L	14 28
1981	H	L	27 31
1982	A	L	6 12
1983	H	T	17 17
1983	A	W	14 7
1984	A	W	20 19
1985	H	L	27 31
1986	A	W	19 13
1987	H	W	20 14
1988	A	L	0 31
1989	H	L	3 17
1990	A	L	9 42
1991	H	L	14 42
1992	A	W	29 27
1993	H	W	23 20
1994	A	W	35 24
1995	H	L	21 31
1996	A	L	30 45
1997	H	W	17 16
1998	A	L	7 31
1999	H	L	19 27
2000	A	L	14 38
2001	H	L	13 31
2002	A	L	23 24
2003	H	L	13 19
2004	A	L	10 31
2005	H	W	41 21
2006	A	L	7 42
2007	H	L	21 52
2008	A	L	21 28
2009	H	L	14 33
2010	A	L	17 31
2011	H	L	21 47
2012	A	L	24 45
2013	H	L	20 32

2014	A	W	35 17
2015	H	W	48 10
2016	A	L	21 49
2017	H	L	6 28
2018	A	L	38 44
2019	H	L	7 28
2021	H	W	43 42
2022	A	L	40 47
2023	H	L	17 29
2024	A	W	52 20
2025	H		

GARDNER-WEBB

WCU leads 6-5-0 (L-2)

At WCU: Series tied 3-3-0

At GAWB: WCU leads 3-2-0

Year	Site	Result	Score
1932	H	L	7 23
1983	H	W	43 7
2003	H	W	39 16
2004	A	L	20 26
2009	H	L	20 27
2010	A	W	28 14
2016	H	W	44 14
2017	A	W	42 27
2018	A	W	28 10
2019	H	L	21 24
2021	A	L	34 52
2025	H	L	45 52

MERCER

WCU trails 2-9-0 (L-9)

At WCU: WCU trails 1-4-0

At MER: WCU trails 1-5-0

Year	Site	Result	Score
2014	A	W	35 21
2015	H	W	24 21
2016	A	L	24 38
2017	H	L	33 35
2018	A	L	46 59
2019	H	L	27 49
2021	A	L	28 45
2021	H	L	24 34
2022	A	L	6 49
2023	H	L	38 45
2024	A	L	34 44
2025	H		

SAMFORD

WCU trails 6-17-0 (W-3)

At WCU: WCU trails 4-7-0

At SAM: WCU trails 2-10-0

Year	Site	Result	Score
------	------	--------	-------

GAME ONE • SAT., AUG. 30, 2025 • CULLOWHEE • ATT: 11,889



GARDNER-WEBB

52

19/18 WESTERN CAROLINA

45

CULLOWHEE – On the strength of 35 unanswered first-half points, No. 19 Western Carolina bolted out to a 35-7 lead midway through the second quarter in its season opener on Saturday evening at E.J. Whitmire Stadium / Bob Waters Field. However, the Runnin' Bulldogs lived up to their moniker as Gardner-Webb found its ground game behind graduate transfer QB Nate Hampton, posting a 24-point fourth quarter to stun the homestanding Catamounts 52-45 and overshadow an otherwise tremendous opening day atmosphere. Hampton ran for 132 yards and four scores, while tossing a pair of TD passes in guiding GWU to the road victory.

Saturday's matchup featured two teams with quarterbacks making their first starts for their respective squads, as the regional rivals delivered fireworks on the field ahead of the postgame extravaganza. The two combined for 97 total points and 1,087 combined yards, with GWU outgaining the potent Catamount offense, 627-to-454, in a game that lasted nearly four and a half hours before 11,889 fans.

Tied at 42 in the fourth quarter following Hampton's third rushing score of the game, Gardner-Webb missed on a 41-yard field goal attempt. Just three plays later, though, the Runnin' Bulldog defense forced a fumble. With GWU grinding into scoring position, the Catamount defense stiffened to limit the Runnin' Bulldogs to a 22-yard Charles Violel field goal for their first lead, 45-42, since it was 7-0 in the first quarter.

Gardner-Webb seemingly put the game out of reach, converting an interception into Hampton's fourth rushing score of the day and a 10-point cushion inside the final two minutes. The Catamounts used its aerial attack to move into scoring position before settling for a 29-yard Christian Lowery field goal for the first of a needed two scores.

On the ensuing onside kick attempt, WCU's kickoff team powered GWU's hands return team off the line to gain, and Lowery dribbled the ball the allotted 10 yards where he fell on it for an apparent successful attempt. However, it was ruled that the ball slightly careened off the leg of a Catamount for an inadvertent touch before traveling 10 yards, and Gardner-Webb was able to kneel out the remaining clock for the upset victory.

Bennett Judy tossed a pair of touchdown passes on a career-best 15 completions in his first collegiate start, finishing with 151 yards through the air to lead the two WCU QBs. He hit redshirt freshman James Tyre and true freshman Trey Walker for the scoring strikes, the first TDs for both. Tyre led nine Catamounts with receptions, with a career-best five catches for 66 yards. Patrick Boyd Jr. led WCU's offensive attack, averaging nearly nine and a half yards per touch with a career-high 142 rushing yards and a score.

Hampton accounted for six touchdowns for GWU in the improbable upset victory, amassing 132 rushing yards and four scores, while passing for 263 yards and a pair of TDs on 12 completions. Quasean Holmes rushed for 116 yards, including a season-opening 65-yard touchdown romp early in the first quarter. Chris Lofton caught three passes for a team-best 102 yards through the air, while Anthony Lowe compiled 202 all-purpose yards.

Score by Quarters	1	2	3	4	Score	Record: (1-0)
Gardner-Webb	7	14	7	24	52	Record: (0-1)
#19/18 Western Carolina	21	14	7	3	45	

Scoring Summary:

1st	14:02	GWU	Quasean Holmes 65 yd run (Charles Violel kick) – 2 plays, 65 yds, 0:14	GWU 7	WCU 0
	12:09	WCU	Patrick Boyd Jr. 28 yd run (Christian Lowery kick) – 1 play, 28 yds, 0:06	GWU 7	WCU 7
	8:18	WCU	Camury Reid 3 yd run (Christian Lowery kick) – 9 plays, 64 yds, 2:30	GWU 7	WCU 14
	4:30	WCU	James Tyre 5 yd pass from Bennett Judy (Christian Lowery kick) – 3 plays, 4 yds, 1:06	GWU 7	WCU 21
2nd	13:28	WCU	Trey Walker 25 yd pass from Bennett Judy (Christian Lowery kick) – 11 plays, 80 yds, 4:16	GWU 7	WCU 28
	8:24	WCU	Malik Knight 69 yd pass from Isaac Lee (Christian Lowery kick) – 2 plays, 80 yds, 0:38	GWU 7	WCU 35
	5:23	GWU	Anthony Lowe 18 yd pass from Nate Hampton (Charles Violel kick) – 9 plays, 75 yds, 3:01	GWU 14	WCU 35
	1:08	GWU	Nate Hampton 1 yd run (Charles Violel kick) – 7 plays, 65 yds, 2:16	GWU 21	WCU 35
3rd	12:20	GWU	Anthony Lowe 36 yd pass from Nate Hampton (Charles Violel kick) – 6 plays, 75 yds, 2:35	GWU 28	WCU 35
	1:26	WCU	Camury Reid 1 yd run (Christian Lowery kick) – 5 plays, 83 yds, 2:09	GWU 28	WCU 35
4th	13:51	GWU	Nate Hampton 16 yd run (Charles Violel kick) – 8 plays, 90 yds, 2:33	GWU 35	WCU 42
	10:16	GWU	Nate Hampton 7 yd run (Charles Violel kick) – 4 plays, 69 yds, 1:39	GWU 42	WCU 42
	2:36	GWU	Charles Violel 22 yd field goal – 7 plays, 24 yds, 3:27	GWU 45	WCU 42
	1:48	GWU	Nate Hampton 26 yd run (Charles Violel kick) – 1 play, 26 yds, 0:08	GWU 52	WCU 42
	0:42	WCU	Christian Lowery 29 yd field goal – 8–65 yds, 1:00	GWU 52	WCU 45

	GWU	WCU
FIRST DOWNS	25	21
RUSHES-YARDS (NET)	57–335	42–221
PASSING YDS (NET)	292	233
Passes Comp-Att-Int	13-33-1	18-36-1
TOTAL OFFENSE PLAYS-YARDS	90–627	78–454
Fumble Returns-Yards	0–0	0–0
Punt Returns-Yards	3–23	2–21
Kickoff Returns-Yards	4–99	5–96
Interception Returns-Yards	1–0	1–61
Punts (Number–Avg)	4–48.5	7–43.3
Fumbles-Lost	1–1	3–2
Penalties-Yards	8–64	8–54
Possession Time	35:38	24:22
Third-Down Conversions	4 of 16	7 of 18
Fourth-Down Conversions	2 of 4	1 of 1
Red-Zone Scores-Chances	5–5	4–4
Sacks By: Number-Yards	2–6	2–8

RUSHING: GWU – Nate Hampton 28-132; Quasean Holmes 13-116; Carson Gresock 11-85; Cole Pennington 2-12; Chris Lofton 1 (-4); WCU – Patrick Boyd Jr. 15-142; Branson Adams 12-66; Bennett Judy 5-7; Camury Reid 6-7; Isaac Lee 4(-1).

PASSING: GWU – Nate Hampton 12-30-0, 263; Cole Pennington 1-3-1, 29; WCU – Bennett Judy 15-27-1, 151; Isaac Lee 3-9-0, 69.

RECEIVING: GWU – Chris Lofton 3-102; Anthony Lowe 5-80; Caleb Borders 3-62; Jabre Bevineau 1-29; Giovanni Adopte 1-19; WCU – Malik Knight 1-69; James Tyre 5-66; Trey Walker 1-25; Marcus Striggles 2-24; Patrick Boyd Jr. 3-21; Branson Adams 3-21; Painter Richards-Baker 1-3; David Hulbert 1-2; Brayden Blackmon 1-2

INTERCEPTIONS: GWU – Josiah Harris 1-0; WCU – Hasaan Sykes 1-61.

FUMBLES (FF-FR): GWU – Jamari Young 1-0; Cahari Haynes 1-0; De'Ariean Hicks 0-1; Sabin McLaughlin 0-1; WCU – Hayward McQueen Jr. 1-0; Kenyon Partridge 0-1

SACKS (UA-A): GWU – Robert Holtz 1-0; Jamari Young 1-0; WCU – Hayward McQueen Jr. 1-0; Jordan Thompson 1-0;

TACKLES (UA-A): GWU – Jamari Young 6-5; Sabin McLaughlin 6-2; Antonio O'Berry 6-1; Jecari Bryson 4-2; Jackson Marshall 5-1; Cahari Haynes 4-1; Andre Crawley Jr. 3-1; Javin Griffin 2-1; Robert Holtz 1-2; Que Billingsly 1-1; Talon Fisher 1-1; Wendell McClain 2-0; Trey Weems 1-1; RJ Brown 1-0; Abraham Brown III 1-0 Ian Calhoun 0-1; Ethan Chandler 0-1; Josiah Harris 0-1; De'Ariean Hicks 0-1; Justin Isler 0-1; Jordan Jackson 0-1; Darius Johnson 0-1; Nigel Lucas 0-1; Jonathan Robinson 1-0; Jaden Watkins 1-0; WCU – Hayward McQueen Jr. 8-7; Samaurie Dukes 3-5; Jordan Thompson 4-2; Blue Monroe 3-3; Bo Simpson-Nealy 4-1; Jamichael Wilson 3-2; Kenyon Partridge 2-2; Marcell Taylor 1-3; Zayveon Wells 2-2; Micah Nelson 1-2; Darian Anderson 1-2; Jackson Banks 1-2; Ed Jones IV 1-1; Armond Armstrong 2-0; Isaac McCellan 1-1; Sean Morris 2-0; Ken Moore Jr. 0-1; Jahleel Anderson 0-1; Cam'Ron Dabney 1-0; Cam Smith 0-1; Na'koma Simpson-Nealy 1-0; Julian Quintero 1-0; Hank Bodine 0-1; Emmet Rhoades 0-1.

GAME TWO • SAT., SEPT. 6, 2025 • WINSTON-SALEM, NC • ATT: 28,239



#25/RV WESTERN CAROLINA

10

WAKE FOREST

42

WINSTON-SALEM, NC – Returning from an injury that sidelined him early in last week's season opener, Wake Forest running back Demond Claiborne rushed for 193 yards and three touchdowns as the Demon Deacons downed FCS No. 25 Western Carolina 42-10 on a weather-hampered Saturday at Allegany Federal Credit Union Stadium.

Wake Forest (2-0) scored three first-quarter touchdowns on lengthy runs of 41, 33, and 27 yards – two by Claiborne – and added a safety to negate a pair of failed two-point try attempts. Christian Lowery capped WCU's mammoth 17-play, nine-minute drive with a 26-yard field goal to put the Catamounts on the board in the second quarter.

Claiborne capped his triumphant return with an 85-yard rush early in the third quarter, with the Deacons taking to the air for their final two scores and a 42-3 lead. Western Carolina backup quarterback Isaac Lee guided a scoring drive that was capped by Markel Townsend's one-yard score, with freshman Marcus Trout scoring his first collegiate point on the PAT to provide the final tally.

Lee finished 4-of-5 for 24 yards and finished as WCU's top rusher with 30 yards coming on three carries as the Catamounts were limited to just 20 yards on 29 carries. Starting for the second-straight week, Bennett Judy finished 18-of-32 for 155 yards, tossing an interception, and was sacked four times as Wake Forest presented a strong front-line defense.

In addition to Claiborne, quarterback Robby Ashford threw for 193 yards and three scores, with WR Chris Barnes catching six passes for 149 through the air for the ACC's Deacs.

Lengthy weather delays marred Saturday's game, the first coming just three minutes into the contest after the Catamount defense snuffed out the first Wake Forest offensive drive. Back after a 2-hour, 18-minute delay – and peppered by rain showers for the remainder of the evening – the Deacs built a 21-3 halftime lead.

The game then endured a 42-minute pause that lengthened what was slated to be a shortened intermission. Wake then outscored WCU 21-7 in the second half in recording the victory.

Samaurie Dukes led the Catamount defense with five tackles, 2.5 going for loss, with Darian Anderson Jr., Hank Bodine, and Hayward McQueen Jr., each posting three stops apiece. McQueen forced a fumble, with Justin Wallace and Jordan Thompson both falling on loose footballs for defensive takeaways. Transfer DB Cam'Ron Dabney recorded WCU's second interception of the season in the loss. WCU's defense finished with eight tackles for loss in the defeat.

Score by Quarters	1	2	3	4	Score	Record: (0-2)
#25/RV Western Carolina	0	3	0	7	10	Record: (2-0)
Wake Forest	21	0	21	0	42	

Scoring Summary:

1st	5:57	WAKE	Robby Ashford 41 yd run (Connor Calvert kick) – 5 plays, 62 yds, 0:57	WCU 0	WAKE 7
	2:59	WAKE	Demond Claiborne 33 yd run (PAT failed) – 2 plays, 73 yds, 0:42	WCU 0	WAKE 13
	2:47	WAKE	Demond Claiborne 27 yd run (PAT failed) – 1 play, 27 yds, 0:05	WCU 0	WAKE 19
	0:27	WAKE	0 yd safety	WCU 0	WAKE 21
2nd	5:46	WCU	Christian Lowery 23 yd field goal – 17 plays, 74 yds, 9:10	WCU 3	WAKE 21
3rd	12:29	WAKE	Demond Claiborne 85 yd run (Connor Calvert kick) – 2 plays, 83 yds, 0:42	WCU 3	WAKE 28
	7:16	WAKE	Sterling Berhalter 51 yd pass from Robby Ashford (Connor Calvert kick) – 2 plays, 93 yds, 0:37	3	WAKE 35
	1:52	WAKE	Melvin,Jeremiah 27 yd pass from Purdie,Deshawn (Calvert,Connor kick) 3 plays, 30 yards, TOP 00:41	3	WAKE 42
4th	6:49	WCU	Markel Townsend 1 yd run (Marcus Trout kick) – 14 plays, 75 yds, 10:03	WCU 10	WAKE 42

	WCU	WAKE
FIRST DOWNS	17	21
RUSHES-YARDS (NET)	33–34	31–273
PASSING YDS (NET)	204	269
Passes Comp-Att-Int	26-43-1	16-26-1
TOTAL OFFENSE PLAYS-YARDS	76–238	57–542
Fumble Returns-Yards	0–0	0–0
Punt Returns-Yards	0–0	5–53
Kickoff Returns-Yards	1–11	1–26
Interception Returns-Yards	1–0	1–5
Punts (Number–Avg)	9–45.1	3–41.7
Fumbles-Lost	3–1	2–2
Penalties-Yards	5–48	3–22
Possession Time	35:58	24:02
Third-Down Conversions	4 of 17	4 of 10
Fourth-Down Conversions	2 of 3	0 of 1
Red-Zone Scores-Chances	2–3	0–2
Sacks By: Number-Yards	0–0	5–41

RUSHING: WCU – Isaac Lee 4-40; Camury Reid 9-10; Branson Adams 3-5; Markel Townsend 3-5; Patrick Boyd Jr. 4-3; Dominic Dutton 1-1; Bennett Judy 6(-27); WAKE – Demond Claiborne 10-193; Robby Ashford 7-66; Ty Clark 7-19; Tate Carney 1-9; Ja'Mario Clements 1-4; Chris Barnes 1-3.

PASSING: WCU – Bennett Judy 18-32-1, 155; Isaac Lee 8-10-0, 49; James Tyre 0-1-0; WAKE – Robby Ashford 13-22-1, 227; Deshawn Purdie 3-4-0, 42.

RECEIVING: WCU – Malik Knight 5-56; James Tyre 3-29; Dominic Dutton 3-25; Marcus Striggles 4-21; Painter Richards-Baker 1-17; Josiah Thomas 2-15; Camury Reid 1-15; Markel Townsend 3-13; Branson Adams 1-6; David Hulbert 1-5; Patrick Boyd Jr. 2-2; WAKE – Chris Barnes 6-149; Sterling Berhalter 2-2; Jeremiah Melvin 2-30; Kamrean Johnson 2-10; Ty Clark 1-9; Chris Hernandez 1-1; Demond Claiborne 2(-42).

INTERCEPTIONS: WCU – Cam'Ron Dabney 1-0; WAKE – Zamari Stevenson 1-5.

FUMBLES (FF-FR): WCU – Hayward McQueen Jr. 1-0; Justin Wallace 0-1; Jordan Thompson 0-1; WAKE – Zach Lohavichan 1-0; Quincy Bryant 0-1

SACKS (UA-A): WCU – none; WAKE – Langston Hardy 2-1; Jayden Loving 1-0; Frank Cusano 0-1; Dallas Afalawa 0-1; Mateen Ibirogba 0-1;

TACKLES (UA-A): WCU – Samaurie Dukes 3-2; Darian Anderson Jr. 2-2; Ryan McKinnis 3-1; Ken Moore Jr. 1-2; Jordan Thompson 2-1; Hayward McQueen Jr. 2-1; Justin Wallace 1-2; Jeno Junius Jr. 3-0; Zayveon Wells 3-0; Hank Bodine 1-2; Dominic Dutton 1-1; Bo Simpson-Nealy 2-0; Na'koma Simpson-Nealy 1-1; Ed Jones IV 1-0; Jahleel Anderson 1-0; Hasaan Sykes 0-1; Marcell Taylor 1-0; Vanier Baptiste III 1-0; Jhamari Pierre-Louis 0-1; Cam'Ron Dabney 1-0; Devin Brown 1-0; Richard Garrett 0-1; Isaac McLellan 1-0; Sean Morris 0-1; Emmet Rhoades 0-1; WAKE – Davaughn Patterson 3-4; Lardarius Webb Jr. 4-3; Aiden Hall 4-3; Frank Cusano 2-4; Jayden Loving 1-4; Dylan Hazen 2-3; Langston Hardy 2-2; Nuer Gatkuoth 0-3; Quincy Bryant 1-2; Zamari Stevenson 1-2; Darius Jones 1-2; Nick Andersen 2-1; Zach Lohavichan 2-1; Mateen Ibirogba 1-2; Travon West 0-2; Tyler Walton 1-1; Alex Marengo 1-1; Dallas Afalawa 1-1; Karon Prunty 0-1; Rushan Tongue 0-1; Gabe Kirschke 0-1; Ashaad Williams 1-0; Myles Turpin 1-0; Koreddell Bartley 0-1; William Tackie Jr. 1-0; Brandon Smiley 0-1.

GAME THREE • SAT., SEPT. 13, 2025 • CULLOWHEE • ATT: 10,007

	ELON	37
	RV/RV WESTERN CAROLINA	31

CULLOWHEE, N.C. – Consecutive scores out of the halftime locker room handed Western Carolina its first lead on Saturday afternoon, 28-23, over regional rival Elon in the annual "White Out Whitmire" game. However, the visiting Phoenix scored the eventual game-winning touchdown on a 10-yard scamper by QB Landen Clark inside the game's final five minutes as Elon escaped with a 37-31 victory at E.J. Whitmire Stadium / Bob Waters Field.

Wide receivers James Tyre and Dominic Dutton combined to score all four of Western Carolina's touchdowns in three different ways in Saturday's close home defeat. Both found the endzone the conventional way with TD receptions of four and seven yards, respectively, in the first half. But after intermission, the tandem found other ways to hit paydirt.

Trailing 23-14 at the break, the speedy Dutton ignited the crowd by taking the second-half kickoff 97 yards untouched for WCU's first kickoff return for a score since 2021 to make it a two-point game, 23-21. On their next offensive possession, the Catamounts benefitted from a fortuitous bounce as Tyre corralled an offensive fumble, spun, and raced 62 yards for the go-ahead touchdown, 28-23.

A pair of Luke Barnes field goals from 38 and 42 yards out pushed the visitors back in front, 29-28, with true freshman Marcus Trout splitting the uprisings on his first collegiate field goal early in the fourth quarter as WCU teetered back in front, 31-29, early in the fourth quarter.

However, Elon found the go-ahead score on Clark's 10-yard TD run, and eventually sealed it with a replay-overturned interception along the Phoenix sideline that squelched any chance of a last-second rally.

Entering the game amidst a late second-quarter scoring drive, redshirt freshman QB Isaac Lee finished 19-of-31 for 132 yards with a touchdown, but tossed a pair of interceptions, one coming in the endzone on a would-be late first-half scoring drive. Lee also rushed for 23 yards. Bennett Judy started the game, but gave way to Lee after an injury, finishing 17-of-24 for 114 yards with a score.

Tyre caught a career-best eight passes for 87 yards and a touchdown, adding the 62-yard scramble on the fumble recovery and 23 yards in punt returns for 172 all-purpose yards. In addition to the 97-yard kickoff return, Dutton caught six passes for 46 yards and a score, posting 152 all-purpose yards in the loss.

WR Malik Knight and tailback Markel Townsend both caught five passes apiece in the loss, producing 28 and 23 yards, respectively.

The Catamounts rushed for 179 yards officially, though 62 came on the fumble return for a score. Patrick Boyd Jr. ran 10 times for 58 yards to lead WCU otherwise, adding a trio of catches for 19 yards.

Score by Quarters	1	2	3	4	Score	
Elon	14	9	6	8	37	Record: (2-1)
RV/RV Western Carolina	7	7	14	3	31	Record: (0-3)

Scoring Summary:

1st	14:07	ELON	Zimere Winston 78 yd pass from Landen Clark (Luke Barnes Kick) – 3 plays, 81 yards, 0:50	ELON 7	WCU 0
	10:48	WCU	James Tyre 4 yd pass from Bennett Judy (Marcus Trout Kick) – 10 plays, 75 yards, 3:19	ELON 7	WCU 7
	0:06	ELON	Landyn Backey 35 yd pass from Landen Clark (Luke Barnes Kick) – 3 plays, 88 yards, 1:21	ELON 14	WCU 7
2nd	9:13	ELON	Landen Clark 10 yd run (Magzu pass from LeDoyen failed) – 12 plays, 88 yards, 5:30	ELON 20	WCU 7
	3:06	WCU	Dominic Dutton 7 yd pass from Isaac Lee (Marcus Trout Kick) – 14 plays, 75 yards, 6:07	ELON 20	WCU 14
	0:00	ELON	Luke Barnes 48 yd field goal – 6 plays, 49 yards, 0:41	ELON 23	WCU 14
3rd	14:48	WCU	Dominic Dutton 97 yd kickoff return –	ELON 23	WCU 21
	11:07	WCU	James Tyre 62 yd run (Marcus Trout Kick) – 3 plays, 80 yards, 0:46	ELON 23	WCU 28
	8:22	ELON	Luke Barnes 38 yd field goal – 6 plays, 26 yards, 2:34	ELON 26	WCU 28
	1:34	ELON	Luke Barnes 42 yd field goal – 11 plays, 46 yards, 4:58	ELON 29	WCU 28
4th	13:05	WCU	Marcus Trout 28 yd field goal – 12 plays, 65 yards, 3:29	ELON 29	WCU 31
	4:53	ELON	Landen Clark 10 yd run (Clark pass to Fuhrmann for 2-pt) – 10 plays, 79 yards, 3:59	ELON 37	WCU 31

	ELON	WCU
FIRST DOWNS.....	24	25
RUSHES-YARDS (NET).....	47- 151	30- 179
PASSING YDS (NET).....	305	246
Passes Comp-Att-Int.....	11-29-2	36-55-2
TOTAL OFFENSE PLAYS-YARDS.....	76-456	85-425
Fumble Returns-Yards.....	0-0	0-0
Punt Returns-Yards.....	1-7	2-23
Kickoff Returns-Yards.....	3-89	2-124-1
Interception Returns-Yards.....	2-0	2-0
Punts (Number-Avg).....	6-55.2	7-45.9
Fumbles-Lost.....	1-0	1-0
Penalties-Yards.....	9-109	8-99
Possession Time.....	30:23	29:37
Third-Down Conversions.....	5 of 17	6 of 17
Fourth-Down Conversions.....	1 of 1	2 of 3
Red-Zone Scores-Chances.....	4 of 4	3 of 4
Sacks By: Number-Yards.....	2-14	2-13

RUSHING: ELON – Landen Clark 25-72-2; Jimmyll Williams 6-42; TJ Thomas Jr. 10-26; Isaiah Fuhrmann 1-7; Dan Frederick 2-4; Landyn Backey 1-4; WCU – James Tyre 0-62-1; Patrick Boyd Jr. 10-58; Isaac Lee 7-23; Markel Townsend 3-12; Dominic Dutton 1-9; Malik Knight 1-9; Bennett Judy 2-3; Branson Adams 1-2; Camury Reid 5-1

PASSING: ELON – Landen Clark 11-28-2-2, 305; Landyn Backey 0-1; WCU – Isaac Lee 19-31-1-2, 132; Bennett Judy 17-24-1, 114.

RECEIVING: ELON – Isaiah Fuhrmann 5-105; Zimere Winston 1-78-1; Landyn Backey 2-53-1; TJ Thomas Jr. 2-38; Dylan Magazu 1-31; WCU – James Tyre 8-87-1; Dominic Dutton 6-46-1; Malik Knight 5-28; Markel Townsend 5-23; Marcus Striggles 2-22; Patrick Boyd Jr. 3-16; David Hulbert 3-1; Trey Walker 2-10; Brayden Blackmon 1-3; Camury Reid 1-0

INTERCEPTIONS: ELON – Ishmel Atkins 1-0; Asher Cunningham 1-0; WCU – Jhamari Pierre-Louis 1-0; Jeno Junius Jr. 1-0

FUMBLES (FF-FR): ELON – DJ James-Hamilton 1-0;

SACKS (UA-A): ELON – Brodie Carroll 1-0; Kahmari Brown 1-0; WCU – Sean Morris 2-0

TACKLES (UA-A): ELON – Tony Hart III 9-2; DJ James-Hamilton 9-1; Brodie Carroll 9-0; Kahmari Brown 6-1; Asher Cunningham 5-2; Jesse Powell II 4-1; Dillon Pardue 2-1; Ishmel Atkins 2-0; Chaz Knox 2-0; Brycen Scott 1-0; Anthony Martin 0-1; Eric Jones 1-0; Ethan Grace 1-0; Landon Herzberg 0-1; Jayson Singer 1-0; Brennan Davis 1-0; Rashad Reid 1-0; Jared Kirksey 1-0; WCU – Jordan Thompson 6-5; Hasaan Sykes 7-2; Ken Moore Jr. 4-4; Caleb Fisher 4-0; Sean Morris 3-1; Bo Simpson-Nealy 1-2; Justin Wallace 3-0; Samarie Dukes 1-1; Jahleel Anderson 1-1; Jhamari Pierre-Louis 0-2; Zayveon Wells 1-1; Richard Garrett 1-1; Hayward McQueen Jr. 0-1; Ed Jones IV 1-0; Kenyon Partridge 0-1; Ryan McKinnis 1-0; Cam'Ron Dabney 1-0; Jeno Junius Jr. 1-0; Julian Quintero 1-0; Hank Bodine 1-0

GAME FOUR • SAT., SEPT. 20, 2025 • CULLOWHEE • ATT: 10,593

	SAMFORD	35
	WESTERN CAROLINA	50

CULLOWHEE, N.C. – Making his season debut in the Catamount backfield, redshirt sophomore quarterback Taron Dickens threw for a career-high 582 yards and matched the school record with six passing touchdowns as Western Carolina rode a 29-point third quarter to a 50-35 victory over Samford in its Southern Conference opener at E.J. Whitmire Stadium / Bob Waters Field.

A match-up between the top two quarterbacks in the SoCon, based on preseason voting by the league's head coaches, did not fail to produce on Saturday. The two squads combined for 85 points and 1,309 yards of offense, passing for 1,038 and rushing for 271.

Dickens posted the best passing performance in the NCAA Football Championship Subdivision (FCS) to date this year with the second-most passing yards in both school and league history, tying former Samford QB Liam Welch for the latter. Current Bulldog quarterback Quincy Crittendon threw for a career-best 456 yards and three touchdowns in the defeat.

Trailing Samford 20-14 late in the second quarter after the second of three receiving touchdowns by WCU transfer WR Calvin Jones, the Catamounts scored 36 of the game's next 42 points, taking the lead for good inside the final two minutes before the break as Dickens found TE Josiah Thomas for his first career score. WCU carried a 21-20 lead into the locker room before exploding for 29 points in the third quarter, scoring four TDs, three by tailback Camury Reid, and tacked on a two-point conversion to lead 50-26.

Samford (0-4, 0-2 SoCon) managed a 32-yard Chris Evans touchdown rush and the third field goal by Jake Garner to cap the only scoring in the fourth quarter.

Dickens was 35-of-46 passing for a career-best 582 yards and tossed six touchdown passes to guide the Catamounts. Painter Richards-Baker and Malik Knight led 10 different players to record receptions, both finishing with six catches apiece, with Richards-Baker going for 85 yards and a score, while Knight had 67 receiving yards. Thomas, along with James Tyre, scored a receiving TD.

Reid caught four passes for a career-high 107 yards and three receiving touchdowns, adding 39 rushing yards and a fourth score in the winning effort. Markel Townsend carried the load in the fourth quarter, finishing with 13 carries for a game-high tying 56 yards.

Quincy Crittendon was 35-of-54 passing for a career-best 456 yards and threw each of his three touchdown passes to Calvin Jones, a Western Carolina graduate transfer who finished with seven catches for 108 yards. Jaden Gibson had nine receptions for a game-high 122 yards, while C.J. Evans had a 32-yard touchdown run in the fourth quarter for Samford.

WCU's defense held Samford to a pair of field goals on its first two offensive drives, while its offense managed a pair of TDs on a 14-yard pass from Dickens to Reid and James Tyre with a six-yard score.

Score by Quarters	1	2	3	4	Score	
Samford	6	14	6	9	35	Record: (0-4, 0-2 SoCon)
Western Carolina	14	7	29	0	50	Record: (1-3, 1-0 SoCon)

Scoring Summary:

1st	11:07	SAM	Jake Garner 28 yd field goal – 11 plays, 64 yards, 3:53	SAM 3	WCU 0
	8:26	WCU	Camury Reid 14 yd pass from Taron Dickens (Marcus Trout kick) – 7 plays, 71 yards, 2:34	SAM 3	WCU 7
	3:17	SAM	Jake Garner 29 yd field goal – 13 plays, 68 yards, 5:05	SAM 6	WCU 7
	1:06	WCU	James Tyre 6 yd pass from Taron Dickens (Marcus Trout kick) – 5 plays, 75 yards, 2:11	SAM 6	WCU 14
2nd	13:12	SAM	Calvin Jones 28 yd pass from Quincy Crittendon (Jake Garner kick) – 9 plays, 75 yards, 2:54	SAM 13	WCU 14
	9:36	SAM	Calvin Jones 11 yd pass from Quincy Crittendon (Jake Garner kick) – 6 plays, 66 yards, 1:50	SAM 20	WCU 14
	1:32	WCU	Josiah Thomas 2 yd pass from Taron Dickens (Marcus Trout kick) – 7 plays, 58 yards, 2:01	SAM 20	WCU 21
3rd	13:42	WCU	Painter Richards-Baker 20 yd pass from Taron Dickens (Marcus Trout kick) – 4 plays, 48 yds, 1:11	SAM 20	WCU 28
	11:08	SAM	Calvin Jones 12 yd pass from Quincy Crittendon (PAT blocked) – 7 plays, 75 yards, 2:34	SAM 26	WCU 28
	8:22	WCU	Camury Reid 24 yd pass from Taron Dickens (James Tyre pass) – 8 plays, 65 yards, 2:46	SAM 26	WCU 36
	3:08	WCU	Camury Reid 2 yd run (Marcus Trout kick) – 8 plays, 80 yards, 2:31	SAM 26	WCU 43
	1:12	WCU	Camury Reid 62 yd pass from Taron Dickens (Marcus Trout kick) – 3 plays, 70 yards, 0:37	SAM 26	WCU 50
4th	8:50	SAM	CJ Evans 32 yd run (2-pt attempt failed) – 7 plays, 91 yards, 2:56	SAM 32	WCU 50
	1:56	SAM	Jake Garner 33 yd field goal – 10 plays, 61 yards, 1:43	SAM 35	WCU 50

	SAM	WCU
FIRST DOWNS.....	34	31
RUSHES-YARDS (NET).....	35- 120	31- 151
PASSING YDS (NET).....	456	582
Passes Comp-Att-Int.....	35-53-1	35-46-0
TOTAL OFFENSE PLAYS-YARDS.....	88- 576	77- 733
Fumble Returns-Yards.....	0-0	0-0
Punt Returns-Yards.....	0-0	1-(-3)
Kickoff Returns-Yards.....	3-62	3-73
Interception Returns-Yards.....	0-0	1-0
Punts (Number-Avg).....	3-107	1-27
Fumbles-Lost.....	0-0	1-1
Penalties-Yards.....	5-47	16-145
Possession Time.....	30:13	29:47
Third-Down Conversions.....	7 of 15	8 of 12
Fourth-Down Conversions.....	0 of 1	1 of 3
Red-Zone Scores-Chances.....	5 of 5	5 of 6
Sacks By: Number-Yards.....	0-0	4-8

RUSHING: SAM – CJ Evans 15-56; Quincy Crittendon 18-53; Ken Cherry 2-11; WCU – Markel Townsend 13-56; Taron Dickens 4-42; Camury Reid 6-39; Patrick Boyd Jr. 6-13; Dominic Dutton 1-5.

PASSING: SAM – Quincy Crittendon 35-53-1, 456; WCU – Taron Dickens 35-46-0, 582.

RECEIVING: SAM – Jaden Gibson 9-122; Calvin Jones 7-108; CJ Evans 5-49; Nick Crayton 3-42; Nicholas Bookman 2-40; Teddy Davenport 3-30; Torrey Ward 2-27; Ken Cherry 2-20; Preston Bird 2-18; WCU – Camury Reid 4-107; Dominic Dutton 3-97; Michael Rossin 3-90; Painter Richards-Baker 6-85; Malik Knight 6-67; Josiah Thomas 5-63; James Tyre 5-43; Marcus Striggles 1-24; Patrick Boyd Jr. 1-5; Markel Townsend 1-1.

INTERCEPTIONS: SAM – none; WCU – Samarie Dukes 1-0.

FUMBLES (FF-FR): SAM – Carson Sloan 1-0; Keshawn Washington 0-1; WCU – none.

SACKS (UA-A): SAM – none; WCU – Sean Morris 2-0; Kenyon Partridge 1-0; Caleb Fisher 0-1; Jamichael Wilson 0-1.

TACKLES (UA-A): SAM – Jaden Mosley 3-6; Lashon Young 4-4; Malik Gaither 6-1; Jalen Nelson 5-1; Jalik Yancey 4-1; Carson Sloan 3-1; Caidan Maddux 4-0; Quantav Gaskins 1-2; Hank Weber 1-2; Maxton Woodard 1-2; Conroy Cunningham 1-1; Keshawn Washington 2-0; Trey Lenhardt 2-0; Malik Thornton 2-0; JD Methvin 1-1; Jackson Bussey 1-1; Amari Wansley 1-0; Dee Newsome 1-0; Preston Bird 1-0; Luke Wattenbarger 0-1; Andrew Jordan 0-1; Kelton Crisp 0-1; WCU – Hasaan Sykes 8-3; Jordan Thompson 4-4; Micah Nelson 1-4; Samarie Dukes 3-2; Hayward McQueen Jr. 3-2; Justin Wallace 3-2; Ken Moore Jr. 4-0; Jahleel Anderson 0-4; Jamichael Wilson 1-3; Caleb Fisher 2-1; Kenyon Partridge 2-1; Na'koma Simpson-Nealy 2-1; Hank Bodine 2-1; Bo Simpson-Nealy 1-1; Cam'Ron Dabney 2-0; Sean Morris 2-0; Jackson Banks 2-0; Vanier Baptiste III 1-0; Jhamari Pierre-Louis 1-0; Ryan McKinnis 1-0; Devin Brown 1-0; Adrian Stone 0-1.

GAME FIVE • SAT., SEPT. 27, 2025 • BUIES CREEK, NC • ATT: 4,060		
	WESTERN CAROLINA	42
	CAMPBELL	35

BUIES CREEK, N.C. – Taron Dickens threw for 427 yards and four touchdowns to lead the Catamount offense, but it took a toss by a former prep QB to ensure the road victory. Wide receiver James Tyre hit Painter Richards-Baker on a 61-yard pitch-and-catch that handed Western Carolina a two-score advantage with under five minutes to play as the Catamounts held off a late Campbell rally for a 42-35 win over the Camels in front of 4,060 fans at Barker-Lane Stadium.

Tyre caught six passes for a career-high 101 receiving yards, adding a pair of punt returns for 47 yards to give him a game-best 148 all-purpose yards. But it was his 61-yard fourth-quarter strike to Richards-Baker, who finished with five catches for a career-high 99 receiving yards, that helped Tyre to Saturday's most valuable performance.

Dickens finished 26-of-40 for 427 yards, with touchdown passes of 17, 32, 9, and 10 yards to tight ends Brayden Blackmon and David Hulbert, with receiver Marcus Striggles and tailback Patrick Boyd Jr., who each hauled in scores. The redshirt sophomore quarterback connected with 11 different receivers, adding 35 rushing yards in the winning effort.

Additionally, for the Catamount offense, true freshman Michael Rossin caught three passes for 88 yards, while Malik Knight had four receptions for 76 yards. Following a four-score performance a week ago, RB Camury Reid punched in his seventh touchdown of the season on a one-yard plunge to open scoring, finishing with 43 yards on the ground.

For Campbell, quarterback Kamden Sixkiller finished 18-of-45 for 205 yards and a touchdown and an interception, adding a pair of rushing scores and a team-best 55 yards. Multipurpose back Mike Chandler II threw for 79 yards on a pair of completions, adding 19 total rushing yards and a score. Trayjen Llanas-Wilcox led the Camel offense with 124 receiving yards on five touches. Campbell placekicker Alex Crabb went 2-for-3 on field goals, connecting from 32 and 21 yards out, while missing a 41-yard attempt.

The Catamounts dashed out to a 28-3 first-half lead and carried a 28-10 lead into halftime. An early second-half TD pushed the Purple & Gold ahead 35-10, before three consecutive scores by the Camels returned it to a one-score game, 35-28.

Tyre then took over on the ensuing possession, returning the two-score lead in just 39 seconds. The Suwanee, Ga., product caught a 14-yard pass from Dickens on the first down play. Then, on the second play of the drive, Tyre took the end-around reverse toss and threw downfield to a wide-open Richards-Baker, who did the rest. The Dartmouth transfer weaved through the Camel secondary and won the footrace to the endzone for the score to pull ahead, 42-28.

Sixkiller orchestrated a 65-yard drive to make it a one-score game again with under three minutes remaining in the game.

Richards-Baker recovered the ensuing onside kick attempt with WCU, with Tyre again putting his stamp on the game. With Campbell desperately trying to get the ball back, Dickens found Tyre on a fourth-down conversion to extend the drive and allowed the Catamounts to run out the game clock to secure the victory.

Score by Quarters	1	2	3	4	Score	
Western Carolina	7	21	7	7	42	Record: (2-3)
Campbell	0	10	8	17	35	Record: (1-4)

Scoring Summary:

1st	10:37	WCU	Camury Reid 1 yd run (Marcus Trout kick) – 3 plays, 12 yards, 0:40	WCU 7	CAMP 0
2nd	14:56	WCU	Brayden Blackmon 17 yd pass from Taron Dickens (Marcus Trout kick) – 6 plays, 76 yards, 2:47	WCU 14	CAMP 0
	11:46	CAM	Alex Crabb 32 yd field goal – 7 plays, 45 yards, 2:58	WCU 14	CAMP 3
	8:36	WCU	Marcus Striggles 32 yd pass from Taron Dickens (Marcus Trout kick) – 3 plays, 55 yards, 0:56	WCU 21	CAMP 3
	3:45	WCU	David Hulbert 9 yd pass from Taron Dickens (Marcus Trout kick) – 5 plays, 89 yards, 1:24	WCU 28	CAMP 3
	0:17	CAM	Kamden Sixkiller 12 yd run (Alex Crabb kick) – 12 plays, 83 yards, 3:19	WCU 28	CAMP 10
3rd	11:11	WCU	Patrick Boyd Jr. 10 yd pass from Taron Dickens (Marcus Trout kick) – 4 plays, 34 yards, 2:07	WCU 35	CAMP 10
	7:08	CAM	Mike Chandler II 10 yd run (Trevor Wilson pass) – 9 plays, 75 yards, 4:03	WCU 35	CAMP 18
4th	13:12	CAM	Alex Crabb 21 yd field goal – 7 plays, 66 yards, 3:15	WCU 35	CAMP 21
	4:58	CAM	Stevie Keener 26 yd pass from Kamden Sixkiller (Alex Crabb kick) – 6 plays, 62 yards, 2:04	WCU 35	CAMP 28
	4:19	WCU	Painter Richards-Baker 61 yd pass from James Tyre (Marcus Trout kick) – 2 plays, 75 yards, 0:39	WCU 42	CAMP 28
	2:11	CAM	Kamden Sixkiller 5 yd run (Alex Crabb kick) – 8 plays, 65 yards, 2:08	WCU 42	CAMP 35

	WCU	CAMP
FIRST DOWNS	27	24
RUSHES-YARDS (NET)	29-76	37-153
PASSING YDS (NET)	488	284
Passes Comp-Att-Int.....	27-41-0	20-48-1
TOTAL OFFENSE PLAYS-YARDS	70-564	85-437
Fumble Returns-Yards.....	0-0	2-17
Punt Returns-Yards.....	2-47	3-23
Kickoff Returns-Yards.....	1-16	3-65
Interception Returns-Yards.....	1-2	0-0
Punts (Number-Avg).....	5-49.4	7-46.1
Fumbles-Lost.....	2-2	1-0
Penalties-Yards.....	8-84	7-79
Possession Time.....	23:20	36:40
Third-Down Conversions.....	2 of 11	5 of 18
Fourth-Down Conversions.....	1 of 2	1 of 1
Red-Zone Scores-Chances.....	4 of 6	6 of 6
Sacks By: Number-Yards.....	2-15	3-9

RUSHING: WCU – Camury Reid 11-43; Taron Dickens 10-35; Markel Townsend 2-5; Patrick Boyd Jr. 3-4; TEAM 3-(-11). CAMP – Kamden Sixkiller 10-55; Naieem Kearney 9-46; Ethan Lawrence 5-30; Mike Chandler II 8-19; JJ Cowan 4-9; Barry Tate 1-(-6).

PASSING: WCU – Taron Dickens 26-40-0, 427; James Tyre 1-1-0, 61; CAMP – Kamden Sixkiller 18-45-1, 205; Mike Chandler II 2-3-0, 79.

RECEIVING: WCU – James Tyre 6-101; Painter Richards-Baker 5-99; Michael Rossin 3-88; Malik Knight 4-76; Marcus Striggles 1-32; Patrick Boyd Jr. 2-24; Bode Burns 1-23; Brayden Blackmon 2-21; Dominic Dutton 1-11; David Hulbert 1-9; Josiah Thomas 1-4. CAMP – Trayjen Llanas-Wilcox 5-124; Stevie Keener 3-50; Trevor Wilson 4-46; Mike Chandler II 3-44; RJ Hart 1-13; David Hamilton 1-6; Dawson Adams-Grenier 1-2; Naieem Kearney 1-2; Barry Tate 1-(-3).

INTERCEPTIONS: WCU – Hassan Sykes 1-2; CAMP – none.

FUMBLES (FF-FR): WCU – 1-0; CAMP - Justin Garza 1-0; Antoine Sampah 1-0; Ashton Miller 0-1; Aiden Whipple 0-1.

SACKS (UA-A): WCU – Caleb Fisher 1-0; Jordan Thompson 1-0; CAMP – Justin Garza 1-0; A'mari Wilson 1-0; Tavales Curry 0-1; Raymond Macias 0-1.

TACKLES (UA-A): WCU – Jordan Thompson 7-4; Hayward McQueen Jr. 4-2; Jhamari Pierre-Louis 1-4; Jeno Junius Jr. 5-0; Caleb Fisher 3-1; Samaurie Dukes 3-1; Justin Wallace 2-2; Bo Simpson-Nealy 0-3; Jahleel Anderson 1-2; Hasaan Sykes 2-1; Ryan McKinnis 1-2; Na'koma Simpson-Nealy 1-2; Cam'Ron Dabney 3-0; Ken Moore Jr. 2-0; Ed Jones IV 2-0; Darian Anderson Jr. 0-2; Zayveon Wells 1-1; Marseille Taylor 0-1; Jayden Cornelius 0-1; Hank Bodine 0-1; Sean Morris 1-0; Zach Watson 1-0; Jamichael Wilson 0-1; CAMP – Kalen Villanueva 3-8; Jojo Pace 5-4; Tyrek Brown - 3-3; Semaj Jackson 5-1; Logan Livermon 1-4; Carlando Crump 3-1; A'mari Wilson 1-3; Markeece Alexander 1-1; Tavales Curry 0-2; Brandon Guzman 2-0; Raymond Macias 0-2; Donovan Philord 2-0; Evan Spivey 1-1; Ebenezer Bedada 0-1; Aiden Bonde 1-0; Jayden Colvin 1-0; Justin Garza 1-0; Kiersten Lee 0-1; Ashton Miller 0-1; Antoine Sampah 1-0; KJ Scott 1-0; Logan Wright 0-1.

GAME SIX • SAT., OCT. 4, 2025 • SPARTANBURG, SC • ATT: 10,593		
	RV/- WESTERN CAROLINA	
	WOFFORD	

SPARTANBURG, S.C. –

Score by Quarters	1	2	3	4	Score	
RV/- Western Carolina						Record: (SoCon)
Wofford						Record: (SoCon)

Scoring Summary:

2025 Western Carolina University Football
Overall Statistics (as of Sep 27, 2025)

Team Statistics	WCU	OPP
SCORING	178	201
Points Per Game	35.60	40.20
FIRST DOWNS	121	128
Rushing	36	51
Passing	71	63
Penalty	14	14
RUSHING YARDAGE	661	1032
Yards gained	784	1173
Yards lost	123	141
Attempts	165	207
Avg Per Attempt	4.0	5.0
Avg Per Game	132.2	206.4
TDs Rushing	7	15
PASSING YARDAGE	1753	1606
Att-Comp-Int	221-142-4	189-95-6
Avg Per Attempt	7.93	8.50
Avg Per Catch	12.35	16.91
Avg Per Game	350.60	321.20
TDs Passing	16	10
TOTAL OFFENSE	2414	2638
Total Plays	386	396
Avg Per Play	6.3	6.7
Avg Per Game	482.8	527.6
KICK RETURNS: #-YARDS	12-320	14-341
PUNT RETURNS: #-YARDS	7-88	12-106
INT RETURNS: #-YARDS	6-63	4-5
KICK RETURN AVERAGE	26.67	24.36
PUNT RETURN AVERAGE	12.57	8.83
INT RETURN AVERAGE	10.50	1.25
FUMBLES-LOST	10-6	5-3
PENALTIES-YARDS	45-430	32-321
Avg Per Game	86.00	64.20
PUNTS-YARDS	29-1304	23-1080
Avg Per Punt	44.97	46.96
Net Punt Avg	39.24	39.65
KICKOFFS-YARDS	32-1872	36-2275
Avg Per Kick	58.50	63.19
Net Kick Avg	39.72	42.64
TIME OF POSSESSION	02:23:04	02:36:56
Per Game	28:37	31:23
3RD-DOWN CONVERSIONS	27-75	25-76
3rd-Down Pct	36.00 %	32.89 %
4TH-DOWN CONVERSIONS	7-12	4-8
4th-Down Pct	58.33 %	50.00 %
SACKS BY-YARDS	10-44	12-70
MISC YARDS	0	-6
TOUCHDOWNS SCORED	24	25
FIELD GOALS-ATTEMPTS	3-3	9-12
ON-SIDE KICKS	1-1	0-2
RED-ZONE SCORES	18-23	20-22
RED-ZONE TOUCHDOWNS	15-23	12-22
PAT-ATTEMPTS	23-23	18-19
ATTENDANCE	32,489	32,299
Dates-Avg Per Date	3-10,830	2-16,150
Neutral Site #-Avg	-	0-0

Conf	Date	Opponent	WL	Score	Record	Time	Attend
	08/30/2025	GARDNER-WEBB	L	45-52	0-1 , 0-0	04:20	11,889
	09/06/2025	at Wake Forest	L	10-42	0-2 , 0-0	05:58	28,239
	09/13/2025	ELON	L	31-37	0-3 , 0-0	03:37	10,007
*	09/20/2025	SAMFORD	W	50-35	1-3 , 1-0	03:35	10,593
	09/27/2025	at Campbell	W	42-35	2-3 , 1-0	03:33	4,060

* = Conference game

Score by Quarters	1st	2nd	3rd	4th	Total
Western Caro.	49	52	57	20	178
Opponents	48	47	48	58	201

2025 Western Carolina University Football Overall Statistics (as of Sep 27, 2025)

#	Rushing	GP	ATT	GAIN	LOSS	NET	AVG	TD	LG	AVG/G
1	Boyd Jr., Patrick	5	38	230	10	220	5.8	1	70	44.00
20	Reid, Camury	5	37	114	14	100	2.7	4	25	20.00
28	Townsend, Markel	5	21	78	0	78	3.7	1	13	15.60
5	Dickens, Taron	2	14	87	10	77	5.5	0	18	38.50
2	Adams, Branson	3	16	73	0	73	4.6	0	11	24.33
11	Lee, Isaac	3	16	91	29	62	3.9	0	31	20.67
16	Tyre, James	5	0	62	0	62	62.0	1	62	12.40
4	Dutton, Dominic	5	3	15	0	15	5.0	0	9	3.00
7	Knight, Malik	5	1	9	0	9	9.0	0	9	1.80
17	Judy, Bennett	3	13	25	42	-17	-1.3	0	8	-5.67
	Team	5	6	0	18	-18	-3.0	0	0	-3.60
	Total	5	165	784	123	661	4.0	7	70	132.20
	Opponents	5	207	1173	141	1032	5.0	15	85	206.40

#	Passing	GP	Rating	COMP-ATT-INT	PCT	YDS	TD	LG	AVG/G
5	Dickens, Taron	2	207.86	61-86-0	70.93 %	1009	10	64	504.50
17	Judy, Bennett	3	109.86	50-83-2	60.24 %	420	3	25	140.00
11	Lee, Isaac	3	109.38	30-50-2	60.00 %	263	2	69	87.67
16	Tyre, James	5	471.20	1-2-0	50.00 %	61	1	61	12.20
	Total	5	151.15	142-221-4	64.25 %	1753	16	69	350.60
	Opponents	5	132.75	95-189-6	50.26 %	1606	10	78	321.20

#	Receiving	GP	NO	YDS	AVG	TD	LG	AVG/G
16	Tyre, James	5	27	326	12.07	3	27	65.20
7	Knight, Malik	5	21	296	14.10	1	69	59.20
8	Richards-Baker, Painter	5	13	204	15.69	2	61	40.80
4	Dutton, Dominic	5	13	179	13.77	1	51	35.80
10	Rossin, Michael	2	6	178	29.67	0	64	89.00
6	Striggles, Marcus	5	10	123	12.30	1	32	24.60
20	Reid, Camury	5	6	122	20.33	3	62	24.40
14	Thomas, Josiah	5	8	82	10.25	1	20	16.40
1	Boyd Jr., Patrick	5	11	68	6.18	1	14	13.60
28	Townsend, Markel	5	9	37	4.11	0	8	7.40
80	Walker, Trey	3	3	35	11.67	1	25	11.67
2	Adams, Branson	3	4	27	6.75	0	10	9.00
85	Hulbert, David	5	6	27	4.50	1	9	5.40
86	Blackmon, Brayden	5	4	26	6.50	1	17	5.20
19	Burns, Bode	3	1	23	23.00	0	23	7.67
	Total	5	142	1753	12.35	16	69	350.60
	Opponents	5	95	1606	16.91	10	78	321.20

#	Punt Returns	NO	YRDS	AVG	TD	LG
16	Tyre, James	7	88	12.57	0	47
	Total	7	88	12.57	0	47
	Opponents	12	106	8.83	0	27

#	Interceptions	NO	YRDS	AVG	TD	LG
12	Sykes, Hasaan	2	63	31.50	0	61
21	Dabney, Cam'Ron	1	0	0.00	0	0
3	Dukes, Samaurie	1	0	0.00	0	0
22	Junius Jr., Jeno	1	0	0.00	0	0
16	Pierre-Louis, Jhamari	1	0	0.00	0	0
	Total	6	63	10.50	0	61
	Opponents	4	5	1.25	0	5

#	Kick Returns	NO	YRDS	AVG	TD	LG
4	Dutton, Dominic	7	238	34.00	1	97
1	Boyd Jr., Patrick	3	47	15.67	0	21
28	Townsend, Markel	1	27	27.00	0	27
16	Tyre, James	1	8	8.00	0	8
	Total	12	320	26.67	1	97
	Opponents	14	341	24.36	0	58

#	Fumble Returns	NO	YRDS	AVG	TD	LG
No data to report.						

2025 Western Carolina University Football
Overall Statistics (as of Sep 27, 2025)

#	Scoring	TD	FG	PAT					SAF	PTS
				KICK	RUSH	RCV	PASS	DXP		
20	Reid, Camury	7	—	—	—	—	—	—	—	42
16	Tyre, James	4	—	—	—	—	—	—	—	24
84	Trout, Marcus	—	1	17-17	—	—	—	—	—	20
1	Boyd Jr., Patrick	2	—	—	—	—	—	—	—	12
4	Dutton, Dominic	2	—	—	—	—	—	—	—	12
96	Lowery, Christian	—	2	6-6	—	—	—	—	—	12
8	Richards-Baker, Painter	2	—	—	—	—	—	—	—	12
86	Blackmon, Brayden	1	—	—	—	—	—	—	—	6
85	Hulbert, David	1	—	—	—	—	—	—	—	6
7	Knight, Malik	1	—	—	—	—	—	—	—	6
6	Striggles, Marcus	1	—	—	—	—	—	—	—	6
14	Thomas, Josiah	1	—	—	—	—	—	—	—	6
28	Townsend, Markel	1	—	—	—	—	—	—	—	6
80	Walker, Trey	1	—	—	—	—	—	—	—	6
5	Dickens, Taron	—	—	—	—	1	1-1	—	—	2
Total		24	3	23-23	—	1	1-1	—	—	178
Opponents		25	9	18-19	—	2	2-6	—	1	201

#	Field Goals	FGM-FGA	PCT	I20	20-29	30-39	40-49	50+	LG	BLK
96	Lowery, Christian	2-2	100.00 %	0-0	2-2	0-0	0-0	0-0	29	0
84	Trout, Marcus	1-1	100.00 %	0-0	1-1	0-0	0-0	0-0	28	0
Total		3-3	100.00 %	0-0	3-3	0-0	0-0	0-0	29	0
Opponents		9-12	75.00 %	0-1	1-2	5-6	3-3	0-0	48	0

FG Sequence	Western Caro.	Opponents
Gardner-Webb	(29)	41,(22)
Wake Forest	(23)	35
Elon	(28)	(48),(38),(42)
Samford	-	(28),(29),(33)
Campbell	-	41,(32),(21)

Numbers in (parentheses) indicate field goal was made.

#	Total Offense	G	Plays	Rush	Pass	Total	AVG/G
5	Dickens, Taron	2	100	77	1009	1086	543.00
17	Judy, Bennett	3	96	-17	420	403	134.33
11	Lee, Isaac	3	66	62	263	325	108.33
1	Boyd Jr., Patrick	5	38	220	0	220	44.00
16	Tyre, James	5	2	62	61	123	24.60
20	Reid, Camury	5	37	100	0	100	20.00
28	Townsend, Markel	5	21	78	0	78	15.60
2	Adams, Branson	3	16	73	0	73	24.33
4	Dutton, Dominic	5	3	15	0	15	3.00
7	Knight, Malik	5	1	9	0	9	1.80
Team		5	6	-18	0	-18	-3.60
Total		5	386	661	1753	2414	482.80
Opponents		5	396	1032	1606	2638	527.60

#	Punting	NO	YDS	AVG	LG	TB	FC	I20	50+	BLK
95	Brantley, Stephen	29	1304	44.97	76	3	4	7	10	0
Total		29	1304	44.97	76	3	4	7	10	0
Opponents		23	1080	46.96	74	4	4	7	9	0

#	Kickoffs	NO	YDS	AVG	TB	OB
95	Brantley, Stephen	23	1387	60.3	12	2
96	Lowery, Christian	9	485	53.9	1	1
Total		32	1872	58.5	13	3
Opponents		36	2275	63.2	21	2

2025 Western Carolina University Football
Overall Statistics (as of Sep 27, 2025)

#	All Purpose	G	RUSH	RCV	PR	KR	IR	Total	AVG/G
16	Tyre, James	5	62	326	88	8	0	484	96.80
4	Dutton, Dominic	5	15	179	0	238	0	432	86.40
1	Boyd Jr., Patrick	5	220	68	0	47	0	335	67.00
7	Knight, Malik	5	9	296	0	0	0	305	61.00
20	Reid, Camury	5	100	122	0	0	0	222	44.40
8	Richards-Baker, Painter	5	0	204	0	0	0	204	40.80
10	Rossin, Michael	2	0	178	0	0	0	178	89.00
28	Townsend, Markel	5	78	37	0	27	0	142	28.40
6	Striggles, Marcus	5	0	123	0	0	0	123	24.60
2	Adams, Branson	3	73	27	0	0	0	100	33.33
14	Thomas, Josiah	5	0	82	0	0	0	82	16.40
5	Dickens, Taron	2	77	0	0	0	0	77	38.50
12	Sykes, Hasaan	5	0	0	0	0	63	63	12.60
11	Lee, Isaac	3	62	0	0	0	0	62	20.67
80	Walker, Trey	3	0	35	0	0	0	35	11.67
85	Hulbert, David	5	0	27	0	0	0	27	5.40
86	Blackmon, Brayden	5	0	26	0	0	0	26	5.20
19	Burns, Bode	3	0	23	0	0	0	23	7.67
17	Judy, Bennett	3	-17	0	0	0	0	-17	-5.67
	Team	5	-18	0	0	0	0	-18	-3.60
	Total	5	661	1753	88	320	63	2885	577.00
	Opponents	5	1032	1606	106	341	5	3090	618.00

2025 Western Carolina University Football
Overall Statistics (as of Sep 27, 2025)

#	Defensive Leaders	GP	Tackles				Sacks NO-YDS	Pass Defense			Fumbles		Blocked	
			Solo	ASST	TOT	TFL-YDS		INT-YDS	BU	QBH	RCV-YDS	FF	KICK	SAF
4	Thompson, Jordan	5	23	16	39.0	5.5-25	2.0-14	—	—	3	1-0	—	—	—
5	McQueen Jr., Hayward	5	17	13	30.0	2.5-3	1.0-1	—	2	2	—	2	—	—
3	Dukes, Samaurie	5	13	11	24.0	2.5-6	—	1-0	2	—	—	—	—	—
12	Sykes, Hasaan	5	17	7	24.0	1.5-5	—	2-63	3	—	—	—	—	—
0	Moore Jr., Ken	5	11	7	18.0	1.5-3	—	—	4	—	—	—	—	—
6	Simpson-Nealy, Bo	5	8	7	15.0	5.0-13	—	—	3	—	—	—	—	—
10	Wallace, Justin	5	9	6	15.0	1.5-5	—	—	—	3	1-0	—	—	—
8	Anderson, Jahleel	5	3	8	11.0	3.0-9	—	—	—	1	—	—	—	—
1	Fisher, Caleb	5	9	2	11.0	4.5-13	1.5-10	—	—	2	—	1	—	—
24	Wells, Zayveon	5	7	4	11.0	1.5-2	—	—	—	1	—	—	—	—
45	Morris, Sean	5	8	2	10.0	4.5-18	4.0-17	—	—	1	—	—	—	—
90	Wilson, Jamichael	5	4	6	10.0	2.0-4	0.5-2	—	—	2	—	—	—	—
9	Anderson Jr., Darian	4	3	6	9.0	0.5-1	—	—	2	1	—	—	—	—
42	Bodine, Hank	5	4	5	9.0	1.0-4	—	—	—	—	—	—	—	—
22	Junius Jr., Jeno	5	9	—	9.0	1.0-3	—	1-0	1	1	—	—	—	—
18	McKinnis, Ryan	5	6	3	9.0	—	—	—	—	1	—	—	—	—
16	Pierre-Louis, Jhamari	4	2	7	9.0	—	—	1-0	1	—	—	—	—	—
20	Simpson-Nealy, Na'koma	5	5	4	9.0	—	—	—	—	—	—	—	—	—
21	Dabney, Cam'Ron	5	8	—	8.0	—	—	1-0	6	—	—	—	—	—
2	Nelson, Micah	3	2	6	8.0	—	—	—	—	1	—	—	—	—
11	Partridge, Kenyon	5	4	4	8.0	1.0-0	1.0-0	—	—	12	1-0	—	—	—
7	Jones IV, Ed	4	4	2	6.0	0.5-0	—	—	—	—	—	—	—	—
47	Monroe, Blue	2	3	3	6.0	1.0-3	—	—	—	—	—	—	—	—
13	Taylor, Marseille	4	2	4	6.0	—	—	—	—	1	—	—	—	—
91	Banks, Jackson	5	3	2	5.0	—	—	—	—	1	—	—	1	—
30	Garrett, Richard	3	1	2	3.0	0.5-0	—	—	—	—	—	—	—	—
44	McLellan, Isaac	5	2	1	3.0	—	—	—	—	—	—	—	—	—
17	Anderson, Armond	5	2	—	2.0	—	—	—	—	—	—	—	—	—
14	Baptiste III, Vanier	4	2	—	2.0	—	—	—	—	—	—	—	—	—
26	Brown, Devin	4	2	—	2.0	—	—	—	—	—	—	—	—	—
4	Dutton, Dominic	5	1	1	2.0	—	—	—	—	—	—	—	—	—
62	Rhoades, Emmet	5	—	2	2.0	—	—	—	—	—	—	—	—	—
27	Cornelius, Jayden	4	—	1	1.0	—	—	—	—	—	—	—	—	—
39	Quintero, Juilian	1	1	—	1.0	—	—	—	—	—	—	—	—	—
39	Quintero, Julian	4	1	—	1.0	—	—	—	—	—	—	—	—	—
20	Reid, Camury	5	—	1	1.0	—	—	—	—	—	—	—	—	—
10	Rossin, Michael	2	—	1	1.0	—	—	—	—	—	—	—	—	—
19	Smith, Cam	3	—	1	1.0	—	—	—	—	—	—	—	—	—
93	Stone, Adrian	5	—	1	1.0	—	—	—	—	—	—	—	—	—
53	Watson, Zach	5	1	—	1.0	—	—	—	—	—	—	—	—	—
86	Blackmon, Brayden	5	—	—	—	—	—	—	—	—	—	—	—	—
1	Boyd Jr., Patrick	5	—	—	—	—	—	—	—	—	—	—	—	—
19	Burns, Bode	3	—	—	—	—	—	—	—	—	—	—	—	—
5	Dickens, Taron	2	—	—	—	—	—	—	—	—	—	—	—	—
85	Hulbert, David	5	—	—	—	—	—	—	—	—	—	—	—	—
17	Judy, Bennett	3	—	—	—	—	—	—	—	—	—	—	—	—
7	Knight, Malik	5	—	—	—	—	—	—	—	—	—	—	—	—
11	Lee, Isaac	3	—	—	—	—	—	—	—	—	—	—	—	—
96	Lowery, Christian	2	—	—	—	—	—	—	—	—	—	—	—	—
8	Richards-Baker, Painter	5	—	—	—	—	—	—	—	—	—	—	—	—
6	Striggles, Marcus	5	—	—	—	—	—	—	—	—	—	—	—	—
TM	Team	5	—	—	—	—	—	—	—	—	—	—	—	—
14	Thomas, Josiah	5	—	—	—	—	—	—	—	—	—	—	—	—
28	Townsend, Markel	5	—	—	—	—	—	—	—	—	—	—	—	—
84	Trout, Marcus	4	—	—	—	—	—	—	—	—	—	—	—	—
16	Tyre, James	5	—	—	—	—	—	—	—	—	—	—	—	—
80	Walker, Trey	3	—	—	—	—	—	—	—	—	—	—	—	—
Total		5	197	146	343.0	41.0-117	10.0-44	6-63	24	33	3-0	3	1	—
Opponents		5	211	142	353.0	33.0-103	12.0-70	4-5	25	27	6-17	7	—	1

NCAA Statistics

Western Caro. - 2025-26 Football Ranking Summary thru games 09/27/2025

Statistic	National Rank	Conference Rank	Value	National Leader	Value	Conference Leader	Value
3rd Down Conversion Pct (126 ranked)	74	7	0.360	Dartmouth	0.625	Mercer	0.423
3rd Down Conversion Pct Defense (126 ranked)	28	1	0.338	Houston Christian	0.179	Western Caro.	0.338
4th Down Conversion Pct (123 ranked)	40	3	0.583	6 teams tied	1.000	Mercer	1.000
4th Down Conversion Pct Defense (125 ranked)	48	4	0.500	Presbyterian	0.000	VMI	0.250
Blocked Kicks (23 ranked)	23	1	1	Norfolk St.	5	5 teams tied	1
Blocked Kicks Allowed (118 ranked)	1	1	0	65 teams tied	0	6 teams tied	0
Blocked Punts (6 ranked)				Merrimack	3	ETSU VMI Wofford	1 1 1
Blocked Punts Allowed (125 ranked)	1	1	0	87 teams tied	0	6 teams tied	0
Completion Percentage (126 ranked)	33	5	0.643	South Dakota St.	0.724	Mercer	0.714
Defensive TDs (13 ranked)				Tarleton St.	4	Furman The Citadel	2 2
Fewest Penalties (126 ranked)	120	9	45	Brown	6	The Citadel	15
Fewest Penalties Per Game (126 ranked)	118	9	9.00	Brown The Citadel	3.00 3.00	The Citadel	3.00
Fewest Penalty Yards (126 ranked)	124	9	430	Brown	55	The Citadel	147
Fewest Penalty Yards Per Game (126 ranked)	121	9	86.00	Montana St.	25.80	The Citadel	29.40
First Downs Defense (126 ranked)	125	9	128	Harvard	23	Mercer	70
First Downs Offense (125 ranked)	3	1	121	N.C. Central	131	Western Caro.	121
Fumbles Lost (126 ranked)	118	8	6	11 teams tied	0	VMI	0
Fumbles Recovered (101 ranked)	39	2	3	Eastern Ky. Idaho St. Tarleton St.	7 7 7	ETSU	4
Kickoff Return Defense (126 ranked)	102	6	24.36	Northwestern St.	7.00	Chattanooga	18.29
Kickoff Returns (125 ranked)	16	3	26.67	Marist	38.00	Mercer	29.20
Net Punting (126 ranked)	21	4	39.24	South Dakota St.	43.89	The Citadel	42.50
Passes Had Intercepted (126 ranked)	66	5	4	8 teams tied	0	Wofford The Citadel	1 1
Passes Intercepted (104 ranked)	5	2	6	Tarleton St.	10	ETSU	7
Passing Offense (126 ranked)	2	1	350.6	Monmouth	419.3	Western Caro.	350.6
Passing Yards Allowed (126 ranked)	122	9	321.2	North Dakota St.	111.0	VMI	194.8
Passing Yards per Completion (126 ranked)	47	3	12.35	North Dakota St.	18.16	VMI	14.00
Punt Return Defense (126 ranked)	65	5	8.83	McNeese	-3.50	Samford	2.43
Punt Returns (126 ranked)	27	2	12.57	Southern Ill.	27.00	Chattanooga	18.00
Red Zone Defense (115 ranked)	99	6	0.909	Harvard Tarleton St.	0.500 0.500	Furman	0.650
Red Zone Offense (126 ranked)	82	6	0.783	7 teams tied	1.000	VMI	1.000
Rushing Defense (126 ranked)	106	8	206.0	Tennessee Tech	53.0	Mercer	95.0
Rushing Offense (126 ranked)	78	5	132.2	Delaware St.	282.0	Chattanooga	200.2
Sacks Allowed (126 ranked)	82	6	2.40	Dartmouth Harvard	0.00 0.00	Mercer	0.50
Scoring Defense (126 ranked)	112	9	40.2	Harvard	7.0	Mercer	17.5
Scoring Offense (126 ranked)	15	1	35.6	Tennessee Tech	54.3	Western Caro.	35.6
Tackles for Loss Allowed (126 ranked)	90	7	6.60	Columbia Harvard	2.50 2.50	Mercer	4.50
Team Passing Efficiency (126 ranked)	19	1	151.15	North Dakota St.	215.61	Western Caro.	151.15
Team Passing Efficiency Defense (126 ranked)	53	1	132.75	Harvard	87.17	Western Caro.	132.75
Team Sacks (125 ranked)	40	4	2.00	Brown	4.50	Furman	3.50
Team Tackles for Loss (126 ranked)	4	2	8.2	Sacramento St.	9.2	Furman	8.3
Time of Possession (126 ranked)	86	5	28:37	South Dakota St.	35:52	Mercer	31:58

Statistic	National Rank	Conference Rank	Value	National Leader	Value	Conference Leader	Value
Total Defense (126 ranked)	126	9	527.2	Harvard	180.0	Mercer	342.5
Total Offense (126 ranked)	7	1	482.8	UTRGV	574.6	Western Caro.	482.8
Turnover Margin (126 ranked)	71	6	-0.20	Tarleton St.	3.20	Wofford	1.00
Turnovers Gained (125 ranked)	10	2	9	Tarleton St.	17	ETSU	11
Turnovers Lost (126 ranked)	114	8	10	7 teams tied	1	VMI Wofford	2 2
Winning Percentage (117 ranked)	58	3	0.400	10 teams tied	1.000	Furman Mercer	0.750 0.750

Statistic	Player	National Rank	Conference Rank	Value	National Leader	Value	Conference Leader	Value
All Purpose (200 ranked)	James Tyre Dominic Dutton Patrick Boyd Jr.	66 99 193	4 10 17	96.80 86.40 67.00	Julien Stokes, Penn	206.50	CJ Miller, Mercer	113.50
Blocked Kicks (1 ranked)					6 players tied	2		
Combined Kick Returns (200 ranked)	Dominic Dutton James Tyre Patrick Boyd Jr.	27 119 200	2 9 15	238 96 47	Noah Cronquist, Eastern Wash.	420	Devin Hester Jr., Furman	297
Completion Percentage (120 ranked)					Jaden Craig, Harvard	0.773	Braden Atkinson, Mercer	0.753
Completions Per Game (149 ranked)					Derek Robertson, Monmouth	30.25	Quincy Crittendon, Samford	26.40
Field Goal Percentage (89 ranked)					12 players tied	1.000	Jake Garner, Samford	1.000
Field Goals Per Game (124 ranked)	Marcus Trout	118	8	0.25	Nick Reed, New Hampshire	2.20	Ian Williams, Furman	1.75
Forced Fumbles (61 ranked)	Hayward McQueen Jr.	30	1	0.40	Justin Waters, Charleston So.	1.00	Hayward McQueen Jr., Western Caro.	0.40
Fumbles Recovered (19 ranked)	Kenyon Partridge Jordan Thompson Justin Wallace	19 19 19	1 1 1	1 1 1	Rashon Myles Jr., Abilene Christian	3	20 players tied	1
Interceptions Per Game (82 ranked)	Hasaan Sykes Jhamari Pierre-Louis	48 82	4 9	0.40 0.25	Abu Kamara, Yale Shadwel Nkuba II, Illinois St. Jack Smiechowski, Columbia	1.00 1.00 1.00	Taylen Blaylock, Furman Eli Campbell, Wofford Billy Lewis, Furman	0.50 0.50 0.50
Kickoff Return TDs (1 ranked)	Dominic Dutton	1	1	1	15 players tied	1	Colby Alexander, Wofford Markell Quick, Chattanooga Dominic Dutton, Western Caro.	1 1 1
Kickoff Returns (95 ranked)	Dominic Dutton	3	1	34.0	Alijah Cason, Holy Cross	37.6	Dominic Dutton, Western Caro.	34.0
Passes Defended (43 ranked)	Cam'Ron Dabney Hasaan Sykes	20 43	1 3	1.40 1.00	Abu Kamara, Yale	2.50	Cam'Ron Dabney, Western Caro.	1.40
Passing Efficiency (120 ranked)					Jaden Craig, Harvard	222.5	Braden Atkinson, Mercer	165.8
Passing TDs (72 ranked)	Taron Dickens	8	1	10	Derek Robertson, Monmouth	18	Taron Dickens, Western Caro.	10
Passing Yards (150 ranked)					Derek Robertson, Monmouth	1,677	Quincy Crittendon, Samford	1,245
Passing Yards Per Game (150 ranked)					Derek Robertson, Monmouth	419.3	Braden Atkinson, Mercer	267.7
Passing Yards per Completion (120 ranked)					Cole Payton, North Dakota St.	18.47	Collin Shannon, VMI	14.44
Points Responsible For (199 ranked)	Taron Dickens Camury Reid James Tyre	25 62 117	1 4 11	62 42 32	Derek Robertson, Monmouth	118	Taron Dickens, Western Caro.	62
Points Responsible For Per Game (148 ranked)	Camury Reid	86	6	8.4	Derek Robertson, Monmouth	29.5	Braden Atkinson, Mercer	16.0
Punt Return TDs (1 ranked)					16 players tied	1	Perrin Ketchin, Wofford A.J. Little, Chattanooga	1 1
Punt Returns (54 ranked)	James Tyre	15	1	12.6	Julien Stokes, Penn	20.5	James Tyre, Western Caro.	12.6
Punting (98 ranked)	Stephen Brantley	11	4	45.0	Brady Clark, Princeton	51.0	James Platte, The Citadel	46.5
Receiving TDs (79 ranked)	Camury Reid James Tyre Painter Richards-Baker	29 29 79	2 2 8	3 3 2	Josh Derry, Monmouth	8	Owen Sweeney, VMI	6
Receiving Yards (150 ranked)	James Tyre Malik Knight Painter Richards-Baker	45 59 140	5 6 14	326 296 204	Treyvhon Saunders, Colgate	591	Evan James, Furman	379
Receiving Yards Per Game (200 ranked)	James Tyre Malik Knight Painter Richards-Baker	61 81 174	6 8 19	65.2 59.2 40.8	Treyvhon Saunders, Colgate	147.8	Evan James, Furman	94.8
Receptions Per Game (174 ranked)	James Tyre Malik Knight	30 73	6 10	5.40 4.20	Treyvhon Saunders, Colgate	10.75	Evan James, Furman	8.00
Rush Yards Per Carry (128 ranked)					Ahmad Miller, Jackson St.	8.91	CJ Miller, Mercer	6.05
Rushing TDs (55 ranked)	Camury Reid	35	1	4	Kente Edwards, Lafayette	10	CJ Miller, Mercer Camury Reid, Western Caro.	4 4
Rushing Yards (198 ranked)	Patrick Boyd Jr.	104	4	220	Chris Mosley, N.C. Central	607	CJ Miller, Mercer	381
Rushing Yards Per Game (200 ranked)	Patrick Boyd Jr.	136	7	44.0	Eli Gillman, Montana	135.5	CJ Miller, Mercer	95.3
Sacks (174 ranked)	Sean Morris Jordan Thompson	25 122	3 6	0.80 0.40	Joshua Stoneking, Furman	1.63	Joshua Stoneking, Furman	1.63
Scoring (197 ranked)	Camury Reid James Tyre Marcus Trout	25 147 151	3 8 9	8.4 5.2 5.0	Josh Pitsenberger, Yale	18.0	Owen Sweeney, VMI	9.0
Solo Tackles (23 ranked)					Dylan Rowsey, Murray St.	10.00	Kam Baah-Slay, Chattanooga	5.40
Tackles For Loss (65 ranked)	Jordan Thompson Bo Simpson-Nealy	58 65	5 6	1.10 1.00	Joshua Stoneking, Furman	2.63	Joshua Stoneking, Furman	2.63

Statistic	Player	National Rank	Conference Rank	Value	National Leader	Value	Conference Leader	Value
Total Offense (200 ranked)					Derek Robertson, Monmouth	411.0	Quincy Crittendon, Samford	268.2
Total Points Scored (0 ranked)								
Total Tackles (200 ranked)	Jordan Thompson	75	8	7.8	James Conway, Fordham	15.0	Jaden Mosley, Samford	10.0
Total Touchdowns (98 ranked)	Camury Reid James Tyre	8 55	1 4	7 4	Kente Edwards, Lafayette	10	Camury Reid, Western Caro.	7
Yards per Pass Attempt (120 ranked)					Cole Payton, North Dakota St.	13.41	Braden Atkinson, Mercer	8.28
Yards per Reception (199 ranked)	Painter Richards-Baker Malik Knight Dominic Dutton	85 129 143	4 7 10	15.69 14.10 13.77	Xayvion Noland, UTRGV	30.00	Isaiah Scott, Wofford	22.25