

East Bay Deli Classic @ Kiawah

Turtle Point Golf Course
Kiawah Island, SC
2018 Turtle Point
Dates: Nov 04 - Nov 06

1	Team	Scores	
1	College of Charleston	285	-3
2	Memphis, U. of	287	-1
T3	Jacksonville State	289	+1
T3	USC Upstate	289	+1
T3	Troy	289	+1
6	Augusta	292	+4
7	Radford	296	+8
8	Presbyterian College	299	+11
9	Middle Tennessee St.	300	+12
T10	Charleston Southern	301	+13
T10	William & Mary	301	+13
12	Western Carolina	303	+15
13	Florida Atlantic	305	+17
14	Francis Marion	307	+19
T15	Winthrop	308	+20
T15	Gardner-Webb	308	+20
17	Loyola - Maryland	310	+22
18	Appalachian State	311	+23
19	High Point	312	+24
20	Tennessee Tech	316	+28
21	Hampton University	321	+33

East Bay Deli Classic @ Kiawah

Turtle Point Golf Course
Kiawah Island, SC
2018 Turtle Point
Dates: Nov 04 - Nov 06

Start	Finish	Player	Team	Scores	
-	1	Isaiah Jackson	Memphis, U. of	66	-6
-	T2	Ben Pirro	Presbyterian College	68	-4
-	T2	David Hicks	William & Mary	68	-4
-	T2	Quim Vidal Mora	Jacksonville State	68	-4
-	T5	Reid Bedell	USC Upstate	69	-3
-	T5	Dean Martin	Troy	69	-3
-	T5	Logan Sowell	College of Charleston	69	-3
-	T5	Christian Baliker	College of Charleston	69	-3
-	T9	Connor Futrell	Troy	70	-2
-	T9	Gustav Andersson	Augusta	70	-2
-	T11	Matt Carter	USC Upstate	71	-1
-	T11	Brad Bawden	Memphis, U. of	71	-1
-	T11	Tanner Owens	Middle Tennessee St.	71	-1
-	T11	Alex Shead	Augusta	71	-1
-	T15	Steffen Smith	Gardner-Webb	72	E
-	T15	James Beckner	Middle Tennessee St.	72	E
-	T15	Benedikt Thalmayr	Jacksonville State	72	E
-	T15	Ricky Hendler	Florida Atlantic	72	E
-	T15	Grant Sellars	Francis Marion	72	E
-	T20	Trevor Hecht	William & Mary	73	+1
-	T20	Brent Hamm	Troy	73	+1
-	T20	Nick Giles	Memphis, U. of	73	+1
-	T20	Hunter Fry	USC Upstate	73	+1
-	T20	Parker See	Radford	73	+1
-	T20	Michael Sass	College of Charleston	73	+1
-	T26	Charlie Tate	Presbyterian College	74	+2
-	T26	Brandon Smith	Charleston Southern	74	+2
-	T26	Ben Ramsey	Radford	74	+2
-	T26	George Whitbread	Western Carolina	74	+2
-	T26	Peter Gasperini	Radford	74	+2
-	T26	Hunter Dunagan	College of Charleston	74	+2
-	T26	Jesus Montenegro	Jacksonville State	74	+2
-	T33	Johnny Komara *	Charleston Southern	75	+3
-	T33	Walker Campbell	William & Mary	75	+3
-	T33	RJ Bartolomucci *	High Point	75	+3
-	T33	Michael Coe *	Western Carolina	75	+3
-	T33	Chandler Metz	Western Carolina	75	+3
-	T33	Tyler Hull	Radford	75	+3
-	T33	Brandon McBride	Charleston Southern	75	+3
-	T33	Brandon Einstein	High Point	75	+3
-	T33	Patricio Freundt-Thurne	Jacksonville State	75	+3
-	T33	Laken Hinton	Augusta	75	+3
-	T33	Michael McKee	Winthrop	75	+3
-	T44	McCullough Pickens *	Augusta	76	+4
-	T44	Matthew Giles	Tennessee Tech	76	+4

East Bay Deli Classic @ Kiawah

Turtle Point Golf Course
Kiawah Island, SC
2018 Turtle Point
Dates: Nov 04 - Nov 06

Start	Finish	Player	Team	Scores	
-	T44	Elliot Gothe	Charleston Southern	76	+4
-	T44	Sun Paripunna	USC Upstate	76	+4
-	T44	Alec Weary	High Point	76	+4
-	T44	Palmer Sadlowski	Middle Tennessee St.	76	+4
-	T44	Connor Moore	Charleston Southern	76	+4
-	T44	Olof Gunnarsson	Augusta	76	+4
-	T44	Max Basler	Jacksonville State	76	+4
-	T44	Preston Ball	Loyola - Maryland	76	+4
-	T44	Patrick Poate	Florida Atlantic	76	+4
-	T44	Jack Brea	Appalachian State	76	+4
-	T56	Bracton Womack	Tennessee Tech	77	+5
-	T56	Jake Budde *	College of Charleston	77	+5
-	T56	Zack Byers	Gardner-Webb	77	+5
-	T56	Rodi Vlasveld	Memphis, U. of	77	+5
-	T56	Chase Harris	Memphis, U. of	77	+5
-	T56	Alan Smith	Charleston Southern	77	+5
-	T56	Louis Theys	Western Carolina	77	+5
-	T56	Jake Tiffin	Troy	77	+5
-	T56	Tumi Kuld	Western Carolina	77	+5
-	T56	Grainger Howle	Francis Marion	77	+5
-	T56	Louis Chen	Winthrop	77	+5
-	T56	Alex van Wyk	Augusta	77	+5
-	T56	Sawyer Mills	Winthrop	77	+5
-	T56	Noah Schneider	Appalachian State	77	+5
-	T70	Arriek Douglas	Hampton University	78	+6
-	T70	Weston Sanders	Presbyterian College	78	+6
-	T70	Everett Whiten Jr.	Hampton University	78	+6
-	T70	Jordan Warnock	USC Upstate	78	+6
-	T70	Brandon Berry	Loyola - Maryland	78	+6
-	T70	Karan Nalam	Florida Atlantic	78	+6
-	T70	Matthew Malits	Loyola - Maryland	78	+6
-	T70	Brett Inserra	Loyola - Maryland	78	+6
-	T78	Miles Albright	Gardner-Webb	79	+7
-	T78	Viktor Lindgren *	Augusta	79	+7
-	T78	Parker Jones *	Charleston Southern	79	+7
-	T78	Jairus Gaines	Hampton University	79	+7
-	T78	AJ Nolin	Presbyterian College	79	+7
-	T78	Zach Caudill	Western Carolina	79	+7
-	T78	Will McFadden	Troy	79	+7
-	T78	Adam Hooker	High Point	79	+7
-	T78	Candler Rice	Appalachian State	79	+7
-	T78	Ryan Tattan	Winthrop	79	+7
-	T78	Jacob Morris	Francis Marion	79	+7

East Bay Deli Classic @ Kiawah

Turtle Point Golf Course
Kiawah Island, SC
2018 Turtle Point
Dates: Nov 04 - Nov 06

Start	Finish	Player	Team	Scores	
-	T78	Sully Zagerman	Florida Atlantic	79	+7
-	T78	Zak Butt	Winthrop	79	+7
-	T78	Logan McNeely	Appalachian State	79	+7
-	T78	Lars Sandvoll	Francis Marion	79	+7
-	T93	Cole Patterson	Presbyterian College	80	+8
-	T93	Andy Yang	Gardner-Webb	80	+8
-	T93	Hunter Duncan	Radford	80	+8
-	T96	Chance Taylor	Tennessee Tech	81	+9
-	T96	Jonathan Henry	Gardner-Webb	81	+9
-	T96	Graham Gosselin	Middle Tennessee St.	81	+9
-	T96	Alex Burris	Appalachian State	81	+9
-	T100	Cameron Yeary	Tennessee Tech	82	+10
-	T100	Sam Merrell *	USC Upstate	82	+10
-	T100	Ryan McCarthy	High Point	82	+10
-	T100	Jake Marvelli	Middle Tennessee St.	82	+10
-	T104	Patrick Golden *	College of Charleston	83	+11
-	T104	Brendan MacDougall	High Point	83	+11
-	T104	Evan Brown	Loyola - Maryland	83	+11
-	T107	Will Brooks	Tennessee Tech	84	+12
-	T107	Borja Martin *	Memphis, U. of	84	+12
-	T107	Pierre deCaveal	Francis Marion	84	+12
-	T110	Ben Morris	William & Mary	85	+13
-	T110	Derrick Villarreal *	Charleston Southern	85	+13
-	T110	Matthew Feinstein	William & Mary	85	+13
-	T113	Mateo Manranares	Hampton University	86	+14
-	T113	Raphael Geissler	College of Charleston	86	+14
-	115	Eric Dekarski	Florida Atlantic	89	+17
-	116	Justin Bates	Hampton University	99	+27
-	-	Josh Morris *	Middle Tennessee St.	W	-

East Bay Deli Classic @ Kiawah

Turtle Point Golf Course
Kiawah Island, SC
2018 Turtle Point
Dates: Nov 04 - Nov 06

Pos.	Team/Player (seed)	Rd 1	Total
1	College of Charleston	285	285
T5	Christian Baliker (2)	69	69
T5	Logan Sowell (3)	69	69
T20	Michael Sass (1)	73	73
T26	Hunter Dunagan (4)	74	74
T113	Raphael Geissler (5)	86	86
2	Memphis, U. of	287	287
1	Isaiah Jackson (1)	66	66
T11	Brad Bawden (2)	71	71
T20	Nick Giles (5)	73	73
T56	Chase Harris (3)	77	77
T56	Rodi Vlasveld (4)	77	77
T3	Jacksonville State	289	289
T2	Quim Vidal Mora (3)	68	68
T15	Benedikt Thalmayr (1)	72	72
T26	Jesus Montenegro (2)	74	74
T33	Patricio Freundt-Thurne (4)	75	75
T44	Max Basler (5)	76	76
T3	USC Upstate	289	289
T5	Reid Bedell (5)	69	69
T11	Matt Carter (2)	71	71
T20	Hunter Fry (3)	73	73
T44	Sun Paripunna (4)	76	76
T70	Jordan Warnock (1)	78	78
T3	Troy	289	289
T5	Dean Martin (4)	69	69
T9	Connor Futrell (1)	70	70
T20	Brent Hamm (5)	73	73
T56	Jake Tiffin (2)	77	77
T78	Will McFadden (3)	79	79
6	Augusta	292	292
T9	Gustav Andersson (2)	70	70
T11	Alex Shead (1)	71	71
T33	Laken Hinton (4)	75	75
T44	Olof Gunnarsson (5)	76	76
T56	Alex van Wyk (3)	77	77
7	Radford	296	296
T20	Parker See (2)	73	73
T26	Peter Gasperini (1)	74	74
T26	Ben Ramsey (3)	74	74
T33	Tyler Hull (4)	75	75
T93	Hunter Duncan (5)	80	80

Pos.	Team/Player (seed)	Rd 1	Total
8	Presbyterian College	299	299
T2	Ben Pirro (5)	68	68
T26	Charlie Tate (3)	74	74
T70	Weston Sanders (1)	78	78
T78	AJ Nolin (2)	79	79
T93	Cole Patterson (4)	80	80
9	Middle Tennessee St.	300	300
T11	Tanner Owens (2)	71	71
T15	James Beckner (1)	72	72
T44	Palmer Sadlowski (3)	76	76
T96	Graham Gosselin (5)	81	81
T100	Jake Marvelli (4)	82	82
T10	Charleston Southern	301	301
T26	Brandon Smith (4)	74	74
T33	Brandon McBride (2)	75	75
T44	Connor Moore (1)	76	76
T44	Elliot Gothe (5)	76	76
T56	Alan Smith (3)	77	77
T10	William & Mary	301	301
T2	David Hicks (1)	68	68
T20	Trevor Hecht (3)	73	73
T33	Walker Campbell (2)	75	75
T110	Matthew Feinstein (4)	85	85
T110	Ben Morris (5)	85	85
12	Western Carolina	303	303
T26	George Whitbread (3)	74	74
T33	Chandler Metz (5)	75	75
T56	Tumi Kuld (1)	77	77
T56	Louis Theys (2)	77	77
T78	Zach Caudill (4)	79	79
13	Florida Atlantic	305	305
T15	Ricky Hendler (1)	72	72
T44	Patrick Poate (2)	76	76
T70	Karan Nalam (4)	78	78
T78	Sully Zagerman (3)	79	79
T115	Eric Dekarski (5)	89	89
14	Francis Marion	307	307
T15	Grant Sellars (1)	72	72
T56	Grainger Howle (5)	77	77
T78	Lars Sandvoll (2)	79	79
T78	Jacob Morris (4)	79	79
T107	Pierre deCaveal (3)	84	84
T15	Winthrop	308	308
T33	Michael McKee (2)	75	75
T56	Sawyer Mills (1)	77	77
T56	Louis Chen (5)	77	77
T78	Zak Butt (3)	79	79
T78	Ryan Tattan (4)	79	79
T15	Gardner-Webb	308	308
T15	Steffen Smith (5)	72	72
T56	Zack Byers (2)	77	77
T78	Miles Albright (1)	79	79
T93	Andy Yang (4)	80	80
T96	Jonathan Henry (3)	81	81

Pos.	Team/Player (seed)	Rd 1	Total
17	Loyola - Maryland	310	310
T44	Preston Ball (3)	76	76
T70	Brett Inserra (2)	78	78
T70	Matthew Malits (4)	78	78
T70	Brandon Berry (5)	78	78
T104	Evan Brown (1)	83	83
18	Appalachian State	311	311
T44	Jack Brea (2)	76	76
T56	Noah Schneider (1)	77	77
T78	Logan McNeely (3)	79	79
T78	Candler Rice (5)	79	79
T96	Alex Burris (4)	81	81
19	High Point	312	312
T33	Brandon Einstein (1)	75	75
T44	Alec Weary (4)	76	76
T78	Adam Hooker (3)	79	79
T100	Ryan McCarthy (5)	82	82
T104	Brendan MacDougall (2)	83	83
20	Tennessee Tech	316	316
T44	Matthew Giles (1)	76	76
T56	Bracton Womack (5)	77	77
T96	Chance Taylor (4)	81	81
T100	Cameron Yeary (3)	82	82
T107	Will Brooks (2)	84	84
21	Hampton University	321	321
T70	Everett Whiten Jr. (1)	78	78
T70	Arriek Douglas (2)	78	78
T78	Jairus Gaines (3)	79	79
T113	Mateo Manranares (4)	86	86
T116	Justin Bates (5)	99	99

Individuals

Pos.	Player (Team)	Rd 1	Total
T33	RJ Bartolomucci (High Point)	75	75
T33	Michael Coe (Western Carolina)	75	75
T33	Johnny Komara (Charleston Southern)	75	75
T44	McCullough Pickens (Augusta)	76	76
T56	Jake Budde (College of Charleston)	77	77
T78	Parker Jones (Charleston Southern)	79	79
T78	Viktor Lindgren (Augusta)	79	79
T100	Sam Merrell (USC Upstate)	82	82
T104	Patrick Golden (College of Charleston)	83	83
T107	Borja Martin (Memphis, U. of)	84	84
T110	Derrick Villarreal (Charleston Southern)	85	85
117	Josh Morris (Middle Tennessee St.)	0	0

East Bay Deli Classic @ Kiawah

Turtle Point Golf Course
Kiawah Island, SC
2018 Turtle Point
Dates: Nov 04 - Nov 06

Par 3 Scoring				Par 4 Scoring				Par 5 Scoring			
I. Jackson	Memphis	2.50	-2	R. Bedell	Upstate	3.70	-3	S. Paripunna	Upstate	4.00	-4
J. Montenegro		2.75	-1	D. Martin	Troy	3.80	-2	L. Sowell	Charleston	4.25	-3
C. Rice	App St	2.75	-1	C. Baliker	Charleston	3.80	-2	M. Sass	Charleston	4.25	-3
D. Hicks	Wm. & Mary	2.75	-1	L. Sowell	Charleston	3.90	-1	D. Martin	Troy	4.25	-3
M. Carter	Upstate	2.75	-1	D. Hicks	Wm. & Mary	3.90	-1	I. Jackson	Memphis	4.25	-3
E. Gothe	Charles So	2.75	-1	A. Shead	Augusta	3.90	-1	G. Howle	Fr. Marion	4.50	-2
W. Campbell	Wm. & Mary	2.75	-1	B. Bawden	Memphis	3.90	-1	M. Pickens	Augusta	4.50	-2
B. Pirro	Pres Coll	2.75	-1	B. Pirro	Pres Coll	3.90	-1	L. Chen	Winthrop	4.50	-2
J. Morris	Fr. Marion	2.75	-1	J. Warnock	Upstate	3.90	-1	A. Shead	Augusta	4.50	-2
Q. Vidal Mora		2.75	-1	G. Andersson	Augusta	3.90	-1	C. Futrell	Troy	4.50	-2
B. Berry	Loyola MD	3.00	E	Q. Vidal Mora		3.90	-1	Q. Vidal Mora		4.50	-2
C. Futrell	Troy	3.00	E	I. Jackson	Memphis	3.90	-1	J. Montenegro		4.50	-2
R. McCarthy	High Point	3.00	E	G. Sellars	Fr. Marion	3.90	-1	J. Marvelli	MTSU	4.50	-2
B. Bawden	Memphis	3.00	E	B. Smith	Charles So	4.00	E	B. McBride	Charles So	4.50	-2
T. Hull	Radford	3.00	E	P. Freundt-Thurne		4.00	E	B. Hamm	Troy	4.50	-2
T. Hecht	Wm. & Mary	3.00	E	P. See	Radford	4.00	E	B. Thalmayr		4.50	-2
G. Whitbread	W Carolina	3.00	E	O. Gunnarsson	Augusta	4.00	E	J. Beckner	MTSU	4.50	-2
M. Coe	W Carolina	3.00	E	C. Futrell	Troy	4.00	E	D. Hicks	Wm. & Mary	4.50	-2
C. Metz	W Carolina	3.00	E	R. Hendler	FAU	4.00	E	T. Hecht	Wm. & Mary	4.50	-2
P. Ball	Loyola MD	3.00	E	H. Dunagan	Charleston	4.00	E	B. Pirro	Pres Coll	4.50	-2
R. Bartolomucci	High Point	3.00	E	B. Thalmayr		4.00	E	H. Fry	Upstate	4.50	-2
T. Owens	MTSU	3.00	E	M. Carter	Upstate	4.10	+1	N. Giles	Memphis	4.50	-2
Eagles				Birdies				Pars			
C. Baliker	Charleston	1		I. Jackson	Memphis	9		P. Ball	Loyola MD	15	
M. Sass	Charleston	1		P. Sadlowski	MTSU	6		J. Beckner	MTSU	14	
H. Fry	Upstate	1		D. Hicks	Wm. & Mary	6		C. Baliker	Charleston	14	
S. Paripunna	Upstate	1		M. Carter	Upstate	6		G. Whitbread	W Carolina	14	
T. Hecht	Wm. & Mary	1		L. Sowell	Charleston	6		C. Metz	W Carolina	14	
L. Hinton	Augusta	1		D. Martin	Troy	6		C. Futrell	Troy	14	
R. Hendler	FAU	1		Q. Vidal Mora		5		K. Nalam	FAU	14	
				B. Pirro	Pres Coll	5		B. Inserra	Loyola MD	13	
				B. Thalmayr		5		L. Theys	W Carolina	13	
				E. Gothe	Charles So	5		W. McFadden	Troy	13	
				Z. Byers	Gardner-Wb	5		R. McCarthy	High Point	13	
				R. Bedell	Upstate	5		M. Coe	W Carolina	13	
				M. Pickens	Augusta	5		T. Owens	MTSU	13	
				C. Rice	App St	4		J. Gaines	Hampton	13	
				G. Sellars	Fr. Marion	4		H. Fry	Upstate	13	
				H. Dunagan	Charleston	4		N. Giles	Memphis	13	
				Z. Butt	Winthrop	4		S. Smith	Gardner-Wb	12	
				B. Ramsey	Radford	4		G. Andersson	Augusta	12	
				B. MacDougall	High Point	4		R. Bartolomucci	High Point	12	
				B. Bawden	Memphis	4		W. Campbell	Wm. & Mary	12	
				J. Montenegro		4		E. Whiten Jr.	Hampton	12	
				A. Shead	Augusta	4		Z. Caudill	W Carolina	12	

East Bay Deli Classic @ Kiawah

Turtle Point Golf Course
Kiawah Island, SC
2018 Turtle Point
Dates: Nov 04 - Nov 06

Average score per round			
Round	Course	Average Score	Complete Rounds
1	2018 Turtle Point	76.88	116
Total Average Scores			
2018 Turtle Point		76.88	116

Turtle Point Golf Course: 2018 Turtle Point

Round 1									
hole	par	yards	double eagle	eagle	birdie	par	bogey	double bogey	other
1	4	403			6	45	53	10	2
2	5	523			21	64	26	4	1
3	4	395			13	79	19	5	
4	3	206			4	77	32	2	1
5	5	533			24	66	20	6	
6	4	387			19	77	14	5	1
7	3	178			8	77	24	5	2
8	4	474			12	68	33	3	
9	4	417			18	71	21	4	2
10	5	530			23	57	18	15	3
11	4	392			16	54	28	14	4
12	4	440			11	78	26	1	
13	5	520		7	43	38	20	7	1
14	3	171			7	57	44	8	
15	4	375			18	71	20	6	1
16	3	177			13	74	22	7	
17	4	364			11	59	29	14	3
18	4	426			8	49	36	10	13

Round 1			
hole	par	yards	average relative to par
18	4	426	+0.77
1	4	403	+0.63
17	4	364	+0.50
11	4	392	+0.49
14	3	171	+0.46
10	5	530	+0.30
4	3	206	+0.30
7	3	178	+0.28
8	4	474	+0.23
16	3	177	+0.20
15	4	375	+0.16
9	4	417	+0.16
12	4	440	+0.15
2	5	523	+0.15
3	4	395	+0.14
5	5	533	+0.07
6	4	387	+0.07
13	5	520	-0.16

East Bay Deli Classic @ Kiawah

Turtle Point Golf Course
Kiawah Island, SC
2018 Turtle Point
Dates: Nov 04 - Nov 06

Round 1			
hole	par	yards	average relative to par
18	4	426	+0.77
1	4	403	+0.63
17	4	364	+0.50
11	4	392	+0.49
14	3	171	+0.46
10	5	530	+0.30
4	3	206	+0.30
7	3	178	+0.28
8	4	474	+0.23
16	3	177	+0.20
15	4	375	+0.16
9	4	417	+0.16
12	4	440	+0.15
2	5	523	+0.15
3	4	395	+0.14
5	5	533	+0.07
6	4	387	+0.07
13	5	520	-0.16

East Bay Deli Classic @ Kiawah





















Turtle Point Golf Course
Kiawah Island, SC
2018 Turtle Point
Dates: Nov 04 - Nov 06

All rounds									
hole	par	yards	double eagle	eagle	birdie	par	bogey	double bogey	other
1	4	403			6	45	53	10	2
2	5	523			21	64	26	4	1
3	4	395			13	79	19	5	
4	3	206			4	77	32	2	1
5	5	533			24	66	20	6	
6	4	387			19	77	14	5	1
7	3	178			8	77	24	5	2
8	4	474			12	68	33	3	
9	4	417			18	71	21	4	2
10	5	530			23	57	18	15	3
11	4	392			16	54	28	14	4
12	4	440			11	78	26	1	
13	5	520		7	43	38	20	7	1
14	3	171			7	57	44	8	
15	4	375			18	71	20	6	1
16	3	177			13	74	22	7	
17	4	364			11	59	29	14	3
18	4	426			8	49	36	10	13

East Bay Deli Classic @ Kiawah

Round 2

Turtle Point Golf Course - 2018 Turtle Point

Group RD 2	Tee Time Time - Hole	Player 1	Player 2	Player 3	Player 4
		 Western Carolina (12, +15)	William & Mary (T10, +13)	 Charleston Southern (T10, +13)	 Middle Tennessee St. (9, +12)
1	7:30 - 1	Zach Caudill (T78, +7)	Ben Morris (T110, +13)	Alan Smith (T56, +5)	Jake Marvelli (T100, +10)
2	7:40 - 1	Louis Theys (T56, +5)	Matthew Feinstein (T110, +13)	Elliot Gothe (T44, +4)	Graham Gosselin (T96, +9)
3	7:50 - 1	Tumi Kuld (T56, +5)	Walker Campbell (T33, +3)	Connor Moore (T44, +4)	Palmer Sadlowski (T44, +4)
4	8:00 - 1	Chandler Metz (T33, +3)	Trevor Hecht (T20, +1)	Brandon McBride (T33, +3)	James Beckner (T15, E)
5	8:10 - 1	George Whitbread (T26, +2)	David Hicks (T2, -4)	Brandon Smith (T26, +2)	Tanner Owens (T11, -1)
	Time - Hole	 Presbyterian College (8, +11)	 Radford (7, +8)	 Augusta (6, +4)	 Troy (T3, +1)
6	8:20 - 1	Cole Patterson (T93, +8)	Hunter Duncan (T93, +8)	Alex van Wyk (T56, +5)	Will McFadden (T78, +7)
7	8:30 - 1	AJ Nolin (T78, +7)	Tyler Hull (T33, +3)	Olof Gunnarsson (T44, +4)	Jake Tiffin (T56, +5)
8	8:40 - 1	Weston Sanders (T70, +6)	Ben Ramsey (T26, +2)	Laken Hinton (T33, +3)	Brent Hamm (T20, +1)
9	8:50 - 1	Charlie Tate (T26, +2)	Peter Gasperini (T26, +2)	Alex Shead (T11, -1)	Connor Futrell (T9, -2)
10	9:00 - 1	Ben Pirro (T2, -4)	Parker See (T20, +1)	Gustav Andersson (T9, -2)	Dean Martin (T5, -3)
	Time - Hole	 USC Upstate (T3, +1)	 Jacksonville State (T3, +1)	 Memphis, U. of (2, -1)	 College of Charleston (1, -3)
11	9:10 - 1	Jordan Warnock (T70, +6)	Max Basler (T44, +4)	Rodi Vlasveld (T56, +5)	Raphael Geissler (T113, +14)
12	9:20 - 1	Sun Paripunna (T44, +4)	Patricio Freundt-Thurne (T33, +3)	Chase Harris (T56, +5)	Hunter Dunagan (T26, +2)
13	9:30 - 1	Hunter Fry (T20, +1)	Jesus Montenegro (T26, +2)	Nick Giles (T20, +1)	Michael Sass (T20, +1)
14	9:40 - 1	Matt Carter (T11, -1)	Benedikt Thalmayr (T15, E)	Brad Bawden (T11, -1)	Logan Sowell (T5, -3)
15	9:50 - 1	Reid Bedell (T5, -3)	Quim Vidal Mora (T2, -4)	Isaiah Jackson (T1, -6)	Christian Baliker (T5, -3)
	Time - Hole	Individuals	Individuals	Individuals	 Hampton University (21, +33)
16	7:35 - 10	Josh Morris (MTSU) (117, E)	Derrick Villarreal (Charles So) (T110, +13)	Borja Martin (Memphis) (T107, +12)	Justin Bates (116, +27)
17	7:45 - 10	Patrick Golden (Charleston) (T104, +11)	Sam Merrell (Upstate) (T100, +10)	Parker Jones (Charles So) (T78, +7)	Mateo Manranares (T113, +14)
18	7:55 - 10	Viktor Lindgren (Augusta) (T78, +7)	Jake Budde (Charleston) (T56, +5)		Jairus Gaines (T78, +7)
19	8:05 - 10	McCullough Pickens (Augusta) (T44, +4)	RJ Bartolomucci (High Point) (T33, +3)		Arriek Douglas (T70, +6)
20	8:15 - 10	Michael Coe (W Carolina) (T33, +3)	Johnny Komara (Charles So) (T33, +3)		Everett Whiten Jr. (T70, +6)
	Time - Hole	 Tennessee Tech (20, +28)	 High Point (19, +24)	 Appalachian State (18, +23)	 Loyola - Maryland (17, +22)
21	8:25 - 10	Will Brooks (T107, +12)	Brendan MacDougall (T104, +11)	Alex Burris (T96, +9)	Evan Brown (T104, +11)
22	8:35 - 10	Cameron Yeary (T100, +10)	Ryan McCarthy (T100, +10)	Candler Rice (T78, +7)	Brandon Berry (T70, +6)
23	8:45 - 10	Chance Taylor (T96, +9)	Adam Hooker (T78, +7)	Logan McNeely (T78, +7)	Matthew Malits (T70, +6)
24	8:55 - 10	Bracton Womack (T56, +5)	Alec Weary (T44, +4)	Noah Schneider (T56, +5)	Brett Inserra (T70, +6)
25	9:05 - 10	Matthew Giles (T44, +4)	Brandon Einstein (T33, +3)	Jack Brea (T44, +4)	Preston Ball (T44, +4)
	Time - Hole	 Gardner-Webb (T15, +20)	 Winthrop (T15, +20)	 Francis Marion (14, +19)	 Florida Atlantic (13, +17)
26	9:15 - 10	Jonathan Henry (T96, +9)	Ryan Tattan (T78, +7)	Pierre deCaveal (T107, +12)	Eric Dekarski (115, +17)
27	9:25 - 10	Andy Yang (T93, +8)	Zak Butt (T78, +7)	Jacob Morris (T78, +7)	Sully Zagerman (T78, +7)
28	9:35 - 10	Miles Albright (T78, +7)	Louis Chen (T56, +5)	Lars Sandvoll (T78, +7)	Karan Nalam (T70, +6)
29	9:45 - 10	Zack Byers (T56, +5)	Sawyer Mills (T56, +5)	Grainger Howle (T56, +5)	Patrick Poate (T44, +4)
30	9:55 - 10	Steffen Smith (T15, E)	Michael McKee (T33, +3)	Grant Sellars (T15, E)	Ricky Hendler (T15, E)