

GAYLE AND TOM  
BENSON STADIUM

BARSHOP NATATORIUM

EXCELLENCE


CARDS

KEY

RY

# 2016-17 UIW WOMEN'S BASKETBALL MEDIA GUIDE

COMMON GOOD



# 2016-17 SEASON SCHEDULE

<b>Date</b>	<b>Opponent</b>	<b>Location</b>	<b>Time</b>
Nov. 11	at TCU	Fort Worth, Texas	8:30 p.m.
Nov. 15	at Texas State	San Marcos, Texas	7 p.m.
Nov. 23	at Montana	Missoula, Mont.	8 p.m.
Nov. 25	vs. Utah State (neutral site)	Missoula, Mont.	3 p.m.
Nov. 29	vs. Eastern Michigan	San Antonio, Texas	5:30 p.m.
Dec. 3	vs. Rice	San Antonio, Texas	1 p.m.
Dec. 10	at North Texas	Denton, Texas	3 p.m.
Dec. 16	vs. Murray State (neutral site)	Wichita, Kans.	4 p.m.
Dec. 17	at Wichita State	Wichita, Kans.	2 p.m.
Dec. 20	vs. LSU-Alexandria	San Antonio, Texas	11:30 a.m.
Dec. 28	vs. Texas A&M-Kingsville	San Antonio, Texas	5:30 p.m.
Dec. 31	at Nicholls*	Thibodaux, La.	1 p.m.
Jan. 2	at Southeastern La.*	Hammond, La.	12 p.m.
Jan. 5	vs. Northwestern St.*	San Antonio, Texas	5:30 p.m.
Jan. 7	vs. New Orleans*	San Antonio, Texas	1 p.m.
Jan. 12	at Lamar*	Beaumont, Texas	7 p.m.
Jan. 14	at Houston Baptist*	Houston, Texas	1 p.m.
Jan. 19	vs. Southeastern La.*	San Antonio, Texas	5:30 p.m.
Jan. 21	vs. Stephen F. Austin*	San Antonio, Texas	5 p.m.
Jan. 28	at Central Arkansas*	Conway, Ark.	2 p.m.
Feb. 2	vs. Houston Baptist*	San Antonio, Texas	5:30 p.m.
Feb. 9	at New Orleans*	New Orleans, La.	7 p.m.
Feb. 11	at McNeese*	Lake Charles, La.	12:45 p.m.
Feb. 15	vs. Texas A&M-Corpus Christi*	San Antonio, Texas	5:30 p.m.
Feb. 18	vs. Sam Houston*	San Antonio, Texas	1 p.m.
Feb. 22	vs. Nicholls*	San Antonio, Texas	5:30 p.m.
Mar. 1	at Abilene Christian*	Abilene, Texas	5:30 p.m.
Mar. 4	at Texas A&M-Corpus Christi*	Corpus Christi, Texas	11:30 a.m.

**BOLD** denotes home game

\* denotes Southland Conference game

<b>UIW Quick Facts</b>	
Name	The University of the Incarnate Word
Address	4301 Broadway San Antonio, TX 78209
University Telephone	(210) 829-6000
Athletic Department Telephone	(210) 829-2722
Sports Information Telephone	(210) 805-3071
Acting President	Dr. Denise J. Doyle
Enrollment	10,984
Founded	1881
Mascot	Cardinals
Colors	Red (Pantone 1797), Black and White
Affiliation	NCAA Division I
Conference	Southland
Sports	23 teams, 14 sports (11 men, 12 women)
Web Site	www.uiwcardinals.com

#### **Athletics Administration**

John Williams, Director of Athletics	(210) 829-6053
Angie Torain, Deputy Athletic Director/SWA	(210) 283-6968
Angela Lawson, Sr. Associate AD-Academics	(210) 829-3877
Tony Dollison, Associate AD-Compliance	(210) 283-6381
Dustin York, Associate AD-External Affairs/Ops.	(210) 829-6048
Zachary Carlton, Assistant AD-Sports Information	(210) 805-3071
Mary Ellen Leisering, Assistant SID	(210) 805-5819
Jay Bijlani, Associate AD-Business Affairs	(210) 805-3095
B.J. Lough, Associate AD-Head Athletic Trainer	(210) 829-3834
Theresa Laurente, Assistant AD-Compliance	(210) 283-6355
Camelia Trahan, Assistant AD-Marketing	(210) 805-3012
Adam McKenzie, Ticket Manager	(210) 805-3000
Amanda Pulido, Life Skills Coordinator	(210) 283-6448
David Schneider, Head Equipment Manager	(210) 829-3828
Dr. Lydia Andrade, Faculty Athletic Representative	(210) 829-3877

#### **UIW Head Coaches**

Baseball	Danny Heep (210) 829-3830
Men's Basketball	Ken Burmeister (210) 829-6052
Cheerleading/Dance	Melissa Martinez 210-283-6406
Cross Country/Track, M&W	Derek Riedel (210) 805-3566
Fencing, M&W	John Moreau (210) 829-6050
Football	Larry Kennan (210) 805-3011

Men's Golf	Brad Martin (210) 829-2795
Women's Golf	Randy Morris (210) 829-2795
Men's Soccer	Vincent Martinez (210) 841-7396
Women's Soccer	Anne Felts (210) 829-3941
Softball	Amanda Gamboa (210) 829-3969
Swimming & Diving	Philip Davis (210) 805-3078
Synchronized Swimming	Elizabeth Gerdin (210) 829-2796
Men's Tennis	Pierce Brandan (210) 283-5006
Women's Tennis	Devin Wilke (210) 283-5006
Volleyball	Jennifer Montoya (210) 805-3567
Strength and Conditioning	Darin Lovat (210) 829-2755

#### **Women's Basketball Facts**

Staff	
Head Coach Christy Smith	
Alma Mater	Arkansas, '98 (Bachelor's) Arkansas, '01 (Master's)
UIW Record-Years	0-0 (1st ye)
Overall Record	Same
Telephone	(210) 283-8344
E-mail	cmsmith3@uiwtx.edu
Assistant Coach Betsy Adams	
Alma Mater	Valparaiso, '12 (Bachelor's) Arkansas, '16 (Master's)
E-mail	bladams@uiwtx.edu
Assistant Coach John Clark	
Alma Mater	St. Gregory's, '14 (Bachelor's) Arkansas, '16 (Master's)
E-mail	jpclark@uiwtx.edu
Assistant Coach Marvin Walker	
Alma Mater	UTSA, '97 (Bachelor's) U.S. Sports Academy, '02 (Master's)
E-mail	mewalker@uiwtx.edu
2015-16 Season	
Record	6-23
Home, 3-12	Away, 3-11
Southland Conference	12th
Record	3-15
Post-Season	N/A
History*	
All-Time Record	472-526 (.473)
100th Win	94-85 at Mary Hardin-Baylor 1/21/1989
200th Win	59-57 vs St. Mary's 2/24/1996
300th Win	62-55 vs Southeastern Okla. 12/20/2003
400th Win	85-70 at A&M-International 2/7/2009
Since 1987-88	399-431 (.481)
Home	207-157 (.569)
Road	140-228 (.380)

20-Win Seasons	4
Season Record Wins	25 1998-99
NCAA Postseason	1 (0-1, 2009)
NAIA Postseason	2 (1-2, 1999, 1998)
Heartland Championships	1
Heartland Tournament Championships	2010
Heart of Texas Championships	1 2009
HOT Tournament Championships	2 1999, 1996
	1999, 1998
* Records incomplete prior to 1987-88 win-loss record accurate to 1980-81	

#### **Where to Find It**

2016-17 Schedule	2
UIW Administration	4
Head Coach Christy Smith	5
Coaching Staff	6
Roster	7-17
Tanjunique Ajeto	11
Cheyenne Berry	8
Alexandra Busby-Leija	10
Courtney Cook	17
Haley Frias	12
Celia Garcia Paunero	16
Charmaine McBride	15
Melina Merritt	14
Cassandra Ramirez	9
Imani Robinson	13
Season Preview	18
Cardinal Statistics	19-20
2015-16 Overall Statistics	19
2015-16 Conference Statistics	20
Record Book	21-39
Award Winners	21-23
All-Time Roster	24-25
Records	26
Yearly Stat Leaders	27-29
Career Records	30-31
Season Records	32-33
Yearly Results	34-38
Coaching Records	38
All-Time Series	39
Southland Conference	40-42
Southland Map	40
General Statement	41
Sports Information Directors	41
Preseason Poll	41
Record Book	42
UIW Institutional Profile	43

*Photos courtesy of Steve Slate*

#### **GENERAL**

The goal at the University of the Incarnate Word is to provide fair and accurate services to members of the media and, in turn, the university's athletic programs ask for fair and accurate coverage. As a result, UIW staff will strive to meet all reasonable requests. As the 2016-17 athletic year progresses, new and updated information about UIW will be available. Please contact the Office of Sports Information at (210) 805-3071.

# UIW ADMINISTRATION



**John Williams**  
Director of Athletics



**Angie Torain**  
Deputy AD



**Angela Lawson**  
Senior Associate AD  
Academic Affairs/SWA



**Tony Dollison**  
Associate AD  
Compliance



**Dr. Lydia Andrade**  
Faculty Athletic Rep.




**Dustin York**  
Associate AD  
External Affairs/Operations



**B.J. Lough**  
Associate AD  
Sports Medicine



**Camelia Trahan**  
Assistant AD  
Marketing Director



**Zack Carlton**  
Assistant AD  
Sports Information



**Jay Biljani**  
Associate AD  
Business Affairs




**Amanda Pulido**  
Life Skills Coordinator



**David Schneider**  
Head Equipment Manager



**Darin Lovat**  
Strength & Conditioning



**Kevin Lepore**  
Ticket Manager



**Theresa Laurente**  
Assistant AD  
Compliance



**Ashleigh Smith**  
Academic Advisor




**Lisa Townzen**  
Administrative Assistant



**Haley Ayres**  
Academic Advisor



**Melissa Martinez**  
Director of Fan Experience



**Mary Ellen Leisering**  
Assistant SID



# Head Coach Christy Smith

Arkansas, '98 (Bachelor's), '01 (Master's)  
1st Season (0-0, 0-0 SLC)



**C**hristy Smith became the seventh head women's basketball coach in UIW history on April 13, 2016. Smith leads a program in its fourth and final year of the transition process from NCAA Division II to Division I. The program has won only seven Southland Conference games in its first three years as a member.

Smith was a women's basketball Division I assistant coach since 2008 and a high school coach before that. She began her collegiate coaching career at Valparaiso University in 2008 and was there for three years. Smith served as the program's recruiting coordinator, prepared team travel, scouted opponents and worked on individual player development.

In the summer of 2011, Smith took a position at Purdue and helped guide the Boilermakers to a 77-27 record. They won a pair of Big Ten Tournament titles and made it to the second round of the NCAA Tournament in all three seasons. Smith served in a similar role at Valparaiso, while also coordinating academic plans for players, representing the program at athletic director's meeting and representing the department at fundraising and speaking events.

Smith made the move to her alma mater, Arkansas, in 2014. She helped the program reach the second round of the NCAA Tournament in 2015 and was a key recruiter for the program. Smith remained involved in fundraising and speaking events while arranging player involvement in the JDRF OneWalk community service event.

Prior to her stint at Valparaiso, Smith was the head varsity girls' basketball coach at Harrison High School in West Lafayette, Ind., and before that served as an assistant coach at Lafayette Jefferson High School and Lake Country Christian School in Fort Worth, Texas.

The Oxford, Ind. led Team USA to gold at the World University Games, Arkansas to the NCAA Final Four and the Charlotte Sting into the WNBA playoffs.

A four-time honorable mention All-American as a point guard for the Razorbacks, Smith was named to the SEC Academic Honor Roll three times and earned first team All-SEC as a senior after twice being named second team All-SEC. In 1995, she earned SEC Freshman of the Year recognition.

Smith competed for the United States at the World University Games in Italy in 1997, winning a gold medal for her country. She also represented the North on the 1995 Olympic Festival Team.

Smith was drafted No. 17 overall by the Charlotte Sting in 1998, where she played two seasons for the WNBA franchise. She became the fifth women's basketball player in school history to be inducted into the Arkansas Hall of Honor, receiving the recognition in 2005. Smith was inducted into the Arkansas Sports Hall of Fame in 2015.

Smith has two degrees from Arkansas. She graduated with a bachelor's degree in exercise science in 1998 and went on to earn a master's degree in biomechanics in 2001. Smith has three children, Dayton, Tyson and Crew, and is married to Tommy Cook.



Angela Lawson, 2000-13	190-174 (.522)
Sally Brooks, 1991-00	155-106 (.594)
Eric Clark, 1980-87	73-95 (.435)
Dick Strockbine, 1987-89	18-44 (.290)
Kim Wilson, 1989-91	17-41 (.293)
Kate Henderson, 2013-15	19-66 (.224)
<b>Christy Smith, 2016-present</b>	<b>0-0 (.000)</b>

# COACHING STAFF



## Assistant Coach - Betsy Adams

Adams joined the UIW staff after serving two years as a graduate assistant for the Arkansas women's basketball team. She is a Monticello, Indiana native and comes from a rich basketball background. Prior to joining the Arkansas staff, she worked as an assistant coach at Cypress Lake High School in Ft. Myers, Florida.

Adams earned her Master's degree in sport and recreation management at Arkansas in 2016 and earned her bachelor's degree in business administration at Valparaiso University in 2012. She played for the Crusaders from 2008-11 and was a three-year letter winner and two-year captain. She finished her career at Florida Gulf Coast University in 2013, having scored over 1,000 points and making over 200 three-pointers in her career.

---



## Assistant Coach - John Clark

Clark was the graduate assistant for the Arkansas women's basketball program for the past two years. He was instrumental in an NCAA Tournament appearance and first round victory in 2014-15. His duties included assisting with day-to-day operations, organizing and recruiting the male practice team, film breakdown, film exchange, player development and practice planning.

Clark worked for Krossover Intelligence in 2013, a basketball video analysis company that breaks down high school, college and professional games. He has worked numerous basketball camps including: Bill Self Basketball Camp, Jimmy Dykes Basketball Camp, Oklahoma City Thunder Basketball Camp and the New Orleans Hornets Basketball Camp. He played basketball at St. Gregory's University and helped lead the team to an NAIA Final Four appearance as a senior. He earned a degree in social studies education from St. Gregory's in 2014 and his Master's degree in sports management from Arkansas in 2016.

---



## Assistant Coach - Marvin Walker

Walker has nearly 20 years of coaching experience, including the last three as athletic director, basketball and football coach and physical education teacher at St. Luke's Episcopal School. Prior to St. Luke's, he spent one year as an assistant coach at Binghamton University and two seasons at Trinity University. He was a volunteer assistant for the Tigers in 2010-11 before being promoted to a full-time assistant his second year.

Walker spent five years as the head coach for St. Mary's Hall girls' basketball. He led the Barons to spectacular improvement during his time. In his first year the team only won two games, but they but registered 37 victories over his final two seasons at the helm. He was previously an assistant can at San Antonio Taft High School for a team ranked No. 1 in Texas, and advanced to the 5A state semifinals in 2004.

Walker founded Infinity Hoops, a one-on-one basketball training company and has extensive experience in training athletes ranging from elementary school through college. He has other coaching stops at Mosley High School in Florida and The Episcopal School of Texas. He is a member of the Women's Basketball Coaches Association (WBCA), the Texas Association of Basketball Coaches (TABC), the Black Coaches Association (BCA) and the Texas Girls Coaches Association (TGCA). He was selected as the coach of the 2005-06 TABC Girls All-Star Game and the TGCA All-Star Game.

Walker earned a Bachelor of Science degree from UTSA in 1997 and his master of sport science degree from the United States Sports Academy in 2002. He and his wife, Tiffany have a son, Gavin and reside in San Antonio.



## 2016-17 UIW Women's Basketball Roster

No.	Name	Pos.	Ht.	Cl.	Hometown/Previous School
0	Cheyenne Berry	G	5-9	r-Sr.	Jourdanton, TX/Lytle H.S.
2	Cassandra Ramirez	G	5-2	Fr.	San Antonio, TX/Antonian Prep
3	Alexandra Busby-Leija	G	5-8	Fr.	San Antonio, TX/Southwest H.S.
4	Tanjunique Ajeto	G	5-7	Sr.	Federal Way, WA/Eastern Oklahoma St.
10	Haley Frias	G	5-8	Jr.	Georgetown, TX/Georgetown H.S.
11	Imani Robinson	G	5-9	Fr.	Round Rock, TX/Cedar Ridge H.S.
12	Melina Merritt	G	5-7	Jr.	Round Rock, TX/Cedar Ridge H.S.
20	Charmaine McBride	F	5-9	Fr.	Cedar Park, TX/Vista Ridge H.S.
21	Jazmine Kirby	F	5-10	Fr.	Weimer, TX/Weimer H.S.
23	Celia Garcia Paunero	F	5-11	Sr.	Valladolid, Spain/Otero J.C.
24	Quincy Baker	C	6-2	Jr.	Houston, TX/Klein H.S.
42	Courtney Cook	C	6-3	Fr.	San Antonio, TX/Brennan H.S.

**Head Coach:** Christy Smith

**Assistant Coach:** Betsy Adams

**Assistant Coach:** John Clark

**Assistant Coach:** Marvin Walker

### Pronunciation Guide

Cassandra Ramirez Cuh-Sond-Ruh Ram-Ear-Ez

Alexandra Busby-Leija Buzz-bee Lee-Ay-Ha

Tanjunique Ajeto Tan-Junn-Eek Uh-Jetto

Haley Frias Free-Us

Imani Robinson I-Mon-Ee

Melina Merritt Mell-Ee-Nuh

Charmaine McBride Sharr-Main

Jazmine Kirby Jazz-Men Ker-Bee

Celia Garcia Paunero Thay-Lee-Uh Paw-Nair-Oh

# #0 Cheyenne Berry



**Position:** Guard  
**Height:** 5-9  
**Class:** Sr.  
**Hometown:** Lytle, Texas  
**Previous School:** Tarleton State

**2015-16:** Berry suffered a season-ending injury for a second-consecutive year.

**2014-15:** Berry suffered a season-ending injury the day before the regular season started. She was named to the Southland Conference Commissioner's Honor Roll.

**2013-14:** Berry red-shirted after transferring from Tarleton State. She was named to the Southland Commissioner's Honor Roll.

## Prior to UIW:

**At Tarleton State:** Berry played in 29 games, earning 20 starts for Tarleton State as a junior. She averaged 8.6 points, 4.2 rebounds and 2.8 assists per game. She ranked 12th in the Lone Star Conference in field goal percentage (.449) and ninth in the LSC in assists per game (2.8). She scored 20 points at Texas-Permian Basin and dished out a career high seven assists at Eastern New Mexico. She played in 31 games for the TexAnns in her first season at Tarleton. She averaged 5.1 points and 2.5 rebounds in 17.5 minutes per game.

**At Stephen F. Austin:** She was named to the LSC Commissioner's Honor Roll. She played in all 30 games as a true freshman for Stephen F. Austin. She averaged 3.5 points, 1.9 rebounds and 1.6 assists per contest. She hit double figures three times, including 21 points on 7-of-9 shooting (all 3-pointers) at Texas A&M-Corpus Christi. The seven 3-pointers tied an SFA single-game record.

**At Lytle:** Berry committed to Stephen F. Austin after lettering for four years and serving as a captain for three years at Lytle High School. She led Lytle to three consecutive district championships. She was named first team all-district as a freshman. She was District and Area MVP as a sophomore, as well as all-region. She was named District MVP, TABC first team all-region and all-state as a junior. She claimed her third straight District MVP title as a senior in addition to being named TABC all-region, all-state, academic all-state and a San Antonio Super Team selection.

**Personal:** Berry is the daughter of Webb and Natalie Berry and is working towards a media studies Master's degree. She earned her undergraduate degree in communication arts. She has a brother, Justin, who played basketball for Newman University and currently overseas in Europe. She was born on May 25, 1992. She is a member of the UIW SAAC and SGA.



# #2 Cassandra Ramirez

**Position:** Guard  
**Height:** 5-2  
**Class:** Fr.  
**Hometown:** San Antonio, Texas  
**Previous School:** Antonian College Prep

## Prior to UIW:

**At Antonian College Prep:** Sandy Ramirez played at Antonian College Preparatory for Patrick Harvey. She was named first team all-district and first team all district. Ramirez was named MySA Player of the Week. She was named Corpus Christi Tournament MVP, NCISD Tournament MVP, and was a 2 year MVP for Antonian. Ramirez was named academic all state in track and basketball. She was a member of Mu Alpha Theta, Spanish National Honor Society, and the National Honor Society.

**Personal:** Sandy Ramirez is the daughter of Juan and Sonya Ramirez and is studying nursing. She has a twin sister, Tina and a brother, Bobby. Ramirez was born August 28, 1998. She is a member of the UIW ROTC. Ramirez volunteers for CBC and as a special needs teacher.



# #3 Aledandra Busby-Leija



**Position:** Guard  
**Height:** 5-8  
**Class:** Fr.  
**Hometown:** San Antonio, Texas  
**Previous School:** Southwest H.S.

## Prior to UIW:

**High School:** Alexandra Busby-Leija played at Southwest High School for William Avey. She was named first team all-district all four years of high school. She was a member of the Bi-District Championship team in 2013-14 and 2014-15. Busby-Leija led her team to a district championship in 2015-16 and was an area qualifier for track in 2013-14. She graduated in the top 25 percent of her class. Busby-Leija was a member of student council.

**Personal:** Alexandra Busby-Leija is the daughter of Calandra and Miguel Tapia, and Gerardo Leija and is studying Sports Management. She has a four siblings, Ashlyh, Alexander, Uriah, and Isiah. She was born December 27, 1997. She is a volunteer at Boysville, Meet the Mission, and Ronald McDonald House.



# #4 Tanjunique Ajeto

**Position:** Point Guard  
**Height:** 5-8  
**Class:** Sr.  
**Hometown:** Federal Way, Wash.  
**Previous School:** Eastern Oklahoma

**2015-16 (Junior):** Ajeto played in 15 games in her first year as a Cardinal. She played her best game and scored her season high eight points in the UIW win against Howard Payne. She played a season high 23 minutes at New Orleans. She dished out three assists in just six minutes against Houston Baptist. She struggled with a recurring injury throughout the season.

## Prior to UIW:

**At Eastern Oklahoma:** Ajeto was on the basketball team at Eastern Oklahoma College. She started 32 games as a sophomore averaging 6.1 points, 4.2 rebounds and 1.8 steals per game.

**At Federal Way and Foothill:** Ajeto attended Federal Way (Wash.) High School for three years and went to Foothill High School in Henderson, Nevada as a senior. She helped lead Federal Way to a pair of district titles and a Washington state runner-up finish as a junior. She earned honorable mention all-district honors as a junior. She was a team captain at Foothill and helped lead the team to an undefeated regular season and a Sunrise Conference title. She was the team MVP on a squad that advanced to the school's first ever state championship appearance.

**Personal:** Ajeto is the daughter of Pablo Ajeto and Yvonna Wade and is studying business administration. She has three sisters; Marae, Ronni and Ryder and one brother, Pablo. She was born on May 18, 1994.



# #10 Haley Frias



**Position:** Guard  
**Height:** 5-8  
**Class:** Jr.  
**Hometown:** Georgetown, Texas  
**Previous School:** Georgetown H.S.

**2015-16 (Sophomore):** Frias played in all 29 games and started nearly half of them. She opened the season by scoring 14 points on 4-of-8 shooting from three-point range in a win over LSU-Alexandria. She had a stretch of making at least one three-pointer in 11 straight games. She grabbed a career high six rebounds and had six points in a one-point loss to Texas A&M-Corpus Christi. She poured in a season high 15 points on 5-of-5 shooting from the field against Houston Baptist in just 19 minutes. She led the team with 34 three-pointers.

**2014-15 (Freshman):** Frias appeared in 27 games and made 19 starts for the Cardinals as a true freshman. She led the team with 45 three-pointers made while shooting 35.4 percent from beyond the arc. Early in the season she knocked down four three-pointers and had four steals in a win over St. Thomas. She poured in a season high 23 points, made five three-pointers and had four assists against Our Lady of the Lake. She scored in double figures eight times, including a 16-point performance against McNeese State. Nearly two-thirds of her field goal attempts were three-pointers. She was named

to the Southland Conference Commissioner's Honor Roll.

## Prior to UIW:

**At Georgetown:** Frias played at Georgetown High School for coach Rhonda Farney. Frias was named to the first team all-district, TABC all-region and TGCA all-region in her junior and senior seasons. She was TGCA all-state as a senior. She led her team to a state championship in 2013 and finished their 2014 season as a semi-finalist. Finishing her high school career, Frias earned a spot as a TABC all-star and a TGCA all-star. Georgetown did not lose a single district game in 2013 and 2014 and had three play-off appearances in her career.

**Personal:** Frias is the daughter of Steve and Grace Frias and is studying accounting and finance. She has a brother, Austin, and a sister, Krystal. She was born December 1, 1995. She is a member of the UIW Student-Athlete Advisory Council and the NCAA Equality and Diversity Subcommittee.



# #11 Imani Robinson

**Position:** Guard  
**Height:** 5-9  
**Class:** Fr.  
**Hometown:** Round Rock, Texas  
**Previous School:** Cedar Ridge H.S.

## Prior to UIW:

**At Cedar Ridge:** Imani Robinson played at Cedar Ridge High School for Kevin Lewis. She was named Newcomer of the Year and Most Improved. Robinson was named Cedar Ridge Offensive Player of the Year and Defensive Players of the Year in the district. She was named the team's MVP. Robinson led her team to the semifinals and three consecutive district championships. She was named to the Academic All-State District.

**Personal:** Imani Robinson is the daughter of Shauna Kittrell and Marcus Wills and is studying business marketing. She has three siblings, Michael, Marcus, and Taryn. Robinson was born October 27, 1997. Robinson is a volunteer for Boysville, Meet the Mission, and Ronald McDonald House.



# #12 Melina Merritt



**Position:** Point Guard  
**Height:** 5-7  
**Class:** Jr.  
**Hometown:** Round Rock, Texas  
**Previous School:** Cedar Ridge H.S.

**2015-16 (Sophomore):** Merritt played in all 29 games making her one of four players to play in every game this season. She had fastastic game against LSU-Alexandria scoring 21 points along with six rebounds and 10 assists and was named the College Sports Madness Southland Player of the Week for her performance. She drained five three-pointers, including two in the final 3:30 to help lead the team to victory at Southeastern Louisiana. She picked up six steals in a win over Sul Ross State and dished out eight assists in a loss to Stephen F. Austin. She scored in double figures in five games and finished the year as the team leader in assists and steals.

**2014-15 (Freshman):** Merritt played in 24 games and made seven starts as a true freshman. She scored 14 points in the season opener against Texas Wesleyan. She has a well-rounded performance against Texas Lutheran with six points, six rebounds, five assists and five steals. She poured in a season high 18 points and had three steals at Abilene Christian and followed that with 15 points at Texas A&M-Corpus Christi. She missed five games due to an injury. She was named to the Southland Conference Commissioner's Honor Roll.

## Prior to UIW:

**At Cedar Ridge:** Merritt played at Cedar Ridge High School for Angela Beck. She was named first team all-district and 5A all-State. She was named Cedar Ridge best offensive player and earned a spot in the "1000-Point Club" by senior year. She led her team to three consecutive state playoffs her sophomore, junior, and senior years. Merritt was named to the Academic all-State team. She was a member of the National Honor Society.

**Personal:** Merritt is the daughter of Rod and Laura Merritt and Leonard and Kathy Casillas and is studying business administration. She has a brother, Bruce, and a sister, Kourtney. She was born September 4, 1995. She is a member of the UIW Business Club and the Golden Key International Honour Society.



# #20 Charmaine McBride

**Position:** Forward  
**Height:** 5-9  
**Class:** Fr.  
**Hometown:** Cedar Park, Texas  
**Previous School:** Vista Ridge H.S.

## Prior to UIW:

**At Vista Ridge:** Charmaine McBride played at Vista Ridge High School for Keith Allen. She was named Academic All-District and Team Leading Rebounder. McBride led her team to two consecutive state semi-finalist and a district championship. She helped Vista Ridge to a 14-0 district record and 34-5 mark overall.

**Personal:** Charmaine McBride is the daughter of Don and Constance McBride and is studying nutrition. She has three brothers, Donald, Calvin, and Darius. McBride was born December 21, 1997. McBride is a volunteer for Boysville, Meet the Mission, Ronald McDonald House, at local children's homes, and UIW sporting events.



# #23 Celia Garcia Paunero



**Position:** Forward  
**Height:** 5-11  
**Class:** Jr.  
**Hometown:** Valladolid, Spain  
**Previous School:** Otero J.C.

**2015-16 (Junior):** Garcia Paunero played in 29 games in her first season as a Cardinal. She was one of four players to participate in every game this season. One of the motivators on the team, Garcia Paunero finished third in minutes played with 747 minutes. Never scored in double figures in a game, but had between 7 and 9 points in nine different games. She grabbed a season high nine rebounds in just 18 minutes against Nicholls.

### Prior to UIW:

**At Otero J.C.:** Garcia Paunero played at Otero Junior College for two seasons. She averaged 20.3 points and 9.7 rebounds per game in 2014-15. She shot 53.7 percent from the field and also led the team with 60 steals. As a freshman, she averaged less than nine minutes per game and scored 3.3 points per game. She earned all-region and All-American honors as a sophomore.

**At IES Julian Marias:** Garcia Paunero attended IES Julian Marias and played on the basketball and tennis teams. She led her team to

a regional title in basketball.

**Personal:** Garcia Paunero is the daughter of Francisco Garcia Alvarez and Ana Isabel Paunero Leon and is studying psychology with a minor in kinesiology. She has a sister, Clara. She is a member of the UIW International Student organization. She was born on October 15, 1995 in Valladolid, Spain. Her father has been a professional basketball coach for 29 years and is currently coaching in Brazil.



# #42 Courtney Cook

**Position:** Center  
**Height:** 6-3  
**Class:** Fr.  
**Hometown:** San Antonio, Texas  
**Previous School:** Brennan H.S.

## Prior to UIW:

**At Brennan:** Courtney Cook played at Brennan High School and was named Newcomer of the Year.

**Personal:** Courtney Cook is the daughter of Marlis Cook and is studying international business. She has one sibling, Morgan. Cook was born January 29, 1998. Cook is a volunteer for Boysville, Meet the Mission, and Ronald McDonald House.



# 2016-17 PREVIEW

On April 13, 2016, Athletic Director John Williams named University of Arkansas Assistant Coach Christy Smith as the seventh head women's basketball coach at the University of the Incarnate Word. Smith takes over a program that is entering its fourth and final year of the transition process from NCAA Division II to Division I. UIW women's basketball has only won seven Southland Conference games in its first three years as a league member, and Coach Smith will look to dramatically change the team's trajectory over its 2016-17 campaign.

The Cardinals are excited to play at full strength this season with the return of Cheyenne Berry, who missed the entire 2015-16 campaign due to injury. In 2013-14, Berry redshirted after transferring from Tarleton State. As a junior with the Texans, she played in 29 games and averaged 8.6 points and 4.2 rebounds, with a .449 field goal percentage. Her veteran leadership is expected to set the tone for a program ready to take the next step towards relevance in the Southland Conference.

Senior forward Celia Garcia Paunero, junior guard Haley Frias and junior guard Melina Merritt

will serve as UIW's upperclassman leaders. Along with Berry, Merritt will serve as the team's floor general. A strong shooter from long-range, Frias will be a stretch guard, and has a number of three-point shooting records in her sights. Garcia Paunero excelled at Otero Junior College, but couldn't produce similar results in her first year as a Cardinal last season. The Valladolid, Spain native will look to up her game as a senior and guide UIW to a successful campaign.

The Cardinals return just 47.8 percent of their scoring from last season, and will need incoming freshmen to take a large role. Freshman guards Imani Robinson and Alexandra Busby-Leija in particular are expected to make significant contributions. A Round Rock native, Robinson was named Newcomer of the Year, Offensive Player of the Year and her district's Defensive Player of the Year at Cedar Ridge High School. She was also named the team's MVP after leading the Raiders to a semifinals appearance and three-consecutive district championships.



# 2015-16 OVERALL STATISTICS

## 2015-16 Women's Basketball Incarnate Word Combined Team Statistics (as of Mar 14, 2017) All games

RECORD:	OVERALL	HOME	AWAY	NEUTRAL
ALL GAMES	6-23	3-12	3-11	0-0
CONFERENCE	3-15	0-9	3-6	0-0
NON-CONFERENCE	3-8	3-3	0-5	0-0

#	Player	gp-gs	min	avg	Total		3-Point		F-Throw		Rebounds				pf	dq	a	to	blk	stl	pts	avg
					fg-fga	fg%	3fg-fga	3fg%	ft-fga	ft%	off	def	tot	avg								
20	Adams, Aricka	26-23	772	29.7	123-292	.421	27-78	.346	62-82	.756	27	67	94	3.6	73	3	62	81	6	37	335	12.9
05	Williams, Brianna	28-19	700	25.0	101-288	.351	27-91	.297	81-114	.711	18	82	100	3.6	77	3	45	78	1	20	310	11.1
25	Maosa, Yvonne	28-22	661	23.6	90-184	.489	1-2	.500	70-95	.737	76	89	165	5.9	83	3	18	62	6	26	251	9.0
12	Merritt, Melina	29-26	798	27.5	61-193	.316	23-85	.271	38-54	.704	12	60	72	2.5	77	2	85	105	2	44	183	6.3
24	Baker, Quincy	29-18	654	22.6	79-171	.462	0-1	.000	24-50	.480	51	88	139	4.8	79	2	17	56	19	26	182	6.3
10	Frias, Haley	29-14	724	25.0	49-143	.343	34-108	.315	7-8	.875	0	41	41	1.4	40	0	37	45	1	9	139	4.8
23	Garcia Paunero, Celia	29-16	747	25.8	45-121	.372	16-58	.276	15-23	.652	41	77	118	4.1	45	0	30	44	1	22	121	4.2
22	Franks, Jordan	20-5	390	19.5	30-59	.508	0-2	.000	19-26	.731	35	36	71	3.6	24	0	16	19	0	16	79	4.0
03	Johnson, Katelynn	11-2	190	17.3	12-61	.197	7-35	.200	4-6	.667	4	12	16	1.5	15	0	7	21	1	1	35	3.2
04	Ajeto, Tanjunique	15-0	153	10.2	10-26	.385	0-0	.000	8-14	.571	9	11	20	1.3	15	0	11	17	0	4	28	1.9
32	Birmingham, Breanna	2-0	12	6.0	2-7	.286	0-2	.000	2-2	1.000	1	4	5	2.5	1	0	0	0	0	0	6	3.0
31	Torres, Aneya	1-0	0	0.0	0-0	.000	0-0	.000	0-0	.000	0	0	0	0.0	0	0	0	0	0	0	0	0.0
Team											56	70	126				14					
Total.....		29	5801		602-1545	.390	135-462	.292	330-474	.696	330	637	967	33.3	529	13	328	542	37	205	1669	57.6
Opponents.....		29	5800		702-1634	.430	141-451	.313	340-502	.677	369	676	1045	36.0	499	-	386	479	91	301	1885	65.0

TEAM STATISTICS	UIW	OPP	Date	Opponent	Score	Att.
SCORING	1669	1885	11/13/15	LSU-ALEXANDRIA	w 96-59	836
Points per game	57.6	65.0	11/17/15	at Colorado State	L 37-60	688
Scoring margin	-7.4	-	11/19/15	SUL ROSS STATE	w 54-35	335
FIELD GOALS-ATT	602-1545	702-1634	11/23/15	HOWARD PAYNE	w 78-65	222
Field goal pct	.390	.430	12/03/15	UT RIO GRANDE VALLEY	L 50-68	206
3 POINT FG-ATT	135-462	141-451	12/05/15	at Trinity	L 55-61	154
3-point FG pct	.292	.313	12/07/15	HOUSTON	L 51-67	502
3-pt FG made per game	4.7	4.9	12/10/15	at Purdue	L 27-95	5480
FREE THROWS-ATT	330-474	340-502	12/14/15	at Texas Tech	L 55-70	3096
Free throw pct	.696	.677	12/17/15	at UT Rio Grande Valley	L 47-60	711
F-Throws made per game	11.4	11.7	12/21/15	NORTH TEXAS	L 55-62	255
REBOUNDS	967	1045	* 01/02/16	SAM HOUSTON STATE	L 60-65	335
Rebounds per game	33.3	36.0	* 01/07/16	at New Orleans	L 49-55	261
Rebounding margin	-2.7	-	* 01/09/16	NORTHWESTERN STATE	L 48-53	284
ASSISTS	328	386	* 01/16/16	at Southeastern La.	w 70-66	457
Assists per game	11.3	13.3	* 01/20/16	at McNeese	w 68-55	357
TURNOVERS	542	479	* 01/23/16	ABILENE CHRISTIAN	L 71-86	524
Turnovers per game	18.7	16.5	* 01/27/16	A&M-CORPUS CHRISTI	L 56-57	435
Turnover margin	-2.2	-	* 01/30/16	NICHOLLS	L 64-66	187
Assist/turnover ratio	0.6	0.8	* 02/03/16	at Nicholls	w 63-61	513
STEALS	205	301	* 02/06/16	at Lamar University	L 49-59	888
Steals per game	7.1	10.4	* 02/11/16	at Stephen F. Austin	L 62-74	681
BLOCKS	37	91	* 02/13/16	CENTRAL ARKANSAS	L 57-76	804
Blocks per game	1.3	3.1	* 02/18/16	HOUSTON BAPTIST	L 61-62	450
ATTENDANCE	6619	15545	* 02/20/16	at Texas A&M-Corpus Christi	L 55-69	520
Home games-Avg/Game	15-441	14-1110	* 02/24/16	STEPHEN F. AUSTIN	L 66-82	568
Neutral site-Avg/Game	-	0-0	* 02/27/16	LAMAR UNIVERSITY	L 61-67	676
Score by Periods	1st	2nd	3rd	4th	Totals	
Incarnate Word	381	399	432	457	1669	
Opponents	458	449	472	506	1885	
* - Conference game						

# 2015-16 CONFERENCE STATISTICS

## 2015-16 Women's Basketball Incarnate Word Combined Team Statistics (as of Mar 14, 2017) Conference games

RECORD:	OVERALL	HOME	AWAY	NEUTRAL
ALL GAMES	3-15	0-9	3-6	0-0
CONFERENCE	3-15	0-9	3-6	0-0
NON-CONFERENCE	0-0	0-0	0-0	0-0

#	Player	gp-gs	min	Total		3-Point		F-Throw		Rebounds				pf	dq	a	to	blk	stl	pts	avg				
				fg-fga	fg%	3fg-fga	3fg%	ft-fa	ft%	off	def	tot	avg												
20	Adams, Aricka	17-17	519	30.5	86-196	.439	19-50	.380	47-61	.770	14	43	57	3.4	47	2	41	47	1	22	238	14.0			
25	Maosa, Yvonne	18-18	484	26.9	76-144	.528	1-2	.500	54-65	.831	49	55	104	5.8	58	3	10	41	1	21	207	11.5			
05	Williams, Brianna	17-10	420	24.7	49-162	.302	11-45	.244	57-78	.731	10	56	66	3.9	44	2	35	45	1	15	166	9.8			
12	Merritt, Melina	18-17	501	27.8	41-120	.342	17-58	.293	18-31	.581	7	35	42	2.3	46	2	50	64	2	27	117	6.5			
24	Baker, Quincy	18-10	398	22.1	51-101	.505	0-0	.000	14-29	.483	32	57	89	4.9	54	1	10	35	9	16	116	6.4			
10	Frias, Haley	18-8	507	28.2	37-108	.343	26-81	.321	6-6	1.000	0	30	30	1.7	29	0	29	35	1	6	106	5.9			
23	Garcia Paunero, Celia	18-9	456	25.3	25-60	.417	8-33	.242	8-9	.889	14	48	62	3.4	30	0	19	30	1	13	66	3.7			
22	Franks, Jordan	11-1	217	19.7	14-29	.483	0-1	.000	10-13	.769	13	16	29	2.6	10	0	5	10	0	5	38	3.5			
04	Ajeto, Tanjunique	10-0	98	9.8	4-12	.333	0-0	.000	2-6	.333	7	6	13	1.3	10	0	9	11	0	2	10	1.0			
31	Torres, Aneya	1-0	0	0.0	0-0	.000	0-0	.000	0-0	.000	0	0	0	0.0	0	0	0	0	0	0	0	0.0			
Team											35	43	78												7
Total.....		18	3600	383-932		.411	82-270	.304	216-298	.725	181	389	570	31.7	328	10	208	325	16	127	1064	59.1			
Opponents.....		18	3600	450-1003		.449	86-268	.321	197-304	.648	215	406	621	34.5	304	-	230	282	54	184	1183	65.7			

TEAM STATISTICS	UIW	OPP	Date	Opponent	Score	Att.
SCORING	1064	1183	* 01/02/16	SAM HOUSTON STATE	L 60-65	335
Points per game	59.1	65.7	* 01/07/16	at New Orleans	L 49-55	261
Scoring margin	-6.6	-	* 01/09/16	NORTHWESTERN STATE	L 48-53	284
FIELD GOALS-ATT	383-932	450-1003	* 01/16/16	at Southeastern La.	W 70-66	457
Field goal pct	.411	.449	* 01/20/16	at McNeese	W 68-55	357
3 POINT FG-ATT	82-270	86-268	* 01/23/16	ABILENE CHRISTIAN	L 71-86	524
3-point FG pct	.304	.321	* 01/27/16	A&M-CORPUS CHRISTI	L 56-57	435
3-pt FG made per game	4.6	4.8	* 01/30/16	NICHOLLS	L 64-66	187
FREE THROWS-ATT	216-298	197-304	* 02/03/16	at Nicholls	W 63-61	513
Free throw pct	.725	.648	* 02/06/16	at Lamar University	L 49-59	888
F-Throws made per game	12.0	10.9	* 02/11/16	at Stephen F. Austin	L 62-74	681
REBOUNDS	570	621	* 02/13/16	CENTRAL ARKANSAS	L 57-76	804
Rebounds per game	31.7	34.5	* 02/18/16	HOUSTON BAPTIST	L 61-62	450
Rebounding margin	-2.8	-	* 02/20/16	at Texas A&M-Corpus Christi	L 55-69	520
ASSISTS	208	230	* 02/24/16	STEPHEN F. AUSTIN	L 66-82	568
Assists per game	11.6	12.8	* 02/27/16	LAMAR UNIVERSITY	L 61-67	676
TURNOVERS	325	282	* 03/02/16	at Abilene Christian	L 58-66	1231
Turnovers per game	18.1	15.7	* 03/05/16	at Houston Baptist	L 46-64	508
Turnover margin	-2.4	-	* - Conference game			
Assist/turnover ratio	0.6	0.8				
STEALS	127	184				
Steals per game	7.1	10.2				
BLOCKS	16	54				
Blocks per game	0.9	3.0				
ATTENDANCE	4263	5416				
Home games-Avg/Game	9-474	9-602				
Neutral site-Avg/Game	-	0-0				

Score by Periods	1st	2nd	3rd	4th	Totals
Incarnate Word	247	251	257	309	1064
Opponents	290	269	301	323	1183

# CARDINALS AWARD WINNERS

## 1980-81

Rogenia Reed - All-America

## 1981-82

Rogenia Reed - All-America

## 1987-88

Lynn Costanza - NLCAA All-America, NAIA All-District (1)

## 1988-89

Lynn Costanza - Heart of Texas (1)  
Vicki Lee - NAIA All-District (1), Heart of Texas (1)

## 1989-90

Lynn Costanza - NAIA All-District (1), Heart of Texas (1), NAIA Academic All-District (1)  
Vicki Lee - Heart of Texas (1)

## 1990-91

Elisa Bel - Heart of Texas Academic Excellence, NAIA District Academic Excellence  
Holly Halpin - Heart of Texas Academic Excellence, NAIA District Academic Excellence  
Kelli Hesse - Heart of Texas Academic Excellence, NAIA District Academic Excellence  
Michelle Lach - Heart of Texas Academic Excellence, NAIA District Academic Excellence  
Cindy Main - Heart of Texas (1)  
Stephanie Wiatrek - NAIA All-America Scholar-Athlete, Heart of Texas (1), Heart of Texas Academic Excellence, NAIA District Academic Excellence

## 1991-92

Holly Halpin - Heart of Texas Academic Excellence, NAIA District Academic Excellence  
Kelli Hesse - Heart of Texas Academic Excellence, NAIA District Academic Excellence  
Barbara Hunt - Heart of Texas Academic Excellence, NAIA District Academic Excellence  
Maria Losoya - Heart of Texas Academic Excellence, NAIA District Academic Excellence  
Cindy Main - NAIA All-District (HM), Heart of Texas (1)  
Angela Tschoepe - Heart of Texas Academic Excellence, NAIA District Academic Excellence

## 1992-93

Olga Barrientos - Heart of Texas (1), Heart of Texas Academic Excellence, NAIA District

## Academic Excellence

Mary Alice Guerra - Heart of Texas Academic Excellence, NAIA District Academic Excellence

Shannon Hahn - Heart of Texas Freshman of the Year, Heart of Texas Academic Excellence, NAIA District Academic Excellence

Holly Halpin - NAIA All-America Scholar-Athlete, Heart of Texas Academic Excellence, NAIA District Academic Excellence

Kelli Hesse - NAIA All-America Scholar-Athlete, Heart of Texas Academic Excellence, NAIA District Academic Excellence

Maria Losoya - Heart of Texas Academic Excellence, NAIA District Academic Excellence

Cindy Main - NAIA All-District (1), Heart of Texas (1)

Sara Stimson - Heart of Texas Academic Excellence, NAIA District Academic Excellence

Angela Tschoepe - Heart of Texas Academic Excellence, NAIA District Academic Excellence

## 1993-94

Mary Anne Brooks - Heart of Texas Academic Excellence

Tamara Grace - Heart of Texas Academic Excellence

Shannon Hahn - Heart of Texas (1), Heart of Texas Academic Excellence

Kim Johnson - Heart of Texas Academic Excellence

Marianne McBride - Heart of Texas Academic Excellence

Kristin Polansky - Heart of Texas Academic Excellence

Sara Stimson - Heart of Texas Academic Excellence

Angela Tschoepe - Heart of Texas Academic Excellence

Ginger Wade - Heart of Texas Academic Excellence

Shantel Wilkins - Heart of Texas (1), Heart of Texas Academic Excellence

## 1994-95

Mary Anne Brooks - Heart of Texas Academic Excellence

Karyn Gabriel - Heart of Texas Academic Excellence

Tamara Grace - Heart of Texas Academic Excellence

Tania Grace - Heart of Texas (1)

Shannon Hahn - CoSIDA Academic All-District (1), Heart of Texas Academic Excellence

Kim Johnson - Heart of Texas (1)

Marianne McBride - Heart of Texas Academic Excellence

Kristin Polansky - Heart of Texas Academic Excellence

Sara Stimson - Heart of Texas (1), Heart of Texas Academic Excellence

Angela Tschoepe - Heart of Texas Academic Excellence

Shantel Wilkins - Kodak All-America (1), Heart of Texas (1)

## 1995-96

Mary Anne Brooks - Heart of Texas (1)

Jenny Carnes - Heart of Texas Academic Excellence

Stacy Duffell - Heart of Texas Academic Excellence

Karyn Gabriel - Heart of Texas Academic Excellence

Shannon Hahn - Heart of Texas Academic Excellence

Kim Johnson - Heart of Texas Academic Excellence

Kristin Polansky - NAIA All-America Scholar-Athlete, Heart of Texas Academic Excellence

Shantel Wilkins - Kodak All-America (HM), Heart of Texas (1), Heart of Texas Academic Excellence

Stacy Young - Kodak All-America (HM), Heart of Texas Most Valuable Player, Heart of Texas (1), Heart of Texas Academic Excellence

Shantel Wilkins - Heart of Texas (1), Heart of Texas Academic Excellence

## 1996-97

Mary Anne Brooks - Heart of Texas Academic Excellence

Jenny Carnes - Heart of Texas Academic Excellence

Stacy Duffell - Heart of Texas Academic Excellence

Ty Fontenette - Heart of Texas (1)

Kim Johnson - Heart of Texas Academic Excellence

Lydia Matthews - Heart of Texas Academic Excellence

Dawn Neumann - Heart of Texas Academic Excellence

Tamara Peavy - Heart of Texas Academic Excellence

Kristin Polansky - NAIA All-America Scholar-

# CARDINALS AWARD WINNERS

Athlete, Heart of Texas (1), Heart of Texas Academic Excellence  
Shantel Wilkins - Heart of Texas (1), Heart of Texas Academic Excellence  
Stacy Young - Heart of Texas (1)

## 1997-98

Jenny Carnes - NAIA All-America Scholar-Athlete, CoSIDA Academic All-District (2), Heart of Texas Academic Excellence, Heart of Texas (1), Heart of Texas Player of the Week (2)  
Tessa Davis - Heart of Texas Academic Excellence  
Stacy Duffell - NAIA All-America Scholar-Athlete, Heart of Texas Academic Excellence  
Ty Fontenette - Heart of Texas (1)  
Kylie Nabors - Heart of Texas Academic Excellence, Heart of Texas (1), Heart of Texas Freshman of the Year, Heart of Texas Player of the Week (2)  
Dawn Neumann - Heart of Texas Academic Excellence  
Marloes Roetgerink - Heart of Texas Academic Excellence  
Teresa Snowden - Heart of Texas Academic Excellence

## 1998-99

Jenny Carnes - NAIA All-America (3), All-America Farm Team, CoSIDA Academic All-District (1), UIW Student-Athlete of the Year, Heart of Texas Most Valuable Player, Heart of Texas (1), Heart of Texas Player of the Week  
Stacy Duffell - UIW Female Athlete of the Year, Heart of Texas Defensive Player of the Year  
Tamika Mims - NAIA Player of the Week, Heart of Texas Player of the Week  
Kylie Nabors - CoSIDA Academic All-District (2), Heart of Texas (1), Heart of Texas Player of the Week (2)  
Marloes Roetgerink - Heart of Texas (1), Heart of Texas Player of the Week (2)  
Sally Walling Brooks - Heart of Texas Coach of the Year, WBCA NAIA District 2 Coach of the Year

## 1999-00

Stephanie Baublitz - Heart of Texas (1), Heart of Texas Player of the Week  
Stacy Duffell - Sears Director's Cup Post-

Season Scholarship  
Dawn Freisenhahn - Heart of Texas Emil S. Liston Award, Heart of Texas A.O. Duer Award  
Esponosha Gilliam - Heart of Texas (1)  
Kylie Nabors - CoSIDA Academic All-District (1), Heart of Texas (1), Heart of Texas Player of the Week, UIW Student-Athlete of the Year  
Marloes Roetgerink - Heart of Texas (1)  
Tracye Simpson - CoSIDA Academic All-District (3)

## 2000-01

Melissa Barrera - Heartland (2)  
Stephanie Baublitz - Heartland Commissioner's Honor Roll  
Monique Hodges - Heartland Commissioner's Honor Roll  
Camille Marshall - Heartland President's Honor Roll  
Tracye Simpson - CoSIDA Academic All-District (2), Heartland President's Honor Roll, UIW Student-Athlete of the Year  
Kristal Toscano - Heartland Commissioner's Honor Roll  
Michelle Viverette - Heartland President's Honor Roll

## 2001-02

Hilary Akromis - Heartland President's Honor Roll  
Brandi Cross - Heartland President's Honor Roll  
Camille Marshall - Heartland President's Honor Roll  
Amy Mueller - Heartland (2), Heartland Freshman of the Year, Heartland Player of the Week  
Kristal Toscano - Heartland Commissioner's Honor Roll  
Terri Twilligear - Heartland President's Honor Roll  
Michelle Viverette - Heartland (2), Heartland President's Honor Roll, UIW Student-Athlete of the Year  
April Walker - Heartland (HM), Heartland Player of the Week

## 2002-03

Amy Mueller - Heartland (2), Heartland Player of the Week  
Blair Redmon - Heartland (HM)

Michelle Viverette - Heartland Student-Athlete of the Year, Heartland (2), Heartland Player of the Week

## 2003-04

Morgan Bridgers - Heartland (HM), Heartland Player of the Week  
Amy Mueller - Heartland (1), Heartland Player of the Week  
Blair Redmon - Heartland (HM)  
Terri Twilligear - Heartland Player of the Week

## 2004-05

Morgan Bridgers - Heartland (HM), Heartland Player of the Week  
Amy Mueller - Heartland (1)  
Erika Pink - Heartland (2), Heartland Newcomer of the Year, Heartland Player of the Week  
Lacey Shindler - Heartland Player of the Week

## 2005-06

Julie Dahl - Heartland President's Honor Roll  
Elise Denoux - Heartland President's Honor Roll  
Danielle Farriel - Heartland (HM), Heartland Commissioner's Honor Roll  
Viviana Hernandez - Heartland President's Honor Roll  
Tiffany Lopez - Heartland Commissioner's Honor Roll  
Erika Pink - Heartland (1)  
Kim Robinson - Heartland (2), Heartland Commissioner's Honor Roll  
Jackie Sova - Heartland President's Honor Roll

## 2006-07

Brittany Hardy - Heartland (HM), Heartland Player of the Week  
Viviana Hernandez - Heartland President's Honor Roll  
Tiffany Lopez - Heartland Commissioner's Honor Roll  
Katrina Mays - Heartland Commissioner's Honor Roll  
Kim Robinson - Heartland Commissioner's Honor Roll  
Lacey Shindler - Heartland Commissioner's Honor Roll  
Ieasha Sledge - Heartland (2), Heartland

# CARDINALS AWARD WINNERS

## Player of the Week

Keisha Smith - Heartland Commissioner's Honor Roll

Jackie Sova - Heartland President's Honor Roll

Nia Torru - Heartland (1), Heartland Freshman of the Year, Heartland Player of the Week

## 2007-08

Hayley Harvey - Heartland (HM), Heartland Commissioner's Honor Roll, Heartland All-Tournament

Kim Robinson - Heartland (1), Heartland Defensive Player of the Year, Heartland Commissioner's Honor Roll

Nia Torru - NCAA DII ADA Academic Achievement Award, Heartland (1), Heartland President's Honor Roll

## 2008-09

Hayley Harvey - Heartland (HM), Heartland Player of the Week

Cinnamon Kava - Heartland (2), Heartland Player of the Week

Jasmine Smith - Heartland Tournament Most Valuable Player

Edricka Thomas - Heartland All-Tournament  
Nia Torru - CoSIDA Academic All-District (1), Heartland (1), Heartland Player of the Year, Heartland Player of the Week (4)

## 2009-10

Hayley Harvey - Heartland (2), Heartland Player of the Week

Cinnamon Kava - Heartland (HM), Heartland Player of the Week

Angela Lawson - Heartland Coach of the Year

Jasmine Smith - Heartland (HM), Heartland All-Tournament

Nia Torru - Heartland Player of the Year, Heartland (1), Heartland Player of the Week (5), Heartland All-Tournament, Daktronics South Central Region (2), CoSIDA Academic All-District (2)

## 2010-11

Katy Cooke - Lone Star South (HM)

Ify Mora - Lone Star South (2), Lone Star South Defensive Player of the Year

Chloe Wallace - Lone Star South (HM)

## 2011-12

Katy Cooke - Lone Star (2)

Kaylin Dugie - Lone Star Commissioner's Honor Roll

Ashlyn Green - Lone Star All-Tournament

Jocelyn Jarmon - Lone Star All-Tournament

Ify Mora - Lone Star (HM), Lone Star Academic Team, Lone Star Commissioner's Honor Roll

Kosi Mora - Lone Star Commissioner's Honor Roll

Laura Shelton - Lone Star Commissioner's Honor Roll

## 2012-13

Joslinn Douglass - Lone Star Newcomer of the Year

Ashlyn Green - Lone Star Defensive Player of the Year, Lone Star (1), Lone Star Defensive Player of the Week (3), Lone Star Offensive Player of the Week

Ify Mora - CoSIDA Academic All-District (1), D2ADA Academic Achievement Award, Lone Star Academic Player of the Year, Lone Star Commissioner's Honor Roll

Kosy Mora - D2ADA Academic Achievement Award, Lone Star All-Academic Team, Lone Star Commissioner's Honor Roll

Katie Novak - D2ADA Academic Achievement Award, Lone Star Commissioner's Honor Roll

## 2013-14

Cheyenne Berry - Southland Commissioner's Honor Roll

Michelle Hale - Southland Commissioner's Honor Roll

Natalie Hessong - Southland Commissioner's Honor Roll

Anita Kaduru - Southland Commissioner's Honor Roll

Ify Mora - CoSIDA Academic All-America (3), CoSIDA Academic All-District (1), Southland All-Academic (1), Southland Commissioner's Honor Roll

Kosy Mora - CoSIDA Academic All-District (1), Southland All-Academic (1), Southland Commissioner's Honor Roll

Katie Novak - Southland Commissioner's Honor Roll

Rose Whitehead - College Sports Madness Southland (4)

## 2014-15

Quincy Baker - Southland Commissioner's Honor Roll

Cheyenne Berry - Southland Commissioner's Honor Roll

Shanise Brooks - Southland Commissioner's Honor Roll

Jordan Franks - Southland Commissioner's Honor Roll

Haley Frias - Southland Commissioner's Honor Roll

Yvonne Maosa - Southland Commissioner's Honor Roll

Melina Merritt - Southland Commissioner's Honor Roll

Krystal Ochulo - Southland Commissioner's Honor Roll

Alyssa Ward - Southland Commissioner's Honor Roll

## 2015-16

Quincy Baker - Southland Commissioner's Honor Roll

Cheyenne Berry - Southland Commissioner's Honor Roll

Shanise Brooks - Southland Commissioner's Honor Roll

Haley Frias - Southland Commissioner's Honor Roll

Celia Garcia Paunero - Southland Commissioner's Honor Roll

Yvonne Maosa - Southland Commissioner's Honor Roll

Melina Merritt - Southland Commissioner's Honor Roll

Brianna Williams - Southland Commissioner's Honor Roll

1 - First Team

2 - Second Team

3 - Third Team

4 - Fourth Team

HM - Honorable Mention

# ALL-TIME JERSEY NUMBERS

<b>00</b>		Ruby Resendez	1993-94	<b>21</b>	
Shannon Hahn	1995-96	Elise Denoux	2002-06	Janet Small	1987-88
Cheryl Peterson	1996-98	Keisha Smith	2006-07	Vicki Lee	1989-91
Camille Marshall	1998-02	Marissa Shinsky	2009-10	Kristin Polansky	1993-94
Blair Redmon	2002-04	Ashlyn Green	2011-13	Ty Fontenette	1997-98
Lacey Shindler	2004-07	Alyssa Ward	2013-15	Jaclyn Nowlin	1998-00
LaShae Woodard	2008-10	Imani Robinson	2016-17	Terri Twilligear	2000-04
Cheyenne Berry	2016-17			Jasmine Smith	2008-10
		<b>12</b>		Brittany Jackson	2010-11
<b>2</b>		Donna Lloyd	1986-89	Jocelyn Jarmon	2011-12
Rose Whitehead	2010-14	Kelli Hesse	1989-90	Jazmine Kirby	2016-17
Cassandra Ramirez	2016-17	Elisa Bel	1990-91		
		Lori Stark	1991-93	<b>22</b>	
<b>3</b>		Sara Stimson	1993-95	Anna Jones	1986-90
Amy Mueller	2001-05	Ty Fontenette	1995-97	Michelle Lach	1990-91
Edricka Thomas	2008-09	Nicole Rogers	1998-00	Angela Tschoepe	1991-95
Jazmine Holman	2014-15	Vanessa Botello	2000-01	Dawn (Neumann) Freisenhahn	1996-00
Alexandra Busby-Leija	2016-17	leasha Sledge	2005-08	Terri Twilligear	2001-02
		Katy Cooke	2010-13	Viviana Hernandez	2004-05
<b>4</b>		Melina Merritt	2014-17	Natasha Warren	2005-06
Ifunanya Mora	2010-14			Nia Torru	2006-10
Tanjunique Ajeto	2015-17	<b>13</b>		Jordan Franks	2015-16
		Katie Novak	2012-14		
<b>5</b>		<b>14</b>		<b>23</b>	
Kristen Horde	2008-10	Diana Garcia	1986-89	Jody Hawk	1986-87
Kiana Orise	2011-12	Heather Wolf	2003-05	Tammy Turner	1987-88
Lauren McKinney	2012-13	Kim Robinson	2005-08	Joni Luna	1989-93
Anita Kaduru	2013-14			Tamara Grace	1993-95, 96-97
Brianna Williams	2015-16	<b>15</b>		Kylie Nabors	1997-00
		Elena Favela	1997-98	Janina Lopez	2000-01
<b>10</b>		Lindsay Perez	2001-05	Nicole Archuleta	2003-04
Kathy Maki	1986-87	Taylor Murray	2010-11	Jackie Sova	2005-07
Ruby Lopez	1990-91	Michelle Hale	2012-14	Brittany Jackson	2009-10
Mary Guerra	1991-93			Chloe Wallace	2010-12
Karyn Gabriel	1994-96	<b>20</b>		Amanda Montoya	2012-13
Krystal Toscano	1998-03	Rita Landvogt	1986-87	Samantha Swarts	2014-15
Danese Baker	2003-05	Jeanne Taylor	1988-89	Celia Garcia Paunero	2015-17
Danielle Farriel	2005-07	Holly Halpin	1990-93		
Danielle Aguilar	2007-09	Kim Johnson	1993-97	<b>24</b>	
Katherine Frost	2009-10	Tracye Simpson	1998-01	Stephanie Rhodes	1986-88
Haley Capestany	2012-13	Erica Sosa	2008-10	Margo Susch	1988-90
Natalie Hessong	2013-14	Joslinn Douglass	2012-14	Bonnie Maynes	1990-91
Haley Frias	2014-17	Aricka Adams	2014-16	Maria Huerta	1991-93
		Charmaine McBride	2016-17	Tania Grace	1993-95
<b>11</b>				Marloes Roetgerink	1998-00
Sophie Wendeborn	1986-89			Saree Meccage	2000-01
Obie Barrientos	1989-93			Kosisio Mora	2011-14

# ALL-TIME JERSEY NUMBERS

Quincy Baker	2014-17	Brittany Hardy	2006-08	Stephanie Baublitz	1999-01
<b>25</b>		Brittney Bennett	2009-10	<b>50</b>	
Melissa Barrera	1997-01	Kaylin Dugie	2010-12	Joy Davis	1994-95
Monique Hodges	2001-02	Dani Parks	2012-13	Morgan Bridgers	2001-05
Erica Green	2005-07	Shanise Brooks	2014-16	Viviana Hernandez	2005-07
Keisha Greenwood	2007-09	<b>34</b>		<b>51</b>	
Amy Wilson	2009-10	Laura Negrete	1988-93	Marloes Roetgerink	1997-98
Michelle Hale	2011-12	Shantel Wilkins	1993-97	<b>52</b>	
Yvonne Maosa	2014-16	Laura Thompson	2001-02	Lauren Shelton	2011-12
<b>30</b>		Tiffany Lopez	2004-07		
Tina Guerrero	1986-90	Shelby Leineweber	2013-14	<b>54</b>	
Kelli Hesse	1990-93	<b>40</b>		Shamika Buckley	2002-04
Mary Anne Brooks	1993-97	Stephanie Wiatrek	1987-88	<b>55</b>	
Michelle Viverette	1999-03	Cari Ramsay	1988-89	Megan Holden	2007-08
Julie Dahl	2004-06	Cindy Main	1989-93		
Hayley Harvey	2006-10	Stacy Young	1995-97		
Ashley Pfaff	2010-11	Vershonda Williams	2001-02		
<b>31</b>		Nikki Brown	2008-10		
Terri Kurz	1989-91	<b>41</b>			
April Lawson	1991-94	Lynn Constanza	1987-90		
Danelle Evans	2001-03	Bonnie Maynes	1990-91		
Eliana Mijangos	2008-09	Barbara Hunt	1991-93		
Sarah Bullock	2009-10	Shannon Hahn	1993-95		
Aneya Torres	2015-16	Stacy Duffell	1995-99		
<b>32</b>		Brandi Cross	2000-03		
Gwen Hornback	1986-88	Aarin West	2003-04		
Kim Lutz	1988-91	Jessica Diamond	2004-05		
Patricia Mora	1991-93	Cheyenne Berry	2015-16		
Ginger Wade	1993-94	<b>42</b>			
Teresa Snowden	1997-99	Marianne McBride	1993-95		
April Walker	2001-03	Jenny Carnes	1995-99		
Erika Pink	2004-06	Monique Hodges	1999-01		
Cinnamon Kava	2006-10	Katrina Mays	2006-08		
Breanna Birmingham	2014-16	Courtney Cook	2016-17		
<b>33</b>		<b>43</b>			
Stephanie Wiatrek	1988-91	Madison Killingsworth	2008-09		
Chiquis Losoya	1991-94	<b>44</b>			
Kristin Polansky	1995-97	Tamika Mims	1997-99		
Esponosha Gilliam	1999-00	<b>45</b>			
Patrice Hills	2000-01	Kristin Polansky	1994-95		
Hilary Akromis	2001-03				
Natasha Warren	2004-05				

# CARDINALS RECORD BOOK

## POINTS

Career	1,778	Nia Torru	2006-10
Season	545	Nia Torru	2008-09
Game	40	Lynn Costanza	11/21/87 at Judson

## FIELD GOALS

Career	616	Nia Torru	2006-10
Season	212	Lynn Costanza	1987-88
Game	18	Lynn Costanza	11/21/87 at Judson

## FIELD GOALS ATTEMPTED

Career	1,445	Amy Mueller	2001-05
Season	518	Lynn Costanza	1987-88
Game	35	Vicki Lee	11/26/90 vs Schreiner

## FIELD GOAL PERCENTAGE

Career	.577	Tamika Mims	1997-99
Season	.605	Marloes Roetgerink	1998-99
Game	1.000 (8-8)	Tania Grace	11/22/94 vs Huston-Tillotson
	1.000 (8-8)	Lindsay Perez	2/9/02 vs Rockhurst

## THREE-POINT FIELD GOALS

Career	206	Nia Torru	2006-10
Season	79	Haley Frias	2015-16
Game	8	Cinnamon Kava	12/18/08 at Harding
	8	Natalie Hessong	11/20/13 vs OLLU

## THREE-POINT FIELD GOALS ATTEMPTED

Career	582	Nia Torru	2006-10
Season	235	Haley Frias	2015-16
Game	14	Amy Mueller	2/28/02 vs St. Mary's
		Cinnamon Kava	12/18/08 at Harding
		Haley Frias	12/15/14 vs Our Lady of the Lake

## THREE-POINT FIELD GOAL PERCENTAGE

Career	.435	Kylie Nabors	1997-00
Season	.436	Nia Torru	2008-09
Game	1.000 (5-5)	Mary Anne Brooks	2/10/96 at St. Edward's

## FREE THROWS

Career	410	Ify Mora	2010-14
Season	131	Ify Mora	2013-14
Game	15	Cindy Main	2/5/92 vs Texas Wesleyan

## FREE THROWS ATTEMPTED

Career	585	Ify Mora	2010-14
Season	192	Stephanie Wiatrek	1990-91
Game	24	Lynn Costanza	2/24/88 vs St. Mary's

## FREE THROW PERCENTAGE

Career	.851	Kylie Nabors	1997-00
Season	.900	Kylie Nabors	1998-99
Game	1.000 (11-11)	Kylie Nabors	11/20/99 vs Angelo State
	1.000 (11-11)	Nia Torru	12/30/07 vs Montevallo

## REBOUNDS

Career	990	Lynn Costanza	1987-90
Season	355	Lynn Costanza	1988-89
Game	22	Stephanie Wiatrek	1/30/91 vs Texas Wesleyan

## ASSISTS

Career	433	Ty Fontenette	1995-98
Season	197	Sara Stimson	1994-95
Game	18	Ty Fontenette	11/29/97 vs Biola

## STEALS

Career	280	Shantel Wilkins	1993-97
Season	98	Ty Fontenette	1995-96
Game	9	Anna Jones	12/10/88 vs Concordia-Texas
	9	Ashlyn Green	11/13/12 vs Our Lady of the Lake

## TURNOVERS

Career	339	Amy Mueller	2001-05
Season	122	Sara Stimson	1994-95
Game	12	Amy Mueller	1/2/02 at UT-Pan American

## BLOCKS

Career	66	Ify Mora	2010-14
Season	31	Nikki Brown	2008-09
Game	6	Shamieka Buckley	1/9/03 vs Lincoln
	6	Ify Mora	2/13/13 vs Texas A&M-Commerce

## MINUTES PLAYED

Game	60	Amy Mueller	2/24/05 vs St. Edward's
------	----	-------------	-------------------------

## POINTS

Season	2,687		1988-89
Season Avg.	81.1		1995-96
Game	126		1/11/89 at Austin College
Fewest Game	27		12/10/15 at Purdue
Combined Game	215	11/18/95; Howard Payne	111, UIW 104
Margin of Victory	88	12/10/99 vs American	Puerto-Rico (109-21)

## VICTORIES

Most	25		1998-99
Fewest	4		
Consecutive	18		1998-99
Consecutive Losses	11		1990-91

## FIELD GOALS

Season	1073		1988-89
Game	55		12/10/88 vs Austin College

## FIELD GOALS ATTEMPTED

Season	2,683		1988-89
Game	105		12/10/88 vs Austin College

# CARDINALS RECORD BOOK

<b>FIELD GOAL PERCENTAGE</b>			Game	65	11/19/94 vs Sul Ross State
Season	.475	1998-99	<b>ASSISTS</b>		
Game	.696 (32-46)	12/1/92 at Concordia-Texas	Season	621	1994-95
<b>THREE-POINT FIELD GOALS</b>			Game	41	1/20/89 vs University of Dallas
Season	169	1994-95	<b>Turnovers</b>		
Game	12	1/23/99 vs Concordia-Texas	Season	612	1993-94
	12	1/12/02 at Rockhurst	Game	37	11/15/91 at Schreiner
<b>THREE-POINT FIELD GOALS ATTEMPTED</b>				37	12/11/99 vs Southeastern Oklahoma
Season	558	1994-95	Fewest Season	412	2005-06
Game	33	2/8/95 at Texas Wesleyan	<b>BLOCKS</b>		
<b>THREE-POINT FIELD GOAL PERCENTAGE</b>			Season	82	2009-10
Season	.394	1988-89	Game	8	11/30/10 at St. Mary's
Game	1.000 (8-8)	2/25/89 vs University of Dallas		8	2/21/09 vs St. Mary's
				8	2/13/13 vs Texas A&M-Commerce
<b>FREE THROWS</b>			<b>STEALS</b>		
Season	492	1990-91	Season	432	1995-96
Game	40	12/29/99 vs Texas A&M-Kingsville	Game	37	12/10/88 vs Austin College
<b>FREE THROWS ATTEMPTED</b>			<b>DOUBLE-DOUBLES</b>		
Season	797	1990-91	Career	50	Lynn Costanza
Game	46	11/22/94 vs Huston-Tillotson	Season	20	Lynn Costanza
<b>FREE THROW PERCENTAGE</b>			<b>TRIPLE-DOUBLES</b>		
Season	.753	2008-09	Kim Robinson, 2/28/08 vs UT-Permian Basin (20 points, 10 reb., 10 ast.)		
Game	1.000 (10-10)	1/27/93 vs Texas Lutheran			
	1.000 (10-10)	11/29/05 vs Abilene Christian			
<b>REBOUNDS</b>					
Season	1,374	1988-89			



# YEARLY STATISTICAL LEADERS

<b>POINTS</b>			2011-12	Ashlyn Green	11.7	2003-04	Amy Mueller	372
1986-87	Donna Lloyd	190	2012-13	Ashlyn Green	12.8	2004-05	Amy Mueller	374
1987-88	Lynn Costanza	536	2013-14	Rose Whitehead	12.6	2005-06	Kim Robinson	407
1988-89	Lynn Costanza	441	2014-15	Aricka Adams	13.1	2006-07	Nia Torru	367
1989-90	Lynn Costanza	355	2015-16	Aricka Adams	12.9	2007-08	Nia Torru	349
1990-91	Stephanie Wiatrek	395	<b>FIELD GOALS</b>			2008-09	Nia Torru	390
1991-92	Cindy Main	423	1986-87	Donna Lloyd	66	2009-10	Nia Torru	330
1992-93	Cindy Main	371	1987-88	Lynn Costanza	212	2010-11	Ify Mora	271
1993-94	Shantel Wilkins	355	1988-89	Lynn Costanza	165	2011-12	Ify Mora	295
1994-95	Shantel Wilkins	511	1989-90	Lynn Costanza	138	2012-13	Ashlyn Green	263
1995-96	Shantel Wilkins	427	1990-91	Stephanie Wiatrek	136	2013-14	Rose Whitehead	269
1996-97	Kristin Polansky	265	1991-92	Cindy Main	142	2014-15	Aricka Adams	301
1997-98	Jenny Carnes	455	1992-93	Cindy Main	143	2015-16	Aricka Adams	292
1998-99	Jenny Carnes	429	1993-94	Shantel Wilkins	143	<b>FIELD GOAL PERCENTAGE</b>		
1999-00	Kylie Nabors	390	1994-95	Shantel Wilkins	210	1986-87	Gwen Hornback	43.9
2000-01	Melissa Barrera	262	1995-96	Shantel Wilkins	182	1987-88	Lynn Costanza	40.9
2001-02	Amy Mueller	404	1996-97	Kristin Polansky	99	1988-89	Laura Negrete	50.0
2002-03	Amy Mueller	400		Stacy Young	99	1989-90	Tina Guerrero	42.2
2003-04	Amy Mueller	414	1997-98	Jenny Carnes	173	1990-91	Stephanie Wiatrek	43.6
2004-05	Amy Mueller	421	1998-99	Marloes Roetgerink	167	1991-92	Cindy Main	41.2
2005-06	Kim Robinson	383	1999-00	Marloes Roetgerink	152	1992-93	Shannon Hahn	45.5
2006-07	Nia Torru	403	2000-01	Melissa Barrera	91	1993-94	Shantel Wilkins	43.3
2007-08	Nia Torru	406	2001-02	Amy Mueller	144	1994-95	Shantel Wilkins	50.5
2008-09	Nia Torru	545	2002-03	Amy Mueller	134	1995-96	Shantel Wilkins	49.5
2009-10	Nia Torru	424	2003-04	Amy Mueller	147	1996-97	Kristin Polansky	46.3
2010-11	Chloe Wallace	314	2004-05	Amy Mueller	150	1997-98	Kylie Nabors	46.9
2011-12	Ashlyn Green	340	2005-06	Kim Robinson	136	1998-99	Marloes Roetgerink	60.5
2012-13	Ashlyn Green	308	2006-07	Nia Torru	143	1999-00	Marloes Roetgerink	54.7
2013-14	Rose Whitehead	340	2007-08	Nia Torru	143	2000-01	Monique Hodges	33.7
2014-15	Aricka Adams	315	2008-09	Nia Torru	187	2001-02	Amy Mueller	38.7
2015-16	Aricka Adams	335	2009-10	Nia Torru	143	2002-03	Amy Mueller	41.0
<b>SCORING AVERAGE</b>			2010-11	Chloe Wallace	123	2003-04	Morgan Bridgers	48.1
1986-87	Donna Lloyd	10.6	2011-12	Ashlyn Green	114	2004-05	Morgan Bridgers	47.6
1987-88	Lynn Costanza	19.1		Jocelyn Jarmon	114	2005-06	Erika Pink	40.3
1988-89	Vicki Lee	13.9	2012-13	Ashlyn Green	104	2006-07	Nia Torru	39.0
1989-90	Lynn Costanza	13.1	2013-14	Rose Whitehead	123	2007-08	Hayley Harvey	42.6
1990-91	Stephanie Wiatrek	14.6	2014-15	Aricka Adams	124	2008-09	Hayley Harvey	55.3
1991-92	Cindy Main	15.1	2015-16	Aricka Adams	123	2009-10	Hayley Harvey	49.1
1992-93	Cindy Main	12.0	<b>FIELD GOALS ATTEMPTED</b>			2010-11	Chloe Wallace	48.4
1993-94	Shantel Wilkins	11.8	1986-87	Donna Lloyd	167	2011-12	Jocelyn Jarmon	48.5
1994-95	Shantel Wilkins	17.0	1987-88	Lynn Costanza	518	2012-13	Rose Whitehead	48.1
1995-96	Shantel Wilkins	15.3	1988-89	Lynn Costanza	502	2013-14	Rose Whitehead	45.7
1996-97	Kristin Polansky	10.2	1989-90	Lynn Costanza	365	2014-15	Shanise Brooks	43.1
1997-98	Jenny Carnes	15.7	1990-91	Cindy Main	322	2015-16	Jordan Franks	50.8
1998-99	Jenny Carnes	14.3	1991-92	Cindy Main	345	<b>THREE-POINT FIELD GOALS</b>		
1999-00	Kylie Nabors	14.4	1992-93	Cindy Main	339	1986-87	Gwen Hornback	2
2000-01	Melissa Barrera	10.1	1993-94	Shantel Wilkins	330	1987-88	Donna Lloyd	1
2001-02	Amy Mueller	15.0	1994-95	Shantel Wilkins	416	1988-89	Lynn Costanza	33
2002-03	Amy Mueller	15.4	1995-96	Shantel Wilkins	368	1989-90	Vicki Lee	28
2003-04	Amy Mueller	14.8	1996-97	Stacy Young	245	1990-91	Vicki Lee	31
2004-05	Amy Mueller	14.5	1997-98	Jenny Carnes	418	1991-92	Cindy Main	19
2005-06	Kim Robinson	14.2	1998-99	Jenny Carnes	358	1992-93	Olga Barrientos	30
2006-07	Nia Torru	13.9	1999-00	Marloes Roetgerink	278	1993-94	Mary Anne Brooks	30
2007-08	Nia Torru	14.5	2000-01	Melissa Barrera	283	1994-95	Kim Johnson	72
2008-09	Nia Torru	18.2	2001-02	Amy Mueller	372	1995-96	Kim Johnson	48
2009-10	Nia Torru	14.6	2002-03	Amy Mueller	327	1996-97	Tania Grace	27
2010-11	Chloe Wallace	12.1						



# YEARLY STATISTICAL LEADERS

2012-13	Ashlyn Green	77.9	2006-07	Nia Torru	6.7		Kylie Nabors	16
2013-14	Ify Mora	76.6	2007-08	Kim Robinson	7.5	1999-00	Marloes Roetgerink	16
2014-15	Shanise Brooks	72.3	2008-09	Jasmine Smith	7.7	2000-01	Michelle Viverette	9
2015-16	Aricka Adams	75.6	2009-10	Jasmine Smith	6.1	2001-02	Michelle Viverette	30
REBOUNDS			2010-11	Chloe Wallace	7.7	2002-03	Michelle Viverette	20
1986-87	Tina Guerrero	100	2011-12	Jocelyn Jarmon	7.2	2003-04	Blair Redmon	11
1987-88	Lynn Costanza	351	2012-13	Michelle Hale	6.0		Shamieka Buckley	11
1988-89	Lynn Costanza	355	2013-14	Ify Mora	6.9	2004-05	Erika Pink	15
1989-90	Lynn Costanza	317	2014-15	Yvonne Maosa	6.9	2005-06	Erika Pink	10
1990-91	Stephanie Wiatrek	297	2015-16	Yvonne Maosa	5.9	2006-07	Hayley Harvey	15
1991-92	Holly Halpin	163	ASSISTS			2007-08	Hayley Harvey	15
1992-93	Holly Halpin	192	1986-87	Sophie Wendeborn	30	2008-09	Nikki Brown	31
1993-94	Tamara Grace	214		Gwen Hornback	30	2009-10	Nikki Brown	29
1994-95	Shantel Wilkins	221	1987-88	Anna Jones	57	2010-11	Ify Mora	15
1995-96	Shantel Wilkins	178	1988-89	Donna Lloyd	119	2011-12	Jocelyn Jarmon	17
1996-97	Stacy Young	131	1989-90	Vicki Lee	71	2012-13	Ify Mora	26
1997-98	Stacy Duffell	176	1990-91	Holly Halpin	58	2013-14	Kosy Mora	13
1998-99	Marloes Roetgerink	190	1991-92	Cindy Main	59	2014-15	Shanise Brooks	29
1999-00	Marloes Roetgerink	201	1992-93	Sara Stimson	114	2015-16	Quincy Baker	19
2000-01	Monique Hodges	154	1993-94	Sara Stimson	118	STEALS		
2001-02	Hilary Akromis	221	1994-95	Sara Stimson	197	1986-87	Gwen Hornback	44
2002-03	April Walker	169	1995-96	Ty Fontenette	143	1987-88	Donna Lloyd	67
2003-04	Blair Redmon	164	1996-97	Ty Fontenette	133	1988-89	Donna Lloyd	84
2004-05	Erika Pink	193	1997-98	Ty Fontenette	157	1989-90	Tina Guerrero	52
2005-06	Erika Pink	218	1998-99	Stacy Duffell	137	1990-91	Cindy Main	41
2006-07	Nia Torru	195	1999-00	Kyle Nabors	88	1991-92	Olga Barrientos	74
2007-08	Kim Robinson	210	2000-01	Camille Marshall	52	1992-93	Olga Barrientos	59
2008-09	Jasmine Smith	232	2001-02	Amy Mueller	90	1993-94	Shantel Wilkins	74
2009-10	Nia Torru	172	2002-03	Amy Mueller	73	1994-95	Shantel Wilkins	93
2010-11	Chloe Wallace	199	2003-04	Morgan Bridgers	66	1995-96	Ty Fontenette	98
2011-12	Jocelyn Jarmon	209	2004-05	Amy Mueller	83	1996-97	Ty Fontenette	75
2012-13	Michelle Hale	163	2005-06	Kim Robinson	62	1997-98	Stacy Duffell	70
2013-14	Ify Mora	186	2006-07	Brittany Hardy	75	1998-99	Stacy Duffell	72
2014-15	Yvonne Maosa	199	2007-08	Brittany Hardy	109	1999-00	Kylie Nabors	28
2015-16	Yvonne Maosa	165	2008-09	Nia Torru	101	2000-01	Melissa Barrera	43
REBOUND AVERAGE			2009-10	Nia Torru	77	2001-02	Amy Mueller	42
1986-87	Tina Guerrero	5.6	2010-11	Katy Cooke	107	2002-03	April Walker	38
1987-88	Lynn Costanza	12.5	2011-12	Jocelyn Jarmon	103	2003-04	Amy Mueller	50
1988-89	Lynn Costanza	10.7	2012-13	Katy Cooke	62	2004-05	Amy Mueller	62
1989-90	Lynn Costanza	11.7	2013-14	Ify Mora	100	2005-06	Kim Robinson	57
1990-91	Stephanie Wiatrek	11.0	2014-15	Jazmine Holman	129	2006-07	Brittany Hardy	63
1991-92	Barbara Hunt	6.4	2015-16	Melina Merritt	85	2007-08	Brittany Hardy	53
1992-93	Holly Halpin	6.2	BLOCKS			2008-09	Nia Torru	54
1993-94	Tamara Grace	7.1	1986-87	Stephenie Rhodes	3	2009-10	Nia Torru	61
1994-95	Shantel Wilkins	7.4	1987-88	Anna Jones	8	2010-11	Ify Mora	47
1995-96	Stacy Young	6.8	1988-89	Lynn Costanza	12	2011-12	Ashlyn Green	70
1996-97	Stacy Young	5.5	1989-90	Vicki Lee	8	2012-13	Ashlyn Green	77
1997-98	Stacy Duffell	6.1	1990-91	Laura Negrete	17	2013-14	Alyssa Ward	39
1998-99	Marloes Roetgerink	6.3	1991-92	Barbara Hunt	13	2014-15	Jazmine Holman	72
1999-00	Marloes Roetgerink	7.4	1992-93	Kelli Hesse	9	2015-16	Melina Merritt	44
2000-01	Monique Hodges	5.7	1993-94	Shannon Hahn	10			
2001-02	Hilary Akromis	8.2	1994-95	Shannon Hahn	21			
2002-03	Michelle Viverette	6.8	1995-96	Stacy Young	11			
2003-04	Blair Redmon	5.9	1996-97	Stacy Young	7			
2004-05	Erika Pink	6.7	1997-98	Tamika Mims	10			
2005-06	Erika Pink	8.1	1998-99	Marloes Roetgerink	16			

# CAREER RECORDS

## POINTS

1. Nia Torru, 2006-10.....	1,778
2. Amy Mueller, 2001-05.....	1,639
3. Shantel Wilkins, 1993-97.....	1,507
4. Cindy Main, 1989-93.....	1,310
5. Jenny Carnes, 1995-99.....	1,299
6. Lynn Costanza, 1987-90.....	1,289
7. Ify Mora, 2010-14.....	1,159
8. Kylie Nabors, 1997-00.....	1,115
9. Hayley Harvey, 2006-10.....	1,101
10. Tina Guerrero, 1986-90.....	1,035
11. Kim Johnson, 1993-97.....	1,005
12. Cinnamon Kava, 2006-10.....	973
13. Rose Whitehead, 2010-14.....	958
14. Tania Grace, 1992-95, 96-97.....	948
15. Marloes Roetgerink, 1997-00.....	938

## SCORING AVERAGE

1. Nia Torru, 2006-10.....	15.3
2. Amy Mueller, 2001-05.....	14.9
3. Lynn Costanza, 1987-90.....	14.6
4. Vicki Lee, 1988-91.....	14.0
5. Shantel Wilkins, 1993-97.....	13.3
6. Kylie Nabors, 1997-00.....	13.1
7. Kim Robinson, 2005-08.....	12.8
8. Stacy Young, 1995-97.....	12.6
9. Erika Pink, 2004-06.....	12.4
10. Ashlyn Green, 2011-13.....	12.2
11. Jenny Carnes, 1995-99.....	11.6
12. Cindy Main, 1989-93.....	11.5
13. Marloes Roetgerink, 1997-00.....	11.3
14. Tamika Mims, 1997-99.....	11.2
15. Tina Guerrero, 1986-90.....	10.8

## FIELD GOALS MADE

1. Nia Torru, 2006-10.....	616
2. Shantel Wilkins, 1993-97.....	613
3. Amy Mueller, 2001-05.....	575
4. Lynn Costanza, 1987-90.....	500
5. Jenny Carnes, 1995-99.....	481
6. Cindy Main, 1989-93.....	448
7. Hayley Harvey, 2006-10.....	431
8. Marloes Roetgerink, 1997-00.....	392
9. Ify Mora, 2010-14.....	373
10. Tina Guerrero, 1986-90.....	359
11. Kylie Nabors, 1997-00.....	352
12. Tania Grace, 1992-95, 96-97.....	345
13. Shannon Hahn, 1992-96.....	343
13. Cinnamon Kava, 2006-10.....	343
15. Kim Johnson, 1993-97.....	342

## FIELD GOALS ATTEMPTED

1. Amy Mueller, 2001-05.....	1,445
2. Nia Torru, 2006-10.....	1,436
3. Lynn Costanza, 1987-90.....	1,343
4. Shantel Wilkins, 1993-97.....	1,300
5. Cindy Main, 1989-93.....	1,159

6. Jenny Carnes, 1995-99.....	1,117
7. Ify Mora, 2010-14.....	1,054
8. Tina Guerrero, 1986-90.....	937
9. Hayley Harvey, 2006-10.....	901
10. Olga Barrientos, 1989-93.....	875
11. Kim Johnson, 1993-97.....	864
12. Tania Grace, 1992-95, 96-97.....	842
13. Cinnamon Kava, 2006-10.....	818
14. Kim Robinson, 2005-08.....	813
15. Shannon Hahn, 1992-96.....	774

## FIELD GOAL PERCENTAGE (min. 150 FGM)

1. Tamika Mims, 1997-99.....	57.7
2. Marloes Roetgerink, 1997-00.....	55.2
3. Blair Redmon, 2002-04.....	51.1
4. Dawn Neumann, 1996-99.....	50.1
5. Nikki Brown, 2008-10.....	48.2
6. Hayley Harvey, 2006-10.....	47.8
7. Shantel Wilkins, 1993-97.....	47.2
8. Chloe Wallace, 2010-12.....	46.4
9. Morgan Bridgers, 2001-05.....	46.2
10. Kylie Nabors, 1997-00.....	46.1
11. Stephanie Baublitz, 1999-01.....	45.5
12. Rose Whitehead, 2010-14.....	45.3
13. Shannon Hahn, 1992-96.....	44.3
14. Yvonne Maosa, 2014-16.....	44.1
15. Kristin Polansky, 1993-97.....	43.2

## THREE-POINT FIELD GOALS MADE

1. Nia Torru, 2006-10.....	206
2. Amy Mueller, 2001-05.....	200
3. Jenny Carnes, 1995-99.....	164
4. Kim Johnson, 1993-97.....	159
5. Cinnamon Kava, 2006-10.....	135
6. Mary Anne Brooks, 1993-97.....	104
7. Kylie Nabors, 1997-00.....	103
8. Katy Cooke, 2010-13.....	99
9. Kim Robinson, 2005-08.....	92
10. Tania Grace, 1992-95, 96-97.....	87
11. Vicki Lee, 1988-91.....	79
Terry Twilligear, 2000-02, 03-04.....	79
Haley Frias, 2014-16.....	79
14. Julie Dahl, 2004-06.....	78
15. Melissa Barrera, 1997-01.....	72

## THREE-POINT FIELD GOALS ATTEMPTED

1. Nia Torru, 2006-10.....	582
2. Amy Mueller, 2001-05.....	558
3. Kim Johnson, 1993-97.....	495
4. Jenny Carnes, 1995-99.....	442
5. Cinnamon Kava, 2006-10.....	391
6. Kim Robinson, 2005-08.....	333
7. Mary Anne Brooks, 1993-97.....	318
8. Katy Cooke, 2010-13.....	304
9. Tania Grace, 1992-95, 96-97.....	267
10. Kylie Nabors, 1997-00.....	260
11. Melissa Barrera, 1997-01.....	235

12. Terri Twilligear, 2000-02, 03-04.....	228
13. Julie Dahl, 2004-06.....	223
14. Cindy Main, 1989-93.....	209
15. Vicki Lee, 1988-91.....	202

## THREE-POINT FIELD GOAL PERCENTAGE (min. 50)

1. Kylie Nabors, 1997-00.....	39.6
2. Vicki Lee, 1988-91.....	39.1
3. Jenny Carnes, 1995-99.....	37.1
4. Amy Mueller, 2001-05.....	35.8
5. Nia Torru, 2006-10.....	35.4
6. Katie Novak, 2012-14.....	35.3
7. Julie Dahl, 2004-06.....	35.0
8. Cinnamon Kava, 2006-10.....	34.5
9. Mary Anne Brooks, 1993-97.....	32.7
10. Tania Grace, 1992-95, 96-97.....	32.6
11. Katy Cooke, 2010-13.....	32.6
12. Cindy Main, 1989-93.....	32.5
13. Kim Johnson, 1993-97.....	32.1
14. Melissa Barrera, 1997-01.....	30.6
15. Terri Twilligear, 2000-02, 03-04.....	30.3

## FREE THROWS MADE

1. Ify Mora, 2010-14.....	410
2. Cindy Main, 1989-93.....	346
3. Nia Torru, 2006-10.....	340
4. Kylie Nabors, 1997-00.....	308
5. Tina Guerrero, 1986-90.....	302
6. Amy Mueller, 2001-05.....	289
7. Rose Whitehead, 2010-14.....	272
8. Shantel Wilkins, 1993-97.....	267
9. Lynn Costanza, 1987-90.....	252
10. Stephanie Wiatrek, 1987-91.....	244
11. Hayley Harvey, 2006-10.....	239
12. Erika Pink, 2004-06.....	225
13. Shannon Hahn, 1992-96.....	191
14. Ashlyn Green, 2011-13.....	173
14. Jenny Carnes, 1995-99.....	173

## FREE THROWS ATTEMPTED

1. Ify Mora, 2010-13.....	585
2. Cindy Main, 1989-93.....	486
3. Shantel Wilkins, 1993-97.....	446
4. Stephanie Wiatrek, 1987-91.....	437
5. Nia Torru, 2006-10.....	427
6. Tina Guerrero, 1987-90.....	417
7. Shannon Hahn, 1992-96.....	411
8. Lynn Costanza, 1987-90.....	408
9. Amy Mueller, 2001-05.....	387
10. Rose Whitehead, 2010-14.....	381
11. Kylie Nabors, 1997-00.....	362
12. Hayley Harvey, 2006-10.....	333
13. Erika Pink, 2004-06.....	300
14. Donna Lloyd, 1986-89.....	269
15. Tania Grace, 1992-95, 96-97.....	267

# CAREER RECORDS

## FREE THROW PERCENTAGE (min. 100 FTM)

1. Kylie Nabors, 1997-00	85.1
2. Kristal Toscano, 1998-01, 02-03	81.2
3. Katy Cooke, 2010-13	81.0
4. Jasmine Smith, 2008-10	80.3
5. Morgan Bridgers, 2001-05	79.9
6. Kim Robinson, 2005-08	79.8
7. Nia Torru, 2006-10	79.6
8. Ashlyn Green, 2011-13	76.9
9. Cinnamon Kava, 2006-10	76.8
10. Erika Pink, 2004-06	75.0
11. Amy Mueller, 2001-05	74.7
12. Mary Anne Brooks, 1993-97	73.1
13. Stephanie Baublitz, 1999-01	72.5
14. Tina Guerrero, 1986-90	72.4
15. Jenny Carnes, 1995-99	72.1

## REBOUNDS

1. Lynn Costanza, 1987-90	990
2. Stephanie Wiatrek, 1987-91	755
3. Nia Torru, 2006-10	747
4. Shantel Wilkins, 1993-97	678
5. Ify Mora, 2010-14	661
6. Hayley Harvey, 2006-10	570
7. Tania Grace, 1992-95, 96-97	554
8. Holly Halpin, 1989-93	551
9. Shannon Hahn, 1992-96	503
10. Marloes Roetgerink, 1997-00	488
11. Michelle Viverette, 1999-03	472
12. Stacy Duffell, 1995-99	451
13. Kim Robinson, 2005-08	444
14. Morgan Bridgers, 2001-05	436
15. Cindy Main, 1989-93	414

## REBOUNDING AVERAGE

1. Lynn Costanza, 1987-90	11.3
2. Erika Pink, 2004-06	7.3
3. Chloe Wallace, 2010-12	7.2
4. Kim Robinson, 2005-08	7.2
5. Stephanie Wiatrek, 1987-91	7.1
6. Jasmine Smith, 2008-10	6.9
7. Hilary Akromis, 2001-03	6.7
8. Nia Torru, 2006-10	6.4
Yvonne Maosa, 2014-16	6.4
10. Stacy Young, 1995-97	6.2
11. Ify Mora, 2010-14	6.1
12. Shantel Wilkins, 1993-97	6.0
13. Kelli Hesse, 1990-93	6.0
14. Tamara Grace, 1993-95	6.0
15. Marloes Roetgerink, 1997-00	5.9

## ASSISTS

1. Ty Fontenette, 1995-98	433
2. Sara Stimson, 1992-95	429
3. Kim Johnson, 1993-97	385
4. Stacy Duffell, 1995-99	344

5. Amy Mueller, 2001-05	307
6. Nia Torru, 2006-10	299
7. Katy Cooke, 2010-13	269
8. Cindy Main, 1989-93	263
9. Ify Mora, 2010-14	246
10. Kylie Nabors, 1997-00	215
11. Cinnamon Kava, 2006-10	198
12. Donna Lloyd, 1986-89	192
13. Brittany Hardy, 2006-08	184
14. Kristin Polansky, 1993-97	181
15. Camille Marshall, 1998-02	180

## BLOCKED SHOTS

1. Ify Mora, 2010-14	66
2. Nikki Brown, 2008-10	60
2. Michelle Viverette, 1999-03	60
4. Hayley Harvey, 2006-10	58
5. Shannon Hahn, 1992-96	44
6. Marloes Roetgerink, 1997-00	38
Quincy Baker, 2014-16	38
8. Rose Whitehead, 2010-14	37
9. Lacey Shindler, 2004-07	33
10. Shanise Brooks, 2014-15	29
11. Nia Torru, 2006-10	28
12. Ashlyn Green, 2011-13	26
13. Shamieka Buckley, 2002-04	25
Tamika Mims, 1997-99	25
Erika Pink, 2004-06	25

## STEALS

1. Shantel Wilkins, 1993-97	280
2. Ty Fontenette, 1995-98	235

3. Nia Torru, 2006-10	223
4. Stacy Duffell, 1995-99	214
5. Olga Barrientos, 1989-93	194
6. Amy Mueller, 2001-05	189
7. Donna Lloyd, 1986-89	184
8. Ify Mora, 2010-14	176
9. Kim Johnson, 1993-97	166
10. Tania Grace, 1992-95, 96-97	165
11. Cindy Main, 1989-93	157
12. Sara Stimson, 1992-95	150
13. Ashlyn Green, 2011-13	147
14. Tina Guerrero, 1986-90	146
15. Hayley Harvey, 2006-10	129

## GAMES PLAYED

1. Nia Torru, 2006-10	116
2. Tania Grace, 1992-95, 96-97	115
3. Cindy Main, 1989-93	114
3. Olga Barrientos, 1989-93	114
5. Shantel Wilkins, 1993-97	113
5. Shannon Hahn, 1992-96	113
7. Jenny Carnes, 1995-99	112
7. Hayley Harvey, 2006-10	112
7. Stacy Duffell, 1995-99	112
7. Mary Anne Brooks, 1993-97	112
11. Kim Johnson, 1993-97	110
11. Amy Mueller, 2001-05	110
13. Cinnamon Kava, 2006-10	109
13. Ify Mora, 2010-14	109
15. Rose Whitehead, 2010-14	108



# SEASON RECORDS

## POINTS

1. Nia Torru, 2008-09.....	545
2. Lynn Costanza, 1987-88.....	536
3. Shantel Wilkins, 1994-95.....	511
4. Jenny Carnes, 1997-98.....	455
5. Jenny Carnes, 1998-99.....	429
6. Shantel Wilkins, 1995-96.....	427
7. Nia Torru, 2009-10.....	424
8. Cindy Main, 1991-92.....	423
9. Amy Mueller, 2004-05.....	421
10. Amy Mueller, 2003-04.....	414
11. Nia Torru, 2007-08.....	406
12. Amy Mueller, 2001-02.....	404
13. Nia Torru, 2006-07.....	403
14. Amy Mueller, 2002-03.....	400
15. Lynn Costanza, 1988-89.....	398

## SCORING AVERAGE

1. Lynn Costanza, 1987-88.....	19.1
2. Nia Torru, 2008-09.....	18.2
3. Shantel Wilkins, 1994-95.....	17.0
4. Jenny Carnes, 1997-98.....	15.7
5. Amy Mueller, 2002-03.....	15.4
6. Shantel Wilkins, 1995-96.....	15.3
7. Cindy Main, 1991-92.....	15.1
8. Stacy Young, 1995-96.....	15.0
9. Amy Mueller, 2001-02.....	15.0
10. Amy Mueller, 2003-04.....	14.8
11. Stephanie Wiatrek, 1990-91.....	14.6
12. Nia Torru, 2009-10.....	14.6
13. Amy Mueller, 2004-05.....	14.5
14. Nia Torru, 2007-08.....	14.5
15. Kylie Nabors, 1999-00.....	14.4

## FIELD GOALS MADE

1. Lynn Costanza, 1987-88.....	212
2. Shantel Wilkins, 1994-95.....	210
3. Nia Torru, 2008-09.....	187
4. Shantel Wilkins, 1995-96.....	182
5. Jenny Carnes, 1997-98.....	173
6. Marloes Roetgerink, 1998-99.....	167
7. Stacy Young, 1995-96.....	162
8. Jenny Carnes, 1998-99.....	157
9. Marloes Roetgerink, 1999-00.....	152
10. Lynn Costanza, 1988-89.....	150
10. Amy Mueller, 2004-05.....	150
12. Amy Mueller, 2003-04.....	147
13. Tamika Mims, 1998-99.....	144
13. Amy Mueller, 2001-02.....	144
15. Six with.....	143

## FIELD GOALS ATTEMPTED

1. Lynn Costanza, 1987-88.....	518
2. Lynn Costanza, 1988-89.....	460
3. Jenny Carnes, 1997-98.....	418
4. Shantel Wilkins, 1994-95.....	416
5. Kim Robinson, 2005-06.....	407

6. Nia Torru, 2008-09.....	390
7. Amy Mueller, 2004-05.....	374
8. Amy Mueller, 2001-02.....	372
8. Amy Mueller, 2003-04.....	372
10. Shantel Wilkins, 1995-96.....	368
11. Nia Torru, 2006-07.....	367
12. Lynn Costanza, 1989-90.....	365
13. Stacy Young, 1995-96.....	361
14. Jenny Carnes, 1998-99.....	358
15. Nia Torru, 2007-08.....	349

## FIELD GOAL PERCENTAGE (min. 100 FGM)

1. Marloes Roetgerink, 1998-99.....	60.5
2. Tamika Mims, 1998-99.....	58.8
3. Hayley Harvey, 2008-09.....	55.3
4. Marloes Roetgerink, 1999-00.....	54.7
5. Laura Negrete, 1988-89.....	50.9
6. Shantel Wilkins, 1994-95.....	50.5
7. Shantel Wilkins, 1995-96.....	49.5
8. Hayley Harvey, 2009-10.....	49.1
9. Stephanie Baublitz, 1999-00.....	49.1
10. Jocelyn Jarmon, 2011-12.....	48.5
11. Chloe Wallace, 2010-11.....	48.4
12. Morgan Bridgers, 2003-04.....	48.1
13. Nia Torru, 2008-09.....	47.9
14. Kylie Nabors, 1999-00.....	47.9
15. Morgan Bridgers, 2004-05.....	47.6

## THREE-POINT FIELD GOALS MADE

1. Kim Johnson, 1994-95.....	72
1. Amy Mueller, 2004-05.....	72
3. Jenny Carnes, 1998-99.....	68
4. Nia Torru, 2008-09.....	65
5. Nia Torru, 2009-10.....	58
6. Julie Dahl, 2004-05.....	53
7. Cinnamon Kava, 2008-09.....	51
8. Natalie Hessong, 2013-14.....	49
9. Kim Johnson, 1995-96.....	48
10. Jenny Carnes, 1997-98.....	47
11. Amy Mueller, 2003-04.....	46
11. Nia Torru, 2006-07.....	46
13. Haley Frias.....	45
14. Amy Mueller, 2002-03.....	44
14. Katy Cooke, 2011-12.....	44

## THREE-POINT FIELD GOALS ATTEMPTED

1. Kim Johnson, 1994-95.....	224
2. Amy Mueller, 2004-05.....	183
3. Kim Robinson, 2005-06.....	165
4. Jenny Carnes, 1998-99.....	162
5. Jenny Carnes, 1997-98.....	158
6. Nia Torru, 2008-09.....	149
6. Nia Torru, 2009-10.....	149
8. Julie Dahl, 2004-05.....	148
8. Nia Torru, 2006-07.....	148
10. Kim Johnson, 1995-96.....	145
11. Cinnamon Kava, 2008-09.....	140

12. Nia Torru, 2007-08.....	136
13. Amy Mueller, 2003-04.....	132
13. Katy Cooke, 2011-12.....	132
13. Kim Robinson, 2007-08.....	132

## THREE-POINT FIELD GOAL PERCENTAGE (min. 30)

1. Nia Torru, 2008-09.....	43.6
2. Kylie Nabors, 1999-00.....	43.0
3. Jenny Carnes, 1998-99.....	42.0
4. Kylie Nabors, 1997-98.....	41.5
5. Jaclyn Nowlin, 1999-00.....	40.5
6. Amy Mueller, 2004-05.....	39.3
7. Nia Torru, 2009-10.....	38.9
8. Natalie Hessong, 2013-14.....	38.9
9. Vicki Lee, 1990-91.....	37.3
10. Mary Anne Brooks, 1995-96.....	37.1
11. Cinnamon Kava, 2008-09.....	36.4
12. Amy Mueller, 2002-03.....	36.1
13. Julie Dahl, 2004-05.....	35.8
14. Katie Novak, 2013-14.....	35.8
15. Olga Barrientos, 1992-93.....	35.7

## FREE THROWS MADE

1. Ify Mora, 2013-14.....	131
2. Stephanie Wiatrek, 1990-91.....	123
3. Cindy Main, 1991-92.....	120
4. Cindy Main, 1990-91.....	119
5. Kylie Nabors, 1998-99.....	117
6. Erika Pink, 2005-06.....	113
7. Erika Pink, 2004-05.....	112
7. Lynn Costanza, 1987-88.....	112
9. Ify Mora, 2011-12.....	109
10. Nia Torru, 2008-09.....	106
11. Kylie Nabors, 1999-00.....	100
11. Tina Guerrero, 1989-90.....	100
13. Rose Whitehead, 2012-13.....	93
13. Ify Mora, 2012-13.....	93
15. Two with.....	92

## FREE THROWS ATTEMPTED

1. Stephanie Wiatrek, 1990-91.....	192
2. Lynn Costanza, 1987-88.....	182
3. Ify Mora, 2013-14.....	171
4. Cindy Main, 1990-91.....	166
5. Ify Mora, 2011-12.....	165
6. Cindy Main, 1991-92.....	156
7. Erika Pink, 2004-05.....	153
8. Erika Pink, 2005-06.....	147
9. Shantel Wilkins, 1994-95.....	145
10. Tina Guerrero, 1989-90.....	135
11. Ify Mora, 2012-13.....	132
12. Shannon Hahn, 1993-94.....	130
12. Kylie Nabors, 1998-99.....	130
14. Nia Torru, 2008-09.....	127
15. Two with.....	126

# SEASON RECORDS

## FREE THROW PERCENTAGE (min. 50 FTM)

1. Kylie Nabors, 1998-99	90.0
2. Jasmine Smith, 2009-10	84.9
3. Nia Torru, 2008-09	83.5
4. Kim Robinson, 2007-08	83.3
4. Katy Cooke, 2011-12	83.3
6. Morgan Bridgers, 2004-05	83.1
7. Kylie Nabors, 1999-00	82.6
8. Nia Torru, 2009-10	82.5
9. Kylie Nabors, 1997-98	82.0
10. Kristal Toscano, 2000-01	81.9
11. leasha Sledge, 2006-07	81.6
12. Lindsey Perez, 2004-05	80.0
13. Stephanie Baublitz, 1999-00	79.8
14. Hayley Harvey, 2009-10	79.5
15. Jocelyn Jarmon, 2011-12	79.2

## REBOUNDS

1. Lynn Costanzo, 1987-88	351
2. Lynn Costanzo, 1988-89	322
3. Lynn Costanzo, 1989-90	317
4. Stephanie Wiatrek, 1990-91	297
5. Jasmine Smith, 2008-09	232
6. Hilary Akromis, 2001-02	221
6. Shantel Wilkins, 1994-95	221
8. Erika Pink, 2005-06	218
9. Tamara Grace, 1993-94	214
10. Kim Robinson, 2007-08	210
11. Jocelyn Jarmon, 2011-12	209
12. Michelle Viverette, 2001-02	205
13. Nia Torru, 2008-09	203
14. Stephanie Wiatrek, 1987-88	202
15. Two with	201

## REBOUNDING AVERAGE

1. Lynn Costanza, 1987-88	12.5
2. Lynn Costanza, 1989-90	11.7
3. Stephanie Wiatrek, 1990-91	11.0
4. Lynn Costanza, 1988-89	9.8
5. Hilary Akromis, 2001-02	8.2
6. Erika Pink, 2005-06	8.1
7. Jasmine Smith, 2008-09	7.7
8. Chloe Wallace, 2010-11	7.7
9. Michelle Viverette, 2001-02	7.6
10. Kim Robinson, 2007-08	7.5
11. Marloes Roetgerink, 1999-00	7.4
12. Shantel Wilkins, 1994-95	7.4
13. Ify Mora, 2010-11	7.3
14. Stephanie Wiatrek, 1987-88	7.2
15. Jocelyn Jarmon, 2011-12	7.2

## ASSISTS

1. Sara Stimson, 1994-95	197
2. Ty Fontenette, 1997-98	157
3. Ty Fontenette, 1995-96	143
4. Stacy Duffell, 1998-99	137



5. Kim Johnson, 1994-95	136
6. Ty Fontenette, 1996-97	133
7. Jazmine Holman, 2014-15	129
8. Sara Stimson, 1993-94	118
9. Sara Stimson, 1992-93	114
10. Donna Lloyd, 1988-89	111
10. Stacy Duffell, 1997-98	111
12. Brittany Hardy, 2007-08	109
13. Katy Cooke, 2010-11	107
14. Jocelyn Jarmon, 2011-12	103
15. Two with	101

## BLOCKED SHOTS

1. Nikki Brown, 2008-09	31
2. Michelle Viverette, 2001-02	30
3. Shanise Brooks, 2014-15	29
3. Nikki Brown, 2009-10	29
5. Ify Mora, 2012-13	26
6. Shannon Hahn, 1994-95	21
7. Michelle Viverette, 2002-03	20
8. Quincy Baker, 2014-15	19
9. Jocelyn Jarmon, 2011-12	17
9. Laura Negrete, 1990-91	17
9. Hayley Harvey, 2008-09	17
9. Keisha Greenwood, 2008-09	17
13. Kylie Nabors, 1998-99	16
13. Marloes Roetgerink, 1999-00	16
13. Marloes Roetgerink, 1998-99	16

## STEALS

1. Ty Fontenette, 1995-96	98
2. Shantel Wilkins, 1994-95	93

3. Donna Lloyd, 1988-89	85
4. Shantel Wilkins, 1995-96	79
5. Ashlyn Green, 2012-13	77
6. Ty Fontenette, 1996-97	75
7. Shantel Wilkins, 1993-94	74
7. Olga Barrientos, 1991-92	74
9. Jazmine Holman, 2014-15	72
9. Stacy Duffell, 1998-99	72
11. Stacy Duffell, 1997-98	70
11. Ashlyn Green, 2011-12	70
13. Donna Lloyd, 1987-88	67
14. Tania Grace, 1994-95	65
15. Sara Stimson, 1994-95	64

## GAMES PLAYED

1. Anna Jones, 1988-89	34
2. Laura Negrete, 1988-89	33
2. Lynn Costanza, 1988-89	33
2. Donna Lloyd, 1988-89	33
5. Tina Guerrero, 1988-89	32
5. Kim Lutz, 1988-89	32
5. Margo Busch, 1988-89	32
8. Cindy Main, 1992-93	31
8. Shannon Hahn, 1992-93	31
8. Sophie Wendeborn, 1988-89	31
8. Sara Stimson, 1992-93	31
8. Olga Barrientos, 1992-93	31
8. Holly Halpin, 1992-93	31
14. Multiple with	30

# YEARLY RESULTS

## 2015-16 (6-23, 3-15)

11/13	LSU-Alexandria	W, 96-59
11/17	at Colorado State	L, 60-37
11/19	Sul Ross	W, 54-35
11/23	Howard Payne	W, 78-65
12/3	UT-Rio Grande Valley	L, 68-50
12/5	at Trinity	L, 61-55
12/7	Houston	L, 67-51
12/10	at Purdue	L, 95-27
12/14	at Texas Tech	L, 70-55
12/17	at UT-Rio Grande Valley	L, 60-47
12/21	North Texas	L, 62-55
1/2	Sam Houston*	L, 65-60
1/7	at New Orleans*	L, 55-49
1/9	Northwestern State*	L, 53-48
1/16	at Southeastern Louisiana*	W, 70-66
1/20	at McNeese*	W, 68-55
1/23	Abilene Christian*	L, 86-71
1/27	Texas A&M-Corpus Christi*	L, 57-56
1/30	Nicholls*	L, 66-64
2/3	at Nicholls*	W, 63-61
2/6	at Lamar*	L, 59-49
2/11	at Stephen F. Austin*	L, 74-62
2/12	Central Arkansas*	L, 76-57
2/18	Houston Baptist*	L, 62-61
2/20	at Texas A&M-Corpus Christi*	L, 69-55
2/24	Stephen F. Austin*	L, 82-66
2/27	Lamar*	L, 67-61
3/2	at Abilene Christian*	L, 66-58
3/5	at Houston Baptist*	L, 64-46

\* Southland Conference

## 2014-15 (5-24, 2-16)

11/14	Texas Wesleyan	L, 74-66
11/17	at Houston	W, 50-48
11/20	St. Thomas	W, 64-49
11/23	at Indiana	L, 85-49
11/28	vs Fordham^	L, 74-42
11/30	at UTSA^	L, 57-31
12/4	at Kansas	L, 68-46
12/10	Texas Lutheran	W, 62-41
12/15	Our Lady of the Lake	L, 104-92
12/18	at UT-Pan American	L, 65-61
12/30	Grand Canyon	L, 72-67
1/3	at Sam Houston State*	L, 59-55
1/8	New Orleans*	W, 71-59
1/10	at Northwestern State*	L, 73-51
1/17	Southeastern Louisiana*	W, 82-70
1/22	McNeese State*	L, 104-101 (2OT)
1/24	at Abilene Christian*	L, 78-54
1/29	at Texas A&M-Corpus Christi*	L, 63-54
1/31	at Nicholls*	L, 67-34
2/4	Nicholls*	L, 69-58
2/7	Lamar*	L, 67-45
2/12	Stephen F. Austin*	L, 64-47
2/15	at Central Arkansas*	L, 58-49
2/19	at Houston Baptist*	L, 67-64
2/21	Texas A&M-Corpus Christi*	L, 61-49
2/26	at Stephen F. Austin*	L, 58-44
2/28	at Lamar*	L, 81-64
3/5	Abilene Christian*	L, 72-62
3/7	Houston Baptist*	L, 81-71

\* Southland Conference  
^ UTSA Thanksgiving Classic

## 2013-14 (8-19, 2-12)

11/9	Wayland Baptist	W, 81-73
11/14	at UT-Arlington	W, 52-48
11/16	vs Texas Wesleyan^	W, 84-73
11/17	at St. Thomas^	W, 71-67 (OT)
11/20	Our Lady of the Lake	W, 99-73
11/23	at Wiley College	L, 83-71
11/29	at West Texas A&M%	L, 71-51
11/30	vs Angelo State%	L, 58-43

12/10	at Arkansas-Little Rock	L, 82-34
12/18	St. Thomas	W, 67-50
12/21	at Angelo State	L, 60-51
1/3	at Rice	L, 72-57
1/9	at Southeastern Louisiana*	L, 67-55
1/11	at New Orleans*	W, 67-38
1/16	Central Arkansas*	L, 60-40
1/18	Oral Roberts*	W, 67-64
1/23	Sam Houston State*	L, 60-51
1/25	Lamar*	L, 76-69
1/30	at Northwestern State*	L, 72-66
2/1	at Stephen F. Austin*	L, 79-59
2/6	Texas A&M-Corpus Christi*	L, 60-56
2/8	Houston Baptist*	L, 70-65
2/13	Abilene Christian*	L, 73-67
2/22	New Jersey Tech	L, 57-48
2/27	at McNeese State*	L, 92-37
3/1	at Nicholls*	L, 76-64
3/8	at Abilene Christian*	L, 90-79

\* Southland Conference  
^ St. Thomas Tournament  
% West Texas A&M Tournament

## 2012-13 (17-10, 13-7)

11/9	vs Tiffin^	W, 67-52
11/10	vs New Mexico Highlands^	W, 58-47
11/13	Our Lady of the Lake	L, 70-69
11/17	at UT-Permian Basin	L, 77-52
11/21	at St. Mary's	W, 65-54
11/29	Midwestern State*	W, 82-81 (2OT)
12/1	Cameron*	W, 43-45
12/8	Texas A&M-International	W, 77-67
12/19	at Texas Woman's*	W, 59-52
1/2	at Texas A&M-Commerce*	L, 60-51
1/5	Tarleton State*	L, 78-71
1/10	West Texas A&M*	W, 51-50
1/12	Eastern New Mexico*	W, 64-39
1/15	at Abilene Christian*	L, 76-65
1/19	Angelo State*	W, 60-52
1/23	at Texas A&M-Kingsville*	W, 57-33
1/26	Texas A&M-Kingsville*	W, 63-47
1/31	at Midwestern State*	L, 70-54
2/2	at Cameron*	W, 68-47
2/6	Texas Woman's*	W, 58-40
2/13	Texas A&M-Commerce*	W, 65-64
2/16	at Tarleton State*	L, 88-74
2/21	at West Texas A&M*	L, 70-51
2/23	at Eastern New Mexico*	W, 64-61 (OT)
2/27	Abilene Christian*	W, 68-53
3/2	at Angelo State*	L, 48-36
3/7	vs Tarleton State!	L, 74-56

^ St. Edward's Shootout, Austin, TX  
\* Lone Star Conference  
! LSC Tournament, Allen, TX

## 2011-12 (16-13, 9-11)

11/14	at A&M-International	W, 74-42
11/16	at St. Edward's	W, 78-48
11/19	UT-Permian Basin	W, 60-45
11/22	St. Mary's	W, 66-53
12/1	West Texas A&M*	L, 61-51
12/3	Eastern New Mexico*	W, 61-41
12/7	A&M-Commerce*	W, 79-49
12/10	at Tarleton State*	L, 83-64
12/14	Midwestern State*	L, 68-50
12/17	at Cameron*	L, 57-44
12/30	vs Arkansas-Monticello^	W, 65-52
12/31	vs Central Oklahoma^	L, 78-66
1/3	at Abilene Christian*	W, 68-58
1/7	Angelo State*	L, 63-57
1/14	Texas Woman's*	W, 62-55
1/18	A&M-Kingsville*	W, 68-59
1/21	at A&M-Kingsville*	L, 54-45
1/26	at West Texas A&M*	L, 67-60

1/28	at Eastern New Mexico*	L, 77-66
2/1	at A&M-Commerce*	W, 65-47
2/4	Tarleton State*	L, 68-64
2/8	at Midwestern State*	L, 76-65
2/11	Cameron*	W, 79-74
2/15	Abilene Christian*	L, 76-59
2/18	at Angelo State*	W, 66-49
2/25	at Texas Woman's*	W, 48-44
3/1	vs Midwestern State!	W, 75-71
3/3	vs West Texas A&M!	W, 73-71
3/4	vs Tarleton State!	L, 48-44

\* Lone Star Conference  
^ St. Mary's Classic  
! LSC Tournament, Allen, TX

## 2010-11 (9-17, 5-9)

11/24	St. Edward's	L, 64-56
11/30	at St. Mary's	L, 54-45
12/2	Central Oklahoma	L, 71-61
12/4	Northwestern State	L, 85-48
12/11	at Southeastern Oklahoma	L, 65-49
12/13	at East Central	L, 69-45
12/18	Cameron	L, 68-60
12/20	Southwestern Oklahoma	W, 71-64
12/30	at UT-Permian Basin	W, 96-93
1/3	A&M-International	W, 71-58
1/6	at A&M-Commerce	W, 67-65
1/8	at Texas Woman's	L, 79-47
1/12	West Texas A&M*	L, 74-67
1/15	at A&M-Kingsville*	W, 64-47
1/19	at Tarleton State*	L, 81-51
1/22	Midwestern State*	W, 60-51
1/26	Abilene Christian*	L, 74-58
1/29	at Angelo State*	L, 65-58
2/5	at Eastern New Mexico*	W, 62-50
2/9	Tarleton State*	L, 70-62
2/12	at Midwestern State*	L, 71-60
2/15	at Abilene Christian*	L, 69-54
2/19	Angelo State*	L, 53-49
2/21	Eastern New Mexico*	W, 58-57
2/23	at West Texas A&M*	L, 62-44
2/26	A&M-Kingsville*	W, 77-57

\* Lone Star Conference

## 2009-10 (20-9, 13-1)

Heartland Conference Champions		
11/15	at West Texas A&M	L, 59-50
11/20	vs Angelo State^	W, 59-54
11/21	vs Abilene Christian^	W, 67-63
11/25	Arkansas-Monticello	W, 59-52
11/28	at Ouachita Baptist	L, 59-58
11/30	at Abilene Christian	W, 60-44
12/4	Harding	L, 66-60
12/13	at A&M-Corpus Christi	L, 62-51
12/17	at UT-Permian Basin*	W, 61-58
12/19	at Panhandle State*	W, 66-48
12/29	vs A&M-Commerce+	W, 77-60
12/30	vs Central Oklahoma+	L, 83-73
1/2	Newman*	W, 81-42
1/4	Lincoln*	W, 73-60
1/7	at St. Edward's*	W, 80-69
1/9	at A&M-International*	W, 64-58
1/16	St. Mary's*	L, 48-38
1/23	Arkansas-Fort Smith	W, 73-64
1/28	at Lincoln	W, 59-46
1/30	at Newman	W, 47-43
2/4	Panhandle State*	W, 56-43
2/6	UT-Permian Basin*	W, 87-78
2/11	A&M-International*	W, 86-41
2/13	St. Edward's*	W, 66-55
2/20	at St. Mary's*	W, 60-50
2/25	at Arkansas-Fort Smith	L, 84-70
2/27	Midwestern State	L, 67-66
3/5	vs St. Edward's!	W, 66-48

# YEARLY RESULTS

3/6 at St. Mary's! ..... L, 61-46  
 \* Heartland Conference  
 ^ Hilltopper Classic, Austin, TX  
 + St. Mary's Classic  
 ! Heartland Tournament, St. Mary's

## 2008-09 (21-9, 11-3)

Heartland Conference Tournament Championships  
 NCAA Division II Tournament  
 11/15 Tarleton State ..... W, 77-53  
 11/16 Angelo State ..... W, 66-62  
 11/20 at Midwestern State ..... L, 60-59  
 11/22 at A&M-Commerce ..... L, 89-88  
 11/25 at Angelo State ..... L, 58-55  
 11/28 vs Southwest Baptist^ ..... W, 73-65  
 11/29 vs A&M-Commerce^ ..... W, 87-81  
 12/4 Ouachita Baptist ..... W, 78-69  
 12/6 Southwestern Oklahoma ..... W, 81-61  
 12/15 at Abilene Christian ..... L, 68-53  
 12/18 at Harding ..... L, 73-69  
 12/21 at Arkansas Tech ..... W, 79-65  
 12/31 Abilene Christian ..... W, 75-57  
 1/8 Panhandle State\* ..... W, 67-45  
 1/10 UT-Permian Basin\* ..... W, 75-36  
 1/17 A&M-International\* ..... L, 76-73  
 1/22 at St. Edward's\* ..... W, 67-55  
 1/24 at St. Mary's\* ..... L, 60-38  
 1/29 at Lincoln\* ..... W, 81-53  
 1/31 at Newman\* ..... W, 70-58  
 2/4 St. Edward's\* ..... W, 77-63  
 2/7 at A&M-International\* ..... W, 85-70  
 2/12 Newman\* ..... W, 71-46  
 2/14 Lincoln\* ..... W, 79-56  
 2/21 St. Mary's\* ..... L, 65-59  
 2/26 at UT-Permian Basin\* ..... W, 60-51  
 2/28 at Panhandle State\* ..... W, 64-44  
 3/6 vs A&M-International! ..... W, 71-57  
 3/7 at St. Mary's! ..... W, 61-59  
 3/13 vs Washburn+ ..... L, 57-38

\* Heartland Conference

^ St. Mary's Classic

! Heartland Tournament, St. Mary's

+ NCAA First Round, Canyon, TX

## 2007-08 (17-11, 11-3)

11/16 vs Abilene Christian ..... W, 59-51  
 11/17 vs Missouri Southern ..... L, 52-43  
 11/20 at Tarleton State ..... L, 53-45  
 11/23 vs Concordia-St. Paul^ ..... L, 88-60  
 11/24 at A&M-Kingsville^ ..... W, 80-65  
 11/27 Abilene Christian ..... L, 71-67  
 12/14 Cameron ..... W, 48-43  
 12/15 Midwestern State ..... L, 63-55  
 12/19 at Northeastern State ..... L, 62-42  
 12/20 at Southwestern Oklahoma ..... L, 62-56  
 12/30 vs Montevallo ..... W, 77-66  
 12/31 vs Southeastern Oklahoma ..... W, 57-53  
 1/6 A&M-Commerce ..... W, 68-57  
 1/10 at Panhandle State\* ..... W, 62-56  
 1/12 at UT-Permian Basin\* ..... W, 73-38  
 1/17 at A&M-International\* ..... W, 67-54  
 1/21 St. Mary's\* ..... L, 46-44  
 1/24 St. Edward's\* ..... W, 59-55  
 1/31 Lincoln\* ..... W, 63-45  
 2/2 Newman\* ..... W, 62-41  
 2/9 A&M-International\* ..... W, 69-61  
 2/14 at Newman\* ..... W, 62-45  
 2/16 at Lincoln\* ..... L, 85-79 (OT)  
 2/23 at St. Mary's\* ..... L, 79-65  
 2/25 at St. Edward's\* ..... W, 67-59  
 2/28 UT-Permian Basin\* ..... W, 103-71  
 3/1 Panhandle State\* ..... W, 65-61  
 3/7 vs St. Edward's! ..... L, 63-56

\* Heartland Conference  
 ^ A&M-Kingsville Thanksgiving Classic  
 ! Heartland Tournament

## 2006-07 (15-14, 6-4)

11/15 Angelo State ..... L, 77-55  
 11/17 vs Abilene Christian ..... L, 80-62  
 11/18 vs Texas Woman's ..... W, 75-60  
 11/21 at Angelo State ..... L, 78-57  
 11/24 vs A&M-Commerce^ ..... L, 58-55  
 11/25 at A&M-Kingsville^ ..... L, 79-72 (OT)  
 12/2 Arkansas Tech ..... W, 51-49  
 12/14 at Abilene Christian ..... L, 67-55  
 12/18 Tarleton State ..... W, 62-56  
 12/20 Northeastern State ..... L, 65-53  
 12/29 at Cameron ..... W, 80-73  
 12/30 at Midwestern State ..... L, 55-48  
 1/4 UT-Permian Basin ..... W, 101-45  
 1/6 Panhandle State\* ..... W, 59-51  
 1/15 at St. Mary's\* ..... W, 69-63 (OT)  
 1/18 at St. Edward's\* ..... L, 54-41  
 1/20 at A&M-International ..... W, 64-56  
 1/25 at Lincoln\* ..... W, 61-44  
 1/27 at Montana State-Billings\* ..... L, 89-81  
 1/28 at Montana State-Billings ..... L, 66-65  
 2/3 St. Mary's\* ..... L, 59-58  
 2/8 Lincoln\* ..... W, 47-43  
 2/10 Montana State-Billings\* ..... W, 65-37  
 2/17 St. Edward's\* ..... L, 47-45 (OT)  
 2/19 A&M-International ..... W, 62-46  
 2/22 at UT-Permian Basin ..... W, 74-54  
 2/24 at Panhandle State\* ..... W, 65-62  
 3/2 vs St. Edward's! ..... W, 56-53 (OT)  
 3/3 vs Montana State-Billings! ..... L, 62-56

\* Heartland Conference

^ A&M-Kingsville Thanksgiving Classic

! Heartland Tournament

## 2005-06 (8-19, 5-7)

11/18 vs Abilene Christian ..... L, 73-51  
 11/19 vs Southeastern Oklahoma ..... L, 80-72  
 11/22 at Angelo State ..... L, 59-49  
 11/25 vs Missouri-Rolla^ ..... L, 57-50  
 11/26 vs Angelo State^ ..... L, 62-42  
 11/29 Abilene Christian ..... L, 66-44  
 12/2 West Florida ..... L, 50-43  
 12/3 Pittsburg State ..... W, 65-60  
 12/18 Texas Woman's ..... L, 71-67  
 12/20 A&M-International ..... L, 73-66  
 12/30 Midwestern State ..... W, 77-74  
 1/2 at Texas Woman's ..... L, 72-58  
 1/7 at Tarleton State ..... L, 77-44  
 1/11 Montana State-Billings\* ..... L, 75-62  
 1/12 Montana State-Billings ..... L, 61-53  
 1/14 Lincoln\* ..... W, 77-50  
 1/18 at St. Mary's\* ..... W, 67-63 (OT)  
 1/20 St. Edward's\* ..... L, 68-64  
 1/25 at Panhandle State\* ..... L, 61-49  
 1/27 at Western New Mexico\* ..... W, 60-59  
 1/28 at Western New Mexico ..... W, 48-43  
 2/4 St. Mary's\* ..... L, 73-69 (OT)  
 2/9 Panhandle State\* ..... W, 55-53  
 2/11 Western New Mexico\* ..... L, 71-59  
 2/15 at Montana State-Billings\* ..... L, 69-63  
 2/17 at Lincoln\* ..... W, 56-48  
 2/22 at St. Edward's\* ..... L, 70-55

\* Heartland Conference

^ A&M-Kingsville Thanksgiving Classic

## 2004-05 (17-12, 6-6)

11/15 Lubbock Christian ..... W, 71-66  
 11/19 vs Abilene Christian% ..... W, 79-64  
 11/20 vs A&M-Kingsville% ..... W, 72-59  
 11/25 vs Arkansas-Monticello^ ..... W, 76-60

11/26 vs Arkansas Tech^ ..... L, 52-51  
 11/27 vs Southwestern Oklahoma^ ..... L, 64-57  
 11/30 Angelo State ..... L, 78-71  
 12/3 Newman ..... W, 79-60  
 12/4 Emporia State ..... L, 72-55  
 12/18 Southeastern Oklahoma ..... W, 82-54  
 12/20 vs Missouri Western\$ ..... W, 72-70 (OT)  
 12/21 vs Angelo State\$ ..... L, 72-56  
 12/30 at Midwestern State ..... W, 70-66  
 1/1 at Southeastern Oklahoma ..... W, 70-69  
 1/6 Drury\* ..... L, 90-57  
 1/8 Lincoln\* ..... W, 65-58  
 1/15 at Rockhurst\* ..... W, 68-54  
 1/20 Panhandle State\* ..... W, 64-41  
 1/23 at A&M-International ..... W, 74-55  
 1/27 at St. Edward's\* ..... W, 60-50  
 1/29 at St. Mary's\* ..... L, 59-54  
 2/5 at Lincoln\* ..... L, 52-49 (OT)  
 2/6 at Drury\* ..... L, 78-66  
 2/12 Rockhurst\* ..... W, 85-60  
 2/16 at Panhandle State\* ..... L, 66-62  
 2/24 St. Edward's\* ..... W, 93-91 (4OT)  
 2/26 St. Mary's\* ..... L, 62-60  
 3/2 at Panhandle State! ..... W, 73-58  
 3/5 at Drury! ..... L, 75-49

\* Heartland Conference

% Hilltopper Classic, Austin, TX

^ A&M-Kingsville Thanksgiving Classic

\$ St. Mary's Christmas Classic

! Heartland Tournament

## 2003-04 (18-11, 8-4)

11/15 at Harding ..... W, 68-61  
 11/21 vs Delta State% ..... W, 56-55  
 11/22 vs Tarleton State% ..... W, 67-44  
 11/27 vs Central Missouri^ ..... W, 79-73  
 11/28 vs South Dakota State^ ..... L, 90-64  
 11/29 vs Concordia (MN)^ ..... L, 99-51  
 12/5 Midwestern State ..... L, 64-59  
 12/6 Dowling ..... W, 82-66  
 12/16 A&M-International ..... W, 87-55  
 12/19 vs Southeastern Oklahoma\$ ..... W, 68-62  
 12/20 vs Southwest Baptist\$ ..... L, 58-56  
 12/28 UT-Permian Basin ..... W, 101-61  
 12/31 at Midwestern State ..... L, 69-67  
 1/4 Harding ..... W, 77-46  
 1/8 at Lincoln\* ..... W, 68-60  
 1/10 at Rockhurst\* ..... W, 73-59  
 1/17 Drury\* ..... L, 67-44  
 1/22 at St. Edward's\* ..... W, 61-47  
 1/24 Panhandle State\* ..... W, 80-53  
 1/27 at UT-Pan American ..... L, 63-46  
 1/31 at St. Mary's\* ..... L, 66-62  
 2/5 Lincoln\* ..... W, 87-49  
 2/7 Rockhurst\* ..... W, 69-52  
 2/14 at Drury\* ..... L, 82-55  
 2/19 St. Edward's\* ..... W, 63-47  
 2/21 at Panhandle State\* ..... W, Forf.  
 2/28 St. Mary's\* ..... L, 71-63  
 3/3 at St. Mary's! ..... W, 64-52  
 3/6 at Drury! ..... L, 72-48

\* Heartland Conference

% St. Mary's Tournament

^ A&M-Kingsville Thanksgiving Classic

\$ St. Mary's Christmas Classic

! Heartland Tournament

## 2002-03 (15-12, 5-5)

11/22 at Abilene Christian% ..... L, 69-47  
 11/23 vs Texas Woman's% ..... L, 69-66  
 11/28 vs Minnesota-Duluth^ ..... W, 55-53  
 11/29 vs Central Oklahoma^ ..... W, 67-58  
 11/30 vs Southwestern Oklahoma^ ..... L, 53-52  
 12/6 Eastern New Mexico& ..... W, 55-51

# YEARLY RESULTS

12/7 Wayland Baptist&..... L, 70-56  
 12/19 vs Tarleton State\$..... W, 60-58  
 12/20 vs Southeastern Oklahoma\$..... W, 62-55  
 12/31 East Central..... W, 64-50  
 1/4 William Jewell..... W, 64-46  
 1/6 St. Gregory's..... W, 50-46  
 1/9 Lincoln\*..... L, 53-49  
 1/11 Rockhurst\*..... W, 72-62  
 1/15 at A&M-Kingsville..... L, 67-42  
 1/18 at Drury\*..... L, 91-60  
 1/23 St. Edward's\*..... W, 63-43  
 1/25 at Panhandle State..... W, 81-50  
 2/1 St. Mary's\*..... W, 66-60  
 2/6 at Lincoln\*..... L, 60-48  
 2/8 at Rockhurst\*..... W, 76-68  
 2/13 Drury\*..... L, 69-59  
 2/20 at St. Edward's\*..... W, 67-61  
 2/22 Panhandle State..... W, 74-50  
 2/25 at UT-Pan American..... L, 77-68  
 3/1 at St. Mary's\*..... L, 63-59  
 3/5 at Drury!..... L, 85-63

\*Heartland Conference  
 % Abilene Christian Classic  
 ^ A&M-Kingsville Thanksgiving Classic  
 & UIW Classic  
 \$ St. Mary's Christmas Classic  
 ! Heartland Tournament

## 2001-02 (11-16, 5-5)

11/16 at East Central..... L, 69-51  
 11/17 at Southeastern Oklahoma..... L, 98-75  
 11/22 at A&M-Kingsville^..... W, 76-72  
 11/23 vs Minnesota-Crookston^..... L, 74-62  
 11/24 vs Hillsdale^..... L, 79-70  
 11/30 Henderson State&..... W, 70-60  
 12/1 Rollins&..... L, 65-59  
 12/3 Southeastern Oklahoma..... L, 70-60  
 12/15 vs Tarleton State\$..... W, 73-61  
 12/16 vs Angelo State\$..... L, 66-54  
 12/19 at Henderson State..... L, 58-49  
 1/5 at UT-Pan American..... L, 73-61  
 1/8 Panhandle State..... W, 74-51  
 1/10 at Lincoln\*..... W, 66-40  
 1/12 at Rockhurst\*..... W, 78-52  
 1/17 Drury\*..... L, 75-53  
 1/21 at Centenary..... L, 66-57  
 1/24 at St. Edward's\*..... L, 51-48  
 1/29 at Houston Baptist..... L, 75-68  
 2/2 at St. Mary's\*..... L, 58-51  
 2/7 Lincoln\*..... W, 56-23  
 2/9 Rockhurst\*..... W, 88-58  
 2/13 National Christian..... W, 98-32  
 2/16 at Drury\*..... L, 85-43  
 2/21 St. Edward's\*..... W, 82-69  
 2/23 Montana State-Billings..... W, 62-50  
 2/28 St. Mary's\*..... L, 78-58

\* Heartland Conference  
 ^ A&M-Kingsville Thanksgiving Classic  
 & UIW Classic  
 \$ St. Mary's Christmas Classic

## 2000-01 (6-21, 2-10)

11/17 at Angelo State%..... L, 71-49  
 11/18 vs Texas Lutheran%..... W, 87-39  
 11/20 Southwest Baptist..... L, 79-69  
 11/23 vs Huston-Tillotson^..... W, 65-36  
 11/24 vs Emporia State^..... L, 66-43  
 11/25 at A&M-Kingsville^..... L, 89-46  
 12/1 Abilene Christian&..... W, 76-64  
 12/2 Southeastern Oklahoma&..... L, 76-70  
 12/5 A&M-Kingsville..... L, 78-55  
 12/8 vs Midwestern State\$..... L, 72-49  
 12/9 vs Angelo State\$..... L, 62-57  
 12/13 at Biola..... L, 63-59

12/14 at Cal State-Los Angeles..... L, 83-64  
 1/3 Houston Baptist..... L, 73-49  
 1/5 Lyon..... W, 60-47  
 1/11 Lincoln\*..... W, 50-41  
 1/13 Rockhurst\*..... L, 61-42  
 1/20 at Drury\*..... L, 83-54  
 1/25 St. Edward's\*..... L, 77-70  
 1/27 at Texas Wesleyan\*..... L, 65-49  
 2/3 St. Mary's\*..... L, 57-49  
 2/8 at Lincoln\*..... L, 61-54  
 2/10 at Rockhurst\*..... L, 78-49  
 2/17 Drury\*..... L, 89-69  
 2/22 at St. Edward's\*..... W, 82-78 (OT)  
 2/24 Texas Wesleyan\*..... L, 67-44  
 3/1 at St. Mary's\*..... L, 68-42

\* Heartland Conference  
 ^ A&M-Kingsville Thanksgiving Classic  
 & UIW Classic  
 \$ St. Mary's Christmas Classic

## 1999-00 (15-12)

11/19 vs A&M-Commerce%..... W, 58-49  
 11/20 vs Angelo State%..... W, 94-77  
 11/25 vs West Florida^..... L, 60-50  
 11/26 vs Texas Woman's^..... W, 73-67  
 11/27 vs Cameron^..... W, 64-62  
 12/3 Wayland Baptist&..... L, 84-59  
 12/4 Colorado Christian&..... W, 67-51  
 12/9 vs Grand Valley State#..... L, 67-64  
 12/10 vs American-Puerto Rico#..... W, 109-21  
 12/11 vs Southeastern Okla.#..... W, 74-70 (OT)  
 12/13 at Wayland Baptist..... L, 74-65  
 12/29 A&M-Kingsville..... W, 81-76  
 1/1 Rockhurst+..... L, 76-74  
 1/2 Oklahoma City+..... L, 80-71  
 1/12 at St. Edward's..... W, 84-78  
 1/15 Texas Wesleyan..... W, 76-61  
 1/19 at Texas Lutheran..... W, 66-62  
 1/26 at St. Mary's..... W, 70-54  
 1/29 St. Edward's..... L, 71-64  
 2/2 at Texas Wesleyan..... L, 65-55  
 2/5 Texas Lutheran..... W, 76-71  
 2/9 at Angelo State..... W, 78-53  
 2/12 at St. Mary's..... L, 60-34  
 2/16 at St. Edward's..... L, 85-78  
 2/19 Texas Wesleyan..... L, 54-47  
 2/23 at Texas Lutheran..... L, 69-67  
 2/29 St. Mary's..... W, 72-71

% St. Mary's Classic  
 ^ A&M-Kingsville Thanksgiving Classic  
 & UIW Classic  
 # West Texas A&M 7-Up, Canyon, TX  
 + UIW New Year's Classic

## 1998-99 (25-5, 9-1)

Heart of Texas Conference Champions  
 Heart of Texas Tournament Champions  
 #15 NAIA  
 11/13 at Texas Woman's%..... L, 58-52  
 11/14 vs Central Oklahoma%..... W, 61-45  
 11/17 Angelo State..... W, 74-58  
 11/26 at A&M-Kingsville^..... L, 66-47  
 11/27 vs Northeastern State^..... W, 68-57  
 11/28 vs Cameron^..... W, 72-60  
 12/4 Wayland Baptist&..... L, 85-75  
 12/5 Huston-Tillotson&..... W, 81-68  
 12/7 A&M-Kingsville..... W, 74-63  
 12/11 vs Schreiner\$..... W, 82-47  
 12/12 vs A&M-Commerce\$..... W, 73-62  
 12/14 Eastern New Mexico..... W, 74-68  
 12/30 Louisiana College..... W, 77-66  
 1/1 Biola+..... W, 69-66  
 1/2 East Central+..... W, 87-62  
 1/6 at Texas Lutheran\*..... W, 74-48

1/16 at St. Mary's\*..... W, 66-57  
 1/20 Texas Wesleyan\*..... W, 81-52  
 1/23 Concordia-Texas\*..... W, 94-45  
 1/27 St. Edward's\*..... W, 88-77  
 1/30 Texas Lutheran\*..... W, 77-58  
 2/4 at Huston-Tillotson..... W, 67-49  
 2/10 St. Mary's\*..... W, 56-55  
 2/13 at Texas Wesleyan\*..... W, 70-55  
 2/17 at Concordia-Texas\*..... W, 91-38  
 2/20 at St. Edward's\*..... L, 82-81  
 2/24 Texas Lutheran!..... W, 67-62  
 3/3 St. Mary's!..... W, 64-57  
 3/18 vs Rio Grande#..... W, 86-70  
 3/19 at Union#..... L, 108-86

\* Heart of Texas Conference  
 % St. Mary's Classic  
 ^ A&M-Kingsville Thanksgiving Classic  
 \$ UIW Classic  
 # Crusader Classic  
 ! Heart of Texas Tournament  
 # NAIA Tournament, Jackson, TN

## 1997-98 (19-10, 10-4)

Heart of Texas Tournament Champions  
 11/15 Lubbock Christian..... W, 74-68  
 11/18 A&M-Kingsville..... W, 68-62 (OT)  
 11/20 Colorado Mines..... L, 71-67  
 11/28 at Fresno Pacific%..... L, 86-74  
 11/29 vs Biola%..... W, 68-56 (OT)  
 12/2 at Texas Christian..... L, 67-61  
 12/5 Texas Woman's^..... W, 81-64  
 12/6 Oklahoma Christian^..... W, 66-65  
 12/12 vs Eastern New Mexico\$..... W, 59-54  
 12/13 at Angelo State\$..... L, 62-59  
 1/2 East Central#..... W, 75-61  
 1/3 Wayland Baptist#..... L, 66-58  
 1/10 Texas Lutheran\*..... W, 66-65  
 1/14 at Concordia-Texas\*..... W, 91-63  
 1/17 St. Edward's\*..... L, 65-64 (OT)  
 1/22 at East Texas Baptist\*..... L, 72-68  
 1/24 Texas Wesleyan\*..... W, 66-64  
 1/28 at St. Mary's\*..... W, 66-61  
 1/31 at Schreiner\*..... W, 56-45  
 2/7 at Texas Lutheran\*..... L, 64-43  
 2/11 Concordia-Texas\*..... W, 86-54  
 2/14 at St. Edward's\*..... L, 73-66  
 2/19 East Texas Baptist\*..... W, 70-60  
 2/21 at Texas Wesleyan\*..... W, 77-66  
 2/25 St. Mary's\*..... W, 77-75 (2OT)  
 2/28 Schreiner\*..... W, 94-51  
 3/6 at St. Edward's!..... W, 71-67  
 3/9 at East Texas Baptist!..... W, 64-61  
 3/18 vs Phillips+..... L, 65-55

\* Heart of Texas Conference  
 % Fresno Pacific Classic, Fresno, CA  
 ^ Crusader Classic  
 \$ Angelo State Classic, San Angelo, TX  
 # Bud Light Tournament at UIW  
 ! Heart of Texas Conference Tournament  
 + NAIA Tournament, Jackson, TN

## 1996-97 (18-10, 12-4)

11/19 Huston-Tillotson..... W, 95-38  
 11/22 at Huston-Tillotson..... W, 48-45  
 11/29 vs Texas College^..... W, Forf  
 11/30 at A&M-Kingsville^..... L, 59-54  
 12/4 Wayland Baptist..... L, 77-72  
 12/5 A&M-Kingsville..... W, 73-59  
 12/14 at Dillard..... L, 60-59  
 1/2 Grand View%..... W, 63-62  
 1/3 East Central%..... L, 71-65  
 1/4 Southwestern Oklahoma%..... L, 59-57  
 1/8 at Concordia-Texas\*..... W, 75-58  
 1/11 Mary Hardin-Baylor\*..... L, 76-58

# YEARLY RESULTS

1/13 East Texas Baptist\* ..... W, 64-56  
 1/15 Schreiner\* ..... W, 83-54  
 1/22 at Texas Wesleyan\* ..... W, 93-63  
 1/25 St. Edward's\* ..... L, 77-67  
 1/29 at St. Mary's\* ..... L, 46-43  
 2/1 Texas Lutheran\* ..... W, 95-56  
 2/5 Concordia-Texas\* ..... W, 84-61  
 2/8 at Mary Hardin-Baylor\* ..... W, 66-49  
 2/13 at East Texas Baptist\* ..... W, 70-55  
 2/15 at Schreiner\* ..... W, 69-40  
 2/22 Texas Wesleyan\* ..... W, 90-66  
 2/26 at St. Edward's\* ..... L, 68-60  
 3/1 St. Mary's\* ..... W, 66-63  
 3/4 at Texas Lutheran\* ..... W, 73-67  
 3/6 at St. Edward's! ..... W, 46-45  
 3/10 at Mary Hardin-Baylor! ..... L, 61-59

\* Heart of Texas Conference  
 ^ Pepsi Classic, Kingsville, TX  
 % Crusader Classic  
 ! Heart of Texas Conference Tournament

## 1995-96 (22-6, 12-2)

Heart of Texas Conference Co-Champions  
 11/16 Huston-Tillotson ..... W, 98-47  
 11/17 vs Lubbock Christian% ..... W, 73-40  
 11/18 at Howard Payne% .. L, 111-104 (2OT)  
 11/30 A&M-Kingsville ..... W, 72-49  
 12/4 Dillard ..... W, 83-64  
 12/7 Jarvis Christian ..... W, 114-32  
 12/9 at Huston-Tillotson ..... W, 99-41  
 12/15 at Lubbock Christian ..... W, 66-62  
 12/16 at Wayland Baptist ..... L, 78-65  
 1/3 East Central^ ..... L, 100-64  
 1/4 East Texas Baptist^ ..... W, 75-73  
 1/5 Fresno Pacific^ ..... W, 87-80  
 1/9 Howard Payne ..... W, 109-60  
 1/13 at Texas Wesleyan\* ..... W, 74-63  
 1/17 St. Edward's\* ..... W, 72-55  
 1/20 Mary Hardin-Baylor\* ..... W, 75-73 (OT)  
 1/24 at Texas Lutheran\* ..... W, 75-48  
 1/27 Concordia-Texas\* ..... W, 84-57  
 1/31 at St. Mary's\* ..... L, 60-52  
 2/3 at Schreiner\* ..... W, 92-53  
 2/7 Texas Wesleyan\* ..... W, 107-55  
 2/10 at St. Edward's\* ..... W, 92-60  
 2/14 at Mary Hardin-Baylor\* ..... L, 82-69  
 2/17 Texas Lutheran\* ..... W, 83-64  
 2/21 at Concordia-Texas\* ..... W, 93-58  
 2/24 St. Mary's\* ..... W, 59-57  
 2/27 Schreiner\* ..... W, 85-59  
 St. Mary's! ..... L, 58-51

\* Heart of Texas Conference  
 % Howard Payne Tournament, Brownwood, TX  
 ^ Crusader Classic  
 ! Heart of Texas Conference Tournament

## 1994-95 (19-11, 9-5)

11/12 Wayland Baptist ..... L, 83-78  
 11/18 at Howard Payne% ..... W, 78-57  
 11/19 vs Sul Ross State% ..... W, 93-58  
 11/22 Huston-Tillotson ..... W, 108-45  
 11/30 at Tarleton State ..... W, 67-59  
 12/2 vs Southwestern Oklahoma^ .. L, 78-70  
 12/3 vs Arkansas Tech^ ..... L, 63-47  
 12/5 at Huston-Tillotson ..... W, 100-78  
 12/7 Angelo State ..... W, 72-57  
 12/10 Howard Payne ..... W, 66-60  
 1/3 Western Connecticut ..... W, 98-46  
 1/5 Seattle University& ..... L, 86-76  
 1/6 East Texas Baptist& ..... L, 72-71  
 1/7 St. Edward's& ..... W, 96-54  
 1/9 Tarleton State ..... W, 75-52  
 1/14 Texas Wesleyan\* ..... W, 93-65

1/18 at St. Edward's\* ..... W, 86-70  
 1/21 at Mary Hardin-Baylor\* ..... L, 68-58  
 1/25 Texas Lutheran\* ..... W, 74-61  
 1/28 at Concordia-Texas\* ..... W, 101-80  
 2/1 St. Mary's\* ..... W, 74-63  
 2/4 Schreiner\* ..... W, 82-69  
 2/8 at Texas Wesleyan\* ..... L, 80-77 (OT)  
 2/11 St. Edward's\* ..... L, 71-70  
 2/15 Mary Hardin-Baylor\* ..... L, 75-72 (OT)  
 2/18 at Texas Lutheran\* ..... W, 80-55  
 2/22 Concordia-Texas\* ..... W, 92-60  
 2/25 at St. Mary's\* ..... L, 72-71  
 2/28 at Schreiner\* ..... W, 74-65  
 3/3 at Mary Hardin-Baylor! ..... L, 90-79

\* Heart of Texas Conference  
 % Howard Payne Tournament  
 ^ Ashbrook Classic, Wichita Falls, TX  
 & Crusader Tournament  
 ! Heart of Texas Conference Tournament

## 1993-94 (10-20, 5-5)

11/10 Hardin-Simmons ..... L, 80-67  
 11/12 vs Southwestern Oklahoma# .. L, 77-53  
 11/13 vs Southeastern Oklahoma# .. L, 75-61  
 11/19 vs Sul Ross State\$ ..... W, 62-45  
 11/20 at Howard Payne\$ ..... W, 72-46  
 11/29 at A&M-Kingsville ..... L, 66-56  
 12/1 at Tarleton State ..... L, 70-62  
 12/3 at Midwestern State% ..... L, 100-69  
 12/4 vs St. Edward's% ..... L, 77-59  
 12/8 at Schreiner ..... L, 74-63  
 12/10 Howard Payne ..... W, 82-68  
 12/11 at Hardin-Simmons ..... W, 60-57  
 12/18 at Abilene Christian ..... L, 97-65  
 1/6 East Texas Baptist^ ..... L, 73-67  
 1/7 East Central^ ..... W, 91-80 (OT)  
 1/8 St. Mary's^ ..... L, 80-77 (OT)  
 1/11 A&M-Kingsville ..... L, 79-65  
 1/13 at Concordia-Texas ..... L, 89-80  
 1/15 Midwestern State ..... L, 107-70  
 1/26 at Texas Lutheran\* ..... W, 66-63  
 1/29 St. Edward's\* ..... W, 63-56  
 2/2 at Mary Hardin-Baylor\* ..... L, 85-68  
 2/5 at St. Mary's\* ..... L, 76-67  
 2/9 Texas Wesleyan\* ..... W, 90-79  
 2/12 Texas Lutheran\* ..... W, 85-57  
 2/16 at St. Edward's\* ..... L, 85-68  
 2/19 Mary Hardin-Baylor\* ..... L, 93-63  
 2/23 St. Mary's\* ..... L, 61-59  
 2/26 at Texas Wesleyan\* ..... W, 82-78 (OT)  
 3/3 at Mary Hardin-Baylor! ..... L, 85-69

\* Heart of Texas Conference  
 # Schreiner Tournament, Kerrville, TX  
 \$ Howard Payne Tournament, Brownwood, TX  
 ^ Ashbrook Classic, Wichita Falls, TX  
 ^ Crusader Tournament  
 ! Heart of Texas Conference Tournament

## 1992-93 (19-12, 7-3)

11/11 Hardin-Simmons ..... W, 78-74  
 11/13 at Schreiner% ..... W, 68-67  
 11/14 vs St. Edward's% ..... L, 72-44  
 11/17 Concordia-Texas ..... W, 80-69  
 11/20 at Lubbock Christian ..... L, 97-95 (2OT)  
 11/21 at Wayland Baptist ..... L, 83-38  
 11/28 Huston-Tillotson ..... W, 64-57  
 12/2 at Concordia-Texas ..... W, 79-67  
 12/4 vs Southwestern Oklahoma# .. L, 86-55  
 12/5 at Midwestern State# ..... L, 83-65  
 12/7 at Huston-Tillotson ..... W, 83-73  
 12/10 A&M-Kingsville ..... L, 71-57  
 12/12 Lubbock Christian ..... W, 78-59  
 1/5 Schreiner ..... W, 76-58  
 1/7 East Texas Baptist^ ..... W, 87-71

1/8 Oklahoma Christian^ ..... L, 79-64  
 1/9 East Central^ ..... L, 71-57  
 1/12 at Tarleton State ..... W, 83-79  
 1/16 at Mary Hardin-Baylor\* ..... W, 66-58  
 1/20 at St. Mary's\* ..... W, 54-52  
 1/23 Texas Wesleyan\* ..... W, 76-56  
 1/27 Texas Lutheran\* ..... W, 68-46  
 1/30 at St. Edward's\* ..... L, 92-68  
 2/3 Mary Hardin-Baylor\* ..... W, 79-71  
 2/6 St. Mary's\* ..... W, 91-72  
 2/10 at Texas Wesleyan\* ..... W, 80-68  
 2/13 at Texas Lutheran\* ..... L, 82-66  
 2/15 St. Edward's\* ..... L, 84-64  
 2/19 Texas Lutheran! ..... W, 71-69  
 2/22 at Schreiner! ..... W, 66-54  
 2/24 at St. Edward's! ..... L, 94-65

\* Heart of Texas Conference  
 % Schreiner Tournament, Kerrville, TX  
 # Ashbrook Classic, Wichita Falls, TX  
 ^ Lady Crusader Tournament  
 ! Heart of Texas Conference Tournament

## 1991-92 (8-20, 3-7)

11/12 Concordia-Texas ..... W, 103-74  
 11/15 at Schreiner ..... L, 83-72  
 11/19 at Wayland Baptist ..... L, 91-54  
 11/22 at Western New Mexico ..... L, 90-80  
 11/23 at Western New Mexico ..... L, 78-57  
 11/30 at Huston-Tillotson ..... W, 83-73  
 12/3 at A&M-Kingsville ..... L, 63-57  
 12/6 at Midwestern State% ..... L, 85-55  
 12/7 vs Texas Wesleyan% ..... L, 67-57  
 1/8 Schreiner ..... L, 78-54  
 1/9 Texas Woman's^ ..... W, 58-52  
 1/10 Tarleton State^ ..... L, 71-64  
 1/11 St. Edward's^ ..... L, 78-39  
 1/14 at Concordia-Texas ..... W, 85-82  
 1/16 Huston-Tillotson ..... W, 70-65  
 1/18 at Texas Wesleyan\* ..... L, 75-69  
 1/20 Paul Quinn ..... L, 55-54  
 1/22 Texas Lutheran\* ..... W, 80-71  
 1/23 Wayland Baptist ..... L, 98-55  
 1/25 St. Mary's\* ..... L, 78-76  
 1/29 at Mary Hardin-Baylor\* ..... L, 72-56  
 2/1 at St. Edward's\* ..... L, 75-57  
 2/5 Texas Wesleyan\* ..... W, 82-69  
 2/8 at Texas Lutheran\* ..... L, 80-59  
 2/12 at St. Mary's\* ..... W, 67-61  
 2/13 at Tarleton State ..... L, 66-49  
 2/15 Mary Hardin-Baylor\* ..... L, 82-69  
 2/17 St. Edward's\* ..... L, 65-56

\* Heart of Texas Conference  
 % Midwestern State Tournament, Wichita Falls, TX  
 ^ Lady Crusader Tournament

## 1990-91 (7-23, 1-9)

11/10 at Midwestern State (f) ..... L, 66-59  
 11/12 Paul Quinn ..... W, 69-61  
 11/15 at Southwestern ..... L, 70-58  
 11/17 at East Texas Baptist ..... L, 85-56  
 11/26 Schreiner ..... W, 80-77  
 11/29 at UT-Arlington ..... L, 101-54  
 12/1 at Paul Quinn ..... L, 65-57  
 12/3 at Tarleton State% ..... L, 56-53  
 12/4 vs East Central% ..... L, 69-58  
 12/8 vs Chihuahua^ ..... L, 84-49  
 12/8 at Western New Mexico^ ..... L, 95-65  
 12/11 Huston-Tillotson ..... W, 87-67  
 12/15 at A&M-Kingsville ..... L, 70-60  
 1/5 at Huston-Tillotson ..... W, 79-76  
 1/8 Midwestern State (f) ..... L, 82-51  
 1/12 Concordia-Texas ..... L, 75-66  
 1/14 at Wayland Baptist ..... L, 94-37

# YEARLY RESULTS

1/17 at Schreiner..... L, 78-60  
 1/19 at St. Mary's\*..... W, 64-50  
 1/23 Mary Hardin-Baylor\*..... L, 87-77  
 1/26 St. Edward's\*..... L, 72-49  
 1/30 at Texas Wesleyan\*..... L, 79-58  
 1/31 at Concordia-Texas..... L, 89-79  
 2/2 Texas Lutheran\*..... L, 70-60  
 2/6 St. Mary's\*..... L, 89-77  
 2/9 at Mary Hardin-Baylor\*..... L, 95-75  
 2/11 at East Texas Baptist..... L, 88-59  
 2/13 at St. Edward's\*..... L, 85-51  
 2/16 Texas Wesleyan\*..... L, 55-50  
 2/18 at Texas Lutheran\*..... L, 67-64

\* Heart of Texas Conference

% Tarleton State Tournament, Stephenville, TX

^ Western New Mexico Tournament, Silver Springs, NM

(f) MSU forfeits both games due to playing ineligible player

## 1989-90 (12-16, 5-5)

11/13 at Austin College..... W, 91-42  
 11/18 at Schreiner..... L, 70-69  
 11/24 at Dillard..... L, 81-75  
 11/25 at Xavier (NO)..... L, 96-78  
 11/27 Sul Ross State..... L, 78-70  
 11/28 Huston-Tillotson..... W, 74-73  
 12/2 at Huston-Tillotson..... L, 83-79  
 12/4 at Concordia-Texas..... W, 77-72  
 12/7 Southwestern..... L, 81-66  
 12/9 Howard Payne..... W, 74-70  
 1/6 Paul Quinn..... L, 73-65  
 1/12 Concordia-Texas..... W, 72-65  
 1/13 Wayland Baptist..... L, 87-54  
 1/15 at Sul Ross State..... L, 71-69  
 1/16 at Howard Payne..... W, 70-62  
 1/19 Schreiner..... W, 70-67  
 1/20 Mary Hardin-Baylor\*..... W, 92-60  
 1/24 at St. Edward's\*..... L, 86-64  
 1/25 at UTEP..... L, 77-56  
 1/27 at St. Mary's\*..... W, 74-71  
 1/31 at Texas Lutheran\*..... L, 79-58  
 2/3 Texas Wesleyan\*..... L, 82-73  
 2/7 at Mary Hardin-Baylor\*..... W, 72-69  
 2/10 St. Edward's\*..... L, 79-58  
 2/14 St. Mary's\*..... W, 65-60  
 2/17 Texas Lutheran\*..... W, 65-62  
 2/21 at Texas Wesleyan\*..... L, 87-70  
 2/27 at Southwestern..... L, 64-39

\* Heart of Texas Conference

## 1988-89 (12-22, 3-7)

at Howard Payne..... L, 95-63  
 11/22 at Occidental..... W, 82-72  
 at Claremont-Mudd-Scripps..... L, 101-82  
 at CSU-Dominguez Hills..... L, 82-68  
 11/29 Schreiner..... L, 84-77  
 at Southwestern Christian..... W, 95-73  
 at East Texas Baptist..... L, 90-76  
 Sul Ross State..... W, 82-72  
 Trinity..... W, 89-41  
 12/10 Austin College..... W, 126-67  
 at Colorado College..... L, 84-74 (OT)  
 at Air Force Academy..... L, 130-71  
 East Central..... L, 105-67  
 at Sul Ross State..... L, 86-66  
 at Austin College..... L, 80-78  
 at Schreiner..... L, 76-59  
 Howard Payne..... L, 69-58  
 1/20 University of Dallas..... W, 115-51  
 1/21 at Mary Hardin-Baylor\*..... W, 94-85  
 St. Edward's\*..... L, 83-58

1/26 Concordia-Texas..... W, 97-74  
 St. Mary's\*..... L, 85-78  
 Texas Lutheran\*..... W, 85-77  
 at Texas Wesleyan\*..... L, 112-99  
 at Texas Woman's..... L, 80-57  
 at Trinity..... W, 74-62  
 Mary Hardin-Baylor\*..... L, 85-81  
 at Concordia-Texas..... L, 96-73  
 at St. Edward's\*..... L, 81-60  
 at St. Mary's\*..... W, 71-66  
 at Texas Lutheran\*..... L, 84-73  
 2/22 Texas Wesleyan\*..... L, 85-83  
 2/24 Texas Woman's..... L, 88-76  
 2/25 at University of Dallas..... W, 100-60

\* Heart of Texas Conference

## 1987-88 (6-22)

11/20 at Southern Arkansas..... L, 94-55  
 11/21 at Judson..... L, 100-65  
 11/23 at Spring Hill..... L, 72-65  
 11/28 at Huston-Tillotson..... L, 87-67  
 12/4 at Concordia-Texas^..... W, 90-82  
 12/5 vs Dana^..... W, 76-66  
 12/8 at Trinity..... L, 68-56  
 12/12 Schreiner..... L, 102-68

1/6 Huston-Tillotson..... W, 79-78  
 1/8 vs Southwestern..... L, 71-65  
 1/9 vs Texas Wesleyan..... L, 73-65  
 1/12 Sul Ross State..... L, 65-53  
 1/13 at Schreiner..... L, 93-45  
 1/15 at Paul Quinn..... L, 89-55  
 1/16 Mary Hardin-Baylor..... W, 73-61  
 1/18 Ozarks (MO)..... L, 89-53  
 1/20 at St. Edward's..... L, 88-48  
 1/23 at Texas Lutheran..... L, 93-54  
 1/28 Concordia-Texas..... L, 84-65  
 1/30 at St. Mary's..... L, 80-63  
 2/1 at East Texas Baptist..... L, 84-64  
 2/6 at Texas Wesleyan..... L, 89-70  
 2/12 Texas Wesleyan..... L, 100-66  
 2/13 St. Edward's..... L, 82-56  
 2/16 Trinity..... W, 82-62  
 2/17 at Mary Hardin-Baylor..... W, 86-78  
 2/20 Texas Lutheran..... L, 82-66  
 2/24 St. Mary's..... L, 106-62

\* Heart of Texas Conference

^ Concordia Lutheran Tournament, Austin, TX

Year	Record	Conf.	Coach
1980-81	19-7		Eric Clark
1981-82	15-7		Eric Clark
1982-83	16-9		Eric Clark
1983-84	6-17		Eric Clark
1984-85	4-19		Eric Clark
1985-86	9-16		Eric Clark
1986-87	4-20		Eric Clark
1987-88	6-22		Dick Strockbine
1988-89	12-22	3-7	Dick Strockbine
1989-90	12-16	5-5	Kim Wilson
1990-91	5-25	1-9	Kim Wilson
1991-92	8-20	3-7	Sally Walling
1992-93	19-12	7-3	Sally Walling
1993-94	10-20	6-4	Sally Walling
1994-95	19-11	9-5	Sally Walling
1995-96	22-6	12-2	Sally Walling
1996-97	18-10	12-4	Sally Walling
1997-98	19-10	10-4	Sally Walling
1998-99	25-5	9-1	Sally Walling Brooks
1999-00	15-12		Sally Walling Brooks
2000-01	6-21	2-10	Angela Lawson
2001-02	11-16	5-5	Angela Lawson
2002-03	15-12	5-5	Angela Lawson
2003-04	18-11	8-4	Angela Lawson
2004-05	17-12	6-6	Angela Lawson
2005-06	8-19	5-7	Angela Lawson
2006-07	15-14	6-4	Angela Lawson
2007-08	17-11	11-3	Angela Lawson
2008-09	21-9	11-3	Angela Lawson
2009-10	20-9	13-1	Angela Lawson
2010-11	9-17	5-9	Angela Lawson
2011-12	16-13	9-11	Angela Lawson
2012-13	17-10	13-7	Angela Lawson
2013-14	8-19	2-12	Kate Henderson
2014-15	5-24	2-16	Kate Henderson
2015-16	6-23	3-15	Kate Henderson

# ALL-TIME SERIES

OPPONENT .....	W-L	OPPONENT .....	W-L	OPPONENT .....	W-L
Abilene Christian .....	8-18	Lyon .....	1-0	Texas A&M-Corpus Christi.....	0-6
Air Force Academy .....	0-1	Mary Hardin-Baylor.....	9-14	Texas A&M-International.....	13-2
American-Puerto Rico .....	1-0	McNeese .....	1-2	Texas A&M-Kingsville .....	13-12
Angelo State .....	8-17	Midwestern State.....	7-15	Texas Christian .....	0-1
Arkansas Tech .....	2-2	Minnesota-Crookston .....	0-1	Texas College .....	1-0
Arkansas-Fort Smith.....	1-1	Minnesota-Duluth .....	1-0	Texas Lutheran .....	21-10
Arkansas-Little Rock.....	0-1	Missouri Southern.....	0-1	Texas Tech.....	0-1
Arkansas-Monticello .....	3-0	Missouri Western.....	1-0	Texas Wesleyan .....	16-17
Austin College .....	2-1	Missouri-Rolla .....	0-1	Texas Woman's .....	8-7
Biola .....	2-1	Montana State-Billings.....	2-6	Tiffin .....	1-0
Cal State-Dominguez Hills.....	0-1	Montevallo .....	1-0	Trinity .....	3-2
Cal State-Los Angeles .....	0-1	National Christian .....	1-0	Union .....	0-1
Cameron.....	7-2	New Jersey Institute of Technology .....	0-1	University of Dallas .....	2-0
Centenary .....	0-1	New Mexico Highlands .....	1-0	UT-Arlington.....	1-1
Central Arkansas .....	0-3	New Orleans.....	2-1	UT-El Paso .....	0-1
Central Missouri.....	1-0	Newman .....	7-0	UT-Pan American .....	0-4
Central Oklahoma.....	2-3	Nicholls .....	1-4	UT-Permian Basin .....	11-1
Chihuahua .....	0-1	North Texas .....	0-1	UT-Rio Grande Valley.....	0-2
Claremont-Mudd-Scripps.....	0-1	Northeastern State .....	1-4	UTSA .....	0-1
Colorado Christian .....	1-0	Northwestern State .....	0-2	Washburn .....	0-1
Colorado College.....	0-1	Occidental.....	1-0	Wayland Baptist.....	1-13
Colorado School of Mines .....	0-1	Oklahoma Christian .....	1-1	West Florida .....	0-2
Colorado State.....	0-1	Oklahoma City College.....	0-1	West Texas A&M .....	2-7
Concordia-St. Paul .....	0-2	Oklahoma Panhandle State.....	16-2	Western Connecticut .....	1-0
Concordia-Texas.....	18-5	Oral Roberts .....	1-0	Western New Mexico.....	2-4
Dana .....	1-0	Ouachita Baptist .....	1-1	Wiley College.....	0-1
Delta State.....	1-0	Our Lady of the Lake .....	1-2	William Jewell .....	1-0
Dillard .....	1-2	Ozarks (MO).....	0-1	Xavier-New Orleans .....	0-1
Dowling .....	1-0	Paul Quinn.....	1-4		
Drury.....	0-13	Phillips .....	0-1	Total .....	399-430
East Central.....	4-7	Pittsburg State .....	1-0	Road .....	141-227
East Texas Baptist .....	6-7	Purdue .....	0-1	Home .....	207-157
Eastern New Mexico.....	8-1	Rice .....	0-1	Neutral .....	52-46
Emporia State.....	0-2	Rio Grande .....	1-0		
Fordham .....	0-1	Rockhurst .....	8-3		
Fresno Pacific.....	1-1	Rollins.....	0-1		
Grand Canyon .....	0-1	Sam Houston .....	0-3		
Grand Valley State.....	0-1	Schreiner .....	14-9		
Grand View .....	1-0	Seattle University.....	0-1		
Harding .....	2-2	South Dakota State .....	0-1		
Hardin-Simmons.....	2-1	Southeastern Louisiana .....	2-1		
Henderson State.....	1-1	Southeastern Oklahoma.....	6-6		
Hillsdale .....	0-1	Southern Arkansas .....	0-1		
Houston .....	1-1	Southwest Baptist.....	1-2		
Houston Baptist .....	0-7	Southwestern.....	0-4		
Howard Payne .....	8-3	Southwestern Christian .....	1-0		
Huston-Tillotson.....	17-2	Southwestern Oklahoma .....	2-7		
Indiana.....	0-1	Spring Hill .....	0-1		
Jarvis Christian .....	1-0	Stephen F. Austin.....	0-5		
Judson .....	0-1	St. Edward's .....	26-33		
Kansas.....	0-1	St. Gregory's.....	1-0		
Lamar .....	0-5	St. Mary's.....	25-31		
Lincoln (MO).....	15-5	St. Thomas .....	3-0		
Louisiana College .....	1-0	Sul Ross State.....	3-5		
LSU-Alexandria .....	1-0	Tarleton State .....	8-14		
Lubbock Christian.....	5-1	Texas A&M-Commerce.....	9-3		



## SOUTHLAND CONFERENCE MILEAGE CHART

Team	ACU	UCA	HBU	UIW	LU	MCN	UNO	NICH	NSU	SHSU	SLU	SFA	
Abilene Christian	---	523	409	245	461	526	702	670	436	341	669	364	390
Central Arkansas	523	---	464	624	430	464	473	589	310	415	500	321	754
Houston Baptist	409	464	---	198	88	144	348	316	229	70	314	142	219
UIW	245	624	198	---	284	340	544	512	424	226	510	324	143
Lamar	461	430	88	284	---	60	261	231	157	112	226	124	307
McNeese	526	464	144	340	60	---	206	171	121	172	166	161	363
New Orleans	702	473	348	544	261	206	---	65	272	392	58	388	566
Nicholls	670	589	316	512	231	171	65	---	229	343	88	329	536
Northwestern State	436	310	229	424	157	121	229	229	---	180	208	109	488
Sam Houston	341	415	70	226	112	172	343	343	180	---	338	94	290
Southeastern Louisiana	669	500	314	510	226	166	88	88	208	338	---	311	535
Stephen F. Austin	364	321	142	324	124	161	329	329	109	94	311	---	361
Texas A&M-Corpus Christi	390	754	219	143	307	363	536	536	488	209	535	361	---

## THE CONFERENCE

Now in its sixth decade of service, the Southland Conference continues to be a model of innovation, stability and consistent achievement as it celebrates the academic and athletic accomplishments of its member institutions.

Having commemorated its 50th anniversary in 2013, the Southland Conference has transformed itself into a dynamic and respected consortium of 13 member universities in three states. Beginning with a historic meeting of five institutions in Dallas on March 15, 1963, the Southland Conference set on an extraordinary course that has proven successful well into its five decades of existence.

The successful transformation continues, as the Southland Conference welcomed four additional members in 2013: Abilene Christian University, Houston Baptist University, the University of Incarnate Word in San Antonio, and the University of New Orleans.

In addition to its newest members, the Southland also consists of the University of Central Arkansas, Lamar University, McNeese State University, Nicholls State University, Northwestern State University, Sam Houston State University, Southeastern Louisiana University, Stephen F. Austin State University and Texas A&M University-Corpus Christi.

An original Southland member from 1963-73, Abilene Christian rejoined the league as one of the most decorated athletic programs in NCAA history, and the addition of Houston Baptist, UIW and New Orleans gives the Southland a regular competitive presence in the key metropolitan areas of Houston, San Antonio and New Orleans. Southland cities encompass approximately 14 million people, and six of its television markets rank among the top 100 in the U.S.

All told, the membership of the Southland encompasses nearly 140,000 current students and an alumni base of nearly 800,000. Famous alums from current Southland Conference schools include former CBS news anchor Dan Rather (Sam Houston State), NBA executive Joe Dumars (McNeese State), ABC news anchor Robin Roberts (Southeastern Louisiana), Major League Baseball star Wade Miley (Southeastern Louisiana), NBA legend Scottie Pippen (Central Arkansas), and track and field Olympians Kenta Bell (Northwestern State), and Bobby Morrow and Billy Olson (both Abilene Christian).

Other notable alums from current members include Grammy Award-winning musicians Frank Ocean (New Orleans), Don Henley and Rodney Crowell (both Stephen F. Austin), and Ronnie Dunn (Abilene Christian), television personality and actress Ellen DeGeneres (New Orleans), current NFL standouts Lardarius Webb (Nicholls State), Terrence McGee (Northwestern State), and Daniel Manning (Abilene Christian), professional golfers Shawn Stefani and Chris Stroud (both Lamar) and Colin Montgomerie (HBU), award-winning filmmaker Richard Linklater (Sam Houston State), American Idol winner Kris Allen (Central Arkansas), NFL Hall of Famer Jackie Harris (Northwestern State), former NFL standouts Bobby Hebert (Northwestern State), Gary Barbaro (Nicholls State), Wilbert Montgomery (Abilene Christian) and Gary Reasons (Northwestern State), former MLB stars Darryl Hamilton (Nicholls State) and Kevin Millar

(Lamar), NCAA football coach Charlie Strong (Central Arkansas), actors John Larroquette (New Orleans), Ricardo Chavira (UIW) and Jesse Borrego (UIW), and the late NFL coaching legend O.A. "Bum" Phillips (Lamar) and Stephen F. Austin).

The Southland sponsors 17 championship sports, all at the NCAA Division I level. The eight men's sports include baseball, basketball, cross country, football, golf, tennis, and indoor and outdoor track and field. The women compete for nine championships in basketball, cross country, golf, soccer, softball, tennis, indoor and outdoor track and field, and volleyball. The conference earns automatic qualification to NCAA championships in baseball, men's and women's basketball, men's and women's cross country, football, men's and women's golf, women's soccer, softball, men's and women's tennis, and volleyball.

Continuing its tradition of innovation, the league launched the Southland Conference Television Network in the fall of 2008 and has broadcast more than 160 events. The network has expanded its reach to roughly 13 million households throughout Texas, Louisiana, Arkansas and Oklahoma in recent years, and has also gained national viewership through ESPN3 and Fox College Sports. In its first six years, the network has received recognition for its work, earning numerous College Sports Media and Telly Awards.

## 2016-17 Southland Conference Preseason Polls

Coaches Poll	1ST	PTS
1. Abilene Christian	10	142
2. Central Arkansas	3	135
3. Stephen F. Austin		117
4. Lamar		100
5. McNeese		86
6. Northwestern State		79
7. Nicholls		76
8. Houston Baptist		68
9. Sam Houston		66
10. Texas A&M-Corpus Christi		60
11. New Orleans		34
12. Southeastern Louisiana		28
13. UIW		23

SID Poll	1ST	PTS
1. Abilene Christian	11	143
2. Central Arkansas	2	133
3. Stephen F. Austin		119
4. McNeese		94
5. Lamar		92
6. Northwestern State		92
7. Nicholls		75
8. Houston Baptist		73
9. Sam Houston		60
10. Texas A&M-Corpus Christi		57
11. New Orleans		34
12. Southeastern Louisiana		23
13. UIW		19

## SOUTHLAND CONFERENCE SPORTS INFORMATION DIRECTORS

ABILENE CHRISTIAN Lance Fleming  
Telephone (325) 674-2693  
e-mail flemingl@acu.edu

CENTRAL ARKANSAS Steve East  
Telephone (501) 450-5743  
e-mail seast@uca.edu

HOUSTON BAPTIST Russ Reneau  
Telephone (281) 649-3098  
e-mail reneau@hbu.edu

UIW Zachary Carlton  
Telephone (210) 805-3071  
e-mail zcarlton@uiwtx.edu

LAMAR James Dixon  
Telephone (409) 880-8329  
e-mail james.dixon@lamar.edu

MCNEESE  
Matthew Bonnette  
Telephone (337) 475-5207  
e-mail wbonnette@mcneese.edu

NICHOLLS  
Jamie Bustos  
Telephone (985) 448-4281  
e-mail jamie.bustos@nicholls.edu

NORTHWESTERN STATE Doug Ireland  
Telephone (318) 357-6467  
e-mail ireland@nsula.edu

SAM HOUSTON Ben Rikard  
Telephone (936) 294-1764  
e-mail ben.rikard@shsu.edu

SOUTHEASTERN LOUISIANA Kemmler Chapple  
Telephone (985) 549-3221  
e-mail kemmler.chapple@selu.edu

STEPHEN F. AUSTIN Rand Champion  
Telephone (936) 468-2606  
e-mail championr@sfasu.edu

TEXAS A&M-CORPUS CHRISTI Ian MacDougall  
Telephone (361) 825-3411  
e-mail ian.macdougall@tamucc.edu

# SOUTHLAND RECORD BOOK

## TOURNAMENT CHAMPIONSHIPS

Stephen F. Austin.....	15
Northwestern State.....	3
McNeese State.....	2
Texas State*.....	2
Texas-Arlington*.....	2
Texas-San Antonio*.....	2
Lamar.....	1
Oral Roberts.....	1
Louisiana-Monroe*.....	1
*Former Southland Member	

## YEAR-BY-YEAR TOURNAMENT CHAMPIONS

1983.....	Louisiana-Monroe
1984-87.....	No Tournaments Played
1988.....	Stephen F. Austin
1989.....	Stephen F. Austin
1990.....	Stephen F. Austin
1991.....	Stephen F. Austin
1992.....	Stephen F. Austin
1993.....	Stephen F. Austin
1994.....	Stephen F. Austin
1995.....	Stephen F. Austin
1996.....	Stephen F. Austin
1997.....	Texas State
1998.....	Stephen F. Austin
1999.....	Stephen F. Austin
2000.....	Stephen F. Austin
2001.....	Stephen F. Austin
2002.....	Stephen F. Austin
2003.....	Texas State
2004.....	Northwestern State
2005.....	Texas-Arlington
2006.....	Stephen F. Austin
2007.....	Texas-Arlington
2008.....	Texas-San Antonio
2009.....	Texas-San Antonio
2010.....	Lamar
2011.....	McNeese State
2012.....	McNeese State
2013.....	Oral Roberts
2014.....	Northwestern State
2015.....	Northwestern State

## COACH OF THE YEAR

1983.....	Jim Izard UL-Lafayette
.....	Linda Harper-UL-Monroe
1984.....	Bev Webb, Arkansas St.
1985.....	Linda Harper, UL-Monroe
1986.....	Mike Fountain, McNeese St.
1987.....	Jerry Ann Winters, Arkansas St.
1988.....	Gary Blair, SFA
1989.....	James Smith, Northwestern St.
1990.....	Gary Blair, SFA
1991.....	Gary Blair, SFA
1992.....	Gary Blair, SFA
1993.....	Gary Blair, SFA
1994.....	Joe Curl, SFA
1995.....	James Smith, Northwestern St.
1996.....	Vic Schaefer, Sam Houston
1997.....	Royce Chadwick, SFA
1998.....	Mona Martin, UL-Monroe
1999.....	Louise "Do" Bonin, Nicholls
2000.....	Suzanne Fox, Texas State
2001.....	Rae Rippetoe-Blair, UTSA

2002.....	Donna Capps, UT-Arlington
2003.....	Rae Rippetoe-Blair, UTSA
2004.....	James Smith, Northwestern St.
2005.....	Mona Martin, UL-Monroe
2006.....	Lee Ann Riley, SFA
2007.....	Donna Capps, UT-Arlington
2008.....	Suzanne Fox, Texas State
2009.....	Rae Rippetoe-Blair, UTSA
2010.....	Matt Daniel, Central Ark.
2011.....	Brooks D. Williams, McNeese St.
2012.....	Matt Daniel, Central Ark.
2013.....	Brenda Nichols, Sam Houston
2014.....	Royce Chadwick, A&M-Corpus Christi
2015.....	DeBee Plaisance, Nicholls
.....	Brandon Schneider, SFA

## PLAYER OF THE YEAR

1983.....	Eun Jung Lee, UL-Monroe
1984.....	Eun Jung Lee, UL-Monroe
1985.....	Eun Jung Lee, UL-Monroe
1986.....	Eun Jung Lee, UL-Monroe
1987.....	Quintella Jackson, Arkansas St.
1988.....	Annie Norris, SFA
1989.....	Portia Hill, SFA
1990.....	Portia Hill, SFA
1991.....	Sirena Autman, Sam Houston
1992.....	Deneen Parker, SFA
1993.....	Deneen Parker, SFA
1994.....	Trenia Tillis, SFA
1995.....	Joskeen Garner, Northwestern St.
1996.....	Joskeen Garner, Northwestern St.
1997.....	Katrina Price, SFA
1998.....	Katrina Price, SFA
1999.....	Judy Clark, Northwestern St.
2000.....	Stephanie Whitmore, SFA
2001.....	Shawnta Vanzant, Lamar
2002.....	Angela Davidson, Northwestern St.
2003.....	Tori Talbert, Texas State
2004.....	La'Terrica Dobin, Northwestern St.
2005.....	Tori Talbert, Texas State
2006.....	Terra Wallace, UT-Arlington
2007.....	Charity Egenti, SFA
2008.....	Joyce Ekworomadu, Texas State
2009.....	Monica Gibbs, UTSA
2010.....	Jenna Plumley, Lamar
2011.....	Megan Herbert, Central Ark.
2012.....	Megan Herbert, Central Ark.
2013.....	Megan Herbert, Central Ark.
2014.....	Courtney Duever, Central Ark.
2015.....	Porsha Roberts, SFA

## FRESHMAN OF THE YEAR

1991.....	Kim Cann, UT-Arlington
1992.....	Robin Daniels, McNeese St.
1993.....	Joskeen Garner, Northwestern St.
1994.....	Yolanda Wilkerson, Texas State
1995.....	LaFreda Deckard, North Texas
.....	Katrina Price, SFA
1996.....	Amy Sheiron, Sam Houston
1997.....	Judy Clark, Northwestern St.
1998.....	Rosie Smith, UTSA
1999.....	Heidi Broussard, Nicholls
2000.....	Nathesia Wright, SFA
2001.....	Sheena Johnson, UT-Arlington
2002.....	Tori Talbert, Texas State

2003.....	LaToya Mills, SFA
2004.....	Chassidy Jones, Northwestern St.
2005.....	Richelle Parks, UTSA
2006.....	Monica Gibbs, UTSA
2007.....	Brittney Williams, Lamar
2008.....	Tamara Abalde, Lamar
2009.....	Demetria White, Northwestern St.
2010.....	Megan Herbert, Central Ark.
2011.....	KK Babin, Nicholls
2012.....	Porsha Roberts, SFA
2013.....	Janelle Perez, Northwestern St.
2014.....	Brianna Mullins, Central Ark.
2015.....	Randi Brown, New Orleans

## NEWCOMER OF THE YEAR

1983.....	Lisa Ingram, UL-Monroe
1984.....	Aretha Brown, McNeese St.
1985.....	Chana Perry, UL-Monroe
1986.....	Clara Campbell, North Texas
1987.....	Kim Perro, UL-Lafayette
1988.....	Jab Johnson, UL-Monroe
1989.....	Pam Hudson, Northwestern St.
1990.....	Lori Davis, SFA
1991.....	Tammie Tilghman, Texas State
1992.....	Tangela McAlister, McNeese St.
1993.....	Sebrena Smith, Northwestern St.
1994.....	LaKeita Richardson, Sam Houston
1995.....	Leslie Hale, Sam Houston
1996.....	Tanya Strong, UT-Arlington
1997.....	Jerrie Cooper, Texas State
1998.....	Jo-Adrienne Smith, Nicholls
1999.....	Jennifer Boniol, UT-Arlington
2000.....	Stacey Turner, Southeastern La.
2001.....	Shawnta Vanzant, Lamar
2002.....	Nikki Hendrix, UTSA
2003.....	Dewella Holliday, UTSA
2004.....	Nakeya Downing, Southeastern La.
2005.....	Tamara Thompson, Texas State
2006.....	Vivian Ewalefo, UTSA
2007.....	Brooke DeGrate, Texas State
2008.....	Onika Anderson, UTSA
2009.....	Darika Hill, Lamar
2010.....	Jenna Plumley, Lamar
2011.....	Monique Whittaker, Lamar
2012.....	Ashlee Mells, SFA
2013.....	Cecilia Okoye, McNeese St.
2014.....	Jasmine Shaw, A&M-Corpus Christi
2015.....	Shay Weaver, A&M-Corpus Christi

## DEFENSIVE PLAYER OF THE YEAR

2007.....	Kirbria Lewis, A&M-Corpus Christi
2008.....	Nikki Carr, SFA
2009.....	Monica Gibbs, UTSA
2010.....	Shalyn Martin, UT-Arlington
2011.....	Shalyn Martin, UT-Arlington
2012.....	Megan Herbert, Central Ark.
2013.....	Sequeena Thomas, Sam Houston
2014.....	Porsha Roberts, SFA
2015.....	Porsha Roberts, SFA

# UIW INSTITUTIONAL PROFILE

One of the leading comprehensive universities in Texas, the University of the Incarnate Word (UIW) in San Antonio strives to educate men and women who will become concerned and enlightened citizens with values developed in a Judeo-Christian tradition. In 1881 the Sisters of Charity of the Incarnate Word founded Incarnate Word College as a center of higher education for young women. The college was admitted to membership in the Association of Colleges and Secondary Schools in 1919, and joined the Texas Association of Colleges as a senior college in 1920. The Graduate Studies division was established in 1950. Male students were first admitted into the college's undergraduate programs in 1970. Incarnate Word College became the University of the Incarnate Word in 1996. Today, UIW is a Hispanic-Serving Institution under federal guidelines.

UIW has an enrollment of 10,984 students, an increase from 3,702 in 2000. It's the largest Catholic university in Texas and the fourth-largest private university in the state. The enrollment reflects the diversity of South Texas, as more than 60% of the students are from racial or ethnic minority groups. UIW is ranked No. 1 nationally among faith-based universities in the conferring of bachelor's degrees to Hispanics by the Hispanic Outlook in Higher Education Magazine, and No. 6 nationally among all private, not-for-profit universities. International students comprise 19% of the student body, and they represent over 70 countries. Seventy-five percent of the students depend upon financial aid. A majority of the students are first-generation college attendees.

UIW offers 80 undergraduate and graduate fields of study, including the Ph.D. in Education and doctoral degrees in pharmacy (Pharm.D.), Optometry (OD), nursing practice (DNP), physical therapy (DPT) and business administration (DBA). UIW is one of twenty universities in the U.S. with an optometry program while the pharmacy school is the only one in Texas at a private university. In athletics, UIW is a member of the Division I Southland Conference. UIW fielded its first football team in 2009, which plays in Benson Stadium, named after New Orleans Saints owner and UIW benefactor Tom Benson.

With a student-to-faculty classroom ratio of 14:1, UIW is a wireless campus that provides students with an environment that encourages excellence in academics. As part of its international efforts, UIW has agreements for reciprocal education with 135 universities in 45 countries. It also operates academic sites in Mexico City, Mexico and Heidelberg, Germany.

In 2014, UIW was chosen as one of the "Great Colleges to Work For" in a national survey by The Chronicle of Higher Education, the sixth year in a row it has received this prestigious distinction. UIW also made the national Top 10 Honor Roll in the medium-sized classification for universities with enrollments between 3,000 and 9,999 students for the fifth year in a row. The graduate nursing program has been recognized as one of the top 65 graduate programs nationally by U.S. News Media Group. In 2012, UIW was ranked No. 21 nationally by Super Scholar for having one of the best online college programs in the U.S.

The University of the Incarnate Word is accredited to award baccalaureate and graduate degrees by the Commission on Colleges of the Southern Association of Colleges and Schools. It also is accredited by the Texas Education Agency, the Association of Collegiate Business Schools and Programs, the Council of Baccalaureate and Higher Degree Programs of the National League for Nursing, the Board of Nurse Examiners for the State of Texas, the Commission on Accreditation of Allied Health Education Programs, the Joint Review Committee on Educational Programs in Nuclear Medicine Technology, the American Music Therapy Association, the Council of Education of the Deaf, the American