

# 01 HERE



# WE COME



# CARDINALS



cover designed by:  
**SIDESIGN**  
sports information design  
sportsinfodesign.com

# GAME DAY

## GENERAL

The goal at the University of the Incarnate Word is to provide fair and accurate services to members of the media and, in turn, the university's football program asks for fair and accurate coverage. As a result, UIW staff will strive to meet any and all reasonable requests. As the 2013 football season progresses, new and updated information about UIW will be available. Please contact the Office of Sports Information at (210) 805-3071 or log onto [www.uiwcardinals.com](http://www.uiwcardinals.com)

## CREDENTIALS

Representatives of media outlets are welcome at all Cardinals football games. Credentials can be obtained through the Office of Sports Information at the university. Please telephone in advance to make the arrangements.

## RADIO AND TELEVISION

Accredited radio and television broadcast crews will be accommodated at UIW football games. Please contact the Office of Sports Information well in advance of the particular contest and arrangements will be made.

## PHOTOGRAPHERS

Media photographers are welcome on campus for football games. Like reporters, photographers need credentials. If there are questions concerning working conditions and areas, contact the Office of Sports Information.

## GAMEDAY PARKING

Parking spaces for media personnel covering the football games will be provided. Those spaces are located at the northeast corner of Benson Stadium nearby the McDermott Convocation Center and Mabry Tennis Center. A presentation of media credentials will allow access to this area.

## MEDIA ENTRANCE TO BENSON STADIUM

Media persons with credentials are asked to enter Benson Stadium through the pass gate.

## PRESS BOX

Working space in the press boxes on the north side of Benson Stadium is by prior request. Media credentials are required for entry to the assigned areas.

## PRESS BOX SERVICES

All pre-game materials will be available in the north side press box. Analog telephone lines are available. The press box is wired for internet access as well as being wireless for internet use. Usernames and passwords for internet access will be provided at each home game.

## INTERVIEWS

Post-game interviews of UIW coaches and players will be conducted in the Benson Fieldhouse at the southwest corner of the stadium. After a 10-minute cool down period, team personnel will be available. During-the-week interviews of coaches and players may be arranged by contacting the UIW Office of Sports Information.

## INTERNET LINKS

- [www.uiwcardinals.com](http://www.uiwcardinals.com)
- [www.southland.org](http://www.southland.org)
- [www.ncaa.com](http://www.ncaa.com)



680 KKYX is the radio home of Incarnate Word Cardinals football for the 2013 season.

All 11 games--six at Benson Stadium and five on the road--will be aired by one of the premier and most storied radio stations in the state of Texas.

KKYX at 680 on the AM dial covers 99,000 square miles of Texas. With a format of classic country music, KKYX has a long history of broadcasting sporting events.

Gamedays will begin with a 15-minute pre-game show followed by the games' play-by-play. At game's end KKYX will host a 15-minute wrap-up.

Gabe Farias will be calling the play-by-play and will be joined by Shawn Morris as the color commentator for a second straight season. Farias will also serve as host of the weekly Larry Kennan Coaches' Show that will air on KKYX. The one-hour show is set for Thursday at 7 p.m. broadcast live from The Barn Door Restaurant located at 8400 N. New Braunfels Avenue.

Additional coverage of Cardinals football for the fourth year will come from KUIW Internet Radio for all 11 games while UIWTV will stream the six home games live as part of a simulcast.

Access to the KUIW and UIWTV broadcasts is either through the university website at [www.kuiw.org](http://www.kuiw.org) or through the athletic department home page at [www.uiwcardinals.com](http://www.uiwcardinals.com).



# CARDINALS FOOTBALL 2013

## UIW Quick Facts

Name	University of the Incarnate Word
Address	4301 Broadway San Antonio, TX 78209
University Telephone	(210) 829-6000
Ath. Dept. Telephone	(210) 829-2722
Sports Inf. Telephone	(210) 805-3071
President	Dr. Louis J. Agnese, Jr.
Enrollment	9,188
Founded	1881
Mascot	Cardinals
Colors	Red (Pantone 1797), Black and White
Affiliation	NCAA Division I
Conference	Southland
Sports	21 teams, 13 sports (10 men, 11 women)
Web Site	www.uiwcardinals.com

## Athletics Administration

Director of Athletics	Mark Papich (210) 289-6053
Faculty Athletic Rep.	Dr. Lydia Andrade (210) 829-3877
Assoc. AD/Compliance Coord.	Stacy Nordquist (210) 805-3754
Asst. AD/SWA	Angela Lawson (210) 829-3827
Asst. AD for Compliance	Marques Dantzler (210) 805-3012
Head Athletic Trainer	B.J. Lough (210) 829-3834
Sports Information Dir.	Shane Meling (210) 805-3071
Media Coordinator	Wayne Witt (210) 829-3828
Operations Manager	TBD (210) 829-6048
Business Manager	Jay Bijlani TBD
External Business Manager	Rick Smith (210) 283-6448
Ticket Manager	Kevin Lepore (210) 805-3000
Administrative Assistant	Lisa Townzen (210) 829-2722

## UIW Head Coaches

Baseball	Danny Heep (210) 829-3830
Men's Basketball	Ken Burmeister (210) 829-6052
Women's Basketball	Kate Henderson (210) 283-5049
Cheerleading/Dance	Melissa Martinez
Cross Country, M&W	Derek Reidel (210) 805-3566
Football	Larry Kennan (210) 805-3011
Golf, M&W	Brad Martin (210) 829-2795
Men's Soccer	Vincent Martinez (210) 841-7396
Women's Soccer	Tina Patterson (210) 829-3941
Softball	Amanda Gamboa (210) 829-3969
Swimming, M&W	Phillip Davis (210) 805-3078
Synchronized Swimming	TBD (210) 829-2796
Tennis, M&W	John Newman (210) 283-5006
Track & Field, M&W	Derek Riedel (210) 805-3566

Volleyball	Jennifer Montoya (210) 829-3567
------------	------------------------------------

## Football Facts

### Staff

<b>Head Coach</b>	<b>Larry Kennan</b>
Alma Mater	B.A., History La Verne, 1966
UIW Record-Years	2-9 (1 yrs)
Overall Record	26-27-3 (5 yrs)
Telephone	(210) 805-3011
email	lkennan@uiwtx.edu

<b>Associate Head Coach/Def. Line</b>	<b>Todd Ivicic</b>
Alma Mater	Sam Houston State, 1991
Telephone	(210) 805-3062

<b>Asst. HC/Off. Coord./Off. Line</b>	<b>Tony Marciano</b>
Alma Mater	Indiana (Pa.), 1978
Telephone	(210) 805-3026

<b>Def. Coordinator/Linebackers</b>	<b>Brian Gamble</b>
Alma Mater	Texas A&M, 2002
Telephone	(210) 832-2124

<b>Wide Receivers/Recruiting Coord.</b>	<b>Kyle Kennan</b>
Alma Mater	Roger Williams, 2001
Telephone	(210) 805-3024

<b>Running Backs/Dir. of Ops</b>	<b>Michael Briglin</b>
Alma Mater	Oswego State, 2001
Telephone	(210) 805-3096

<b>Defensive Backs/Video Coord.</b>	<b>Nick Debose</b>
Alma Mater	Southeastern Oklahoma, 2006
Telephone	(210) 805-3034

<b>Tight Ends/Academic Coordinator</b>	<b>Larry Moore</b>
Alma Mater	Brigham Young, 1996
Telephone	(210) 805-3096

<b>Special Teams</b>	<b>Jake Zweig</b>
Alma Mater	Navy, 1995
Telephone	(210) 805-3096

<b>Quarterbacks</b>	<b>Sean Davis</b>
Alma Mater	Azusa Pacific, 2006
Telephone	(210) 805-3096

<b>Strength and Conditioning</b>	<b>Darin Lovat</b>
Alma Mater	UNLV, 1997
Telephone	(210) 832-2125

<b>Athletic Trainer</b>	<b>T.R. St. Charles</b>
Alma Mater	Vanderbilt, 1976
Telephone	(210) 805-3063

### 2012 Season

Record	2-9
Home, 2-4	Away, 0-4
Neutral, 0-1	
Lone Star Conference	8 <sup>th</sup>
Record	1-7
Rankings (Nat./Reg.)	NR/NR

### Quick Facts

Basic Offense	Multiple
Basic Defense	3-4
2009 Record	5-5
2010 Record	3-8 (0-6 LSC South)
2011 Record	2-8 (2-6 LSC)
2012 Record	2-9 (1-7 LSC)

### Starters Returning/Lost

Offense	4/7
Defense	6/5
Special Teams	2/0

### Squad Breakdown by Class

Freshmen	45
Sophomores	24
Juniors	14
Seniors	12

## Where to Find It

Game Day Information	2
UIW Mission	4
Benson Stadium	5
Tom and Gayle Benson	6
2013 Season Preview	7-12
Two-Deep Roster	11
The Last Time...	12
UIW Coaching Staff	13-19
Larry Kennan, Head Coach	14-15
Assistant Coaches	16-19
Darin Lovat, Strength & Conditioning	19
T.R. St. Charles, Head Trainer	19
2013 Cardinals	20-40
Alphabetical Roster	21-22
Numerical Roster	21-22
Cardinals by Class	23
Cardinals by Location	23
Player Bios	24-39
Newcomers	40
Record Book	41-68
Single Season Records	42-49
Career Records	42-49
Annual Stat Leaders	42-49
Benson Stadium Records	50-53
Individual Game Records	54-57
Team Game Records	58-62
Opponent Game Records	63-68
Football History	69-74
Timeline	70
All-Time Record	71
Honors	72
All-Time Roster	73
Forever First Class	74
2012 Season	75-83
Season Stats	76-79
Game Recaps	80-83
Southland Conference	84-92
Mileage Chart	84
Southland Narrative	85-87
Year-by-Year Champions	88
Post Season Awards	88-89
2012 Standings	90
2012 All-Conference	90
2012 SLC Stat Leaders	91-92
2013 Game Opponents	93-95

All photos credited to Mark Walton

### GENERAL

The goal at University of the Incarnate Word is to provide fair and accurate services to members of the media and, in turn, the university's athletic programs ask for fair and accurate coverage. As a result UIW staff persons will strive to meet and and all reasonable requests. As the 2013-14 athletic year progresses, new and updated information about UIW will be available. Please contact the Office of Sports Information at (210) 805-3071.

# CORE VALUES OF THE UIW MISSION

**FAITH**

The university is committed to educational excellence in a context of faith in Jesus Christ, the Incarnate Word of God. It promotes life-long learning and fosters the development of the whole person.

The faculty and students support one another in the search for and the communication of truth. The university is open to thoughtful innovation that serves ever more effectively the spiritual and material needs of people.

The curriculum offers students an integrated program of liberal arts and professional studies that includes a global perspective and an emphasis on social justice and community service.

The University of the Incarnate Word is a Catholic institution that welcomes to its community persons of diverse backgrounds, in the belief that their respectful interaction advances the discovery of truth, mutual understanding, self-realization and the common good.

**SERVICE**

**INNOVATION**

**TRUTH**

**EDUCATION**



The university is located on a 154-acre site, formerly the estate of noted San Antonio philanthropist and businessman Col. George W. Brackenridge. His villa, listed on the National Register of Historic Places, still stands on the campus. The southern portion of the original Brackenridge estate joins the university along Hildebrand Avenue, forming Brackenridge Park.

The headwaters of the San Antonio River begin on the campus and have provided fascinating archaeological finds related to Native Americans and the Conquistadors, and to more recent attempts at settlement. The river separates the main campus from the recreation and athletics complex.



# BENSON STADIUM



## GAYLE AND TOM BENSON STADIUM QUICK FACTS

<b>Location</b>	On the main UIW campus, situated between the Mabry Tennis Center, the McDermott Convocation Center and the Sullivan Baseball Field.	<b>Scoreboard</b>	The Daktronics scoreboard keeps all the usual football/game data plus has a 20 feet by 10 feet video screen where Cardinals fans get the latest information about their team as well as a viewing of the game itself.
<b>Opened</b>	August 2008	<b>First Game</b>	Aug. 29, 2009 vs Monterrey Tech, Mexico
<b>Capacity</b>	6,000	<b>First Win</b>	Aug. 29, 2009
<b>Record Crowd</b>	6,235, Aug. 29, 2009 vs Monterrey Tech, Mexico	<b>Fifth Win</b>	Nov. 13, 2010
<b>Tailgating</b>	Yes		UIW 17, Texas A&M-Commerce 16
<b>Surface</b>	Hellas Matrix		
<b>Suites</b>	Six on the south side press box level		
<b>Track</b>	Eight-lane, Sport Track 300 surface, three jumping pits		



# THE BENSON'S

Tom Benson's statement, upon taking ownership of the New Orleans Saints that he would one day bring a championship to his hometown came to fruition on Feb. 7, 2010 when his Saints defeated the Indianapolis Colts, 31-17, in Super Bowl XLIV.

The Saints' successful march to the NFL's Championship level has been the crown jewel of many highlights that the franchise has experienced both on and off the field during Benson's 27 years of ownership. Prior to his arrival, the club's fans had never enjoyed a winning record, celebrated a division title or experienced the thrill of playoff victories. Two years after assuming the reins of the organization, the Saints hosted their first playoff contest and the club has continued to enjoy unprecedented success on and off the field.

Benson is one of the most trusted and valued figures in the NFL. His efforts at the league level have paid dividends for the Gulf South. During his tenure, the city has hosted five Super Bowls, and was awarded Super Bowl XLVII following a vote by NFL Owners after he played a lead role to secure the contest. He's played a leadership role in many capacities in the NFL, including three stints as chairman of the finance committee, one of the league's most difficult, time-consuming and influential positions. He's also a member of the audit committee.

The Benson's became the new owners of the New Orleans Hornets (now Pelicans) of the National Basketball Association prior to the 2012-13 season. The Benson purchase of the franchise assured the Hornets of remaining in New Orleans following a period of uncertainty when the NBA itself operated the team.

Community involvement has been the hallmark of the Benson era since he became the owner of the team, and because of those efforts the World Sports Humanitarian Hall of Fame has twice recognized the club as one of the five most charitable professional organizations. The club annually puts more than \$15 million in charitable contributions, goods and services back into the Gulf South.

Benson and his wife, the former Gayle Marie LaJaunie, funded the building of a football stadium located on the University of the Incarnate Word campus, known as Gayle and Tom Benson Field, with the team taking to the field for the first time in 2009. In addition, the Benson family also established an endowment fund at Central Catholic High School in San Antonio that is dedicated to the memory of the late Robert Carter Benson, who graduated from the school in 1962. Tom Benson also donated the Benson Memorial Library at Central Catholic. In 2010, Mr. and Mrs. Benson received the St. Elizabeth Ann Seton Award from the National Catholic Educational Association, honoring their support of Catholic education.

Benson, a cancer survivor, and his wife have also worked closely with the Ochsner Foundation Hospital in New Orleans with the establishment of the Tom and Gayle Benson Cancer Center, a \$20 million treatment complex.

In 1945, Benson served in the Navy aboard the U.S.S. South Dakota and has remained particularly close to this armed forces branch. He's the only enlisted man to serve on the Board of Trustees of the Pensacola Naval Museum and has been honored with an award from the crew of the submarine U.S.S. Louisiana. In 2007, Benson was honored by the U.S. Navy Memorial with the Lone Sailer Award, presented to those who exemplify the core values of honor, courage and commitment. In 2009, Benson was presented with U.S. Army's Army Strong award in recognition for his position in the community while demonstrating leadership and Army Values on a daily basis.

A leading advocate for the National World War II Memorial in Washington D.C., Benson was also a major contributor and past director of the National D-Day Museum in New Orleans, with his pledges helping fund the Pacific Exhibit Grand Opening and the Midway Theater.



# 2013 FOOTBALL PREVIEW





Taylor Woods



Brandon Yates



Horace Hayes

## OVERALL

The graduation of the “Forever First” recruiting class means the end of the first era of Incarnate Word football and with the move to NCAA Division I and the Southland Conference in 2013 it means there will be a lot of new faces on the roster and new opponents on the sidelines.

The Cardinals lost 25 seniors and return only 51 rushing yards and 428 receiving yards from the 2012 season, but second year head coach Larry Kennan is optimistic about the potential of the offense. “We are bigger and faster than we have been,” said Kennan. “We are not where we want to be yet, but are much improved.”

There figures to be a number of new names in the starting lineup in 2013 with only four offensive and six defensive starters returning from the 2012 season. When the first game of the season rolls around Kennan expects there to be a large contingent of freshmen and redshirt freshmen on the two-deep roster.

With four years of transition to NCAA Division I in front of them, the 2013 season will be similar to the program’s inaugural season in 2009 when they competed as an independent. The Cardinals are in the Southland Conference, but will not play a full conference schedule until 2014 so this year will be a mish mash with NAIA, Division I and Division II opponents.

The season opens on the road in hostile territory at Southland rival Central Arkansas on Thursday, August 29. UCA finished the year as the Co-Southland Champions and were ranked #10 in the final Coaches Poll.

The Cardinals play the first of six home games on September 7 against Texas College and will remain at home the following week against Langston. The Lions are 2-0 all-time against UIW winning both games by one score.

UIW hits the road in Week 4 at two-time FCS Runner-Up Sam Houston State on September 21. This is the second year in a row the Cardinals have traveled to Huntsville after losing 54-7 in 2012.

The Cardinals return home the following week against former

Lone Star Conference rival Eastern New Mexico before traveling to Southeastern Louisiana on October 5.

After a bye week, the final five games feature a home-and-home with Abilene Christian, another school going through the same transition as the Cardinals. They host their first Division I opponent at Benson Stadium on October 26 when first-year program Houston Baptist makes the short jaunt West on I-10.

The remaining two games include a road trip to McMurry on November 2 and a home game against former LSC rival Angelo State on November 16 in the final game of the year.

## OFFENSE

### Quarterbacks

The battle for the starting quarterback spot will be one to watch in preseason practices. The incumbent is sophomore Taylor Woods who made four starts and played in all 11 games as a true freshman. He completed 58.3 percent of his passes while tossing more touchdowns (5) than interceptions (4). However, he only averaged 8.2 yards per completion and was sacked a whopping 38 times.

Woods passed for over 100 yards on four occasions, including a season high 156 on 22-of-32 passing against McMurry. He also completed at least 13 passes in five different games.

Red-shirt freshman Trent Brittain split time with Woods during the annual Spring game showing a strong arm and elusiveness in the running game. A dark horse candidate to start is incoming freshman Breyllann McCollum from nearby Cibolo Steele High School where he was the District Offensive MVP.

### Running Backs

The running back position will feature a player other than Trent Rios for the first time in the program’s history. Rios leaves big shoes to fill after finishing his career with 2,420 rushing yards and 4,223 all-purpose yards.

The first name on the list is Mexia, TX native Broderick Reeves who rushed for over 1,000 yards in each of his last two seasons in high school. At the Fifth Annual FCA Super Centex Victory



Juan Asencio



Kielyn Lewis

Bowl he was named the Offensive MVP after rushing for 123 yards on only six carries.

The other newcomers who could factor into the running back rotation include Johnny Sessions (Mesquite, TX), John Oglesby (Katy, TX), and Deion Williams (Katy, TX). Williams is the most highly touted of the trio after rushing for over 1,800 yards in 2012 at Morton Ranch High School.

The one player in the backfield who will have experience is senior Matt Bass who spent last season at fullback after playing two years at linebacker. Bass showed good hands with 10 receptions and was a strong blocker when the team was in two-back sets. He will likely move to the H-back role this year as the team moves away from two-back sets.

### Wide Receivers

Coach Kennan and the Cardinals hope to get more production from a young group of wide receivers this year. Sophomore Brandon Yates is the top returning receiver with 17 catches for 191 yards and two touchdowns. He made six starts and is slated to start. Junior college transfer Casey Jennings is expected to have a large impact and will be counted on to mentor the younger receivers. Jennings led the team with five catches for 64 yards at the Spring game and will likely be the top targeted receiver on the team.

Sophomores Kent Hadnot and Clint Killough will be counted on to be viable options in the passing game. Hadnot had 12 catches for 76 yards in 2012 and has good size while Killough worked his way up from special teams and is a smaller receiver. Killough showed that bigger things could be in store for him after grabbing five catches for 55 yards in the Spring game.

Senior Stan Sullivan only made one catch in 2012, but enters the season with the most career receptions of anyone on the squad. Incoming freshmen Daryl Brooks (Teague, TX), Jordan Hicks (Arlington, TX), Matthew Mayle (Cibolo, TX) and Chase Ragusa (Cypress, TX) could also factor into the game plan.

### Tight Ends

The Cardinals will have a tough time replacing senior starting tight ends Andrew Mocio and Caleb Kocian who have been main-

stays for the past four years. Mocio led the team with 36 catches for 351 yards and was the first player in the program's history to earn first team all-conference honors.

Cole Wick and Cyril Clarke, both with the team in 2012, will be given expanded roles. Kennan hopes the duo can replicate the success of Mocio and Kocian. Wick provides the team a huge target at 6-7 and should be one of the top two or three overall receivers on the team this year. Incoming freshman Michael Thomas (Angleton, TX) could also factor in at tight end after earning first team all-district and all-county honors in 2012.

### Offensive Line

For the first time in a few years, the Cardinals will have large turnover on the offensive line. Kennan feels confident about the left side of his line with sophomore Nathan Thompson taking over at left tackle after making two starts a year ago and junior Devin Threat manning the left guard slot. Threat was the team's top lineman a year ago earning honorable mention all-conference honors in his second year as a starter.

The center and right guard positions are a little less certain. Sophomore Matt McCarthy appeared in six games last year and has the inside position to be the opening day starter at center, but will be pushed by a number of newcomers. The right guard spot is even less settled with no clear starter coming out of spring ball. Returners Will Mora and Joseph Roberson are currently listed in the two-deep, but that could change.

The right tackle position will be held by sophomore Horace Hayes who started all 11 games in 2012. UIW has a pair of incoming freshmen in Austin Jennings (San Antonio, TX) and Riley Mathews (Dilley, TX) who will have the chance to quickly move into a starting role depending on how well they pick things up in the preseason.

## DEFENSE

### Defensive Line

The defensive line returns 27 of a possible 33 starts from a year ago spread among four players. Senior Robby Horton is the heart and soul of the front three leading the line with 35 tackles, six tackles for loss, three sacks and six pass breakups in 2012. He



Robby Horton



Nick Ginn



has 18 tackles for loss and 8.5 sacks in his career and has a good chance to set the school record in both this year. He showed his best may be yet to come after registering three sacks in the Spring game this year.

The nose tackle position features a pair of seniors in Brandon Terry and Michael Tate. Tate has started each of the past two years, but Terry moved past him with a strong spring. Providing even more depth at the position is junior college transfer Dallin Muti who joined the program in the spring semester.

At defensive end, Robert Moorman and Johnny Sanders were each productive in their first year with the Cardinals in 2012. Moorman made two starts and had 17 tackles while Sanders started four games making 22 tackles and picking up a team high six quarterback hurries. Similar to Terry and Tate, the two will likely split time rotating in for each other.

### Linebackers

Although the Cardinals lost a pair of long-time starters in Dakota Mawyer and Alan Ford to graduation, the team has a strong group of linebackers that could be the playmakers for a solid defense.

It took sophomore Padyn Giebler half the season to prove he needed to be starting at inside linebacker in 2012, but he will be given free reign this year. He tallied 43 tackles and had an interception in his rookie campaign. The player he beat out, Juan Asencio, will still be a factor for the team and needs just 57 tackles to break the school record of 249 in a career.

At the other ILB spot, juniors Josh Campbell and Nick Morrow will be fighting it out. Both players have similar size (6-0, 235) and experience. The big question will be which one emerges as the starter.

The team is less experienced at the two outside linebacker spots with Juston Edwards and Nick Ginn slated to start. Ginn was fifth on the team in tackles in 2012 with 44 while registering three sacks and was great in the spring according to Kennan. Red-shirt freshman Jamaal Ojo, one of the team's top recruits two years ago, and incoming freshman Blake Klumpp are expected to begin the season in backup roles, but each has the ability to start.

### Secondary

The secondary features the most experienced player on the defense in former All-America safety Devin Haywood, but it is expected that he will be pushed by incoming freshmen Jared Ambres and Adrian Norwood. Haywood holds the school records for both interceptions in a season (7) and in a career (8). He is the top returning tackler after making 60 stops in 2012. At free safety, sophomore Brandon Tanksley continues to get better and better and has put on 30 pounds of muscle since signing in 2011.

Kobie Douglas, Kielyn Lewis and Darryl Irby provide Kennan with a trio of returning cornerbacks that he can feel comfortable with on the field at all times. Lewis led the team with four interceptions in 2012 as a first year starter and gives the team great size on the outside. Douglas played in 10 games in 2012 while Irby used his red-shirt season well becoming one of the team's most improved players from a year ago. In addition, junior college transfer Jarrius James earned all-conference honors at the College of Siskiyous and should make an immediate impact for the Cardinals.

### Special Teams

The special teams is highlighted by kick returner Juan Asencio who averaged 28.1 yards per return a year ago. An anomaly in the college game, Asencio is the rare linebacker who also serves in the return game. Devin Haywood did not return kicks a year ago, but has done it in the past. Broderick Reeves will also likely be used on kick returns. Currently, no one is slated as the team's top punt returner, but Reeves and wide receiver Casey Jennings are the top two contenders.

Jake Wilcox returns as the de facto place kicker after sharing time a year ago. He was 12-of-14 on extra point attempts and made 3-of-5 field goal tries. The punting game is in safe hands with senior Emmanuel Nunez who finished seventh in NCAA Division II in 2012 with a 42.8 average and had a quarter of his punts go at least 50 yards.

**Defense**

#49 Emmanuel Nunez  
6-3, 202, SR  
#46 Jake Wilcox  
6-0, 170, SO

**P**

#10 Brandon Tanksley  
6-2, 210, SO  
#38 Jared Ambres  
6-0, 180, FR

**FS**

#21 Devin Haywood  
5-10, 185, SR  
#18 Adrian Norwood  
5-11, 185, FR

**WS**

#23 Kobie Douglas  
5-9, 170, FR  
#7 Jarriss James  
6-1, 175, JR

**GB**

#35 Padya Giebler  
6-0, 225, SO  
#48 Juan Asencio  
5-11, 225, SR

**LB**

#47 Joshua Campbell  
6-0, 235, JR  
#49 Nick Morrow  
6-1, 235, JR

**LB**

#28 Kielyn Lewis  
6-1, 205, JR  
#1 Daryl Irby  
5-10, 175, FR

**GB**

#90 Justin Edwards  
6-2, 235, SO  
#57 Blake Klumpp  
6-3, 210, FR

**LB**

#41 Robert Moorman  
6-1, 240, SO  
#96 Johnny Sanders  
6-0, 255, JR

**DE**

#55 Brandon Terry  
5-11, 300, SR  
#78 Michael Tate  
5-11, 290, SR

**NT**

#79 Robby Horton  
6-2, 290, SR  
#95 Josh Esunkpa  
6-1, 270, FR

**DT**

#42 Nick Ginn  
6-3, 235, JR  
#51 Jannaal Ojo  
6-0, 240, FR

**LB**

**TE**

**LT**

**LG**

**C**

**RG**

**RT**

**WR**

#45 Cole Wick  
6-7, 225, SO  
#44 Cyril Clarke  
6-1, 210, FR

#70 Nathan Thompson  
6-5, 280, SO  
#69 Trevor Mason  
6-7, 300, FR

#77 Devin Threat  
6-4, 300, JR  
#76 Austin Jennings  
6-3, 275, FR

#53 Matt McCarthy  
6-2, 265, SO  
#72 Justin Rayome  
6-1, 275, SO

#73 Will Mora  
6-5, 310, SO  
#63 Joseph Roberson  
6-0, 264, SR

#71 Horace Hayes  
6-4, 280, SO  
#79 Riley Mathews  
6-5, 298, FR

#8 Casey Jennings  
6-0, 192, JR  
#11 Clint Killough  
5-10, 175, SO

**QB**

#3 Taylor Woods  
6-3, 200, SO  
#4 Trent Brittain  
6-2, 180, FR

**WR**

#85 Brandon Yates  
6-4, 195, SO  
#6 Kent Hadnot  
6-2, 172, SO

**PK**

#46 Jake Wilcox  
6-0, 170, SO  
#49 Emmanuel Nunez  
6-3, 202, SR

**RB**

#36 Mike Akers  
5-8, 212, FR  
#25 Broderick Reeves  
5-9, 185, FR

**FB**

#32 Matt Bass  
5-11, 245, SR  
#44 Cyril Clarke  
6-1, 210, FR

**Offense**

# THE LAST TIME...


## THE LAST TIME THE CARDINALS...

**Rushed for 100 or more yards:** 101, Trent Rios vs Abilene Christian, 11/10/12  
**Rushed for 150 or more yards:** 202, Trent Rios vs Eastern New Mexico, 9/10/11  
**Rushed for 200 or more yards:** 202, Trent Rios vs Eastern New Mexico, 9/10/11  
**Two Rushers for 100 or more yards:** 128, Zach Rhodes; 121, Trent Rios vs Eastern New Mexico, 9/14/12  
**Two rushing touchdowns:** 2, Trent Rios vs Texas College, 9/1/12  
**Three rushing touchdowns:** 3, Paden Lynch at Lamar, 9/17/11  
**Four rushing touchdowns:** 4, Trent Rios vs Eastern New Mexico, 9/10/11  
**Passing for 200 or more yards:** 205, Zach Rhodes vs Texas College, 9/1/12  
**Passing for 300 or more yards:** 311, Eric Massoni vs A&M-Kingsville, 10/15/11  
**Passing for 400 or more yards:** none  
**Three touchdown passes:** 3, Eric Massoni vs A&M-Kingsville, 10/15/11  
**Four touchdown passes:** none  
**Receiving for 100 or more yards:** 129, Jacob Love vs A&M-Kingsville, 10/15/11  
**Receiving for 150 or more yards:** 188, Dominic Hamilton vs East Central, 10/10/09  
**Two Receivers 100 or more yards:** none  
**Three Receivers 100 or more yards:** none  
**Two Receiving Touchdowns:** 2, Donald Gies at Southeastern Oklahoma, 9/11/10  
**Three Receiving Touchdowns:** none  
**Kickoff returned for a touchdown:** 83, Marcus Wright vs Eastern New Mexico, 9/14/12  
**Punt returned for a touchdown:** 25, Nick Ginn vs A&M-Kingsville, 10/15/11  
**Interception returned for a touchdown:** 86, Juan Asencio at A&M-Kingsville, 10/13/12  
**Fumble returned for a touchdown:** 0, Grady Achilles vs Texas A&M-Commerce, 10/6/12  
**All-Purpose 200 or more yards:** 233, Trent Rios vs Eastern New Mexico, 9/10/11  
**Made two or more sacks:** 3.0, Juan Asencio at Angelo State, 11/3/12  
**Had two or more interceptions:** 2, Chaz Pavliska vs Eastern New Mexico, 9/10/11  
**Had three or more interceptions:** none  
**Made 10 or more tackles:** 12, Chaz Pavliska vs Abilene Christian, 11/10/2012  
**Made 15 or more tackles:** 15, Juan Asencio vs Angelo State, 11/5/11  
**Kicked three or more field goals:** 4, Saul Meza vs Abilene Christian, 11/10/2012

## THE LAST TIME THE OPPONENTS...

**Rushed for 100 or more yards:** 127, Anthony Johnson at A&M-Kingsville, 10/13/12  
**Rushed for 150 or more yards:** 173, Keidrick Jackson at Midwestern State, 9/30/12  
**Rushed for 200 or more yards:** 230, Darryl Brister at Oklahoma Panhandle, 10/3/09  
**Two Rushers for 100 or more yards:** 113, Brandon Kelsey; 103, Lester Bush vs Midwestern State, 10/1/11  
**Two rushing touchdowns:** 2, Keidrick Jackson at Midwestern State, 9/30/12  
**Three rushing touchdowns:** 3, Darryl Brister at Oklahoma Panhandle, 10/3/09  
**Four rushing touchdowns:** none  
**Passing for 200 or more yards:** 408, Mitchell Gale vs Abilene Christian, 11/10/2012  
**Passing for 300 or more yards:** 408, Mitchell Gale vs Abilene Christian, 11/10/2012  
**Passing for 400 or more yards:** 408, Mitchell Gale vs Abilene Christian, 11/10/2012  
**Three touchdown passes:** 3, Kyle Washington at Angelo State, 11/3/12  
**Four touchdown passes:** 5, Jake Fenske vs Tarleton State, 10/27/12  
**Receiving for 100 or more yards:** 109, Charcandrick West and 102, Darrell Cantu-Harkless vs Abilene Christian, 11/10/2012  
**Receiving for 150 or more yards:** 181, David Little at Midwestern State, 10/2/10  
**Two Receivers 100 or more yards:** 109, Charcandrick West and 102, Darrell Cantu-Harkless vs Abilene Christian, 11/10/2012  
**Three Receivers 100 or more yards:** none  
**Two Receiving Touchdowns:** 2, Arthur Buckingham vs Tarleton State, 10/27/12  
**Three Receiving Touchdowns:** 3, Andy Tanner vs Midwestern State, 9/19/09  
**Kickoff returned for a touchdown:** 89, Tommy Hampton vs West Texas A&M, 10/30/10  
**Punt returned for a touchdown:** 11, David Christmas vs West Texas A&M, 9/22/12  
**Interception returned for a touchdown:** 81, Jayson Serda vs Eastern New Mexico, 9/14/12  
**Fumble returned for a touchdown:** 13, Jarred Ross at Angelo State, 11/3/12  
**All-Purpose 200 or more yards:** 218, Charcandrick West at Abilene Christian, 11/12/11  
**Made two or more sacks:** 3.5, Austin Benson at Angelo State, 11/3/12  
**Had two or more interceptions:** 2, Willie Grant vs Eastern New Mexico, 9/14/12  
**Had three or more interceptions:** none  
**Made 10 or more tackles:** 14, Justin Stephens and 10, Mike Wallace vs Abilene Christian, 11/10/2012  
**Made 15 or more tackles:** 17, Nathan Uland at Eastern New Mexico, 11/7/09  
**Kicked three or more field goals:** 3, Morgan Lineberry at Abilene Christian, 11/12/11

# UIW COACHING STAFF





## Larry Kennan Head Coach

### Kennan's Career Coaching Record

1979 - Lamar (6-3-2), Southland Conference  
1980 - Lamar (3-8-0), Southland Conference  
1981 - Lamar (4-6-1), Southland Conference  
1991 - London Monarchs (11-1) - World League of American Football Champs  
2012 - Incarnate Word (2-9), Lone Star Conference

His impact was immediate.

From the moment he came on board at Incarnate Word in mid-December of 2011, Larry Kennan has had a major, positive effect on the Cardinals football program.

On the day of his hiring UIW Director of Athletics Mark Papich was prophetic. Said Papich at the time "...in support of the university's vision of expanding our brand Larry Kennan provides the experience we need....he gives Incarnate Word name recognition through his ability to reach into the NFL as well as the collegiate ranks...."

Kennan patrolled the sidelines in 2012 for the first time since 1997, however he remained close to the game during that time. He was executive director of the NFL Coaches Association based in Washington, D.C. for the 13 years prior to becoming the head coach of the Cardinals. Those years combined with his 16 seasons as an NFL coach means he knows just about everyone who has walked the professional sidelines for the past three decades.

The Cardinals were only 2-9 in Kennan's first year at the helm, but there were a number of firsts for the program. The "Forever First" class completed their eligibility and the 2012 class set a record with 25 seniors. The team played a game in Cowboys Stadium in Arlington, TX. Devan Avery became the first UIW player to play in a postseason all-star game when he went to California for the NFLPA Collegiate Bowl. Tight end Andrew Mocio became the first receiver in school history to earn all-region honors. Avery and Mocio also participated in UIW's first Pro Day in the Spring of 2013.

Always known as a talent developer, Kennan put a number of freshmen in position to contribute right away in 2012. That brought about some growing pains, but should pay big dividends in the future.

He has been an NFL offensive coordinator, a quarterbacks

coach, a tight ends coach and a wide receivers coach. He owns a championship ring from the Los Angeles Raiders Super Bowl XVIII win. And, he was the head coach of the London Monarchs when they won a World Football League championship in 1991.

And perhaps most attractive of all for prospective Cardinals, he is a quarterback guru. During his tenure with the NFL Coaches Association he kept his hand in by tutoring quarterbacks as they prepared for their professional careers. The list of students includes Tim Couch, Chad Pennington, Drew Brees, Tony Romo, Byron Leftwich, Eli Manning, Alex Smith, Drew Stanton and T.J. Yates to name a few.

Considering all of that, what Larry Kennan wanted to do was coach. And when the first opportunity came with 2012 spring drills at UIW he openly admitted to being "excited". He recalled that on the first day when the clouds broke and the sun came out he knew all was good.

Kennan was hired in December of 2011 and has gone through two recruiting cycles. He was excited about his first class and how much local talent they were able to grab. In his second offseason he continued to sign a lot of local players, but expanded out to nab top talent from Austin, Dallas, Houston and even Great Britain.

And, when he leads his staff to conferences and clinics, the doors open because people know Larry Kennan and they want to talk football with him. And that's good because he knows the game, he is immersed in it and he is back doing what he wants to do--coach.

**The Kennan File**

Hometown: La Verne, Calif.  
 Education: University of La Verne  
 BA, History '66  
 Lifetime Teaching Credential  
 Family: Wife - Patricia  
 Sons - Steve, Ryan, Kyle  
 Career:  
 1998-2011 Executive Director  
 NFL Coaches Association  
 Coaching:  
 2011- Incarnate Word  
 Head Coach  
 1997 New England Patriots  
 Offensive Coordinator  
 1996 Oakland Raiders  
 Offensive Coordinator, QB Coach  
 1995 New Orleans Saints  
 Tight Ends Coach  
 1992-94 Seattle Seahawks  
 Offensive Coordinator, QB Coach  
 1991 London Monarchs  
 Head Coach  
 1988-90 Indianapolis Colts  
 Offensive Coordinator, QB Coach



1988 Denver Broncos  
 Wide Receivers Coach  
 1982-87 Los Angeles Raiders  
 Quarterbacks Coach  
 Super Bowl XVIII Champions  
 1979-81 Lamar University  
 Head Coach  
 1976-78 SMU  
 Offensive Coordinator  
 1973-75 Nevada-Las Vegas  
 Offensive Coordinator  
 1972 Arvada West HS (Colo.)  
 Assistant Coach  
 1969-71 University of Colorado  
 Tight Ends Coach  
 1967-68 Garden Grove HS (Calif.)  
 Assistant Coach



**Todd Ivicic**  
**Associate Head Coach**  
**Defensive Line**  
**High School Liaison**

Todd Ivicic (Eye-vah-check) came to Incarnate Word in November of 2007 as the defensive coordinator and special teams coordinator. He remained in those roles until the final three games of the 2011 campaign when he was elevated to

interim head coach status.

After Larry Kennan came on as head coach, Ivicic moved over to be the associate head coach with primary coaching duties involving the defensive line and as the staff contact for high school coaches.

In 2012, Ivicic worked with a solid group on the defensive line that had to go against some of the top offenses in Division II week in and week out. They limited opponents to 4.3 yards per carry.

The 2011 defense under Ivicic's tutelage proved to be an outstanding ballhawking unit. They led the Lone Star Conference with 16 interceptions while adding four forced fumbles and two fumble recoveries. Safeties Chaz Pavliska and Devin Haywood were each second team all-LSC. Haywood finished seventh in the nation with a school record seven interceptions.

The Cardinals joined the LSC in 2010 and the defense showed its mettle. They allowed 136.1 rushing yards per game and finished first in the LSC in opponent third down conversions and were second in opponent first downs per game.

In his first year as the defensive coordinator, the Cardinals finished 13<sup>th</sup> in the nation in tackles for loss and 33<sup>rd</sup> in sacks.

Ivicic began his coaching career as a graduate assistant at Sam Houston State in 1991, helping the team win a Southland Conference title.

He received his first full-time coaching gig from Blinn Junior College where he was the Defensive Line/Assistant Special Teams Coach for two years. The Bucs went 15-5-1 during his stay.

Ivicic returned to SHSU in 1995 under head coach Ron Randlemann as the Defensive Line/Assistant Special Teams Coordinator. The special teams unit was one of the best in the nation from 1995-98. They finished in the top 25 in net punting each year with a top finish of fourth in 1995. They blocked four punts in 1995, five in 1996 and 1997. They were also strong in the return game finishing sixth in the nation in kick returns in 1995.

In 1999, Ivicic became the Defensive Line/Special Teams Coordinator at Stephen F. Austin. His punt return unit led the nation with 19.1 yards per return and helped the Lumberjacks to a Southland Conference Championship.

He remained with SFA through the 2004 season and continued to produce top special teams play while adding the title of Linebackers Coach in 2001. In 2002, the defense finished 13<sup>th</sup> in the nation in pass defense and 10<sup>th</sup> in run defense. In 2003, they were sixth in pass efficiency defense and blocked six punts.

Ivicic moved on to Tarleton State in 2005 as the Offensive Line/Special Teams Coordinator and was there for three years. He tutored the Sam Skidmore, the LSC Offensive Lineman of the Year, before transitioning back to Defensive Line Coach in 2006. The Texans finished 19<sup>th</sup> in rushing defense and were co-champions of the LSC South. In his final year, the Texans went 9-2 and his special teams were unbelievable finishing in the top 20 in net punting, kickoff returns and punt return average.

Ivicic played defensive end for Sam Houston State in 1989 and 1990 after transferring from Blinn Junior College. He also played a year at Trinity Valley Community College.

A graduate of Taylor High School in central Texas, he earned a bachelor's degree in kinesiology from SHSU in 1991 and a master's degree in kinesiology from SHSU in 1993.

Ivicic and his wife, Stephanie, reside in San Antonio.



**Tony Marciano**  
**Assistant Head Coach**  
**Offensive Coordinator**  
**Offensive Line**

University of the Incarnate Word gained another long time football coach when Tony Marciano joined the staff in the spring of 2010 as the Cardinals' Offensive Coordinator and Offensive Line Coach. In the spring of 2012, Marciano

was named Assistant Head Coach to continue with his responsibilities on the offensive side of the football.

In his first two seasons in charge of the offense, the Cardinals allowed less than 1.5 sacks per game despite no individual earning first or second team all-conference honors. UIW has been a strong ball control offense under Marciano and have ranked among the conference leaders in time of possession in each of his three seasons.

Marciano's offense has produced a pair of outstanding tight ends in Caleb Kocian and Andrew Mocio who were each four-year players. Kocian was a great blocker and holds the record for most receptions in a game. Mocio was a first team all-LSC and third team all-region selection in 2012 and was a great pass receiving threat.

Marciano brings an impressive resume to the Cardinals including his eight years experience in the NFL and another four years in the CFL. In 1994, Marciano made his first appearance in the Canadian Football League where he would head up the offensive line unit for the Toronto Argonauts. After one short year and a playoff appearance, Marciano would take an opportunity within the CFL jumping over to the Calgary Stampeders to become the Offensive Line Coach and eventually the Offensive Coordinator in 1997.

While in Calgary, Marciano coached some football greats like Doug Flutie in the 1995 season who took the Stampeders to the Grey Cup that year. Also, in the 1996 and 1997 seasons, Marciano would have the opportunity to work with quarterback Jeff Garcia who took the Stampeders to the Western Finals both years and would go on to start for the San Francisco 49ers.

After going 10-8 in 1997 as the Offensive Coordinator of the Stampeders, Marciano made his jump to the NFL as Tight Ends Coach for the Indianapolis Colts. From 1998-01, Marciano called Indianapolis home and was part of the biggest turnaround for a franchise in NFL history. He tutored two Pro Bowl tight ends for the Colts in 2001 by way of Ken Dilger and Marcus Pollard.

This would lead Marciano to his next position with the Houston Texans in 2002. For the 2002-03 seasons, he headed up the offensive line, before returning back to the tight ends in 2004.

A graduate of Indiana University in Pennsylvania, Marciano began his coaching career at his alma mater coaching tight ends. He continued his coaching career at TCU, SMU, Brown, Richmond and Kent State before moving to the professional ranks.

Most recently, Marciano was the director of football operations from 2007-10 at Florida's All-Star Sports Training which develops athletes through scientifically advanced training methods. He was also part of Football University which conducts national invitational football camps and the U.S. Army All American Bowl yearly.

Athletics and football run in the Marciano family. Marciano's brother Joe is in his 27<sup>th</sup> season as an NFL coach and is currently the Special Team's Coordinator for the Houston Texans.

Marciano and his wife Kelly, a Churchill graduate, are the parents of Anthony and Anna who currently attend Churchill High School.



## Brian Gamble

**Defensive Coordinator  
Linebackers**

A decorated standout at Texas A&M, Brian Gamble joined the Incarnate Word staff in August of 2008 as the Defensive Line Coach and was promoted to the Defensive Coordinator position in 2012 with the arrival of head coach Larry Kennan.

Gamble's first change was to make the Cardinals a 3-4 defensive front. While there were some growing pains, the defense did not allow any opponent to reach 500 yards of offense in a game, a first for the program in 2012. In games against non-DI opponents, they allowed less than 150 yards rushing per game against some top flight offenses. In addition, they finished fourth in the LSC in passing yards allowed per game (216.0). Senior cornerback Devan Avery earned second team all-region honors and was a legitimate shutdown corner.

During the 2011 season, Gamble saw Robby Horton blossom on the defensive line and earn LSC honorable mention honors after being among the league leaders in both tackles for loss and sacks. The previous year, the defensive line played a key role in allowing just 136.1 yards per game in the team's first year in the Lone Star Conference.

In his first year with the program, Gamble's defensive linemen played a big part in the team's 5-5 record. The Cardinals finished 16<sup>th</sup> in the nation in tackles for loss per game and were 33<sup>rd</sup> in sacks per game.

Going forward, Gamble figures to have a big impact upon the UIW linebackers, a position he is quite familiar with.

A 2002 graduate of Texas A&M with a bachelor's degree in agricultural development, Gamble was a highly-decorated Aggie standout, who lettered four years for former Aggie coach R.C. Slocum.

Gamble finished his career with 47 career starts, including 46 consecutive for the Aggies. He was a four-year starter who accumulated 341 total tackles and finished his senior season with 82 total stops, which was second-best on the squad. He began his career in 1999, earning the Big 12 Freshman-of-the-Year and Second Team Freshman All American when he racked up 60 tackles, including 10 for losses and two sacks, while starting 10 games. He followed up his debut with a solid sophomore campaign, leading the team in tackles with 110 while starting all 12 games at inside linebacker. At the conclusion of the season Gamble was named Honorable Mention, All-Big 12.

In 2001, Gamble received Third Team pre season All American Awards going into his junior campaign. In 2002, he was voted defensive team captain by his Aggie teammates and was also a member of the Butkus Award watch list that same year.

Before earning a full time position at UIW, Gamble was a graduate assistant at the University of Houston from 2005-07. He was part of a Houston team that won the Conference USA Championship in 2006 finishing 10-4.

Gamble arrived in Houston after spending one year as the linebackers coach at Kilgore College in 2004. He helped guide Kilgore to a 10-2 record and a #5 national ranking.

Gamble spent the 2003 season training for the NFL and served as a co-host on two Bryan/College Station radio stations that covered Aggie Football.

A lover of hunting, fishing and golf, Gamble comes from a long line of Baylor athletes. His mother played basketball there and his father was a football player. Even his grandfather played baseball at Baylor. His father, Lucky Gamble, is 17<sup>th</sup> all-time in football victories in the state of Texas with a record of 270-76-5 in 29 years as a head coach.

A native of Alto, TX, Gamble and his wife, Stephanie, reside in San Antonio.



## Kyle Kennan

**Assistant Coach  
Wide Receivers  
Recruiting Coordinator**

While relatively young in age, Kyle Kennan remains the veteran of the Incarnate Word coaching staff. He arrived on campus as the third hire for the Cardinals in August of 2007. He immediately began planning and implementing for the startup program that began play in 2009.

Kennan was originally hired as the Director of Football Operations and was heavily involved in recruiting, tryout sessions and the other minutiae involved with starting a program. On the field, he was responsible for the wide receivers and he added the title of Recruiting Coordinator in June of 2011.

In his first two years as the Recruiting Coordinator, he has brought in the top two classes the program has ever signed and the pressure will be on to continue that trend as the Cardinals head to the Southland Conference and NCAA Division I in 2013.

2012 was a transitional year for Kennan and his wide receivers. Senior Dominic Hamilton remained the top target with 28 receptions while freshmen Brandon Yates, Kent Hadnot and Clint Killough flashed some ability despite their lack of experience.

In 2010 and 2011, the wide receiving corp was led by a single star. Hamilton hauled in 53 catches for 627 yards and five touchdowns in 2010 while Jacob Love had 38 catches for 556 yards and four touchdowns in 2011.

The program's first year proved to be the best for wide receivers as they accumulated 100 receptions. Hamilton and Todd Walker each had six touchdown receptions, still a school record.

Kennan has had an extensive background in the world of football not only coaching with UIW but also with the NFL. In the year before coming to UIW, Kennan was Vice President of Coaches Inc., a company which worked with and represented football coaches. He held the responsibility of recruiting and evaluating perspective clients to represent and place in the coaching profession. Not only does he have an eye for talent in college football players, but understands the importance and value of a talented football coach.

The five years prior to holding his position within Coaches Inc. he was the Director of Media Relations for The National Football League Coaches Association. While Kennan held his full time job within The National Football League Coaches Association in 2002, he was also co-producer of the NFL Coaches Association Top 25 Radio Show on Fox Sports Radio.

In 2000, Kennan gained his first real experience with coaching at the NFL level when he joined the Seattle Seahawks for training camp as an assistant working with their quarterbacks.

Kennan held the position of Training Camp Scouting Intern for the Browns in 2004, which was another growing experience for Kennan in regards to understanding player talent. In 2006, Kennan was a coach for the High School Offense/Defense All American Game which eventually would lead him into his next position at UIW.

A graduate of Mandeville High School in Louisiana, Kennan earned his bachelor's degree in communications and journalism at Roger Williams University in Rhode Island in 2001.

His father Larry, now the UIW head football coach, worked 16 years as a coach in the NFL with such teams as the Los Angeles/Oakland Raiders, Denver Broncos, Indianapolis Colts and Seattle Seahawks.

Kennan and his wife Abigail are the parents of sons Kingston and Coltrane.



**Nick Debose**

**Assistant Coach  
Defensive Secondary  
Video Coordinator**

Nick Debose is entering his eighth year of coaching at the collegiate level and has been with the Cardinals since June of 2008. He has been the Defensive Secondary Coach that entire time while also filling the video coordinator, commu-

nity service liaison and housing liaison roles for the program.

Under the direction of Debose, the UIW secondary has received a large amount of acclaim. In 2012, Devan Avery blossomed into a shut-down cornerback who received LSC Second Team and Daktronics Super Region 4 Second Team honors and Kielyn Lewis was second in the LSC with four interceptions.

The 2011 season brought into focus the work that Debose had done with the secondary. Devin Haywood intercepted a pass in each of the first seven games of the season and finished seventh in the nation. Overall, the group picked off 11 passes with both safeties earning Second Team All-LSC honors.

In the program's first year, safety Aaron Hernandez picked off five passes and finished 14<sup>th</sup> in the nation. Hernandez and fellow safety Chaz Pavliska earned earned d2football.com All-Independent honors.

Debose began his coaching career at his alma mater, Southeastern Oklahoma. He coached wide receivers and groomed a pair of all-conference performers. The following year he moved to Texas A&M-Kingsville and tutored First Team All-American cornerback Rod Mosley.

A 2006 graduate of Southeastern Oklahoma, Debose was a four-year starter at defensive back.



**Mike Briglin**

**Assistant Coach  
Running Backs  
Dir. Football Operations**

Mike Briglin joined the coaching staff of Incarnate Word prior to the 2010 season. The U.S. Army war veteran has directed the running backs since starting as a graduate assistant and added the role of Director of Football Operations the

following season when he became a full time assistant.

Heading into the 2013 season, Briglin has his biggest challenge to date working with an extremely inexperienced group of players after the graduation of the program's all-time leading rusher, Trent Rios. Rios was a three-time Honorable Mention All-LSC running back under the guidance of Briglin and finished with 2,420 yards rushing in his career.

In addition to Rios, Briglin worked extensively with fullback Donald Gies who earned all-conference honors in 2010 and 2011.

Off the field, Briglin is thoroughly immersed in the day-to-day operations of the program. His behind the scenes work helps the program run smoothly.

Prior to UIW, Briglin was the head of the NFL's development program in Pearl Harbor, Hawaii. He spent three years in that role and his teams won three championships. He was an assistant linebackers coach and co-coordinator for the JV defense at Moanalua High School in 2009.

A native of Oswego, N.Y., Briglin is a 2001 graduate of Oswego State University where he earned a degree in sociology. He has additional certifications in supervision and management through the U.S. military programs. As a soldier, he played on the U.S. Army rugby team.

He is a member of a number of coaching associations.



**Larry Moore**

**Assistant Coach  
Tight Ends  
Academic Coordinator**

Third year tight ends coach Larry Moore will have a hard time surpassing his 2012 season. He tutored the first First Team all-conference selection in school history, Andrew Mocio, and as academic coordinator he had 18 players named to

the LSC Commissioner's Honor Roll and two named to the LSC All-Academic Team.

In his first year with the program in 2011, Moore's tight ends accounted for a third of the the team's total receiving yards. Mocio was the team's second leading receiver and Caleb Kocian set a school record with nine catches in a game.

Moore had a long career in the NFL as an offensive lineman from 1998 to 2005 playing for Seattle, Indianapolis, Washington and Cincinnati. He was an offensive captain for both the Colts and Redskins. He played a total of 96 games and made 73 starts.

After his NFL career, he jumped into the coaching ranks at Bridgewater College as the tight ends coach. Following a year at Bridgewater he returned to the NFL and began internships with Cincinnati and Indianapolis. He assisted with the offensive line of the Bengals in 2009 and with the Colts in 2010.

A native of San Diego, Calif., Moore began his collegiate playing career at Grossmont College before moving on to BYU. He was a two-time All-WAC performer at BYU. He graduated with a degree in business management.

Moore has a daughter, Isabella.



**Jake Zweig**

**Assistant Coach  
Special Teams  
Outside Linebackers**

Jake Zweig is entering his second year with the Cardinals coaching staff working with special teams and outside linebackers. The former Navy SEAL has brought the standards of excellence in training, toughness, focus and teamwork to the

Cardinals.

Zweig was hired by Larry Kennan, his long time mentor, in January of 2012. In his first season the punting unit had 17 of 58 punts end up inside the 20-yard line. In addition, regular punter Emmanuel Nunez finished seventh in the nation with a 42.8 yard average. In the kick return game, Marcus Wright had the first kick return for a touchdown in school history and Juan Asencio averaged a school-record 28.1 yards per return.

Prior to joining the staff of the Cardinals, Zweig was a defensive assistant at Bryant University in 2011. Before starting at Bryant he participated in the NCAA Expert Coaches Academy which led to his receiving an NFL Bill Walsh Minority Fellowship with the Oakland Raiders.

Zweig has coaching experience at New Hampshire, Iona and the Catholic University of America. His first coaching job was as a graduate assistant at the University of Maryland.

A graduate of the U.S. Naval Academy with a degree in computer science, he competed in football and wrestling. He was a surface warfare officer aboard the U.S.S. Merrimack before completing Navy SEAL training and reporting to SEAL Team 8 in Virginia. He earned an MBA from University of Michigan.

Zweig and his wife, Sarah, have a son, Zembiec.



**Sean Davis**  
**Assistant Coach**  
**Quarterbacks**

Sean Davis joined the Incarnate Word football staff in the summer of 2013 as the Quarterbacks Coach.

Davis began his collegiate coaching career at Pasadena City College in 2010. He began as the wide receivers

coach in 2010 and continued to gain more and more responsibilities in each season. In 2012, he coached quarterbacks and wide receivers and was the passing game coordinator. He was officially named the Co-Offensive Coordinator in November of 2012. His star pupil was Kemonte Bateman who was signed by the Denver Broncos in 2013.

Prior to joining the staff at Pasadena City College, Davis was the offensive coordinator and quarterbacks coach at Crescenta Valley High School (La Crescenta, Calif.) from 2006-09 and then was a coach at the Matt Leinert Quarterbacks Camp in Long Beach, Calif.

Davis was a star quarterback at La Cueva High School in Albuquerque, NM before matriculating to Azusa Pacific. He was a three-year starter at APU finishing with 3,812 passing yards and 22 touchdowns in his career. He led the team to an 11-win season in 2004 and the NAIA National Semifinals. He was a pre-season All-American in 2005.

Davis and his wife, Stephanie, reside in San Antonio.



**Darin Lovat**  
**Strength & Conditioning**  
**Coach**

Darin Lovat arrived at Incarnate Word in the spring of 2012 to work with Cardinals athletes as the strength and conditioning coach and he has a wealth of experience in the field.

Lovat oversees all daily operations of the Benson Fieldhouse Weight Room. His resume includes 14 years of work at Division I schools all across the nation. He has worked at Nevada-Las Vegas, Austin Peay, UCLA, Eastern Washington, Boston College and most recently three years at Washington State.

At UCLA he worked closely with two national championship squads, women's water polo and men's volleyball as well as numerous NFL draft picks and U.S. Olympians. At Eastern Washington his football teams won back-to-back Big Sky titles and the men's basketball team made a first-ever NCAA tournament appearance. Among his EWU students were a Walter Payton Award winner and a Buchannon Award recipient. At Boston College his athletes included several NFL players, most notably the Atlanta Falcons' Matt Ryan.

A native of Albuquerque, N.M., Lovat received his bachelor's degree in fitness management at UNLV and his master's degree in exercise science at Austin Peay. He played football at UNLV where he started 47 consecutive games and was named special teams player of the year. He also was on the conference academic honor roll.

Lovat holds certifications the NSCA, CSCCA and USA Weightlifting. He and his wife, Ann reside in San Antonio with their children, Eliza and Levi.



**T.R. St. Charles**  
**Director**  
**Football Sports Medicine**

T.R. St. Charles has been the Director of Football Sports Medicine at Incarnate Word since the summer of 2008. He has been with the football program from the first ever practice and will be there as they make the transition to NCAA

Division I in 2013.

He is not originally from Texas, but he had spent the past 30-plus years in this state's high school ranks before moving to UIW. He first worked in San Antonio at Holmes High School from 1977-80 followed by a stint in Texas City before returning to the area for jobs at Taft, Clark and finally O'Connor high schools. His longest stint was at Taft where he was a certified athletic trainer from 1985-1998.

St. Charles has worked with the U.S. Olympic Committee athletic training staff on three occasions. He has traveled with USA Men's Field Hockey to numerous events.

He is board certified by the National Athletic Trainers Association and licensed by the Southwest Athletic Trainers Association. He holds memberships in the Texas State and Alamo Area Athletic Trainers Associations as well as the U.S. Olympic Committee Sports Medicine Society and the Texas Society of Sports Medicine.

St. Charles was an inaugural inductee into the Alamo Area Athletic Trainers Association Hall of Fame in 2011.

The author of several articles and a regular speaker at conventions, St. Charles is a two-time graduate of Vanderbilt.

He and his wife, Teri, are the parents of Jeff, Kyle, Taylor and Alexis.



**Jonathan Cervantes**  
**Graduate Assistant**



**Clinton Thomas**  
**Equipment Manager**

# THE 2013 CARDINALS



CARDINALS FOOTBALL 2013

# 2013 ROSTER

NO	PLAYER	POS	HT	WT	CL	HOMETOWN (SCHOOL)
1	Daryl Irby	DB	5-10	175	FR	Pearland (Dawson)
2	Jordan Hicks	WR	5-8	167	FR	Arlington (Juan Seguin)
3	Taylor Woods	QB	6-3	200	SO	Sugar Land (Fort Bend Austin)
4	Trent Brittain	QB	6-2	180	FR	Eastland (Eastland)
5	Breylann McCollum	QB	6-1	200	FR	Cibolo (Steele)
6	Kent Hadnot	WR	6-2	172	SO	Houston (Elkins)
7	Jordan Scelfo	QB	5-10	190	SO	Tucson, AZ (Salpointe)
8	Casey Jennings	WR	6-0	192	JR	Fremont, CA (Washington; Chabot College)
9	Josh Zellars	LB	6-0	195	FR	Baytown (Baytown Lee)
9	Jake Cardenas	QB	6-3	185	FR	San Antonio (Harlandale)
10	Brandon Tanksley	S	6-2	210	SO	Katy (Morton Ranch)
11	Clint Killough	WR	5-10	175	SO	San Antonio (MacArthur; Texas State)
12	Stan Sullivan	WR	6-0	195	SR	Beaumont (Ozen)
13	Alondre Thorn	DB	5-9	165	SO	Hutto (Hutto)
14	Kyle Fishbeck	QB	6-2	208	SO	Portland (Gregory-Portland)
15	Cohner Mokry	WR	6-2	185	FR	San Antonio (Johnson)
16	Daryl Brooks	WR	6-3	175	FR	Teague (Teague)
17	Jarrius James	DB	6-1	175	JR	Galveston (Ball; College of Siskiyous)
18	Adrian Norwood, Jr.	S	5-11	185	FR	Waco (Waco)
19	Tre Spragg	DB	5-9	180	JR	Fort Bend (Elkins)
20	Matthew Mayle	WR	6-0	170	FR	Schertz (Steele)
21	Devin Haywood	DB	5-10	185	SR	San Antonio (Roosevelt)
22	Jamari Gilbert	S	6-1	178	FR	Baytown (Baytown Lee)
23	Kobie Douglas	DB	5-9	170	SO	Plano (Plano; La.-Lafayette)
24	Sean Flannel	RB	5-10	180	FR	Brazoria (West Columbia)
25	Broderick Reeves	RB	5-9	185	FR	Mexia (Mexia)
26	Johnny Sessions	RB	5-10	218	FR	Mesquite (Mesquite)
27	Chavis Barron	DB	5-9	165	SR	Texas City (Texas City)
28	Kielyn Lewis	DB	6-1	205	JR	Gainesville (Gainesville)
29	John Oglesby	RB	6-1	200	FR	Katy (Seven Lakes)
30	Joel Higgins	LB	6-0	195	FR	Austin (Sweeny)
31	Troy Lara	DB	5-11	190	SO	San Antonio (Madison)
32	Matt Bass	FB	5-11	245	SR	Alvin (Alvin)
33	Deion Williams	RB	5-10	190	FR	Katy (Morton Ranch)
34	Greg Lemon	LB	6-2	220	FR	Austin (Sweeny)
35	Padyn Giebler	LB	6-0	225	SO	Ivan (Stephenville)
36	Mike Akers	RB	5-8	212	FR	San Antonio (St. Anthony's)
37	Stephen Howard	DB	5-9	175	JR	Sealy (Sealy)
38	Jared Ambres	S	6-0	180	FR	Manvel (Manvel)
39	Tanner Scheel	LB	5-11	190	FR	San Antonio (East Central)
41	Robert Moorman	DL	6-1	240	SO	Bulverde (Smithson Valley)
42	Nick Ginn	LB	6-3	235	JR	Corpus Christi (Calallen)
43	Michael Allen	LB	6-0	205	FR	Garland (Lakeview Centennial)
44	Cyril Clarke	TE	6-1	210	FR	Houston (Taylor)
45	Cole Wick	TE	6-7	225	SO	Hallettsville (Sacred Heart Catholic)
46	Jake Wilcox	PK	6-0	170	SO	San Antonio (Reagan)
47	Joshua Campbell	LB	6-0	235	JR	San Antonio (Brandeis)

## Alphabetical Roster

### No. Player

- 36 Mike Akers
- 43 Michael Allen
- 68 John Almarez
- 38 Jared Ambres
- 81 Trey Anderson
- 48 Juan Asencio
- 27 Chavis Barron
- 32 Matt Bass
- 4 Trent Brittain
- 16 Daryl Brooks
- 62 Michael Cameron
- 47 Joshua Campbell
- 9 Jake Cardenas
- 44 Cyril Clarke
- 93 Tyler Colbert
- 96 Taryn Davis
- 23 Kobie Douglas
- 90 Juston Edwards
- 75 Prince Eshan
- 95 Josh Esukpa
- 52 Keith Ewing
- 14 Kyle Fishbeck
- 24 Sean Flannel
- 35 Padyn Giebler
- 22 Jamari Gilbert
- 42 Nick Ginn
- 6 Kent Hadnot
- 80 Kaleb Hardy
- 71 Horace Hayes
- 21 Devin Haywood
- 2 Jordan Hicks
- 30 Joel Higgins
- 79 Robby Horton
- 37 Stephen Howard
- 82 Taylor Hudson
- 1 Daryl Irby
- 17 Jarrius James
- 99 Alex Jenkins
- 76 Austin Jennings
- 8 Casey Jennings
- 11 Clint Killough
- 57 Blake Klumpp
- 88 Quinten Kocian
- 31 Troy Lara
- 67 Corey Lee
- 34 Greg Lemon
- 28 Kielyn Lewis
- 69 Trevor Mason
- 79 Riley Mathews
- 20 Matthew Mayle
- 53 Matt McCarthy
- 5 Breylann McCollum
- 60 Albert Miranda
- 15 Cohner Mokry

# CARDINALS FOOTBALL 2013

NO	NAME	POS	HT	WT	CL	HOMETOWN (SCHOOL)
48	Juan Asencio	LB	5-11	225	SR	Pflugerville (Hendrickson)
49	Nick Morrow	LB	6-1	235	JR	Edna (Edna)
49	Emmanuel Nunez	P	6-2	202	SR	Dallas (Juan Seguin)
50	Allen Smith	LB	6-2	210	FR	Missouri City (Marshall)
51	Jamaal Ojo	LB	6-0	240	FR	Houston (Westbury)
52	Keith Ewing	LB	6-0	221	FR	Houston (Bellaire)
53	Matt McCarthy	OL	6-2	265	SO	San Antonio (Reagan)
54	Corey Lee	DT	6-0	260	FR	Humble (La Porte)
55	Brandon Terry	DL	5-11	300	SR	Liberty Hill (Liberty Hill)
56	Justin Roberts	OL	6-4	240	FR	San Antonio (Steele)
57	Blake Klumpp	LB	6-3	210	FR	San Antonio (Alamo Heights)
58	Ivan Resendiz	LB	5-11	235	JR	Flower Mound (Flower Mound)
60	Albert Miranda	OL	6-3	300	JR	Oxnard, CA (Hueneme; Ventura College)
62	Michael Cameron	OL	6-1	275	FR	San Antonio (Churchill)
63	Joseph Roberson	OL	6-0	264	SR	Houston (Cy-Falls)
65	Avery Smith	OL	6-5	240	FR	San Antonio (The Winston School)
68	John Almaraz	OL	6-3	317	FR	Houston (Cypress Lakes)
69	Trevor Mason	OL	6-7	300	FR	Stockton, CA (Taft)
70	Nathan Thompson	OL	6-5	280	SO	San Antonio (MacArthur)
71	Horace Hayes	OL	6-4	280	SO	Schertz (Clemens)
72	Justin Rayome	OL	6-1	275	SO	Flower Mound (Marcus; Fort Lewis College)
73	Will Mora	OL	6-5	310	SO	San Antonio (Brennan)
75	Prince Eshan	OL	6-3	290	FR	San Antonio (Sam Houston)
76	Austin Jennings	OL	6-3	275	FR	San Antonio (Smithson Valley)
77	Devin Threat	OL	6-4	300	JR	Mexia (Mexia)
78	Michael Tate	DL	5-11	290	SR	Houston (Alief Elsik)
79	Robby Horton	DL	6-2	290	SR	Beeville (Jones)
80	Kaleb Hardy	TE	6-3	230	FR	Round Rock (Florence)
81	Trey Anderson	TE	6-1	225	SR	San Antonio (Taft)
82	Taylor Hudson	WR	6-0	165	SO	San Antonio (Harlandale)
83	Michael Thomas	TE	6-3	220	FR	Angleton (Angleton)
84	Chase Ragusa	WR	5-8	170	FR	Cypress (Cypress Woods)
85	Brandon Yates	WR	6-4	195	SO	San Antonio (Clark)
86	Gabriel Taylor	WR	6-7	200	SO	San Antonio (Brackenridge)
87	Andrew Richter	WR	5-11	178	SR	San Antonio (Alamo Heights)
88	Quinten Kocian	TE	6-3	240	FR	Converse (Judson)
90	Juston Edwards	LB	6-2	235	SO	Pasadena (Dobie)
91	Dallin Muti	DL	5-11	275	JR	Laie, HI (Kahuku; Chabot College)
93	Tyler Colbert	NT	6-1	315	FR	Fort Worth (Southwest)
95	Josh Esukpa	DL	6-1	270	FR	Mansfield (Timberview)
96	Johnny Sanders	DT	6-0	255	JR	Del Rio (Del Rio; Sul Ross State)
96	Taryn Davis	DE	6-6	220	FR	Dallas (Carrollton Newman Smith)
99	Alex Jenkins	DE	6-6	250	FR	Bath, England (St. Gregory's)

No.	Player
41	Robert Moorman
73	Will Mora
49	Nick Morrow
91	Dallin Muti
18	Adrian Norwood, Jr.
49	Emmanuel Nunez
29	John Oglesby
51	Jamaal Ojo
84	Chase Ragusa
72	Justin Rayome
25	Broderick Reeves
58	Ivan Resendiz
63	Joseph Roberson
56	Justin Roberts
96	Johnny Sanders
7	Jordan Scelfo
39	Tanner Scheel
26	Johnny Sessions
50	Allen Smith
65	Avery Smith
19	Tre Spragg
12	Stan Sullivan
10	Brandon Tanksley
78	Michael Tate
86	Gabriel Taylor
55	Brandon Terry
83	Michael Thomas
70	Nathan Thompson
13	Alondre Thorn
77	Devin Threat
45	Cole Wick
46	Jake Wilcox
33	Deion Williams
3	Taylor Woods
85	Brandon Yates
9	Josh Zellars

# CARDINALS FOOTBALL 2013

## CARDINALS BY CLASS

### SENIOR (12)

Trey Anderson  
 Juan Asencio  
 Chavis Barron  
 Matt Bass  
 Devin Haywood  
 Robby Horton  
 Emmanuel Nunez  
 Andrew Richter  
 Joseph Roberson  
 Stan Sullivan  
 Michael Tate  
 Brandon Terry

### JUNIOR (12)

Joshua Campbell  
 Nick Ginn  
 Stephen Howard  
 Jarrius James  
 Casey Jennings  
 Kielyn Lewis  
 Albert Miranda  
 Nick Morrow  
 Dallin Muti  
 Ivan Resendiz  
 Johnny Sanders  
 Devin Threat

### SOPHOMORE (22)

Kobie Douglas  
 Juston Edwards  
 Padyn Giebler  
 Kent Hadnot  
 Horace Hayes  
 Taylor Hudson  
 Clint Killough  
 Troy Lara  
 Matt McCarthy  
 Robert Moorman  
 Will Mora  
 Justin Rayome  
 Jordan Scelfo  
 Tre Spragg  
 Brandon Tanksley  
 Gabriel Taylor  
 Nathan Thompson  
 Alondre Thorn  
 Cole Wick  
 Jake Wilcox  
 Taylor Woods  
 Brandon Yates

### FRESHMAN (45)

Mike Akers  
 Michael Allen  
 John Almarez  
 Jared Ambres  
 Trent Brittain  
 Daryl Brooks  
 Michael Cameron  
 Jake Cardenas  
 Cyril Clarke  
 Tyler Colbert  
 Taryn Davis  
 Prince Eshan  
 Josh Esukpa  
 Keith Ewing  
 Kyle Fishbeck

Sean Flannel  
 Jamari Gilbert  
 Kaleb Hardy  
 Jordan Hicks  
 Joel Higgins  
 Daryl Irby  
 Alex Jenkins  
 Austin Jennings  
 Blake Klumpp  
 Quinten Kocian  
 Corey Lee  
 Greg Lemon  
 Trevor Mason  
 Riley Mathews  
 Matthew Mayle  
 Breyllann McCollum  
 Cohner Mokry  
 Adrian Norwood, Jr.  
 John Oglesby  
 Jamaal Ojo  
 Chase Ragusa  
 Broderick Reeves  
 Justin Roberts  
 Tanner Scheel  
 Johnny Sessions  
 Allen Smith  
 Avery Smith  
 Michael Thomas  
 Deion Williams  
 Josh Zellars

## PRONUNCIATIONS

5 Breyllann McCollum	BRAY-lun
6 Chase Ragusa	rah-GOOSE-uh
11 Clint Killough	KEY-low
13 Matthew Mayle	MAY-lee
15 Cohner Mokry	Connor MOCK-ree
17 Jordan Scelfo	CELL-fo
20 Alondre Thorn	a-LAN-dray
28 Kielyn Lewis	KEY-linn
31 Troy Lara	LAR-uh
38 Jared Ambres	AM-burrs
48 Juan Asencio	ah-SEN-cee-oh
51 Jamaal Ojo	Oh-JO
58 Ivan Resendiz	ray-sen-dizz
72 Justin Rayome	RAY-o-me
75 Prince Eshan	E-shawn
88 Quinten Kocian	KO-cee-an
91 Dallin Muti	DALL-in MOO-tee
95 Josh Esukpa	E-sook-pah

## CARDINALS BY LOCATIONS

### SAN ANTONIO

Alamo Heights	Blake Klumpp Andrew Richter
Brackenridge	Gabriel Taylor
Brandeis	Joshua Campbell
Brennan	Will Mora
Churchill	Michael Cameron
Clark	Brandon Yates
East Central	Tanner Scheel
Harlandale	Jake Cardenas Taylor Hudson
Johnson	Cohner Mokry
MacArthur	Clint Killough Nathan Thompson
Madison	Troy Lara
Reagan	Jake Wilcox Matt McCarthy Devin Haywood
Roosevelt	Prince Eshan
Sam Houston	Austin Jennings
Smithson Valley	Mike Akers
St. Anthony's	Justin Roberts
Steele	Trey Anderson
Taft	Avery Smith
Winston School	

### TEXAS

Alvin	Matt Bass
Angleton	Michael Thomas
Arlington	Jordan Hicks
Austin	Joel Higgins Greg Lemon
Baytown	Jamari Gilbert Josh Zellars
Beaumont	Stan Sullivan
Beeville	Robby Horton
Brazoria	Sean Flannel
Cibolo	Breyllann McCollum
Converse	Quinten Kocian
Corpus Christi	Nick Ginn
Dallas	Taryn Davis Emmanuel Nunez
Del Rio	Johnny Sanders
Dilley	Riley Mathews
Eastland	Trent Brittain
Edna	Nick Morrow
Flower Mound	Justin Rayome Ivan Resendiz
Fort Bend	Tre Spragg
Fort Worth	Tyler Colbert
Gainesville	Kielyn Lewis
Galveston	Jarrius James
Garland	Michael Allen
Hallettsville	Cole Wick
Houston	John Almarez Cyril Clarke Keith Ewing Kent Hadnot Jamaal Ojo Joseph Roberson Michael Tate
Humble	Corey Lee
Hutto	Alondre Thorn
Ivan	Padyn Giebler

Katy	John Oglesby Brandon Tanksley Deion Williams
Liberty Hill	Brandon Terry
Mansfield	Josh Esukpa
Manvel	Jared Ambres
Mesquite	Johnny Sessions
Mexia	Broderick Reeves Devin Threat
Missouri City	Allen Smith
Pasadena	Juston Edwards
Pearland	Daryl Irby
Pflugerville	Juan Asencio
Plano	Kobie Douglas
Portland	Kyle Fishbeck
Round Rock	Kaleb Hardy
Schertz	Horace Hayes Matthew Mayle Stephen Howard
Sealy	Taylor Woods
Sugar Land	Daryl Brooks
Teague	Chavis Barron
Texas City	Adrian Norwood
Waco	

### ARIZONA

Tucson	Jordan Scelfo
--------	---------------

### CALIFORNIA

Fremont	Casey Jennings
Oxnard	Albert Miranda
Stockton	Trevor Mason

### HAWAII

Laie	Dallin Muti
------	-------------

### ENGLAND

Bath	Alex Jenkins
------	--------------



**Taylor Woods** **3**

**So. • 6-3 • 200 • QB**  
**Sugar Land, TX**  
**Fort Bend Austin HS**

**2012 (Freshman):** Woods appeared in all 11 games and made four starts at quarterback as a true freshman. He led the team with 95 completions and

completed 58.3 percent of his passes. He went 14-of-26 for 123 and an interception in his first career start against West Texas A&M, the NCAA Division II National Runner-Up. His first career touchdown pass came at Texas A&M-Kingsville on a 25-yard completion to Andrew Mocio. He followed that with his best game of the season when he went 22-of-32 for 156 yards and a touchdown against McMurry. He rushed for 42 yards and a touchdown and passed for 145 yards and a touchdown against Tarleton State. He completed a pair of touchdown passes for the first time in the game at Angelo State. He was named to the LSC Commissioner's Honor Roll

**High School:** Woods was on the football, baseball, basketball and track teams at Fort Bend Austin High School. He was a three-year starter at quarterback. He was the 2009 District Newcomer of the Year. He was named honorable mention all-district as a junior and first team as a senior. He was a Houston Touchdown Club Award recipient and four year member of the Academic All-District team. He was an FCA Huddle Leader and earned Presidential Academic Recognition from UIW.

**Personal:** Woods is the son of Scott and Heather Woods and is studying business. He has two brothers, Ben and Jake, and a sister, Hannah-Grace. He was born on April 19, 1994.

Year	C-A-I	Yds	TD	Eff.	Rush	Avg	TD	Long
2012	95-163-4	782	5	103.8	103-15	0.1	1	30



**Trent Brittain** **4**

**R-Fr. • 6-2 • 180 • QB**  
**Eastland, TX**  
**Eastland HS**

**2012 (Freshman):** Brittain red-shirted his first year at Incarnate Word.

**High School:** Brittain earned First Team All-State honors at Eastland High School at quarterback. He was the All-Big Country All Sports MVP

and the Built Ford Tough 2A Player of the Year as a senior. He also played basketball, baseball and ran track.

**Personal:** Brittain is the son of Jeff and Carol Brittain and is studying criminal justice. He has a sister, Megan, and a brother, Jayden. He was born on September 8, 1993.



**Casey Jennings** **8**

**Jr. • 6-0 • 192 • WR**  
**Fremont, CA**  
**Washington HS**

**Previous:** Jennings played two years at Chabot College. He led the team in receiving as a freshman with 30 catches for 386 yards on a team that went

9-2 and won a conference title. He earned all-conference honors as a sophomore after grabbing 56 receptions for 721 yards and six touchdowns.

**High School:** Jennings played football, basketball and baseball at Washington High School. He earned all-league honors at Washington and finished as the second all-time leading receiver in school history. He earned the White Sweater Award for earning a total of 10 varsity letters in three sports.

**Personal:** Jennings is the son of Barry and Cindy Jennings and is studying sports management with a minor in business. He was born on February 5, 1993. His grandfather played football at USC and his great uncle played at Syracuse.



**Emmanuel Nunez** **49**

**Sr. • 6-3 • 202 • P**  
**Dallas, TX**  
**Seguin HS**

**2012 (Junior):** Nunez led the Lone Star Conference and was seventh in the nation with a punting average of 42.8 yards per kick. He earned LSC Honorable

Mention honors. He averaged at least 40 yards per punt in eight of 10 games. He set a school record with nine punts for 401 yards at Sam Houston State. He had three punts of at least 50 yards in that game. He pinned the opponent inside the 20-yard line on 13 of 40 punts for the year. He boomed a season long 65-yard punt at Angelo State. He took over kickoff duties for the final four games of the season averaging 58.6 yards per kickoff with three touchbacks.

# CARDINALS FOOTBALL 2013

**2011 (Sophomore):** Nunez appeared in five games making 24 punts for an average of 32.0 yards. He had a 59-yard punt and averaged 47.5 yards per punt against Texas A&M-Kingsville. He induced four fair catch calls at Abilene Christian. He had two punts end inside the 20-yard line.

**Previous:** Nunez attended Our Lady of the Lake University.

**High School:** Nunez was the punter at Seguin High School in Dallas.

**Personal:** Nunez is studying business management and was born on August 25, 1990.

Year	Punts	Yds	Avg	Long	I20	50+	KO	Yds
2011	24	769	32.0	59	2	1	0	0
2012	40	1712	42.8	65	13	10	16	937
Total	64	2481	38.8	65	15	11	16	937



## Brandon Tanksley 10

**So. • 6-2 • 210 • S  
Katy, TX  
Morton Ranch HS**

**2012 (Freshman):** Tanksley played in all 11 games as a true freshman and made a pair of starts on the season. He had six tackles and a half tackle for

loss at Sam Houston State. He accounted for six tackles at Midwestern State. In the win over Texas A&M-Commerce he had five tackles and broke up two passes.

**High School:** Tanksley was on the football, basketball and track teams at Morton Ranch High School. He earned First Team All-District 19-5A honors as a senior.

**Personal:** Tanksley is the son of Tanya Woods and is studying engineering management. He has a sister, Brianna Abrams. He was born on December 28, 1993.

Year	UA	A	TKL	TFL	PD
2012	15	14	29	0.5-1	2



## Clint Killough 11

**So. • 5-11 • 175 • WR  
San Antonio, TX  
MacArthur HS**

**2012 (Freshman):** Killough started the season on special teams, but worked his way into the offensive lineup. He had a reception in each of the last

three games of the year. He had a season high four catches for 22 yards at Angelo State. He made a pair of special teams tackles in the opener against Texas College.

**Previous:** Killough originally signed with Texas Tech and also spent a year as a red-shirt at Texas State.

**High School:** Killough was on the football and track teams at MacArthur High School. He was a three-year letterman in both sports. As a senior, he earned first team all-district, first team all-Area and third team All-State honors at quarterback. He accumulated over 7,500 yards in his three year career. He led MacArthur to the State semifinals as a senior. He was second team all-district as a sophomore and honorable mention all-district as a junior. He was a member of the National Honor Society and graduated magna cum laude.

**Personal:** Killough is the son of Tim and Vicki Killough and is studying accounting. He has a brother, Brody and was born on June 11, 1993.

Year	Rec	Yds	Avg	TD	Long
2012	6	26	4.3	0	13



## Stan Sullivan 12

**Sr. • 6-0 • 195 • WR  
Beaumont, TX  
Ozen HS**

**2012 (Junior):** Sullivan appeared in nine games at wide receiver. He caught his only pass of the year against Texas A&M-Commerce for 17 yards.

**2011 (Sophomore):** Sullivan started in three of nine games for the Cardinals. He had a season high six catches for 53 yards against Midwestern State. He added three catches for 30 yards and a touchdown against Texas A&M-Kingsville. He finished the year with 15 catches for 137 yards.

**2010 (Freshman):** Sullivan made five starts and appeared in all 11 games. He had a reception in each of the first five games of the year. He had a season high four catches for 25 yards at Angelo State. He had a season-long grab of 21 yards at Midwestern State. He finished the year with 14 catches for 116 yards.

**High School:** Sullivan played football and basketball at Ozen High School. He was a Second Team All-District 20-4A selection at wide receiver and utility as a senior. He was an All-Southeast Texas Second Team Preseason defensive back as a junior. During his sophomore year he earned Honorable Mention TAPPS All-State honors.

**Personal:** Sullivan is the son of Jim and Carlette Sullivan and is studying business administration. He is an only child and was born on November 20, 1991.

Year	Rec	Yds	Avg	TD	Long
2010	14	116	8.3	0	21
2011	15	137	9.1	1	20
2012	1	17	17.0	0	17
Total	30	270	9.0	1	21



## Kyle Fishbeck 14

**So. • 6-2 • 208 • QB  
Portland, TX  
Gregory-Portland HS**

**2012 (Freshman):** Fishbeck only appeared in one game as a backup quarterback. He made his first varsity appearance at Sam Houston State and completed his only pass attempt. He was named to the LSC Commissioner's Honor Roll

**2011:** Fishbeck red-shirted his first year at Incarnate Word. He was named to the LSC Commissioner's Honor Roll.

**High School:** Fishbeck was a three-year starter at Gregory-Portland High School where he threw for 3,792 yards and 29 touchdowns. He was a three-time academic all-district selection and was named to the 2011 Academic All-State team. In 2008, he was the District 30-4A and Corpus Christi All-South Texas Newcomer of the Year. As a junior and senior, he earned first team all-district honors. He also played basketball.

**Personal:** Fishbeck is the son of Russell and Randi Fishbeck and is studying computer information systems. He has one sister and was born on June 21, 1992.



## Cohner Mokry 15

**R-Fr. • 6-2 • 185 • WR  
San Antonio, TX  
Johnson HS**

**2012:** Mokry red-shirted his first year at Incarnate Word.

**High School:** Mokry led Johnson High School to its first ever playoff berth by throwing a touchdown pass against Churchill with no time left on the clock and then converting the two-point conversion. As a junior, he earned second team all-district honors as a utility player and as a punter. During his senior season he was named second team all-district

and all-area as a quarterback and first team all-district utility player.

**Personal:** Mokry is the son of Stephen and Lisa Mokry and is studying business. He has two siblings, Bailee and Danielle, and was born on July 5, 1994. He was part of the "Bully Guard" at Johnson High School that was featured in the San Antonio Express News as an anti-bullying device for schools.



## Jordan Scelfo 7

**So. • 5-10 • 190 • QB  
Tucson, AZ  
Salpointe HS**

**2012 (Freshman):** Scelfo was on the team, but did not get any game action. He hit .286 in 30 games for the baseball team.

**2011:** Scelfo red-shirted his first year at UIW. He was named to the Lone Star Conference Commissioner's Honor Roll.

**High School:** Scelfo played football and baseball at Salpointe High School.

**Personal:** Scelfo is the son of Frank and Holly Scelfo and is studying liberal studies. He has one brother and was born on June 1, 1992. He is an outfielder for the UIW baseball team.



**Tre Spragg 19**

**Jr. • 5-9 • 180 • DB  
Fort Bend, TX  
Elkins HS**

**2012 (Sophomore):** Spragg was a regular in the defensive back field for the Cardinals. He appeared in 10 games and made one start. He had a season high

five tackles at Sam Houston State. He had four tackles in the game against West Texas A&M.

**2011 (Freshman):** Spragg appeared in two games and made a tackle against Midwestern State.

**High School:** Spragg played football at Elkins High School and was a three-year starter.

**Personal:** Spragg is studying business management and was born on October 31, 1992. He is the cousin of UIW track All-American Matthew Harris.

Year	UA	A	TKL
2011	0	1	1
2012	10	6	16
Total	10	7	17



**Chavis Barron 27**

**Sr. • 5-9 • 165 • DB  
Texas City, TX  
Texas City HS**

**2012 (Junior):** Barron started the first four games of the year and played in 10 games. He had his best game of the year at Sam Houston State when he

made five tackles, broke up a pass and had an interception return for 20 yards. He had four tackles against Eastern New Mexico, Texas A&M-Commerce and Tarleton State.

**2011 (Sophomore):** Barron played in seven games for the Cardinals. He recorded seven tackles including a tackle for loss and forced a fumble at Lamar. He added four tackles against Texas A&M-Kingsville. He finished the year with 16 total tackles.

**High School:** Barron competed in football, basketball and track at Texas City High School. He earned first team all-district honors as a senior and was a second team selection as a junior.

**Personal:** Barron is the son of Tammy Barron and is

studying sports management. He was born on May 12, 1990.

Year	UA	A	TKL	TFL	INT	PD
2011	11	5	16	1.0-1	0-0	1
2012	16	13	29	0.5-2	1-20	3
Total	27	18	45	1.5-3	1-20	4



**Devin Haywood 21**

**Sr. • 5-10 • 185 • S  
San Antonio, TX  
Roosevelt HS**

**2012 (Junior):** Haywood started all 11 games at safety and had a hand in three turnovers with two fumble recoveries and an interception. He registered 12

tackles and a tackle for loss at Sam Houston State. He accumulated eight tackles against Texas A&M-Commerce and followed with nine tackles the following week at Texas A&M-Kingsville. His lone interception of the season came against Tarleton State and he also had a pass breakup. He finished second on the team with 60 tackles and he led the team with 34 unassisted tackles. He is the school record holder with eight career interceptions. He was named to the LSC Commissioner's Honor Roll.

**2011 (Sophomore):** Haywood had a big season as the team's starting safety earning Second Team All-Lone Star Conference honors. He had an interception in each of the first seven games of the year and finished seventh in the nation in interceptions per game. He had five tackles, returned an interception 34 yards and had three kick returns for 84 yards at Lamar. He registered a season high 11 tackles against Midwestern State. He racked up a season high 95 kick return yards, made seven tackles and had a 29-yard interception return against Texas A&M-Kingsville. He made 10 stops against Angelo State. He finished the year with 55 tackles and seven interceptions. He had 20 kick returns for 331 yards. He was named to the LSC Commissioner's Honor Roll.

**2010 (Freshman):** Haywood played in nine games on special teams for the Cardinals. He also appeared on special teams in the kick return game. He had four kick returns for 95 yards against Abilene Christian and returned seven kicks for 141 yards for the season. He had two tackles and a forced fumble against Langston.

**High School:** Haywood played football at Roosevelt High School. He earned All-Area honors as a quarterback.

**Personal:** Haywood is the son of Don and Monica Adams and is studying physical therapy. He was born on May 5, 1992.

Year	UA	A	TKL	TFL	INT	PD	KR	Long
2010	2	5	7	0.0-0	0-0	0	7-141	32
2011	26	29	55	1.5-4	7-81	9	20-331	52
2012	34	26	60	1.5-6	1-36	3	0-0	0
Total	62	60	122	3.0-10	8-117	12	27-472	52



**Sean Flannel 24**

**R-Fr. • 5-10 • 180 • RB  
Brazoria, TX  
West Columbia HS**

**2012:** Flannel red-shirted his first year at Incarnate Word.

**High School:** Flannel played varsity football for four years at West Columbia High School. He helped lead the team to back-to-back State semi-final appearances as a junior and senior. During his final three years he earned all-district honors. As a senior, he also earned all-county and All-State honors. He played on the baseball and basketball teams.

**Personal:** Flannel is the son of Marvin and Reeva Flannel and is studying general business. He has two brothers, Marvin and Jared, and a sister, Whitney. He was born on February 8, 1994. His brother Jared played football at Texas Tech and his sister is on the UT-San Antonio track team.



**Kielyn Lewis 28**

**Jr. • 6-1 • 205 • DB  
Gainesville, TX  
Gainesville HS**

**2012 (Sophomore):** Lewis worked his way into a starting role at corner back and led the team with four interceptions on the season. He and Devan

Avery formed one of the best corner back duos in the Lone Star Conference. He picked off his first pass of the year against West Texas A&M and All-American quarterback Dustin Vaughan. He had a season high seven tackles against Texas A&M-Commerce with five coming unassisted. He had a season long 55-yard interception return in the season finale against Abilene Christian.

**2011 (Freshman):** Lewis played in eight games in his first year with the Cardinals. He had two tackles at Lamar and finished the year with five tackles.

**High School:** Lewis played three sports at Gainesville High School. As a senior he earned first team all-district honors at quarterback and defensive back and earned second team honors as a punter. He was a two-time Second Team All-Area defensive back and earned first team all-district honors at the position as a junior. He was a Regional qualifier in track.

**Personal:** Lewis is the son of Chris and Shannon Lewis and is studying business. He was born on January 2, 1993.

Year	UA	A	TKL	INT	PD
2011	4	1	5	0-0	0
2012	23	6	29	4-63	6
Total	27	7	34	4-63	6



**Darryl Irby 1**

**Fr. • 5-10 • 175 • DB  
Pearland, TX  
Dawson HS**

**2012:** Irby red-shirted his first year at Incarnate Word. He was named to the LSC Commissioner's Honor Roll.

**High School:** Irby was on the football, soccer and track teams at Dawson High School. He earned all-district honors in football.

**Personal:** Irby is the son of Daryl and Desiree Irby and is studying political science. He has a sister, Kayla, and was born on June 17, 1994.



**Matt Bass 32**

**Sr. • 5-11 • 245 • FB  
Alvin, TX  
Alvin HS**

**2012 (Junior):** Bass was the starting fullback for the Cardinals in his first season on the offensive side of the ball. He had a key 47-yard reception in

the season opening win over Texas College. He had two catches for 22 yards and a touchdown at Midwestern State. He had a season high three carries for 13 yards against Tarleton State. He was an up man on kick returns and had two returns for 20 yards.

**2011 (Sophomore):** Bass saw action in seven games on the defensive side of the ball and in special teams. He had six tackles and a pass breakup in a win over Eastern New Mexico. He finished the year with 10 tackles.

**2010 (Freshman):** Bass played in all 11 games and compiled 32 tackles on the season. He posted a season high 11 tackles in a loss to #11 West Texas A&M. He had seven tackles and a tackle for loss at Tarleton State. He finished the season with five tackles, a TFL and two pass breakups in a win over Texas A&M-Commerce.

**High School:** Bass earned Honorable Mention All-State honors at Alvin High School. He was named the county's Defensive Player of the Year as a senior.

**Personal:** Bass is the son of Mike Bass and Maria Mayville and is studying history. He has five siblings; Matthew, James, Patrick, Morgan and Kathryn. He was born on July 26, 1991. He helped start Fellowship of Christian Athletes and is the campus president.

Year	Rush	Yds	TD	Avg	Rec	Yds	Avg	TD
2012	10	28	0	2.8	10	102	10.2	1

first team academic all-district honors. After his junior year he was recognized with first team all-district and academic all-district honors. He was named the District Defensive Player of the Year and Second Team All-Big Country as a senior.

**Personal:** Giebler is the son of Scott and Marka Giebler and is studying engineering management. He has one sibling, Prayr, and was born on September 17, 1992.

Year	UA	A	TKL	TFL	QBS	INT
2012	20	23	43	3.0-10	1.0-5	1-28



## Tanner Scheel 39

**Fr. • 5-11 • 190 • LB  
San Antonio, TX  
East Central HS**

**High School:** Scheel was on the football and golf teams at East Central High School. He was a two-time first team all-district linebacker and earned

second team honors on one occasion. He led the team in tackles as a senior and led the team to four playoff appearances.

**Personal:** Scheel is the son of Phillip and Charlotte Scheel and is studying meteorology with a minor in mathematics. He has a brother, Dalton. He was born on November 17, 1992.



## Dadyn Giebler 35

**So. • 6-0 • 225 • LB  
Ivan, TX  
Stephenville HS**

**2012 (Freshman):** Giebler played in every game and made five starts on the season at linebacker as a true freshman, including the final four games

of the year. He had at least one tackle in every game including a season high nine at Texas A&M-Kingsville. He recorded his first career sack in the season opener against Texas College. He had seven tackles and a 28-yard interception return against McMurry. He finished the year with three tackles for loss and 43 tackles. He was named to the LSC Commissioner's Honor Roll.

**High School:** Giebler was a member of the football, basketball and track teams at Stephenville High School. As a sophomore, he earned second team all-district and



## Stephen Howard 37

**Jr. • 5-9 • 175 • CB  
Sealy, TX  
Sealy**

**2012 (Sophomore):** Howard appeared in six games with most of his time coming on special teams. He recorded a tackle against Texas A&M-Commerce

and against Abilene Christian. He was named to the LSC Commissioner's Honor Roll.

**2011 (Freshman):** Howard was named to the LSC Commissioner's Honor Roll.

**High School:** Howard earned Second Team Academic All-State and Second Team All-District honors at Sealy High School.

**Personal:** Howard is the son of Stanley and Katherine Howard and is studying kinesiology. He was born on January 10, 1993.



**Nick Morrow 49**

**Jr. • 6-1 • 235 • LB  
Edna, TX  
Edna HS**

**2012 (Sophomore):** Morrow came off the bench in all 11 games, but still had at least one tackle in each of the final 10 games of the year. He had a

season high five tackles at Midwestern State. He had four tackles and a pass breakup at Angelo State. He finished the year with 19 total tackles.

**2011 (Freshman):** Morrow saw action in all 10 games. He had two tackles at Lamar and finished the season with seven total tackles.

**High School:** Morrow had a highly decorated career at Edna High School. He was a three-time first team all-district linebacker and earned Honorable Mention All-State honors as a senior. He was a First Team Academic All-State selection. As a senior, he compiled 97 tackles, three sacks, five forced fumbles and three interceptions.

**Personal:** Morrow is the son of John and Karen Morrow and is studying engineering management. He has four siblings and was born on December 3, 1992.

Year	UA	A	TKL	TFL	PD
2011	1	6	7	0.0-0	0
2012	7	12	19	0.5-0	1
Total	8	18	26	0.5-0	1



**Kobie Douglas 23**

**So. • 5-9 • 170 • S  
Plano, TX  
Plano HS**

**2012 (Freshman):** Douglas was a solid contributor on defense as a backup at safety and corner back. He had at least one tackle in nine of 10 games he played.

He had four tackles at Sam Houston State. He finished with four tackles and a tackle for loss against Tarleton State.

**Previous:** Douglas red-shirted his one year at Louisiana-Lafayette.

**High School:** Douglas played football at Plano High School.

**Personal:** Douglas is studying sports management.

Year	UA	A	TKL	TFL
2012	10	9	19	1.0-6



**Nick Ginn 42**

**Jr. • 6-3 • 235 • LB  
Corpus Christi, TX  
Calallen HS**

**2012 (Sophomore):** Ginn worked his way into the starting lineup for the final three games of the year. He was part of a strong linebacking unit and

finished the season with 44 tackles. He registered five tackles against West Texas A&M. He had three tackles and his first sack of the season against Texas A&M-Commerce. He picked up eight tackles at Texas A&M-Kingsville and followed that with six tackles and a sack against McMurry. He accumulated a season high nine tackles and 1.5 tackles for loss at Angelo State. He notched his third sack of the year in the season finale against Abilene Christian.

**2011 (Freshman):** Ginn returned a blocked punt for a touchdown against Texas A&M-Kingsville. He appeared in nine games throughout the season. He had a season high four tackles, 1.5 tackles for loss and a forced fumble at Tarleton State. He finished the year with 12 tackles.

**High School:** Ginn played football and baseball at Calallen High School. He was named the District 31-4A MVP as a senior. He also picked up All-State, Academic All-State and All-South Texas honors that year. He was an all-district linebacker as a junior. He was also a two-time all-district baseball player and was part of a 2008 State 4A championship team.

**Personal:** Ginn is the son of Johnny Ginn and Annie Swetish and is studying accounting. He was born on October 17, 1992.

Year	UA	A	TKL	TFL	QBS	FF	PD
2011	6	6	12	1.5-18	0.5-0	1	1
2012	13	31	44	5.0-9	3.0-5	0	0
Total	19	37	56	6.5-27	3.5-5	1	1



**Jake Wilcox** **46**

**So. • 6-0 • 170 • PK**  
**San Antonio, TX**  
**Reagan HS**

**2012 (Freshman):** Wilcox was the team's main place kicker for the first seven games of the season. He was 12-of-14 on extra point attempts and 3-for-5

on field goals. He went 3-for-3 on extra points and booted his first career field goal against Eastern New Mexico at Cowboys Stadium. He scored a season high seven points against Texas A&M-Commerce with four PAT's and a 22-yard field goal. He drilled a season long 36-yard field goal at Texas A&M-Kingsville. He averaged 57.1 yards on 24 kickoffs and had two touchbacks during the year. He was named to the LSC Commissioner's Honor Roll.

**High School:** Wilcox was on the soccer and football teams at Reagan High School. He earned all-district and all-area honors as a place kicker. He was named Honorable Mention All-State as a senior and was the team MVP as a junior. He had a career long field goal of 58 yards.

**Personal:** Wilcox is the son of Jeff and Dana Wilcox and is studying biology. He has a sister, Erin, and was born on January 1, 1994. His father swam collegiately at San Jose State.

Year	PAT	FG	Long	KO	YDS	AVG
2012	12-14	3-5	36	24	1371	57.1



**Joshua Campbell** **47**

**Jr. • 6-0 • 235 • LB**  
**San Antonio, TX**  
**Brandeis HS**

**2012 (Sophomore):** Campbell only played in one game during the season and had a tackle at Sam Houston State.

**2011 (Freshman):** Campbell was a backup linebacker for the Cardinals. He had a huge game at Lamar racking up 10 tackles and 3.0 tackles for loss. He finished the year with 15 tackles.

**High School:** Campbell played at Brandeis High School for his father, John. He was the District 27-5A Defensive MVP as a senior. He had 117 tackles, eight tackles for loss, three sacks and forced four fumbles that year. He was named to the Express-News All-Area First Team.

**Personal:** Campbell is the son of John and Mirella Campbell and is studying kinesiology and education. He has a sister, Kimberly, and was born on May 15, 1992.

Year	UA	A	TKL	TFL
2011	8	7	15	3.0-8
2012	1	0	1	0.0-0
Total	9	7	16	3.0-8



**Juan Asencio** **48**

**Sr. • 5-11 • 225 • LB**  
**Pflugerville, TX**  
**Hendrickson HS**

**2012 (Junior):** Asencio had another strong season at linebacker and as a dynamic kick returner. He finished third on the team with 59 tackles

including nine in each of the first two games of the year. He had five tackles a 17-yard tackle for loss and a school record 86-yard interception return for a touchdown at Texas A&M-Kingsville. He racked up three sacks for a total of 24 yards lost at Angelo State. He averaged 28.1 yards on 10 kick returns, a school record, and had three returns for 109 yards against McMurry. His 213 career interception return yards is a school record. He was named to the LSC Commissioner's Honor Roll.

**2011 (Sophomore):** Asencio moved into a full-time starting role at linebacker. He was named the Lone Star Conference Defensive Player of the Week on October 10 after making seven tackles, blocking a kick and picking off a pass in a win at A&M-Commerce. He opened the season with 12 tackles against East Central and finished the year with five games of at least double digit tackles. He made 11 stops and forced a fumble at Lamar. He had seven tackles, a forced fumble and a 49-yard interception return at West Texas A&M. He set a season high with 15 tackles and two pass breakups against Angelo State. He closed out the season with 10 tackles and a 62-yard interception return at Abilene Christian. He led the team with 88 tackles, 3.5 tackles for loss and three interceptions. He was named to the LSC Commissioner's Honor Roll.

**2010 (Freshman):** Asencio started six games and appeared in nine for the Cardinals. He had five solo tackles and six total stops in a win over Central Oklahoma. He contributed four tackles and a pass breakup in an overtime loss at #10 Midwestern State. He notched seven tackles and his first tackle for loss in a win at East Central. He closed out the season with 10 tackles in a win over A&M-Commerce. He finished the year with 46 total tackles.

**High School:** Asencio played football at Hendrickson High School under head coach Chip Killian. He was a First Team All-District 25-4A selection at linebacker as a senior.

**Personal:** Asencio is the son of Juan and Barbara Asencio and is studying criminal justice. He was born on August 15, 1991.

Year	UA	A	TKL	TFL	QBS	PD	FF
2010	27	19	46	1.0-1	0.0-0	1	0
2011	51	37	88	3.5-21	0.0-0	6	3
2012	26	33	59	6.5-49	4.5-30	2	0
Total	104	89	193	11.0-71	4.5-30	9	3

Year	INT	YDS	Long	TD	KR	YDS	AVG	Long
2010	0	0	0	0	0	0	0.0	0
2011	3	127	62	0	0	0	0.0	0
2012	1	86	86	1	10	281	28.1	49
Total	4	213	86	1	10	281	28.1	49



**Josh Esukpa 95**

**Fr. • 6-1 • 270 • DL**  
**Mansfield, TX**  
**Timberview HS**

**2012:** Esukpa red-shirted his first year at Incarnate Word.

**High School:** Esukpa played football at Timberview High

School. He earned second team all-district honors as a senior.

**Personal:** Esukpa is the son of Stanley and Millicent Esukpa and is studying sports management. He has a sister, Christine, and a brother, Emmanuel. He was born on August 5, 1994.



**Jamaal Ojo 51**

**Fr. • 6-0 • 240 • LB**  
**Houston, TX**  
**Westbury HS**

**2012:** Ojo red-shirted his first year at Incarnate Word.

**High School:** Ojo was on the football and track teams at West-

bury High School. He was a three-time first team all-district choice.

**Personal:** Ojo is studying criminal justice. He was born on October 30, 1992.



**Brandon Terry 55**

**Sr. • 5-11 • 300 • DL**  
**Liberty Hill, TX**  
**Liberty Hill HS**

**2012 (Junior):** Terry played in the final 10 games of the year and was one of the major cogs on the interior defensive line. He had a season high five tackles,

including a tackle for loss against McMurry. He finished the year with 12 stops.

**2011 (Sophomore):** Terry played in three games on the defensive line. He had three tackles against East Central and added another tackle at Lamar.

**2010 (Freshman):** Terry got on the field for three games. He recorded his only tackle of the season against Texas A&M-Kingsville.

**High School:** Terry was on the football, track and powerlifting teams at Liberty Hill High School. During his senior year he earned first team all-district, All-Central Texas and All-State 3A honors. He was first team all-district and All-Central Texas as a junior. He was named second team all-district and academic all-district as a sophomore. He finished in sixth place in the state in powerlifting as a junior and fourth place as a senior.

**Personal:** Terry is the son of Malcom and Debbie Terry and is studying biology. He has three siblings; Adam, Chris and Jason. He was born on April 24, 1991.



**Matt McCarthy 53**

**So. • 6-2 • 265 • OL**  
**San Antonio, TX**  
**Reagan HS**

**2012 (Freshman):** McCarthy appeared in six games at center for the Cardinals. He was one of the first offensive line subs as a true freshman.

**High School:** McCarthy led Reagan High School to the most wins in school history. He earned first team all-Area and first team all-district honors as a senior. He was on the baseball, basketball, wrestling and golf teams as well.

**Personal:** McCarthy is the son of Steve and Jessica McCarthy and is studying business. He has a sister, Katelyn, and was born on November 19, 1993.



**Robert Moorman 41**

**So. • 6-1 • 240 • DL  
Bulverde, TX  
Smithson Valley HS**

**2012 (Freshman):** Moorman played in 10 games and had at least one tackle in eight of the games. He had three tackles, including his first career sack in

the season opener against Texas College. He contributed three tackles the following week at Sam Houston State. He registered a season high four tackles at Texas A&M-Kingsville.

**2011:** Moorman red-shirted his first year at Incarnate Word.

**High School:** Moorman was on the football, baseball, basketball and track teams at Smithson Valley High School. He was a Greater San Antonio Area All Star and earned Honorable Mention All-State honors as a senior when he led his team to the Area Finals after winning District and Bi-District championships. He earned first team all-area, all-district and All-Comal County honors. He was a two-time academic all-district selection.

**Personal:** Moorman is the son of Scott and Jill Moorman and is studying general business. He has two brothers, Jacob and Luke, and was born on April 20, 1993.

Year	UA	A	TKL	TFL	QBS	FF
2012	7	10	17	1.5-11	1.0-11	1



**Joseph Roberson 63**

**Sr. • 6-0 • 264 • OL  
Houston, TX  
Cy-Falls HS**

**2012 (Junior):** Roberson received his first varsity game action for the Cardinals against Texas A&M-Commerce.

**High School:** Roberson earned honorable mention all-district honors at Cy-Falls High School.

**Personal:** Roberson is the son of Don and Priscilla Roberson and is studying engineering management. He has two siblings, Austin and Sarah. He was born on April 6, 1991.



**Riley Mathews 79**

**Fr. • 6-5 • 298 • OL  
Dilley, TX  
Dilley HS**

**2012:** Mathews red-shirted his first year at Incarnate Word.

**High School:** Mathews was a three-time first team all-district offensive lineman at Dilley High School.

**Personal:** Mathews is the son of JoFae Mathews and is studying business management. He has a sister, Shania, and a brother, Reagan. He was born on September 16, 1993.



**Trevor Mason 69**

**Fr. • 6-7 • 300 • OL  
Stockton, CA  
Taft HS**

**2012:** Mason red-shirted his first year at Incarnate Word. He was named to the LSC Commissioner's Honor Roll.

**High School:** Mason was on the football, basketball and track teams at Taft High School. He earned honorable mention all-district honors and was named to the Academic All-State team.

**Personal:** Mason is the son of Frank and Cynthia Mason and is studying government. He has two siblings, Tia and Deja, and was born on June 14, 1994.



**Nathan Thompson 70**

**So. • 6-5 • 280 • OL  
San Antonio, TX  
MacArthur HS**

**2012 (Freshman):** Thompson quickly worked his way into the offensive line rotation. He appeared in 10 games and made two starts at left tackle, including

the season finale against Abilene Christian.

**High School:** Thompson played basketball and football at MacArthur High School. He was a Third Team All-State and First Team All-Area offensive lineman as a senior.

**Personal:** Thompson is the son of Mike and Kari Thompson and is studying kinesiology. He has two brothers, Colton and Payton. He was born on January 11, 1994.



**Horace Hayes 71**

**So. • 6-4 • 280 • OL  
Schertz, TX  
Clemens HS**

**2012 (Freshman):** Hayes started all 11 games at right tackle. He was one of the few starters who did not miss time due to injuries. A key blocker for a team

that averaged 31:25 in time of possession and whose top three running backs each averaged at least 4.6 yards per carry. He was named to the LSC Commissioner's Honor Roll.

**2011:** Hayes red-shirted his first season at Incarnate Word.

**High School:** Hayes attended Clemens High School in Schertz, TX. He earned Second Team All-District 27-4A honors as a senior.

**Personal:** Hayes is the son of Jackie and Michelle Hayes and is studying pharmacy. He has a brother and a sister and was born on September 4, 1992.



**Robby Horton 79**

**Sr. • 6-2 • 290 • DL  
Beeville, TX  
Jones HS**

**2012 (Junior):** Horton was the team's top defensive lineman starting all 11 games at defensive end. He had five tackles, 1.5 tackles for loss and a pass

break up in the win over Texas College. He broke up a season high two passes against West Texas A&M. He registered six tackles and two sacks in a win over Texas A&M-Commerce. He had a season high eight tackles, five solo, two quarterback hurries and a pass break up at Texas A&M-Kingsville. He picked up a sack against Tarleton State.

**2011 (Sophomore):** Horton earned Honorable Mention all-Lone Star Conference honors on the defensive line. He led the team with 11.0 tackles for loss and 5.5 sacks. He had three tackles, including 2.5 tackles for loss and 2.0 sacks in a win against Eastern New Mexico. He registered a season high six tackles against Midwestern State. He had two tackles for loss against Texas A&M-Kingsville and 3.0 tackles for loss at Tarleton State. He recovered a fumble and returned it 42 yards at Texas A&M-Commerce. He finished the year with 36 tackles.

**2010 (Freshman):** Horton played in all 10 games as a freshman. He recorded his first tackle for loss against Texas A&M-Kingsville. He had three tackles at Midwestern State and at East Central. He finished the year with 13 tackles.

**2009:** Horton red-shirted his first year at Incarnate Word.

**High School:** Horton earned all-district and All-South Texas honors at Beeville's A.C. Jones High School. He also played basketball and baseball.

**Personal:** Horton is the son of Robert and Gracie Horton and is studying biology. He was born on August 27, 1991.

Year	UA	A	TKL	TFL	QBS	PD
2010	5	8	13	1.0-6	0.0-0	0
2011	14	22	36	11.0-50	5.5-29	1
2012	18	17	35	6.0-28	3.0-22	6
Total	37	47	84	18.0-84	8.5-51	7



**Will Mora** **73**

**So. • 6-5 • 310 • OL**  
**San Antonio, TX**  
**Brennan HS**

**2012 (Freshman):** Mora appeared in two games for the Cardinals along the offensive line.

**High School:** Mora was on the football and track teams at Brennan High School.

**Personal:** Mora is the son of Raymond and Deborah Mora and is studying chemistry. He has two brothers, Christopher and Randy, and was born on May 4, 1994.

had 270 against Eastern New Mexico. He was named to the LSC Commissioner's Honor Roll.

**2011 (Freshman):** Threat played in all 11 games and made nine starts on the offensive line as a true freshman. He was part of a unit that only allowed 13 sacks on the season.

**High School:** Threat was on the football, basketball, baseball and track teams at Mexia High School. He earned first team all-district honors on both the offensive and defensive side of the ball as a senior. He was also a First Team All Super Centex and Honorable Mention All-State selection in 2011. He helped lead the team to a bi-district championship as a junior. He was a regional finalist in the discus. He was a member of the National Honor Society and Student Council.

**Personal:** Threat is the son of Shane Threat and Debra Isham and is studying sports management. He has three brothers, Tim, Taylor and Dustin and was born on August 6, 1993.



**Prince Eshan** **75**

**Fr. • 6-3 • 290 • OL**  
**San Antonio, TX**  
**Sam Houston HS**

**2012:** Eshan red-shirted his first year at Incarnate Word.

**High School:** Eshan was on the football and track teams at Sam Houston High School. He nabbed First Team All-District 28-3A as a junior and senior. He threw the shot put and discus in track.

**Personal:** Eshan has a brother, Jasmon Smith, and a sister Jacarra Eshan. He is studying kinesiology and has a cousin, Ralpheal Green, who plays defensive tackle at Indiana. He was born on April 11, 1994.



**Michael Tate** **78**

**Sr. • 5-11 • 290 • DL**  
**Houston, TX**  
**Alief Elsik HS**

**2012 (Junior):** Tate started all 11 games at nose tackle and defensive tackle. He had another productive season with 25 tackles. He had three tackles and his first sack of

the season at Midwestern State. He added six tackles and a half sack in the win over Texas A&M-Commerce. He registered at least one tackle in all but one game.

**2011 (Sophomore):** Tate played in nine games on the interior defensive line. He had two tackles and a tackle for loss against Eastern New Mexico. He had a season high three tackles against Midwestern State and Angelo State. He finished the year with 13 tackles.

**2010 (Freshman):** Tate made 12 tackles his first year with UIW. He had a half tackle for loss in his first game against Langston. He had a season high four tackles at Angelo State.

**High School:** Tate earned first team all-district honors as a senior at Alief Elsik High School. He was a two-time team MVP.

**Personal:** Tate is the son of Darryl and Sheila Tate and is studying engineering management. He has three siblings; Faith, Yasmin and Darryl. He was born on November 19, 1991.



**Devin Threat** **77**

**Jr. • 6-4 • 300 • OL**  
**Mexia, TX**  
**Mexia HS**

**2012 (Sophomore):** Threat started all 11 games for the Cardinals with nine of the starts coming at left tackle and two at left guard. He earned Honorable

Mention All-Lone Star Conference honors. He was part of a unit that provided open running lanes for their top three running backs who all averaged at least 4.6 yards per carry. The team rushed for over 100 yards in seven games and

Year	UA	A	TKL	TFL	QBS	PD
2010	3	9	12	0.5-1	0.0-0	0
2011	5	8	13	1.0-5	1.0-0	1
2012	7	18	25	2.0-12	1.5-11	0
Total	15	35	50	3.5-18	2.5-11	1



**Trey Anderson 81**

**Sr. • 6-1 • 225 • TE  
San Antonio, TX  
Taft HS**

**2012 (Junior):** Anderson played in four games for the Cardinals, including an appearance against Eastern New Mexico at Cowboys Stadium. He was named to the

LSC Commissioner's Honor Roll.

**2011 (Sophomore):** Anderson appeared in eight games for the Cardinals at tight end. He caught a 3-yard touch-down pass in the season opener against East Central. His best game of the year came against Texas A&M-Kingsville when he had three grabs for 36 yards. He was named to the LSC Commissioner's Honor Roll.

**2010 (Freshman):** Anderson saw action in six games, but did not make a catch. He returned one kick for 12 yards from his upback position.

**High School:** Anderson earned all-district honors at Taft High School in San Antonio. He was named All-City as a senior.

**Personal:** Anderson is the son of Bobby and Althea Anderson and is studying biology and philosophy. He was born on January 9, 1991.

Year	REC	YDS	AVG	TD	Long
2010	0	0	0.0	0	0
2011	5	44	8.8	1	13
2012	0	0	0.0	0	0
Total	5	44	8.8	1	13



**Taylor Hudson 82**

**So. • 6-0 • 165 • WR  
San Antonio, TX  
Harlandale HS**

**2012 (Freshman):** Hudson was on the team, but did not see any time of the field.

**2011:** Hudson red-shirted his first year at Incarnate Word.

**High School:** Hudson was a two-way player at Harlandale High School. He earned second team all-district honors at corner back and was a two-time honorable mention all-district wide receiver. He was the second place finisher in the district triple jump.

**Personal:** Hudson is the son of Henry and Yvonne Hudson and is studying kinesiology. He has six siblings and was born on December 17, 1992.



**Drake Pamilton 83**

**Fr. • 6-2 • 175 • WR  
Fort Worth, TX  
Lake Worth HS**

**2012:** Pamilton red-shirted his first year at Incarnate Word. He was named to the LSC Commissioner's Honor Roll.

**High School:** Pamilton was on the football, basketball, baseball and track teams at Lake Worth High School. He was a three-time all-district wide receiver earning second team honors as a sophomore, honorable mention honors as a junior and first team honors as a senior. He broke the school record for most points in a basketball game when he scored 46 against a rival.

**Personal:** Pamilton is the son of Tina Pamilton and is studying government. He has a sister, Nicole and was born on December 9, 1993.



**Kent Hadnot 6**

**So. • 6-2 • 172 • WR  
Houston, TX  
Elkins HS**

**2012 (Freshman):** Hadnot played all 11 games and made his first career start against Mid-western State. He opened the season with three catches for 13 yards against Texas College. He hauled in two catches for 19 yards and his first career touchdown against Tarleton State. He had at least one reception in eight of 11 games.

**2011:** Hadnot red-shirted his first year at Incarnate Word.

**High School:** Hadnot was the captain of the football and track teams at Elkins High School in Houston. He earned academic all-district honors and was given the Academic Excellence Award. He was the district champion in the 400-meter dash in 2009.

**Personal:** Hadnot is studying business marketing and was born on November 24, 1992.

Year	REC	YDS	AVG	TD	Long
2012	12	76	6.3	1	10



**Brandon Yates 85**

**So. • 6-4 • 195 • WR  
San Antonio, TX  
Clark HS**

**2012 (Freshman):** Yates made six starts at wide receiver and appeared in all 11 games as a true freshman. He caught a season long 39-yard pass in

the opener against Texas College. He had four catches in three different games. He caught four passes for a season high 44 yards against Eastern New Mexico. He grabbed a 26-yard touchdown pass in a win over Texas A&M-Commerce. His second touchdown reception was a 14-yard grab against McMurry.

**High School:** Yates played football, soccer, baseball and basketball at Clark High School. He earned second team all-district honors in back-to-back seasons and played in the Gucci Bowl as a sophomore.

**Personal:** Yates is the son of Rhonda Brocket and is undecided on his field of study. He has an older brother, Nathan, who played baseball at Iowa. He was born on June 11, 1993. He is also a member of the Cardinal track team.

Year	REC	YDS	AVG	TD	Long
2012	17	191	11.2	2	39



**Gabriel Taylor 86**

**So. • 6-7 • 200 • WR  
San Antonio, TX  
Brackenridge HS**

**2012 (Freshman):** Taylor played in 10 games as a true freshman. His first and only reception of the year was a 17-yard touchdown grab against

Eastern New Mexico at Cowboys Stadium.

**2011:** Taylor red-shirted his first year at Incarnate Word.

**High School:** Taylor was a member of the football, basketball and track teams at Brackenridge High School. He earned First Team All-District 29-4A and Express News Second Team All-Area honors as a senior.

**Personal:** Taylor is the son of Rachel Gonzalez and is studying biology/pre-vet. He has one brother and one sister and was born on October 13, 1992.



**Juston Edwards 90**

**So. • 6-2 • 235 • LB  
Pasadena, TX  
Dobie HS**

**2012 (Freshman):** Edwards played in 10 games and worked his way into the starting lineup by the end of the year. He had a season high four tackles and


picked up his first career sack at Angelo State. He was named to the LSC Commissioner's Honor Roll.

**2011:** Edwards red-shirted his first year at Incarnate Word.

**High School:** Edwards attended Dobie High School. He was named the Defensive MVP of District 22-5A as a senior and also earned first team all-district honors.

**Personal:** Edwards is the son of Kirk and Dina Edwards and is studying business. He was born on June 29, 1993.

Year	UA	A	TKL	TFL	QBS
2012	5	7	12	1.0-6	1.0-6



**Dallin Muti 91**

**Jr. • 5-11 • 275 • DL  
Laie, HI  
Kahuku HS**

**Previous:** Muti played two seasons at Chabot College where he helped the team win back-to-back conference titles. He had 24 tackles, 6.5 tackles for

loss and 3.5 sacks at Chabot as a freshman on a team that went 9-2 and won a conference title.

**High School:** Muti was on the football, track and wrestling teams at Kahuku High School. He earned First Team All-State and OIA Red East First Team honors. He was named the IMPACT Most Outstanding Defensive Lineman and the KHS 2010 Most Outstanding Defensive Lineman. He helped the squad to a pair of OIA championships and a State Runner-Up finish in 2009.

**Personal:** Muti is the son of Dallin and Tia Muti and is undecided on his field of study. He has five siblings, Paul, Marleina, David, Javelana and Marcus. He was born on August 22, 1993.



**Johnny Sanders 96**

**Jr. • 6-0 • 255 • DT  
Del Rio, TX  
Del Rio HS**

**2012 (Sophomore):** Sanders started four games on the season and appeared in all 11 games. He opened the year with a 9-tackle performance against

Texas College. He had a total of six quarterback hurries on the year, including two against McMurry. He had 1.5 tackles for loss in the win over Texas A&M-Commerce.

**Previous:** Sanders played one season at Sul Ross State University. As a freshman, he had 31 tackles, 5.0 tackles for loss and led the team with 4.0 sacks on the season.

**High School:** Sanders was on the football and track teams at Del Rio High School. He earned First Team All-District 29-5A honors as a senior.

**Personal:** Sanders is studying computer information systems and was born on October 16, 1991.

Year	UA	A	TKL	TFL	QBS
2012	4	18	22	3.0-7	1.0-4



**Alex Jenkins 99**

**Fr. • 6-6 • 250 • DE  
Bath, England  
St. Gregory's HS**

**High School:** Jenkins attended St. Gregory's Catholic School in Bath, England. He played soccer and rugby. He was part of the Bristol Academy PRIDE after

he initially began playing football with the Bristol Academy Aztecs Junior Community Team. Jenkins was first noticed at the Football University (FBU) Camp at Stirling University in Scotland. At the camp, he gained a spot on the FBU All-Europe Team and was then invited to the FBU Top Gun Event in Virginia. He was the first British player to be featured on the Rivals.com website. He was the head boy at St. Gregory's and senior prefect.

**Personal:** Jenkins is the son of Peter and Sandra Jenkins and is studying sports medicine. He has three siblings, Mike, Paris and Wayne. His grandfather and uncle were professional boxers in the United Kingdom. He was born on January 15, 1993.



**Cole Wick 45**

**So. • 6-7 • 225 • TE  
Hallettsville, TX  
Sacred Heart Catholic HS**

**2012 (Freshman):** Wick appeared in eight games at tight end for the Cardinals in his true freshman season.

**High School:** Wick was a two-way star at Sacred Heart Catholic High School. On offense he earned first team all-District and all-Area and second team All-State honors as a senior. On the defensive side of the ball, he was the district defensive most valuable player and first team All-State. He was also an Academic All-State selection. He led Sacred Heart to a State championship as a senior.

**Personal:** Wick is the son of Bo and Pam Wick and is studying business. He has a sister, Amanda and two brothers, Evan and Cullen. He was born on November 30, 1993.



**Cyril Clarke 44**

**So. • 6-1 • 210 • TE  
Houston, TX  
Taylor HS**

**2012:** Clarke red-shirted his first year at Incarnate Word.

**High School:** Clarke helped lead Alief Taylor High School to both district and regional titles. He was the team's offensive MVP.

**Personal:** Clarke is the son of Labinco and Karen Clarke and is studying accounting and finance. He has two siblings, Shondrell and Ivory, and was born on March 30, 1994.



**Alondre Thorn 13**

So. • 5-9 • 165 • DB  
Hutto, TX  
Hutto HS



**Ivan Resendiz 58**

Jr. • 5-11 • 235 • LB  
Flower Mound, TX  
Flower Mound HS



**Jake Cardenas 9**

Fr. • 6-3 • 185 • QB  
San Antonio, TX  
Harlandale HS



**Quinten Kocian 88**

Fr. • 6-3 • 240 • TE  
Converse, TX  
Judson HS



**Troy Lara 31**

So. • 5-11 • 190 • DB  
San Antonio, TX  
Madison HS



**Mike Akers 36**

Fr. • 5-8 • 212 • RB  
San Antonio, TX  
St. Anthony's HS



# 2013 NEWCOMERS

<b>Name</b>	<b>Ht.</b>	<b>Wt.</b>	<b>Pos.</b>	<b>Hometown</b>	<b>Previous School</b>
Michael Allen	6-0	205	LB	Garland, TX	Lakeview Centennial HS
John Almaraz	6-3	317	OL	Houston, TX	Cypress Lakes HS
Jared Ambres	6-0	180	S	Manvel, TX	Manvel HS
Daryl Brooks	6-3	175	WR	Teague, TX	Teague HS
Michael Cameron	6-1	275	OL	San Antonio, TX	Churchill HS
Tyler Colbert	6-1	315	NT	Ft. Worth, TX	Southwest HS
Taryn Davis	6-6	220	DE	Dallas, TX	Newman Smith HS
Jamari Gilbert	6-1	178	S	Baytown, TX	Baytown Lee HS
Kaleb Hardy	6-3	230	QB	Round Rock, TX	Florence HS
Jordan Hicks	5-8	167	WR	Arlington, TX	Juan Seguin HS
Joel Higgins	6-0	195	LB	Austin, TX	Sweeny HS
Jarrius James	6-1	175	DB	Galveston, TX	College of the Siskiyous
Austin Jennings	6-3	275	OL	San Antonio, TX	Smithson Valley HS
Blake Klumpp	6-3	210	LB	San Antonio, TX	Alamo Heights HS
Corey Lee	6-0	260	DT	Humble, TX	LaPorte HS
Greg Lemon	6-2	220	LB	Austin, TX	Sweeny HS
Keshon Leonard	5-7	160	RB	Rosenberg, TX	Lamar Consolidated HS
Matthew Mayle	6-0	170	WR	Schertz, TX	Steele HS
Breyllann McCollum	6-1	200	QB	Cibolo, TX	Steele HS
Adrian Norwood, Jr.	5-11	185	S	Waco, TX	Waco HS
John Oglesby	6-1	200	RB	Katy, TX	Seven Lakes HS
Chase Ragusa	5-8	170	WR	Cypress, TX	Cypress Woods HS
Broderick Reeves	5-9	185	RB	Mexia, TX	Mexia HS
Justin Roberts	6-4	240	OL	San Antonio, TX	Steele HS
Jacob Sadler	5-9	175	WR	Devine, TX	Texas Lutheran
Johnny Sessions	5-10	218	RB	Mesquite, TX	Mesquite HS
Allen Smith	6-2	210	LB	Missouri City, TX	Fort Bend Marshall HS
Michael Thomas	6-3	220	TE	Angleton, TX	Angleton HS
Deion Williams	5-10	190	RB	Katy, TX	Morton Ranch HS
Frank Williams	5-7	180	RB	Houston, TX	Southern Nazarene
Josh Zellars	6-0	195	LB	Baytown, TX	Baytown Lee HS

# RECORD BOOK



**TRENT RIOS (2009-12)**  
**ALL-TIME LEADING RUSHER**

# CARDINALS FOOTBALL 2013

## ANNUAL LEADERS

Yr	Rushing	Yds
2009	Trent Rios	357
2010	Trent Rios	888
2011	Trent Rios	686
2012	Trent Rios	489

Yr	Passing (C-A-I)	Yds
2009	Thomas Specia (77-165-9)	941
2010	Paden Lynch (98-183-4)	958
2011	Paden Lynch (109-177-8)	1102
2012	Zach Rhodes (91-168-6)	894

Yr	Total Offense	Yds
2009	Eric Massoni	1180
2010	Paden Lynch	1366
2011	Paden Lynch	1107
2012	Zach Rhodes	1098

Yr	Scoring	Pts
2009	Thomas Rebold	49
2010	Thomas Rebold	60
2011	Trent Rios	68
2012	Saul Meza	31

Yr	Receiving	Yds
2009	Dominic Hamilton	464
2010	Dominic Hamilton	627
2011	Jacob Love	556
2012	Andrew Mocio	351

Yr	Receptions	Rec
2009	Dominic Hamilton	29
2010	Dominic Hamilton	53
2011	Jacob Love	38
2012	Andrew Mocio	36



Dominic Hamilton

### Rushing Yards

#### Career

1. Trent Rios (2009-12)	2,420
2. Eric Massoni (2009-12)	709
3. Paden Lynch (2009-11)	471
4. Marcus Wright (2012)	354
5. Thomas Specia (2009-10)	264

### Rushing Attempts

#### Career

1. Trent Rios (2009-12)	629
2. Eric Massoni (2009-12)	181
3. Paden Lynch (2009-11)	154
4. Taylor Woods (2012)	103
5. Tahje Canyon (2010-11)	74

### Rushing Touchdowns

#### Career

1. Trent Rios (2009-12)	23
2. Paden Lynch (2009-11)	8
3. J.J. Johnson (2009)	3
3. Eric Massoni (2009-12)	3
3. Marcus Wright (2012)	3
3. Thomas Specia (2009-10)	3

### Rushing Average

#### Career (min. 100 carries)

1. Eric Massoni (2009-12)	3.92
2. Trent Rios (2009-12)	3.85
3. Paden Lynch (2009-11)	3.1

### Rushing Yards Per Game

#### Career

1. Trent Rios (2009-12)	65.4
2. Eric Massoni (2009-12)	24.4
3. Tahje Canyon (2010-11)	21.7
4. Paden Lynch (2009-11)	21.5
5. Thomas Specia (2009-10)	16.5

### 100-Yard Rushing Games

#### Career

1. Trent Rios (2009-12)	8
2. Eric Massoni (2009-12)	2
3. Paden Lynch (2009-11)	1
3. Zach Rhodes (2012)	1

### Rushing Yards

#### Season

1. Trent Rios, 2010	888
2. Trent Rios, 2011	686
3. Trent Rios, 2012	489
4. Paden Lynch, 2010	408
5. Eric Massoni, 2011	372

### Rushing Attempts

#### Season

1. Trent Rios, 2010	218
2. Trent Rios, 2011	196
3. Trent Rios, 2009	109
4. Trent Rios, 2012	106
5. Taylor Woods, 2012	103

### Rushing Touchdowns

#### Season

1. Trent Rios, 2011	10
2. Trent Rios, 2010	8
3. Paden Lynch, 2010	4
4. Five with	3

### Rushing Average

#### Season (min. 60 carries)

1. Eric Massoni, 2011	5.0
2. Marcus Wright, 2012	4.9
3. Trent Rios, 2012	4.6
4. Paden Lynch, 2010	4.5
5. Trent Rios, 2010	4.1

### Rushing Yards Per Game

#### Season

1. Trent Rios, 2010	80.7
2. Trent Rios, 2011	76.2
3. Trent Rios, 2012	61.1
4. Eric Massoni, 2011	46.5
5. Paden Lynch, 2010	40.8

### 100-Yard Rushing Games

#### Season

1. Trent Rios, 2010	3
2. Trent Rios, 2011	2
2. Trent Rios, 2012	2

# CARDINALS FOOTBALL 2013

Yr	Punt Returns	Yds
2009	Derrick Walls	120
2010	Derrick Walls	44
2011	Trent Rios	28
2012	Joseph Sadler	28

Yr	Kick Returns	Yds
2009	Jacob Love	381
2010	Trent Rios	521
2011	Devin Haywood	331
2012	Marcus Wright	381

Yr	Interceptions	Int
2009	Aaron Hernandez	5
2010	Dakota Mawyer Aaron Willis	2 2
2011	Devin Haywood	7
2012	Kielyn Lewis	4

Yr	All-Purpose	Yds
2009	Trent Rios	856
2010	Trent Rios	1632
2011	Trent Rios	914
2012	Trent Rios	821

Yr	Punting (No.-Yds)	Avg
2009	Thomas Rebold (49-1744)	35.6
2010	Aaron Willis (59-2075)	35.2
2011	Aaron Willis (26-999)	38.4
2012	Emmanuel Nunez (40-1712)	42.8

Yr	Tackles (Solo-Ast)	Tkl
2009	Chaz Pavliska (39-32)	71
2010	Aaron Willis (39-26)	65
2011	Juan Asencio (51-37)	88
2012	Dakota Mawyer (27-39)	66



Zach Rhodes

Pass Attempts
Career
1. Paden Lynch (2009-11) ..... 373
2. Eric Massoni (2009-12) ..... 346
3. Thomas Specia (2009-10) ..... 246
4. Zach Rhodes (2012) ..... 168
5. Taylor Woods (2012) ..... 163

Pass Completions
Career
1. Paden Lynch (2009-11) ..... 213
2. Eric Massoni (2009-12) ..... 166
3. Thomas Specia (2009-10) ..... 115
4. Taylor Woods (2012) ..... 95
5. Zach Rhodes (2012) ..... 91

Passing Yards
Career
1. Paden Lynch (2009-11) ..... 2,135
2. Eric Massoni (2009-12) ..... 1,923
3. Thomas Specia (2009-10) ..... 1,328
4. Zach Rhodes (2012) ..... 894
5. Taylor Woods (2012) ..... 782

Passing Touchdowns
Career
1. Eric Massoni (2009-12) ..... 20
2. Paden Lynch (2009-11) ..... 17
3. Thomas Specia (2009-10) ..... 11
4. Zach Rhodes (2012) ..... 6
5. Taylor Woods (2012) ..... 5

Completion Percentage
Career (min. 200 attempts)
1. Paden Lynch (2009-11) ..... 57.1
2. Eric Massoni (2009-12) ..... 48.0
3. Thomas Specia (2009-10) ..... 46.9

Passing Efficiency
Career (min. 200 attempts)
1. Paden Lynch (2009-11) ..... 113.8
2. Eric Massoni (2009-12) ..... 105.6
3. Thomas Specia (2009-10) ..... 95.0

Yards Per Pass
Career (min. 200 attempts)
1. Paden Lynch (2009-11) ..... 5.7
2. Eric Massoni (2009-12) ..... 5.6
3. Thomas Specia (2009-10) ..... 5.4

Yards Per Completion
Career (min. 200 attempts)
1. Eric Massoni (2009-12) ..... 11.6
2. Thomas Specia (2009-10) ..... 11.5
3. Paden Lynch (2009-11) ..... 10.0

Pass Attempts
Season
1. Paden Lynch, 2010 ..... 183
2. Paden Lynch, 2011 ..... 177
3. Zach Rhodes, 2012 ..... 168
4. Thomas Specia, 2009 ..... 165
5. Taylor Woods, 2012 ..... 163

Pass Completions
Season
1. Paden Lynch, 2011 ..... 109
2. Paden Lynch, 2010 ..... 98
3. Taylor Woods, 2012 ..... 95
4. Zach Rhodes, 2012 ..... 91
5. Thomas Specia, 2009 ..... 77

Passing Yards
Season
1. Paden Lynch, 2011 ..... 1,102
2. Paden Lynch, 2010 ..... 958
3. Thomas Specia, 2009 ..... 941
4. Eric Massoni, 2009 ..... 915
5. Zach Rhodes, 2012 ..... 894

Passing Touchdowns
Season
1. Eric Massoni, 2009 ..... 11
2. Thomas Specia, 2009 ..... 10
3. Paden Lynch, 2011 ..... 8
3. Paden Lynch, 2010 ..... 8
5. Zach Rhodes, 2012 ..... 6

Completion Percentage
Season (min. 100 attempts)
1. Paden Lynch, 2011 ..... 61.6
2. Taylor Woods, 2012 ..... 58.3
3. Zach Rhodes, 2012 ..... 54.2
4. Paden Lynch, 2010 ..... 53.6
5. Eric Massoni, 2009 ..... 52.9

Passing Efficiency
Season (min. 100 attempts)
1. Eric Massoni, 2009 ..... 129.1
2. Paden Lynch, 2011 ..... 119.8
3. Paden Lynch, 2010 ..... 107.6
4. Taylor Woods, 2012 ..... 103.8
5. Thomas Specia, 2009 ..... 103.7

Yards Per Pass
Season (min. 100 attempts)
1. Eric Massoni, 2009 ..... 6.6
2. Paden Lynch, 2011 ..... 6.2
3. Thomas Specia, 2009 ..... 5.7
4. Zach Rhodes, 2012 ..... 5.3
5. Paden Lynch, 2010 ..... 5.2

Yards Per Completion
Season (min. 100 attempts)
1. Eric Massoni, 2009 ..... 12.5
2. Eric Massoni, 2011 ..... 12.4
3. Thomas Specia, 2009 ..... 12.2
4. Paden Lynch, 2011 ..... 10.1
5. Zach Rhodes, 2012 ..... 9.8

# CARDINALS FOOTBALL 2013

## ANNUAL TEAM STATISTICS

<b>Rushing</b>	<b>Att</b>	<b>Yards</b>	<b>TDs</b>
2009	356	1380	12
2010	454	1690	15
2011	364	1204	14
2012	384	1279	7

<b>Rushing</b>	<b>Long</b>	<b>Avg/c</b>	<b>Avg/g</b>
2009	52	3.9	138.0
2010	66	3.7	153.6
2011	62	3.3	120.4
2012	70	3.3	116.3

<b>Passing</b>	<b>Cmp</b>	<b>Att</b>	<b>Int</b>
2009	157	321	14
2010	169	321	10
2011	170	331	18
2012	191	337	10

<b>Passing</b>	<b>Yds</b>	<b>TDs</b>	<b>Long</b>
2009	1936	22	73
2010	1624	14	47
2011	1857	13	60
2012	1722	11	61

<b>Passing</b>	<b>Pct</b>	<b>Avg/g</b>	<b>Effic</b>
2009	48.9	193.6	113.5
2010	52.6	147.6	103.3
2011	51.4	185.7	100.6
2012	56.7	156.5	104.4

## Passing Yards Per Game

Career

1. Paden Lynch (2009-11) .....	97.0
2. Thomas Specia (2009-10) .....	83.0
3. Eric Massoni (2009-12) .....	66.3

## Receiving Yards

Career

1. Dominic Hamilton (2009-12) .....	1,627
2. Andrew Mocio (2009-12) .....	1,084
3. Jacob Love (2009-11) .....	777
4. Trent Rios (2009-12) .....	655
5. Todd Walker (2009) .....	370

## Receptions

Career

1. Dominic Hamilton (2009-12) .....	127
2. Andrew Mocio (2009-12) .....	99
2. Trent Rios (2009-12) .....	99
4. Jacob Love (2009-11) .....	53
5. Caleb Kocian (2009-12) .....	39

## Receiving Touchdowns

Career

1. Dominic Hamilton (2009-12) .....	14
2. Todd Walker (2009) .....	6
2. Donald Gies (2009-11) .....	6
2. Trent Rios (2009-12) .....	6
5. Andrew Mocio (2009-12) .....	5

## Yards Per Catch

Career (min. 20 receptions)

1. Jacob Love (2009-11) .....	14.7
2. Dominic Hamilton (2009-12) .....	12.8
3. Colton Palmer (2009-12) .....	12.7
4. Andrew Mocio (2009-12) .....	11.0
5. Stan Sullivan (2010-12) .....	9.0

## Receptions Per Game

Career

1. Dominic Hamilton (2009-12) .....	3.34
2. Trent Rios (2009-12) .....	2.68
3. Jacob Love (2009-11) .....	2.52
4. Andrew Mocio (2009-12) .....	2.41
5. Stan Sullivan (2010-12) .....	1.03

## 100-Yard Receiving Games

Career

1. Jacob Love (2009-11) .....	3
2. Dominic Hamilton (2009-12) .....	2
3. Derrick Walls (2009-10) .....	1
3. Andrew Mocio (2009-12) .....	1

## Passing Yards Per Game

Season

1. Paden Lynch, 2011 .....	183.7
2. Zach Rhodes, 2012 .....	127.7
3. Eric Massoni, 2009 .....	101.7
4. Paden Lynch, 2010 .....	95.8
5. Thomas Specia, 2009 .....	94.1

## Receiving Yards

Season

1. Dominic Hamilton, 2010 .....	627
2. Jacob Love, 2011 .....	556
3. Dominic Hamilton, 2009 .....	464
4. Andrew Mocio, 2011 .....	402
5. Todd Walker, 2009 .....	370

## Receptions

Season

1. Dominic Hamilton, 2010 .....	53
2. Jacob Love, 2011 .....	38
3. Andrew Mocio, 2012 .....	36
4. Trent Rios, 2012 .....	33
5. Andrew Mocio, 2011 .....	32

## Receiving Touchdowns

Season

1. Todd Walker, 2009 .....	6
1. Donald Gies, 2010 .....	6
1. Dominic Hamilton, 2009 .....	6
4. Dominic Hamilton, 2010 .....	5
5. Jacob Love, 2011 .....	4

## Yards Per Catch

Season (min. 20 receptions)

1. Dominic Hamilton, 2009 .....	16.0
2. Todd Walker, 2009 .....	15.4
3. Jacob Love, 2011 .....	14.6
4. Andrew Mocio, 2011 .....	12.6
5. Dominic Hamilton, 2012 .....	12.2

## Receptions Per Game

Season

1. Dominic Hamilton, 2010 .....	4.82
2. Dominic Hamilton, 2009 .....	4.14
3. Trent Rios, 2012 .....	4.12
4. Jacob Love, 2011 .....	3.80
5. Andrew Mocio, 2012 .....	3.27

## 100-Yard Receiving Games

Season

1. Dominic Hamilton, 2009 .....	2
1. Jacob Love, 2011 .....	2
3. Derrick Walls, 2009 .....	1
3. Jacob Love, 2010 .....	1
3. Andrew Mocio, 2011 .....	1

# CARDINALS FOOTBALL 2013

<b>Tackles</b>	<b>UA</b>	<b>A</b>	<b>Tot</b>
2009	373	344	717
2010	401	306	707
2011	361	346	707
2012	374	432	806

<b>Defense</b>	<b>TFL</b>	<b>Yards</b>	<b>PD</b>
2009	82.0	330	43
2010	49.0	185	36
2011	60.0	292	51
2012	51.0	224	44

<b>Defense</b>	<b>FF</b>	<b>FR</b>	<b>BLK</b>
2009	15	14	4
2010	5	7	2
2011	9	8	2
2012	4	6	1

<b>Sacks</b>	<b>No.</b>	<b>Yards</b>
2009	27	196
2010	12	94
2011	20	111
2012	26	154

<b>Returns</b>	<b>PR</b>	<b>Yards</b>	<b>Avg</b>
2009	20	255	12.8
2010	16	91	5.7
2011	14	115	8.2
2012	9	36	4.0

<b>Returns</b>	<b>KR</b>	<b>Yards</b>	<b>Avg</b>
2009	50	1028	20.6
2010	69	1323	19.2
2011	50	871	17.4
2012	45	914	20.3

<b>Returns</b>	<b>Int</b>	<b>Yards</b>	<b>Avg</b>
2009	13	189	14.5
2010	6	86	14.3
2011	16	321	20.1
2012	11	269	24.5

<b>Return TD's</b>	<b>PR</b>	<b>KR</b>	<b>Int</b>
2009	1	0	1
2010	0	0	0
2011	2	0	0
2012	0	1	1

## **Total Offense Yards**

Career

1. Eric Massoni (2009-12)..... 2,632
2. Paden Lynch (2009-11)..... 2,606
3. Trent Rios (2009-12)..... 2,475
4. Thomas Specia (2009-10)..... 1,592
5. Zach Rhodes (2012)..... 1,098

## **Touchdowns Responsible For**

Career

1. Trent Rios (2009-12)..... 30
2. Paden Lynch (2009-11)..... 25
3. Eric Massoni (2009-12)..... 23
4. Dominic Hamilton (2009-12)..... 15
5. Thomas Specia (2009-10)..... 14

## **Total Offense Per Game**

Career

1. Paden Lynch (2009-11)..... 118.5
2. Thomas Specia (2009-10)..... 99.5
3. Eric Massoni (2009-12)..... 90.8
4. Trent Rios (2009-12)..... 66.9
5. Tahje Canyon (2010-11)..... 21.7

## **Total Offense Per Play**

Career (min. 300 plays)

1. Thomas Specia (2009-10)..... 5.2
2. Eric Massoni (2009-12)..... 5.0
3. Paden Lynch (2009-11)..... 4.9
4. Trent Rios (2009-12)..... 3.9

## **All-Purpose Yards**

Career

1. Trent Rios (2009-12)..... 4,223
2. Dominic Hamilton (2009-12)..... 1,651
3. Jacob Love (2009-11)..... 1,419
4. Andrew Mocio (2009-12)..... 1,084
5. Marcus Wright (2012)..... 804

## **All-Purpose Yards Per Game**

Career

1. Trent Rios (2009-12)..... 114.1
2. Jacob Love (2009-11)..... 67.6
3. Derrick Walls (2009-10)..... 50.6
4. Dominic Hamilton (2009-12)..... 43.4
5. Andrew Mocio (2009-12)..... 26.4

## **Total Offense Yards**

Season

1. Paden Lynch, 2010..... 1,366
2. Eric Massoni, 2009..... 1,180
3. Thomas Specia, 2009..... 1,148
4. Paden Lynch, 2011..... 1,107
5. Eric Massoni, 2011..... 1,102

## **Touchdowns Responsible For**

Season

1. Eric Massoni, 2009..... 14
2. Paden Lynch, 2010..... 12
2. Thomas Specia, 2009..... 12
4. Trent Rios, 2011..... 11
4. Paden Lynch, 2011..... 11

## **Total Offense Per Game**

Season

1. Paden Lynch, 2011..... 184.5
2. Zach Rhodes, 2012..... 156.9
3. Eric Massoni, 2011..... 137.8
4. Paden Lynch, 2010..... 136.6
5. Eric Massoni, 2009..... 131.1

## **Total Offense Per Play**

Season (min. 150 plays)

1. Eric Massoni, 2009..... 5.6
2. Thomas Specia, 2009..... 5.5
3. Zach Rhodes, 2012..... 5.4
4. Paden Lynch, 2010..... 5.0
5. Eric Massoni, 2011..... 4.9

## **All-Purpose Yards**

Season

1. Trent Rios, 2010..... 1,632
2. Trent Rios, 2011..... 914
3. Trent Rios, 2009..... 856
4. Trent Rios, 2012..... 821
5. Marcus Wright, 2012..... 804

## **All-Purpose Yards Per Game**

Season

1. Trent Rios, 2010..... 148.4
2. Trent Rios, 2012..... 102.6
3. Trent Rios, 2011..... 101.6
4. Trent Rios, 2009..... 95.1
5. Marcus Wright, 2012..... 73.1

# CARDINALS FOOTBALL 2013

All Purpose	Rush	Rcv	Tot
2009	1380	1936	4788
2010	1690	1624	4814
2011	1204	1857	4368
2012	1279	1722	4220

All Purpose	PR	KR	IR
2009	255	1028	189
2010	91	1323	86
2011	115	871	321
2012	36	914	269

Total Offense	Tot	Avg
2009	3316	331.6
2010	3314	301.3
2011	3061	306.1
2012	3001	272.8

Scoring	TD	Rush	Rcv
2009	38	12	22
2010	29	15	14
2011	29	14	13
2012	21	7	11

Scoring	Ret	PAT	2PAT
2009	4	34	0
2010	0	27	0
2011	2	23	2
2012	3	19	0

Scoring	FG	Pts	Avg
2009	9	291	29.1
2010	11	236	21.5
2011	6	219	21.9
2012	11	178	16.2

**Total Points Scored**

Career

1. Trent Rios (2009-12) ..... 176
2. Thomas Rebold (2009-11) ..... 152
3. Dominic Hamilton (2009-12) ..... 90
4. Paden Lynch (2009-11) ..... 48
5. Saul Meza (2009-12) ..... 43

**Touchdowns**

Career

1. Trent Rios (2009-12) ..... 29
2. Dominic Hamilton (2009-12) ..... 15
3. Paden Lynch (2009-11) ..... 8
4. Donald Gies (2009-11) ..... 7
5. Todd Walker (2009) ..... 6

**PAT Kicks Made**

Career

1. Thomas Rebold (2009-11) ..... 75
2. Saul Meza (2009-12) ..... 16
3. Jake Wilcox (2012) ..... 12

**PAT Kicks Attempted**

Career

1. Thomas Rebold (2009-11) ..... 82
2. Saul Meza (2009-12) ..... 16
3. Jake Wilcox (2012) ..... 14

**PAT Kick Percentage**

Career (min. 15 attempts)

1. Saul Meza (2009-12) ..... 100.0
2. Thomas Rebold (2009-11) ..... 91.5

**Field Goals Made**

Career

1. Thomas Rebold (2009-11) ..... 25
2. Saul Meza (2009-12) ..... 9
3. Jake Wilcox (2012) ..... 3

**Field Goals Attempted**

Career

1. Thomas Rebold (2009-11) ..... 37
2. Saul Meza (2009-12) ..... 9
3. Jake Wilcox (2012) ..... 5

**Field Goal Percentage**

Career (min. 15 attempts)

1. Thomas Rebold (2009-11) ..... 67.6

**Total Points Scored**

Season

1. Trent Rios, 2011 ..... 68
2. Thomas Rebold, 2010 ..... 60
3. Trent Rios, 2010 ..... 54
4. Thomas Rebold, 2009 ..... 49
5. Thomas Rebold, 2011 ..... 43

**Touchdowns**

Season

1. Trent Rios, 2011 ..... 11
2. Trent rios, 2010 ..... 9
3. Donald Gies, 2010 ..... 7
4. Three with ..... 6

**PAT Kicks Made**

Season

1. Thomas Rebold, 2010 ..... 27
2. Thomas Rebold, 2009 ..... 25
3. Thomas Rebold, 2011 ..... 23
4. Jake Wilcox, 2012 ..... 12
5. Saul Meza, 2009 ..... 9

**PAT Kicks Attempted**

Season

1. Thomas Rebold, 2010 ..... 28
2. Thomas Rebold, 2009 ..... 27
2. Thomas Rebold, 2011 ..... 27
4. Jake Wilcox, 2012 ..... 14
5. Saul Meza, 2009 ..... 9

**PAT Kick Percentage**

Season (min. 10 attempts)

1. Thomas Rebold, 2010 ..... 96.4
2. Thomas Rebold, 2009 ..... 92.6
3. Jake Wilcox, 2012 ..... 85.7
4. Thomas Rebold, 2011 ..... 85.2

**Field Goals Made**

Season

1. Thomas Rebold, 2010 ..... 11
2. Saul Meza, 2012 ..... 8
2. Thomas Rebold, 2009 ..... 8
4. Thomas Rebold, 2011 ..... 6
5. Jake Wilcox, 2012 ..... 3

**Field Goals Attempted**

Season

1. Thomas Rebold, 2010 ..... 16
2. Thomas Rebold, 2009 ..... 11
3. Thomas Rebold, 2011 ..... 10
4. Saul Meza, 2012 ..... 8
5. Jake Wilcox, 2012 ..... 5

**Field Goal Percentage**

Season (min. 5 attempts)

1. Saul Meza, 2012 ..... 100.0
2. Thomas Rebold, 2009 ..... 72.7
3. Thomas Rebold, 2010 ..... 68.8
4. Jake Wilcox, 2012 ..... 60.0
4. Thomas Rebold, 2011 ..... 60.0



# CARDINALS FOOTBALL 2013

<b>Punting</b>	<b>No.</b>	<b>Yards</b>	<b>Avg</b>
2009	60	2113	35.2
2010	59	2075	35.2
2011	61	2094	34.3
2012	58	2220	38.3

<b>Field Goals Made</b>	<b>Att</b>	<b>Long</b>
2009	9	12
2010	11	16
2011	6	10
2012	11	13

<b>First Downs Rush</b>	<b>Pass</b>	<b>Pen</b>
2009	82	76
2010	98	73
2011	57	86
2012	74	76

<b>First Downs</b>	<b>Total</b>	<b>Avg</b>
2009	182	18.2
2010	195	17.7
2011	173	17.3
2012	175	15.9

<b>Penalties</b>	<b>No.</b>	<b>Yards</b>
2009	57	558
2010	46	436
2011	59	519
2012	61	511

<b>3rd Downs</b>	<b>FD</b>	<b>Att</b>	<b>Pct</b>
2009	45	141	31.9
2010	60	174	34.5
2011	52	149	34.9
2012	53	170	31.2

<b>4th Downs</b>	<b>FD</b>	<b>Att</b>	<b>Pct</b>
2009	6	14	42.9
2010	20	26	76.9
2011	7	15	46.7
2012	12	31	38.7

<b>Turnovers</b>	<b>Fum</b>	<b>Lost</b>	<b>TO's</b>
2009	13	8	22
2010	17	10	20
2011	11	6	24
2012	26	12	22

**Punt Yards**

Career

1. Aaron Willis (2009-12)..... 3,416
2. Emmanuel Nunez (2011-12)..... 2,481
3. Thomas Rebold (2009-11) ..... 1,744
4. Joseph Sadler (2012) ..... 494
5. Eric Massoni (2009-12)..... 197

**Punt Attempts**

Career

1. Aaron Willis (2009-12)..... 94
2. Emmanuel Nunez (2011-12)..... 64
3. Thomas Rebold (2009-11) ..... 49
4. Joseph Sadler (2012) ..... 16
5. Eric Massoni (2009-12)..... 6

**Punt Average**

Career (min. 25 attempts)

1. Emmanuel Nunez (2011-12)..... 38.8
2. Aaron Willis (2009-12)..... 36.3
3. Thomas Rebold (2009-11) ..... 35.6

**Punt Return Yards**

Career

1. Derrick Walls (2009-10)..... 164
2. Trent Rios (2009-12) ..... 92
3. Jacob Love (2009-11)..... 75
4. Robert Williams (2009-12) ..... 32
5. Joseph Sadler (2012) ..... 28

**Punt Returns**

Career

1. Trent Rios (2009-12) ..... 17
2. Derrick Walls (2009-10)..... 14
3. Jacob Love (2009-11)..... 9
4. Joseph Sadler (2012) ..... 7
5. Three with ..... 2

**Punt Return Touchdowns**

Career

1. Nick Ginn (2011-12)..... 1
1. Robert Williams (2009-12) ..... 1
1. Matt Garza (2009-12) ..... 1

**Punt Return Average**

Career (min. 15 returns)

1. Trent Rios (2009-12) ..... 5.4

**Punt Yards**

Season

1. Aaron Willis, 2010 ..... 2,075
2. Thomas Rebold, 2009..... 1,744
3. Emmanuel Nunez, 2012 ..... 1,712
4. Aaron Willis, 2011 ..... 999
5. Emmanuel Nunez, 2011 ..... 769

**Punt Attempts**

Season

1. Aaron Willis, 2010 ..... 59
2. Thomas Rebold, 2009..... 49
3. Emmanuel Nunez, 2012 ..... 40
4. Aaron Willis, 2011 ..... 26
5. Emmanuel Nunez, 2011 ..... 24

**Punt Average**

Season (min. 20 attempts)

1. Emmanuel Nunez, 2012 ..... 42.8
2. Aaron Willis, 2011 ..... 38.4
3. Thomas Rebold, 2009..... 35.6
4. Aaron Willis, 2010 ..... 35.2
5. Emmanuel Nunez, 2011 ..... 32.0

**Punt Return Yards**

Season

1. Derrick Walls, 2009..... 120
2. Jacob Love, 2009 ..... 57
3. Derrick Walls, 2010..... 44
4. Trent Rios, 2010..... 40
5. Two with ..... 28

**Punt Returns**

Season

1. Derrick Walls, 2010..... 8
2. Trent Rios, 2010..... 7
2. Joseph Sadler, 2012 ..... 7
2. Trent Rios, 2011..... 7
5. Two with ..... 6

**Punt Return Touchdowns**

Season

1. Nick Ginn, 2011 ..... 1
1. Robert Williams, 2009 ..... 1
1. Matt Garza, 2011 ..... 1

**Punt Return Average**

Season (min. 10 returns)

No Qualifiers

# CARDINALS FOOTBALL 2013

## Fumbles Forced

Career

1. Juan Asencio (2010-12) .....	3
2. Five with .....	2

## Fumbles Recovered

Career

1. Chaz Pavliska (2009-12) .....	5
2. Alan Ford (2009-10, 12) .....	3
2. Dakota Mawyer (2009-12) .....	3
2. Devin Haywood (2010-12) .....	3
5. Three with .....	2

## Pass Breakups

Career

1. Devan Avery (2009-12) .....	29
2. Todd Lyons (2009-11) .....	16
3. Chaz Pavliska (2009-12) .....	15
4. James Perez (2009-11) .....	8
4. Dakota Mawyer (2009-12) .....	8

## Quarterback Hurries

Career

1. Diego McClain (2009-11) .....	7
2. Johnny Sanders (2012) .....	6
2. Robby Horton (2010-12) .....	6
4. Four with .....	5

## Blocked Kicks

Career

1. Matt Garza (2009-12) .....	2
2. Six with .....	1



Juan Asencio

## Kick Return Yards

Career

1. Trent Rios (2009-12) .....	1,056
2. Jacob Love (2009-11) .....	555
3. Devin Haywood (2010-12) .....	472
4. Marcus Wright (2012) .....	381
5. Derrick Walls (2009-10) .....	359

## Kick Returns

Career

1. Trent Rios (2009-12) .....	46
2. Devin Haywood (2010-12) .....	27
3. Jacob Love (2009-11) .....	26
4. Marcus Wright (2012) .....	18
4. Derrick Walls (2009-10) .....	18

## Kick Return Touchdowns

Career

1. Marcus Wright (2012) .....	1
-------------------------------	---

## Kick Return Average

Career (min. 15 returns)

1. Trent Rios (2009-12) .....	23.0
2. Jacob Love (2009-11) .....	21.4
3. Derrick Walls (2009-10) .....	19.9
4. Devin Haywood (2010-12) .....	17.5

## Interception Return Yards

Career

1. Juan Asencio (2010-12) .....	213
2. Chaz Pavliska (2009-12) .....	128
3. Dakota Mawyer (2009-12) .....	117
3. Devin Haywood (2010-12) .....	117
5. Diego McClain (2009-11) .....	83

## Interceptions

Career

1. Devin Haywood (2010-12) .....	8
2. Chaz Pavliska (2009-12) .....	7
3. Dakota Mawyer (2009-12) .....	5
3. Aaron Hernandez (2009-10) .....	5
5. Three with .....	4

## Interception Return Touchdowns

Career

1. Diego McClain (2009-11) .....	1
1. Juan Asencio (2010-12) .....	1

## Fumble Return Yards

Career

1. Alan Ford (2009-10, 12) .....	54
2. Aaron Hernandez (2009-10) .....	43
3. Robby Horton (2009-12) .....	42
4. Devan Avery (2009-12) .....	5

## Fumble Return Touchdowns

Career

1. Aaron Hernandez (2009-10) .....	1
1. Alan Ford (2009-10, 12) .....	1
1. Grady Achilles (2012) .....	1

## Kick Return Yards

Season

1. Trent Rios, 2010 .....	521
2. Marcus Wright, 2012 .....	381
2. Jacob Love, 2009 .....	381
4. Devin Haywood, 2011 .....	331
5. Trent Rios, 2009 .....	292

## Kick Returns

Season

1. Trent Rios, 2010 .....	22
2. Devin Haywood, 2011 .....	20
3. Marcus Wright, 2012 .....	18
4. Jacob Love, 2009 .....	17
5. Trent Rios, 2009 .....	12

## Kick Return Touchdowns

Career

1. Marcus Wright, 2012 .....	1
------------------------------	---

## Kick Return Average

Season (min. 10 returns)

1. Juan Asencio, 2012 .....	28.1
2. Trent Rios, 2009 .....	24.3
3. Trent Rios, 2010 .....	23.7
4. Jacob Love, 2009 .....	22.4
5. Marcus Wright, 2012 .....	21.2

## Interception Return Yards

Season

1. Juan Asencio, 2011 .....	127
2. Juan Asencio, 2012 .....	86
3. Chaz Pavliska, 2011 .....	85
4. Diego McClain, 2009 .....	83
5. Devin Haywood, 2011 .....	81

## Interceptions

Season

1. Devin Haywood, 2011 .....	7
2. Aaron Hernandez, 2009 .....	5
3. Kielyn Lewis, 2012 .....	4
4. Juan Asencio, 2011 .....	3
4. Chaz Pavliska, 2009 .....	3

## Interception Return Touchdowns

Season

1. Diego McClain, 2009 .....	1
1. Juan Asencio, 2012 .....	1

## Fumble Return Yards

Season

1. Alan Ford, 2009 .....	54
2. Aaron Hernandez, 2009 .....	43
3. Robby Horton, 2011 .....	42
4. Devan Avery, 2011 .....	5

## Fumble Return Touchdowns

Season

1. Aaron Hernandez, 2009 .....	1
1. Alan Ford, 2009 .....	1
1. Grady Achilles, 2012 .....	1

# CARDINALS FOOTBALL 2013

## Fumbles Forced

Season	
1. Juan Asencio, 2011 .....	3
2. Dakota Mawyer, 2009.....	2
3. Many with.....	1

## Fumbles Recovered

Season	
1. Alan Ford, 2009 .....	3
2. Six with .....	2

## Pass Breakups

Season	
1. Devan Avery, 2012.....	11
2. Todd Lyons, 2010.....	8
2. Devan Avery, 2010.....	8
2. Devan Avery, 2011.....	8
5. Two with .....	6

## Quarterback Hurries

Season	
1. Johnny Sanders, 2012.....	6
2. Randy Enriquez, 2010.....	4
2. Tyler Fields, 2009.....	4
4. Six with .....	3

## Blocked Kicks

Season	
1. Eight with.....	1

## Total Tackles

Career	
1. Chaz Pavliska (2009-12).....	249
2. Dakota Mawyer (2009-12).....	244
3. Juan Asencio (2010-12).....	193
4. Devan Avery (2009-12).....	175
5. Aaron Willis (2009-12).....	151

## Unassisted Tackles

Career	
1. Chaz Pavliska (2009-12).....	128
2. Devan Avery (2009-12).....	110
3. Dakota Mawyer (2009-12).....	109
4. Juan Asencio (2010-12).....	104
5. Aaron Willis (2009-12).....	76

## Assisted Tackles

Career	
1. Dakota Mawyer (2009-12).....	135
2. Chaz Pavliska (2009-12).....	121
3. Juan Asencio (2010-12).....	89
4. Aaron Willis (2009-12).....	75
5. Devan Avery (2009-12).....	65

## Tackles for Loss

Career	
1. Diego McClain (2009-11).....	28.0
2. Dakota Mawyer (2009-12).....	23.0
2. Chaz Pavliska (2009-12).....	23.0
4. Robby Horton (2009-12).....	18.0
5. Alan Ford (2009-10, 12).....	14.5

## Yards from TFL's

Career	
1. Diego McClain (2009-11).....	113
2. Chaz Pavliska (2009-12).....	93
3. Robby Horton (2009-12).....	84
3. Dakota Mawyer (2009-12).....	84
5. Alan Ford (2009-10, 12).....	79

## Quarterback Sacks

Career	
1. Alan Ford (2009-10, 12).....	10.5
2. Diego McClain (2009-11).....	9.0
3. Robby Horton (2009-12).....	8.5
4. Chaz Pavliska (2009-12).....	7.0
5. Juan Asencio (2010-12).....	4.5

## Yards from Sacks

Career	
1. Diego McClain (2009-11).....	68
2. Alan Ford (2009-10, 12).....	62
3. Robby Horton (2009-12).....	51
4. Chaz Pavliska (2009-12).....	48
5. Dakota Mawyer (2009-12).....	32

## Total Tackles

Season	
1. Juan Asencio, 2011.....	88
2. Chaz Pavliska, 2009.....	71
3. Dakota Mawyer, 2009.....	68
4. Chaz Pavliska, 2011.....	67
5. Dakota Mawyer, 2012.....	66

## Unassisted Tackles

Season	
1. Juan Asencio, 2011.....	51
2. Devan Avery, 2010.....	49
3. Chaz Pavliska, 2009.....	39
3. Aaron Willis, 2010.....	39
5. Chaz Pavliska, 2010.....	35

## Assisted Tackles

Season	
1. Chaz Pavliska, 2011.....	42
2. Dakota Mawyer, 2012.....	39
3. Dakota Mawyer, 2011.....	38
4. Juan Asencio, 2011.....	37
5. Dakota Mawyer, 2009.....	36

## Tackles for Loss

Season	
1. Diego McClain, 2009.....	14.0
2. Chaz Pavliska, 2009.....	12.5
3. Robby Horton, 2011.....	11.0
4. Zach Zellars, 2009.....	10.5
5. Dakota Mawyer, 2009.....	10.0

## Yards from TFL's

Season	
1. Robby Horton, 2011.....	50
2. Juan Asencio, 2012.....	49
2. Alan Ford, 2009.....	49
4. Diego McClain, 2010.....	48
5. Chaz Pavliska, 2009.....	46

## Quarterback Sacks

Season	
1. Alan Ford, 2009.....	6.5
2. Robby Horton, 2011.....	5.5
3. Juan Asencio, 2012.....	4.5
3. Chaz Pavliska, 2009.....	4.5
3. Diego McClain, 2010.....	4.5

## Yards from Sacks

Season	
1. Diego McClain, 2010.....	43
2. Alan Ford, 2009.....	38
3. Juan Asencio, 2012.....	30
3. Chaz Pavliska, 2009.....	30
5. Robby Horton, 2011.....	29

# BENSON STADIUM RECORDS



# CARDINALS FOOTBALL 2013

## Rushing Attempts

<i>Trent Rios vs Texas A&amp;M-Commerce, 11/13/2010</i> .....	37
<i>Trent Rios vs Eastern New Mexico, 9/10/2011</i> .....	34
Landon Hamilton, Texas A&M-Commerce, 11/13/2010.....	27
<i>Trent Rios vs Central Oklahoma, 9/18/2010</i> .....	25
Two with .....	23

## Rushing Yards

<i>Trent Rios vs Texas A&amp;M-Commerce, 11/13/2010</i> .....	207
<i>Trent Rios vs Eastern New Mexico, 9/10/2011</i> .....	202
Jonathan Woodson, Texas A&M-Kingsville, 10/15/2011.....	162
<i>Paden Lynch vs Central Oklahoma, 9/18/2010</i> .....	130
<i>Trent Rios vs Central Oklahoma, 9/18/2010</i> .....	127

## Longest Run

Jonathan Woodson, Texas A&M-Kingsville, 10/15/2011.....	70
<i>Paden Lynch vs Central Oklahoma, 9/18/2010</i> .....	66
<i>Paden Lynch vs Eastern New Mexico, 9/10/2011</i> .....	62
<i>Trent Rios vs Eastern New Mexico, 9/10/2011</i> .....	57
<i>Thomas Specia vs Monterrey Tech, 8/29/2009</i> .....	52

## Rushing Touchdowns

<i>Trent Rios vs Eastern New Mexico, 9/10/2011</i> .....	4
Six with .....	2

## Passing Completions

Jake Mullin, McMurry, 10/20/2012 .....	45
Ethan Sharp, Central Oklahoma, 9/18/2010 .....	30
Wesley Wood, Eastern New Mexico, 9/10/2011 .....	30
<i>Paden Lynch vs Midwestern State, 10/1/2011</i> .....	29
Jake Fenske, Tarleton State, 10/27/2012.....	26

## Pass Attempts

Jake Mullin, McMurry, 10/20/2012 .....	61
Ethan Sharp, Central Oklahoma, 9/18/2011 .....	51
Wesley Wood, Eastern New Mexico, 9/10/2011 .....	50
<i>Paden Lynch vs Midwestern State, 10/1/2011</i> .....	44
Two with .....	39

## Passing Yards

Mitchell Gale, Abilene Christian, 11/10/2012 .....	408
Wesley Wood, Eastern New Mexico, 9/10/2011 .....	390
Mitchell Gale, Abilene Christian, 10/16/2010 .....	379
Daniel Ramirez, Texas A&M-Kingsville, 10/15/2011.....	373
Zack Eskridge, Midwestern State, 9/19/2009.....	334
<i>Paden Lynch vs Midwestern State, 10/1/2011</i> .....	312

## Longest Pass

Charcandrick West from Mitchell Gale, Abilene Christian, 11/10/2012.....	87
Andy Tanner from Zack Eskridge, Midwestern State, 9/19/2009.....	80
Darian Hogg from Mitchell Gale, Abilene Christian, 11/10/2012.....	80
Charcandrick West from Mitchell Gale, Abilene Christian, 10/16/2010.....	67
Arvin Jackson from Wesley Wood, Eastern New Mexico, 9/10/2011.....	64
<i>Andrew Mocio from Zach Rhodes vs Texas A&amp;M-Commerce, 10/6/2012</i> .....	61

## Touchdown Passes

Mitchell Gale, Abilene Christian, 10/16/2010 .....	5
Jake Fenske, Tarleton State, 10/27/2012.....	5
Zack Eskridge, Midwestern State, 9/19/2009.....	4
Ethan Sharp, Central Oklahoma, 9/18/2010 .....	4
Daniel Ramirez, Texas A&M-Kingsville, 10/15/2011.....	4
Wesley Wood, Eastern New Mexico, 9/10/2011 .....	4
<i>Thomas Specia vs Monterrey Tech, 8/29/2009</i> .....	3
<i>Eric Massoni vs East Central, 10/10/2009</i> .....	3
<i>Eric Massoni vs Texas Lutheran, 10/17/2009</i> .....	3

## Receptions

Greg Livingston, McMurry, 10/20/2012 .....	13
Jeret Smith, McMurry, 10/20/2012.....	11
<i>Caleb Kocian vs Midwestern State, 10/1/2011</i> .....	9
Darrell Cantu-Harkless, Abilene Christian, 11/10/2012 .....	9
<i>Trent Rios vs Tarleton State, 10/27/2012</i> .....	8

## Receiving Yards

<i>Dominic Hamilton vs East Central, 10/10/2009</i> .....	188
Andy Tanner, Midwestern State, 9/19/2009 .....	146
Greg Livingston, McMurry, 10/20/2012 .....	134
<i>Jacob Love vs Texas A&amp;M-Kingsville, 10/15/2011</i> .....	129
<i>Dominic Hamilton vs Texas Lutheran, 10/17/2009</i> .....	123

## Touchdown Receptions

Andy Tanner, Midwestern State, 9/19/2009 .....	3
<i>Derrick Walls vs Monterrey Tech, 8/29/2009</i> .....	2
<i>Dominic Hamilton vs East Central, 10/10/2009</i> .....	2
<i>Dominic Hamilton vs Texas Lutheran, 10/17/2009</i> .....	2
Multiple with .....	2

## Punts

Ryan Massengale, East Central, 10/10/2009 .....	8
<i>Thomas Rebold vs Southern Arkansas, 10/31/2009</i> .....	8
<i>Aaron Willis vs Abilene Christian, 10/16/2010</i> .....	8
Avery Walker, Texas College, 9/1/2012 .....	8
Landon Greve, Central Oklahoma, 9/18/2010 .....	7
Cameron Frosch, Texas A&M-Commerce, 10/6/2012 .....	7

## Punting Yards

<i>Thomas Rebold vs Southern Arkansas, 10/31/2009</i> .....	337
Cameron Frosch, Texas A&M-Commerce, 10/6/2012 .....	302
Ryan Massengale, East Central, 10/10/2009 .....	293
<i>Aaron Willis vs Abilene Christian, 10/16/2010</i> .....	281
Landon Greve, Central Oklahoma, 9/18/2010 .....	280

## Punt Average

Mark Sprague, Abilene Christian, 10/16/2010 .....	52.0
George Shamblen, Angelo State, 11/5/2011 .....	48.2
Hector Garza, Monterrey Tech, 8/29/2009 .....	48.0
<i>Emmanuel Nunez vs Texas A&amp;M-Kingsville, 10/15/2011</i> .....	47.5
Isaac Arellano, Tarleton State, 10/27/2012 .....	46.2

***UIW Records indicated by italics***

# CARDINALS FOOTBALL 2013

## Longest Punt

Zach Massingill, Southern Arkansas, 10/31/2009 .....	66
<i>Emmanuel Nunez vs Texas A&amp;M-Kingsville, 10/15/2011 .....</i>	<i>59</i>
Kevin VanVoris, West Texas A&M, 10/30/2010 .....	58
Cameron Frosch, Texas A&M-Commerce, 10/6/2012 .....	58
John Kowalski, McMurry, 10/20/2012.....	56

## Punt Returns


LaMarcus Howard, Southern Arkansas, 10/31/2009.....	5
<i>Derrick Walls vs Langston, 8/28/2010.....</i>	<i>3</i>
Sherman Batiste, Texas A&M-Kingsville, 9/25/2010 .....	3
Khiry Robinson, West Texas A&M, 9/22/2012.....	3
Many with .....	2

## Punt Return Yards

LaMarcus Howard, Southern Arkansas, 10/31/2009.....	75
<i>Derrick Walls vs Monterrey Tech, 8/29/2009 .....</i>	<i>73</i>
Kendrick Johnson, Abilene Christian, 10/16/2010 .....	28
<i>Derrick Walls vs Langston, 8/28/2010.....</i>	<i>26</i>
Darrell Cantu-Harkless, Abilene Christian, 10/16/2010 .....	22

## Longest Punt Return

<i>Derrick Walls vs Monterrey Tech, 8/29/2009 .....</i>	<i>70</i>
LaMarcus Howard, Southern Arkansas, 10/31/2009.....	48
Kendrick Johnson, Abilene Christian, 10/16/2010 .....	28
<i>Derrick Walls vs Langston, 8/28/2010.....</i>	<i>19</i>
<i>Derrick Walls vs Texas Lutheran, 10/17/2009 .....</i>	<i>15</i>



**Chav Pavliska**

## Punt Return Touchdowns

<i>Nick Ginn vs Texas A&amp;M-Kingsville, 10/15/2011, 25 yards</i>
<i>Robert Williams vs Texas Lutheran, 10/17/2009, 15 yards</i>
David Christman, West Texas A&M, 9/22/2012, 11 yards

## Kickoffs

<i>Thomas Rebold vs Texas Lutheran, 10/17/2009.....</i>	<i>10</i>
Spencer Covey, Abilene Christian, 10/16/2010 .....	10
Keith VanVoris, West Texas A&M, 10/30/2010.....	8
Multiple Times.....	7

## Kickoff Yards

Spencer Covey, Abilene Christian, 10/16/2010 .....	674
<i>Thomas Rebold vs Texas Lutheran, 10/17/2009.....</i>	<i>602</i>
Kevin VanVoris, West Texas A&M, 10/30/2010 .....	533
Greg Saladino, Midwestern State, 10/1/2011 .....	512
Lee Scott, Midwestern State, 9/19/2009.....	473

## Kick Returns

Anthony Smith, Texas Lutheran, 10/17/2009 .....	9
Jonathan Woodson, Texas A&M-Kingsville, 10/15/2011.....	6
Zack Bradley vs Midwestern State, 10/1/2011.....	5
<i>Devin Haywood vs Texas A&amp;M-Kingsville, 10/15/2011 .....</i>	<i>5</i>
Three with .....	4

## Kick Return Yards

Anthony Smith, Texas Lutheran, 10/17/2009 .....	225
Mario Castelan, Monterrey Tech, 8/29/2009 .....	160
Tommy Hampton, West Texas A&M, 10/30/2010 .....	136
Adrian Gonzalez, Monterrey Tech, 8/29/2009 .....	126
<i>Trent Rios vs Midwestern State, 9/19/2009 .....</i>	<i>115</i>

## Long Kick Return

Mario Castelan, Monterrey Tech, 8/29/2009 .....	92
Tommy Hampton, West Texas A&M, 10/30/2010 .....	89
<i>Jacob Love vs Southern Arkansas, 10/31/2009 .....</i>	<i>66</i>
Adrian Gonzalez, Monterrey Tech, 8/29/2009 .....	63
Charcandrick West, Abilene Christian, 10/16/2010 .....	60

## Kick Return Touchdowns

Mario Castelan, Monterrey Tech, 8/29/2009, 92 yards
Tommy Hampton, West Texas A&M, 10/30/2010, 89 yards

***UIW Records indicated by italics***

# CARDINALS FOOTBALL 2013

## Field Goals (M-A)

<i>Saul Meza vs Abilene Christian, 11/10/2012</i> .....	4-4
Ahmed Abo-Mahmood, Texas A&M-Commerce, 11/13/2010 ...	3-3
Five with .....	2

## Long Field Goal

Ahmed Abo-Mahmood, Texas A&M-Commerce, 11/13/2010 ...	48
<i>Saul Meza vs Tarleton State, 10/27/2012</i> .....	45
<i>Saul Meza vs Abilene Christian, 11/10/2012</i> .....	43
Ahmed Abo-Mahmood, Texas A&M-Commerce, 11/13/2010 ...	41
<i>Saul Meza vs Texas Lutheran, 10/17/2009</i> .....	39

## All-Purpose Yards

Jonathan Woodson, Texas A&M-Kingsville, 10/15/2011 .....	362
Anthony Smith, Texas Lutheran, 10/17/2009 .....	307
<i>Trent Rios vs Texas A&amp;M-Commerce, 11/13/2010</i> .....	288
Mario Castelan, Monterrey Tech, 8/29/2009 .....	277
<i>Derrick Walls vs Monterrey Tech, 8/29/2009</i> .....	244

## Tackles

Dantrell Anderson, Texas Lutheran, 10/17/2009 .....	16
<i>Juan Asencio vs Angelo State, 11/5/2011</i> .....	15
J.P. Oliver, East Central, 10/10/2009 .....	14
Justin Stephens, Abilene Christian, 11/10/2012 .....	14
Kyle Voss, West Texas A&M, 9/22/2012 .....	14

## Sacks

Corey Hall, McMurry, 10/20/2012 .....	3.0
Tyrell Higgins, West Texas A&M, 9/22/2012 .....	2.5
<i>Robby Horton vs Texas A&amp;M-Commerce, 10/6/2012</i> .....	2.0
<i>Dravanni Johnson vs Texas A&amp;M-Commerce, 10/6/2012</i> .....	2.0
Three with .....	2.0

## Sack Yards

Tyrell Higgins, West Texas A&M, 9/22/2012 .....	23
Corey Hall, McMurry, 10/20/2012 .....	22
Justin Stephens, Abilene Christian, 11/10/2012 .....	19
<i>Alan Ford vs Texas Lutheran, 10/17/2009</i> .....	17
Two with .....	15

## Tackles for Loss

<i>Chaz Pavliska vs Southern Arkansas, 10/31/2009</i> .....	4.0
Cedric Thornton, Southern Arkansas, 10/31/2009 .....	3.5
11 with .....	3.0

## Tackles for Loss Yards

Tyrell Higgins, West Texas A&M, 9/22/2012 .....	23
Cory Hall, McMurry, 10/20/2012 .....	22
Shad Baichtal, West Texas A&M, 10/30/2010 .....	20
Justin Stephens, Abilene Christian, 11/10/2012 .....	19
<i>Alan Ford vs Texas Lutheran, 10/17/2009</i> .....	17
Paul Fontenot, Texas A&M-Kingsville, 9/25/2010 .....	17

## Interceptions

<i>Chaz Pavliska vs Texas Lutheran, 10/17/2009</i> .....	2
<i>Chaz Pavliska vs Eastern New Mexico, 9/10/2011</i> .....	2

## Longest Interception Return

<i>Chaz Pavliska vs Eastern New Mexico, 9/10/2011</i> .....	85
Marcus Fore, Texas A&M-Commerce, 10/6/2012 .....	85
<i>Diego McClain vs Southern Arkansas, 10/31/2009</i> .....	83
<i>Kielyn Lewis vs Abilene Christian, 11/10/2012</i> .....	55
<i>Devin Haywood vs Tarleton State, 10/27/2012</i> .....	36

## Fumble Recoveries

Multiple Times .....	1
----------------------	---

## Longest Fumble Returns

<i>Alan Ford vs East Central, 10/10/2009</i> .....	54
<i>Aaron Hernandez vs East Central, 10/10/2009</i> .....	43
Eric Edwards, Abilene Christian, 10/16/2010 .....	30
Nico Mauney, Langston, 8/28/2010 .....	24
Corey Robertson, Texas A&M-Kingsville, 9/25/2010 .....	24

## Fumble Recovery TDs

<i>Aaron Hernandez vs East Central, 10/10/2009</i>
<i>Alan Ford vs East Central, 10/10/2009</i>
Nico Mauney, Langston, 8/28/2010
Corey Robertson, Texas A&M-Kingsville, 9/25/2010
Eric Edwards, Abilene Christian, 10/16/2010
<i>Grady Achilles vs Texas A&amp;M-Commerce, 10/6/2012</i>

***UIW Records indicated by italics***



# INDIVIDUAL GAME RECORDS



# CARDINALS FOOTBALL 2013

## Most Carries: 37

Trent Rios vs Texas A&M-Commerce, 11/13/2010

## Most Yards Rushing: 207

Trent Rios vs Texas A&M-Commerce, 11/13/2010

## Yards Per Carry (Min. 10): 10.0

Paden Lynch vs Central Oklahoma, 9/18/2010 (13-130)

## Rushing TDs: 4

Trent Rios vs Eastern New Mexico, 9/10/2011

## Passes Attempted: 44

Paden Lynch vs Midwestern State, 10/1/2011

## Passes Completed: 29

Paden Lynch vs Midwestern State, 10/1/2011

## Passing Percentage (Min. 10): 73.3

Eric Massoni vs Texas Lutheran, 10/17/2009 (11-15)

## Most Yards Passing: 312

Paden Lynch vs Midwestern State, 10/1/2011

## Passing Yards Per Attempt: 11.7

Eric Massoni vs Texas Lutheran, 10/17/2009 (15-176)

## Passing Yards Per Completion: 17.6

Thomas Specia at Arkansas Tech, 9/5/2009 (10-176)

## Touchdown Passes: 3

Eric Massoni vs East Central, 10/10/2009

Eric Massoni vs Texas A&M-Kingsville, 10/15/2011

Eric Massoni vs Texas Lutheran, 10/17/2009

Paden Lynch at Midwestern State, 10/2/2010

Paden Lynch vs East Central, 9/3/2011

Thomas Specia vs Monterrey Tech, 8/29/2009

## Passes Intercepted: 4

Eric Massoni at Abilene Christian, 11/12/2011

## Passing Efficiency: 224.6

Eric Massoni vs Texas Lutheran, 10/17/2009

## Longest Completion: 73

Thomas Specia at Arkansas Tech, 9/5/2009

## Most Receptions: 9

Caleb Kocian vs Midwestern State, 10/1/2011

## Most Yards Receiving: 188

Dominic Hamilton vs East Central, 10/10/2009

## Yards Per Catch: 26.9

Dominic Hamilton vs East Central, 10/10/2009 (7-188)

## Touchdown Catches: 2

Dominic Hamilton at Panhandle State, 10/3/2009

Dominic Hamilton vs East Central, 10/10/2009

Dominic Hamilton vs Texas Lutheran, 10/17/2009

Derrick Walls vs Monterrey Tech, 8/29/2009

Donald Gies at Southeastern Oklahoma, 9/11/2010

Todd Walker at Eastern New Mexico, 11/7/2009

## Longest Reception: 73

Todd Walker at Arkansas Tech, 9/5/2009

## Consecutive Games with a Reception: 19

Trent Rios, 8/28/2010 – 11/5/2011

## Total Offensive Plays: 52

Paden Lynch vs Midwestern State, 10/1/2011

## Total Offense: 352

Thomas Specia vs Monterrey Tech, 8/29/2009

## Yards Per Play: 9.5

Thomas Specia vs Monterrey Tech, 8/29/2009 (37-352)

## All-Purpose Yards: 288

Trent Rios vs Texas A&M-Commerce, 11/13/2010

## All-Purpose Attempts: 43

Trent Rios vs Texas A&M-Commerce, 11/13/2010



Trent Rios

## Points Scored: 24

Trent Rios vs Eastern New Mexico, 9/10/2011

## Touchdowns: 4

Trent Rios vs Eastern New Mexico, 9/10/2011

## Extra Points: 6

Saul Meza vs Monterrey Tech, 8/29/2009

Thomas Rebold vs Central Oklahoma, 9/18/2010

## Consecutive Extra Points Made: 16

Saul Meza, 2009-2012

## Points Scored Kicking: 13

Thomas Rebold at SW Assemblies of God, 10/24/2009

## Field Goals Attempted: 4

Saul Meza vs Abilene Christian, 11/10/2012

Thomas Rebold at SW Assemblies of God, 10/24/2009

## Field Goals Made: 4

Saul Meza vs Abilene Christian, 11/10/2012

## Consecutive Field Goals: 9

Saul Meza, 10/17/2009 – 11/10/2012

## Longest Field Goal: 51

Thomas Rebold at Midwestern State, 10/2/2010

## Most Punts: 9

Emmanuel Nunez at Sam Houston State, 9/8/2012

Thomas Rebold at Eastern New Mexico, 11/7/2009

## Most Yards Punting: 401

Emmanuel Nunez at Sam Houston State, 9/8/2012

## Punting Average: 49.0

Emmanuel Nunez at Texas A&M-Kingsville, 10/13/2012

# CARDINALS FOOTBALL 2013

## Punts Inside 20: 3

Aaron Willis vs Langston, 8/28/2010  
Aaron Willis vs East Central, 9/3/2011  
Emmanuel Nunez at Angelo State, 11/3/2012  
Eric Massoni vs Texas A&M-Kingsville, 10/15/2011  
Joseph Sadler vs Texas College, 9/1/2012  
Thomas Rebold vs Southern Arkansas, 10/31/2009

## Longest Punt: 65

Emmanuel Nunez at Angelo State, 11/3/2012

## Longest Punt Return: 70

Derrick Walls vs Monterrey Tech, 8/29/2009

## Longest Kick Return: 83

Marcus Wright vs Eastern New Mexico, 9/14/2012

## Longest Interception Return: 86

Juan Asencio at Texas A&M-Kingsville, 10/13/2012

## Longest Fumble Return: 54

Alan Ford vs East Central, 10/10/2009

## Most Punt Returns: 3

Derrick Walls vs Langston, 8/28/2010  
Derrick Walls at Langston, 9/26/2009  
Trent Rios vs Eastern New Mexico, 9/10/2011  
Trent Rios vs East Central, 9/3/2011

## Most Punt Return Yards: 73

Derrick Walls vs Monterrey Tech, 8/29/2009

## Punt Return Average: 36.5

Derrick Walls vs Monterrey Tech, 8/29/2009 (2-73)

## Most Kick Returns: 5

Devin Haywood vs Texas A&M-Kingsville, 10/15/2011  
Marcus Wright at Midwestern State, 9/29/2012  
Trent Rios at Angelo State, 10/23/2010  
Trent Rios at Sam Houston State, 9/8/2012  
Zack Bradley vs Midwestern State, 10/1/2011

## Most Kick Return Yards: 145

Trent Rios at Angelo State, 10/23/2010

## Kick Return Average: 36.3

Juan Asencio vs McMurry, 10/20/2012 (3-109)

## Interceptions: 2

Chaz Pavliska vs Texas Lutheran, 10/17/2009  
Chaz Pavliska vs Eastern New Mexico, 9/10/2011

## Interception Return Yards: 86

Juan Asencio at Texas A&M-Kingsville, 10/13/2012

## Tackles: 16

Chaz Pavliska at Eastern New Mexico, 11/7/2009

## Sacks: 3.0

Juan Asencio at Angelo State, 11/3/2012

## Tackles for Loss: 6.5

Diego McClain at Oklahoma Panhandle State, 10/3/2009

## Pass Breakups: 3

Devan Avery vs Abilene Christian, 10/16/2010  
Devan Avery at Sam Houston State, 9/8/2012  
Todd Lyons vs West Texas A&M, 10/30/2010

## Blocked Kicks: 1

Nine Times



Matt Bass

# CARDINALS FOOTBALL 2013

## Longest Running Plays

70 – Marcus Wright at Angelo State, 11/3/2012 (TD)  
66 – Paden Lynch (QB) vs Central Oklahoma, 9/18/2010  
62 – Paden Lynch (QB) vs Eastern New Mexico, 9/10/2011  
57 – Trent Rios vs Eastern New Mexico, 9/10/2011  
52 – Thomas Specia (QB) vs Monterrey Tech, 8/29/2009 (TD)  
42 – Thomas Specia (QB) at Eastern New Mexico, 11/7/2009  
42 – Zach Rhodes (QB) vs Eastern New Mexico, 9/14/2012  
41 – Trent Rios at Angelo State, 10/23/2010 (TD)  
41 – Zach Rhodes (QB) at Midwestern State, 9/29/2012  
40 – Alex Torres vs Monterrey Tech, 8/29/2009

## 100-Yard Rushing Games

207 – Trent Rios vs Texas A&M-Commerce, 11/13/2010 (37 carries)  
202 – Trent Rios vs Eastern New Mexico, 9/10/2011 (34 carries)  
130 – Paden Lynch (QB) vs Central Oklahoma, 9/18/2010 (13 carries)  
128 – Eric Massoni (QB) at SW Assemblies of God, 10/24/2009 (13 carries)  
128 – Zach Rhodes (QB) vs Eastern New Mexico, 9/14/2012 (8 carries)  
127 – Trent Rios vs Central Oklahoma, 9/18/2010 (25 carries)  
126 – Trent Rios at SW Assemblies of God, 10/24/2009 (27 carries)  
121 – Trent Rios vs Eastern New Mexico, 9/14/2012 (20 carries)  
120 – Trent Rios at Lamar, 9/17/2011 (23 carries)  
112 – Trent Rios at East Central, 10/9/2010 (25 carries)  
102 – Eric Massoni (QB) at Tarleton State, 10/29/2011 (13 carries)  
101 – Trent Rios vs Abilene Christian, 11/10/2012 (19 carries)

## Consecutive 100-Yard Rushing Games

2 – Trent Rios (9/10/2011 – 9/17/2011)

## Total 100-Yard Rushing Games

8 – Trent Rios  
2 – Eric Massoni  
1 – Paden Lynch  
1 – Zach Rhodes

## 250-Yard Passing Games

312 – Paden Lynch vs Midwestern State, 10/1/2011  
311 – Eric Massoni vs Texas A&M-Kingsville, 10/15/2011  
278 – Eric Massoni vs East Central, 10/10/2009  
277 – Thomas Specia vs Monterrey Tech, 8/29/2009

## Longest Passing Plays

73 – Todd Walker from Thomas Specia at Arkansas Tech, 9/5/2009  
61 – Andrew Mocio from Zach Rhodes vs Texas A&M-Commerce, 10/6/2012 (TD)  
60 – Jacob Love from Paden Lynch at Texas A&M-Commerce, 10/8/2011 (TD)  
58 – Andrew Mocio from Eric Massoni vs Angelo State, 11/5/2011  
58 – Dominic Hamilton from Eric Massoni vs East Central, 10/10/2009 (TD)  
57 – Jacob Love from Eric Massoni vs Texas A&M-Kingsville, 10/15/2011 (TD)  
54 – Trent Rios from Taylor Woods vs West Texas A&M, 9/22/2012  
51 – Devan Avery from Zach Rhodes vs Texas College, 9/1/2012  
48 – Devan Avery from Zach Rhodes vs Texas College, 9/1/2012  
47 – Jacob Love from Paden Lynch at Southeastern Oklahoma, 9/11/2010  
47 – Matt Bass from Zach Rhodes vs Texas College, 9/1/2012  
46 – Todd Walker from Eric Massoni vs Texas Lutheran, 10/17/2009 (TD)  
42 – Kenneth Pryor from Thomas Specia vs Monterrey Tech, 8/29/2009 (TD)  
41 – Todd Walker from Eric Massoni at Langston, 9/26/2009 (TD)  
41 – Derrick Walls from Thomas Specia vs Monterrey Tech, 8/29/2009  
41 – Dominic Hamilton from Thomas Specia vs Texas Lutheran, 10/17/2009 (TD)

## 100-Yard Receiving Games

188 – Dominic Hamilton vs East Central, 10/10/2009 (7 rec.)  
141 – Jacob Love at Texas A&M-Commerce, 10/8/2011 (6 rec.)  
129 – Jacob Love vs Texas A&M-Kingsville, 10/15/2011 (7 rec.)  
123 – Dominic Hamilton vs Texas Lutheran, 10/17/2009 (6 rec.)  
111 – Derrick Walls vs Monterrey Tech, 8/29/2009 (5 rec.)  
101 – Andrew Mocio vs Midwestern State, 10/1/2011 (6 rec.)  
100 – Jacob Love at Southeastern Oklahoma, 9/11/2010 (5 rec.)

## Consecutive 100-Yard Receiving Games

2 – Dominic Hamilton (10/10/2009 – 10/17/2009)  
2 – Jacob Love (10/8/2011 – 10/15/2011)

## Total 100-Yard Receiving Games

3 – Jacob Love  
2 – Dominic Hamilton  
1 – Derrick Walls  
1 – Andrew Mocio

## Longest Punt Returns

70 – Derrick Walls vs Monterrey Tech, 8/29/2009

## Longest Kick Returns

83 – Marcus Wright vs Eastern New Mexico, 9/14/2012 (TD)  
66 – Jacob Love vs Southern Arkansas, 10/31/2009  
52 – Devin Haywood at Lamar, 9/17/2011  
49 – Juan Asencio vs McMurry, 10/20/2012  
43 – Derrick Walls vs Central Oklahoma, 9/18/2010


## Longest Interception Returns

86 – Juan Asencio at Texas A&M-Kingsville, 10/13/2012 (TD)  
85 – Chaz Pavliska vs Eastern New Mexico, 9/10/2011  
83 – Diego McClain vs Southern Arkansas, 10/31/2009  
65 – Dakota Mawyer at East Central, 10/9/2010  
62 – Juan Asencio at Abilene Christian, 11/12/2011  
55 – Kielyn Lewis vs Abilene Christian, 11/10/2012  
49 – Juan Asencio at West Texas A&M, 9/24/2011

## Longest Fumble Returns

54 – Alan Ford vs East Central, 10/10/2009 (TD)  
43 – Aaron Hernandez vs East Central, 10/10/2009 (TD)  
42 – Robby Horton at Texas A&M-Commerce, 10/8/2011

# TEAM GAME RECORDS



# CARDINALS FOOTBALL 2013

**Most Carries: 58**

vs Eastern New Mexico, 9/10/2011

**Most Yards Rushing: 312**

vs Eastern New Mexico, 9/10/2011

**Yards Per Carry: 7.7**

vs Eastern New Mexico, 9/10/2011

**Rushing TDs: 5**

at Lamar, 9/17/2011

**Passes Attempted: 44**

vs Midwestern State, 10/1/2011

at Oklahoma Panhandle State, 10/3/2009

**Passes Completed: 29**

vs Midwestern State, 10/1/2011

**Completion Percentage: 73.1**

at Midwestern State, 10/2/2010 (19-26)

**Passing Yards: 312**

vs Midwestern State, 10/1/2011

**Yards Per Attempt: 12.5**

vs Texas College, 9/1/2012 (20-250)

**Yards Per Completion: 17.9**

vs Texas College, 9/1/2012 (14-250)

**Touchdown Passes: 5**

vs Texas Lutheran, 10/17/2009

**Passes Had Intercepted: 4**

at Abilene Christian, 11/12/2011

at Langston, 9/26/2009

**Passing Efficiency: 215.4**

vs Texas Lutheran, 10/17/2009

**Total Offensive Plays: 83**

at Southwest Assemblies of God, 10/24/2009

**Total Offense: 502**

vs Monterrey Tech, 8/29/2009

**Yards Per Play: 7.7**

vs Monterrey Tech, 8/29/2009

**All-Purpose Yards: 717**

vs Monterrey Tech, 8/29/2009

**All-Purpose Attempts: 78**

at Midwestern State, 10/2/2010

**Points: 53**

vs Texas Lutheran, 10/17/2009

**Touchdowns: 7**

vs Texas Lutheran, 10/17/2009

**Punt Returns: 4**

vs Langston, 8/28/2010

**Punt Return Yards: 73**

vs Monterrey Tech, 8/29/2009

**Punt Return Average: 36.5**

vs Monterrey Tech, 8/29/2009 (2-73)

**Kick Returns: 11**

at Angelo State, 10/23/2010

**Kick Return Yards: 247**

at Angelo State, 10/23/2010

**Kick Return Average: 48.5**

vs East Central, 10/10/2009 (2-97)

**Fumble Return Yards: 97**

vs East Central, 10/10/2009

**Interceptions: 3**

at Eastern New Mexico, 11/7/2009

at Texas A&M-Commerce, 10/8/2011

vs Tarleton State, 10/27/2012

vs Eastern New Mexico, 9/10/2011

**Interception Yards: 103**

vs Southern Arkansas, 10/31/2009

**Interception Return Average: 51.5**

vs Southern Arkansas, 10/31/2009 (2-103)

**Tackles: 99**

at Langston, 9/26/2009

**Sacks: 8.0**

vs Texas A&M-Commerce, 10/6/2012

**Tackles For Loss: 14.0**

at Tarleton State, 10/29/2011

**Fumbles Forced: 4**

at Eastern New Mexico, 11/7/2009

**Fumbles Recovered: 3**

vs Southern Arkansas, 10/31/2009

**Pass Breakups: 7**

vs Monterrey Tech, 8/29/2009

vs West Texas A&M, 10/30/2010

vs West Texas A&M, 9/22/2012

**Blocked Kicks: 1**

Nine Times

**Most Penalties: 11**

at Angelo State, 11/3/2012

**Most Penalty Yards: 87**

vs East Central, 10/10/2009

**First Downs: 29**

at Southwest Assemblies of God, 10/24/2009

**Rushing First Downs: 18**

vs Texas Lutheran, 10/17/2009

**Passing First Downs: 16**

vs Midwestern State, 10/1/2011

**Penalty First Downs: 5**

vs East Central, 9/3/2011

vs Texas College, 9/1/2012

**Time of Possession: 39:17**

at Midwestern State, 10/2/2010

**Third Downs Converted: 8**

Four Times

**Third Down Attempts: 20**

vs Tarleton State, 10/27/2012

**Third Down Percentage: 53.8**

vs Eastern New Mexico, 9/14/2012 (7-13)

**Fourth Downs Converted: 3**

Six Times

**Fourth Down Attempts: 8**

at Midwestern State, 9/29/2012

**Turnovers: 6**

at Langston, 9/26/2009

**Punts: 11**

at Sam Houston State, 9/8/2012

**Punting Average: 46.0**

vs Eastern New Mexico (Cowboys Stadium), 9/14/2012

**Punts Inside 20: 4**

vs Texas A&M-Kingsville, 10/15/2011

# CARDINALS FOOTBALL 2013

## Rushing Yards

vs Eastern New Mexico, 9/10/2011.....	312
at Southwestern Assemblies of God, 10/24/2009 .....	308
vs Central Oklahoma, 9/18/2010 .....	304
vs Eastern New Mexico (Cowboys Stadium), 9/14/2012.....	270
vs Texas A&M-Commerce, 11/13/2010.....	259

## Passing Yards

vs Midwestern State, 10/1/2011.....	312
vs Texas A&M-Kingsville, 10/15/2011 .....	311
vs East Central, 10/10/2009 .....	293
vs Monterrey Tech, 8/29/2009 .....	282
vs Texas Lutheran, 10/17/2009 .....	266
vs Texas College, 9/1/2012 .....	250
at Oklahoma Panhandle State, 10/3/2009.....	238

## Total Offensive Yards

vs Monterrey Tech, 8/29/2009 (220 rush, 282 pass).....	502
vs Texas Lutheran, 10/17/2009 (213 rush, 266 pass) .....	479
vs Eastern New Mexico, 9/14/2012 (270 rush, 179 pass) .....	449
at SW Assemblies of God, 10/24/2009 (308 rush, 126 pass) ..	434
vs Eastern New Mexico, 9/10/2011 (312 rush, 111 pass) .....	423
vs Central Oklahoma, 9/18/2010 (304 rush, 109 pass) .....	413

## First Downs

at Southwest Assemblies of God, 10/24/2009.....	29
vs Texas Lutheran, 10/17/2009 .....	27
at Midwestern State, 10/2/2010.....	26
vs Monterrey Tech, 8/29/2009.....	22
vs Central Oklahoma, 9/18/2010 .....	22
vs Texas A&M-Kingsville, 10/15/2011 .....	22
vs Eastern New Mexico (Cowboys Stadium), 9/14/2012.....	22

## Rushing First Downs

vs Texas Lutheran, 10/17/2009 .....	18
at Southwest Assemblies of God, 10/24/2009.....	17
vs Eastern New Mexico, 9/10/2011.....	14
vs Central Oklahoma, 9/18/2010 .....	13
vs Abilene Christian, 11/10/2012 .....	13

## Passing First Downs

vs Midwestern State, 10/1/2011.....	16
vs Texas A&M-Kingsville, 10/15/2011 .....	13
vs Monterrey Tech, 8/29/2009.....	11
vs East Central, 10/10/2009 .....	11
at West Texas A&M, 9/24/2011.....	11

## Penalty First Downs

at Southwest Assemblies of God, 10/24/2009.....	5
vs East Central, 9/3/2011 .....	5
vs Texas College, 9/1/2012 .....	5
Nine with.....	4

## Rushing Attempts

vs Eastern New Mexico, 9/10/2011.....	58
at Midwestern State, 10/2/2010.....	53
vs Central Oklahoma, 9/18/2010 .....	51
vs Texas A&M-Commerce, 11/13/2010.....	50
vs Texas Lutheran, 10/17/2009 .....	49

## Rushing Average

vs Eastern New Mexico (Cowboys Stadium), 9/14/2012.....	7.7
at Southwest Assemblies of God, 10/24/2009.....	6.4
vs Monterrey Tech, 8/29/2009.....	6.3
vs Central Oklahoma, 9/18/2010 .....	6.0
vs Eastern New Mexico, 9/10/2011.....	5.4

## Rushing Touchdowns

at Lamar, 9/17/2011.....	5
vs Eastern New Mexico, 9/10/2011.....	4
Six times .....	3

## Completions

vs Midwestern State, 10/1/2011.....	29
vs McMurry, 10/20/2012 .....	22
at Lamar, 9/17/2011.....	21
at West Texas A&M, 9/24/2011.....	21
vs Texas A&M-Kingsville, 10/15/2011 .....	21

## Pass Attempts

at Oklahoma Panhandle State, 10/3/2009.....	44
vs Midwestern State, 10/1/2011.....	44
vs Texas A&M-Kingsville, 10/15/2011 .....	40
at Midwestern State, 9/29/2012 .....	39
vs Midwestern State, 9/19/2009.....	38
at Tarleton State, 10/29/2011 .....	38

## Pass Interceptions

at Langston, 9/26/2009.....	4
at Abilene Christian, 11/12/2011 .....	4
vs Langston, 8/28/2010.....	3
at West Texas A&M, 9/24/2011.....	3
vs Eastern New Mexico (Cowboys Stadium), 9/14/2012.....	3

## Passing Touchdowns

vs Texas Lutheran, 10/17/2009 .....	5
vs Monterrey Tech, 8/29/2009.....	3
at Oklahoma Panhandle State, 10/3/2009.....	3
vs East Central, 10/10/2009 .....	3
vs Central Oklahoma, 9/18/2010 .....	3
at Midwestern State, 10/2/2010.....	3
vs East Central, 9/3/2011 .....	3
vs Texas A&M-Kingsville, 10/15/2011 .....	3

## Yards Per Pass

vs Texas College, 9/1/2012 .....	12.5
vs East Central, 10/10/2009 .....	10.9
vs Texas Lutheran, 10/17/2009 .....	10.6
vs Monterrey Tech, 8/29/2009.....	9.4
at Midwestern State, 10/2/2010.....	8.0

## Total Plays

at Southwest Assemblies of God, 10/24/2009.....	83
vs Midwestern State, 9/19/2009.....	81
at Southeastern Oklahoma, 9/11/2010.....	80
at Midwestern State, 9/29/2012 .....	80
at Midwestern State, 10/2/2010.....	79
vs Texas A&M-Commerce, 11/13/2010.....	79

# CARDINALS FOOTBALL 2013

## Yards Per Play

vs Monterrey Tech, 8/29/2009 .....	7.7
vs Eastern New Mexico (Cowboys Stadium), 9/14/2012 .....	6.7
vs Texas Lutheran, 10/17/2009 .....	6.5
vs East Central, 10/10/2009 .....	6.3
vs Central Oklahoma, 9/18/2010 .....	5.6
vs Texas A&M-Commerce, 10/6/2012 .....	5.6

## Punts

at Sam Houston State, 9/8/2012 .....	11
at Eastern New Mexico, 11/7/2009 .....	9
Seven with .....	8

## Punting Yards

at Sam Houston State, 9/8/2012 .....	433
vs Southern Arkansas, 10/31/2009 .....	337
at Eastern New Mexico, 11/7/2009 .....	336
at Angelo State, 11/3/2012 .....	317
at Texas A&M-Commerce, 10/8/2011 .....	309

## Punt Average

at Angelo State, 11/3/2012 .....	45.3
vs Texas College, 9/1/2012 .....	45.0
vs East Central, 9/3/2011 .....	44.0
vs Eastern New Mexico, 9/10/2011 .....	43.0
vs Southern Arkansas, 10/31/2009 .....	42.1

## Punts Inside 20

vs Texas A&M-Kingsville, 10/15/2011 .....	4
vs Southern Arkansas, 10/31/2009 .....	3
vs Langston, 8/28/2010 .....	3
vs East Central, 9/3/2011 .....	3
vs Texas College, 9/1/2012 .....	3
vs Texas A&M-Commerce, 10/6/2012 .....	3
at Angelo State, 11/3/2012 .....	3

## Field Goals

vs Abilene Christian, 11/10/2012 .....	4-4
at Southwest Assemblies, 10/24/2009 .....	3-4
vs Langston, 8/28/2010 .....	2-3
Five with .....	2-2

## Kickoffs

vs Texas Lutheran, 10/17/2009 .....	10
at Southwest Assemblies of God, 10/24/2009 .....	9
vs Eastern New Mexico, 9/10/2011 .....	8
vs Monterrey Tech, 8/29/2009 .....	7
vs Texas A&M-Kingsville, 10/15/2011 .....	7

## Kickoff Yards

vs Texas Lutheran, 10/17/2009 .....	602
vs Eastern New Mexico, 9/10/2011 .....	489
vs Texas A&M-Kingsville, 10/15/2011 .....	436
vs Monterrey Tech, 8/29/2009 .....	417
at Midwestern State, 10/2/2010 .....	386

## Penalties

at Angelo State, 11/3/2012 .....	11
at Tarleton State, 10/29/2011 .....	10
vs Eastern New Mexico, 9/10/2011 .....	9
vs East Central, 10/10/2009 .....	8
Seven with .....	7

## Penalty Yards

vs East Central, 10/10/2009 .....	87
at Tarleton State, 10/29/2011 .....	83
at Angelo State, 11/3/2012 .....	82
at Eastern New Mexico, 11/7/2009 .....	80
vs Texas A&M-Kingsville, 10/15/2011 .....	75

## Kick Returns

at Angelo State, 10/23/2010 .....	11
at Arkansas Tech, 9/5/2009 .....	8
vs Midwestern State, 9/19/2009 .....	8
vs Texas A&M-Kingsville, 9/25/2010 .....	8
vs Abilene Christian, 10/16/2010 .....	8
vs Midwestern State, 10/1/2011 .....	8
at Tarleton State, 10/29/2011 .....	8

## Kick Return Yards

at Angelo State, 10/23/2010 .....	247
vs Abilene Christian, 10/16/2010 .....	189
vs McMurry, 10/20/2012 .....	170
vs Midwestern State, 9/19/2009 .....	164
vs Midwestern State, 10/1/2011 .....	164

## Punt Returns

vs Langston, 8/28/2010 .....	4
at Langston, 9/26/2009 .....	3
vs Texas Lutheran, 10/17/2009 .....	3
vs Southern Arkansas, 10/31/2009 .....	3
at Eastern New Mexico, 11/7/2009 .....	3
vs East Central, 9/3/2011 .....	3
vs Eastern New Mexico, 9/10/2011 .....	3

## Punt Return Yards

vs Monterrey Tech, 8/29/2009 .....	73
at Langston, 9/26/2009 .....	49
vs Texas Lutheran, 10/17/2009 .....	47
at Eastern New Mexico, 11/7/2009 .....	40
vs Langston, 8/28/2010 .....	33

## Tackles

at Langston, 9/26/2009 .....	99
vs McMurry, 10/20/2012 .....	97
vs Angelo State, 11/5/2011 .....	90
at Eastern New Mexico, 11/7/2009 .....	89
vs Midwestern State, 10/1/2011 .....	88

## Tackles for Loss

at Tarleton State, 10/29/2011 .....	14.0
vs Southern Arkansas, 10/31/2009 .....	13.0
at Oklahoma Panhandle State, 10/3/2009 .....	11.0
vs Texas A&M-Commerce, 10/6/2012 .....	11.0
Two with .....	9.0

# CARDINALS FOOTBALL 2013

## Tackles for Loss Yards

at Tarleton State, 10/29/2011 .....	97
vs Southern Arkansas, 10/31/2009 .....	52
vs Texas A&M-Commerce, 10/6/2012 .....	49
at Texas A&M-Commerce, 10/8/2011 .....	46
at Langston, 9/26/2009 .....	44

## Sacks

vs Texas A&M-Commerce, 10/6/2012 .....	8
at Langston, 9/26/2009 .....	5
vs East Central, 10/10/2009 .....	4
vs Southern Arkansas, 10/31/2009 .....	4
at Tarleton State, 10/29/2011 .....	4
at Angelo State, 11/3/2012 .....	4

## Sack Yards

vs Texas A&M-Commerce, 10/6/2012 .....	44
at Tarleton State, 10/29/2011 .....	35
at Langston, 9/26/2009 .....	34
vs Southern Arkansas, 10/31/2009 .....	31
at Angelo State, 11/3/2012 .....	30

## Forced Fumbles

at Eastern New Mexico, 11/7/2009 .....	4
vs Southern Arkansas, 10/31/2009 .....	3
Seven with .....	2

## Passes Intercepted

at Eastern New Mexico, 11/7/2009 .....	3
vs Eastern New Mexico, 9/10/2011 .....	3
at Texas A&M-Commerce, 10/8/2011 .....	3
vs Tarleton State, 10/27/2012 .....	3
Eight with .....	2

## Interception Returns

vs Southern Arkansas, 10/31/2009 .....	103
at Texas A&M-Kingsville, 10/13/2012 .....	86
vs Eastern New Mexico (Cowboys Stadium), 9/10/2012 .....	85
at Eastern New Mexico, 11/7/2009 .....	72
vs Tarleton State, 10/27/2012 .....	72

## Quarterback Hurries

vs Southern Arkansas, 10/31/2009 .....	6
Seven with .....	4

## Pass Breakups

vs Monterrey Tech, 8/29/2009 .....	7
vs West Texas A&M, 10/30/2010 .....	7
vs West Texas A&M, 9/22/2012 .....	7
Five with .....	6

## Blocked Kicks

at Langston, 9/26/2009 .....	1
vs Texas Lutheran, 10/17/2009 .....	1
at Southwest Assemblies of God, 10/24/2009 .....	1
at Eastern New Mexico, 11/7/2009 .....	1
vs Langston, 8/28/2010 .....	1
vs Central Oklahoma, 9/18/2010 .....	1
at Texas A&M-Commerce, 10/8/2011 .....	1
vs Texas A&M-Kingsville, 10/15/2011 .....	1
vs Eastern New Mexico (Cowboys Stadium), 9/14/2012 .....	1

## Point After Attempts

vs Texas Lutheran, 10/17/2009 .....	6-7
vs Monterrey Tech, 8/29/2009 .....	6-6
vs Central Oklahoma, 9/18/2010 .....	6-6
at Oklahoma Panhandle State, 10/3/2009 .....	5-5
vs East Central, 10/10/2009 .....	5-5
vs Eastern New Mexico, 9/10/2011 .....	5-5
vs Texas A&M-Kingsville, 10/15/2011 .....	5-5

## Time of Possession

at Midwestern State, 10/2/2010 .....	39:17
vs Eastern New Mexico, 9/10/2011 .....	37:38
vs Texas A&M-Commerce, 11/13/2010 .....	36:46
vs Midwestern State, 9/29/2009 .....	36:22
at Southeastern Oklahoma, 9/11/2010 .....	36:14

## Points

vs Texas Lutheran, 10/17/2009 .....	53
vs Monterrey Tech, 9/29/2009 .....	42
vs Central Oklahoma, 9/18/2010 .....	42
vs Eastern New Mexico, 9/10/2011 .....	41
Three with .....	38



# OPPONENT GAME RECORDS



# CARDINALS FOOTBALL 2013

## Rushing Attempts

U.J. Okafor at Langston, 9/26/2009.....	28
Darryl Brister at Oklahoma Panhandle State, 10/3/2009.....	28
Landon Hamilton vs Texas A&M-Commerce, 11/13/2010 .....	27
Keidrick Jackson at Midwestern State, 9/29/2012 .....	24
Terrence Prince at Langston, 9/26/2009 .....	23

## Rushing Yards

Darryl Brister at Oklahoma Panhandle State, 10/3/2009.....	230
Keidrick Jackson at Midwestern State, 9/29/2012 .....	173
U.J. Okafor at Langston, 9/26/2009.....	164
Cody Burns at Arkansas Tech, 9/5/2009.....	162
Jonathan Woodson vs Texas A&M-Kingsville, 10/15/2011.....	162

## Longest Run

Darryl Brister at Oklahoma Panhandle State, 10/3/2009.....	82
Charcandrick West at Abilene Christian, 11/12/2011 .....	71
Anthony Johnson at Texas A&M-Kingsville, 10/13/2012.....	68
Darryl Brister at Oklahoma Panhandle State, 10/3/2009.....	65
Baylen Laury at Southeastern Oklahoma, 9/11/2010 .....	60

## Rushing Touchdowns

Darryl Brister at Oklahoma Panhandle State, 10/3/2009.....	3
Many times.....	2

## Completions

Jake Mullin vs McMurry, 10/20/2012.....	45
J.J. Harp at Eastern New Mexico, 11/7/2009.....	32
Ethan Sharp vs Central Oklahoma, 9/18/2010 .....	30
Wesley Wood vs Eastern New Mexico, 9/10/2011.....	30
Jeremy Fowler at SW Assemblies of God, 10/24/2009 .....	27
Zack Eskridge at Midwestern State, 10/2/2010.....	27

## Passing Attempts

Jake Mullin vs McMurry, 10/20/2012.....	61
Ethan Sharp vs Central Oklahoma, 9/18/2010 .....	51
Wesley Wood vs Eastern New Mexico, 9/10/2011.....	50
J.J. Harp at Eastern New Mexico, 11/7/2009.....	49
Jeremy Fowler at SW Assemblies of God, 10/24/2009 .....	39

## Passing Yards

Jeremy Fowler at SW Assemblies of God, 10/24/2009 .....	415
Mitchell Gale vs Abilene Christian, 11/10/2012.....	408
Wesley Wood vs Eastern New Mexico, 9/10/2011.....	390
Josh Neiswander at Angelo State, 10/23/2010 .....	385
Mitchell Gale vs Abilene Christian, 10/16/2010.....	379

## Longest Pass

Charcandrick West from Mitchell Gale vs Abilene Christian, 11/10/2012 .....	87
Joey Knight from Blake Hamblin at Angelo State, 10/23/2010 .....	86
Brandon DeFrance from Logan Turner at Southeastern Oklahoma, 9/11/2010 ..	81
Andy Tanner from Zack Eskridge vs Midwestern State, 9/19/2009.....	80
Darian Hogg from Mitchell Gale vs Abilene Christian, 11/10/2012 .....	80

## Touchdown Passes

Mitchell Gale vs Abilene Christian, 10/16/2010.....	5
Dustin Vaughan at West Texas A&M, 9/24/2011 .....	5
Jake Fenske vs Tarleton State, 10/27/2012 .....	5
Five with .....	4

## Receptions

David Little at Midwestern State, 10/2/2010 .....	14
Greg Livingston vs McMurry, 10/20/2012.....	13
David Howard at SW Assemblies of God, 10/24/2009 .....	12
Jeret Smith vs McMurry, 10/20/2012.....	11
Torrance Allen vs West Texas A&M, 9/22/2012 .....	9
Darrell Cantu-Harkless vs Abilene Christian, 11/10/2012 .....	9

## Receiving Yards

David Howard at Southwest Assemblies of God, 10/24/2009 .....	218
David Little at Midwestern State, 10/2/2010 .....	181
Brandon DeFrance at Southeastern Oklahoma, 9/11/2010 ....	168
Andy Tanner vs Midwestern State, 9/19/2009.....	146
David Little vs Midwestern State, 10/1/2011 .....	136

## Receiving Touchdowns

David Howard at SW Assemblies of God, 10/24/2009 .....	3
Andy Tanner vs Midwestern State, 9/19/2009.....	3
16 with .....	2

## Punts

Shay Unruh at Oklahoma Panhandle State, 10/3/2009.....	9
Ryan Massengale vs East Central, 10/10/2009.....	8
Avery Walker vs Texas College, 9/1/2012 .....	8
Landon Greve vs Central Oklahoma, 9/18/2010 .....	7
Cameron Frosch at Texas A&M-Commerce, 10/8/2011; vs 10/6/2012 ....	7

## Punting Yards

Cameron Frosch vs Texas A&M-Commerce, 10/6/2012.....	302
Ryan Massengale vs East Central, 10/10/2009.....	293
Landon Greve vs Central Oklahoma, 9/18/2010 .....	280
Avery Walker vs Texas College, 9/1/2012 .....	274
Angel Millan at Texas A&M-Kingsville, 10/13/2012.....	262

## Longest Punt

Zach Massingill vs Southern Arkansas, 10/31/2009.....	66
Kevin VanVorvis vs West Texas A&M, 10/30/2010.....	58
Cameron Frosch vs Texas A&M-Commerce, 10/6/2012.....	58
Dylan Baca vs Eastern New Mexico, 9/14/2012 .....	57
John Kowalski vs McMurry, 10/20/2012 .....	56

## Punting Average

Mark Sprague vs Abilene Christian, 10/16/2010.....	52.0
George Shamblen vs Angelo State, 11/5/2011.....	48.2
Hector Garza vs Monterrey Tech, 8/29/2009 .....	48.0
Isaac Arellano vs Tarleton State, 10/27/2012.....	46.2
Zach Massingill vs Southern Arkansas, 10/31/2009.....	44.6

## Punt Returns

LaMarcus Howard vs Southern Arkansas, 10/31/2009 .....	5
Frantz Simeon at Arkansas Tech, 9/5/2009 .....	4
Trey Diller at Sam Houston State, 9/8/2012 .....	4
Alvin Johnson at Angelo State, 11/3/2012 .....	4
Many with .....	3

# CARDINALS FOOTBALL 2013

## Punt Return Yards

Artell Woods vs Central Oklahoma, 9/18/2010.....	98
Terrance Robinson at Sam Houston State, 9/8/2012 .....	79
LaMarcus Howard vs Southern Arkansas, 10/31/2009 .....	75
Garrett Tidwell at Angelo State, 10/23/2010 .....	74
Frantz Simeon at Arkansas Tech, 9/5/2009 .....	52

## Longest Punt Return

Garrett Tidwell at Angelo State, 10/23/2010 .....	73
Terrance Robinson at Sam Houston State, 9/8/2012 .....	60
LaMarcus Howard vs Southern Arkansas, 10/31/2009 .....	48
Frantz Simeon at Arkansas Tech, 9/5/2009 .....	42
Artell Woods vs Central Oklahoma, 9/18/2010.....	35

## Punt Return Touchdowns

Garrett Tidwell at Angelo State, 10/23/2010 (73 yards)
Terrance Robinson at Sam Houston State, 9/8/2012 (60 yards)
David Christmas vs West Texas A&M, 9/22/2012 (11 yards)

## Kickoffs

Ryan Smith at Angelo State, 10/23/2010 .....	11
Spencer Covey vs Abilene Christian, 10/16/2010.....	10
Miguel Antonio at Sam Houston State, 9/8/2012 .....	9
Kevin VanVorvis vs West Texas A&M, 10/30/2010.....	8
Four with .....	7

## Kickoff Yards

Ryan Smith at Angelo State, 10/23/2010 .....	675
Spencer Covey vs Abilene Christian, 10/16/2010.....	674
Miguel Antonio at Sam Houston State, 9/8/2012 .....	563
Kevin VanVorvis vs West Texas A&M, 10/30/2010.....	533
Lee Scott vs Midwestern State, 9/19/2009 .....	473

## Kick Returns

Anthony Smith vs Texas Lutheran, 10/17/2009.....	9
T. Griffin at Eastern New Mexico, 11/7/2009 .....	5
Dontae Smith at East Central, 10/9/2010.....	5
Artell Woods vs Central Oklahoma, 9/18/2010.....	4
Byron Brooks vs Texas A&M-Commerce, 10/6/2012.....	4
Jonathan Woodson at Texas A&M-Kingsville, 10/13/2012.....	4

## Kick Return Yards

Anthony Smith vs Texas Lutheran, 10/17/2009.....	225
Mario Castelan vs Monterrey Tech, 8/29/2009.....	160
Tommy Hampton vs West Texas A&M, 10/30/2010.....	136
Dontae Smith at East Central, 10/9/2010.....	133
Adrian Gonzalez vs Monterrey Tech, 8/29/2009.....	126

## Longest Kick Return

Mario Castelan vs Monterrey Tech, 8/29/2009.....	92
Tommy Hampton vs West Texas A&M, 10/30/2010.....	89
Frantz Simeon at Arkansas Tech, 9/5/2009 .....	88
Adrian Gonzalez vs Monterrey Tech, 8/29/2009.....	63
Charcandrick West vs Abilene Christian, 10/16/2010 .....	60

## Kick Return Touchdowns

Mario Castelan vs Monterrey Tech, 8/29/2009 (92 yards)
Frantz Simeon at Arkansas Tech, 9/5/2009 (88 yards)
Tommy Hampton vs West Texas A&M, 10/30/2010 (89 yards)

## Field Goals (M-A)

Ahmed Abo-Mahmood vs Texas A&M-Commerce, 11/13/2010.....	3-3
Morgan Lineberry at Abilene Christian, 11/12/2011.....	3-3
Many with .....	2

## Longest Field Goal

Morgan Lineberry at Abilene Christian, 11/12/2011.....	54
Ahmed Abo-Mahmood vs Texas A&M-Commerce, 11/13/2010.....	48
Greg Saladino at Midwestern State, 9/29/2012.....	47
Ahmed Abo-Mahmood vs Texas A&M-Commerce, 11/13/2010....	41
Matt Berrey at East Central, 10/9/2010 .....	35

## All-Purpose Yards

Jonathan Woodson vs Texas A&M-Kingsville, 10/15/2011.....	362
Anthony Smith vs Texas Lutheran, 9/11/2010.....	307
Mario Castelan vs Monterrey Tech, 8/29/2009.....	277
Baylen Laury at Southeastern Oklahoma, 9/11/2010 .....	257
Darryl Brister at Oklahoma Panhandle State, 10/3/2009.....	252

## Tackles

Jared Hudgins at SW Assemblies of God, 10/24/2009 .....	17
Nathan Uland at Eastern New Mexico, 11/7/2009.....	17
Dantrell Anderson vs Texas Lutheran, 10/17/2009 .....	16
J.P. Oliver vs East Central, 10/10/2009 .....	14
Justin Stephens vs Abilene Christian, 11/10/2012 .....	14
Kyle Voss vs West Texas A&M, 9/22/2012.....	14

## Sacks

Austin Benson at Angelo State, 11/3/2012 .....	3.5
Corey Hall vs McMurry, 10/20/2012 .....	3.0
Elijah Winston at Midwestern State, 9/29/2012 .....	3.0
Tyrell Higgins vs West Texas A&M, 9/22/2012 .....	2.5
Seven with.....	2.0

## Sack Yards

Tyrell Higgins vs West Texas A&M, 9/22/2012 .....	23
Corey Hall vs McMurry, 10/20/2012 .....	22
Justin Stephens vs Abilene Christian, 11/10/2012 .....	19
Chris Kyle vs Texas Lutheran, 10/17/2009 .....	15
Shad Baichtal vs West Texas A&M, 10/30/2010 .....	15

## Tackles for Loss

Brandon Ford at Southeastern Oklahoma, 9/11/2010.....	4.0
Austin Benson at Angelo State, 11/3/2012 .....	4.0
Elijah Winston at Midwestern State, 9/29/2012 .....	4.0
Cedric Thornton vs Southern Arkansas, 10/31/2009 .....	3.5
Nine with.....	3.0

## Tackles for Loss Yards

Tyrell Higgins vs West Texas A&M, 9/22/2012 .....	23
Corey Hall vs McMurry, 10/20/2012 .....	22
Austin Benson at Angelo State, 11/3/2012 .....	21
Shad Baichtal vs West Texas A&M, 10/30/2010 .....	20
Justin Stephens vs Abilene Christian, 11/10/2012 .....	19

## Pass Breakups

Rodney Mitchell at Eastern New Mexico, 11/7/2009.....	3
Brandon Johnson at Tarleton State, 11/6/2010 .....	3
Eleven with.....	2

# CARDINALS FOOTBALL 2013

## Interceptions

Nick Ekanem at SW Assemblies of God, 10/24/2009 .....	2
Mario Goins at West Texas A&M, 9/24/2011 .....	2
Willie Grant vs Eastern New Mexico, 9/14/2012 .....	2

## Longest Interception Return

Marcus Fore vs Texas A&M-Commerce, 10/6/2012 .....	85
Jayson Serda vs Eastern New Mexico, 9/14/2012 .....	81
Brad Harmon vs Central Oklahoma, 9/18/2010 .....	24
Neiko Conway at Midwestern State, 9/29/2012 .....	24
Four with .....	23

## Interceptions for Touchdowns

Maurice Caldwell vs West Texas A&M, 10/30/2010 (18 yards)
Jayson Serda vs Eastern New Mexico, 9/14/2012 (81 yards)

## Longest Fumble Return

Eric Edwards vs Abilene Christian, 10/16/2010 .....	30
Nico Mauney vs Langston, 8/28/2010 .....	24
Corey Robertson vs Texas A&M-Kingsville, 9/25/2010 .....	24
Jarred Ross at Angelo State, 11/3/2012 .....	13
Ryan Terry vs Southern Arkansas, 10/31/2009 .....	5

## Fumble Return Touchdowns

Nico Mauney vs Langston, 8/28/2010 (24 yards)
Corey Robertson vs Texas A&M-Kingsville, 9/25/2010 (24 yards)
Eric Edwards vs Abilene Christian, 10/16/2010 (30 yards)
Jarred Ross at Angelo State, 11/3/2012 (13 yards)

## First Downs

McMurry, 10/20/2012 .....	30
at Eastern New Mexico, 11/7/2009 .....	29
Texas A&M-Kingsville, 10/15/2011 .....	28
Midwestern State, 10/1/2011 .....	27
at Abilene Christian, 11/12/2011 .....	27

## Rushing First Downs

Midwestern State, 10/1/2011 .....	17
Monterrey Tech, 8/29/2009 .....	14
at Langston, 9/26/2009 .....	14
at Sam Houston State, 9/8/2012 .....	14
at Oklahoma Panhandle State, 10/3/2009 .....	12
at Midwestern State, 9/29/2012 .....	12

## Passing First Downs

at Eastern New Mexico, 11/7/2009 .....	23
at Angelo State, 10/23/2010 .....	18
McMurry, 10/20/2012 .....	18
Central Oklahoma, 9/18/2010 .....	17
Texas A&M-Kingsville, 10/15/2011 .....	17

## Penalty First Downs

at Tarleton State, 10/29/2011 .....	4
Texas Lutheran, 10/17/2009 .....	3
Eastern New Mexico, 9/10/2011 .....	3
Texas A&M-Kingsville, 10/15/2011 .....	3
at Sam Houston State, 9/8/2012 .....	3

## Rushing Attempts

at Langston, 9/26/2009 .....	60
at Sam Houston State, 9/8/2012 .....	50
Monterrey Tech, 8/29/2009 .....	47
Texas College, 9/1/2012 .....	46
at Texas A&M-Kingsville, 10/13/2012 .....	46

## Rushing Yards

at Sam Houston State, 9/8/2012 .....	327
Midwestern State, 10/1/2011 .....	290
Monterrey Tech, 8/29/2009 .....	284
at Oklahoma Panhandle State, 10/3/2009 .....	284
at Midwestern State, 9/29/2012 .....	260

## Rushing Average

at Southeastern Oklahoma, 9/11/2010 (27-183) .....	6.8
Midwestern State, 10/1/2011 (43-290) .....	6.7
at Oklahoma Panhandle State, 10/3/2009 (43-284) .....	6.6
Texas A&M-Kingsville, 10/15/2011 (28-185) .....	6.6
at Sam Houston State, 9/8/2012 (50-327) .....	6.5

## Rushing Touchdowns

at Tarleton State, 11/6/2010 .....	5
at Sam Houston State, 9/8/2012 .....	5
Monterrey Tech, 8/29/2009 .....	4
Texas A&M-Kingsville, 9/25/2010 .....	4
Nine with .....	3

## Completions

McMurry, 10/20/2012 .....	45
at Eastern New Mexico, 11/7/2009 .....	37
Central Oklahoma, 9/18/2010 .....	30
Eastern New Mexico, 9/10/2011 .....	30
at Southwest Assemblies of God, 10/24/2009 .....	28

## Pass Attempts

McMurry, 10/20/2012 .....	61
at Eastern New Mexico, 11/7/2009 .....	56
Central Oklahoma, 9/18/2010 .....	51
Eastern New Mexico, 9/10/2011 .....	50
at Texas A&M-Commerce, 10/8/2011 .....	45

## Interceptions

at Eastern New Mexico, 11/7/2009 .....	3
Eastern New Mexico, 9/10/2011 .....	3
at Texas A&M-Commerce, 10/8/2011 .....	3
Tarleton State, 10/27/2012 .....	3
Nine with .....	2

## Passing Touchdowns

at Eastern New Mexico, 11/7/2009 .....	5
Abilene Christian, 10/16/2010 .....	5
at West Texas A&M, 9/24/2011 .....	5
Tarleton State, 10/27/2012 .....	5
Seven with .....	4

# CARDINALS FOOTBALL 2013

## Passing Yards

at Angelo State, 10/23/2010 .....	471
at Eastern New Mexico, 11/7/2009.....	469
Abilene Christian, 10/16/2010 .....	419
at Southwest Assemblies of God, 9/24/2009.....	417
at West Texas A&M, 9/24/2011.....	410

## Yards Per Pass

at Angelo State, 10/23/2010 .....	13.5
Abilene Christian, 10/16/2010 .....	13.1
at Southeastern Oklahoma, 9/11/2010.....	13.1
at West Texas A&M, 9/24/2011.....	12.1
at Midwestern State, 10/1/2011 .....	11.8

## Total Plays

McMurry, 10/20/2012.....	94
at Eastern New Mexico, 11/7/2009.....	84
Central Oklahoma, 9/18/2010.....	81
at Langston, 9/26/2010.....	78
at Abilene Christian, 11/12/2011 .....	76

## Total Offense

at Angelo State, 10/23/2010 .....	650
at Abilene Christian, 11/12/2011 .....	594
Midwestern State, 10/1/2011 .....	586
at Eastern New Mexico, 11/7/2009.....	585
Texas A&M-Kingsville, 10/15/2011.....	558

## Yards Per Play

at Southeastern Oklahoma, 9/11/2010.....	9.6
at Angelo State, 10/23/2010 .....	9.2
Abilene Christian, 11/10/2012 .....	9.0
at West Texas A&M, 9/24/2011.....	8.9
Abilene Christian, 10/16/2010 .....	8.8

## Punts

at Oklahoma Panhandle State, 10/3/2009.....	9
East Central, 10/10/2009 .....	8
Texas College, 9/1/2012 .....	8
Five with .....	7

## Punting Yards

Texas A&M-Commerce, 10/6/2012 .....	302
East Central, 10/10/2009 .....	293
Central Oklahoma, 9/18/2010.....	280
Texas College, 9/1/2012 .....	274
at Texas A&M-Kingsville, 10/13/2012 .....	262

## Punt Average

Abilene Christian, 10/16/2010 (2-104).....	52.0
Monterrey Tech, 8/29/2009 (2-96).....	48.0
McMurry, 10/20/2012 (3-142) .....	47.3
Tarleton State, 10/27/2012 (4-185).....	46.2
Southern Arkansas, 10/31/2009 (5-223).....	44.6

## Punts Inside 20

Midwestern State, 9/19/2009.....	3
at Langston, 9/26/2009.....	3
Central Oklahoma, 9/18/2010.....	3
vs Eastern New Mexico, 9/14/2012.....	3
Nine with .....	2

## Field Goals (M-A)

at Abilene Christian, 11/12/2011 .....	4-4
Texas A&M-Commerce, 11/13/2010 .....	3-3
Abilene Christian, 10/16/2010 .....	2-3
at Texas A&M-Kingsville, 10/13/2012 .....	2-3
Six with .....	2-2
at Langston, 9/26/2009.....	1-4

## Kickoffs

at Abilene Christian, 11/12/2011 .....	12
at Angelo State, 10/23/2010 .....	11
Abilene Christian, 10/16/2010 .....	10
at West Texas A&M, 9/24/2011.....	9
at Tarleton State, 10/29/2011 .....	9
at Sam Houston State, 9/8/2012 .....	9

## Kickoff Yards

at Abilene Christian, 11/12/2011 .....	798
at Angelo State, 10/23/2010 .....	675
Abilene Christian, 10/16/2010 .....	674
at West Texas A&M, 9/24/2011.....	589
at Sam Houston State, 9/8/2012 .....	563

## Penalties

Eastern New Mexico, 9/10/2011.....	14
Texas College, 9/1/2012 .....	14
Texas A&M-Kingsville, 9/25/2010.....	13
at Eastern New Mexico, 11/7/2009.....	12
Angelo State, 11/5/2011 .....	12

## Penalty Yards

Monterrey Tech, 8/29/2009 .....	146
East Central, 9/3/2011 .....	130
Eastern New Mexico, 9/10/2011.....	127
Angelo State, 11/5/2011 .....	120
Texas A&M-Commerce, 10/6/2012 .....	119

## Kick Returns

Texas Lutheran, 10/17/2009.....	10
Eastern New Mexico, 9/10/2011.....	8
Texas A&M-Kingsville, 10/15/2011.....	7
Five with .....	6

## Kick Return Yards

Monterrey Tech, 8/29/2009 .....	286
Texas Lutheran, 10/17/2009.....	242
Eastern New Mexico, 9/10/2011.....	162
West Texas A&M, 10/30/2010.....	156
at East Central, 10/9/2010 .....	133

# CARDINALS FOOTBALL 2013

## Punt Returns

at Sam Houston State, 9/8/2012 .....	7
at Arkansas Tech, 9/5/2009 .....	6
Southern Arkansas, 10/31/2009 .....	5
at West Texas A&M, 9/24/2011 .....	5
Four with .....	4

## Punt Return Yards

at Sam Houston State, 9/8/2012 .....	114
at Texas A&M-Commerce, 10/15/2011 .....	89
Southern Arkansas, 10/31/2009 .....	75
at Angelo State, 10/23/2010 .....	74
at Arkansas Tech, 9/5/2009 .....	68

## Tackles

at Midwestern State, 10/2/2010 .....	115
at West Texas A&M, 9/24/2011 .....	94
at Eastern New Mexico, 11/7/2009 .....	90
at Angelo State, 10/23/2010 .....	87
at Tarleton State, 11/6/2010 .....	87

## Tackles for Loss

East Central, 10/10/2009 .....	13.0
West Texas A&M, 9/22/2012 .....	13.0
Tarleton State, 10/27/2012 .....	13.0
Abilene Christian, 11/10/2012 .....	12.0
McMurry, 10/20/2012 .....	11.0

## Tackles for Loss Yards

West Texas A&M, 9/22/2012 .....	81
Abilene Christian, 11/10/2012 .....	63
at West Texas A&M, 9/24/2011 .....	60
McMurry, 10/20/2012 .....	59
Texas A&M-Kingsville, 9/25/2010 .....	54

## Sacks

West Texas A&M, 9/22/2012 .....	8
McMurry, 10/20/2012 .....	8
Tarleton State, 10/27/2012 .....	6
at Midwestern State, 9/29/2012 .....	5
Five with .....	4

## Sack Yards

West Texas A&M, 9/22/2012 .....	65
McMurry, 10/20/2012 .....	54
at West Texas A&M, 9/24/2011 .....	48
Abilene Christian, 11/10/2012 .....	44
at Midwestern State, 9/29/2012 .....	27

## Forced Fumbles

West Texas A&M, 10/30/2010 .....	3
10 with .....	2

## Passes Intercepted

at Langston, 9/26/2009 .....	4
at Abilene Christian, 11/12/2011 .....	4
Langston, 8/28/2010 .....	3
at West Texas A&M, 9/24/2011 .....	3
vs Eastern New Mexico, 9/14/2012 .....	3

## Interception Returns

at West Texas A&M, 9/24/2011 .....	121
vs Eastern New Mexico, 9/14/2012 .....	101
at Abilene Christian, 11/12/2011 .....	99
Texas A&M-Commerce, 10/6/2012 .....	85
at Tarleton State, 10/29/2011 .....	72

## Quarterback Hurries

at Southeastern Oklahoma, 9/11/2010 .....	8
at Tarleton State, 10/29/2011 .....	7
at Midwestern State, 9/29/2012 .....	7
Midwestern State, 9/19/2009 .....	6
at Angelo State, 11/3/2012 .....	6

## Pass Breakups

at Tarleton State, 10/29/2011 .....	10
at Midwestern State, 9/29/2012 .....	10
Midwestern State, 9/19/2009 .....	9
Five with .....	7

## Blocked Kicks

Midwestern State, 9/19/2009 .....	3
at West Texas A&M, 9/24/2011 .....	2
Texas College, 9/1/2012 .....	2

## Point After Attempts

at Angelo State, 10/23/2010 .....	7-8
Midwestern State, 9/19/2009 .....	7-7
West Texas A&M, 10/30/2010 .....	7-7
at West Texas A&M, 9/24/2011 .....	7-7
at Abilene Christian, 11/12/2011 .....	7-7

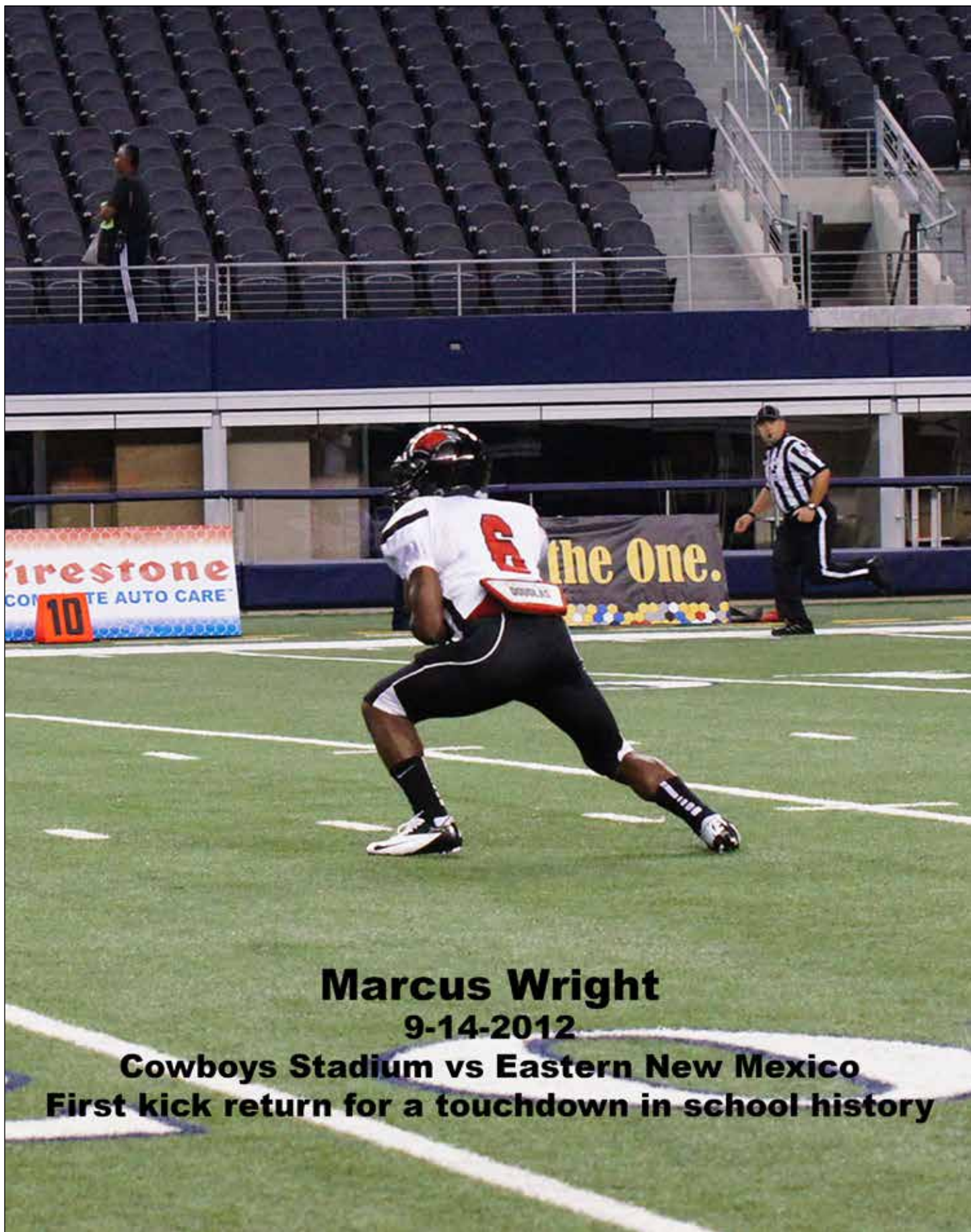
## Time of Possession

at Langston, 9/26/2009 .....	40:04
Angelo State, 11/5/2011 .....	35:25
at Texas A&M-Kingsville, 10/13/2012 .....	33:49
at Arkansas Tech, 9/5/2009 .....	33:11
McMurry, 10/20/2012 .....	33:08

## Points

at Angelo State, 10/23/2010 .....	61
at Abilene Christian, 11/12/2011 .....	61
at Sam Houston State, 9/8/2012 .....	54
Abilene Christian, 10/16/2010 .....	54
Midwestern State, 9/19/2009 .....	49
West Texas A&M, 10/30/2010 .....	49

# UIW HISTORY



**Marcus Wright**

**9-14-2012**

**Cowboys Stadium vs Eastern New Mexico**

**First kick return for a touchdown in school history**

# UIW TIMELINE

April 2007 Football program announced  
 Gayle and Tom Benson Stadium announced

June 2007 Mike Santiago hired as head coach

July 2007 Jim Marshall hired as first offensive coordinator

Aug. 2007 Kyle Kennan hired as first director of operations

Nov. 2007 Todd Ivicic hired as first defensive coordinator

Jan. 17, 2008 Benson Stadium groundbreaking

Feb. 2008 First recruiting class of 27 players announced

June 2008 Nick DeBose hired as first secondary coach

July 2008 Caesar Martinez hired as first strength & conditioning coach

Aug. 2008 Gayle and Tom Benson Stadium completed

Aug. 19, 2008 Players check onto campus

Aug. 26, 2008 First Cardinals Media Day

Aug. 27, 2008 First day of practice

Sep. 1, 2008 Dedication of Gayle and Tom Benson Stadium

Nov. 22, 2008 Homecoming scrimmage

Feb. 4, 2009 Second signing class of 27 players

Mar. 16, 2009 First spring training schedule begins

Apr. 8, 2009 First spring game

Aug. 6, 2009 Fall drills begin

Aug. 29, 2009 Inaugural game vs Monterrey Tech – UIW 42, Monterrey Tech 39

Nov. 2009 Cardinals end inaugural season with a 5-5 record

Feb. 3, 2010 UIW announces its third signing class of 27

Aug. 28, 2010 Play begins as a member of the Lone Star Conference

Sep. 18, 2010 First victory in the Lone Star Conference – UIW 42, Central Oklahoma 41 OT

Nov. 13, 2010 End of first Lone Star Conference schedule – UIW is 3-8 and 0-6 in the Lone Star Conference South Division

Feb. 2, 2011 Fourth signing class of 29

Sep. 3, 2011 Play begins for second year in Lone Star Conference

Sep. 17, 2011 Cardinals play their first game against an NCAA Division I opponent – at Lamar 45, UIW 35

Oct. 8, 2011 UIW wins its 10<sup>th</sup> game – UIW 23, Texas A&M-Commerce 22

Oct. 25, 2011 Coach Mike Santiago resigns, Todd Ivicic named interim head coach for final three games

Nov. 12, 2011 End of third season of play – UIW is 2-8 with a 2-6 record in the Lone Star Conference

Dec. 16, 2011 Larry Kennan hired as UIW’s second head coach

Feb. 1, 2012 Fifth signing class of 28

Mar. 20, 2012 First spring schedule begins for coach Larry Kennan

Sep. 1, 2012 Cardinals win in Kennan’s debut, 19-12 over

Sep. 14, 2012 Texas College  
 Cardinals play at Cowboys Stadium - Eastern New Mexico 34, UIW 24

Nov. 10, 2012 “Forever First” class plays their final game, a 24-12 loss at home to Abilene Christian. UIW finishes their fourth season with a 2-9 record and a 1-7 mark in the Lone Star Conference.

Feb. 6, 2013 Sixth signing class of 28

July 1, 2013 UIW joins the Southland Conference and NCAA Division I



# ALL-TIME RECORD

## 2009 NCAA Division II Independent (5-5)

Date	Opponent	Location	Score	Time	Attend
<b>Aug 29</b>	<b>Monterrey Tech</b>	<b>UIW</b>	<b>W, 42-39</b>	<b>3:30</b>	<b>6,325</b>
Sep 5	at Arkansas Tech	Russellville, AR	L, 40-10	2:50	5,325
<b>Sep 19</b>	<b>#24 Midwestern State</b>	<b>UIW</b>	<b>L, 49-7</b>	<b>2:10</b>	<b>3,671</b>
Sep 26	at Langston	Langston, OK	L, 17-14	3:30	5,000
Oct 3	at Oklahoma Panhandle State	Goodwell, OK	W, 38-35 OT	3:45	788
<b>Oct 10</b>	<b>East Central</b>	<b>UIW</b>	<b>W, 38-20</b>	<b>2:55</b>	<b>1,864</b>
<b>Oct 17</b>	<b>Texas Lutheran</b>	<b>UIW</b>	<b>W, 53-18</b>	<b>2:55</b>	<b>2,934</b>
Oct 24	at Southwest Assemblies of God	Waxahachie, TX	W, 37-34	3:45	1,200
<b>Oct 31</b>	<b>Southern Arkansas</b>	<b>UIW</b>	<b>L, 24-22</b>	<b>3:00</b>	<b>3,247</b>
Nov 7	at Eastern New Mexico	Black Water Draw, NM	L, 35-30	3:15	2,316

## 2010 NCAA Division II Lone Star Conference (3-8, 0-6)

Date	Opponent	Location	Score	Time	Attend
<b>Aug 28</b>	<b>Langston</b>	<b>UIW</b>	<b>L, 28-20</b>	<b>2:55</b>	<b>3,726</b>
Sep 11	at Southeastern Oklahoma	Durant, OK	L, 38-19	2:57	2,576
<b>Sep 18</b>	<b>Central Oklahoma</b>	<b>UIW</b>	<b>W, 42-41 OT</b>	<b>3:19</b>	<b>2,117</b>
<b>Sep 25</b>	<b>#5 Texas A&amp;M-Kingsville*</b>	<b>UIW</b>	<b>L, 37-9</b>	<b>2:43</b>	<b>5,412</b>
Oct 2	at #10 Midwestern State*	Wichita Falls, TX	L, 38-31 OT	3:09	8,127
Oct 9	at East Central	Ada, OK	W, 27-13	---	3,000
<b>Oct 16</b>	<b>#3 Abilene Christian*</b>	<b>UIW</b>	<b>L, 54-17</b>	<b>2:50</b>	<b>3,325</b>
Oct 23	at Angelo State*	San Angelo, TX	L, 61-17	3:02	4,628
<b>Oct 30</b>	<b>#11 West Texas A&amp;M*</b>	<b>UIW</b>	<b>L, 49-10</b>	<b>3:00</b>	<b>2,679</b>
Nov 6	at Tarleton State*	Stephenville, TX	L, 41-27	2:45	4,960
<b>Nov 13</b>	<b>Texas A&amp;M-Commerce</b>	<b>UIW</b>	<b>W, 17-16</b>	<b>2:51</b>	<b>1,275</b>

## 2011 NCAA Division II Lone Star Conference (2-8, 2-6)

Date	Opponent	Location	Score	Time	Attend
<b>Sep 3</b>	<b>East Central</b>	<b>UIW</b>	<b>L, 31-21</b>	<b>2:48</b>	<b>3,122</b>
<b>Sep 10</b>	<b>Eastern New Mexico*</b>	<b>UIW</b>	<b>W, 41-28</b>	<b>3:00</b>	<b>2,396</b>
Sep 17	at Lamar	Beaumont, TX	L, 45-35	3:15	15,367
Sep 24	at #21 West Texas A&M*	Canyon, TX	L, 52-7	2:45	6,138
<b>Oct 1</b>	<b>#22 Midwestern State*</b>	<b>UIW</b>	<b>L, 45-14</b>	<b>2:51</b>	<b>3,129</b>
Oct 8	at Texas A&M-Commerce*	Commerce, TX	W, 23-22	2:59	1,514
<b>Oct 15</b>	<b>Texas A&amp;M-Kingsville*</b>	<b>UIW</b>	<b>L, 41-38</b>	<b>3:05</b>	<b>5,667</b>
Oct 29	at Tarleton State*	Stephenville, TX	L, 48-10	3:01	5,517
<b>Nov 5</b>	<b>Angelo State*</b>	<b>UIW</b>	<b>L, 34-14</b>	<b>3:00</b>	<b>3,948</b>
Nov 12	at #12 Abilene Christian*	Abilene, TX	L, 61-16	3:00	5,115

## 2012 NCAA Division II Lone Star Conference (2-9, 1-7)

Date	Opponent	Location	Score	Time	Attend
<b>Sep 1</b>	<b>Texas College</b>	<b>UIW</b>	<b>W, 19-12</b>	<b>2:40</b>	<b>4,522</b>
Sep 8	at Sam Houston State	Huntsville, TX	L, 54-7	2:53	11,061
Sep 14	vs Eastern New Mexico*	Arlington, TX	L, 34-24	2:44	10,620
<b>Sep 22</b>	<b>#25 West Texas A&amp;M*</b>	<b>UIW</b>	<b>L, 24-0</b>	<b>2:27</b>	<b>4,755</b>
Sep 29	at #14 Midwestern State*	Wichita Falls, TX	L, 34-7	2:45	6,742
<b>Oct 6</b>	<b>Texas A&amp;M-Commerce*</b>	<b>UIW</b>	<b>W, 31-9</b>	<b>2:46</b>	<b>2,200</b>
Oct 13	at Texas A&M-Kingsville*	Kingsville, TX	L, 20-17	2:42	6,120
<b>Oct 20</b>	<b>McMurry</b>	<b>UIW</b>	<b>L, 28-20</b>	<b>2:42</b>	<b>2,263</b>
<b>Oct 27</b>	<b>Tarleton State*</b>	<b>UIW</b>	<b>L, 45-20</b>	<b>2:53</b>	<b>2,069</b>
Nov 3	at Angelo State*	San Angelo, TX	L, 38-21	2:45	6,457
<b>Nov 10</b>	<b>Abilene Christian*</b>	<b>UIW</b>	<b>L, 24-12</b>	<b>2:28</b>	<b>2,649</b>

\* indicates Lone Star Conference game

**BOLD** indicates home game at Gayle and Tom Benson Stadium

# UIW HONORS

## 2009

**Alan Ford, LB** – d2football.com All-Independent (2)  
**Aaron Hernandez, DB** – d2football.com All-Independent (2)  
**Dakota Mawyer, LB** – d2football.com All-Independent (2)  
**Diego McClain, LB** – d2football.com All-Independent (2), d2football.com Player of the Week  
**Chaz Pavliska, S** – d2football.com All-Independent (1), d2football.com Player of the Week

## 2010

**Donald Gies, FB** – LSC (HM)  
**Jayson Hierholzer, OL** – ESPN The Magazine Academic All-District VI (2)  
**Caleb Kocian, TE** – ESPN The Magazine Academic All-District VI (2)  
**Dakota Mawyer, LB** – LSC (HM)  
**Andrew Mocio, TE** – LSC (HM)  
**Trent Rios, RB** – ESPN The Magazine Academic All-District VI (1), Don Hansen Super Region Four (3), LSC All-Academic Team, LSC (HM), LSC Offensive POW  
**Charles Segura, OL** – LSC All-Academic Team, UIW Student-Athlete of the Year  
**Ty Warnasch, OL** – LSC (HM)

## 2011

**Trey Anderson, TE** – LSC Commissioner's Honor Roll  
**Juan Asencio, LB** – LSC Commissioner's Honor Roll, LSC Defensive POW  
**Steve Burgamy, DT** – LSC Commissioner's Honor Roll  
**Kevin Defina, OL** – LSC Commissioner's Honor Roll  
**Rory Dew, OL** – LSC Commissioner's Honor Roll  
**Juston Edwards, DL** – LSC Commissioner's Honor Roll  
**Kyle Fishbeck, QB** – LSC Commissioner's Honor Roll  
**Matthew Garza, WR** – LSC Commissioner's Honor Roll  
**Donald Gies, FB** – LSC (2)  
**Devin Haywood, S** – Beyond College Sports Network All-America (3), LSC Commissioner's Honor Roll, LSC (2)  
**Jayson Hierholzer, OL** – LSC Commissioner's Honor Roll  
**Robby Horton, DT** – LSC (HM)  
**Stephen Howard, CB** – LSC Commissioner's Honor Roll  
**Devon Judkins** – LSC Commissioner's Honor Roll  
**Shane Knight, QB** – LSC Commissioner's Honor Roll  
**Caleb Kocian, TE** – LSC Commissioner's Honor Roll  
**Jacob Love, WR** – LSC Commissioner's Honor Roll  
**Andrew Mocio, TE** – LSC Commissioner's Honor Roll, LSC (HM)  
**Colton Palmer, WR** – LSC Commissioner's Honor Roll  
**Chaz Pavliska, S** – LSC Commissioner's Honor Roll, LSC (2), LSCscoop.com Defensive Player of the Week  
**Austin Quinney, WR** – LSC Commissioner's Honor Roll  
**Thomas Rebold, PK** – LSC Commissioner's Honor Roll  
**Trent Rios, RB** – Capital One Academic All-District VI (1), LSC Commissioner's Honor Roll, LSC (HM), LSCscoop.com Offensive POW  
**Eric Salas, OL** – LSC Commissioner's Honor Roll  
**Jordan Scelfo, QB** – LSC Commissioner's Honor Roll  
**Andy Seaman, OL** – LSC Commissioner's Honor Roll

**Charles Segura, OL** – Capital One Academic All-District VI (1), LSC Commissioner's Honor Roll

## 2012

**Trey Anderson, TE** – LSC Commissioner's Honor Roll  
**Juan Asencio, LB** – LSC Commissioner's Honor Roll  
**Devan Avery, CB** – Daktronics All-Super Region 4 (2), LSC (2)  
**Rory Dew, OL** – LSC Commissioner's Honor Roll  
**Juston Edwards, DL** – LSC Commissioner's Honor Roll  
**Kyle Fishbeck, QB** – LSC Commissioner's Honor Roll  
**Padyn Giebler, LB** – LSC Commissioner's Honor Roll  
**Horace Hayes, OL** – LSC Commissioner's Honor Roll  
**Devin Haywood, S** – LSC Commissioner's Honor Roll  
**Bo Heyse, LB** – LSC Commissioner's Honor Roll  
**Stephen Howard, CB** – LSC Commissioner's Honor Roll  
**Darryl Irby, CB** – LSC Commissioner's Honor Roll  
**Trevor Mason, OL** – LSC Commissioner's Honor Roll  
**Andrew Mocio, TE** – Don Hansen Super Region Four (3), LSC (1)  
**Cohner Mokry, WR** – LSC Commissioner's Honor Roll  
**Emmanuel Nunez, P** – LSC (HM)  
**Colton Palmer, WR** – LSC Commissioner's Honor Roll  
**Drake Pamilton, WR** – LSC Commissioner's Honor Roll  
**Chaz Pavliska, S** – LSC (HM)  
**Trent Rios, RB** – LSC (HM), LSC All-Academic Team  
**Charles Segura, OL** – LSC All-Academic Team  
**Devin Threat, OL** – LSC (HM), LSC Commissioner's Honor Roll  
**Jake Wilcox, PK** – LSC Commissioner's Honor Roll  
**Taylor Woods, QB** – LSC Commissioner's Honor Roll  
**Marcus Wright, RB** – LSC Special Teams POW

# ALL-TIME ROSTER

Grady Achilles.....	2012	Dominic Johnson .....	2012	Trey Smith.....	2010
Melvin Adderton .....	2011	J.J. Johnson.....	2009	Daniel Soto .....	2009-10
Trey Anderson .....	2010-12	Jamarris Jones .....	2011-12	Thomas Specia.....	2009-10
Mark Anthony.....	2010	Clint Killough .....	2012	Jordan Spice .....	2010
Juan Asencio.....	2010-12	Shane Knight.....	2010-11	Tre Spragg.....	2011-12
Mathew Atwell .....	2009-10	Caleb Kocian .....	2009-12	Aaron Stokes.....	2010-12
Devan Avery .....	2009-12	Tim Kudla.....	2010-11	Anthony Stokes.....	2009-12
Ephraim Banda .....	2009-10	Carlos Laurel.....	2010	Stan Sullivan .....	2010-12
Antoine Banks.....	2009	Josh Lemos .....	2010	Brandon Tanksley .....	2012
Chavis Barron .....	2011-12	Kielyn Lewis.....	2011-12	Michael Tate .....	2010-12
Matt Bass.....	2010-12	James Lockhart.....	2011	Gabriel Taylor .....	2012
Ross Bishop.....	2009, 2012	Jacob Love .....	2009-11	Brandon Terry .....	2010-12
Hakim Blackwell .....	2010-11	Paden Lynch.....	2009-11	Blake Thomas .....	2012
Jeffery Blume.....	2011	Todd Lyons.....	2009-11	Nathan Thompson.....	2012
Josh Boone .....	2009	Trey Marquez.....	2009	Devin Threat .....	2011-12
Zack Bradley .....	2011	Patrick Martinez .....	2009-10	Manny Tijerina .....	2010
Tommy Brown .....	2009	Eric Massoni .....	2009-12	Alex Torres.....	2009, 11
Steve Burgamy.....	2009-11	Dakota Mawyer .....	2009-12	Herman Torres.....	2010
Josh Busby.....	2009	Matt McCarthy .....	2012	Chris Vargas .....	2009
Joshua Campbell.....	2011-12	Diego McClain .....	2009-11	Anthony Vela .....	2009-12
Tahje Canyon .....	2010-11	Marcus McKenzie .....	2009-10	Todd Walker.....	2009
Jeremy Carson .....	2010-11	Matt McLaren.....	2009	Derrick Walls .....	2009-10
Chaz Cobb.....	2009	Sam McMillan.....	2010	Ty Warnasch .....	2009-12
Chase Curry .....	2010	Saul Meza .....	2009-10, 2012	Samuel Weisman.....	2009
Kevin Defina .....	2011-12	Chad Miles.....	2009	Jarrod White.....	2011
Kobie Douglas.....	2012	Andrew Mocio.....	2009-12	Cole Wick.....	2012
Juston Edwards.....	2012	Robert Moorman.....	2012	Jake Wilcox .....	2012
Randy Enriquez.....	2009-10	Will Mora.....	2012	Stacy Wilkerson .....	2010
Sonny Estrada .....	2010	Nick Morrow.....	2011-12	Garret Williams .....	2012
Tyler Fields.....	2009-11	Trey Mumme .....	2009	Robert Williams .....	2009-12
Kyle Fishbeck .....	2012	Evan Newland.....	2010	Aaron Willis .....	2009-12
Alan Ford .....	2009-10, 2012	Emmanuel Nunez .....	2011-12	Rashad Willis-Marsh.....	2011
Brandon Fraser .....	2010	Albert Obregon.....	2011	Mike Woods.....	2009-11
Al Furlow .....	2010	Michael Palacios.....	2009	Taylor Woods.....	2012
Brenan Furtado.....	2010-12	Coloton Palmer.....	2009-12	Marcus Wright.....	2012
Jon Gallegos.....	2009	Rashaad Patterson.....	2009-10	Brandon Yates.....	2012
Matt Garza.....	2009-12	Chaz Pavliska .....	2009-12	Zach Zellars.....	2009
Samuel Giamfortone .....	2011	James Perez .....	2009-11		
Padyn Giebler .....	2012	Derek Pierce .....	2012		
Donald Gies .....	2009-11	Kenneth Pryor.....	2009-11		
Jesson Gil.....	2009	Austin Quinney.....	2009-11		
Nick Ginn .....	2011-12	Thomas Rebold.....	2009-11		
Andrew Gurrola.....	2010-11	Zach Rhodes .....	2012		
Kent Hadnot .....	2012	Trent Rios.....	2009-12		
Dominic Hamilton.....	2009-12	Wade Roark .....	2011		
Gary Hartman.....	2011	Joseph Roberson .....	2009, 2012		
Horace Hayes.....	2012	Jake Roby.....	2009-12		
Devin Haywood .....	2010-12	Joseph Sadler.....	2012		
Aaron Hernandez.....	2009-10	Eric Salas.....	2012		
Bo Heyse.....	2012	Johnny Sanders.....	2012		
Jayson Hierholzer .....	2009-11	Matt Sanders .....	2009		
Glenn Hill.....	2010	Harper Scofield.....	2011-12		
Robby Horton .....	2010-12	Jerry Sealey .....	2009		
Stephen Howard.....	2012	Andy Seaman.....	2009-12		
Elliot Hudson .....	2009	Charles Segura.....	2009-12		
Neil Jackson .....	2009	Andrew Sikes .....	2011		
Dravanti Johnson.....	2012	Aaron Smith.....	2011		

# FOREVER FIRST

It had been building for two years.

UIW announced its intentions of fielding San Antonio's first collegiate, scholarship football team in the fall of 2009. Coaches were hired, players were recruited, uniforms were designed, a stadium was constructed, and the Cardinals went through a complete fall schedule in 2008 save playing games themselves. Then came August 29, 2009, and the sparks flew.

That was the late summer evening when the Borregos Salvajes of Monterrey Tech out of Mexico arrived at Gayle and Tom Benson Stadium sporting a perfect record that extended back 26 games. This squad had won the previous five national titles in Mexico. Later, UIW Coach Mike Santiago was overheard to say "...I wish someone had told me that."

Discounting the final outcome, the game itself was about half of the show at Benson Stadium. Having sold tickets on the basis of 3,000 seats, Incarnate Word's athletic staff witnessed 6,235 fans pass through the turnstiles. They were everywhere; every seat had someone on it, temporary bleachers in the east end zone were full, standees soon filled the east end before overflowing into the west end zone. They were ubiquitous and a majority sported red clothing in support of the Cardinals.

The game itself saw Monterrey Tech get an early field goal and a 3-0 lead before junior quarterback Thomas Specia found himself all alone on a keeper play sprinting towards the sunset. Fifth-two yards later UIW was on top 7-3. "I thought I would be caught from behind, like usual," Specia said afterwards. MT would lead briefly 17-14 in the second quarter before UIW scored three consecutive touchdowns to lead 35-17 at the end of three periods. The Borregos made it close at the end but UIW had its first victory 42-39 and half the fans stormed the field to join in the celebration with the players and coaches.

It was a neophyte bedlam and it was fun for all. This was near utopia for a squad of 65 percent freshmen or redshirt freshmen, players who had no idea about the college game. It didn't matter, UIW was undefeated.

Reality set in a week later; make that the next two weeks when the Cardinals ran smack into a pair of future NCAA Division II playoff squads. UIW lost 40-10 at Arkansas Tech before coming home to a 49-7 thumping at the hands of Midwestern State, a 2009 playoff team.

Another loss on the road at Langston State, a perennial NAIA playoff team, made the Cardinals 1-3. The Cardinals were up 14-0 until the fourth quarter when Langston scored three times for a 17-14 win.

Week five sent UIW to Oklahoma Panhandle to face a team which was making rapid strides in improvement itself. OPSU scored at 8:03 of the third quarter for what looked like a secure 35-7 margin. With 6:01 to go in the third UIW's J.J. Johnson got a touchdown on a one-yard plunge. That was the beginning of 28 consecutive points on the Cardinals side of the scoreboard culminating with an Eric Massoni 12-yard flip to Dominic Hamilton. That tied it at 35 and it was on to overtime where the Cardinals got a Thomas Rebold 39-yard field goal for the win.

With that thriller, the light went on for Incarnate Word. Back home UIW beat future Lone Star foe East Central Oklahoma 38-20. The Cardinals then whipped up on Texas Lutheran 53-18 followed by a 37-34 road win at Southwestern Assemblies

of God. Four straight wins and UIW was assured of no less than a .500 record in this first season. UIW did drop the final two games, narrowly. It was 24-22 Southern Arkansas at Benson Stadium before the Eastern New Mexico aerial circus took a slim 35-30 win in New Mexico.

The Cardinals finished 5-5 to the surprise of practically everyone. Incarnate Word's athletic website earlier had conducted a poll and 45 percent of the responses said UIW would win three games.

There were individual highlights along the way. Nationally, UIW's defense saw Diego McClain tie for 20<sup>th</sup> in Division II with his 1.50 tackles for losses each game. And, safety Aaron Hernandez was 14<sup>th</sup> with 0.56 interceptions a game. As a defensive unit the Cardinals were 16<sup>th</sup> with 8.33 tackles for losses each contest and 33<sup>rd</sup> with 2.56 sacks.

Offensively the Cardinals had 17 different receivers with catches while 11 of those averaged 10 or more yards per grab. Trent Rios rushed for 424 yards in nine games to top UIW while Specia threw for a team high 941 yards. Massoni led with 11 touchdown throws and Hamilton was the top receiver with 29 catches for 464 yards and six scores.

In the honors department both McClain and safety Chaz Pavliska were d2football.com national defensive players of the week. Those two along with defensive end Alan Ford, linebacker Dakota Mawyer and Hernandez were selected to the d2football.com's all-independent team at the end of the season.



**Thomas Specia rumbled 52 yards for the first touchdown in school history**

# 2012 SEASON



# CARDINALS FOOTBALL 2013

## Statistics Summary for 2012

Date	Opponent	Score	Attend
9/1/2012	TEXAS COLLEGE	W 19-12	4522
9/8/2012	at Sam Houston State	L 7-54	11061
* 9/14/2012	vs Eastern New Mexico	L 24-34	10620
* 9/22/2012	#25 WEST TEXAS A&M	L 0-24	4755
* 9/29/2012	at #14 Midwestern State	L 7-34	6742
* 10/6/2012	TEXAS A&M-COMMERCE	W 31-9	2200
* 10/13/2012	at Texas A&M-Kingsville	L 17-20	6120
10/20/2012	MCMURRY	L 20-28	2263
* 10/27/2012	TARLETON STATE	L 20-45	2069
* 11/3/2012	at Angelo State	L 21-38	6457
* 11/10/2012	ABILENE CHRISTIAN	L 12-24	2649

Overall: 2-9 • Conference: 1-7 • Home: 2-4 • Away: 0-4 • Neutral: 0-1

Rushing	gp	att	gain	loss	net	avg	td	lg	avg/g
Trent Rios	8	106	522	33	489	4.6	3	36	61.1
Marcus Wright	11	73	383	29	354	4.8	3	70	32.2
Zach Rhodes	7	37	248	44	204	5.5	0	42	29.1
Joseph Sadler	11	37	216	19	197	5.3	0	32	17.9
Brenan Furtado	4	4	45	0	45	11.2	0	25	11.2
Matt Bass	11	10	28	0	28	2.8	0	6	2.5
Taylor Woods	11	103	273	258	15	0.1	1	30	1.4
Eric Massoni	5	5	12	1	11	2.2	0	5	2.2
Dominic Hamilton	11	1	4	0	4	4.0	0	4	0.4
Emmanuel Nunez	10	1	0	10	-10	-10.0	0	0	-1.0
Clint Killough	10	2	0	27	-27	-13.5	0	0	-2.7
TEAM	6	5	0	31	-31	-6.2	0	0	-5.2
Team totals	11	384	1731	452	1279	3.3	7	70	116.3
Opp totals	11	415	2096	296	1800	4.3	21	68	163.6

Passing	gp	comp-att-int	pct	yds	td	lg	avg/g	effic
Zach Rhodes	7	91-168-6	54.2	894	6	61	127.7	103.51
Taylor Woods	11	95-163-4	58.3	782	5	54	71.1	103.80
Trent Rios	8	1-1-0	100.0	22	0	22	2.8	284.80
Joseph Sadler	11	1-1-0	100.0	21	0	21	1.9	276.40
Eric Massoni	5	2-2-0	100.0	8	0	7	1.6	133.60
Devan Avery	11	0-1-0	0.0	0	0	0	0.0	0.00
Clint Killough	10	0-0-0	0.0	0	0	0	0.0	0.00
Kyle Fishbeck	1	1-1-0	100.0	-5	0	0	-5.0	58.00
Team totals	11	191-337-10	56.7	1722	11	61	156.5	104.44
Opp totals	11	204-324-11	63.0	2376	18	87	216.0	136.11

Punting	no.	yds	avg	lg	tb	fc	i20	50+	blk
Emmanuel Nunez	40	1712	42.8	65	1	5	13	10	2
Joseph Sadler	16	494	30.9	48	0	1	4	0	0
TEAM	2	14	7.0	14	0	0	0	0	1
Team totals	58	2220	38.3	65	1	6	17	10	3
Opp totals	46	1830	39.8	58	3	6	12	10	0

Field Goals	made	att	pct	long	blkd
Saul Meza	8	8	100.0	45	0
Jake Wilcox	3	5	60.0	36	1
Team totals	11	13	84.6	45	1
Opp totals	10	15	66.7	47	0

Team Statistics	Team	Opp
FIRST DOWNS	175	218
Rushing	74	95
Passing	76	109
Penalty	25	14
RUSHING	384-1279	415-1800
Average Per Rush	3.3	4.3
Average Per Game	116.3	163.6
TDs Rushing	7	21
PASSING YARDAGE	1722	2376
Att-Comp-Int	337-191-10	324-204-11
Average Per Pass	5.1	7.3
Average Per Catch	9.0	11.6
Average Per Game	156.5	216.0
TDs Passing	11	18
TOTAL OFFENSE	3001	4176
Average Per Play	4.2	5.7
Average Per Game	272.8	379.6
KICK RETURNS: #-Yards	45-914	35-688
PUNT RETURNS: #-Yards	9-36	23-231
INT RETURNS: #-Yards	11-269	10-258
FUMBLES-LOST	26-12	13-6
PENALTIES-Yards	61-511	84-759
PUNTS-AVG	58-38.3	46-39.8
TIME OF POSSESSION/Game	31:25	28:34
3RD-DOWN Conversions	53/170 31%	54/145 37%
4TH-DOWN Conversions	12/31 39%	12/24 50%

Receiving	gp	no.	yds	avg	td	lg	avg/g
Andrew Mocio	11	36	351	9.8	2	61	31.9
Trent Rios	8	33	183	5.5	2	54	22.9
Dominic Hamilton	11	28	341	12.2	2	35	31.0
Brandon Yates	11	17	191	11.2	2	39	17.4
Joseph Sadler	11	17	132	7.8	0	29	12.0
Caleb Kocian	11	14	98	7.0	0	21	8.9
Kent Hadnot	11	12	76	6.3	1	10	6.9
Marcus Wright	11	11	69	6.3	0	28	6.3
Matt Bass	11	10	102	10.2	1	47	9.3
Clint Killough	10	6	26	4.3	0	13	2.6
Devan Avery	11	2	99	49.5	0	51	9.0
Derek Pierce	11	1	21	21.0	0	21	1.9
Stan Sullivan	9	1	17	17.0	0	17	1.9
Gabriel Taylor	10	1	17	17.0	1	17	1.7
Brenan Furtado	4	1	4	4.0	0	4	1.0
Taylor Woods	11	1	-5	-5.0	0	0	-0.5
Team totals	11	191	1722	9.0	11	61	156.5
Opp totals	11	204	2376	11.6	18	87	216.0

# CARDINALS FOOTBALL 2013

## Statistics Summary for 2012

Total Offense					Scoring							
	g	rush	pass	total	avg/g	td	fg	k-pat	2xp	dxp	saf	pts
Zach Rhodes	7	204	894	1098	156.9	0	8-8	7-7	0	0	0	31
Taylor Woods	11	15	782	797	72.5	5	0-0	0-0	0	0	0	30
Trent Rios	8	489	22	511	63.9	4	0-0	0-0	0	0	0	24
Marcus Wright	11	354	0	354	32.2	0	3-5	12-14	0	0	0	21
Joseph Sadler	11	197	21	218	19.8	2	0-0	0-0	0	0	0	12
Brenan Furtado	4	45	0	45	11.2	2	0-0	0-0	0	0	0	12
Matt Bass	11	28	0	28	2.5	2	0-0	0-0	0	0	0	12
Eric Massoni	5	11	8	19	3.8	1	0-0	0-0	0	0	0	6
Dominic Hamilton	11	4	0	4	0.4	1	0-0	0-0	0	0	0	6
Kyle Fishbeck	1	0	-5	-5	-5.0	1	0-0	0-0	0	0	0	6
Emmanuel Nunez	10	-10	0	-10	-1.0	1	0-0	0-0	0	0	0	6
Clint Killough	10	-27	0	-27	-2.7	1	0-0	0-0	0	0	0	6
TEAM	6	-31	0	-31	-5.2	1	0-0	0-0	0	0	0	6
Team totals	11	1279	1722	3001	272.8	21	11-13	19-21	0	0	0	178
Opp totals	11	1800	2376	4176	379.6	43	10-15	34-39	0	0	0	322

All Purpose								
	g	rush	rcv	pr	kr	ir	total	avg/g
Trent Rios	8	489	183	1	148	0	821	102.6
Marcus Wright	11	354	69	0	381	0	804	73.1
Juan Asencio	11	0	0	0	281	86	367	33.4
Joseph Sadler	11	197	132	28	6	0	363	33.0
Andrew Mocio	11	0	351	0	0	0	351	31.9
Dominic Hamilton	11	4	341	2	0	0	347	31.5
Zach Rhodes	7	204	0	0	0	0	204	29.1
Brandon Yates	11	0	191	0	0	0	191	17.4
Matt Bass	11	28	102	0	20	0	150	13.6
Caleb Kocian	11	0	98	0	0	0	98	8.9
Devan Avery	11	0	99	0	-10	0	89	8.1
Kent Hadnot	11	0	76	0	0	0	76	6.9
Jamarris Jones	7	0	0	0	72	0	72	10.3
Kielyn Lewis	11	0	0	5	0	63	68	6.2
Brenan Furtado	4	45	4	0	0	0	49	12.2
Padyn Giebler	11	0	0	0	16	28	44	4.0
Devin Haywood	11	0	0	0	0	36	36	3.3
Derek Pierce	11	0	21	0	0	0	21	1.9
Chaz Pavliska	8	0	0	0	0	20	20	2.5
Chavis Barron	10	0	0	0	0	20	20	2.0
Gabriel Taylor	10	0	17	0	0	0	17	1.7
Robert Williams	10	0	0	0	0	16	16	1.6
Stan Sullivan	9	0	17	0	-5	0	12	1.3
Eric Massoni	5	11	0	0	0	0	11	2.2
Taylor Woods	11	15	-5	0	0	0	10	0.9
Clint Killough	10	-27	26	0	5	0	4	0.4
Emmanuel Nunez	10	-10	0	0	0	0	-10	-1.0
TEAM	6	-31	0	0	0	0	-31	-5.2
Team totals	11	1279	1722	36	914	269	4220	383.6
Opp totals	11	1800	2376	231	688	258	5353	486.6

Punt Returns					
	no.	yards	td	long	avg
Joseph Sadler	7	28	0	14	4.0
Kielyn Lewis	0	5	0	5	0.0
Dominic Hamilton	1	2	0	2	2.0
Trent Rios	1	1	0	1	1.0
Team totals	9	36	0	14	4.0
Opp totals	23	231	2	60	10.0

Kick Returns					
	no.	yards	td	long	avg
Marcus Wright	18	381	1	83	21.2
Juan Asencio	10	281	0	49	28.1
Trent Rios	8	148	0	30	18.5
Jamarris Jones	4	72	0	27	18.0
Matt Bass	2	20	0	12	10.0
Padyn Giebler	1	16	0	15	16.0
Joseph Sadler	1	6	0	10	6.0
Clint Killough	0	5	0	5	0.0
Stan Sullivan	0	-5	0	0	0.0
Devan Avery	1	-10	0	0	-10.0
Team totals	45	914	1	83	20.3
Opp totals	35	688	0	40	19.7

Interceptions					
	no.	yards	td	long	avg
Kielyn Lewis	4	63	0	55	0.1
Juan Asencio	1	86	1	86	0.0
Devin Haywood	1	36	0	36	0.0
Padyn Giebler	1	28	0	28	0.0
Chavis Barron	1	20	0	20	0.1
Chaz Pavliska	1	20	0	20	0.1
Robert Williams	1	16	0	16	0.1
Devan Avery	1	0	0	0	0.0
Team totals	11	269	1	86	0.0
Opp totals	10	258	1	85	0.0

Fumble Returns					
	no.	yards	td	long	avg
Grady Achilles	0	0	1	0	0.0
Team totals	0	0	1	0	0.0
Opp totals	2	16	1	13	8.0

# CARDINALS FOOTBALL 2013

## Statistics Summary for 2012

Defensive Statistics	gp	ua	a	tot	tfl-yds	sack-yds	int-yds	brup	qbh	fr-yds	ff	blk	saf
Dakota Mawyer	11	27	39	66	2.0 - 4	-	-	2	-	-	-	-	-
Devin Haywood	11	34	26	60	1.5 - 6	0.5 - 1	1 - 36	2	-	2 - 0	-	-	-
Juan Asencio	11	26	33	59	6.5 - 49	4.5 - 30	1 - 86	1	-	-	-	-	-
Chaz Pavliska	8	29	22	51	1.0 - 4	-	1 - 20	3	-	1 - 0	-	-	-
Nick Ginn	11	13	31	44	5.0 - 9	3.0 - 5	-	-	1	-	-	-	-
Padyn Giebler	11	20	23	43	3.0 - 10	1.0 - 5	1 - 28	-	-	-	1	-	-
Aaron Willis	11	15	26	41	4.0 - 19	2.0 - 15	-	-	-	1 - 0	1	-	-
Devan Avery	11	18	19	37	1.0 - 1	-	1 - 0	11	-	-	-	-	-
Robby Horton	11	18	17	35	6.0 - 28	3.0 - 22	-	6	2	-	-	-	-
Kielyn Lewis	11	23	6	29	-	-	4 - 63	2	-	-	-	-	-
Chavis Barron	10	16	13	29	0.5 - 2	-	1 - 20	2	-	-	-	-	-
Brandon Tanksley	11	15	14	29	0.5 - 1	-	-	2	-	-	-	-	-
Michael Tate	11	7	18	25	2.0 - 12	1.5 - 11	-	-	-	-	-	-	-
Robert Williams	10	12	11	23	0.5 - 0	-	1 - 16	-	-	-	-	-	-
Johnny Sanders	11	4	18	22	3.0 - 7	1.0 - 4	-	-	6	-	-	-	-
Alan Ford	7	5	16	21	3.5 - 16	2.5 - 15	-	-	-	-	-	-	-
Kobie Douglas	10	10	9	19	1.0 - 6	-	-	-	-	-	-	-	-
Nick Morrow	11	7	12	19	0.5 - 0	-	-	1	-	-	-	-	-
Derek Pierce	11	13	5	18	2.0 - 11	1.0 - 8	-	1	-	-	-	-	-
Dravanti Johnson	6	8	10	18	3.0 - 13	3.0 - 13	-	-	2	-	1	-	-
Robert Moorman	10	7	10	17	1.5 - 11	1.0 - 11	-	-	-	-	1	-	-
Tre Spragg	10	10	6	16	-	-	-	-	-	-	-	-	-
Anthony Vela	10	5	9	14	-	-	-	-	-	-	-	-	-
Juston Edwards	10	5	7	12	1.0 - 6	1.0 - 6	-	-	-	-	-	-	-
Brandon Terry	10	3	9	12	1.0 - 1	-	-	-	-	-	-	-	-
Matt Garza	11	4	2	6	-	-	-	-	-	-	-	-	-
Grady Achilles	8	1	5	6	-	-	-	-	-	1 - 0	-	-	-
Jamarris Jones	7	2	3	5	-	-	-	-	-	-	-	-	-
Andrew Mocio	11	3	0	3	-	-	-	-	-	-	-	-	-
Anthony Stokes	7	2	1	3	-	-	-	-	-	-	-	-	-
Garret Williams	9	1	2	3	-	-	-	-	-	-	-	-	-
Trent Rios	8	2	0	2	-	-	-	-	-	-	-	-	-
Stephen Howard	6	2	0	2	-	-	-	-	-	-	-	-	-
Zach Rhodes	7	1	1	2	-	-	-	-	-	-	-	-	-
Clint Killough	10	0	2	2	-	-	-	-	-	-	-	-	-
Joshua Campbell	1	1	0	1	-	-	-	-	-	-	-	-	-
Robert Anderson	4	1	0	1	-	-	-	-	-	-	-	-	-
Horace Hayes	11	1	0	1	-	-	-	-	-	-	-	-	-
TEAM	6	1	0	1	1.0 - 8	1.0 - 8	-	-	-	-	-	1	-
Charles Segura	11	1	0	1	-	-	-	-	-	-	-	-	-
Marcus Wright	11	1	0	1	-	-	-	-	-	-	-	-	-
Brandon Yates	11	0	1	1	-	-	-	-	-	-	-	-	-
Aaron Stokes	1	0	1	1	-	-	-	-	-	-	-	-	-
Emmanuel Nunez	10	0	1	1	-	-	-	-	-	-	-	-	-
Matt Bass	11	0	1	1	-	-	-	-	-	1 - 0	-	-	-
Joseph Sadler	11	0	1	1	-	-	-	-	-	-	-	-	-
Bo Heyse	1	0	1	1	-	-	-	-	-	-	-	-	-
Harper Scofield	1	0	1	1	-	-	-	-	-	-	-	-	-
Team totals	11	374	432	806	51.0 - 224	26.0 - 154	11 - 269	33	11	6 - 0	4	1	-
Opp totals	11	436	286	722	105.0 - 446	46.0 - 274	10 - 258	43	26	12 - 16	10	6	-

# CARDINALS FOOTBALL 2013

## 2012 Incarnate World Football Incarnate World Team Game-by-Game Comparison (Final Stats) All games

Opponent	Score	Total	First Downs			Pen	Rushing Number-Yards	Comp-Att-Int	Passing Yards	Total Offense Plays-Yards	Return Yards	Turn- Overs
			Rush	Pass	Pen							
TEXAS COLLEGE	19-12	18 / 15	8 / 9	5 / 5	5 / 1	45-94 / 46-136	14-20-0 / 13-22-0	250 / 120	65-344 / 68-256	45 / 75	3 / 1	
Sam Houston State	7-54	7 / 26	0 / 14	5 / 9	2 / 3	20-46 / 50-327	19-33-1 / 12-20-1	134 / 157	53-88 / 70-484	128 / 181	2 / 2	
Eastern New Mexico	24-34	22 / 16	12 / 8	10 / 6	0 / 2	35-270 / 42-244	17-32-3 / 7-12-0	179 / 129	67-449 / 54-373	132 / 165	3 / 0	
WEST TEXAS A&M	0-24	10 / 18	4 / 7	5 / 11	1 / 0	36-15 / 27-105	16-28-1 / 20-34-1	131 / 256	64-146 / 61-361	25 / 58	1 / 3	
Midwestern State	7-34	17 / 21	9 / 12	6 / 8	2 / 1	41-148 / 44-260	17-39-1 / 11-22-1	146 / 163	80-294 / 66-423	136 / 65	2 / 2	
TEXAS A&M-COMMERC	31-9	20 / 21	6 / 7	10 / 12	4 / 2	31-124 / 40-91	18-29-1 / 20-34-0	211 / 204	60-335 / 74-295	50 / 170	1 / 1	
Texas A&M-Kingsville	17-20	14 / 17	3 / 8	8 / 9	3 / 0	22-65 / 46-188	19-37-1 / 13-28-2	176 / 148	59-241 / 74-336	143 / 129	2 / 2	
MCMURRY	20-28	18 / 30	9 / 10	9 / 18	0 / 2	37-140 / 33-105	22-32-0 / 45-61-1	156 / 322	69-296 / 94-427	198 / 76	1 / 1	
TARLETON STATE	20-45	15 / 18	6 / 6	7 / 11	2 / 1	39-114 / 28-117	20-37-1 / 26-38-3	149 / 280	76-263 / 66-397	193 / 125	3 / 3	
Angelo State	21-38	14 / 18	4 / 8	6 / 8	4 / 2	32-174 / 41-151	13-25-1 / 12-17-1	86 / 189	57-260 / 58-340	107 / 88	2 / 1	
ABILENE CHRISTIAN	12-24	20 / 18	13 / 6	5 / 12	2 / 0	46-181 / 18-76	16-25-0 / 25-36-1	104 / 408	71-285 / 54-484	62 / 61	2 / 1	
Totals	178-322	175 / 218	74 / 95	76 / 109	25 / 14	384-1279 / 415-1800	191-337-10 / 204-324-11	1722 / 2376	721-3001 / 739-4176	1219 / 1193	22 / 17	
Opponent	3rd Down Conversions	4th Down Conversions	Time of Possession		TOP Margin	Avg Yds/Rush	Avg Yds/Pass	Avg Yds/Play	Punting Number-Avg	Penalties Number-Yards	Sacks	
TEXAS COLLEGE	4-14 / 3-15	1-4 / 2-4	31:35 / 28:25	3:10	2.1 / 3.0	12.5 / 5.5	5.3 / 3.8	3-45.0 / 8-34.2	7-70 / 14-113	3 / 4		
Sam Houston State	3-15 / 7-13	0-0 / 1-2	28:37 / 31:23	-2:46	-2.3 / 6.5	4.1 / 7.8	1.7 / 6.9	11-39.4 / 2-36.5	6-52 / 7-65	0 / 3		
Eastern New Mexico	7-13 / 5-11	1-2 / 1-1	33:02 / 26:58	6:04	7.7 / 5.8	5.6 / 10.8	6.7 / 6.9	1-46.0 / 4-43.5	6-55 / 5-45	0 / 0		
WEST TEXAS A&M	5-18 / 5-12	1-3 / 1-2	35:17 / 24:43	10:34	0.4 / 3.9	4.7 / 7.5	2.3 / 5.9	8-32.5 / 3-37.3	5-30 / 6-30	2 / 8		
Midwestern State	4-17 / 1-9	1-8 / 2-3	33:17 / 26:43	6:34	3.6 / 5.9	3.7 / 7.4	3.7 / 6.4	3-39.7 / 3-34.3	3-25 / 9-65	2 / 5		
TEXAS A&M-COMMERC	4-12 / 5-16	1-1 / 0-2	29:11 / 30:49	-1:38	4.0 / 2.3	7.3 / 6.0	5.6 / 4.0	6-38.3 / 7-43.1	3-20 / 11-119	8 / 3		
Texas A&M-Kingsville	4-14 / 9-20	1-2 / 0-0	26:11 / 33:49	-7:38	3.0 / 4.1	4.8 / 5.3	4.1 / 4.5	6-39.5 / 6-43.7	5-35 / 10-90	2 / 1		
MCMURRY	6-15 / 8-17	1-3 / 3-4	26:52 / 33:08	-6:16	3.8 / 3.2	4.9 / 5.3	4.3 / 4.5	4-40.2 / 3-47.3	5-65 / 2-15	2 / 8		
TARLETON STATE	6-20 / 4-12	3-4 / 2-3	35:06 / 24:54	10:12	2.9 / 4.2	4.0 / 7.4	3.5 / 6.0	7-31.1 / 4-46.2	6-50 / 4-39	1 / 6		
Angelo State	5-16 / 5-12	0-1 / 0-0	30:24 / 29:29	0:55	5.4 / 3.7	3.4 / 11.1	4.6 / 5.9	7-45.3 / 5-37.0	11-82 / 8-89	4 / 4		
ABILENE CHRISTIAN	5-16 / 2-8	2-3 / 0-3	36:06 / 23:54	12:12	3.9 / 4.2	4.2 / 11.3	4.0 / 9.0	2-32.0 / 1-18.0	4-27 / 8-89	2 / 4		
Totals	53-170 / 54-145	12-31 / 12-24	345:38 / 314:15	31:23	3.3 / 4.3	5.1 / 7.3	4.2 / 5.7	58-38.3 / 46-39.8	61-511 / 84-759	26 / 46		

Note: Game totals are displayed in the format TEAM/OPPONENT for each category

# CARDINALS FOOTBALL 2013

## TEXAS COLLEGE 12 INCARNATE WORD 19

September 1, 2012  
San Antonio, Texas - Benson Stadium  
Attendance: 4,522

### SCORING SUMMARY

	1	2	3	4	Final
Steers (0-2)	0	6	6	0	12
Cardinals (1-0)	7	0	6	6	19

Qtr	Time	Scoring play (Conversion)	Score
1	10:58	UIW - Rios 7 run (Wilcox kick)	0-7
2	7:47	TC - Gray 12 run (Creighton miss)	6-7
3	12:27	UIW - Rios 11 run (kick blocked)	6-13
3	5:41	TC - McNeil 2 run (Creighton miss)	12-13
4	11:30	UIW - Wright 1 run (kick blocked)	12-19

### TEAM STATISTICS

Team Statistics	TC	UIW
First Downs	15	18
Rushes-Yards (NET)	46-136	45-94
Passing Yards (NET)	120	250
Passes Att-Comp-Int	22-13-0	20-14-0
Total Offense Plays-Yards	68-256	65-344
Fumble Returns-Yards	1-3	0-0
Punt Returns-Yards	1- (-2)	2-8
Kickoff Returns-Yards	4-74	3-37
Interception Returns-Yards	0-0	0-0
Punts (Number-Avg)	8-34.2	3-45.0
Fumbles-Lost	2-1	7-3
Penalties-Yards	14-113	7-70
Possession Time	28:25	31:35
Third-Down Conversions	3 of 15	4 of 14
Fourth-Down Conversions	2 of 4	1 of 4
Red-Zone Scores-Chances	2-3	3-5
Sacks By: Number-Yards	4-24	3-21

**Kickoff time:** 7:00 pm **Ending Time:** 9:40 pm **Elapsed:** 2:40  
**Officials:** Referee: John Belcher, Umpire: Brad Marcum; Linesman: Hector Rivero; Line Judge: Jeffrey Mikus; Back Judge: Kevin Wilcox; Field Judge: Jeff Hollingsworth; Side Judge: Sean Petty

**Temp.:** 97 F **Wind:** 13 SE **Weather:** Partly Cloudy

### INDIVIDUAL STATISTICS

**RUSHING:** TC-Taylor Gray 14-57; Vincent McNeil 19-37; Charles Jackson 5-28; Eric Moore 6-16; M. Thompson 1-3; A. Washington 1-(-5). UIW-Trent Rios 15-52; Marcus Wright 13-44; Matt Bass 2-4; Taylor Woods 11-3; Zach Rhodes 4-(-9).

**PASSING:** TC-Vincent McNeil 13-22-0-120. UIW-Zach Rhodes 12-18-0-205; Taylor Woods 2-2-0-45.

**RECEIVING:** TC-Johnny Thomas 6-55; Ja'Marius Allen 3-49; Devin Lee 3-4; Jamaal Johnson 1-12. UIW-Andrew Mocio 3-19; Kent Hadnot 3-13; Devan Avery 2-99; Trent Rios 2-12; Matt Bass 1-47; Brandon Yates 1-39; Dominic Hamilton 1-15; Marcus Wright 1-6.

**INTERCEPTIONS:** TC-None. UIW-None.

**FUMBLES:** TC-Vincent McNeil 1-0; A. Washington 1-1. UIW-Zach Rhodes 2-1; Trent Rios 2-1; Matt Bass 1-1; Taylor Woods 1-0; Dominic Hamilton 1-0.

**SACKS (UA-A):** TC-Luis Castro 2-0; E. Washington 1-0; Samuel Houston 1-0. UIW-Juan Asencio 1-0; Padyr Giebler 1-0; Robert Moorman 1-0.

**TACKLES (UA-A, min 5):** TC-D. Bailey 7-4; Luis Castro 6-3; D. Livingston 3-3; Jeremy McMillan 3-2; Devonte Morris 2-3; William Davis 2-3. UIW-Dakota Mawyer 6-4; Juan Asencio 3-6; Johnny Sanders 1-8; Devan Avery 4-1; Robby Horton 3-2.

## INCARNATE WORD 7 SAM HOUSTON STATE 54

September 8, 2012  
Huntsville, Texas - Bowers Stadium  
Attendance: 11,061

### SCORING SUMMARY

	1	2	3	4	Final
Cardinals (1-1)	7	0	0	0	7
Bearkats (1-0)	13	7	20	14	54

Qtr	Time	Scoring play (Conversion)	Score
1	11:15	SHS - Flanders 40 run (Antonio miss)	0-6
1	5:13	UIW - Rios 18 pass from Rhodes (Wilcox kick)	7-6
1	0:33	SHS - Flanders 8 run (Antonio kick)	7-13
2	4:29	SHS - Diller 21 run (Antonio kick)	7-20
3	12:37	SHS - Hill 11 run (Antonio kick)	7-27
3	6:57	SHS - Standley 3 pass from Bell (rush failed)	7-33
3	5:30	SHS - Hill 27 run (Antonio kick)	7-40
4	11:26	SHS - Nelson 11 pass from Bell (Antonio kick)	7-47
4	10:13	SHS - Robinson 60 punt return (Antonio kick)	7-54

### TEAM STATISTICS

Team Statistics	UIW	SHSU
First Downs	7	26
Rushes-Yards (NET)	20-(-46)	50-327
Passing Yards (NET)	134	157
Passes Att-Comp-Int	33-19-1	20-12-1
Total Offense Plays-Yards	53-88	70-484
Fumble Returns-Yards	0-0	0-0
Punt Returns-Yards	0-0	7-114
Kickoff Returns-Yards	7-108	2-53
Interception Returns-Yards	1-20	1-14
Punts (Number-Avg)	11-39.4	2-36.5
Fumbles-Lost	4-1	2-1
Penalties-Yards	6-52	7-65
Possession Time	28:37	31:23
Third-Down Conversions	3 of 15	7 of 13
Fourth-Down Conversions	0 of 0	1 of 2
Red-Zone Scores-Chances	1-1	4-5
Sacks By: Number-Yards	0-0	3-16

**Kickoff time:** 6:00 pm **Ending Time:** 8:59 pm **Elapsed:** 2:59  
**Officials:** Referee: Brian Alos; Umpire: Bob Liles; Linesman: Andy Warner; Line Judge Catherine Conti; Back Judge: Robert Lewis; Field Judge: Danny Hoeft; Side Judge: Tom Maes

**Temp.:** NA **Wind:** NA **Weather:** NA

### INDIVIDUAL STATISTICS

**RUSHING:** UIW-Marcus Wright 1-2; Joseph Sadler 1-1; Matt Bass 1-0; Trent Rios 5-(-2); Zach Rhodes 4-(-8); Clint Killough 1-(-8); TEAM 1-(-14); Taylor Woods 6-(-17). SHS-Tim Flanders 15-117; Keshawn Hill 4-47; Torrance Williams 1-35; Ryan Wilson 6-31; Brian Bell 7-28; Ridgeway Frank 10-23; Trey Diller 1-21; Cody Morgan 3-14; Richard Sincere 2-8; Chris Grett 1-3.

**PASSING:** UIW-Zach Rhodes 16-27-1-125; Taylor Woods 2-5-0-14; Kyle Fishbeck 1-1-0-(-5). SHS-Brian Bell 12-19-0-157; Richard Sincere 0-1-1-0.

**RECEIVING:** UIW-Andrew Mocio 8-51; Caleb Kocian 3-18; Matt Bass 2-20; Joseph Sadler 2-8; Dominic Hamilton 1-19; Trent Rios 1-18; Kent Hadnot 1-5; Taylor Woods 1-(-5). SHS-Chance Nelson 3-49; Terrance Robinson 3-23; Trey Diller 2-28; Richard Sincere 1-30; KJ Williams 1-20; Melvis Pride 1-4; J.D. Standley 1-3.

**INTERCEPTIONS:** UIW-Chavis Barron 1-20. SHS-Robert Shaw 1-14.

**FUMBLES:** UIW-Andrew Mocio 1-1; TEAM 1-0; Joseph Sadler 1-0; Clint Killough 1-0. SHS-Brian Bell 1-0; Torrance Williams 1-1.

**SACKS (UA-A):** UIW-None. SHS-Darius Taylor 1-0; Darnell Taylor 1-0; Gary Lorange 1-0.

**TACKLES (UA-A, min 5):** UIW-Devin Haywood 7-5; Juan Asencio 6-3; Brandon Tanksley 2-4; Tre Spragg 4-1; Chavis Barron 3-2; Dakota Mawyer 0-5. SHS-Darius Taylor 9-0; J.T. Cleveland 4-1; Jess Beauchamp 3-2.

## INCARNATE WORD 24 EASTERN NEW MEXICO 34

September 14, 2012  
Arlington, Texas - Cowboys Stadium  
Attendance: 10,620

### SCORING SUMMARY

	1	2	3	4	Final
Cardinals (1-2, 0-1)	14	0	7	3	24
Greyhounds (2-1, 1-0)	7	14	0	13	34

Qtr	Time	Scoring play (Conversion)	Score
1	14:46	UIW - Wright 83 kick return (Wilcox kick)	7-0
1	12:03	ENM - Johnson 54 pass from Wood (Baca kick)	7-7
1	2:36	UIW - Taylor 17 pass from Rhodes (Wilcox kick)	14-7
2	13:34	ENM - Diller 1 run (Baca kick)	14-14
2	10:10	ENM - Wood 3 run (Baca kick)	14-21
3	3:34	UIW - Hamilton 35 pass from Rhodes (Wilcox kick)	21-21
4	10:06	UIW - Wilcox 25 field goal	24-21
4	5:56	ENM - Thomas 5 run (Baca kick)	24-28
4	0:17	ENM - Serda 81 interception return (kick blocked)	24-34

### TEAM STATISTICS

Team Statistics	UIW	ENMU
First Downs	22	16
Rushes-Yards (NET)	35-270	42-244
Passing Yards (NET)	179	129
Passes Att-Comp-Int	32-17-3	12-7-0
Total Offense Plays-Yards	67-449	54-373
Fumble Returns-Yards	0-0	0-0
Punt Returns-Yards	0-0	1-9
Kickoff Returns-Yards	3-132	4-55
Interception Returns-Yards	0-0	3-101
Punts (Number-Avg)	1-46.0	4-43.5
Fumbles-Lost	0-0	0-0
Penalties-Yards	6-55	5-45
Possession Time	33:02	26:58
Third-Down Conversions	7 of 13	5 of 11
Fourth-Down Conversions	1 of 2	1 of 1
Red-Zone Scores-Chances	2-4	3-3
Sacks By: Number-Yards	0-0	0-0

**Kickoff time:** 3:30 pm **Ending Time:** 6:14 pm **Elapsed:** 2:44  
**Officials:** Referee: Dwayne McKee; Umpire: Stephen Borgman; Linesman: Brad Morrow; Line Judge: Edgar Reed; Back Judge: Keith Schoby; Field Judge: Charles Colston; Side Judge: Cody Hord

**Temp.:** Inside **Wind:** NA **Weather:** NA

### INDIVIDUAL STATISTICS

**RUSHING:** UIW-Zach Rhodes 8-128; Trent Rios 20-121; Marcus Wright 6-22; Taylor Woods 1-(-1). ENM-De'Coreyon Thomas 16-115; Wesley Wood 11-90; Dillon Metzger 1-14; Jonathan Fullbright 4-11; Christian Long 5-11; Kyle Stephens 3-6; TEAM 2-(-3).

**PASSING:** UIW-Zach Rhodes 17-30-2-179; Taylor Woods 0-2-1-0. ENM-Wesley Wood 7-12-0-129.

**RECEIVING:** UIW-Dominic Hamilton 5-69; Brandon Yates 4-44; Caleb Kocian 3-22; Trent Rios 2-17; Gabriel Taylor 1-17; Joseph Sadler 1-6; Matt Bass 1-4. ENM-Adrian Horton 4-51; Jacob Johnson 1-54; De'Coreyon Thomas 1-24; Ricky Milks 1-0.

**INTERCEPTIONS:** UIW-None. ENM-Jayson Serda 1-18; Willie Grant 2-20.

**FUMBLES:** UIW-None. ENM-None.

**SACKS (UA-A):** UIW-None. ENM-None.

**TACKLES (UA-A, min 5):** UIW-Chaz Pavliska 6-3; Dakota Mawyer 4-3; Devin Haywood 5-0; Alan Ford 0-5. ENM-Linvel Mosby 5-5; Jayson Serda 6-3; Kilisi Suai 5-3; Willie Grant 5-1; Perron Sellers 3-3; Wade Bounds 1-5; Donovan Amituanai 4-1; David Tulikihifo 3-2.

# CARDINALS FOOTBALL 2013

## #25 WEST TEXAS A&M INCARNATE WORD

**24**  
**0**

September 22, 2012  
San Antonio, Texas - Benson Stadium  
Attendance: 4,755

### SCORING SUMMARY

	1	2	3	4	Final
Buffalos (3-1, 2-0)	0	10	14	0	24
Cardinals (1-3, 0-2)	0	0	0	0	0

Qtr	Time	Scoring play (Conversion)	Score
2	14:30	WT - Ratliff 45 pass from Vaughan (Castillo kick)	7-0
2	0:00	WT - Castillo 23 field goal	10-0
3	12:16	WT - Ratliff 23 pass from Vaughan (Castillo kick)	17-0
3	9:48	WT - Christmas 11 blk punt return (Castillo kick)	24-0

### TEAM STATISTICS

Team Statistics	WT	UIW
First Downs	18	10
Rushes-Yards (NET)	27-105	36-15
Passing Yards (NET)	256	131
Passes Att-Comp-Int	34-20-1	28-16-1
Total Offense Plays-Yards	61-361	64-146
Fumble Returns-Yards	0-0	0-0
Punt Returns-Yards	4-37	1-(-1)
Kickoff Returns-Yards	1-19	1-26
Interception Returns-Yards	1-2	1-0
Punts (Number-Avg)	3-37.3	8-32.5
Fumbles-Lost	2-2	2-0
Penalties-Yards	6-30	5-30
Possession Time	24:43	35:17
Third-Down Conversions	5 of 12	5 of 18
Fourth-Down Conversions	1 of 2	1 of 3
Red-Zone Scores-Chances	1-1	0-0
Sacks By: Number-Yards	8-63	2-5

**Kickoff time:** 7:00 pm **Ending Time:** 9:27 pm **Elapsed:** 2:27  
**Officials:** Referee: Andy Dunklin, Umpire: Darrell Boyd; Linesman: Joe Stahmer; Line Judge: Carlos Owens; Back Judge: Jerry Bissett; Field Judge: Julian Alvarez; Side Judge: Michael Graham

**Temp.:** 84 F **Wind:** 0 **Weather:** Clear and Calm

### INDIVIDUAL STATISTICS

**RUSHING:** WT-Khiry Robinson 13-58; Calvin Burns 5-33; Jeremy Alridge 2-7; Nathan Slaughter 1-5; Dustin Vaughan 5-4; TEAM 1-(-2). UIW-Trent Rios 14-66; Matt Bass 1-5; Eric Massoni 3-5; Marcus Wright 3-5; Emmanuel Nunez 1-(-10); Taylor Woods 14-(-56).

**PASSING:** WT-Dustin Vaughan 19-32-1-243; Luke Halpin 1-2-0-13. UIW-Taylor Woods 14-26-1-123; Eric Massoni 2-2-0-8.

**RECEIVING:** WT-Torrence Allen 9-86; Khiry Robinson 4-51; Lance Ratliff 2-68; Nathan Slaughter 2-4; Jarrian Rhone 1-20; Jace Jackson 1-14; Sean Morris 1-13. UIW-Trent Rios 6-67; Caleb Kocian 2-9; Matt Bass 2-8; Andrew Mocio 2-1; Dominic Hamilton 1-20; Joseph Sadler 1-13; Brandon Yates 1-7; Kent Hadnot 1-6.

**INTERCEPTIONS:** WT-Jordan Smith 1-2. UIW-Kielyn Lewis 1-0.

**FUMBLES:** WT-Jace Jackson 1-1; Khiry Robinson 1-1. UIW-Taylor Woods 1-0; Emmanuel Nunez 1-0.

**SACKS (UA-A):** WT-Tyrell Higgins 2-1; Kyle Voss 2-0; Shane Sobnosky 1-0; David Christmas 1-0; Jacob Laguna 1-0; Deone Bondurant 0-1. UIW-Dravanni Johnson 1-0; Alan Ford 0-1; Johnny Sanders 0-1.

**TACKLES (UA-A, min 5):** WT-Kyle Voss 7-7; Shane Sobnosky 5-3; Taylor McCuller 3-3; David Christmas 3-2. UIW-Devin Haywood 3-2; Chaz Pavliska 2-3; Nick Ginn 2-3.

## INCARNATE WORD #14 MIDWESTERN STATE

**7**  
**34**

September 29, 2012  
Wichita Falls, Texas - Memorial Stadium  
Attendance: 6,742

### SCORING SUMMARY

	1	2	3	4	Final
Cardinals (1-4, 0-3)	7	0	0	0	7
Mustangs (3-1, 3-1)	7	10	10	7	34

Qtr	Time	Scoring play (Conversion)	Score
1	7:39	MSU - Kelsey 56 run (Saladino kick)	0-7
1	2:29	UIW - Bass 4 pass from Rhodes (Wilcox kick)	7-7
2	10:21	MSU - Saladino 47 field goal	7-10
2	0:15	MSU - Jackson 6 run (Saladino kick)	7-17
3	10:42	MSU - Saladino 30 field goal	7-20
3	3:20	MSU - Jackson 4 run (Saladino kick)	7-27
4	7:10	MSU - Sanders 23 pass from Kelsey (Saladino kick)	7-34

### TEAM STATISTICS

Team Statistics	UIW	SHSU
First Downs	17	21
Rushes-Yards (NET)	41-148	44-260
Passing Yards (NET)	146	163
Passes Att-Comp-Int	39-17-1	22-11-1
Total Offense Plays-Yards	80-294	66-423
Fumble Returns-Yards	0-0	0-0
Punt Returns-Yards	0-0	1-13
Kickoff Returns-Yards	6-128	2-28
Interception Returns-Yards	1-8	1-24
Punts (Number-Avg)	3-39.7	3-34.3
Fumbles-Lost	2-1	1-1
Penalties-Yards	3-25	9-65
Possession Time	33:17	26:43
Third-Down Conversions	4 of 17	1 of 9
Fourth-Down Conversions	1 of 8	2 of 3
Red-Zone Scores-Chances	1-3	3-3
Sacks By: Number-Yards	2-16	5-27

**Kickoff time:** 7:00 pm **Ending Time:** 9:45 pm **Elapsed:** 2:45  
**Officials:** Referee: John Belcher, Umpire: Brad Marcum; Linesman: Hector Rivero; Line Judge: Jeffrey Mikus; Back Judge: Kevin Wilcox; Field Judge: Jeff Hollingsworth; Side Judge: Sean Petty

**Temp.:** 66 **Wind:** 2 NE **Weather:** Rainy

### INDIVIDUAL STATISTICS

**RUSHING:** UIW-Joseph Sadler 13-68; Zach Rhodes 5-46; Marcus Wright 11-25; Taylor Woods 7-6; Matt Bass 2-4; Dominic Hamilton 1-4; TEAM 2-(-5). MSU-Keidrick Jackson 24-173; Brandon Kelsey 10-49; Chauncey Harris 5-20; Jimmy Pipkin 4-14; Peter Smith 1-4.

**PASSING:** UIW-Zach Rhodes 14-34-1-100; Taylor Woods 3-5-0-46. MSU-Brandon Kelsey 11-20-1-163; Jake Glover 0-2-0-0.

**RECEIVING:** UIW-Joseph Sadler 4-47; Andrew Mocio 4-21; Caleb Kocian 2-24; Matt Bass 2-22; Marcus Wright 2-5; Dominic Hamilton 1-13; Kent Hadnot 1-8; Brandon Yates 1-6. MSU-Jared Freeman 5-47; Joe Sanders 4-55; Keivin Swanson 1-38; Brad Dittmar 1-23.

**INTERCEPTIONS:** UIW-Kielyn Lewis 1-8. MSU-Neiko Conway 1-24.

**FUMBLES:** UIW-Joseph Sadler 1-0; TEAM 1-1. MSU-Jimmy Pipkin 1-1.

**SACKS (UA-A):** UIW-Michael Tate 1-0; TEAM 1-0. MSU-Elijah Winston 3-0; Vernon Brooks 1-0; Hunter Hale 1-0.

**TACKLES (UA-A, min 5):** UIW-Dakota Mawyer 3-5; Juan Asencio 2-6; Devan Avery 2-5; Brandon Tanksley 2-4; Alan Ford 1-4; Nick Morrow 1-4. MSU-Matt Ellerbrock 1-6; Elijah Winston 5-1; Pat Gardner 3-3; Vernon Brooks 3-3; Taiyon Jackson 2-3.

## TEXAS A&M-COMMERCE INCARNATE WORD

**9**  
**31**

October 6, 2012  
San Antonio, Texas - Benson Stadium  
Attendance: 2,200

### SCORING SUMMARY

	1	2	3	4	Final
Lions (1-4, 1-3)	0	0	9	0	9
Cardinals (2-4, 1-3)	10	14	0	7	31

Qtr	Time	Scoring play (Conversion)	Score
1	12:06	UIW - Wilcox 22 field goal	0-3
1	6:38	UIW - Mocio 61 pass from Rhodes (Wilcox kick)	0-10
2	11:48	UIW - Rios 3 run (Wilcox kick)	0-17
2	2:31	UIW - Achilles 0 fumble recovery (Wilcox kick)	0-24
3	6:53	AMC - Davis 7 run (pass failed)	6-24
3	0:57	AMC - O'Neil 32 field goal	9-24
4	3:56	UIW - Yates 26 pass from Rhodes (Wilcox kick)	9-31

### TEAM STATISTICS

Team Statistics	A&M-C	UIW
First Downs	21	20
Rushes-Yards (NET)	40-91	31-124
Passing Yards (NET)	204	211
Passes Att-Comp-Int	34-20-0	29-18-1
Total Offense Plays-Yards	74-295	60-335
Fumble Returns-Yards	0-0	0-0
Punt Returns-Yards	1-(-5)	2-15
Kickoff Returns-Yards	5-90	2-35
Interception Returns-Yards	1-85	0-0
Punts (Number-Avg)	7-43.1	6-38.3
Fumbles-Lost	2-1	0-0
Penalties-Yards	11-119	3-20
Possession Time	30:49	29:11
Third-Down Conversions	5 of 16	4 of 12
Fourth-Down Conversions	0 of 2	1 of 1
Red-Zone Scores-Chances	2-4	2-3
Sacks By: Number-Yards	3-11	8-44

**Kickoff time:** 7:00 pm **Ending Time:** 9:46 pm **Elapsed:** 2:46  
**Officials:** Referee: Alex Sasser; Umpire: Lubin Garcia; Linesman: Gary Speed; Line Judge: Darren McDaniel; Back Judge: Kenneth McCants; Field Judge: Alan Baron-skie; Side Judge: Michael Houston

**Temp.:** 75 **Wind:** 0 **Weather:** Clear

### INDIVIDUAL STATISTICS

**RUSHING:** AMC-Jamar Mosley 9-44; Wayne Chapman 10-20; Deric Davis 18-13; Salim Zongo 1-7; Tevin Godfrey 1-6; Garrett Smith 1-1. UIW-Marcus Wright 6-49; Trent Rios 9-29; Joseph Sadler 6-25; Zach Rhodes 9-19; Matt Bass 1-2.

**PASSING:** AMC-Deric Davis 20-34-0-204. UIW-Zach Rhodes 17-28-1-189; Trent Rios 1-1-0-22.

**RECEIVING:** AMC-Garrett Smith 7-66; Tyler Rawlings 3-48; Tevin Godfrey 3-43; Darryl Thompson 3-26; Wayne Chapman 2-15; Jamar Mosley 1-4; Blake Ohm 1-2. UIW-Brandon Yates 4-41; Dominic Hamilton 3-34; Joseph Sadler 3-29; Trent Rios 2-15; Caleb Kocian 2-11; Andrew Mocio 1-61; Stan Sullivan 1-17; Kent Hadnot 1-5; Matt Bass 1-(-2).

**INTERCEPTIONS:** AMC-Fore 1-85. UIW-None.

**FUMBLES:** AMC-Deric Davis 1-0; Israel Hughes 1-1. UIW-None.

**SACKS (UA-A):** AMC-Danny Mason 2-0; Alan Beatty 0-1; Jeremy Dotson 0-1. UIW-Robby Horton 2-0; Dravanni Johnson 2-0; Aaron Willis 1-0; Alan Ford 1-0; Nick Ginn 1-0; Michael Tate 0-1; Johnny Sanders 0-1.

**TACKLES (UA-A, min 5):** AMC-Robert Wheeler 7-2; Danny Mason 5-4; J.T. Bates 5-3; Matt Claggett 3-2. UIW-Devin Haywood 3-5; Kielyn Lewis 5-2; Robby Horton 2-4; Michael Tate 1-5; Aaron Willis 4-1; Pady Giebler 3-2; Brandon Tanksley 3-2; Dravanni Johnson 3-2.

# CARDINALS FOOTBALL 2013

**INCARNATE WORD** **17**  
**TEXAS A&M-KINGSVILLE** **20**

October 13, 2012  
 Kingsville, Texas - Javelina Stadium  
 Attendance: 6,120

## SCORING SUMMARY

	1	2	3	4	Final
Cardinals (2-5, 1-4)	0	3	7	7	17
Javelinas (3-4, 2-3)	0	10	0	10	20

Qtr	Time	Scoring play (Conversion)	Score
1	13:57	AMK - Toney 23 run (Stoll kick)	0-7
2	8:28	UIW - Wilcox 36 field goal	3-7
2	0:00	AMK - Stoll 27 field goal	3-10
3	7:42	UIW - Asencio 86 int. return (Wilcox kick)	10-10
4	11:23	AMK - Stoll 36 field goal	10-13
4	3:49	AMK - Johnson 68 run (Stoll kick)	10-20
4	2:00	UIW - Mocio 25 pass from Woods (Wilcox kick)	17-20

## TEAM STATISTICS

Team Statistics	UIW	AMK
First Downs	14	17
Rushes-Yards (NET)	22-65	46-188
Passing Yards (NET)	176	148
Passes Att-Comp-Int	37-19-1	28-13-2
Total Offense Plays-Yards	59-241	74-336
Fumble Returns-Yards	0-0	0-0
Punt Returns-Yards	1-5	2-20
Kickoff Returns-Yards	3-52	4-86
Interception Returns-Yards	2-86	1-23
Punts (Number-Avg)	6-39.5	6-43.7
Fumbles-Lost	1-1	1-0
Penalties-Yards	5-35	10-90
Possession Time	26:11	33:49
Third-Down Conversions	4 of 14	9 of 20
Fourth-Down Conversions	1 of 2	0 of 0
Red-Zone Scores-Chances	1-1	2-3
Sacks By: Number-Yards	2-16	1-1

**Kickoff time:** 7:00 pm **Ending Time:** 9:42 pm **Elapsed:** 2:42  
**Officials:** Referee: Kenny Kelarek, Umpire: David Williams;  
 Linesman: Steven Green; Line Judge: Brian Perry; Back  
 Judge: Damon Boniface; Field Judge: Buddy Furqueron;  
 Side Judge: Bobby Wright

**Temp.:** 90 F **Wind:** 30 SSE **Weather:** Partly Sunny

## INDIVIDUAL STATISTICS

**RUSHING:** UIW-Joseph Sadler 9-26; Zach Rhodes 4-20, Marcus Wright 9-19. AMK-Anthony Johnson 16-127; Randall Toney 14-62; Bryan Ehrlich 3-16; Jonathan Woodson 4-8; Nate Poppell 5-0; TEAM 4-(-25).

**PASSING:** UIW-Zach Rhodes 13-29-1-92; Taylor Woods 5-6-0-63; Joseph Sadler 1-1-0-21; Devan Avery 0-1-0-0. AMK-Nate Poppell 9-17-1-117; Bryan Ehrlich 4-11-1-31.

**RECEIVING:** UIW-Andrew Mocio 4-46; Marcus Wright 4-30; Dominic Hamilton 4-27; Brandon Yates 2-25; Joseph Sadler 2-11; Derek Pierce 1-21; Caleb Kocian 1-9; Kent Hadnot 1-7. AMK-Christian Taylor 6-69; Jonathan Woodson 2-20; Joseph Vela 1-18; Clyde Lee 1-17; Patrick LaFleur 1-11; C.J. Griggs 1-9; Robert Armstrong 1-4.

**INTERCEPTIONS:** UIW-Juan Asencio 1-86; Devan Avery 1-0. AMK-Anthony Forker 1-23.

**FUMBLES:** UIW-Joseph Sadler 1-1. AMK-Jonathan Woodson 1-0.

**SACKS (UA-A):** UIW-Alan Ford 1-0; Derek Pierce 1-0. AMK-Jeremy Aguilar 1-0.

**TACKLES (UA-A, min 5):** UIW-Devin Haywood 4-5; Pady Giebler 4-5; Robby Horton 5-3; Nick Ginn 1-7; Juan Asencio 3-2; Dakota Mawyer 2-3. AMK-Jeremy Aguilar 5-2; Steve Harris 3-4; Anthony Forker 3-2.

**MCMURRY** **28**  
**INCARNATE WORD** **20**

October 20, 2012  
 San Antonio, Texas - Benson Stadium  
 Attendance: 2,263

## SCORING SUMMARY

	1	2	3	4	Final
War Hawks (4-3)	0	16	12	0	28
Cardinals (2-6)	10	0	0	10	20

Qtr	Time	Scoring play (Conversion)	Score
1	12:29	UIW - Meza 30 field goal	0-3
1	0:12	UIW - Wright 15 run (Meza kick)	0-10
2	12:51	MCM - King 31 field goal	3-10
2	3:54	MCM - Simpson 3 pass from Mullin (Foust kick)	10-10
2	0:02	MCM - Smith 5 pass from Mullin (Foust miss)	16-10
3	11:47	MCM - Grayer 1 run (pass failed)	22-10
3	1:07	MCM - Simpson 12 run (pass failed)	28-10
4	12:36	UIW - Meza 36 field goal	28-13
4	1:17	UIW - Yates 14 pass from Woods (Meza kick)	28-20

## TEAM STATISTICS

Team Statistics	MCM	UIW
First Downs	30	18
Rushes-Yards (NET)	33-105	37-140
Passing Yards (NET)	322	156
Passes Att-Comp-Int	61-45-1	32-22-0
Total Offense Plays-Yards	94-427	69-296
Fumble Returns-Yards	0-0	0-0
Punt Returns-Yards	0-0	0-0
Kickoff Returns-Yards	3-76	6-170
Interception Returns-Yards	0-0	1-28
Punts (Number-Avg)	3-47.3	4-40.2
Fumbles-Lost	0-0	2-1
Penalties-Yards	2-15	5-65
Possession Time	33:08	26:52
Third-Down Conversions	8 of 17	6 of 15
Fourth-Down Conversions	3 of 4	1 of 3
Red-Zone Scores-Chances	5-7	4-4
Sacks By: Number-Yards	8-54	2-10

**Kickoff time:** 7:00 pm **Ending Time:** 9:42 pm **Elapsed:** 2:42  
**Officials:** Referee: Dan Rankin, Umpire: Erick Chapman;  
 Linesman: Eric Camouche; Line Judge: Matt Horn; Back  
 Judge: Daniel Young; Field Judge: Jesse Mendoza; Side  
 Judge: Rory Bernard

**Temp.:** 85 **Wind:** 11 S **Weather:** Partly Cloudy

## INDIVIDUAL STATISTICS

**RUSHING:** MCM-Paxton Grayer 13-53; Jake Mullin 8-38; Chris Simpson 8-19; Barrett Cain 1-6; TEAM 3-(-11). UIW-Joseph Sadler 7-64; Marcus Wright 10-60; Taylor Woods 18-10; Eric Massoni 2-6.

**PASSING:** MCM-Jake Mullin 45-61-1-322. UIW-Taylor Woods 22-32-0-156.

**RECEIVING:** MCM-Greg Livingston 13-134; Jeret Smith 11-62; Chris Simpson 5-34; Barrett Cain 4-29; Jaoshua Chatman 4-21; Paxton Grayer 4-21; Billy Cole III 1-9; Courte Gilbert 1-6; David McHugh 1-3; A.J. Singleton 1-3. UIW-Andrew Mocio 6-43; Brandon Yates 4-29; Marcus Wright 4-28; Joseph Sadler 4-18; Dominic Hamilton 2-30; Caleb Kocian 1-5; Matt Bass 1-3.

**INTERCEPTIONS:** MCM-None. UIW-Pady Giebler 1-28.

**FUMBLES:** MCM-None. UIW-Joseph Sadler 2-1.

**SACKS (UA-A):** MCM-Corey Hall 3-0; Jonathan Blair 1-1; Cory Pippen 1-0; Ryan Williams 1-0; Markell Rice 1-0; Scott Roberson 0-1. UIW-Aaron Willis 1-0; Nick Ginn 1-0.

**TACKLES (UA-A, min 5):** MCM-Greg Pinckney 8-3; Cory Pippen 8-2; Corey Hall 5-2; Scott Roberson 3-4; Desmond Guy 3-2. UIW-Robert Williams 5-6; Dakota Mawyer 4-6; Chaz Pavliska 4-4; Devan Avery 3-4; Aaron Willis 3-4; Pady Giebler 2-5; Nick Ginn 3-3; Juan Asencio 3-2; Brandon Terry 2-3.

**TARLETON STATE** **45**  
**INCARNATE WORD** **20**

October 27, 2012  
 San Antonio, Texas - Benson Stadium  
 Attendance: 2,069

## SCORING SUMMARY

	1	2	3	4	Final
Texans (4-4, 4-3)	17	14	0	14	45
Cardinals (2-7, 1-5)	0	3	7	10	20

Qtr	Time	Scoring play (Conversion)	Score
1	13:01	TSU - Rhodes 5 pass from Fenske (Barnes kick)	7-0
1	6:31	TSU - Buckingham 13 pass from Fenske (Barnes kick)	14-0
1	1:40	TSU - Barnes 29 field goal	17-0
2	12:22	UIW - Meza 28 field goal	17-3
2	7:59	TSU - Buckingham 9 pass from Fenske (Barnes kick)	24-3
2	0:17	TSU - Frye 75 pass from Fenske (Barnes kick)	31-3
3	6:13	UIW - Hadnot 10 pass from Woods (Meza kick)	31-10
4	11:50	UIW - Meza 45 field goal	31-13
4	8:05	TSU - Fenske 1 run (Barnes kick)	38-13
4	3:09	TSU - Plata 8 pass from Fenske (Barnes kick)	45-13
4	0:19	UIW - Woods 4 run (Meza kick)	45-20

## TEAM STATISTICS

Team Statistics	TSU	UIW
First Downs	18	15
Rushes-Yards (NET)	28-117	39-114
Passing Yards (NET)	280	149
Passes Att-Comp-Int	38-26-3	37-20-1
Total Offense Plays-Yards	66-397	76-263
Fumble Returns-Yards	0-0	0-0
Punt Returns-Yards	2-18	1-1
Kickoff Returns-Yards	4-107	7-120
Interception Returns-Yards	1-0	3-72
Punts (Number-Avg)	4-46.2	7-31.1
Fumbles-Lost	1-0	3-2
Penalties-Yards	4-39	6-50
Possession Time	24:54	35:06
Third-Down Conversions	4 of 12	6 of 20
Fourth-Down Conversions	2 of 3	3 of 4
Red-Zone Scores-Chances	6-6	4-4
Sacks By: Number-Yards	6-19	1-9

**Kickoff time:** 7:00 pm **Ending Time:** 9:53 pm **Elapsed:** 2:53  
**Officials:** Referee: Joe Horn; Umpire: Timothy Hendrix;  
 Linesman: Troy Wolfe; Line Judge: Tony Wright, Jr.; Back  
 Judge: Randy Adams; Field Judge: Nate Blackwood; Side  
 Judge: Anthony Bass

**Temp.:** 57 **Wind:** 8 N **Weather:** Overcast

## INDIVIDUAL STATISTICS

**RUSHING:** TSU-Vaughn Smith 17-83; Savion Washington 3-29; Marquis Wadley 1-8; Andre Plata 2-0; Jake Fenske 5-(-3). UIW-Taylor Woods 16-42; Trent Rios 11-39; Matt Bass 3-13; Joseph Sadler 1-13; Marcus Wright 3-11; Zach Rhodes 3-8; TEAM 2-(-12).

**PASSING:** TSU-Jake Fenske 26-38-3-280. UIW-Taylor Woods 18-35-1-145; Zach Rhodes 2-2-0-4.

**RECEIVING:** TSU-Arthur Buckingham 7-45; Jamal Mays 5-35; Jeken Frye 4-114; Clifton Rhodes III 3-40; Andre Plata 3-35; Vaughn Smith 3-8; Cordell Valentine 1-3. UIW-Trent Rios 8-9; Dominic Hamilton 5-64; Andrew Mocio 4-51; Kent Hadnot 2-19; Clint Killough 1-6.

**INTERCEPTIONS:** TSU-Blair Johnson 1-0. UIW-Devin Haywood 1-36; Chaz Pavliska 1-20; Robert Williams 1-16.

**FUMBLES:** TSU-Jake Fenske 1-0. UIW-TEAM 1-0; Taylor Woods 1-1; Matt Bass 1-1.

**SACKS (UA-A):** TSU-Rufus Johnson 2-0; Marc Martinez 1-0; Matt Knicky 1-0; Devin Figures 1-0; Kade Cole 0-1; Chance Wallace 0-1. UIW-Robby Horton 1-0.

**TACKLES (UA-A, min 5):** TSU-Marquis Wadley 7-5; Blair Johnson 4-3; Rufus Johnson 5-1; Marc Martinez 3-3; Brian Ford 4-1. UIW-Juan Asencio 3-4; Chaz Pavliska 5-1; Aaron Willis 2-4.

# CARDINALS FOOTBALL 2013

**INCARNATE WORD** **21**  
**ANGELO STATE** **38**

November 3, 2012  
 San Angelo, Texas - San Angelo Stadium  
 Attendance: 6,457

## SCORING SUMMARY

	1	2	3	4	Final
Cardinals (2-8, 1-6)	7	0	0	14	21
Rams (5-5, 4-3)	7	7	7	17	38

Qtr	Time	Scoring play (Conversion)	Score
1	9:16	ASU - Akins 15 pass from Washington (Martin kick)	0-7
1	0:50	UIW - Rios 4 pass from Woods (Meza kick)	7-7
2	4:55	ASU - Roberts 3 run (Martin kick)	7-14
3	14:53	ASU - Ross 13 fumble recovery (Martin kick)	7-21
4	13:48	UIW - Hamilton 14 pass from Woods (Meza kick)	14-21
4	11:10	ASU - Williams 48 pass from Washington (Martin kick)	14-28
4	7:48	ASU - Knight 45 pass from Washington (Martin kick)	14-35
4	0:45	ASU - Martin 22 field goal	14-38
4	0:22	UIW - Wright 70 run (Meza kick)	21-38

## TEAM STATISTICS

Team Statistics	UIW	ASU
First Downs	14	18
Rushes-Yards (NET)	32-174	41-151
Passing Yards (NET)	86	189
Passes Att-Comp-Int	25-13-1	17-12-1
Total Offense Plays-Yards	57-260	58-340
Fumble Returns-Yards	0-0	1-13
Punt Returns-Yards	2-8	4-27
Kickoff Returns-Yards	5-99	3-39
Interception Returns-Yards	1-0	1-9
Punts (Number-Avg)	7-45.3	5-37.0
Fumbles-Lost	3-1	2-0
Penalties-Yards	11-82	8-89
Possession Time	30:31	29:29
Third-Down Conversions	5 of 16	5 of 12
Fourth-Down Conversions	0 of 1	0 of 0
Red-Zone Scores-Chances	2-2	3-3
Sacks By: Number-Yards	4-30	4-13

**Kickoff time:** 2:00 pm **Ending Time:** 4:45 pm **Elapsed:** 2:45  
**Officials:** Not Available

**Temp.:** NA **Wind:** NA **Weather:** NA

## INDIVIDUAL STATISTICS

**RUSHING:** UIW-Trent Rios 13-83; Marcus Wright 3-82; Taylor woods 16-9. ASU-Donavan Roberts 12-59; Samir Baker 5-36; Warren Truesdale 2-28; Jermie Calhoun 6-18; Kyle Washington 9-13; Blake Smith 2-7; Avery Rigg 2-6; TEAM 1-0; Michael Cochran 2-(-16).

**PASSING:** UIW-Taylor Woods 13-25-1-86. ASU-Kyle Washington 12-16-0-189; Michael Cochran 0-1-1-0.

**RECEIVING:** UIW-Trent Rios 5-33; Clint Killough 4-22; Dominic Hamilton 3-29; Andrew Mocio 1-2. ASU-Talon Smith 3-32; Excelle Osborne 3-24; Joey Knight 2-58; Antwon Williams 2-55; C.J. Akins 1-15; Donovan Roberts 1-5.

**INTERCEPTIONS:** UIW-Kielyn Lewis 1-0. ASU-Stetson Edwards 1-9.

**FUMBLES:** UIW-Taylor Woods 2-0; Joseph Sadler 1-1. ASU-Kyle Washington 1-0; Michael Cochran 1-0.

**SACKS (UA-A):** UIW-Juan Asencio 3-0; Juston Edwards 1-0. ASU-Austin Benson 3-1; Clayton Callicutt 0-1.

**TACKLES (UA-A, min 5):** UIW-Nick Ginn 1-8; Devin Haywood 5-2; Chaz Pavliska 4-2; Dakota Mawyer 3-3; Aaron Willis 0-6. ASU-Matthew Gholston 4-4; Austin Benson 4-4; Jonathan Family 5-1; Alvin Johnson 3-2; Jeremy Johnson 1-4.

**ABILENE CHRISTIAN** **24**  
**INCARNATE WORD** **12**

November 10, 2012  
 San Antonio, Texas - Benson Stadium  
 Attendance: 2,649

## SCORING SUMMARY

	1	2	3	4	Final
Wildcats (7-4, 4-4)	3	14	0	7	24
Cardinals (2-9, 1-7)	6	0	3	3	12

Qtr	Time	Scoring play (Conversion)	Score
1	14:30	ACU - Owens 27 field goal	3-0
1	6:25	UIW - Meza 43 field goal	3-3
1	0:42	UIW - Meza 28 field goal	3-6
2	14:42	ACU - West 87 pass from Gale (Owens kick)	10-6
2	2:58	ACU - Hogg 80 pass from Gale (Owens kick)	17-6
3	7:20	UIW - Meza 37 field goal	17-9
4	11:16	UIW - Meza 26 field goal	17-12
4	8:17	ACU - West 5 run (Owens kick)	24-12

## TEAM STATISTICS

Team Statistics	ACU	UIW
First Downs	18	20
Rushes-Yards (NET)	18-76	46-181
Passing Yards (NET)	408	104
Passes Att-Comp-Int	36-25-1	25-16-0
Total Offense Plays-Yards	54-484	71-285
Fumble Returns-Yards	0-0	0-0
Punt Returns-Yards	0-0	0-0
Kickoff Returns-Yards	3-61	2-7
Interception Returns-Yards	0-0	1-55
Punts (Number-Avg)	1-18.0	2-32.0
Fumbles-Lost	0-0	2-2
Penalties-Yards	8-89	4-27
Possession Time	23:54	36:06
Third-Down Conversions	1 of 8	5 of 16
Fourth-Down Conversions	0 of 3	2 of 3
Red-Zone Scores-Chances	2-3	3-4
Sacks By: Number-Yards	4-44	2-3

**Kickoff time:** 7:00 pm **Ending Time:** 9:28 pm **Elapsed:** 2:28  
**Officials:** Not Available

**Temp.:** 76 **Wind:** 16 SE **Weather:**

## INDIVIDUAL STATISTICS

**RUSHING:** ACU-Charcandrick West 11-72; JD Baker 2-11; Darrell Cantu-Harkless 1-0; Mitchell Gale 2-(-3); TEAM 2-(-4). UIW-Trent Rios 19-101; Brenan Furtado 4-45; Marcus Wright 8-35; Taylor Woods 14-19; Clint Killough 1-(-19).

**PASSING:** ACU-Mitchell Gale 25-36-1-408. UIW-Taylor Woods 16-25-0-104.

**RECEIVING:** ACU-Darrell Cantu-Harkless 9-102; Demarcus Thompson 5-70; Charcandrick West 4-109; Darian Hogg 3-92; Jonathan Parker 2-19; Temi Ogunleye 1-13; Taylor Gabriel 1-3. UIW-Trent Rios 7-12; Andrew Mocio 3-56; Dominic Hamilton 2-21; Kent Hadnot 2-13; Brenan Furtado 1-4; Clint Killough 1-(-2).

**INTERCEPTIONS:** ACU-None. UIW-Kielyn Lewis 1-55.

**FUMBLES:** ACU-None. UIW-Taylor Woods 1-1; Marcus Wright 1-1.

**SACKS (UA-A):** ACU-Justin Stephens 1-0; Nick Richardson 0-1; Angel Lopez 0-1; Kolby Rowe 1-0; Brandon Dornak 1-0. UIW-Devin Haywood 0-1; Nick Ginn 1-0; Juan Asencio 0-1.

**TACKLES (UA-A, min 5):** ACU-Justin Stephens 11-3; Mike Wallace 8-2; Steven Ford 3-4; Nick Richardson 3-3; Angel Lopez 4-1. UIW-Chaz Pavliska 4-8; Aaron Willis 2-3.

# THE SOUTHLAND CONFERENCE



Southland Conference Mileage Chart

Team	ACU	UCA	HBU	UIW	LU	MCN	UNO	NICH	NSU	ORU	SHSU	SLU	SFA	AMCC
Abilene Christian	---	523	409	245	461	526	702	670	436	398	341	669	364	390
Central Arkansas	523	---	464	624	430	464	473	589	310	244	415	500	321	754
Houston Baptist	409	464	---	198	88	144	348	316	229	495	70	314	142	219
Incarnate Word	245	624	198	---	284	340	544	512	424	550	226	510	324	143
Lamar	461	430	88	284	---	60	261	231	157	479	112	226	124	307
McNeese State	526	464	144	340	60	---	206	171	121	517	172	166	161	363
New Orleans	702	473	348	544	261	206	---	65	272	692	392	58	388	566
Nicholls State	670	589	316	512	231	171	65	---	229	639	343	88	329	536
Northwestern State	436	310	229	424	157	121	229	229	---	406	180	208	109	488
Oral Roberts	398	244	495	550	479	517	639	639	406	---	426	624	362	668
Sam Houston State	341	415	70	226	112	172	343	343	180	426	---	338	94	290
Southeastern Louisiana	669	500	314	510	226	166	88	88	208	624	338	---	311	535
Stephen F. Austin	364	321	142	324	124	161	329	329	109	362	94	311	---	361
Texas A&M-Corpus Christi	390	754	219	143	307	363	536	536	488	668	209	535	361	---

In an era of considerable change in intercollegiate athletics, the Southland Conference continues to be a model of innovation, stability and consistent achievement as it celebrates a half-century of the academic and athletic accomplishments of its member institutions.

Commemorating its 50<sup>th</sup> anniversary in 2013, the Southland Conference has transformed itself into a dynamic and respected consortium of 14 member universities in four states. Beginning with a historic meeting of five institutions in Dallas on March 15, 1963, the Southland Conference set on an extraordinary course that has proven successful well into its five decades of existence.

The successful transformation continues, as the Southland Conference welcomed the addition of Oral Roberts University in 2012-13, marking the league's first entry into the state of Oklahoma. Also, on July 1, 2013, the Southland welcomed four additional members: Abilene Christian University, Houston Baptist University, the University of the Incarnate Word in San Antonio, and the University of New Orleans.

In addition to its newest members, the Southland Conference also consists of the University of Central Arkansas, Lamar University, McNeese State University, Nicholls State University, Northwestern State University, Sam Houston State University, Southeastern Louisiana University, Stephen F. Austin State University and Texas A&M University-Corpus Christi.

An original Southland member, Abilene Christian rejoins the league as one of the most decorated athletic programs in NCAA history, and the addition of Houston Baptist, Incarnate Word and New Orleans gives the Southland a regular competitive presence in the key metropolitan areas of Houston, San Antonio and New Orleans. Southland cities encompass approximately 14.5 million people, and seven of its television markets rank among the top 100 in the U.S.

All told, the membership of the Southland encompasses nearly 140,000 current students and an alumni base of nearly 800,000. Famous alums from current Southland Conference schools include former CBS news anchor Dan Rather (Sam Houston State), NBA executive Joe Dumars (McNeese State), ABC news anchor Robin Roberts (Southeastern Louisiana), Major League Baseball star Wade Miley (Southeastern Louisiana), NBA legend Scottie Pippen (Central Arkansas), and track and field Olympians Kenta Bell (Northwestern State), and Bobby Morrow and Billy Olson (both Abilene Christian).

Other notable alums from current members include Grammy Award-winning musicians Frank Ocean (New Orleans), Don Henley and Rodney Crowell (both Stephen F. Austin), and Ronnie Dunn (Abilene Christian), television personality and actress Ellen DeGeneres (New Orleans), current NFL standouts Lardarius Webb (Nicholls State), Terrence McGee (Northwestern State), and Daniel Manning (Abilene Christian), professional golfers Shawn Stefani and Chris Stroud (both Lamar) and Colin Montgomerie (HBU), award-winning filmmaker Richard Linklater (Sam Houston State), American Idol winner Kris Allen (Central Arkansas), NFL Hall of Famer Jackie Harris (Northwestern State), former NFL standouts Bobby Hebert (Northwestern State), Gary Barbaro (Nicholls State), Wilbert Montgomery (Abilene Christian) and Gary Reasons (Northwestern State), former MLB stars Darryl Hamilton (Nicholls State) and Kevin Millar (Lamar), NCAA football coach Charlie Strong (Central Arkansas), TV personality Kathie Lee Gifford (Oral Roberts), actors John Larroquette (New Orleans), and Ricardo Chavira and Jesse Borrego (both UIW) and

NFL coaching legend O.A. "Bum" Phillips (Lamar and Stephen F. Austin).

The Southland sponsors 17 championship sports, all at the NCAA Division I level. The eight men's sports include baseball, basketball, cross country, football, golf, tennis, and indoor and outdoor track and field. The women compete for nine championships in basketball, cross country, golf, soccer, softball, tennis, indoor and outdoor track and field, and volleyball. The conference earns automatic qualification to NCAA championships in baseball, men's and women's basketball, men's and women's cross country, football, men's and women's golf, women's soccer, softball, men's and women's tennis, and volleyball.

Continuing its tradition of innovation, the league launched the Southland Conference Television Network in the fall of 2008 and has broadcast more than 160 events. The network has expanded its reach to roughly 13 million households throughout Texas, Louisiana, Arkansas and Oklahoma in recent years, and has also gained national viewership through ESPN3 and Fox College Sports. In its first five years, the network has received recognition for its work, earning numerous College Sports Media and Telly Awards.

The Southland Conference, in conjunction with the city of Frisco, Texas, and Hunt Sports Group, also serves as the host to the NCAA Division I Football Championship Game in Frisco, which has been home to the conference headquarters since 2006. The game is played at Frisco's FC Dallas Stadium, and after a successful three-year run, the partnership was rewarded with a three-year renewal to serve as the national championship host site through the 2015 season.

Southland Conference football ranks among the best Football Championship Subdivision leagues in the nation, and enjoys an annual expectation of competing for the national championship with multiple teams advancing to the NCAA play-offs each year. In 2011 and 2012, Sam Houston State advanced to the NCAA national championship game. Also, in 2002 and 2003, McNeese State finished the regular season ranked No. 1 in the nation, and advanced to the 2002 national championship contest. The conference has been represented in eight national championship games since the league joined the FCS (formerly I-AA) in 1982. All told, Southland teams have played in 104 Division I playoff games in 31 years, winning 51 of the contests.

Historically, the Southland's successful football heritage has sustained itself through numerous membership and classification changes. The Southland joined the NCAA College Division in 1968, and was designated as NCAA Division II in 1973 before joining Division I in 1975. The Southland was an NCAA Division I-A league from 1978-81, before joining the ranks of FCS in 1982, its home ever since.

During its tenure as a Division I-A conference, the Southland Conference initiated the startup of the Shreveport, La.-based Independence Bowl in 1976. The Southland representative served as the host team of the bowl until 1980, compiling a 2-3 record in those contests.

The conference can lay claim to five national championships, including College Division championships through former members Arkansas State (1970, UPI) and Louisiana Tech (1972, National Football Foundation). Louisiana Tech also won the first NCAA-sanctioned national title, winning the Division II playoffs in 1973. Tech followed that with the UPI's Division II national championship in 1974. Louisiana-Monroe won the 1987 Division

I-AA national championship.

McNeese State, which has made 14 appearances in the national playoffs, also played in the 1997 NCAA Division I Championship game, while Stephen F. Austin played in the 1989 title contest and has six playoff appearances, including 2009 and 2010. Northwestern State has played in the playoffs six times, and advanced to the semifinals in 1998, while Sam Houston State has earned six trips to the postseason, including the semifinals in 2004. Nicholls State has participated three times in the playoffs, and Central Arkansas has made consecutive playoff appearances in 2011 and 2012. On four occasions, the Southland has placed three teams in the NCAA playoffs.

The Southland has produced 168 first-team football All-Americans during its history and in 2010, Stephen F. Austin quarterback Jeremy Moses became the first player in Southland history to receive the Walter Payton Award, which is presented annually to the most outstanding football player at the FCS level.

The Southland is one of five FCS conferences with at least 200 selections (206) in the National Football League draft. There have been 26 Southland players taken in the draft since 2000, including Southeastern Louisiana defensive back Robert Alford, who was picked as the first FCS player in the second round of the 2013 draft. There are 20 former Southland players on NFL rosters heading into the 2013 season.

Southland Conference alums in the NFL include Buffalo's Terrence McGee (Northwestern State) and Chicago's Josh McCown (Sam Houston State), who have each been in the league for the last 11 seasons. Other recent NFL additions from the Southland include Green Bay's Kevin Hughes (Southeastern Louisiana), St. Louis' Jabara Williams (Stephen F. Austin) Washington's Devin Holland (McNeese State), Atlanta's Marcus Jackson (Lamar) and Cleveland's Dominique Croom (Central Arkansas).

The Southland has seen former Nicholls State players win Super Bowl rings in two of the last three seasons, as former Colonel Antonio Robinson was a member of the Green Bay Packers' Super Bowl XLV champions. And, Nicholls-ex Lardarius Webb was a member of the Super Bowl XLVII champion Baltimore Ravens.

Among the former NFL stars from the Southland include Fred Dean, who was inducted to the Professional Football Hall of Fame in 2008 to become the first former Southland Conference player to earn induction in Canton. Other great NFL players from the Southland include Super Bowl XXIX quarterback Stan Humphries, Bill Bergey, Mike Barber, Fred Barnett, Bubby Brister, Ray Brown, Roger Carr, Larry Centers, Bruce Collie, Jackie Harris, Buford Jordan, Tim McKyer, Kavika Pittman, Billy Ryckman, Rickey Sanders, Eugene Seale, Rafael Septien, Terrance Shaw, Marcus Spears, Pat Tilley and Marvin Upshaw.

The Southland Conference has also seen its share of great coaches during its history in Maxie Lambright, Ernie Duplechin, Sam Goodwin, Jack Doland, Bennie Ellender, Bobby Keasler, Larry Lacewell, Bill Davidson, Dennis Franchione, Pat Collins, and Ron Randleman.

In addition to football, the Southland Conference can point to a number of accomplishments in all sports.

Men's basketball has experienced a tremendous amount of success during the Southland's 50 years. The league has sent four teams to the NCAA Sweet Sixteen, as well as a squad to the NIT Final Four. Basketball stars Karl Malone, Joe Dumars, Jeff Foster, Dwight "Bo" Lamar, Andrew Toney and Mike Oliver played in

the Southland Conference. In 2006, Northwestern State, playing as the No. 14 seed in the NCAA tournament, defeated No. 3 seed Iowa, 64-63, in first-round action. The league also saw three of its current teams, including newcomer Oral Roberts, reach the postseason in 2012.

Coaches such as Billy Tubbs, Mike Vining, Scotty Robertson, Jack Martin, Andy Russo, Bob Marlin, Danny Kaspar, Mike McConathy, Bobby Paschal and Pat Foster have led successful teams in the Southland.

In women's basketball, the Southland also has its share of tradition with former member Louisiana-Monroe advancing to the 1985 NCAA Women's Final Four, and Stephen F. Austin sustaining itself as one of the most successful programs in the history of the sport. In 2008, the Ladyjacks became the eighth program in NCAA Division I history to record more than 800 wins.

In each of the last four seasons, at least three Southland teams reached the postseason, and in 2012, four women's squads earned postseason berths. A Southland team has played in the WNIT 13 times, including each of the last seven years. Women's basketball all-stars have included Eun Jung Lee, Lisa Ingram, Portia Hill, Deneen Parker, Katrina Price, and Joskeen Garner, and coaches such as Gary Blair, Linda Sharp, James Smith and Linda Harper.

Baseball has emerged as a constant Southland Conference strength with the league earning numerous national rankings and NCAA tournament berths. The Southland consistently ranks among the top-10 conferences in the country. In 2011, 50 of the league's 150 non-conference victories came against the Big 12, Conference USA, Sun Belt and SEC. Major leaguers such as Ben Sheets, Micah Hoffpauir, Hunter Pence, David Segui, Brian Lawrence, Ben Broussard, Chuck Finley, Jerald Clark, and Terry Matthews once played in the Southland.

In 2012, Southeastern Louisiana's Stefan Lopez became the league's second winner of the national Stopper of the Year Award, which is selected by the National Collegiate Baseball Writers. Sam Houston State's Luke Prihoda won the award in 2007. Only the Big 12 has had more players win this award.

The Southland also fares well each year in the Major League Draft, but for the first time in conference history, two Southland players were selected in the first round of the 2013 draft. Stephen F. Austin shortstop Hunter Dozier was picked eighth by the Kansas City Royals making the Southland player and hitter of the year the league's top draft pick in any sport. Later in the first round, the Texas Rangers selected Oral Roberts right-handed pitcher Alex Gonzalez, Southland pitcher of the year, with the 23rd overall pick. The Southland has had eight first-round picks in its history.

In 2011, Lamar mentor Jim Gilligan became the first Southland coach to reach 1,200 career victories, ranking him sixth-best in the NCAA among active Division I coaches and 24th all-time. He leads an impressive list of coaches who have patrolled Southland Conference dugouts, including Mark Johnson, Mike Bianco, John Cohen, Mitch Gaspard, Smoke Laval, Butch McBroom, Pat Patterson, Tony Robichaux, Dave Van Horn and Jim Wells.

Softball continues to enjoy success on a national level, beating nationally-ranked opponents every year since 1995, including McNeese State's win at No. 1 Arizona State early in the 2012 season. In 2011, the league had four wins against ranked opponents, including a win by Stephen F. Austin at No. 3 Texas.

In 20 years of NCAA tournament competition the Southland has racked up 15 wins.

The Southland also has a proud history in volleyball with former member Texas-Arlington representing the conference numerous times in the NCAA tournament, including a run to the NCAA Volleyball Final Four in 1989.

Track and field has also served as a proud asset for the Southland Conference as the league has produced numerous national champions and Olympic medalists. The Southland boasts 28 men and three women student-athletes who have won NCAA track and field national championships, including Northwestern State's Trecey Rew, who won the women's discus in 2011, Texas A&M-Corpus Christi's Shadrack Songok (10,000-meter run) in 2007 and 2008 and McNeese State's Brad Gebauer (pole vault) in 2007. The league has also produced U.S. Olympic track and field medalists Earl Bell, Thomas Hill, Al Joyner, Charles Austin, and Liudmila Litvinova, along with other Olympians. With the addition of 10 more All-Americans in 2012, the league continues to find national success in both indoor and outdoor track and field. In the indoor circuit, the Southland boasts 66 unique all-time All-Americans that have won a combined 11 national championships. Likewise, in the outdoor season, the league has seen 158 different All-Americans, including 128 men and 30 women, who have combined to win 21 national championships.

Golf has traditionally been a strong Southland sport as exemplified by Lamar men's golfer Chris Stroud, who finished third individually at the 2003 NCAA National Championship and is a member of the PGA Tour. Both Stroud and former Southeastern Louisiana golfer Hugo Leon competed in the 2010 U.S. Open. Lamar alum Shawn Stefani had a pair of top seven finishes through the midway point of the 2013 PGA tour. The league has sent multiple teams into postseason play on numerous occasions, including in 2012 when three Southland teams – Lamar, Southeastern Louisiana and Texas-Arlington – competed in the NCAA tournament. Additionally, during the past five seasons the Southland has sent 12 golfers to compete as individuals in regional play with five in 2009, three more in 2010, one each in 2011 and 2012 and two in 2013. Lamar won a pair of NCAA Division II national championships in 1967 and 1968, and also produced PGA player Ronnie Black.

In 2005, Lamar's Dawie Van Der Walt finished fourth individually and Lamar tied for 12th place at the NCAA Men's Golf Championship, before the Cardinals tied for ninth in 2006 and tied for third in 2007. Former Lamar golfer Casey Clendenon advanced to the semifinals of the U.S. Amateur in 2007.

In women's tennis, Southeastern Louisiana won 46 consecutive conference matches during a four-year period that began in 2005, while in men's tennis Texas A&M-Corpus Christi has played in the NCAA tournament five times in the last seven years.

The conference has increased sponsorship and championship opportunities for female student-athletes in recent years, adding women's golf and soccer as league sports.

In women's soccer, Stephen F. Austin midfielder Kylie Louw became the first player in conference history to earn All-America honors, when she earned third-team mention by the National Soccer Coaches Association of America. A member of the South Africa Olympic team during the 2012 London Olympics, she also garnered first-team Academic All-America Honors from the College Sports Information Directors of America. The Ladyjacks have gone 72-12-8 (.826) in conference play during the last 10

seasons.

In women's golf, the Southland sent two teams to 2012 NCAA regional play for the first time since the league added the sport in 2002. Lamar leads all league teams with four team championships during that span.

The Southland Conference has repeatedly demonstrated its commitment to the academic and athletic success of its student-athletes. With the F.L. McDonald Postgraduate Scholarship Award, the league annually honors one male and one female scholar-athlete with a stipend for postgraduate study. The Scholar-Athlete Award is given to each institution's male and female student-athlete with the highest grade-point average. The Steve McCarty Citizenship Award, initiated in 2005-06 and named after the former Stephen F. Austin athletic director, properly recognizes accomplishments off the court for a male and female student-athlete. Also, student-athletes with grade-point averages above 3.0 are honored on the Southland's annual All-Academic teams and Commissioner's Honor Roll. A record 979 student-athletes appeared on the honor roll following the 2012 spring semester, and total of 1,545 student-athletes earned a spot on the honor roll at the end of the fall and spring semesters during the 2012-13 academic year.

While successful on the fields and courts, the Southland Conference has repeatedly demonstrated its commitment to the academic and athletic success of its student-athletes.

The conference continues to make great strides in the classroom. During the last seven years, no other Division I conference has improved its Academic Progress Rate as well as the Southland Conference has. In fact, in 2009-10, the Southland ranked 10th among the 31 Division I leagues in men's basketball APR. The academic progress the league has shown ultimately leads to higher graduation rates for our student-athletes.

In addition to providing expanding opportunities for student-athletes, the Southland Conference and its member institutions are very involved in various community outreach programs. Many of these programs provide positive life skills training such as academics, citizenship and leadership to school-aged students in Southland communities.

## TEAM CHAMPIONSHIPS

McNeese State.....	13
Louisiana Tech*.....	8
Arkansas State*.....	7
Sam Houston State.....	5
Lamar.....	4
Northwestern State.....	4
Stephen F. Austin.....	4
Louisiana-Monroe*.....	4
UT Arlington*.....	3
Troy*.....	3
Texas State*.....	2
North Texas*.....	2
Nicholls State.....	1
Trinity*.....	1
Central Arkansas.....	1

\* Indicates former Southland Conference member



## POSTSEASON AWARDS

### Coach of the Year

1964.....	Bennie Ellender, Arkansas State
1965.....	Chena Gilstrap, UT Arlington
1966.....	Burley Bearden, UT Arlington
1967.....	Burley Bearden, UT Arlington
1968.....	Bennie Ellender, Arkansas State
1969.....	Bennie Ellender, Arkansas State
1970.....	Bennie Ellender, Arkansas State
.....	Vernon Glass, Lamar
1971.....	Maxie Lambright, Louisiana Tech
1972.....	Maxie Lambright, Louisiana Tech
1973.....	Maxie Lambright, Louisiana Tech
1974.....	Vernon Glass, Lamar
1975.....	Bill Davidson, Arkansas State
1976.....	Jack Doland, McNeese State
1977.....	Maxie Lambright, Louisiana Tech
1978.....	Bill Davidson, Arkansas State
1979.....	Ernie Duplechin, McNeese State
1980.....	Sam Robertson, Louisiana-Lafayette
1981.....	Bud Elliott, UT Arlington
1982.....	Billy Brewer, Louisiana Tech
1983.....	Corky Nelson, North Texas
1984.....	A. L. Williams, Louisiana Tech
1985.....	Larry Laceywell, Arkansas State
1986.....	Larry Laceywell, Arkansas State
1987.....	Pat Collins, Louisiana-Monroe
1988.....	Sam Goodwin, Northwestern State
1989.....	Lynn Graves, Stephen F. Austin
1990.....	Bobby Keasler, McNeese State
1991.....	Bobby Keasler, McNeese State
.....	Ron Randleman, Sam Houston State
1992.....	Dave Roberts, Louisiana-Monroe
1993.....	Bobby Keasler, McNeese State
1994.....	Matt Simon, North Texas
1995.....	Bobby Keasler, McNeese State
1996.....	Darren Barbier, Nicholls State
1997.....	Sam Goodwin, Northwestern State
.....	Bobby Keasler, McNeese State
1998.....	Sam Goodwin, Northwestern State
1999.....	Larry Blakeney, Troy
2000.....	Larry Blakeney, Troy
2001.....	Ron Randleman, Sam Houston State
2002.....	Daryl Daye, Nicholls State
2003.....	Tommy Tate, McNeese State
2004.....	Scott Stoker, Northwestern State
2005.....	Jay Thomas, Nicholls State
2006.....	Matt Viator, McNeese State
2007.....	Matt Viator, McNeese State
2008.....	Clint Conque, Central Arkansas
2009.....	J.C. Harper, Stephen F. Austin
2010.....	J.C. Harper, Stephen F. Austin
2011.....	Willie Fritz, Sam Houston State
2012.....	Clint Conque, Central Arkansas

## Year-By-Year Southland Champions

1964.....	Lamar	1990.....	Louisiana-Monroe
1965.....	Lamar	1991.....	McNeese State
1966.....	UT Arlington	.....	Sam Houston State
.....	Lamar	1992.....	Louisiana-Monroe
1967.....	UT Arlington	1993.....	McNeese State
1968.....	Arkansas State	1994.....	North Texas
1969.....	Arkansas State	1995.....	McNeese State
1970.....	Arkansas State	1996.....	Troy
1971.....	Louisiana Tech	1997.....	McNeese State
.....	Lamar	.....	Northwestern State
.....	Trinity	1998.....	Northwestern State
1972.....	Louisiana Tech	1999.....	Troy
1973.....	Louisiana Tech	.....	Stephen F. Austin
1974.....	Louisiana Tech	2000.....	Troy
1975.....	Arkansas State	2001.....	Sam Houston State
1976.....	McNeese State	.....	McNeese State
1977.....	Louisiana Tech	2002.....	McNeese State
1978.....	Louisiana Tech	2003.....	McNeese State
.....	Arkansas State	2004.....	Northwestern State
1979.....	McNeese State	.....	Sam Houston State
1980.....	McNeese State	2005.....	Nicholls State
1981.....	UT Arlington	.....	Texas State
1982.....	Louisiana Tech	2006.....	McNeese State
1983.....	North Texas	2007.....	McNeese State
.....	Louisiana-Monroe	2008.....	Texas State
1984.....	Louisiana Tech	2009.....	McNeese State
1985.....	Arkansas State	.....	Stephen F. Austin
1986.....	Arkansas State	2010.....	Stephen F. Austin
1987.....	Louisiana-Monroe	2011.....	Sam Houston State
1988.....	Northwestern State	2012.....	Sam Houston State
1989.....	Stephen F. Austin	.....	Central Arkansas

## Player of the Year

1964-93	.....None selected
1994	.....Mitch Maher, North Texas
1995	.....Kerry Joseph, McNeese State
1996	.....Claude Mathis, Texas State
1997	.....Claude Mathis, Texas State
1998	.....Jermaine Jones, Northwestern State
1999	.....Chris Chaloupka, Sam Houston State
2000	.....C.J. Carroll, Texas State
2001	.....Josh McCown, Sam Houston State
2002	.....Hadley Prince, McNeese State
2003	.....B.J. Sams, McNeese State
2004	.....Dustin Long, Sam Houston State
2005	.....Barrick Nealy, Texas State
2006	.....Steven Whitehead, McNeese State
2007	.....Bryan Smith, McNeese State
2008	.....Nathan Brown, Central Arkansas
2009	.....Derrick Fourroux, McNeese State
.....	.....Jeremy Moses, Stephen F. Austin
2010	.....Jeremy Moses, Stephen F. Austin
2011	.....Tim Flanders, Sam Houston State
2012	.....Tim Flanders, Sam Houston State

## Offensive Player of the Year

1964	.....None selected
1965	.....Jackie Hall, Trinity
1966	.....Phil Primm, Trinity
1967	.....Mike Baylor, UT Arlington
1968	.....Frank McGuigan, Arkansas State
1969	.....Jim Lindsey, Abilene Christian
1970	.....Jim Lindsey, Abilene Christian
1971	.....Kenny Lantrip, Louisiana Tech
1972	.....Roger Carr, Louisiana Tech
1973	.....Denny Duron, Louisiana Tech
1974	.....Charles McDaniel, Louisiana Tech
1975	.....David Hines, Arkansas State
1976	.....Derrick Jensen, UT Arlington
1977	.....John Henry White, Louisiana Tech
.....	.....Derrick Jensen, UT Arlington
1978	.....Roy Dewalt, UT Arlington
1979	.....Roy Dewalt, UT Arlington
1980	.....Stephen Starring, McNeese State
1981	.....Buford Jordan, McNeese State
1982	.....Matt Dunigan, Louisiana Tech
1983	.....Greg Carter, North Texas
1984	.....Scotty Caldwell, UT Arlington
1985	.....Burton Murchison, Lamar
1986	.....Dwane Brown, Arkansas State
1987	.....Stan Humphries, Louisiana-Monroe
1988	.....Scott Davis, North Texas
1989	.....Todd Hammel, Stephen F. Austin
1990	.....Cisco Richard, Louisiana-Monroe
1991	.....Gilbert Price, Texas State
1992	.....Roosevelt Potts, Louisiana-Monroe
1993	.....Robert Cobb, Louisiana-Monroe
1994	.....Donald Wilkerson, Texas State
1995	.....Clarence Matthews, Northwestern State
1996	.....Patrick Palmer, Northwestern State
1997	.....Mikhael Ricks, Stephen F. Austin
1998	.....Montressa Kirby, Jacksonville State
1999	.....Chris Chaloupka, Sam Houston State
2000	.....Tony Taylor, Northwestern State
2001	.....Wes Pate, Stephen F. Austin
2002	.....Vick King, McNeese State
2003	.....Vick King, McNeese State

2004	.....Derrick Johnson, Northwestern State
2005	.....Yale Vannoy, Nicholls State
2006	.....D.D. Terry, Sam Houston State
2007	.....Nathan Brown, Central Arkansas
2008	.....Toddrick Pendland, McNeese State
2009	.....Bradley George, Texas State
2010	.....Jeremy Moses, Stephen F. Austin
2011	.....Richard Sincere, Sam Houston State
2012	.....Wynrick Smothers, Central Arkansas

## Defensive Player of the Year

1964	.....None selected
1965	.....Vernon McManus, Lamar
1966	.....Ken Ozee, UT Arlington
1967	.....Marvin Upshaw, Trinity
1968	.....Clovis Swinney, Arkansas State
1969	.....Clovis Swinney, Arkansas State
1970	.....Dennis Meyer, Arkansas State
1971	.....Dennis Meyer, Arkansas State
1972	.....Fred Dean, Louisiana Tech
1973	.....Joe McNeely, Louisiana Tech
1974	.....Fred Dean, Louisiana Tech
1975	.....Jerry Muckensturm, Arkansas State
1976	.....Roy Painter, Arkansas State
1977	.....Larry Anderson, Louisiana Tech
.....	.....Wesley Williams, Arkansas State
1978	.....Ardis McCann, Louisiana Tech
1979	.....Johnny Robinson, Louisiana Tech
1980	.....Daryl Burckel, McNeese State
1981	.....Rusty Guilbeau, McNeese State
1982	.....Bruce Daigle, Louisiana-Monroe
1983	.....Eugene Seale, Lamar
1984	.....Doug Landry, Louisiana Tech
1985	.....Doug Landry, Louisiana Tech
1986	.....Walter Johnson, Louisiana Tech
1987	.....John Kulakowski, Northwestern State
1988	.....Eric Lokey, Stephen F. Austin
1989	.....David Whitmore, Stephen F. Austin
1990	.....Mike Pierce, McNeese State
1991	.....Andre Carron, Northwestern State
1992	.....Terry Irving, McNeese State
1993	.....Terry Irving, McNeese State
1994	.....Vincent Landrum, McNeese State
1995	.....Kavika Pittman, McNeese State
1996	.....Pratt Lyons, Troy
1997	.....Tony Maranto, Northwestern State
1998	.....Charles Ayro, McNeese State
1999	.....Anthony Rabb, Troy
2000	.....Keith Davis, Sam Houston State
2001	.....Joe Judge, McNeese State
2002	.....Roy Locks, Northwestern State
2003	.....Brent Hafford, Stephen F. Austin
2004	.....Jamall Johnson, Northwestern State
2005	.....Fred Evans, Texas State
2006	.....Bryan Smith, McNeese State
2007	.....Kareem Moore, Nicholls State
2008	.....Larry Hart, Central Arkansas
2009	.....Larry Hart, Central Arkansas
.....	.....Tim Knicky, Stephen F. Austin
2010	.....Jabara Williams, Stephen F. Austin
2011	.....Darnell Taylor, Sam Houston State
2012	.....Darnell Taylor, Sam Houston State

## Freshman of the Year

1964-77	.....None selected
1978	.....Jessie Clark, Louisiana Tech
1979	.....Lee Charles Wright, Arkansas State
1980	.....Buford Jordon, McNeese State
.....	.....Joey Granger, McNeese State
1981	.....Willie Wiggins, UT Arlington
1982	.....Doug Landry, Louisiana Tech
1983	.....Walter Johnson, Louisiana Tech
1984	.....Dwane Brown, Arkansas State
1985	.....Brian McZeal, McNeese State
1986	.....Matt Stover, Louisiana Tech
1987	.....Scott Davis, North Texas
1988	.....Chuck Rawlinson, Stephen F. Austin
1989	.....Ken Naquin, McNeese State
1990	.....Cedric Walker, Stephen F. Austin
1991	.....Eric Acheson, McNeese State
.....	.....Darryl Pounds, Nicholls State
1992	.....Kerry Joseph, McNeese State
1993	.....Zach Bronson, McNeese State
1994	.....Claude Mathis, Texas State
1995	.....Jeremiah Trotter, Stephen F. Austin
1996	.....Victor McKnight, Sam Houston State
1997	.....Matt Dominguez, Sam Houston State
1998	.....Jessie Burton, McNeese State
1999	.....Reggie Stancil, Jacksonville, State
2000	.....Josh Son, Nicholls State
2001	.....Lejuan Walker, Nicholls State
2002	.....Tony Tompkins, Stephen F. Austin
2003	.....Chance Dennis, Stephen F. Austin
2004	.....Broderick Cole, Nicholls State
2005	.....Blake Bercegeay, McNeese State
2006	.....Derrick Fourroux, McNeese State
2007	.....Karrington Bush, Texas State
2008	.....Simmie Yarborough, Southeastern La.
2009	.....Malcolm Bronson, McNeese State
2010	.....Jestin Love, Central Arkansas
.....	.....Tim Flanders, Sam Houston State
2011	.....Jordan Wells, Southeastern La.
2012	.....Jonathan Woodard, Central Arkansas

## Newcomer of the Year

1964-90	.....None selected
1991	.....Wendal Lowrey, Louisiana-Monroe
1992	.....Terrance Brown, North Texas
1993	.....Irving Spikes, Louisiana-Monroe
1994	.....Chad Reeves, McNeese State
1995	.....Tim Denton, Sam Houston State
1996	.....John Emery, Nicholls State
1997	.....Ronnie Powell, Northwestern State
1998	.....Sperguson Wynn, Texas State
1999	.....Chris Chaloupka, Sam Houston State
2000	.....Demontray Carter, Troy
2001	.....Craig Nall, Northwestern State
2002	.....Roderick Royal, McNeese State
2003	.....Jamall Johnson, Northwestern State
2004	.....Fred Evans, Texas State
2005	.....Joseph Tobias, Nicholls State
2006	.....Kareem Moore, Nicholls State
2007	.....Lardarius Webb, Nicholls State
2008	.....Duane Brooks, Stephen F. Austin
2009	.....Andre Banks, Stephen F. Austin
2010	.....Andre Anderson, McNeese State
2011	.....Willie Jefferson, Stephen F. Austin
2012	.....Kevin Johnson, Lamar

# CARDINALS FOOTBALL 2013

## 2012 SLC Standings

	Overall			SLC		
	W	L	Pct.	W	L	Pct.
Sam Houston St.	11	4	.733	6	1	.857
Central Arkansas	9	3	.750	6	1	.857
SE Louisiana	5	6	.455	5	2	.714
Stephen F. Austin	5	6	.455	4	3	.571
McNeese State	7	4	.636	4	3	.571
Northwestern St.	4	7	.364	2	5	.286
Lamar	4	8	.333	1	6	.143
Nicholls State	1	10	.091	0	7	.000

### PLAYER OF THE YEAR

Timothy Flanders, Sam Houston State

### OFFENSIVE PLAYER OF THE YEAR

Wynrick Smothers, Central Arkansas

### DEFENSIVE PLAYER OF THE YEAR

Darnell Taylor, Sam Houston State

### OFFENSIVE LINEMAN OF THE YEAR

Corey Howard, Central Arkansas

### FRESHMAN OF THE YEAR

Jonathan Woodard, Central Arkansas

### NEWCOMER OF THE YEAR

Kevin Johnson, Lamar

### COACH OF THE YEAR

Clint Conque, Central Arkansas

## 2012 All-Southland Conference

### FIRST TEAM OFFENSE

Name	Pos	Yr	School
Wynrick Smothers	QB	Jr.	Central Arkansas
Timothy Flanders	RB	Jr.	Sam Houston St.
Gus Johnson	RB	So.	Stephen F. Austin
T.J. Jones	TE	Sr.	Sam Houston St.
Cordell Roberson	WR	Sr.	Stephen F. Austin
Jesse Grandy	WR	Sr.	Central Arkansas
Dominique Croom	WR	Sr.	Central Arkansas
Corey Howard	OL	Sr.	Central Arkansas
Kaleb Hopson	OL	Sr.	Sam Houston St.
John Steel	OL	Sr.	Stephen F. Austin
Arinze Agada	OL	Jr.	McNeese St.
Chris Rogers	OL	Sr.	Sam Houston St.
Richard Sincere	AP	Jr.	Sam Houston St.
Eddie Camara	PK	So.	Central Arkansas

### FIRST TEAM DEFENSE

Name	Pos	Yr	School
Willie Jefferson	DL	Sr.	Stephen F. Austin
J.T. Cleveland	DL	Sr.	Sam Houston St.
Jonathan Woodard	DL	Fr.	Central Arkansas
Darren Robinson	DL	So.	Stephen F. Austin
Darius Taylor	LB	Sr.	Sam Houston St.
Seth Allison	LB	Sr.	Central Arkansas
Derek Rose	LB	Sr.	Northwestern St.
Darnell Taylor	DB	Sr.	Sam Houston St.
Robert Alford	DB	Sr.	SE Louisiana
Dax Swanson	DB	Sr.	Sam Houston St.
Josh Aubrey	DB	Sr.	Stephen F. Austin
Jestin Love	DB	Jr.	Central Arkansas
Matt Foster	P	Sr.	Sam Houston St.
Jesse Grandy	KR	Sr.	Central Arkansas
Jesse Grandy	PR	Sr.	Central Arkansas

### SECOND TEAM OFFENSE

Name	Pos	Yr	School
Brian Bell	QB	Jr.	Sam Houston St.
Marcus Wiltz	RB	Jr.	McNeese St.
Jackie Hinton	RB	Sr.	Central Arkansas
Nick Scelfo	TE	So.	Nicholls St.
Trey Diller	WR	Sr.	Sam Houston St.
Darius Carey	WR	Sr.	McNeese St.
D.J. Ward	WR	Fr.	Stephen F. Austin
Alec Savoie	OL	Sr.	McNeese St.
Gasten Gabriel	OL	Jr.	SE Louisiana
Taylor Johnson	OL	Sr.	McNeese St.
Cole Caruthers	OL	So.	Central Arkansas
Sean Robertson	OL	Sr.	Lamar
Xavier Roberson	AP	Fr.	SE Louisiana
John Shaughnessy	PK	Sr.	Northwestern St.

### SECOND TEAM DEFENSE

Name	Pos	Yr	School
Matt Hornbuckle	DL	Jr.	Central Arkansas
Gary Lorange	DL	Jr.	Sam Houston St.
Jesse Dickson	DL	Jr.	Lamar
Everett Ellefsen	DL	So.	McNeese St.
Jordan Piper	LB	Sr.	Nicholls St.
Devan Walker	LB	Sr.	SE Louisiana
Joe Narcisse	LB	Sr.	McNeese St.
Terence Cahee	DB	Jr.	McNeese St.
Kenneth Jenkins	DB	Sr.	Sam Houston St.
Bookie Sneed	DB	Jr.	Sam Houston St.
Jamaal White	DB	Sr.	Northwestern St.
Cortez Paige	DB	Sr.	Northwestern St.
Beau Mothe	P	Sr.	SE Louisiana
Trey Diller	KR	Sr.	Sam Houston St.
Darius Carey	PR	Sr.	Sam Houston St.

## 2012 All-Southland Conference

### HONORABLE MENTION

Name	Pos	School
Brady Attaway	QB	Stephen F. Austin
Marcus Washington	RB	Nicholls St.
Keshawn Hill	RB	Sam Houston St.
Mike Brooks	TE	Stephen F. Austin
Jeremy Meyers	TE	SE Louisiana
Corey Simmons	TE	Northwestern St.
Chase Dixon	TE	Central Arkansas
Kevin Johnson	WR	Lamar
Dezmin Lewis	WR	Central Arkansas
Louis Hollier	WR	Northwestern St.
Erik Buchanan	WR	Nicholls St.
Tony McCrea	WR	SE Louisiana
Warren Jones	OL	Northwestern St.
Austin Wright	OL	Stephen F. Austin
Abasi Salimu	OL	Nicholls St.
Donald Jackson	OL	Sam Houston St.
Andrew Ratliff	OL	Stephen F. Austin
Riley Smith	OL	Sam Houston St.
Jonathan Landry	OL	McNeese St.
Carson Chaisson	OL	McNeese St.
Ryne Chambers	OL	Stephen F. Austin
Phillip Harvey	AP	Northwestern St.
Ryan Gambel	AP	Stephen F. Austin
Lesley Deamer	DL	Northwestern St.
Pat Williams	DL	McNeese St.
Tramaine Lucas	DL	SE Louisiana
Jarrett Brown	DL	Sam Houston St.
John Prescott	DL	Lamar
Wade Williams	DL	Northwestern St.
Ryan Epperson	LB	Stephen F. Austin
Justin Heard	LB	Central Arkansas
Jermaine Longino	LB	Lamar
Marcus Malbrough	LB	Lamar
Kerry Guidry	LB	Nicholls St.
Patrick Black	LB	Northwestern St.
Robert Shaw	LB	Sam Houston St.
Jesse Beauchamp	LB	Sam Houston St.
Collin Garrett	LB	Stephen F. Austin
Branden Thomas	DB	Lamar
Guy Morgan	DB	McNeese St.
Ford Smesny	DB	McNeese St.
Chad Allen	DB	Lamar
Caleb Nelson	DB	Stephen F. Austin
Tyler Stoddard	DB	SE Louisiana
Dillon Winfrey	DB	Central Arkansas
Todd Washington	DB	SE Louisiana
Miguel Antonio	PK	Sam Houston St.
Jordan Wiggs	PK	Stephen F. Austin
Cory Kemps	P	Nicholls St.
Kevin Johnson	KR	Lamar
Phillip Harvey	KR	Northwestern St.

# 2012 SOUTHLAND STATS

## RUSHING

	Team	Att-Yds	Yds/G
1. Flanders, Tim	SHSU	288-1642	109.5
2. Johnson, Gus	SFA	154-969	96.9
3. Wiltz, Marcus	MCN	130-651	65.1
4. Rios, Trent	UIW	106-489	61.1
5. Washington, Marcus	NICH	116-598	59.8

## PASSING

	Team	Yds-TD	Avg/G
1. Attaway, Brady	SFA	3671-29	333.7
2. Smothers, Wynrick	UCA	3103-31	258.6
3. Stroud, Cody	MCN	2102-19	191.1
4. Klann, Landry	NICH	2049-8	186.3
5. Bell, Brian	SHSU	2715-25	181.0

## PASS EFFICIENCY

	Team	Att-Cmp-Int	Eff.
1. Bell, Brian	SHSU	322-197-10	151.4
2. Smothers, Wynrick	UCA	427-277-9	145.7
3. Stroud, Cody	MCN	278-170-5	143.6
4. Mossakowski, Ryan	LU	193-113-8	124.5
5. Attaway, Brady	SFA	570-334-21	122.1

## TOTAL OFFENSE

	Team	Rush-Pass	Yds/G
1. Attaway, Brady	SFA	(-153)-3671	319.8
2. Smothers, Wynrick	UCA	449-3103	296.0
3. Bell, Brian	SHSU	377-2715	206.1
4. Henderson, Brad	NWLA	253-1874	193.4
5. Stroud, Cody	MCN	(-47)-2102	186.8

## PUNT RETURN AVG

	Team	Ret-Yds	Avg
1. Carey, Darius	MCN	17-213	12.5
2. Grandy, Jesse	UCA	19-238	12.5
3. Diller, Trey	SHSU	32-354	11.1
4. Venson, Mik	LU	14-97	6.9
5. Lacy, De'Vante	SFA	16-88	5.5

## RECEPTIONS/GAME

	Team	Rec-Yds	Rec/G
1. Roberson, Cordell	SFA	77-1006	8.56
2. Ward, D.J.	SFA	62-762	5.64
3. Brooks, Mike	SFA	51-492	5.10
4. Grandy, Jesse	UCA	61-797	5.08
5. Lewis, Dezmin	UCA	56-616	4.67

## KICK RETURN AVG

	Team	Ret-Yds	Avg
1. Roberson, Xavier	SLU	11-366	33.3
2. Lacy, De'Vante	SFA	12-351	29.2
3. Johnson, Kevin	LU	22-623	28.3
4. Grandy, Jesse	UCA	20-522	26.1
5. Franks, Van	LU	17-410	24.1

## RECEIVE YDS/GAME

	Team	Rec-Yds	Yds/G
1. Roberson, Cordell	SFA	77-1006	111.8
2. Ward, D.J.	SFA	62-762	69.3
3. Grandy, Jesse	UCA	61-797	66.4
4. Diller, Trey	SHSU	62-927	61.8
5. Croom, Dominique	UCA	53-711	59.2

## PUNTING

	Team	Punt-Yds	Avg
1. Mothe, Beau	SLU	53-2305	43.5
2. Foster, Matt	SHSU	61-2637	43.2
3. Nunez, Emmanuel	UIW	40-1712	42.8
4. Kempes, Cory	NICH	50-2112	42.2
5. Kahler, Kollin	LU	67-2782	41.5

## ALL PURPOSE

	Team	Yards	Avg/G
1. Grandy, Jesse	UCA	1585	132.1
2. Diller, Trey	SHSU	1871	124.7
3. Flanders, Tim	SHSU	1770	118.0
4. Roberson, Cordell	SFA	1003	111.4
5. Johnson, Gus	SFA	1055	105.5

## SCORING

	Team	TD-XP-FG	Pts/G
1. Johnson, Gus	SFA	15-0-0	9.0
2. Antonio, Miguel	SHSU	0-73-20	8.9
3. Camara, Eddie	UCA	0-53-13	7.7
4. Wiggs, Jordan	SFA	0-36-15	7.4
5. Flanders, Tim	SHSU	18-0-0	7.2

## SCORING (TDs)

	Team	TDs	Pts/G
1. Johnson, Gus	SFA	15	9.0
2. Flanders, Tim	SHSU	18	7.2
3. Johnson, Kevin	LU	13	7.1
4. Roberson, Cordell	SFA	10	6.7
5. Lewis, Dezmin	UCA	8	4.0

## FIELD GOALS

	Team	FG-FGA	FG/G
1. Wiggs, Jordan	SFA	15-20	1.36
2. Antonio, Miguel	SHSU	20-25	1.33
3. Shaughnessy, John	NWLA	14-17	1.27
4. Camara, Eddie	UCA	13-15	1.08
5. Lewis, Josh	MCN	11-17	1.00

## SCORING (KICK)

	Team	PATs-FGs	Pts/G
1. Antonio, Miguel	SHSU	73-20	8.9
2. Camara, Eddie	UCA	53-13	7.7
3. Wiggs, Jordan	SFA	36-15	7.4
4. Lewis, Josh	MCN	42-11	6.8
5. Shaughnessy, John	NWLA	29-14	6.5

## FIELD GOAL PCT

	Team	FG-FGA	Pct.
1. Camara, Eddie	UCA	13-15	86.7
2. Shaughnessy, John	NWLA	14-17	82.4
3. Antonio, Miguel	SHSU	20-25	80.0
4. Wiggs, Jordan	SFA	11-15	75.0
5. Dolan, Andrew	NICH	10-14	71.4

## PAT KICKING PCT

	Team	XP-XPA	Pct.
1. Antonio, Miguel	SHSU	73-74	98.6
2. Camara, Eddie	UCA	53-54	98.1
3. Lewis, Josh	MCN	42-43	97.7
4. Shaughnessy, John	NWLA	29-30	96.7
5. Sebastian, Seth	SLU	23-24	95.8

## TACKLES

	Team	S-A-T	Avg/G
1. Piper, Jordan	NICH	56-51-107	9.7
2. Longino, Jermaine	LU	63-44-107	8.9
3. Rose, Derek	NWLA	49-48-97	8.8
4. Garrett, Collin	SFA	48-48-96	8.7
5. Heard, Justin	UCA	63-37-100	8.3

## SACKS

	Team	Total	Avg/G
1. Jefferson, Willie	SFA	8.0	0.73
2. Robinson, Darren	SFA	7.5	0.68
3. Taylor, Darius	SHSU	7.0	0.50
4. Walker, Devan	SLU	7.0	0.70
5. Woodard, Jonathan	UCA	7.0	0.58

## TACKLES FOR LOSS

	Team	Total	Avg/G
1. Taylor, Darius	SHSU	16.0	1.14
2. Heard, Justin	UCA	15.0	1.25
3. Lorange, Gary	SHSU	12.5	0.89
4. Beauchamp, Jesse	SHSU	12.5	0.83
5. Ellefsen, Everett	MCN	12.0	1.09

## INTERCEPTIONS

	Team	Int-Yds	Int/G
1. Alford, Robert	SLU	4-5	0.36
1. Lewis, Kielyn	UIW	4-63	0.36
3. Sneed, Bookie	SHSU	4-103	0.33
3. Thomas, Branden	LU	4-68	0.33
5. Morgan, Guy	MCN	3-5	0.30

## PASSES DEFENDED

	Team	Brup-Int	Avg/G
1. Swanson, Dax	SHSU	14-4	1.20
1. Shaw, Robert	SHSU	14-4	1.20
3. Alford, Robert	SLU	8-4	1.09
3. Avery, Devan	UIW	11-1	1.09
5. Guillory, Adrian	LU	10-1	0.92

# CARDINALS FOOTBALL 2013

<b>SCORING OFFENSE</b>	<b>Pts</b>	<b>Avg</b>	<b>PUNTING</b>	<b>No.-Yards</b>	<b>Net/P</b>	<b>PENALTIES</b>	<b>No-Yds</b>	<b>Avg/G</b>
1. Sam Houston State	600	40.0	1. Sam Houston State	65-2767	39.1	1. Incarnate Word	61-511	46.5
2. Central Arkansas	418	34.8	2. Nicholls State	52-2185	37.8	2. McNeese State	77-692	62.9
3. Stephen F. Austin	375	34.1	3. Central Arkansas	67-2681	36.3	3. Lamar	83-760	63.3
4. McNeese State	357	32.5	4. McNeese State	49-2006	36.1	4. Central Arkansas	86-767	63.9
5. Northwestern State	265	24.1	5. Northwestern State	75-2830	34.4	5. Nicholls State	83-740	67.3
<b>RUSHING OFFENSE</b>	<b>Att-Yds</b>	<b>Yds/G</b>	<b>PASS EFFICIENCY</b>	<b>Att-Cmp-Int</b>	<b>Effic</b>	<b>FIELD GOALS</b>	<b>Made-Att</b>	<b>Pct</b>
1. Sam Houston State	742-4025	268.3	1. Sam Houston State	334-205-12	151.6	1. Central Arkansas	13-15	.867
2. McNeese State	441-2304	209.5	2. Central Arkansas	437-285-10	146.3	2. Incarnate Word	11-13	.846
3. Central Arkansas	428-1602	133.5	3. McNeese State	294-180-6	144.7	3. Northwestern State	14-17	.824
4. Lamar	451-1511	125.9	4. Stephen F. Austin	679-395-26	118.0	4. Sam Houston State	20-25	.800
5. Stephen F. Austin	328-1309	119.0	5. Nicholls State	355-205-16	115.8	5. Stephen F. Austin	15-20	.750
<b>SCORING DEFENSE</b>	<b>Pts</b>	<b>Avg</b>	<b>TURNOVER MARGIN</b>	<b>Mar</b>	<b>Per/G</b>	<b>OPPONENT PENALTIES</b>	<b>No-Yds</b>	<b>Avg/G</b>
1. McNeese State	233	21.2	1. McNeese State	+16	1.45	1. Stephen F. Austin	111-1071	97.4
2. Sam Houston State	322	21.5	2. Sam Houston State	+10	0.67	2. Northwestern State	98-855	77.7
3. Central Arkansas	270	22.5	3. Central Arkansas	+6	0.50	3. Incarnate Word	84-759	69.0
4. Incarnate Word	322	29.3	4. Northwestern State	+0	0.00	4. Nicholls State	76-750	68.2
5. Lamar	355	29.6	5. Southeastern La.	-3	-0.27	5. McNeese State	74-689	62.6
<b>RUSHING DEFENSE</b>	<b>Att-Yards</b>	<b>Yds/G</b>	<b>PASS DEF EFFICIENCY</b>	<b>Att-Cmp-Int</b>	<b>Effic</b>	<b>PAT KICKING</b>	<b>Made-Att</b>	<b>Pct</b>
1. Sam Houston State	453-1478	98.5	1. Lamar	394-228-13	116.6	1. Central Arkansas	53-54	.981
2. McNeese State	365-1269	115.4	2. McNeese State	419-263-15	120.6	2. McNeese State	45-46	.978
3. Stephen F. Austin	431-1320	120.0	3. Sam Houston State	494-259-18	123.1	3. Sam Houston State	74-76	.974
4. Central Arkansas	487-1920	160.0	4. Central Arkansas	366-217-15	125.1	4. Northwestern State	29-30	.967
5. Lamar	443-1926	160.5	5. Northwestern State	367-213-10	126.5	5. Southeastern La.	23-24	.958
<b>PASS OFFENSE</b>	<b>Att-Cmp-Yds</b>	<b>Yds/G</b>	<b>FIRST DOWNS</b>	<b>Rush-Pass-Pen</b>	<b>Total</b>	<b>4TH-DN CONVERSIONS</b>	<b>Conv-Att</b>	<b>Pct</b>
1. Stephen F. Austin	679-395-4240	385.5	1. Sam Houston State	183-116-26	325	1. Central Arkansas	15-19	78.9
2. Central Arkansas	437-285-3199	266.6	2. Stephen F. Austin	80-200-37	317	2. McNeese State	6-9	66.7
3. Nicholls State	355-205-2443	222.1	3. Central Arkansas	91-145-18	254	3. Northwestern State	9-15	60.0
4. McNeese State	294-180-2239	203.5	4. McNeese State	109-110-27	246	4. Lamar	13-22	59.1
5. Southeastern La.	349-189-2165	196.8	5. Lamar	93-93-20	206	5. Sam Houston State	10-18	55.6
<b>TOTAL OFFENSE</b>	<b>Rush-Pass</b>	<b>Yds/G</b>	<b>3RD-DN CONVERSIONS</b>	<b>Conv-Att</b>	<b>Pct</b>	<b>TIME OF POSSESSION</b>	<b>Total Time</b>	<b>Avg/G</b>
1. Stephen F. Austin	1309-4240	504.5	1. Sam Houston State	98-215	45.6	1. Sam Houston State	505:51	33:43
2. Sam Houston State	4025-2853	458.5	2. McNeese State	56-133	42.1	2. Incarnate Word	377:17	31:25
3. McNeese State	2304-2239	413.0	3. Central Arkansas	76-184	41.3	3. Lamar	375:07	31:15
4. Central Arkansas	1602-3199	400.1	4. Stephen F. Austin	80-200	40.0	4. McNeese State	343:28	31:13
5. Nicholls State	1279-2443	338.4	5. Lamar	63-173	36.4	5. Central Arkansas	362:34	30:12
<b>PASS DEFENSE</b>	<b>Att-Cmp-Yds</b>	<b>Yds/G</b>	<b>OPPONENT 1ST DOWNS</b>	<b>Rush-Pass-Pen</b>	<b>Total</b>	<b>OPP 4TH-DN CONVERT</b>	<b>Conv-Att</b>	<b>Pct</b>
1. Lamar	394-228-2397	199.8	1. Stephen F. Austin	66-90-29	185	1. Southeastern La.	11-24	45.8
2. Southeastern La.	324-184-2259	205.4	2. Incarnate Word	95-109-14	218	2. Lamar	12-26	46.2
3. Northwestern State	367-213-2365	215.0	3. Lamar	86-111-24	221	3. Sam Houston State	14-29	48.3
4. Incarnate Word	324-204-2376	216.0	4. Southeastern La.	95-102-26	223	4. Incarnate Word	12-24	50.0
5. Central Arkansas	366-217-2634	219.5	5. McNeese State	79-126-23	228	5. Stephen F. Austin	12-22	54.5
<b>TOTAL DEFENSE</b>	<b>Rush-Pass</b>	<b>Yds/G</b>	<b>OPP 3RD-DN CONVERT</b>	<b>Conv-Att</b>	<b>Pct</b>	<b>KICKOFF COVERAGE</b>	<b>No.</b>	<b>NetAvg</b>
1. Sam Houston State	1478-3524	333.5	1. Stephen F. Austin	47-170	27.6	1. Incarnate Word	40	48.8
2. Stephen F. Austin	1320-2437	341.5	2. Sam Houston State	60-209	28.7	2. Central Arkansas	77	41.8
3. McNeese State	1269-2614	353.0	3. Central Arkansas	56-172	32.6	3. Southeastern La.	40	40.7
4. Lamar	1926-2397	360.2	4. Lamar	58-178	32.6	4. Sam Houston State	107	40.5
5. Central Arkansas	1920-2634	379.5	5. Incarnate Word	54-145	37.2	5. Northwestern State	56	40.0
<b>KICKOFF RETURNS</b>	<b>Ret-Yds</b>	<b>Avg</b>	<b>SACKS BY</b>	<b>Sacks</b>	<b>Yards</b>	<b>RED ZONE OFFENSE</b>	<b>RedZone</b>	<b>Percent</b>
1. Lamar	52-1184	22.8	1. Sam Houston State	38	274	1. Sam Houston State	62-68	91.2
2. Sam Houston State	44-940	21.4	2. Stephen F. Austin	31	199	2. McNeese State	41-46	89.1
3. Stephen F. Austin	39-830	21.3	3. Central Arkansas	30	177	3. Central Arkansas	38-44	86.4
4. Central Arkansas	33-695	21.1	4. Incarnate Word	26	154	4. Northwestern State	26-31	83.9
5. Southeastern La.	60-1255	20.9	5. Southeastern La.	25	157	5. Lamar	25-31	80.6
<b>PUNT RETURN AVG</b>	<b>Ret-Yds</b>	<b>Avg</b>	<b>SACKS AGAINST</b>	<b>Sacks</b>	<b>Yards</b>	<b>RED ZONE DEFENSE</b>	<b>RedZone</b>	<b>Percent</b>
1. Southeastern La.	10-193	19.3	1. Sam Houston State	6	46	1. McNeese State	27-36	75.0
2. Northwestern State	19-346	18.2	2. Stephen F. Austin	10	85	2. Central Arkansas	32-42	76.2
3. McNeese State	21-299	14.2	3. Southeastern La.	18	122	3. Sam Houston State	31-40	77.5
4. Central Arkansas	20-273	13.6	3. McNeese State	18	130	4. Stephen F. Austin	30-36	83.3
5. Sam Houston State	36-477	13.2	5. Central Arkansas	22	128	4. Lamar	45-54	83.3

# CARDINALS FOOTBALL 2013

## GAME ONE

Thursday, Aug. 29 • Estes Stadium • Conway, AR • 7 pm

### Central Arkansas Bears

**Stadium:** Estes Stadium (8,700)  
**Nickname:** Bears  
**Member:** Southland (NCAA FCS)  
**Enrollment:** 11,758  
**Location:** Conway, AR  
**Colors:** Purple and Gray  
**Coach:** Clint Conque  
**Coach's institution record:** 98-54 (14th)  
**Coach's overall record:** same  
**Sports Information Director:** Steve East  
**SID Phone:** 501-450-5743  
**SID Fax:** 501-450-5740  
**Athletics website:** www.ucasports.com  
**2012 record:** 9-3  
**Series:** Tied 0-0  
**Lettermen Returning:** 44  
**Starters Returning:** 20  
**Top Returners**



**Rushing:** Wynrick Smothers (109 - 449, 3 TD)  
**Passing:** Wynrick Smothers (277 - 427 - 3103, 31 TD/9 INT)  
**Receiving:** Dezmin Lewis (56 - 616, 6 TD)  
**Tackles:** Justin Heard (100 tackles, 15.0 TFL), Jestin Love (91 tackles, 3.0 TFL)

## GAME TWO

Saturday, Sep. 7 • Benson Stadium • San Antonio • 6 pm

### Texas College Steers

**Stadium:** NA  
**Nickname:** Steers  
**Member:** Independent (NAIA Div. I)  
**Enrollment:** 755  
**Location:** Tyler, TX  
**Colors:** Purple and Gold  
**Coach:** George Cumby  
**Coach's institution record:** (2-20, 3rd)  
**Coach's overall record:** (2-20, 3rd)  
**Sports Information Director:** Randy Butler  
**SID Phone:** 903-593-8311 x2307  
**SID Fax:** NA  
**Athletics website:** www.texascollegeonline.net  
**2012 record:** 2-9  
**Series:** UIW leads 1-0 (2012 - UIW 19, TC 12)  
**Lettermen Returning:** NA  
**Starters Returning:** NA  
**Top Returners**



**Rushing:** Vincent McNeil (78 - 338, 3 TD)  
**Passing:** Milton Harper (59- 102 - 759, 2 TD/6 INT)  
**Receiving:** Jamal Johnson (26 - 472, 3 TD)  
**Tackles:** Demanuel Bailey (89 tackles, 5.5 TFL)

## GAME THREE

Saturday, Sep. 14 • Benson Stadium • San Antonio • 6 pm

### Langston Lions

**Stadium:** WE Anderson Stadium (12,000)  
**Nickname:** Lions  
**Member:** Independent (NAIA Div. I)  
**Enrollment:** 3,922  
**Location:** Langston, OK  
**Colors:** Blue and Orange  
**Coach:** Dwone Sanders  
**Coach's institution record:** 0-0 (1st)  
**Coach's overall record:** same  
**Sports Information Director:** Daniel Garrett  
**SID Phone:** 405-466-3262  
**SID Fax:** 405-466-3627  
**Athletics website:** www.langstonsports.com  
**2012 record:** 6-4  
**Series:** LU leads 2-0 (2010 - LU 28, UIW 20)  
**Lettermen Returning:** NA  
**Starters Returning:** NA  
**Top Returners**



**Rushing:** Will Taylor (126 - 392, 1 TD)  
**Passing:** Jac'Quon Miles (70 - 134 - 900, 5 TD/3 INT)  
**Receiving:** Shelton Augustine (31 - 327, 2 TD), Asphen Gaines (16 - 258, 0 TD)  
**Tackles:** Chace Green (65 tackles, 7.5 TFL, 2 INT), Isaiah Ross (53 tackles, 5.0 TFL, 3 INT)

## GAME FOUR

Saturday, Sep. 21 • Bowers Stadium • Huntsville • 6 pm

### Sam Houston State Bearkats

**Stadium:** Bowers Stadium (12,975)  
**Nickname:** Bearkats  
**Member:** Southland (NCAA FCS)  
**Enrollment:** 18,478  
**Location:** Huntsville, TX  
**Colors:** Orange and White  
**Coach:** Willie Fritz  
**Coach's institution record:** 31-10 (4th)  
**Coach's overall record:** 167-62-1 (21st)  
**Sports Information Director:** Paul Ridings  
**SID Phone:** 936-294-1764  
**SID Fax:** 936-294-3538  
**Athletics website:** www.gobearkats.com  
**2012 record:** 11-4  
**Series:** SHSU leads 1-0 (2012 - SHSU 54, UIW 7)  
**Lettermen Returning:** 38  
**Starters Returning:** 11  
**Top Returners**



**Rushing:** Timothy Flanders (288 - 1642, 17 TD), Richard Sincere (106 - 607, 5 TD)  
**Passing:** Brian Bell (197 - 322 - 2715, 25 TD/10 INT)  
**Receiving:** Chance Nelson (35 - 671, 9 TD), Richard Sincere (17 - 230, 0 TD)  
**Tackles:** Jesse Beauchamp (94 tackles, 12.5 TFL, 4.0 QBS)

# CARDINALS FOOTBALL 2013

## GAME FIVE

Saturday, Sep. 28 • Benson Stadium • San Antonio • 6 pm

### Eastern New Mexico Greyhounds

**Stadium:** Greyhound Stadium (6,100)

**Nickname:** Greyhounds

**Member:** Lone Star (NCAA DII)

**Enrollment:** 5,222

**Location:** Portales, NM

**Colors:** Green and Silver

**Coach:** Josh Lynn

**Coach's institution record:** 3-7 (2nd)

**Coach's overall record:** 12-9 (3rd)

**Sports Information Director:** Adam Pitterman

**SID Phone:** 575-562-4309

**SID Fax:** 575-562-4384

**Athletics website:** [www.goeasternathletics.com](http://www.goeasternathletics.com)

**2012 record:** 3-7

**Series:** ENMU 2-1 (2012 - ENMU 34, UIW 24)

**Lettermen Returning:** 35

**Starters Returning:** 14


#### Top Returners

**Rushing:** Christian Long (90 - 400, 3 TD)

**Passing:** None

**Receiving:** Jacob Johnson (23 - 330, 3 TD)

**Tackles:** Seth Bailey (84 tackles, 5.0 TFL, 2.0 QBS)



## GAME SIX

Saturday, Oct. 5 • Strawberry Stadium • Hammond, LA • 7 pm

### Southeastern Louisiana Lions

**Stadium:** Strawberry Stadium

**Nickname:** Lions

**Member:** Southland (NCAA FCS)

**Enrollment:** 15,602

**Location:** Hammond, LA

**Colors:** Green and Gold

**Coach:** Ron Roberts

**Coach's institution record:** (5-6, 2nd)

**Coach's overall record:** (52-22, 7th)

**Sports Information Director:** Matt Sullivan

**SID Phone:** 985-549-2142

**SID Fax:** 985-549-3773

**Athletics website:** [www.Lionsports.net](http://www.Lionsports.net)

**2012 record:** 5-6

**Series:** Tied 0-0

**Lettermen Returning:** 49

**Starters Returning:** 18

#### Top Returners

**Rushing:** Rasheed Harrell (72 - 376, 3 TD)

**Passing:** None

**Receiving:** Tony McCrea (28 - 401, 1 TD)

**Tackles:** Kaleb Muse (80 tackles, 5.0 TFL, 2.0 QBS), Tyler Stoddard (63 tackles, 4.5 TFL, 2 INT)



## GAME SEVEN

Saturday, Oct. 19 • Shotwell Stadium • Abilene • 2 pm

### Abilene Christian Wildcats

**Stadium:** Shotwell Stadium (15,000)

**Nickname:** Wildcats

**Member:** Southland (NCAA FCS)

**Enrollment:** 4,500

**Location:** Abilene, TX

**Colors:** Purple and White

**Coach:** Ken Collums

**Coach's institution record:** 7-4 (2nd)

**Coach's overall record:** same

**Sports Information Director:** Lance Fleming

**SID Phone:** 325-674-2693

**SID Fax:** 325-674-6798

**Athletics website:** [www.acusports.com](http://www.acusports.com)

**2012 record:** 7-4

**Series:** ACU leads 3-0 (2012 - ACU 24, UIW 12)

**Lettermen Returning:** 41

**Starters Returning:** 18

#### Top Returners

**Rushing:** Charcandrick West (98 - 422, 6 TD)

**Passing:** John David Baker (2 - 2 - 15, 0 TD/0 INT)

**Receiving:** Darrell Cantu-Harkless (56 - 651, 2 TD), Taylor Gabriel (52 - 684, 7 TD); Darian Hogg (37 - 578, 5 TD)

**Tackles:** Justin Stephens (88 tackles, 6.5 TFL, 2.0 QBS), Nick Richardson (50 tackles, 14.5 TFL, 9.5 QBS)



## GAME EIGHT

Saturday, Oct. 26 • Benson Stadium • San Antonio • 6 pm

### Houston Baptist Huskies

**Stadium:** Crusader Stadium (5,124)

**Nickname:** Huskies

**Member:** Southland (NCAA FCS)

**Enrollment:** 2,088

**Location:** Houston, TX

**Colors:** Orange and Blue

**Coach:** Vic Shealy

**Coach's institution record:** 0-0 (1st)

**Coach's overall record:** 27-14-1 (5th)

**Sports Information Director:** Russ Reneau

**SID Phone:** 281-649-3098

**SID Fax:** 281-649-3496

**Athletics website:** [www.hbuhuskies.com](http://www.hbuhuskies.com)

**2012 record:** First Year

**Series:** Tied 0-0

**Lettermen Returning:** NA

**Starters Returning:** NA

#### Top Returners

**Rushing:** NA

**Passing:** NA

**Receiving:** NA

**Tackles:** NA



# CARDINALS FOOTBALL 2013

## GAME NINE

Saturday, Nov. 2 • Wilford Moore Stadium • Abilene • 2 pm

### McMurry War Hawks

**Stadium:** Wilford Moore Stadium (3,550)

**Nickname:** War Hawks

**Member:** Independent (NCAA DII)

**Enrollment:** 1,372

**Location:** Abilene, TX

**Colors:** Maroon and White

**Coach:** Mason Miller

**Coach's institution record:** 0-0 (1st)

**Coach's overall record:** same

**Sports Information Director:** Dave Beyer

**SID Phone:** 325-793-4612

**SID Fax:** NA

**Athletics website:** www.mcmurrysports.com

**2012 record:** 8-3

**Series:** McM 1-0 (2012 - McM 28, UIW 20)

**Lettermen Returning:** 43

**Starters Returning:** 18

#### Top Returners

**Rushing:** Paxton Grayer (99 - 503, 6 TD)

**Passing:** Brady Lambert (33 - 45 - 416, 4 TD/1 INT)

**Receiving:** Greg Livingston (97 - 1060, 7 TD), Jeret Smith (43 - 446, 8 TD), Paxton Grayer (54 - 413, 2 TD)

**Tackles:** Ryan Williams (87 tackles, 2.0 QBS, 3 INT), Jonathan Blair (48 tackles, 10.0 TFL, 4.5 QBS)



## GAME TEN

Saturday, Nov. 9 • Benson Stadium • San Antonio • 2 pm

### Abilene Christian Wildcats

**Stadium:** Shotwell Stadium (15,000)

**Nickname:** Wildcats

**Member:** Southland (NCAA FCS)

**Enrollment:** 4,500

**Location:** Abilene, TX

**Colors:** Purple and White

**Coach:** Ken Collums

**Coach's institution record:** 7-4 (2nd)

**Coach's overall record:** same

**Sports Information Director:** Lance Fleming

**SID Phone:** 325-674-2693

**SID Fax:** 325-674-6798

**Athletics website:** www.acusports.com

**2012 record:** 7-4

**Series:** ACU leads 3-0 (2012 - ACU 24, UIW 12)

**Lettermen Returning:** 41

**Starters Returning:** 18

#### Top Returners

**Rushing:** Charcandrick West (98 - 422, 6 TD)

**Passing:** John David Baker (2 - 2 - 15, 0 TD/0 INT)

**Receiving:** Darrell Cantu-Harkless (56 - 651, 2 TD), Taylor Gabriel (52 - 684, 7 TD); Darian Hogg (37 - 578, 5 TD)

**Tackles:** Justin Stephens (88 tackles, 6.5 TFL, 2.0 QBS), Nick Richardson (50 tackles, 14.5 TFL, 9.5 QBS)



## GAME ELEVEN

Saturday, Nov. 16 • Benson Stadium • San Antonio • 2 pm

### Angelo State Rams

**Stadium:** San Angelo Stadium (17,500)

**Nickname:** Rams

**Member:** Lone Star (NCAA DII)

**Enrollment:** 6,900

**Location:** San Angelo, TX

**Colors:** Blue and Gold

**Coach:** Will Wagner

**Coach's institution record:** 10-12 (3rd)

**Coach's overall record:** 10-12 (3rd)

**Sports Information Director:** Brandon Ireton

**SID Phone:** 325-942-2378

**SID Fax:** 325-942-2298

**Athletics website:** www.angelosports.com

**2012 record:** 5-6

**Series:** ASU leads 3-0 (2012 - ASU 38, UIW 21)

**Lettermen Returning:** 33

**Starters Returning:** 15

#### Top Returners

**Rushing:** Jermie Calhoun (89 - 341, 2 TD)

**Passing:** Kyle Washington (44 - 72 - 485, 6TD/1 INT)

**Receiving:** Dakarai Pecikonis (50 - 513, 5 TD), Joey Knight (33 - 476, 6 TD)

**Tackles:** Rush Seaver (80 tackles, 6.5 TFL, 2.5 QBS), Clayton Callicut (61 tackles, 9.0 TFL, 5.0 QBS)





**SOUTHLAND  
STRONG**



# CARDINALS

## 2013 SCHEDULE

8.29.13	AT CENTRAL ARKANSAS	7 P.M.
9.7.13	TEXAS COLLEGE	6 P.M.
9.14.13	LANGSTON	6 P.M.
9.21.13	AT SAM HOUSTON ST.	7 P.M.
9.28.13	EASTERN NEW MEXICO	6 P.M.
10.5.13	AT SOUTHEASTERN LOUISIANA	7 P.M.
10.19.13	AT ABILENE CHRISTIAN	2 P.M.
10.26.13	HOUSTON BAPTIST	6 P.M.
11.2.13	AT McMURRY	2 P.M.
11.9.13	ABILENE CHRISTIAN	2 P.M.
11.16.13	ANGELD STATE	2 P.M.

