

WHAT'S INSIDE...

MEDIA INFORMATION.....	INSIDE FRONT COVER	2011 FINAL DEFENSIVE STATISTICS.....	57
CORE VALUES OF THE UIW MISSION.....	2	INDIVIDUAL GAME HIGHS.....	58
GAYLE AND TOM BENSON STADIUM QUICK FACTS.....	4	TEAM GAME HIGHS.....	58
THE BENSONS.....	5	THE INAUGURAL SEASON 2009–FOREVER FIRST.....	59
CARDINALS GAME DAY.....	5	CARDINALS HISTORY.....	60
CARDINALS QUARTERBACK CLUB.....	6	CARDINALS FOOTBALL TIMELINE.....	60
CARDINALS FOOTBALL FACTS AND FIGURES.....	7	2009 NCAA DIVISION II INDEPENDENT (5-5).....	60
UNIVERSITY OF THE INCARNATE WORD QUICK FACTS.....	7	2010 NCAA DIVISION II LONE STAR CONFERENCE (3-8).....	60
SPORTS INFORMATION.....	7	2011 NCAA DIVISION II LONE STAR CONFERENCE (2-8).....	60
2012 FOOTBALL STAFF.....	7	CARDINALS RECORD BOOK.....	61
FOOTBALL QUICK FACTS.....	7	BENSON STADIUM RECORDS.....	68
2012 FOOTBALL PREVIEW.....	8	2012 OPPONENTS.....	74
OVERALL.....	9	A HISTORY OF THE LONE STAR CONFERENCE.....	79
THE SCHEDULE.....	9	2012 LSC FOOTBALL SCHEDULE.....	80
ON OFFENSE.....	9	LSC MEMBERSHIP.....	80
ON DEFENSE.....	9	2011 LSC FINAL STANDINGS.....	81
SPECIAL TEAMS.....	9	LSC CHAMPIONS.....	82
2012 CARDINALS SCHEDULE.....	10	2011 LONE STAR CONFERENCE AND THE NATION.....	82
THE 2012 CARDINALS.....	11	2011 LONE STAR CONFERENCE HONORS.....	83
CARDINALS BY CLASS.....	13	LONE STAR CONFERENCE RECORD BOOK.....	84
CARDINALS PRONUNCIATIONS.....	13	TICKET PACKAGES AND BENEFITS TAILGATING WITH THE CARDINALS HOME SCHEDULE PARKING LOCATIONS.....	INSIDE BACK COVER
CARDINALS BY LOCATION.....	13		
2012 FOOTBALL COACHING STAFF.....	14		
HEAD COACH.....	15		
PERSONAL.....	16		
THE 2012 CARDINALS.....	21		
THE NEW CARDINALS.....	42		
THE 2011 RESULTS.....	48		
2011 HIGHLIGHTS.....	48		
CARDINALS HONORED IN 2010-2011.....	50		
2011 GAMES.....	50		
2011 COMBINED TEAM STATISTICS.....	55		
2011 INDIVIDUAL STATISTICS.....	56		

Mark Walton Photography ©

UIW Sports Photos

mwaltonpics@gmail.com
www.waltonpics.smugmug.com
210-663-3556





CORE VALUES OF THE UIW MISSION

FAITH

The university is committed to educational excellence in a context of faith in Jesus Christ, the Incarnate Word of God. It promotes life-long learning and fosters the development of the whole person.

The faculty and students support one another in the search for and the communication of truth. The university is open to thoughtful innovation that serves ever more effectively the spiritual and material needs of people.

The curriculum offers students an integrated program of liberal arts and professional studies that includes a global perspective and an emphasis on social justice and community service.

The University of the Incarnate Word is a Catholic institution that welcomes to its community persons of diverse backgrounds, in the belief that their respectful interaction advances the discovery of truth, mutual understanding, self-realization and the common good.

SERVICE

INNOVATION

TRUTH

EDUCATION





The university is located on a 154-acre site, formerly the estate of noted San Antonio philanthropist and businessman Col. George W. Brackenridge. His villa, listed on the National Register of Historic Places, still stands on the campus. The southern portion of the original Brackenridge estate joins the university along Hildebrand Avenue, forming Brackenridge Park.

The headwaters of the San Antonio River begin on the campus and have provided fascinating archaeological finds related to Native Americans and the Conquistadors, and to more recent attempts at settlement. The river separates the main campus from the recreation and athletics complex.





TOM AND GAYLE BENSON



GAYLE AND TOM BENSON STADIUM QUICK FACTS

LOCATION On the main UIW campus, situated between the Mabry Tennis Center, the McDermott Convocation Center and the Sullivan Baseball Field

OPENED August 2008

CAPACITY 6,000

RECORD CROWD 6,235, Aug. 29, 2009, vs Monterrey Tech, Mexico

TAILGATING Yes

SURFACE Hellas Matrix

SUITES Six on the south side press box level

TRACK Eight-lane, Sport Track 300 surface, three jumping pits

SCOREBOARD The Daktronics scoreboard keeps all the usual football/game data plus has a 20 feet by 10 feet video screen where Cardinals fans get the latest information about their team as well as a viewing of the game itself.

FIRST GAME Aug. 29, 2009 vs Monterrey Tech, Mexico

FIRST WIN Aug. 29, 2009, UIW 42, Monterrey Tech 39

FIFTH WIN Nov. 13, 2010, UIW 17, Texas A&M-Commerce 16



THE BENSONS

Tom Benson's statement, upon taking ownership of the New Orleans Saints that he would one day bring a championship to his hometown came to fruition on Feb. 7, 2010 when his Saints defeated the Indianapolis Colts, 31-17, in Super Bowl XLIV.

The Saints' successful march to the NFL's Championship level has been the crown jewel of many highlights that the franchise has experienced both on and off the field during Benson's 26 years of ownership. Prior to his arrival, the club's fans had never enjoyed a winning record, celebrated a division title or experienced the thrill of playoff victories. Two years after assuming the reins of the organization, the Saints hosted their first playoff contest and the club has continued to enjoy unprecedented success on and off the field.

Benson is one of the most trusted and valued figures in the NFL. His efforts at the league level have paid dividends for the Gulf South. During his tenure, the city's hosted four Super Bowls, and was awarded Super Bowl XLVII following a vote by NFL Owners after he played a lead role to secure the contest. He's played a leadership role in many capacities in the NFL, including three stints as chairman of the finance committee, one of the league's most difficult, time-consuming and influential positions. He's also a member of the audit committee.

Within the past year Benson and his organization have added another aspect to their list of sporting accomplishments. The Bensons are the new owners of the New Orleans Hornets of the National Basketball Association. The Benson purchase of the franchise assured the Hornets of remaining in New Orleans following a period of uncertainty when the NBA itself operated the team.

Community involvement has been the hallmark of the Benson era since he became the owner of the team, and because of those efforts the World Sports Humanitarian Hall of Fame has twice recognized the club as one of the five most charitable professional organizations. The club annually puts more than \$15 million in charitable contributions, goods and services back into the Gulf South.

Benson and his wife, the former Gayle Marie LaJaunie, funded the building of a football stadium located on the University of Incarnate Word campus, known as Gayle and Tom Benson Field, with the team taking to the field for the first time in 2009. In addition, the Benson family also established an endowment fund at Central Catholic High School in San Antonio that is dedicated to the memory of the late Robert Carter Benson, who graduated from the school in 1962. Tom Benson also donated the Benson Memorial Library at Central Catholic. In 2010, Mr. and Mrs. Benson received the St. Elizabeth Ann Seton Award from the National Catholic Educational Association, honoring their support of Catholic education.

Benson, a cancer survivor, and his wife have also worked closely with the Ochsner Foundation Hospital in New Orleans with the establishment of the Tom and Gayle Benson Cancer Center, a \$20 million treatment complex.

In 1945, Benson served in the Navy aboard the U.S.S. South Dakota and has remained particularly close to this armed forces branch. He's the only enlisted man to serve on the Board of Trustees of the Pensacola Naval Museum and has been honored with an award from the crew of the submarine U.S.S. Louisiana. In 2007, Benson was honored by the U.S. Navy Memorial with the Lone Sailor Award, presented to those who exemplify the core values of honor, courage and commitment. In 2009, Benson was presented with U.S. Army's Army Strong award in recognition for his position in the community while demonstrating leadership and Army Values on a daily basis.

A leading advocate for the National World War II Memorial in Washington D.C., Benson was also a major contributor and past director of the National D-Day Museum in New Orleans, with his pledges helping fund the Pacific Exhibit Grand Opening and the Midway Theater.



CARDINALS GAME DAY

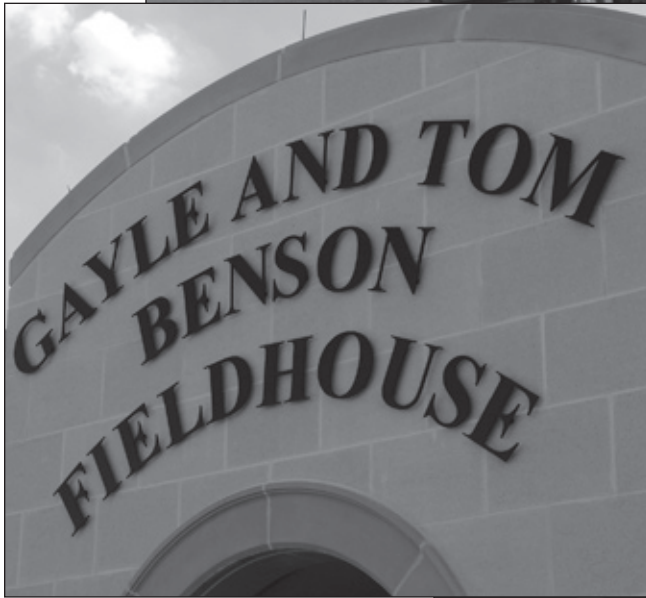
Game day for the Cardinals and their fans at Benson Stadium is a festive occasion from the time when the first tailgaters fire up the grills until the final referee's whistle.

Hours before the designated kickoff time on the field the faithful gather to visit, cook, hydrate and plot strategy on everything from how to cook the selected meats, to which side orders to include, to the degree to which the beverages should be chilled and finally how their Cardinals will go about soundly trouncing the worthy opponent.

For the 2012 season, all these deliberations will occur six times at Benson Stadium as UIW plays its third season as a member of the always-tough Lone Star Conference.

TICKETS

Cardinals fans can purchase tickets for individual games on game day. Single-game adult tickets are \$10 and children's tickets are \$5. But there are advantages to being a UIW football season ticket holder.



FOOTBALL QUARTERBACK CLUB

The Quarterback (QB) Club is a booster club that supports UIW's football program. Created in 2009, the QB Club is growing annually as football at the university gains exposure. It is a diverse group of people who support Cardinal football and enjoy networking opportunities.

The QB Club hosts fun pre-game tailgate events for members before each home game, and coordinates other activities such as travel to away games and fundraising activities.

Additionally, the QB Club provides assistance to the coaching staff as needed, and assists with special events that the team may be involved in.

2012 QB Club Membership includes:

- Home game tailgates
- QB Club Shirt
- Option to go on the road for 2 away games (Sam Houston State & Texas A&M Kingsville)*
- Dallas Game specials: Special room rate at Courtyard Marriott in Dallas
- 50% discount for QB Club Brunch held game day morning
- Weekly updates from Coach Kennan after each game
- Car decal showing your support of the Cardinal Football program

If you enjoy football and are a UIW Alumni, faculty member, parent, student or just an athletic enthusiast, the QB Club is for you!

To join, visit our website at <http://uiw.edu/qbclub/>. For more information, contact Donna Normandin at 210-289-6105.

CARDINALS FOOTBALL FACTS AND FIGURES

UNIVERSITY OF THE INCARNATE WORD QUICK FACTS

Name	University of the Incarnate Word
Address	4301 Broadway, San Antonio, Texas 78209
University Telephone	210-829-6000
Athletics Telephone	210-829-2722
President	Dr. Louis J. Agnese Jr.
Faculty Athletic Rep.	Dr. Lydia Andrade
Director of Athletics	Mark Papich
Athletic Trainer	B. J. Lough
Sports Information Director	Shane Meling
Enrollment	8,455
Founded	1881
Mascot	Cardinals
Colors	Red, Black and White
National Affiliation	NCAA Division II
Conference	Lone Star
Sports	21 teams, 13 sports (10 women, 11 men)
Website	www.cardinalathletics.com

SPORTS INFORMATION

Director	Shane Meling Mobile 903-399-0455 E-mail meling@uiwtx.edu Fax 210-829-3825
Graduate Assistant	Ryan Eschenburg E-mail eschenbu@student.uiwtx.edu
Graduate Assistant	Kaysie Harper E-mail kaysieboomhower@yahoo.com
Media Coordinator	Wayne Witt Office (210) 829-3828 E-mail witt@uiwtx.edu Fax (210) 829-3828
Athletics External Business Manager	Rick Smith rcsmith@uiwtx.edu (210) 283-6448
Athletics Operations and Tickets	Kevin Rubel rubel@uiwtx.edu (210) 805-3000
Mailing Address	4301 Broadway San Antonio, Texas 78209
Website	www.cardinalathletics.com

2012 FOOTBALL STAFF

Head Coach	Larry Kennan La Verne (Calif.) 210-805-3011
Associate Head Coach/Defensive Line	Todd Ivicic Sam Houston State '91 210-805-3062
Assistant Head Coach/Off. Coord./Off. Line	Tony Marciano Indiana (Pa) '78 210-805-3026
Defensive Coordinator/Linebackers	Brian Gamble Texas A&M '02 210-832-2124
Wide Receivers/Recruiting Coord.	Kyle Kennan Roger Williams (RI) '01 210-805-3024
Defensive Secondary	Nick Debose Southeastern Oklahoma '06 210-805-3034
Running Back/Dir. of Ops	Michael Briglin Oswego State '01 210-805-3096
Tight Ends/Academic Coordinator	Larry Moore Brigham Young '96 210-805-3096
Special Teams Coordinator/Outside Linebackers	Jake Zweig Navy '95 210-805-3096
Strength and Conditioning	Darin Lovat UNLV '97 210-832-2125
Graduate Assistant	Thomas Specia Incarnate Word '10 210-805-3096
Graduate Assistant	Jonathan Patke SF Austin '08 210-805-3096
Athletic Trainer	T.R. St. Charles Vanderbilt 210-805-3063

FOOTBALL QUICK FACTS


Basic Offense	Multiple
Basic Defense	3-4
2009 Record	5-5
2010 Record	3-8
2010 LSC Record	3-7 (T9 th)
2010 LSC South Division	0-6 (7 th)
2011 Record	2-8
2011 LSC Record	2-6 (T6 th)
Players Returning/Lost	77-14
Starters Returning/Lost	Offense 9/2 Defense 9/2 Special Teams 6/2
All-Lone Star Returning/Lost	5/1
Squad Breakout by Class	Freshmen 37 Sophomore 20 Juniors 21 Seniors 24



CARDINALS



INCARNATE WORD CARDINALS



2012 FOOTBALL PREVIEW

2012 PREVIEW

OVERALL

Pay a visit to the UIW football fieldhouse and see if there is a livelier step among those intricately involved with the Cardinals' program. Early on the unanimous answer has been yes.

Looking straight ahead at the fourth year of competition for the Cardinals there is a different aura about the program. It ranges from the new head coach, to a beefed up staff, to a full-pledged senior leadership to an incoming freshman class recognized by many as the best yet.

Larry Kennan came to the Cardinals in December of 2011 as the head coach bringing 16 years of National Football League experience including a Super Bowl ring from his days with the Los Angeles Raiders. Not only does he have connections every where you turn, he is the quarterback guru having tutored such notables as Drew Brees, Tony Romo, Eli Manning and T.J. Yates. And don't forget, Kennan was the head coach when the London Monarchs won a World Football League championship.

On the field, for the first time, Incarnate Word will have genuine upperclass leadership. Having played their first three seasons with a maximum eight seniors at any one time, 2012 will see the Cardinals go to battle with more than 20 seniors, 12 of whom were in the 2008 "Forever First" signing class. Among those 20-plus seniors an even dozen were starters when the 2011 season concluded.

About the 2012 signing class Coach Kennan said "this class is considerably better than I ever imagined, and I have high standards for our program." Of the 28 to sign with UIW, initially 16 are listed on the offensive side of the ball. There are seven new offensive linemen averaging 6-4, 280, and there are four quarterbacks in the group all with Coach Kennan's seal of approval.

THE SCHEDULE

There are some distinct highlights ahead for the Cardinals over the course of the 2012 season.

The 11-game slate has six contests on the Cardinals' home turf, Benson Stadium. After opening at home against Texas College on September 1, UIW heads over to Sam Houston State to face a team which reached the final game of 2011's Football Championship Subdivision. This is UIW's second year to play a Division I team after playing at Lamar in 2011.

Then comes perhaps the highlight of Incarnate Word's still-young program. A game in Cowboys Stadium. On September 14 the Cardinals will engage Eastern New Mexico in a Lone Star Conference game.

When you play in the Lone Star Conference, the competition never gets easy. A year ago the LSC consistently had three teams ranked nationally and at the end those three--Midwestern State, Abilene Christian, West Texas A&M--were either in the playoffs or in a bowl game and UIW played them all.

The 2011 pre-season vote said Incarnate Word would be fortunate to win a game in the conference. The Cardinals won twice, up from no victories in 2010. They expect to do better this year.

ON OFFENSE

There is going to be an emphasis on moving the football in 2012. It starts with Larry Kennan, with his professional experience and his expertise with quarterbacks.

To begin with, the Cardinals have returning five interior offensive linemen who have started the last 21 games together. And the recruiting class included those seven interior players.

Following, Kennan and his staff secured four signal callers, all of whom had looks from Division I programs.

Trent Rios is back at running back for his senior season. He has led the Cardinals in yards gained since day one. The record book is littered with his name. In support the staff signed only one running back but he is a doozie--Class AAA player of the year in Texas, Joseph Sadler.

Six of UIW's top seven receivers return led by tight end Andrew Mocio.

ON DEFENSE

For the final game of 2011 the Cardinals had nine guys in the starting lineup who are back for 2012. They include the top five tacklers led by inside linebackers Juan Asencio and Dakota Mawyer who were one and three on the stops list.

Back in the secondary, the list is led by now-to-be four-year starter at safety Chaz Pavliska. And, back there is Devin Haywood who had an interception in the first seven games of 2011 and at the time led Division II.

New defensive coordinator Brian Gamble in the spring switched the Cardinals to a 3-4 alignment giving Incarnate Word a different look and the players things to learn. The staff reported the learning curve was not as steep as might be expected and enthusiasm was high for the change.

SPECIAL TEAMS

During the month or so of training camp there was a gap to fill for UIW. Gone is placekicker Thomas Rebold. In 2011 he was 23-27 on extra points, 6-10 on field goals and he had 44 kickoffs. If the ball was on a tee, he was the kicker. No one else had a go at any of the three areas.

Other than that, Rios was the top punt return man, Haywood led in kick returns, Aaron Willis and Manny Nunez split the punting duties and all of those players return.

To provide competition on special teams, the Cardinals recruiters signed punter Cohner Mokry and kicker Jake Wilcox, both rated among the most coveted players in the Greater San Antonio area.





2012 CARDINALS SCHEDULE

DATE	OPPONENT	SITE	TIME
September 1	Texas College (UIW Hall of Fame Night/Alumni Night)	Benson Stadium	7 p.m.
8	at Sam Houston State	Huntsville	6 p.m.
14	vs Eastern New Mexico (x)	Dallas	3:30 p.m.
22	West Texas A&M (x) (Civil Service Appreciation Night)	Benson Stadium	7 p.m.
29	at Midwestern State (x)	Wichita Falls	7 p.m.
October 6	Texas A&M-Commerce (x) (Hispanic Heritage Night/Faculty-Staff Appreciation Night)	Benson Stadium	7 p.m.
13	at Texas A&M-Kingsville (x)	Kingsville	7 p.m.
20	McMurry (Community Engagement Night)	Benson Stadium	7 p.m.
27	Tarleton State (x, y) (UIW Homecoming)	Benson Stadium	7 p.m.
November 3	at Angelo State (x)	San Angelo	2 p.m.
10	Abilene Christian (x) (Cardinals Senior Night)	Benson Stadium	7 p.m.

(x) Lone Star Conference Game
(y) UIW Homecoming



I chose
Division II



THE 2012 CARDINALS

NO	PLAYER	POS	HT	WT	CLASS	HOMETOWN (SCHOOL)
1	Robert Williams	WR	5-8	165	SR	Floresville (Floresville)
2	Eric Massoni	QB	6-2	207	SR	Cedar Park (Leander)
3	Dominic Hamilton	WR	5-9	186	SR	Spring Branch (Smithson Valley)
4	Zach Rhodes	QB	6-0	200	SR	New Braunfels (New Braunfels; SMU; La.-Monroe)
5	Colton Palmer	WR	6-4	205	JR	Kerrville (Tivy)
6	Marcus Wright	RB	5-7	180	SR	San Antonio (Reagan; Georgia Tech)
7	Chaz Pavliska	S	5-11	196	SR	Floresville (Floresville)
8	Garrett Williams	WR	6-1	208	SR	Houston (Cy-Falls; SF Austin)
10	Brandon Tanksley	CB	6-2	185	FR	Katy (Morton Ranch)
11	Taylor Woods	QB	6-3	200	FR	Fort Bend (Austin)
12	Stan Sullivan	WR	5-11	183	JR	Beaumont (Ozen)
13	Trent Brittain	QB	6-2	175	FR	Eastland (Eastland)
14	Kyle Fishbeck	QB	6-2	208	SO	Portland (Gregory-Portland)
15	Cohner Mokry	QB-P	6-2	185	FR	San Antonio (Johnson)
16	Matt Garza	RB	5-8	170	JR	Calallen (Calallen)
17	Jordan Scelfo	QB	5-10	190	SO	Tucson, Ariz. (Salpointe)
18	Gary Reed	CB	5-10	170	FR	San Antonio (Sam Houston)
20	Chavis Barron	CB	5-10	165	JR	Texas City (Texas City)
21	Devin Haywood	DB	5-10	180	JR	San Antonio (Roosevelt)
22	Trent Rios	RB	5-8	175	SR	Spring Branch (Smithson Valley)
23	Jamarris Jones	DB	5-10	170	SO	Dallas (Madison)
24	Sean Flannel	RB	5-10	180	FR	Columbia (West Columbia)
25	Devan Avery	CB	5-10	175	SR	Converse (Wagner)
26	Alex Torres	RB	6-0	195	SR	San Antonio (Marshall)
27	Aaron Willis	S	6-3	210	SR	San Antonio (Churchil)
28	Kielyn Lewis	DB	6-1	191	SO	Gainesville (Gainesville)
29	Brenan Furtado	RB	5-10	180	JR	Honolulu, Hi. (Damien)
30	Jacob Irby	CB	5-9	160	FR	Pearland (Dawson)
31	Terrell Williams	CB	5-11	165	FR	Eules (Trinity)
32	Matt Bass	FB	5-11	245	JR	Alvin (Alvin)
33	Dakota Mawyer	LB	6-3	231	SR	Spring Branch (Smithson Valley)
34	Joseph Sadler	RB	5-9	175	FR	Devine (Devine)
35	Padyn Giebler	LB	6-0	210	FR	Stephenville (Stephenville)
36	Tim Ochola	CB	5-10	165	FR	Arlington (Arlington)
37	Stephen Howard	CB	5-8	165	SO	Sealy (Sealy)
39	Tre Spragg	S	5-9	183	SO	Fort Bend (Elkins)
40	Nick Morrow	LB	6-1	225	SO	Edna (Edna)
41	Claudio Ramirez	RB	6-0	184	SO	Brownsville (St. Joseph's)
42	Nick Ginn	LB	6-3	215	SO	Corpus Christi (Calallen)
43	Dorian Williams	RB	5-8	170	FR	Fort Bend (Elkins)
44	Dravanti Johnson	LB	6-2	250	SR	Nederland (Nederland; Texas)
45	Bo Heyse	S	5-8	170	FR	Keller (Fossil Ridge)
46	Jake Wilcox	K	6-0	170	FR	San Antonio (Reagan)
47	Josh Campbell	LB	6-0	220	SO	San Antonio (Brandeis)
48	Juan Asencio	LB	5-11	220	JR	Pflugerville (Hendrickson)
49	Drake Pamilton	WR	6-2	175	FR	Lake Worth (Lake Worth)
48	Juan Asencio	LB	5-11	210	SO	Pflugerville (Hendrickson)
50	Dominique Johnson	OL	6-2	272	SO	Mart (Mart)
51	Jamaal Ojo	LB	5-11	220	FR	Houston (Westbury)



CARDINALS



NO	PLAYER	POS	HT	WT	CLASS	HOMETOWN (SCHOOL)
52	Alan Ford	LB	6-5	215	JR	Calallen (Calallen)
53	Matt McCarthy	OL	6-2	265	FR	San Antonio (Reagan)
54	Josh Esukpa	LB	6-1	220	FR	Mansfield (Timberview)
55	Brandon Terry	DL	5-10	287	JR	Liberty Hill (Liberty Hill)
56	Jeremy Carson	DL	6-0	255	JR	Garland (South)
57	Jake Roby	OL	6-6	255	SR	Sour Lake (Hardin-Jefferson)
58	Kevin Defina	OL	6-3	265	SO	San Antonio (Churchill)
59	Robert Moorman	DL	6-0	235	FR	Spring Branch (Smithson Valley)
60	Johnny Huckobey	OL	6-0	280	FR	Schertz (Clemens)
61	Andy Seaman	OL	6-2	284	SR	Corpus Christi (King)
62	John Gallegos	OL	6-0	285	JR	Alice (Alice)
63	Joseph Roberson	OL	6-0	285	JR	Houston (Cy-Falls)
64	Riley Mathews	OL	6-3	275	FR	Dilley (Dilley)
65	Anthony Vela	DL	6-0	287	SR	Blanco (Blanco)
66	Manny Nunez	K	6-3	202	JR	Dallas (Seguin; OLLU)
67	Charles Segura	OL	6-2	316	SR	San Antonio (McCollum)
68	Rory Dew	OL	6-8	318	FR	Melbourne, Aust. (St. Kevins)
69	Trevor Mason	OL	6-7	300	FR	San Antonio (Taft)
70	Nathan Thompson	OL	6-4	270	FR	San Antonio (MacArthur)
71	Horace Hays	OL	6-4	275	SO	Schertz (Clemens)
72	Robby Horton	DT	6-2	272	JR	Beeville (Jones)
73	Will Mora	OL	6-4	295	FR	San Antonio (Brennan)
74	Eric Salas	OL	6-1	260	JR	San Antonio (Roosevelt)
75	Ty Warnasch	OL	6-3	300	SR	Stockdale (Stockdale)
76	Jayson Hierholzer	OL	6-4	294	SR	Karnes City (Karnes City)
77	Devin Threat	OL	6-3	288	SO	Mexia (Mexia)
78	Michael Tate	DL	5-11	290	JR	Houston (Alief Elsik)
79	Julian Perez	OL	6-5	260	FR	Houston (Cypress Creek)
80	Andrew Mocio	TE	6-5	209	SR	Waco (Reicher Catholic)
81	Trey Anderson	TE	6-1	220	JR	San Antonio (Taft)
82	Taylor Hudson	WR	6-0	165	FR	San Antonio (Harlandale)
83	Virjilio Griggs	WR	5-10	175	FR	San Antonio (Warren)
84	Kent Hadnot	WR	6-2	172	SO	Houston (Elkins)
85	Brandon Yates	WR	6-3	190	FR	San Antonio (Clark)
86	Gabriel Taylor	WR	6-6	194	FR	San Antonio (Brackenridge)
87	Andrew Richter	WR	5-11	178	JR	San Antonio (Alamo Heights)
88	Caleb Kocian	TE	6-3	242	SR	Converse (Judson)
89	Octavio Baro	WR	6-1	178	FR	El Paso (Americas)
90	Juston Edwards	LB	6-2	220	SO	Pasadena (Dobie)
91	Jarrod White	DL	6-2	250	SO	Arlington (Seguin)
92	Johnny Sanders	DL	6-0	260	SO	Del Rio (Del Rio; Sul Ross)
93	Anthony Stokes	LB	5-11	194	SR	Mansfield (Timberview)
94	Aaron Stokes	LB	5-11	210	JR	Mansfield (Timberview)
95	Cole Wick	TE-DL	6-6	220	FR	Hallettsville (Sacred Heart)
96	Blake Thomas	TE	6-4	210	FR	Fort Worth (Tremble Tech)
97	Cyril Clark	TE	6-2	210	FR	Alief (Taylor)
98	Derek Pierce	DL	6-5	245	FR	Marion (Marion)
99	Harper Scofield	DL	6-3	255	SO	Dalhart (Dalhart)
101	Jake Cardenas	QB	6-3	185	FR	San Antonio (Harlandale)
102	Zach Zellars	DE	6-2	240	SO	Baytown (Lee)
103	Saul Meza	K	5-9	160	SR	San Antonio (O'Connor)

CARDINALS BY CLASS

SENIOR (24)

Devan Avery
Dominic Hamilton
Jayson Hierholzer
Dravannti Johnson
Caleb Kocian
Todd Lyons
Eric Massoni
Dakota Mawyer
Saul Meza
Andrew Mocio
Chaz Pavliska
Zach Rhodes
Trent Rios
Jake Roby
Andy Seaman
Charles Segura
Anthony Stokes
Alex Torres
Anthony Vela
Ty Warnasch
Garrett Williams
Robert Williams
Aaron Willis
Marcus Wright

JUNIOR (21)

Trey Anderson
Juan Asencio
Chavis Barron
Matt Bass
Jeremy Carson
Alan Ford
Brenan Furtado
John Gallegos
Matt Garza
Devin Haywood
Robby Horton
Shane Knight
Manny Nunez
Colton Palmer
Andrew Richter
Joseph Roberson
Eric Salas
Aaron Stokes
Stan Sullivan
Michael Tate
Brandon Terry

SOPHOMORE (20)

Josh Campbell
Kevin Defina
Justin Edwards
Kyle Fishbeck
Nick Ginn
Kent Hadnot
Horace Hays
Stephen Howard
Dominique Johnson
Jamarris Jones
Devin Judkins
Kielyn Lewis
Nick Morrow
Claudio Ramirez
Jordan Scelfo
Harper Scofield
Tre Spragg
Devin Threat
Jarrod White
Zach Zellars

FRESHMAN (37)

Octavio Baro
Trent Brittain
Jake Cardenas
Cyril Clark
Rory Dew
Josh Esukpa
Sean Flannel
Padyn Giebler
Virjilio Griggs
Bo Heyse
Johnny Huckobey
Taylor Hudson
Jacob Irby
Trevor Mason
Riley Mathews
Matt McCarthy
Cohner Mokry
Robert Moorman
Will Mora
Tim Ochola
Jamaal Ojo
Drake Pamilton
Julian Perez
Derek Pierce
Aaron Potter
Gary Reed
Joseph Sadler
Brandon Tanksley
Gabriel Taylor
Blake Thomas
Nathan Thompson
Cole Wick
Jake Wilcox
Dorian Williams
Terrell Williams
Taylor Woods
Brandon Yates

CARDINALS PRONUNCIATIONS

NOPLAYER

2	Eric Massoni	Mah-SO-nee
7	Chaz Pavliska	Pav-LISK-ah
15	Jordan Scelfo	CELL-fo
17	Cohner Mokry	Connor MOCK-ry
28	Kielyn Lewis	KEY-linn
29	Brenan Furtado	Fur-TAH-do
33	Dakota Mawyer	MAH-yer
36	Tim Ochola	o-CHO-la
44	Dravannti Johnson	drah-VON-teh
45	Bo Heyse	HI-see
48	Juan Ascencio	ah-SEN-cee-oh
51	Jamaal Ojo	OH-ho
54	Josh Esukpa	ee-SUK-pah
62	John Gallegos	ga-YEA-gos
75	Ty Warnasch	WARN-ush
76	Jayson Hierholzer	HERE-hol-zer
80	Andrew Mocio	MO-cee-oh
83	Virjilio Griggs	veer-HE-leo
87	Andrew Richter	RICK-ter
88	Caleb Kocian	KO-cee-an
94	Hakim Blackwell	ha-KEEM

HOW TO SAY

CARDINALS BY LOCATION

SAN ANTONIO

Alamo Heights
Brackenridge
Brandeis
Brennan
Churchill

Clark
Harlandale

Johnson
MacArthur
Marshall
McCollum
O'Connor
Reagan

Roosevelt

Sam Houston
Taft

Warren

TEXAS

Alice
Alief
Alvin
Arlington

Baytown
Beaumont
Beeville
Blanco
Brownsville
Calallen

Cedar Park
Columbia
Converse

Corpus Christi

Dalhart
Dallas

Devine
Dilley
Eastland
Edna
El Paso
Eules
Floresville

Fort Bend

Fort Worth
Gainesville
Garland
Hallettsville
Houston

Cedar Park
Columbia
Converse

Corpus Christi

Dalhart
Dallas

Devine
Dilley
Eastland
Edna
El Paso
Eules
Floresville

Fort Bend

Fort Worth
Gainesville
Garland
Hallettsville
Houston

Humble
Karnes City
Katy

Andrew Richter
Gabriel Taylor
Josh Campbell
Will Mora
Kevin Defina
Aaron Willis
Brandon Yates
Jake Cardenas
Taylor Hudson
Cohner Mokry
Nathan Thompson
Alex Torres
Charles Segura
Saul Meza
Matt McCarthy
Jake Wilcox
Marcus Wright
Devin Haywood
Eric Salas
Gary Reed
Trey Anderson
Trevor Mason
Virjilio Griggs

John Gallegos
Cyril Clark
Matt Bass
Tim Ochola
Jarrod White
Zach Zellars
Stan Sullivan
Robby Horton
Anthony Vela
Claudio Ramirez
Alan Ford
Matt Garza

Eric Massoni
Sean Flannel
Devan Avery
Caleb Kocian
Nick Ginn
Andy Seaman
Harper Scofield
Jamarris Jones
Manny Nunez
Joseph Sadler
Riley Mathews
Trent Brittain
Nick Morrow
Octavio Baro
Terrell Williams
Chaz Pavliska
Robert Williams
Tre Spragg
Dorian Williams
Taylor Woods
Blake Thomas
Kielyn Lewis
Jeremy Carson
Cole Wick
Kent Hadnot
Shane Knight
Joseph Roberson
Jamaal Ojo
Julian Perez
Michael Tate
Garrett Williams
Todd Lyons
Jayson Hierholzer
Brandon Tanksley

John Gallegos
Cyril Clark
Matt Bass
Tim Ochola
Jarrod White
Zach Zellars
Stan Sullivan
Robby Horton
Anthony Vela
Claudio Ramirez
Alan Ford
Matt Garza
Eric Massoni
Sean Flannel
Devan Avery
Caleb Kocian
Nick Ginn
Andy Seaman
Harper Scofield
Jamarris Jones
Manny Nunez
Joseph Sadler
Riley Mathews
Trent Brittain
Nick Morrow
Octavio Baro
Terrell Williams
Chaz Pavliska
Robert Williams
Tre Spragg
Dorian Williams
Taylor Woods
Blake Thomas
Kielyn Lewis
Jeremy Carson
Cole Wick
Kent Hadnot
Shane Knight
Joseph Roberson
Jamaal Ojo
Julian Perez
Michael Tate
Garrett Williams
Todd Lyons
Jayson Hierholzer
Brandon Tanksley

John Gallegos
Cyril Clark
Matt Bass
Tim Ochola
Jarrod White
Zach Zellars
Stan Sullivan
Robby Horton
Anthony Vela
Claudio Ramirez
Alan Ford
Matt Garza
Eric Massoni
Sean Flannel
Devan Avery
Caleb Kocian
Nick Ginn
Andy Seaman
Harper Scofield
Jamarris Jones
Manny Nunez
Joseph Sadler
Riley Mathews
Trent Brittain
Nick Morrow
Octavio Baro
Terrell Williams
Chaz Pavliska
Robert Williams
Tre Spragg
Dorian Williams
Taylor Woods
Blake Thomas
Kielyn Lewis
Jeremy Carson
Cole Wick
Kent Hadnot
Shane Knight
Joseph Roberson
Jamaal Ojo
Julian Perez
Michael Tate
Garrett Williams
Todd Lyons
Jayson Hierholzer
Brandon Tanksley

John Gallegos
Cyril Clark
Matt Bass
Tim Ochola
Jarrod White
Zach Zellars
Stan Sullivan
Robby Horton
Anthony Vela
Claudio Ramirez
Alan Ford
Matt Garza
Eric Massoni
Sean Flannel
Devan Avery
Caleb Kocian
Nick Ginn
Andy Seaman
Harper Scofield
Jamarris Jones
Manny Nunez
Joseph Sadler
Riley Mathews
Trent Brittain
Nick Morrow
Octavio Baro
Terrell Williams
Chaz Pavliska
Robert Williams
Tre Spragg
Dorian Williams
Taylor Woods
Blake Thomas
Kielyn Lewis
Jeremy Carson
Cole Wick
Kent Hadnot
Shane Knight
Joseph Roberson
Jamaal Ojo
Julian Perez
Michael Tate
Garrett Williams
Todd Lyons
Jayson Hierholzer
Brandon Tanksley

John Gallegos
Cyril Clark
Matt Bass
Tim Ochola
Jarrod White
Zach Zellars
Stan Sullivan
Robby Horton
Anthony Vela
Claudio Ramirez
Alan Ford
Matt Garza
Eric Massoni
Sean Flannel
Devan Avery
Caleb Kocian
Nick Ginn
Andy Seaman
Harper Scofield
Jamarris Jones
Manny Nunez
Joseph Sadler
Riley Mathews
Trent Brittain
Nick Morrow
Octavio Baro
Terrell Williams
Chaz Pavliska
Robert Williams
Tre Spragg
Dorian Williams
Taylor Woods
Blake Thomas
Kielyn Lewis
Jeremy Carson
Cole Wick
Kent Hadnot
Shane Knight
Joseph Roberson
Jamaal Ojo
Julian Perez
Michael Tate
Garrett Williams
Todd Lyons
Jayson Hierholzer
Brandon Tanksley

Keller
Kerrville
Lake Worth
Liberty Hill
Mansfield

Marion
Mart
Mexia
Nederland
New Braunfels
Pasadena
Pflugerville
Portland
Pearland
Schertz

Sealy
Somerset
Sour Lake
Spring Branch

Stephenville
Stockdale
Texas City
Waco

ARIZONA

Tucson

HAWAII

Honolulu

AUSTRALIA

Melbourne

Bo Heyse
Colton Palmer
Drake Pamilton
Brandon Terry
Josh Esukpa
Aaron Stokes
Anthony Stokes
Derek Pierce
Dominique Johnson
Devin Threat
Dravannti Johnson
Zach Rhodes
Justin Edwards
Juan Asencio
Kyle Fishbeck
Jacob Irby
Horace Hays
Johnny Huckobey
Stephen Howard
Devin Judkins
Jake Roby
Dominic Hamilton
Dakota Mawyer
Robert Moorman
Aaron Potter
Trent Rios
Padyn Giebler
Ty Warnasch
Chavis Barron
Andrew Mocio

Jordan Scelfo

Brenan Furtado

Rory Dew





CARDINALS STAFF



2012 FOOTBALL COACHING STAFF



LARRY KENNAN

HEAD COACH

His impact was immediate.

From the moment he came on board at Incarnate Word in mid-December of 2011, Larry Kennan has had a major, positive effect on the Cardinals football program.

On the day of his hiring UIW Director of Athletics Mark Papich was prophetic. Said Papich at the time "...in support of the university's vision of expanding our brand Larry Kennan provides the experience we need....he gives Incarnate Word name recognition through his ability to reach into the NFL as well as the collegiate ranks...."

Football fans should not be deceived by the fact that Larry Kennan has not technically been on the football field for the past 13 years while he was executive director of the NFL Coaches Association based in Washington, D.C. Those years combined with his 16 seasons as an NFL coach means he knows just about everyone who has walked the professional sidelines for the past three decades.



He has been an NFL offensive coordinator, a quarterbacks coach, a tight ends coach, a wide receivers coach. He owns a championship ring from the Los Angeles Raiders Super Bowl XVIII win. And, he was the head coach of the London Monarchs when they won a World Football League championship in 1991.

And perhaps most attractive of all for prospective Cardinals, he is a quarterback guru. During his tenure with the NFL Coaches Association he tutored quarterbacks as they prepared for their professional careers. The list of students is lengthy...T.J. Yates, Eli Manning, Tony Romo, Drew Brees to name a few.

Considering all of that, what Larry Kennan wanted to do was coach. And when the first opportunity came with 2012 spring drills at UIW he openly admitted to being "excited". He recalled that on the first day when the clouds broke and the sun came out he knew all was good.

Before spring practices got underway Kennan and his staff went out and signed arguably the best freshman class ever at UIW. "I think this class is considerably better than I ever imagined, particularly locally," Kennan said at the time. "And I have high expectations for our program."

And, when he leads his staff to conferences and clinics, the doors open because people know Larry Kennan and they want to talk football with him. And that's good because he knows the game, he is immersed in it and at last he is back doing what he wants to do—coach.





PERSONAL

Name	Larry Kennan	OTHER	
Hometown	La Verne, Calif.	2010-2011	Under Armor All-American Bowl Offensive Coordinator
Education	University of La Verne	NFL Quarterback Development	
	BA, History	T.J. Yates	2011
	Lifetime Teaching Credential	Drew Stanton	2007
Family	Wife Patricia; Sons Steve, Ryan, Kyle	Alex Smith	2005
CAREER		Eli Manning	2004
1998-2011	Executive Director NFL Coaches Association	Byron Leftwich	2003
COACHING		Tony Romo	2003
2011 -	Incarnate Word Head Coach	Drew Brees	2001
1997	New England Patriots Offensive Coordinator	Chad Pennington	2000
1996	Oakland Raiders Offensive Coordinator, QB Coach	Tim Couch	1999
1995	New Orleans Saints Tight Ends Coach		
1992-1994	Seattle Seahawks Offensive Coordinator, QB Coach		
1991	London Monarchs Head Coach World Football League Champions		
1988-1990	Indianapolis Colts Offensive Coordinator, QB Coach		
1988	Denver Broncos Wide Receivers Coach		
1982-1987	Los Angeles Raiders Quarterbacks Coach Super Bowl XVIII Champions		
1979-1981	Lamar University Head Coach		
1976-1978	SMU Offensive Coordinator		
1973-1975	Nevada-Las Vegas Offensive Coordinator		
1972	Arvada West HS (Colo) Assistant Coach		
1969-1971	Colorado Tight Ends Coach		
1967-1968	Garden Grove HS (Calif) Assistant Coach		





TODD IVICIC

ASSOCIATE HEAD COACH/DEFENSIVE LINE/HIGH SCHOOL LIAISON

Todd Ivicic (EYE-vah-check) came to Incarnate Word in November of 2007 as the Cardinals defensive coordinator and special

teams coordinator. Then, for the final three games of the 2011 campaign he not only retained his defensive duties but took on the title of interim head coach. Remaining on staff for Coach Larry Kennan, Ivicic moves over to be associate head coach with primary coaching duties involving running backs. He also will be the staff contact for high school coaches.

A notable came in the second season of action at UIW, 2010, when the Cardinals took a major step up in competition with its move to the Lone Star Conference and Ivicic's defenders went right along. The Cardinals allowed but 136.09 yards a game on the ground and that mark was 61st among the 151 teams ranked in the nation. Ivicic and his guys finished first in the Lone Star in opponents first down conversions (22 percent) and they were second in opponents first downs a game (17.8 a game).

In 2009 after playing an independent schedule the Cardinals were 16th in Division II with 8.33 tackles for losses. UIW was 33rd in the nation with 2.65 sacks a game.

For three years before UIW, Ivicic worked at Tarleton State helping the Texans to a 22-9 cumulative mark in that time. The last two seasons he coached the defensive line after spending his first year as the offensive line coach.

In 2007, Ivicic coached the Texans as a defensive team to the second highest sack totals of the season. The Texan special teams were first in the Lone Star Conference in kickoff returns, first in punting and third in punt returns.

Overall, Ivicic has 16 years coaching experience at the collegiate level. Prior to his stint at Tarleton State, Ivicic worked six seasons at Stephen F. Austin. Ivicic joined the SFA staff in January 1999. He also coached the special teams.

Prior to his time at SFA, Ivicic was the defensive line and special teams coach at Sam Houston State from 1995-98. He was the defensive line coach at Blinn Junior College in 1993-94 and was a graduate assistant at SHSU in 1991-92.

Ivicic played defensive end for the Bearkats in 1989 and 1990 after transferring to SHSU from Blinn Junior College. He was a linebacker at Blinn in 1988 after playing at Trinity Valley Community College in 1987 as a defensive back.

A 1986 graduate of Taylor High School in central Texas. He earned a bachelor's degree in kinesiology from SHSU in 1991 and a master's degree in kinesiology from SHSU in 1993.

Ivicic and his wife Stephanie were married in the spring of 2011 and they live in San Antonio.



TONY MARCIANO

ASSISTANT HEAD COACH/OFFENSIVE COORDINATOR/OFFENSIVE LINE

Tony Marciano joined the Incarnate Word football staff in the spring of 2010 as the Cardinals' offensive coordinator and offensive

line coach. With the arrival of Larry Kennan as the UIW head man Marciano took on the additional duties of assistant head coach. His on-field concentration remains with the offensive line which produced some significant numbers in 2011.

Under Marciano's tutelage the Cardinals were second in the Lone Star with the fewest sacks allowed. UIW also was second in red zone offense producing points nearly 88 percent of the time. Marciano's big guys up front led the Cardinals to third in the league in time of possession and fifth in rushing offense. Those were carry overs from Marciano's first year at UIW.

His arrival in 2010 at UIW had an immediate impact as the Cardinals ranked near the top of the Lone Star Conference in two vital offensive categories, both directly attributable to the offensive line play. Incarnate Word finished second in time of possession minutes a game and the Cardinals were fifth in rushing offense. Those yards on the ground translated to 64th in Division II among 151 teams ranked nationally.

Marciano brings an impressive résumé to the Cardinals. He worked as the offensive line coach and offensive coordinator in the Canadian Football League with both the Toronto Argonauts and the Calgary Stampeders. After that he moved to the National Football League as the tight ends coach for the Indianapolis Colts. He also was the tight ends coach and offensive line coach for the Houston Texans.

Most recently he was the director of football operations at Florida's All-Star Sports Training which develops athletes through scientifically advanced training methods.

A graduate of Indiana University in Pennsylvania, Marciano coached tight ends at that school before working at TCU, SMU, Brown University, University of Richmond and Kent State University.

Marciano talked about his work with offensive linemen. "I've always worked with offensive linemen or tight ends. I believe offensive linemen are typically the best citizens. They're not worried about catching the ball, but are in an unheralded position. They have to be a highly trained individual to play that position.

"No player is born wanting to be an offensive lineman, as they get very little credit" he continued. "They have to Love to play the game. Those five guys must work as one in concert to make it happen. Furthermore, you can't substitute offense players like you can defense, so they have to have great technique and a lot of stamina and 'stick-to-it', and must have a counter-action for everything the defense does."

Athletics and football run in the Marciano family. Tony's brother Joe currently is the special teams coordinator with the Houston Texans of the NFL.

Marciano and his wife, Kelly, are the parents of Anthony and Anna.



BRIAN GAMBLE

DEFENSIVE COORDINATOR / LINEBACKERS

Brian Gamble is stepping upward for the 2012 football season at Incarnate Word. When Larry Kennan arrived to be the Cardinals head coach one of his first moves

was to hand the defensive reins to Gamble who is now responsible for the philosophy as well as the linebackers in particular.

Since his arrival in August of 2008, Gamble had coached the Cardinals defensive linemen. Now, with total direction he installed a new system during spring drills and by all accounts the Cardinals quickly took to his 3-4 scheme.

In 2009, inaugural season at UIW, Gamble's defensive linemen made a name for themselves, principally in the opponents' backfields. Diego McClain tied for 20th in Division II in tackles for losses. Alan Ford tied for 49th in the entire country with his sacks.

As a defensive team in that first fall the Cardinals were 16th in the nation on tackles for losses while UIW was 33rd in sacks a contest.

The second year of Gamble's influence on the Cardinals was 2010, when UIW moved to membership in the ever-tough Lone Star Conference. And the Cardinals influence was apparent. UIW was eighth in the league allowing but 136.1 yards a game on the ground. That number was 61st in the nation among 151 teams ranked in Division II.

During the 2011 season Gamble saw Robby Horton blossom on the defensive line and earn Lone Star Conference honorable mention honors after being among league leaders in both tackles for losses and sacks. And, playing in the offense-happy Lone Star Gamble's front guys allowed less than 200 yards a game on the ground.

Now, he takes his ideas and influences to the total defensive package. And in particular he's back coaching linebackers, a position about which he knows.

A product of Beaumont's Alto High School, Gamble played his college football for the Texas A&M Aggies as an honored linebacker. His first year there he was the Big 12 freshman of the year and was second team freshman All-America.

The next season, 2000, he was second team both Big 12 and All-America. As a senior he was a candidate for the national Butkus Award after playing as the Aggies' team captain.

He earned his bachelor's degree in agricultural development in 2002.

A lover of hunting, fishing and golf, Gamble comes from a long line of Baylor athletes. His mother played basketball there and his father was a football player. And even his grandfather played baseball at Baylor.

Gamble and his wife Stephanie were married in the spring of 2011.



KYLE KENNAN

ASSISTANT COACH/ WIDE RECEIVERS/ RECRUITING COORDINATOR

Kyle Kennan is the veteran of the Incarnate Word football coaching staff. He arrived on campus as the third hire for the Cardinals

program which was instituted in the summer of 2007 and immediately immersed himself into the planning and implementing of the startup team.

Since that time he has been wearing a few different hats inside the program. And he brought extensive administrative experience to the job along with strong coaching genes.

Originally his duties with the Cardinals were as director of football operations. On the field his coaching responsibilities were on the offensive side of the ball, in particular the wide receivers and that has not changed. Having relinquished the operations duties in the summer of 2011, he moved over to become the recruiting coordinator. And under his direction the staff produced in February of 2012 what is being heralded as the finest signing class yet.

Over the first year of operations he was involved, heavily, in recruiting, in tryout sessions, and all the minutiae involved with getting a program off the ground.

Through his on-field coaching in 2010 Kennan saw 11 different players catch a pass in competition. Three of those had more than 20 receptions each with wideout Dominic Hamilton being the leader with 53. And five of those 11 worked their way into the end zone for touchdowns. A year ago, 2011, it got even more extensive as 14 of Kennan's guys got open to catch a pass, again with three snagging 20 or more.

Kennan was well versed in football administration before coming to UIW.

In the year before Incarnate Word, Keenan was a vice president of Coaches Inc., a company which works with and represents football coaches. The five years prior to that he was with the National Football League Coaches Association. He also has spent time working with the NFL Players Association.

A graduate of Mandeville High School in Louisiana, Keenan earned his bachelor's degree in communications and journalism at Roger Williams University in Rhode Island in 2001.

The gene portion of his resume comes from his father Larry who worked 16 years as a coach in the NFL with such teams as the Los Angeles/Oakland Raiders, Denver Broncos, Indianapolis Colts and Seattle Seahawks. And, Larry Kennan came on board at UIW as the head coach in December of 2011 presenting a dream situation for both, father and son working together on the field.

Kennan and his wife Abigail are the parents of sons Kingston and Coltrane.



NICK DEBOSE

ASSISTANT COACH/ SECONDARY

Things began to happen in the 2011 season and observers began to focus on Coach Nick Debose and his secondary players.

Devin Haywood intercepted a pass in each of the first seven games and those would ultimately lead the Lone Star Conference and those would be seventh in the nation at season's end. Haywood and fellow safety Chaz Pavliska (2 interceptions) both would be named All-Lone Star Conference second team.

All-in-all Debose's secondary would intercept 16 passes with six of those being returned for 23 or more yards. Pavliska took one back a school record 85 yards.

Nick Debose joined the Incarnate Word football program in June of 2008 and since that time has directed the defensive secondary.

His presence was immediate as in the inaugural season of 2009 one of his secondary players worked his way up in Division II national rankings. Safety Aaron Hernandez led the Cardinals with his five interceptions and that figure was good for a 14th place tie in the nation. As a unit that season the Cardinals secondary came up with 13 picks.

Before Incarnate Word DeBose spent the fall of 2007 as the secondary coach at Texas A&M-Kingsville. And prior to that he was on the coaching staff at his alma mater, Southeastern Oklahoma, for the 2006 season.

Debose, a 2006 graduate of Southeastern, played defensive back for the Savage Storm. He was a four-year starter in the secondary including all 10 games in 2005 and registering 40 tackles with five passes defended.

As a senior he was a team captain.

He was an honorable mention All-Lone Star Conference pick as a freshman

A product of Houston Westbury High School, he received both his undergraduate and graduate degrees from Southeastern Oklahoma. His bachelor of arts degree is in broadcast journalism while his master's degree is in secondary education.

His son is Kasen.



MICHAEL BRIGLIN

ASSISTANT COACH/ RUNNING BACKS/ DIRECTOR OF FOOTBALL OPERATIONS

Like others on the Incarnate Word football coaching staff Michael Briglin will have his sphere of influence shift a bit

on the field as he moves over to coach the defensive line for the 2012 season.

Off the field he continues as director of football operations meaning he will be thoroughly immersed in the day-to-day machinations of keeping the program moving forward with all things not located between the lines.

He arrived on the job in August of 2010 as a graduate assistant and for 2011 he became a fulltime assistant on the staff charged with coaching the running backs. At that time, he assumed the duties of director of football operations.

As the running backs coach in 2011 Briglin had two of his charges earn All-Lone Star Conference honors as fullback Donald Gies was second team and running back Trent Rios was honorable mention.

Michael Briglin, has been around football most of his career and now he is three years into coaching at the collegiate level.

Before coming to Incarnate Word he was head of the National Football League's development program in Pearl Harbor, Hawaii. He spent three years there and his squads won three championships.

Also, he was the linebackers coach at Moanalua High School, a division champion in Hawaii.

A native of Oswego, N.Y., Briglin is a 2001 graduate of Oswego State University. He has additional certifications in supervision and management through United States military programs. As a soldier he played on the US Army's rugby team.

He is a member of both the USA Football Coaches Association and the NFL Association. He is into personal training, fantasy football and training for marathons.





LARRY MOORE

**ASSISTANT COACH/
TIGHT ENDS**

Larry Moore is another who brings extensive experience from professional football to the Cardinals staff. He came to UIW in the summer of 2011 to coach the tight ends.

Under his tutelage in the fall of 2011 Andrew Mocio was UIW's second leading receiver from his tight end position and earned All-Lone Star Conference honorable mention honors. Another tight end, Caleb Kocian, set a single game record with his nine receptions against Midwestern State. All totaled, Moore's tight ends accounted for nearly one-third of UIW's total passing yards and total receptions.

A native of San Diego, Calif., he began his collegiate playing career at Grossmont Junior College before moving to Brigham Young University. Moore twice was All-Western Athletic Conference playing for BYU.

Moore then stepped to football's biggest stage, the National Football League. Between 1997 and 2006 he played center and offensive guard with Seattle, Indianapolis, Washington and Cincinnati. He was an offensive captain with both the Colts and Redskins. He was in 98 NFL games including 75 as a starter.

After his NFL playing days he coached tight ends at Bridgewater College before working internships with Cincinnati and Indianapolis of the NFL. Immediately before joining the Cardinals staff he worked two years as the offensive line coach at Ohio's Central State University.



JAKE ZWEIF

**ASSISTANT
COACH/SPECIAL
TEAMS/OUTSIDE
LINEBACKERS**

Jake Zweig came to the Cardinals for the spring of 2012 to work with the special teams and to be the assistant defensive line

coach.

For the 2011 season he was at Bryant University coaching on the defensive side. Before going to Bryant he participated in the NCAA Expert Coaches Academy which led to his receiving an NFL Bill Walsh Minority Fellowship with the Oakland Raiders.

Zweig has coaching experience at New Hampshire, Iona and the Catholic University of America. His first coaching job was as a graduate assistant at the University of Maryland.

A graduate of the US Naval Academy with a degree in computer science, he competed there in football, wrestling and golf. His master's degree in business administration is from the University of Michigan.

After the Academy he worked two years as a surface warfare officer aboard the USS Merrimack before completing Navy SEAL training and reporting to SEAL Team 8 in Virginia.

He spent a portion of 2011 competing on the History Channel's "Top Shot".

A native of Steilacoom, Wash., Zweig's wife is Sarah.



DARIN LOVAT

**STRENGTH AND
CONDITIONING COACH**

Darin Lovat arrived at Incarnate Word in the spring of 2012 to work with the Cardinals athletes as the strength and conditioning coach, bringing with him a wealth of experiences with him.

Lovat's number one assignment is UIW football but other Cardinals teams will share in his expertise during their competitive seasons.

His resume includes 14 years of work at Division I schools all across the nation. He has worked at Nevada-Las Vegas, Austin Peay, UCLA, Eastern Washington, Boston College and most recently three years at Washington State.

At UCLA he worked closely with two national championship squads, women's water polo and men's volleyball as well as numerous NFL draft picks and US Olympians. At Eastern Washington his football teams won back-to-back Big Sky titles and the men's basketball team made a first-ever NCAA tournament appearance. Among his EWU students were a Walter Payton Award winner and a Buchannon Award recipient. At Boston College his athletes included several NFL players most notably the Atlanta Falcons' Matt Ryan.

A native of Albuquerque, N.M., Lovat received his bachelor's degree in fitness management at UNLV and his master's degree in exercise science at Austin Peay.

He played football at UNLV where he started 47 consecutive games and was named special teams player of the year. He also was on the conference academic honor roll.

Lovat is both CSCS and CSCCA-SECC certified. He also holds a USAW Level I certification.

He and his wife, Ann, have two children, Eliza and Levi.





BRYANT PORTER

ASSISTANT STRENGTH AND CONDITIONING

Bryant Porter came to Incarnate Word as the assistant strength and conditioning coach in 2011 and in that role works with football and other Cardinals teams before, during and after their competition seasons.

A native of Red Bud, Ill., Porter earned his bachelor's degree in exercise science at Missouri Valley College. He played basketball there and was an all-conference performer after the 2010-2011 season. He also was an academic All-American two years.

Porter holds a USAW certification and is a certified strength and conditioning specialist.

ERICH MURPHY

GRADUATE ASSISTANT STRENGTH AND CONDITIONING

A protégé of UIW's Darin Lovat, Erich Murphy joined the strength and conditioning staff in the summer of 2012 as a graduate assistant.

Murphy earned his bachelor's degree in kinesiology at Washington State University during Lovat's tenure there as the strength and conditioning coach. For two years, Murphy was a student assistant.

A native of Inglewood, N.J., Murphy is certified through CSCS and USA Weightlifting as well as being a certified strength and conditioning specialist.



T.R. ST. CHARLES

ASSISTANT ATHLETICS TRAINER/FOOTBALL

Back in the summer of 2008, his retirement lasted only a couple of weeks before T.R. St. Charles decided he wasn't done just yet.

That's when an assistant athletics trainer's position opened at Incarnate Word with an emphasis on football. The job fit, he applied and now he's charged primarily with the health care of Cardinals football players.

St. Charles is not originally from Texas, but he had spent the past 30-plus years in this state's high school ranks before moving to UIW. He first worked in San Antonio at Holmes High School followed by a stint in Texas City before returning to the area for jobs at Taft, Clark and finally O'Connor high schools.

He has worked such events as the 2008 field hockey Olympic qualifying tournament, the 2004 Paralympics in Greece and the 2003 World University Games in South Korea.

In this summer of 2009 he was back in Asia with the U.S. junior field hockey team. He has athletic training experiences in such varied sports as taekwondo, gymnastics, trampoline and tumbling, and auto racing.

He is board certified by the National Athletic Trainers Association and licensed by the Southwest Athletic Trainers Association. He holds memberships in the Texas State and Alamo Area Athletic Trainers Association as well as the US Olympic Committee Sports Medicine Society and the Texas Society of Sports Medicine.

The author of several articles and a regular speaker at conventions, St. Charles earned his bachelor's degree at Vanderbilt University in history and a master's degree in health and physical education at George Peabody College of Vanderbilt.

He and his wife, Teri, are the parents of Jeff, Kyle, Taylor and Alexis.



THOMAS SPECIA

GRADUATE ASSISTANT/OFFENSE

Thomas Specia is a name familiar to the Cardinals football faithful. He first came to UIW in the fall of 2008 as the university was getting its new program off the ground. He then played quarterback during the first two years of competition, 2009 and 2010.

Now, he has returned on the coaching side of things as a graduate assistant for offense. This will be his second season as a GA.

Back in 2009, in the first game ever played by the Cardinals, he threw for three touchdowns and ran for two more as Incarnate Word won that inaugural game by 42-39 over Mexican national champion Monterrey Tech.

The atmosphere was electric in the overflow crowd at Benson Stadium and that charge came almost immediately as Specia scored the first Cardinals touchdown by completely fooling everyone on the field with a naked bootleg, 52-yard run for the six points.

After his two years his name is all over the Cardinals record book for both game and season and career.

A native of San Antonio and a graduate of Reagan High School, Specia played at College of DuPage in Illinois before transferring back home to UIW. He earned his bachelor's degree in kinesiology in December 2010.



JONATHAN PATKE

GRADUATE ASSISTANT/DEFENSE

This will be Jonathan Patke's second year on the coaching side of collegiate football and he began his association with Incarnate Word in the summer of 2011.

Prior to coming to UIW and the Cardinals, Patke had been employed in the oil and gas business while living in Houston, his hometown. He is a graduate of Cypress-Creek High School.

His other experiences in college football came as a four-year player and a three-year starter at Stephen F. Austin State University. He worked his way from a first-year walk on to the starting job at linebacker. His first year there the head coach was Mike Santiago, now the architect of Incarnate Word's program. And a member of that SFA staff was Todd Ivicic, now the defensive coordinator at UIW.

After completing his football time he received a bachelor of business administration with a minor in finance. That was in 2008.

A member of Sigma Iota Epsilon, a professional management society, Patke's football roots are noteworthy. His cousin Gary Kubiak is head coach of the professional Houston Texans while cousin Larry Stegent is a running back at Texas A&M University.



THE 2012 CARDINALS



CARDINALS





THE 2012 CARDINALS



#1
ROBERT
WILLIAMS

SENIOR

CORNERBACK

5-8, 165

FLORESVILLE, TEXAS

FLORESVILLE HS

HS COACH: JOHN BAKER

BIRTHDATE: 10/16/88

MAJOR: INTERIOR DESIGN

2011

- He got into 7 games with no starts
- He had 7 tackles including 5 solo

2010

- Played in 6 games with no starts
- He had 9 tackles including 5 solo

2009

- He was in 7 games with 1 start
- He was a wide receiver
- He had 1 catch and 1 punt return



2
ERIC
MASSONI

SENIOR

QUARTERBACK

6-2, 207

CEDAR PARK, TEXAS

LEANDER HS

HS COACH: STEVE GIDEON

BIRTHDATE: 8/17/90

MAJOR: SPORTS MANAGEMENT

2011

- He was in 8 games
- He started the final 4 games
- He was 59-149-10 for 730 yards
- He threw for 5 touchdowns
- His game average was 91.2 yards
- Rushing he carried 74 times for a net 372 yards
- His game average rushing was 46.5

2010

- Played in 6 games with no starts
- He was 32-57-0 throwing for .561
- He had 4 touchdowns
- He led the team with his 119.1 efficiency rating

2009

- He was in 9 games with 5 starts
- His 129.1 efficiency rating led the team
- He was 73-138-4
- His 11 TD throws and 101.7 yards a game led the team
- His .529 completion percentage also led



3
DOMINIC
HAMILTON

SENIOR

WIDE RECEIVER

5-9, 175

SPRING BRANCH, TEXAS

SMITHSON VALLEY HS

HS COACH: LARRY HILL

BIRTHDATE: 4/10/89

MAJOR: ENGINEERING MANAGEMENT

2011

- He was in 9 games with 6 starts
- He had 17 catches for 195 yards and 1 TD
- His averages were 11.5 a catch, 21.7 a game
- His long catch was 29 yards

2010

- He started all 11 games
- His 53 catches and 627 yards led the team
- He had 5 TD catches
- His catch average was 11.8 with a long of 32
- His 36 points were 4th including 1 rushing TD

2009

- He started 5 of his 7 games
- He led with 29 catches, 464 yards, 6 TDs
- He had 3 consecutive games with 2 TD catches





**# 5
COLTON
PALMER**

JUNIOR

WIDE RECEIVER

6-4, 205

KERRVILLE, TEXAS

TIVY HS

HS COACH: MARK SMITH

BIRTHDATE: 6/21/90

MAJOR: KINESIOLOGY

2011

- Lone Star Conference Commissioner's Academic Honor Roll
- He started 1 of his 9 games played
- His 13 catches resulted in 186 yards
- His longest was 39 yards
- His game average was 20.7 yards
- He caught 2 touchdown passes

2010

- He was in all 11 games with no starts
- He caught 8 passes for 65 yards
- His averages were 8.1 a catch, 5.9 yards a game
- His longest was 20 yards

2009

- He redshirted his first year at UIW



**# 7
CHAZ
PAVLISKA**

SENIOR

SAFETY

5-11, 196

FLORESVILLE, TEXAS

FLORESVILLE HS

HS COACH: JOHN BAKER

BIRTHDATE: 11/28/89

MAJOR: ENGINEERING MANAGEMENT

2011

- All-Lone Star Conference 2nd team
- LSC Commissioner's Academic Honor Roll
- Once Iscscoop.com defensive player of the week
- He started all 10 games
- His 67 total tackles were second on the team
- He had 4.5 tackles for losses of 17 yards
- He had 1.5 sacks
- He had 2 interceptions both against Eastern New Mexico
- He returned 1 interception a school record 85 yards against Eastern New Mexico
- He forced one fumble and recovered one other

2010

- He started all 10 of his games
- His 60 tackles were 3rd at UIW
- He had 35 solo tackles
- He had 5 tackles for losses with 1 sack
- He had 1 interception and 1 fumble recovery

2009

- He was d2football.com All-Independent
- Once he was d2football.com independent player of the week
- He started all 10 of his games
- He led the team with 71 tackles with 39 solos
- He had 4.5 sacks, 3 interceptions, 2 fumble recoveries



**# 8
GARRET
WILLIAMS**

SENIOR

WIDE RECEIVER

6-1, 208

HOUSTON, TEXAS

CY-FALLS HS

S.F. AUSTIN UNIVERSITY

BIRTHDATE: 10/30/88

MAJOR: BUSINESS

2011

- He was at UIW but did not play

2010

- At SFA he was in 4 games
- He caught 4 passes for 42 yards

2009

- He was in 4 SFA games
- He had 66 yards and 1 TD on 4 catches

2008

- As a freshman at SFA he was in 7 games
- He caught 7 passes for 65 yards





12
STAN
SULLIVAN

JUNIOR

WIDE RECEIVER

5-11, 183

BEAUMONT, TEXAS

OZEN HS

HS COACH: JEFF NELSON

BIRTHDATE: 11/20/91

MAJOR: UNDECIDED

2011

- He started 3 of his 9 games played
- He caught 15 passes for 137 yards
- His long catch was 20 yards
- He scored 1 touchdown

2010

- He was in 11 games with 5 starts
- He caught 14 passes for 116 yards
- His long catch was 21 yards, his game average was 10.5 yards

2009

- At Ozen HS he was TAAAPS All-State HM



#14
KYLE
FISHBECK

SOPHOMORE

QUARTERBACK

6-2, 208

PORTLAND, TEXAS

GREGORY-PORTLAND HS

HS COACH: GEORGE HARRIS

BIRTHDATE: 6/21/92

MAJOR: COMPUTER INFORMATION SYSTEMS

2011

- He was a red-shirt
- Lone Star Conference Commissioner's Honor Roll

HIGH SCHOOL

- Academic all-state
- Three-time academic all-district
- In 3 years threw for 3,800 yards, 29 TDs
- Three-time all-district



16
MATT
GARZA

JUNIOR

CORNERBACK

5-8, 170

CALALLEN, TEXAS

CALALLEN HS

HS COACH: PHIL DANAHER

BIRTHDATE: 1/12/91

MAJOR: BUSINESS ADMINISTRATION

2011

- Lone Star Conference Commissioner's Honor Roll
- He was in six games with no starts
- He had 3 tackles
- He blocked one field goal attempt

2010

- He was in 7 games with no starts
- He returned 11 kickoffs for 178 yards
- His return average was 16.2 and his long was 34
- He had 1 punt return for 7 yards

2009

- At Calallen he was All-South Texas and All-Metro
- In baseball he was All-State, All-South Texas, All-Metro
- His baseball team won the state title





#17 JORDON SCELFO

SOPHOMORE

QUARTERBACK

5-10, 190

TUCSON, ARIZ.

SALPOINTE HS

HS COACH: DENNIS BENE

BIRTHDATE: 6/1/92

MAJOR: PRE-PHARMACY

2011

- He was a red-shirt
- Lone Star Conference Commissioner's Academic Honor Roll

HIGH SCHOOL

- He also played baseball



20 CHAVIS BARRON

JUNIOR

CORNERBACK

5-10, 165

TEXAS CITY, TEXAS

TEXAS CITY HS

BIRTHDATE: 5/12/90

MAJOR: SPORTS MANAGEMENT

2011

- He got into 7 games with one start
- He had 16 tackles, 11 solo
- He had one tackle for a loss
- He forced one fumble

2010

- He was a redshirt at UIW

HIGH SCHOOL

- As a senior he was all-district
- His junior year he was second team all-district



21 DEVIN HAYWOOD

JUNIOR

DEFENSIVE BACK

5-10, 180

SAN ANTONIO, TEXAS

ROOSEVELT HS

HS COACH: NEAL LAHUE

BIRTHDATE: 5/5/92

MAJOR: PHYSICAL THERAPY

2011

- All-Lone Star Conference 2nd team
- All-Beyond Sports College Network 3rd team
- Lone Star Conference Commissioner's Academic Honor Roll
- His 7 interceptions led the Lone Star Conference and were 7th in Division II
- He had one interception in each of the first seven games
- He started all 10 games
- He had 55 tackles including 26 solos and one for a loss


2010

- He was in 9 games with no starts
- He had 9 tackles including 2 solos
- He recovered 1 fumble
- He had 7 kickoff returns for 141 yards
- His long return was 32 and his average was 20.1

2009

- At Roosevelt HS he was an all-area quarterback





#22 TRENT RIOS

SENIOR

RUNNING BACK

5-8, 175

SPRING BRANCH, TEXAS

SMITHSON VALLEY HS

HS COACH: LARRY HILL

BIRTHDATE: 10/30/89

MAJOR: BUSINESS MANAGEMENT

2011

- All-Lone Star Conference honorable mention
- CoSIDA Capital One Academic All-District
- Lone Star Conference Commissioner's Academic Honor Roll
- Once Iscscoop.com offensive player of the week
- Led UIW in rushing (196-686), scoring (68), all-purpose yards (914)
- Set UIW single game record for TD (4), season TD (10)
- Lone Star Conference 5th in rushing 6th in scoring, 7th in all-purpose yards

2010

- Don Hansen Football Gazette All-Super Region (3rd)
- ESPN Academic All-District
- Lone Star Conference All-Academic
- All-Lone Star Conference (HM)
- Once LSC South offensive player of week
- He started all 11 games
- In the LSC was 2nd in all-purpose yards (148.4), 3rd in rushing (80.7), 7th in kick returns (23.7)
- In the nation he was 20th in all-purpose yards, 48th in rushing, 57th in kick returns
- He set 6 UIW school records in rushing and kick returns
- His personal career high 207 yards were against Texas A&M-Commerce
- He caught a pass in all 11 games
- He caught 27 passes for 183 yards, 1 TD
- He scored 8 times on the ground

2009

- He started 8 of his 9 games
- Twice he rushed for 100-plus yards
- He led in carries (109), yards (424), all-purpose yards (856), kick return (25.6)



#23 JAMARRIS JONES

SOPHOMORE

DEFENSIVE BACK

5-10, 170

DALLAS, TEXAS

MADISON HS

HS COACH: RONALD JOHNSON

BIRTHDATE: 6/24/93

MAJOR: BUSINESS

2011

- He was in 7 games with no starts
- He had 8 tackles with 6 solos

HIGH SCHOOL

- Twice all-district second team
- National Honor Society
- Also ran track and swam



25 DEVAN AVERY

SENIOR

CORNERBACK

5-10, 175

CONVERSE, TEXAS

WAGNER HS

HS COACH: PETE GIBBONS

BIRTHDATE: 1/20/90

MAJOR: SPORTS MANAGEMENT

2011

- He started all 10 games
- His 26 tackles included 16 solos
- He had 2 interceptions
- He recovered 1 fumble

2010

- He started all 11 games
- His 63 total tackles were 2nd on the team
- He recorded a team high 49 solo tackles
- He broke up a team high 8 passes
- He had 1 tackle for a loss

2009

- He started all 10 games
- He had 1 interception
- His 49 tackles were 3rd
- He registered 27 solo tackles





26 ALEX TORRES

SENIOR

RUNNING BACK

6-0, 195

SAN ANTONIO, TEXAS

MARSHALL HS

HS COACH: MIKE CAREW

BIRTHDATE: 11/8/89

MAJOR: ENGINEERING MANAGEMENT

2011

- He was in 2 games with no starts
- He carried the ball 1 time for 8 yards

2010

- He was a redshirt

2009

- He was in 10 games with 2 starts
- He carried 25 times for 144 yards
- His longest gain was 40 yards



27 AARON WILLIS

SENIOR

LINEBACKER

6-3, 210

SAN ANTONIO, TEXAS

CHURCHILL HS

HS COACH: CAWRL GUSTAFSON

BIRTHDATE: 12/25/89

MAJOR: BIOLOGY

2011


- He started 6 of his 9 games
- His 20 tackles included 12 solo
- He had one tackle for a loss and one sack
- He punted 26 times for an average 38.4
- He had 4 punts of 50+ and 6 inside the 20

2010

- He started all 11 games
- He had a team high 65 tackles
- He tied with a team high 2 interceptions
- He had 2 tackles for losses
- His 59 punts averaged 35.2 yards
- That average was 10th in the Lone Star
- He had 4 punts of 50-plus yards with a long of 60
- 15 punts stopped inside the 20 yard line

2009

- He started 9 games
- He had 25 tackles with half a sack
- He recovered 1 fumble
- He punted 9 times for an average 38.0 yards



#28 KIELYN LEWIS

SOPHOMORE

CORNERBACK

6-1, 190

GAINESVILLE, TEXAS

GAINESVILLE HS

HS COACH: LANCE GARY

MAJOR: BUSINESS

2011

- He was in 8 games with no starts
- His 5 tackles included 4 solos

HIGH SCHOOL

- All-district as a quarterback and defensive back
- Second team all-district punter
- Dallas-Fort Worth all-area second team
- Regional track qualifier





29
BRENAN
FURTADO

JUNIOR

RUNNING BACK

5-10, 180

WAHIAWA, HI.

DAMIEN MEMORIAL HS

HS COACH: PUNAHOU AINA

BIRTHDATE: 6/13/92

MAJOR: ATHLETIC TRAINING

2011


- He played in but one game
- Injuries limited his action

2010

- He was in 8 games with no starts
- He carried 9 times for 23 yards with a long of 8
- He returned 7 kickoffs with 131 yards with a long of 27

2009

- At Wahiawa HS he was an OC 16 Impact Player
- He was a West all-star
- He won the school's outstanding athlete award



32
MATT
BASS

JUNIOR

FULLBACK

5-11, 245

ALVIN, TEXAS

ALVIN HS

HS COACH: JEFF DUNGEN

BIRTHDATE: 7/26/91

MAJOR: HISTORY

2011

- He was in 7 games with no starts
- On defense he had 10 tackles with 6 solos
- He was playing linebacker

2010

- He played in all 11 games starting the final 4
- He recorded 32 tackles including 18 solos
- He posted 2.5 tackles for losses and he had half sack

2009

- At Alvin HS he was all-state HM and

all-county

- He was the defensive player of the year



33
DAKOTA
MAWYER

SENIOR

LINEBACKER

6-3, 250

SPRING BRANCH, TEXAS

SMITHSON VALLEY HS

HS COACH: LARRY HILL

BIRTHDATE: 2/19/90

MAJOR: ENGINEERING MANAGEMENT

2011

- He started 9 of his 10 games
- His 63 tackles were 3rd on the team and included 25 solos
- He had 5.5 tackles for losses and 1.0 sacks
- He intercepted 2 passes
- He recovered 2 fumbles

2010

- All-Lone Star Conference HM
- He started 8 of his 9 games before breaking a bone in his leg
- His total 47 tackles were 4th for UIW
- His 5.5 tackles for losses and his 1.5 sacks were 2nd
- He led with 2 interceptions including that 65-yard return at East Central Oklahoma

2009

- d2football.com All-Independent (2nd)
- He started all 10 games
- He had 68 tackles, 10 for losses, 1 sack
- He had 1 interception and covered 1 fumble





#37 STEPHEN HOWARD

SOPHOMORE

DEFENSIVE BACK

5-8, 165

SEALY, TEXAS

SEALY HS

HS COACH: JIMMY MITCHELL

BIRTHDATE: 1/10/93

MAJOR: UNDECIDED

2011

- Lone Star Conference Commissioner's Academic Honor Roll
- He got into one game

HIGH SCHOOL

- Academic All-State second team
- Second team all-district



#39 TRE SPRAGG


SOPHOMORE

SAFETY

5-9, 183

FORT BEND, TEXAS

ELKINS HS



#40 NICK MORROW

SOPHOMORE

LINEBACKER

6-1, 225

EDNA, TEXAS

EDNA HS

HS COACH: MIKE PIERCE

BIRTHDATE: 12/3/92

MAJOR: UNDECIDED

2011

- He played in all 10 games with no starts
- He recorded 7 tackles

HIGH SCHOOL

- Three-time all-district linebacker
- Academic All-State
- All-state HM linebacker

2010

- 97 tackles, 3 sacks, 3 caused fumbles, 3 interceptions





#42 NICK GINN

SOPHOMORE

LINEBACKER

6-3, 215

CORPUS CHRISTI, TEXAS

CALALLEN HS

HS COACH: PHIL DANAHER

BIRTHDATE: 10/17/92

MAJOR: BUSINESS

2011

- He was in 9 games with no starts
- He had 12 tackles including 6 solos
- He had 1.5 tackles for losses and 1.0 sacks
- He forced 1 fumble

HIGH SCHOOL

- Academic all-state
- District MVP
- All-South Texas
- All-district
- Twice all-district in baseball



#47 JOSH CAMPBELL

SOPHOMORE

LINEBACKER

6-0, 220

SAN ANTONIO, TEXAS

BRANDEIS HS

HS COACH: JOHN CAMPBELL

BIRTHDATE: 5/15/92

MAJOR: KINESIOLOGY

2011

- He started 2 of his 8 games
- He had 15 tackles including 8 solos
- He recorded 3.0 tackles for losses

HIGH SCHOOL

- District defensive MVP
- All-area
- 117 tackles, 8 for losses, 3 sacks



48 JUAN ASENCIO

JUNIOR

LINEBACKER

5-11, 220

PFLUGERVILLE, TEXAS

HENDRICKSON HS

HS COACH: CHIP LILLIAN

BIRTHDATE: 8/15/91

MAJOR: CRIMINAL JUSTICE

2011

- Lone Star Conference Commissioners' Academic Honor Roll
- Once LSC defensive player of the week
- Led the team with 88 tackles including 51 solo; the 88 were 3rd in the LSC
- He had 3.5 tackles for losses
- He intercepted 3 passes
- One of his interception returns was for 62, 4th longest in UIW history
- Another interception was returned 49
- His 3 forced fumbles were 2nd in the LSC

2010

- He was in 9 games with 6 starts
- Of his 46 stops 27 were solos
- He had 1 tackle for a loss
- He had 2 quarterback hurries

2009

- At Hendrickson HS he was all-state HM
- He was the district defensive MVP 3 times





50 DOMINIQUE JOHNSON

SOPHOMORE

OFFENSIVE LINE

6-2, 272

MART, TEXAS

MART HS

HS COACH: RUSTY NAIL

BIRTHDATE: 6/5/92

MAJOR: PRE-PHARMACY

2011


- Injuries kept him out of action

2010

- He was a redshirt

2009

- At Mart HS he was all-state HM
- He was Cen-Tex Super Team
- Twice he was all-district



52 ALAN FORD

JUNIOR

LINEBACKER

6-5, 215

CALALLEN, TEXAS

CALALLEN HS

HS COACH: PHIL DANAHER

BIRTHDATE: 9/13/89

MAJOR: KINESIOLOGY

2011


- He was a medical redshirt

2010

- He started 10 of his 11 games
- He had 27 tackles, 13 solos
- 3.5 of his tackles were for losses
- He had 1.5 sacks
- He had 2 quarterback hurries

2009

- He started all 10 games
- His 43 tackles included 21 solos
- He had 7.5 tackles for losses
- His 6.5 sacks led UIW and were 49th in the nation
- He recovered 3 fumbles including a 54-yard return for a TD



54 BRANDON TERRY

JUNIOR

DEFENSIVE LINE

5-10, 287

LIBERTY HILL, TEXAS

LIBERTY HILL HS

HS COACH: JERRY VANCE

BIRTHDATE: 4/24/91

MAJOR: BIOLOGY

2011

- He was in 3 games with no starts
- 3 of his 4 tackles were solos

2010

- He played in 3 games
- He recorded a single tackle

2009

- He redshirted his first year at UIW





56 JEREMY CARSON

JUNIOR

DEFENSIVE LINE

6-0, 255

GARLAND, TEXAS

SOUTH HS

HS COACH: KEITH WRIGHT

BIRTHDATE: 1/7/92

MAJOR: UNDECIDED

2011

- He started 8 of his 9 games
- He had 18 tackles with 8 solo
- He had 4.0 tackles for losses
- He had 2.0 sacks

2010

- He played in 10 games with no starts
- He had 11 stops, 8 unassisted
- He had 1 tackle for a loss

2009

- At Garland South HS he was all-district
- He won the school's Brendan Foster Award



57 JAKE ROBY

SENIOR

OFFENSIVE LINE

6-6, 260

SOUR LAKE, TEXAS

HARDIN-JEFFERSON HS

HS COACH: DAVID MARTEL

BIRTHDATE: 8/1/89

MAJOR: BUSINESS MANAGEMENT

2011


- He started all 10 games
- He has now started 28 straight games

2010

- He was in all 11 games as a starter
- He started at offensive tackle

2009

- He was in 7 games
- He was a starter in all 7



#58 KEVIN DEFINA

SOPHOMORE

OFFENSIVE LINE

6-3, 265

SAN ANTONIO, TEXAS

CHURCHILL HS

HS COACH: GLENN HILL

BIRTHDATE: 8/12/92

MAJOR: PRE-PHARMACY

2011

- He got into a single game

HIGH SCHOOL

- First team all-district





61 ANDY SEAMAN

SENIOR

OFFENSIVE LINE

6-2, 284

CORPUS CHRISTI, TEXAS

KING HS

HS COACH: JIM ELAM

BIRTHDATE: 9/24/90

MAJOR: SPORTS MANAGEMENT

2011

- Lone Star Conference Commissioner's Academic Honor Roll
- He started all 10 games
- He has now started 21 consecutive games

2010

- He started all 11 games at center

2009

- He saw action in 3 games as a freshman



63 JOSEPH ROBERSON

JUNIOR

DEFENSIVE LINE

6-0, 265

HOUSTON, TEXAS

CYPRESS-FALLS HS

HS COACH: DAVID RAFFIELD

BIRTHDATE: 4/6/91

MAJOR: ENGINEERING MANAGEMENT

2011

- He saw no action

2010

- He was a redshirt

2009

- At Cy-Falls HS he was all-district honorable mention



65 ANTHONY VELA

SENIOR

DEFENSIVE LINE

6-0, 287

BLANCO, TEXAS

BLANCO HS

HS COACH: DANNY ROGERS

BIRTHDATE: 9/10/90

MAJOR: KINESIOLOGY

2011

- He started 3 of his 6 games
- 5 of his 8 tackles were solos
- He had 2.0 tackles for losses
- He had 1.0 sacks

2010

- He started all 11 games
- He had 14 tackles, 2 unassisted
- He had 1.5 tackles for losses
- He recovered 1 fumble
- He had 1 safety

2009

- He played in 6 games with 1 start
- He had 9 tackle assists
- He was in on 1 tackle for a loss





66 MANNY NUNEZ

JUNIOR

KICKER

6-3, 202

DALLAS, TEXAS

SEGUIN HS

HS COACH: JOHN ALBUS

OUR LADY OF THE LAKE

BIRTHDATE: 8/25/90

MAJOR: BUSINESS MANAGEMENT

2011

- He was in 5 games
- He punted 24 times for an average 32.0
- His long was 59, he had 2 inside the 20



67 CHARLES SEGURA

SENIOR

OFFENSIVE LINE

6-2, 316

SAN ANTONIO, TEXAS

MCCOLLUM HS

HS COACH: CARL KLANN

MIDWESTERN STATE

BIRTHDATE: 12/8/88

MAJOR: ACCOUNTING

2011


- CoSIDA Capital One Academic All-District
- Lone Star Conference All-Academic
- Lone Star Conference Commissioner's Academic Honor Roll
- He started all 10 games
- He has now started 31 consecutive games

2010

- Lone Star Conference All-Academic
- UIW Student-Athlete of the Year
- He started all 11 games at guard

2009

- He played and started all 10 games



#68 RORY DEW

FRESHMAN

OFFENSIVE LINE

6-8, 315

MELBORUNE, AUSTRALIA

ST. KEVINS HS

HS COACH: RALPH MAGGIO

BIRTHDATE: 1/8/92

MAJOR: COMMUNICATIONS

2011

- He was a redshirt

HIGH SCHOOL

- Played in the Maxx Scouts All-Star game in Florida
- Played in the World vs USA Game in Texas





#71 HORACE HAYS

SOPHOMORE

OFFENSIVE LINE

6-4, 275

SCHERTZ, TEXAS

CLEMENS HS

HS COACH: GREG FERRARA

BIRTHDATE: 9/4/92

MAJOR: PRE-PHARMACY

2011

- He was a redshirt

HIGH SCHOOL

- Second team all-district



72 ROBBY HORTON

JUNIOR

DEFENSIVE LINE

6-2, 275

BEEVILLE, TEXAS

JONES HS

HS COACH: CHRIS SOZA

BIRTHDATE: 8/27/91

MAJOR: BIOLOGY

2011


- All-Lone Star Conference honorable mention
- He started all 10 games
- His 5.5 sacks were 5th in the LSC
- His 11.0 tackles for losses were 10th in the LSC
- He had 36 tackles total
- His 42-yard fumble return at TAMU-Commerce was 3rd longest in UIW history

2010

- He was in 10 games with no starts

2009

- He was a redshirt



74 ERIC SALAS

JUNIOR

OFFENSIVE LINE

6-1, 260

SAN ANTONIO, TEXAS

ROOSEVELT HS

HS COACH: NEAL LAHUE

BIRTHDATE: 4/30/91

MAJOR: PSYCHOLOGY

2011

- Lone Star Conference Commissioner's Academic Honor Roll
- He saw no action on the field

2010

- He was a redshirt

2009

- At Roosevelt HS he was academic all-state
- On the field he was all-area second team
- He was all-district





75
TY
WARNASCH

SENIOR

OFFENSIVE LINE

6-3, 300

STOCKDALE, TEXAS

STOCKDALE HS

HS COACH: ANDREW KING

BIRTHDATE: 2/5/90

MAJOR: KINESIOLOGY

2011


- He started all 10 games
- He moved to guard from tackle
- He has now started 21 consecutive games on offense

2010

- All-Lone Star Conference honorable mention
- He started all 11 games at tackle

2009

- He was a defensive tackle
- Injuries limited him to 9 games with 4 starts
- He had 14 tackles including 6 solos
- He recovered 1 fumble



76
JAYSON
HIERHOLZER

SENIOR

OFFENSIVE LINE

6-4, 294

KARNES CITY, TEXAS

KARNES CITY HS

HS COACH: TOM WARLICK

BIRTHDATE: 10/18/89

MAJOR: KINESIOLOGY

2011

- Lone Star Conference Commissioner's Academic Honor Roll
- He started all 10 games
- He has now started 30 consecutive games

2010

- ESPN Academic All-District
- He started all 11 games at tackle

2009

- He started all 9 of his games
- He made 1 tackle on coverage teams



77
DEVIN
THREAT

SOPHOMORE

OFFENSIVE LINE

6-3, 288

MEXIA, TEXAS

MEXIA HS

HS COACH: PAUL WEAVER

BIRTHDATE: 8/6/93

MAJOR: UNDECIDED

2011

- He started 1 of his 7 games

HIGH SCHOOL

- All-district offense
- All-district defense





78
MICHAEL
TATE

JUNIOR

DEFENSIVE LINE

5-11, 290

HOUSTON, TEXAS

ALIEF ELSIK HS

HS COACH: BILL BARRON

BIRTHDATE: 11/19/91

MAJOR: ENGINEERING MANAGEMENT

2011

- He had 1 start in his 9 games
- 5 of his 13 tackles were solo
- He had 1.0 tackle for a loss and 1.0 sacks

2010

- He was in 10 games with no starts
- He had 12 stops with 3 unassisted
- He got an assist on 1 tackle for a loss
- He was 8th in the Lone Star hammer competition
- He also threw the discus and shot

2009

- At Alief Elsik HS he was all-district
- Twice he was the MVP



80
ANDREW
MOCIO

SENIOR

TIGHT END

6-5, 215

WACO, TEXAS

REICHER CATHOLIC HS

HS COACH: MARK WAGGONER

BIRTHDATE: 11/7/89

MAJOR: ENGINEERING MANAGEMENT

2011

- All-Lone Star Conference honorable mention
- Lone Star Conference Commissioner's Academic Honor Roll
- He started all 10 games
- He caught 32 passes for 402 yards and 2 TDs
- His catch average was 12.6 and his game average was 40.2

2010

- All-Lone Star Conference HM
- He was in 11 games with 9 starts
- He caught 21 passes for 233 yards, 1 TD
- His long was 24 yards
- His averages were 11.1 a catch, 21.2 a game

2009

- He was in 7 of 10 games
- He had 10 catches for 98 yards
- His long was 21 yards, his game average was 16.3



81
TREY
ANDERSON

JUNIOR

TIGHT END

6-1, 220

SAN ANTONIO, TEXAS

TAFT HS

HS COACH: BRIAN DAVENPORT

BIRTHDATE: 1/9/91

MAJOR: BIOLOGY

2011

- Lone Star Conference Commissioner's Academic Honor Roll
- He was in 8 games with no starts
- He caught 5 passes for 44 yards and 1 TD

2010

- He was in 6 games with no starts
- He had 1 kickoff return for 12 yards

2009

- At Taft HS he was all-district
- He was all-city second team





82
TAYLOR
HUDSON

FRESHMAN

WIDE RECEIVER

6-0, 160

SAN ANTONIO, TEXAS

HARLANDALE HS

HS COACH: ISAAC MARTINEZ

BIRTHDATE: 12/17/92

MAJOR: KINESIOLOGY

2011

- *He was a redshirt*

HIGH SCHOOL

- *Once second team all-district cornerback*
- *Twice all-district HM wide receiver*
- *Second in district in triple jump*



85
KENT
HADNOT

SOPHOMORE

WIDE RECEIVER

6-2, 175

MISSOURI CITY, TEXAS

ELKINS HS

HS COACH: DENNIS BRANTLEY

BIRTHDATE: 11/24/92

MAJOR: PRE-PHARMACY

2011

- *He played in 1 game*

HIGH SCHOOL

- *Academic all-district*
- *Academic Excellence Award*
- *Team captain for both football and track*

2009

- *district 400-meter champion*



#86
GABRIEL
TAYLOR

FRESHMAN

WIDE RECEIVER

6-6, 195

SAN ANTONIO, TEXAS

BRACKENRIDGE HS

HS COACH: WILLIE HALL

BIRTHDATE: 10/13/92

MAJOR: UNDECIDED

2011

- *He was a redshirt*

HIGH SCHOOL

- *First team all-district*
- *All-area second team*
- *He also played basketball and ran track*





87
ANDREW
RICHTER

JUNIOR

WIDE RECEIVER

5-11, 178

SAN ANTONIO, TEXAS

ALAMO HEIGHTS HS

HS COACH: DON BYRD

BIRTHDATE: 2/12/91

MAJOR: BIOLOGY

2011

- He saw no game action

2010

- He saw no game action

2009

- He was a redshirt



88
CALEB
KOCIAN

SENIOR

TIGHT END

6-3, 240

CONVERSE, TEXAS

JUDSON HS

HS COACH: JIM RACKLEY

BIRTHDATE: 6/10/90

MAJOR: INTERNATIONAL BUSINESS

2011

- Lone Star Conference Commissioner's Academic Honor Roll
- He was in 8 games with no starts
- He caught 12 passes for 114 yards and 1 TD
- He set a UIW mark of 9 catches against Midwestern State
- His marks were 9.5 yards a catch and 14.2 a game

2010

- ESPN Academic All-District
- Kemper Scholar
- He was in 11 games with 4 starts
- He caught 5 passes for 52 yards with a long of 18
- His averages were 10.4 a catch, 4.7 a game
- He is the deep snapper and the backup short snapper
- He had 6 tackles on special teams

2009

- He started 8 of his 9 games
- He caught 8 for 74 yards and 1 TD
- His long catch was 18
- He had 2 tackles and 1 fumble recovery



#90
JUSTON
EDWARDS

SOPHOMORE

DEFENSIVE LINE

6-2, 220

PADADENA, TEXAS

DOBIE HS

HS COACH: JIM PHILLIPS

BIRTHDATE: 6/29/93

MAJOR: EDUCATION

2011

- He saw no action

HIGH SCHOOL

- District defensive MVP
- First team all-district





#91 JARROD WHITE

SOPHOMORE

DEFENSIVE LINE

6-2, 250

ARLINGTON, TEXAS

SEGUIN HS

HS COACH: CARLOS LYNN

BIRTHDATE: 8/6/93

MAJOR: KINESIOLOGY

2011

- He was in 7 games with 2 starts
- 4 of his 6 tackles were solo
- He had 1.0 tackle for a loss and 1.0 sacks

HIGH SCHOOL

- All-District
- Once all-district second team
- As a sophomore was district newcomer of the year



#92 JOHNNY SANDERS

SOPHOMORE

DEFENSIVE LINE

6-0, 260

DEL RIO, TEXAS

DEL RIO HS

HS COACH: STEPHEN HOFFMAN

BIRTHDATE: 10/16/91

MAJOR: COMPUTER INFORMATION SYSTEMS

2011

- He did not play

2010

- At Sul Ross he was in 9 games
- He had 31 tackles including 13 solo
- He recorded 5.0 tackles for losses and 4.0 sacks



#93 ANTHONY STOKES

SENIOR

LINEBACKER

5-11, 194

MANSFIELD, TEXAS

TIMBERVIEW HS

HS COACH: MIKE HAINZINGER

BIRTHDATE: 8/13/90

MAJOR: INTERNATIONAL BUSINESS

2011

- He played in the final 7 games with no starts
- He had 7 tackles with 5 unassisted
- He forced 1 fumble

2010

- He was in 2 games with no starts
- He had 1 tackle

2009

- He was in 4 games
- He had 14 tackles including 9 unassisted
- He had 1 tackle for a loss
- He blocked a kick and forced 1 fumble





94 AARON STOKES

JUNIOR

LINEBACKER

5-11, 210

MANSFIELD, TEXAS

TIMBERVIEW HS

HS COACH: MIKE HAINZINGER

BIRTHDATE: 8/13/90

MAJOR: INTERNATIONAL BUSINESS

2011

- He did not start either of his 2 games

2010

- Injuries limited him to 1 game

2009

- He was a medical redshirt



#99 HARPER SCOFIELD

FRESHMAN

DEFENSIVE LINE

6-3, 250

DALHART, TEXAS

DALHART HS

HS COACH: STEPHEN YOUNG

BIRTHDATE: 11/3/92


MAJOR: KINESIOLOGY

2011

- He was in 8 games with no starts
- He had a single tackle on defense

HIGH SCHOOL

- Twice district defensive MVP
- Twice all-district tight end
- Twice all-state defensive lineman



#102 ZACH ZELLARS

SOPHOMORE

DEFENSIVE LINE

6-2, 240

BAYTOWN, TEXAS

LEE HS

HS COACH: DICK OLIN

BIRTHDATE: 8/23/91

MAJOR: COMMUNICATION ARTS

2011

- He sat out the season

2010

- He did not play this season

2009

- He started 10 of the 11 games
- He had 43 tackles including 21 saols
- He had 7.5 tackles for losses and 3.0 sacks
- He recovered 2 fumbles

HIGH SCHOOL

- All-District second team
- Team captain
- Regional shot put 3rd place



#103 SAUL MEZA

SENIOR

KICKER

5-9, 160

SAN ANTONIO, TEXAS

O'CONNOR HS

HS COACH: DANNY PADRON

BIRTHDATE: 11/10/89

MAJOR: ENGINEERING MANAGEMENT

2011

- He saw no action

2010

- He played in 1 game

2009

- He played in 5 games
- He made his only field goal from 39 yards out
- He kicked off twice for an average 57.0 yards





THE NEW CARDINALS

#4 ZACH RHODES

GRADUATE
QUARTERBACK
6-0, 200
NEW BRAUNFELS, TEXAS
NEW BRAUNFELS HS
BIRTHDATE: 12/19/87
LOUISIANA-MONROE

- 2010
- 12 rushes for 49 yards
 - 1 reception for 56 yards
 - 1-1 passing for 11 yards

- 2009
- Did Not Play

- 2008
- Did Not Play, transfer rule
 - SMU

- 2007
- 8-15 passing for 81 yards, 1 TB

- 2006
- Did Not Play, redshirt

- HIGH SCHOOL
- All-Cen-Tex
 - All-Comal County
 - All-District
 - Top 10 in Central Texas

#11 TAYLOR WOODS

FRESHMAN
QUARTERBACK
6-3, 200
SUGAR LAND, TEXAS
FORT BEND AUSTIN HS
HS COACH: TOM STUART
BIRTHDATE: 4/19/94
MAJOR: BUSINESS

- HIGH SCHOOL
- Four time All-District Academic
 - All-District
 - Recipient Houston TD Club Award

#6 MARCUS WRIGHT

GRADUATE
RUNNING BACK
5-7, 180
SAN ANTONIO, TEXAS
REAGAN HS
HS COACH: DAVID WETZEL
BIRTHDATE: 11/28/89
GEORGIA TECH

- 2010
- 6 games, 6 rushes for 38, long gain 21

- 2009
- 14 games, 33 rushes for 190, 3 TD

- 2008
- 7 games, 4 rushes for 37

- HIGH SCHOOL
- Career 7,036 yards, 85 TD
 - San Antonio record 3,374 yards as a senior
 - Senior year 8 consecutive games with run of 70+ yards
 - Parade All-American
 - 5A player of the year

#13 TRENT BRITTAIN

FRESHMAN
QUARTERBACK
6-2, 175
EASTLAND, TEXAS
EASTLAND HS
BIRTHDATE: 9/8/93
MAJOR: CRIMINAL JUSTICE

- HIGH SCHOOL
- All-State first team
 - All-Big Country All-Sports MVP
 - Built Ford Tough 2A Player of the Year

#10 BRANDON TANKSLEY

FRESHMAN
CORNERBACK
6-2, 185
KATY, TEXAS
MORTON RANCH HS
HS COACH: DAVE MEADOWS
BIRTHDATE: 12/28/93
MAJOR: ENGINEERING MANAGEMENT

- HIGH SCHOOL
- All-District first team

#15 COHNER MOKRY

FRESHMAN
QUARTERBACK-PUNTER
6-2, 185
SAN ANTONIO, TEXAS
JOHNSON HS
HS COACH: RON RITTIMANN
BIRTHDATE: 7/5/94
MAJOR: -BUSINESS

- HIGH SCHOOL
- National Honor Society
 - Punted for 38.1 average
 - 2011 was 41-90 passing for 869 yards, 11 TD
 - Rushed 105 times for 537 yards, 4 TD



#18

GARY REED

FRESHMAN
CORNERBACK
5-10, 170
SAN ANTONIO
SAM HOUSTON HS
HS COACH: GARY GREEN
BIRTHDATE: 7/2/94
MAJOR: NURSING OR BUSINESS
ADMINISTRATION
HIGH SCHOOL

- All-Area as a senior
- All-District
- Team MVP

#24

SEAN FLANNEL

FRESHMAN
RUNNING BACK
5-10, 180
BRAZORIA, TEXAS
COLUMBIA WEST HS
HS COACH: RANDY LYNCH
BIRTHDATE: 2/8/94
MAJOR: GENERAL BUSINESS
HIGH SCHOOL

- All-State
- All-County
- Three times All-District

#30

JACOB IRBY

FRESHMAN
CORNERBACK
5-9, 160
PEARLAND, TEXAS
DAWSON HS
HS COACH: ERIC WELLS
HIGH SCHOOL

- All-District second team

#31

TERRELL WILLIAMS

FRESHMAN
CORNERBACK
5-11, 165
EULESS, TEXAS
EULESS TRINITY HS
HS COACH: STEVE LINEWEAVER
BIRTHDATE: 6/18/94
MAJOR: UNDECIDED
HIGH SCHOOL

- 2009 state champions
- 2010 All-District second team
- 2011 All-District first team

#34

JOSEPH SADLER

FRESHMAN
RUNNING BACK
5-9, 175
DEVINE, TEXAS
DEVINE HS
HS COACH: CHAD QUISENBERRY
HIGH SCHOOL

- AP 3A Offensive Player of the Year
- Set state record of 451 points (61 TD, 70 PAT, 1 FG)
- Area single season mark of 3,887 yards on 385 carries
- School record 466 yards rushing on 50 carries in single game

#35

PADYN GIEBLER

FRESHMAN
LINEBACKER
6-0, 210
STEPHENVILLE, TEXAS
STEPHENVILLE HS
HS COACH: JOE GILLESPIE
MAJOR: ENGINEERING
HIGH SCHOOL

- District defensive player of the year





#36

TIM OCHOLA

FRESHMAN

CORNERBACK

5-10, 165

ARLINGTON, TEXAS

ARLINGTON HS

HS COACH: SCOTT PEACH

BIRTHDATE: 7/31/94

MAJOR: ENGINEERING MANAGEMENT

HIGH SCHOOL

- 2011 All-District honorable mention
- 2010 All-District second team

#38

JAKE CARDENAS

FRESHMAN

QUARTERBACK

6-2, 195

SAN ANTONIO, TEXAS

HARLANDALE HS

HS COACH: ISAAC MARTINEZ

BIRTHDATE: 1/25/94

MAJOR: KINESIOLOGY

#43

DORIAN WILLIAMS

FRESHMAN

RUNNING BACK

5-8, 170

FORT BEND, TEXAS

ELKINS HS

HS COACH: DENNIS BRANTLEY

#44

DRAVANNTI JOHNSON

SENIOR

LINEBACKER

6-2, 250

NEDERLAND, TEXAS

NEDERLAND HS

HS COACH: LARRY NEUMANN

U. OF TEXAS

MAJOR: KINESIOLOGY

TEXAS

2011

8 games, 4 tackles, 1 for loss

2010

12 games, 5 starts, 23 tackles

Academic All-Big 12

2009

Redshirt

HIGH SCHOOL

- Prep All-American
- Parade All-American
- 2008 US Army All-American Bowl
- EA Sports All-American, 3rd team
- 4A state player of the year

#45

BO HEYSE

FRESHMAN

SAFETY

5-8, 170

KELLER, TEXAS

FOSSIL RIDGE HS

HS COACH: TONY BACCARINI

BIRTHDATE: 7/4/94

MAJOR: BIOLOGY

HIGH SCHOOL

- School's defensive player of the year
- All-district second team

#46

JAKE WILCOX

FRESHMAN

KICKER

6-0, 170

SAN ANTONIO, TEXAS

REAGAN HS

HS COACH: DAVID WETZEL

BIRTHDATE: 1/1/94

MAJOR: BIOLOGY

HIGH SCHOOL

- All-State honorable mention
- All-Area
- All-District
- Team MVP



#49

DRAKE PAMILTON

FRESHMAN

WIDE RECEIVER

6-2, 175

FORT WORTH, TEXAS

LAKE WORTH HS

HS COACH: TAL SANDERS

BIRTHDATE: 12/9/93

MAJOR: GOVERNMENT

HIGH SCHOOL

- All-District
- All-District honorable mention as a junior
- Broke school mark with 46 points in a basketball game

#51

JAMAAL OJO

FRESHMAN

LINEBACKER

5-11, 220

HOUSTON, TEXAS

WESTBURY HS

HS COACH: GEORGE CAMPBELL

HIGH SCHOOL

- Three times All-District first team

#53

MATT MCCARTHY

FRESHMAN

OFFENSIVE LINE

6-2, 265

SAN ANTONIO, TEXAS

REAGAN HS

HS COACH: DAVID WETZEL

BIRTHDATE: 11/19/93

MAJOR: SPORTS MANAGEMENT

HIGH SCHOOL

- San Antonio All-Area
- All-District
- Team captain
- Team set school record for wins in a season

#54

JOSH ESUKPA

FRESHMAN

LINEBACKER

6-1, 220

MANSFIELD, TEXAS

MANSFIELD TIMBERVIEW HS

HS COACH: JAMES BROWN

BIRTHDATE: 8/5/94

MAJOR: SPORTS MANAGEMENT

HIGH SCHOOL

- All-District second team

#59

ROBERT MOORMAN

FRESHMAN

DEFENSIVE LINE

6-0, 235

BULVERDE, TEXAS

SMITHSON VALLEY HS

HS COACH: LARRY HILL

BIRTHDATE: 4/20/93

MAJOR: GENERAL BUSINESS

HIGH SCHOOL

- Twice Academic All-District
- Honorable mention All-State
- San Antonio All-Area
- All-Comal County
- All-District

#60

JOHNNY HUCKOBEY

FRESHMAN

OFFENSIVE LINE

6-0, 280

SCHERTZ, TEXAS

CLEMENS HS

HS COACH: GREG FERRARA

BIRTHDATE: 3/10/94

MAJOR: KINESIOLOGY

HIGH SCHOOL

- Team captain
- All-District second team
- Three time all-academic





#64

RILEY MATHEWS

FRESHMAN

OFFENSIVE LINE

6-3, 275

DILLEY, TEXAS

DILLEY HS

HS COACH: KELLY SHULL

BIRTHDATE: 9/16/93

MAJOR: BIOLOGY

HIGH SCHOOL

- Academic All-State
- Three-times All-District

#69

TREVOR MASON

FRESHMAN

OFFENSIVE LINE

6-7, 300

SAN ANTONIO, TEXAS

TAFT HS

HS COACH: BRIAN DAVENPORT

BIRTHDATE: 6/14/94

MAJOR: GOVERNMENT

HIGH SCHOOL

- All-District honorable mention
- Academic All-State

#70

NATHAN THOMPSON

FRESHMAN

OFFENSIVE LINE

6-4, 270

SAN ANTONIO, TEXAS

MACARTHUR HS

HS COACH: BEN COOK

#73

WILL MORA

FRESHMAN

OFFENSIVE LINE

6-4, 295

SAN ANTONIO, TEXAS

BRENNAN HS

HS COACH: STEPHEN BASORE

BIRTHDATE: 5/4/94

MAJOR: CHEMISTRY

#79

JULIAN PEREZ

FRESHMAN

OFFENSIVE LINE

6-5, 260

CYPRESS, TEXAS

CYPRESS CREEK HS

HS COACH: GREG MCCAIG

BIRTHDATE: 6/6/94

MAJOR: ENGINEERING MANAGEMENT

HIGH SCHOOL

- All-District second team

#83

VIRJILIO GRIGGS

FRESHMAN

WIDE RECEIVER

5-10, 175

SAN ANTONIO, TEXAS

WARREN HS

HS COACH: BRYAN DAUSIN

BIRTHDATE: 6/15/94

MAJOR: ENGINEERING MANAGEMENT

HIGH SCHOOL

- Three times All-District first team
- Three times state qualifier in 100 and 200 meters



#85

BRANDON YATES

FRESHMAN

WIDE RECEIVER

6-3, 190

SAN ANTONIO, TEXAS

CLARK HS

HS COACH: STEVE MCGHEE

BIRTHDATE: 6/11/93

MAJOR: -UNDECIDED

HIGH SCHOOL

- Twice All-District second team
- Pre-season all-area

#89

OCTAVIO BARO

FRESHMAN

WIDE RECEIVER

6-1, 178

EL PASO, TEXAS

AMERICAS HS

HS COACH: DALE REINHART

HIGH SCHOOL

- All-District first team

#95

COLE WICK

FRESHMAN

TIGHT END-DEFENSIVE LINE

6-6, 220

HALLETSVILLE, TEXAS

SACRED HEART CATHOLIC HS

HS COACH: PAT HENKE

BIRTHDATE: 11/30/93

MAJOR: BUSINESS-PRE LAW

HIGH SCHOOL

- All-State first team defense
- All-State second team offense
- Academic All-State
- All-Area tight end
- All-District offense and defense
- State champions

#96

BLAKE THOMAS

FRESHMAN

TIGHT END

6-4, 210

FORT WORTH, TEXAS

TRIMBLE TECH HS

HS COACH: DWAYNE HENRY

BIRTHDATE: 5/20/94

MAJOR: ENGINEERING MANAGEMENT

HIGH SCHOOL

- Twice all-district honorable mention
- Academic all-state second team

#97

CYRIL CLARK

FRESHMAN

TIGHT END

6-2, 210

ALIEF, TEXAS

TAYLOR HS

HS COACH: JODY JORDAN

#98

DEREK PIERCE

FRESHMAN

DEFENSIVE LINE

6-5, 245

MARION, TEXAS

MARION HS

HS COACH: GLEN DAVIS





THE 2011 RESULTS

DATE	OPPONENT	SITE	TIME/RESULT
September 3	EAST CENTRAL OKLAHOMA	Benson Stadium (UIW Hall of Fame Inductions)	L 31-21
10	EASTERN NEW MEXICO (x)	Benson Stadium (Civil Service Appreciation Night) at Lamar Beaumont Canyon	W 41-28
17	at West Texas A&M (x)		L 45-35
24			L 52-7
October 1	MIDWESTERN STATE (x)	Benson Stadium (Hispanic Heritage Night)	L 45-14
8	at Texas A&M-Commerce (x)	Commerce	W 23-22
15	TEXAS A&M-KINGSVILLE (x)	Benson Stadium (Fan Appreciation Night)	L 41-38
22	Open		
29	at Tarleton State (x)	Stephenville	L 48-10
November 5	ANGELO STATE # (x)	Benson Stadium (Senior Night; Parents Night)	L 34-14
12	at Abilene Christian (x)	Abilene	L 61-16

UIW Homecoming Weekend
(x) Lone Star Conference Game

2011 HIGHLIGHTS

POST-SEASON HONORS...in the Lone Star Conference included six Cardinals. On the offensive side of things...fullback Donald Gies was second team All-LSC...while Trent Rios and Andrew Mocio were honorable mention. Defensively...Chaz Pavliska and Devin Haywood were second team...and Robbie Horton was honorable mention.

HE WANTS TO BE A RUNNING BACK...Robby Horton does. He must...as much time as he spent behind the line of scrimmage. For the 10-game season...he was credited with 36 total tackles. Eleven of those...were for losses...and 5.5 of those were quarterback sacks. Both totals led the Cardinals. And he tied for the team lead with three quarterback hurries.

YOU THROW IT TO US...and we will take it down the field to your end. For the season...UIW intercepted 16 opponents' passes. Six of those 16 were returned 23 or more yards. Safety Chaz Pavliska picked off an Eastern New Mexico pass and set a UIW record with an 85-yard return. Juan Asencio intercepted an Abilene Christian pass try and went 62...the fourth longest return in UIW history...after taking one back 49 against West Texas. Devin Haywood led all with his seven interceptions...his returns included 23, 29 and 34 yards.

KEEPING WITH DEVIN HAYWOOD...his seven interceptions led the Lone Star Conference. And those seven were seventh in Division II. He got his picks...one in each of games one through seven.

AND SPEAKING OF RETURNS...don't forget Robby Horton picking up that fumble at Texas A&M-Commerce and rumbling 42 yards into Lions territory.

IT DID HAPPEN...Incarnate Word losing by the biggest margin in its three-year history. Twice. But the rational is this...Abilene Christian defeated UIW by 45 points...and ACU was an NCAA playoff team. West Texas A&M earlier had won by 45...and WTAM was selected to play in the post-season Kanza Bowl.



THE STATISTICAL LEADERS FOR UIW WERE...

Rushing	Trent Rios	196 for	686 yards
Passing	Paden Lynch	109-177-8 for	1102 yards
Receiving	Jacob Love	38 for	556 yards
Total Offense	Paden Lynch	1107 yards	
Scoring	Trent Rios	68 points	
All-Purpose Yards	Trent Rios	914 yards	
Tackles	Juan Asencio	88	
Tackles for Loss	Robby Horton	11	
Sacks	Robby Horton	5.5	
Interceptions	Devin Haywood	7	

WITH THE CONCLUSION OF THE 2011 SEASON...seven seniors completed their collegiate careers at UIW.

#4	Jacob Love	Wide Receiver
#43	Donald Gies	Fullback
#49	Thomas Rebold	Kicker
#70	Steve Burgamy	Defensive Line
#79	Tim Kudla	Offensive Line
#83	Kenneth Pryor	Wide Receiver
#98	Diego McClain	Defensive Line

SOME OF THE TOP SINGLE GAME EFFORTS...for 2011 were:

Rushing Attempts	Trent Rios	34 vs E. New Mexico
Rushing Yards	Trent Rios	202 vs E. New Mexico
Long Rush	Trent Rios	62 vs E. New Mexico
Pass Attempts	Paden Lynch	44 vs Midwestern State
Pass Completions	Paden Lynch	29 vs Midwestern State
Yards Passing	Paden Lynch	312 vs Midwestern State
Long Pass	Lynch to Love	62 at Texas A&M-Com.
Receptions	Caleb Kocian	9 vs Midwestern State
Yards Receiving	Jacob Love	141 at Texas A&M-Com.
Field Goals	Thomas Rebold	2 vs E. New Mexico
Long Field Goal	Thomas Rebold	37 at Tarleton State
Punt Average	Manny Nunez	47.5 vs Texas A&M-King
Long Punt	Manny Nunez	59 vs Texas A&M-King
Tackles	Juan Asencio	15 vs Angelo State
Interceptions	Chaz Pavliska	2 vs E. New Mexico

TRENT RIOS LOST HIS STRING...of pass receptions. He had gone 19 consecutive games with at least one catch. That ended at Abilene Christian...the final game of the year. The last time he did not grab one... was November 7, 2009, at Eastern New Mexico.

BUT THE BIG GUYS KEEP ON TICKING...the Cardinals offensive line that is. The five interior players have a string going. Together they have started the last 21 straight games...tackle Jake Roby...guard Ty Wamasch...center Andy Seaman...guard Charles Segura...tackle Jayson Hierholzer.

AND THOSE FIVE HAD COMPANY...in the starting lineup each game. All-in-all the Cardinals had 22 players in every contest. Thirteen of those 22 started each time...including the five interior players on offense.

AS A TEAM IN THE LONE STAR...the Cardinals were in the Top Three in three areas. UIW was second in fewest sacks allowed (13)...second in red zone offense (87.9%)...and third in time of possession (31:52).

IF THE BALL WAS ON THE TEE...then Thomas Rebold was the man for UIW. The Cardinals were 6-10 on field goals...and they were all his. UIW kicked off 44 times...again...all Rebold. And sometimes the ball wasn't on a tee...as in points after touchdowns. Again...it was all Rebold who went 23-27 on PATs.

HOW ABOUT...Trent Rios' passing efficiency. For the season he had an astronomical mark of 259.6. He was 1-1 in passing...that one was on a third and one at Tarleton State...when he threw an option pass to Dominic Hamilton...for a first down.

OTHERWISE...the passing percentages belonged to Paden Lynch. He was in six games before a season-ending knee injury came at Texas A&M-Commerce. He finished the year with an efficiency mark of 119.8... and a completion percentage of 61.6.

PRE-SEASON PREDICTIONS...are just that, speculation. Back in the summer prognosticators in the Lone Star Conference said the Cardinals would finish last among the nine teams. They didn't...they rose to a sixth place tie. And...they said Abilene Christian would win it...it didn't... it finished second. And finally...they said Midwestern State would be fourth...it wasn't...it won it by going undefeated.

AFTER THREE SEASONS...PLAYING THE GAME OF "IF" IF...THEN INCARNATE WORD IS...(all-time)...

the game margin is 6 points or less	6-5
UIW leads after one quarter	7-3
UIW leads after two quarters	7-3
UIW leads after three quarters	7-1
the game is overtime UIW is	2-1
UIW scores more points	11-0
the game is at Benson Stadium	6-10
the game is in Texas but not San Antonio	3-6
the game is in Oklahoma	2-2
the game is in New Mexico	0-1
the game is in Arkansas	0-1
the game kicks off at 6 p.m. or later	6-16
the game kicks off before 6 p.m.	5-4





CARDINALS HONORED IN 2010-2011

Trent Rios	LSCscoop.com Offensive Player of the Week, Sept. 10 All-Lone Star Conference (HM offense) CoSIDA Capital One Academic All-District Lone Star Conference Commissioner's Honor Roll
Chaz Pavliska	LSCscoop.com Defensive Player of the Week, Sept. 10 All-Lone Star Conference (2 nd defense) Lone Star Conference Commissioner's Honor Roll
Juan Asencio	LSC Defensive Player of the Week, Oct. 10 Lone Star Conference Commissioner's Honor Roll
Donald Gies	All-Lone Star Conference (2 nd offense)
Devin Haywood	All-Lone Star Conference (2 nd defense) All-Beyond Sports College Network (3 rd) Lone Star Conference Commissioner's Honor Roll
Andrew Mocio	All-Lone Star Conference (HM offense) Lone Star Conference Commissioner's Honor Roll
Robbie Horton	All-Lone Star Conference (HM defense)
Charles Segura	CoSIDA Capital One Academic All-District Lone Star Conference All-Academic Lone Star Conference Commissioner's Honor Roll
Steve Burgamy	Lone Star Conference Commissioner's Honor Roll
Devin Judkins	Lone Star Conference Commissioner's Honor Roll
Caleb Kocian	Lone Star Conference Commissioner's Honor Roll
Robert Anderson	Lone Star Conference Commissioner's Honor Roll
Kyle Fishbeck	Lone Star Conference Commissioner's Honor Roll
Andy Seaman	Lone Star Conference Commissioner's Honor Roll
Colton Palmer	Lone Star Conference Commissioner's Honor Roll
Eric Salas	Lone Star Conference Commissioner's Honor Roll
Kevin Defina	Lone Star Conference Commissioner's Honor Roll
Rory Dew	Lone Star Conference Commissioner's Honor Roll
Austin Quinney	Lone Star Conference Commissioner's Honor Roll
Justin Edwards	Lone Star Conference Commissioner's Honor Roll
Stephen Howard	Lone Star Conference Commissioner's Honor Roll
Mathew Garza	Lone Star Conference Commissioners' Honor Roll
Thomas Rebold	Lone Star Conference Commissioner's Honor Roll
Jacob Love	Lone Star Conference Commissioner's Honor Roll
Jordan Scelfo	Lone Star Conference Commissioner's Honor Roll
Jayson Hierholzer	Lone Star Conference Commissioner's Honor Roll
Shane Knight	Lone Star Conference Commissioner's Honor Roll

2011 Games

GAME ONE SEPTEMBER 3, 2011

East Central Oklahoma 31
Incarnate Word 21
Benson Stadium, San Antonio Attendance 3,112
Records UIW 0-1 Eco 1-0

Recap

Taking advantage of a pair of tipped passes in the opening quarter East Central Oklahoma got off to a 14-0 advantage at Incarnate Word on the way to a season-opening 31-21 win over the homestanding Cardinals.

Eco's Kerel James got a tipped pass from a teammate and returned it 25 yards to get the tigers on the board. Less than four minutes later East Central's George Robbins benefited from a tipped ball by a UIW defender and hauled the reception nine yards into the end zone.

"The biggest thing was those turnovers," UIW coach Mike Santiago said. "I thought we did a nice job throwing the ball except for the two interceptions." In addition to the one returned for the score, East Central picked off the Cardinals one more time.

With 2:28 remaining in the first half Incarnate Word got on the board when Paden Lynch tossed three yards to Robert Anderson. Thomas Rebold kicked the extra point and UIW went to the locker room at halftime down just 14-7.

In the third quarter, with just a minute and 42 seconds run off the clock Robbins tallied again on a three-yard reception. Both his scoring catches came from quarterback Tyler Vanderzee who finished 15-28-2 for 192 yards and the two touchdowns.

Lynch and the Cardinals came right back with a pass to wide receiver Jacob Love. The pat was blocked and it was still manageable at 21-13. But with UIW still hanging around at 24-13 in the fourth period the Tigers recovered a Lynch fumble at the Incarnate Word four yard line. On the first play Titus Mobley got into the end zone and with the pat East Central had the margin up to 31-13.

"We knew it would be a close game, a tight game," Santiago said. "They did a nice job of stopping our running game. Their speed on the edge was the big factor but I thought our guys battled and battled. It is going to be that way every week.

The running game cited produced but 43 net yards for the night. Trent Rios, the top rusher returning in the Lone Star Conference from 2010 led the Cardinals with his 58 yards on 17 attempts.

All three UIW scores were passes from junior quarterback Paden Lynch who was 19-32-2 for 131 steps and the three TDs. In addition to the scoring strike to Anderson, and the one to Love, Lynch found Rios on a seven-yarder in the fourth quarter. He then tossed it to Rios for a two-point conversion setting the final score.

On defense for the Cardinals the linebacker duo of Juan Asencio and Dakota Mawyer led the way. Asencio had 12 tackles while Mawyer was right behind with his 11. He also had a pass interception with a return of nine yards. Devin Haywood had the other UIW interception and his was a 23-yard return.

Score by Quarters	1 st	2 nd	3 rd	4 th	final
East Central	14	0	7	10	31
Incarnate Word	0	7	6	8	21

Scoring Summary ECO UIW

1st 7:26 ECO Kerel James 25-yard interception (Brian Gonzalez kick)

0 Plays, top 0:00 7 0

3:07 ECO George Robbins 9-yard pass from Tyler Vanderzee (Brian Gonzalez kick)

7 Plays-72 yards, top 2:18 14 0

2nd 2:28 UIW Robert Anderson 3-yard pass from Paden Lynch (Thomas Rebold kick)

3 Plays-9 yards, top 1:35 14 7

3rd 10:18 ECO George Robbins 3-yard pass from Tyler Vanderzee (Brian Gonzalez kick)

10 Plays-50 yards, top 4:35 21 7

7:08 UIW Jacob Love 13-yard pass from Paden Lynch (Thomas Rebold kick blocked)

8 Plays-58 yards, top 3:02 21 13

4th 10:40 ECO Brian Gonzalez 38-yard field goal 5 Plays-54 yards, top 2:03 24 13

9:05 ECO Titus Mobley 4-yard run (Brian Gonzalez kick)

1 Play-4 yards, top 9:06 31 13

3:42 UIW Trent Rios 7-yard pass from Paden Lynch (Trent Rios pass from Paden Lynch)

10 Plays-67 yards, top 5:17 31 21

Kickoff time: 7 p.m.; End of game: 9:48 p.m.; Total elapsed time: 2:48

Officials: Referee Charlie Wernett; Umpire David Balli; Linesman John Miller; Line Judge Todd Wright; Back Judge Kevin Willcox; Field Judge Brock Pittman; Side Judge Todd Helmer.

Temperature: 101, windy

GAME TWO SEPTEMBER 10, 2011

Eastern New Mexico 28
 Incarnate Word 41
 Benson Stadium, San Antonio Attendance: 2,396
 Records: UIW 1-1; 1-0 ENM: 0-2, 0-1

Recap

Incarnate Word's Cardinals Saturday night did exactly what the game plan said to do--control the clock and get some turnovers--and that package produced a 41-28 win over Eastern New Mexico in Lone Star Conference action.

With the win UIW got to 1-1 in the still-young season and notched its first conference win. Eastern New Mexico dropped to 0-2 and 0-1 in the LSC.

At the end of the night the Cardinals dominated the time of possession race with a margin of 37:38 to 22:22 for the Greyhounds. And for a team like ENMU which likes to crack the 100 plateau in number of offensive plays run, that can be devastating. Eastern New Mexico ran but 69 plays while Incarnate Word got off 81 including 61 on the ground resulting in 305 rushing yards.

Junior running back Trent Rios was the UIW production leader. His 34 rushing attempts and his 202 yards were second all-time at Incarnate Word for a single game and his four touchdowns on the ground set a new school mark. His long of the night was 59 and his play average was 5.9.

That was never more evident than in the second quarter on the Cardinals' second drive of the evening. Rios carried five consecutive times for 52 yards before junior quarterback Paden Lynch (10-18-0, 111 yards, one touchdown) threw an incompleteness in the end zone. So, give it to Rios one more time and he scored from the six. That made it 14-0 for UIW and the Greyhounds would not recover.

On UIW's first drive of the night the Cardinals went 81 yards in four plays highlighted by a 62-yard sprint by Lynch to the ENMU five. Rios scored from the five and when Thomas Rebold kicked the first of his five points after the Cardinals led 7-0. Rebold also nailed two field goals, one of 23 yards and the other from 33 out.

Eastern New Mexico's pass master Wesley Wood finished 29-49 for 383 yards and four touchdowns. However he threw three interceptions, two in the end zone. For UIW, junior safety Chaz Pavliska had two picks and returned one of those 85 yards for a UIW game mark.

Score by Quarters	1st	2nd	3rd	4th	final
Eastern New Mexico	0	7	7	14	28
Incarnate Word	14	13	7	7	41

Scoring Summary ENMU UIW

1st 12:56 UIW Trent Rios 5-yard run (Thomas Rebold kick)

4 Plays-81 yards, top 2:04 0 7

7:35 UIW Trent Rios 6-yard run (Thomas Rebold kick)

7 Plays-58 yards, top 2:56 0 14

2nd 13:28 UIW Thomas Rebold 23-yard field goal

4 Plays-2 yards, top 2:09 0 17

4:17 UIW Thomas Rebold 33-yard field goal

17 Plays-65 yards, top 7:06 0 20

3:45 UIW Trent Rios 2-yard run (Thomas Rebold kick)

6 Plays-16 yards, top 0:11 0 27

1:14 ENMU Troy Harris 10-yard pass

From Wesley Wood (Michael Cottingham kick)

4 Plays-43 yards, top 2:31 7 27

3rd 12:01 ENMU Nicholas Hill 6-yards pass

From Wesley Wood (Michael Cottingham kick)

10 Plays-80 yards, top 2:53 14 27

8:14 UIW Trent Rios 1-yard run (Thomas Rebold kick)

8 Plays-80 yards, top 3:39 14 34

4th 7:54 UIW Dominic Hamilton 7-yard pass

From Paden Lynch (Thomas Rebold kick)

8 Plays-80 yards, top 4:49 14 41

6:18 ENMU Chase Kyser 5-yard pass

From Wesley Wood (Michael Cottingham kick)

7 Plays-74 yards, top 1:30 21 41

3:59 ENMU Noelin Henry 6-yards pass

From Wesley Wood (Michael Cottingham kick)

6 Plays-79 yards, top 0:40 28 41

Kickoff time: 7 p.m.; End of game: 10 p.m.; Total elapsed time: 3:00

Temperature: mid-90s, minimum wind

GAME THREE SEPTEMBER 17, 2011

Incarnate Word 35
 Lamar 45
 Provost Umphrey Stadium, Beaumont Attendance: 15,367
 Records UIW 1-2 Lamar 2-1

Recap

Incarnate Word took a step up in divisions Saturday night only to lose a road game at Lamar of Division I's Southland Conference by a count of 45-35 highlighted by an explosive first period.

That first quarter was a celebration of offense as the two squads took turns slugging the opposing defense and both sides did it quickly as UIW (1-2), out of Division II's Lone Star Conference, stood toe-to-toe with Lamar (2-1) in front of a crowd of 15,367.

Lamar scored first in just 3:01 off the clock. UIW then scored in 2:33 to even the count at 7-7. Lamar went 64 yards in three plays in just 1:02 before Incarnate Word scored in 1:25 highlighted by a 34-yard scamper by running back Trent Rios. In the next 3:47 Lamar scored again and at the end of the first period led 21-14. Lamar took 7:50 of clock time for its three scores while UIW consumed 4:18 for 14 points.

Lamar ran up 21 more points to lead 42-20 before Incarnate Word got on the board in the fourth on Lynch's second sneak of the night. On the point after holder Dominic Hamilton tossed the ball to kicker Thomas Rebold and it was 42-28. On the ensuing kickoff UIW's Wade Roark covered a muffed catch and two plays later Lynch snuck in again and it became a game again at 42-35.

Linebacker Juan Asencio led the UIW defense with 11 tackles including eight solo. Neither team could strike offensively before a late field goal from Lamar's Justin Stout sealed the game.

As the offensives dominated Lamar totaled 469 yards led by quarterback Andre Bevil went 14-19-1 for 226 yards and two touchdowns. Mike Venson rushed the football 20 times for 90 yards and one score.

For Incarnate Word Rios got his second straight game as the contest's leading rusher. He carried 23 times for 120 yards and two scores. A week earlier he gained 202 in the win over Eastern New Mexico. Lynch finished with 21 of 28 for 203 yards with one interception.

While the two offensives got most of the attention Incarnate Word got some impressive performances from its defenders. Linebackers Juan Asencio and Joshua Campbell along with Todd Lyons were in double figures tackles. Lyons also covered a fumble.

Score by Quarters	1st	2nd	3rd	4th	final
Incarnate Word	14	6	0	15	35
Lamar	21	14	7	3	45

Scoring Summary UIW LU

1st 11:59 LU J.J. Hayes 10-yard pass from Andre Bevil (Justin Stout kick)

7 plays, 65 yards, top 3:01 0 7

9:17 UIW Trent Rios 3-yard run (Thomas Rebold kick)

6 plays, 45 yards top 2:33 7 7

8:09 LU DePaul Garrett 21-yard run (Justin Stout kick)

3 plays, 64 yards, top 1:02 7 14

6:24 UIW Paden Lynch 2-yard run (Thomas Rebold kick)

6 plays, 60 yards, top 1:45 14 14

2:32 LU J.J. Hayes 7-yard pass from Jeremy

Johnson (Justin Stout kick)

9 plays, 61 yards, top 3:47 14 21

2nd 7:05 UIW Trent Rios 3-yard run (Thomas Rebold kick blk)

9 plays, 56 yards; top 4:19 20 21

5:45 LU Mike Venson 9-yard run (Justin Stout kick)

3 plays, 62 yards, top 1:15 20 28

0:12 LU Kye Hildreth 25-yard pass from Andre Bevil (Justin Stout kick)

8 plays, 61 yards, top 3:13 20 35

3rd 5:13 LU Octavious Logan 6-yard run (Justin Stout kick)

10 plays, 81 yards, top 3:53 20 42

4th 12:57 UIW Paden Lynch 1-yard run (Thomas Rebold rush)

9 plays, 81 yards, top 3:25 28 42

12:09 UIW Paden Lynch 1-yard run (Thomas Rebold kick)

2 plays, 6 yards, top 0:40 35 42

2:46 LU Justin Stout 31-yard field goal

10 Plays, 35 yards, top 5:03 35 45

Kickoff time: 7 p.m.; End of game 10:15 p.m.; Total elapsed time: 3:15

Officials: Referee David Alvarez; Umpire Matt Salas; Linesman Gregg Ptacnik; Line Judge John Likmer; Back Judge Robert Asel; Field Judge T. Salaam; Side Judge Scotty Melancon.

Temperature: 82; wind: sse 9 mph; weather: partly cloudy





GAME FOUR SEPTEMBER 24, 2011

Incarnate Word 7
West Texas A&M 52
Kimbrough Memorial Stadium, Canyon Attendance: 6,138
Records UIW 1-3, 1-1 West Texas A&M 2-1, 2-0

Recap

A spate of big plays allowed combined with not-so-good starting positions following touchdowns sent Incarnate Word to a disappointing 52-7 loss Saturday night at West Texas A&M in Lone Star Conference action.

The loss dropped UIW to 1-3 on the year including 1-1 in conference play while the Buffs went to 2-1 and 2-0 in the LSC.

One week earlier West Texas rocked number four-ranked Texas A&M-Kingsville by 42-21. Consequently the Buffs jumped to number 14 in one national poll and WT seemed intent on proving the win and the ranking were not flukes.

West Texas A&M scored three times on pass plays of 54 or more yards to go with a pass interception of 97 yards for a score.

And a fumble return of nine yards for yet another tally. That adds up to 35 points on explosion plays or mistakes. For the night WT had eight pass completions for 21 or more yards.

The only Cardinals score of the night came as the first half clock ran out when Paden Lynch tossed four yards to Jacob Love. Thomas Rebold kicked the extra point and the intermission saw a 24-7 WTAM advantage.

On the night Cardinals' Lynch was 20-32-2 for 173 yards and one touchdown. Nine different UIW receivers were beneficiaries led by Jacob Love's six grabs for 41 yards and the lone score.

On the ground backup quarterback Eric Massoni came off the bench to lead with 62 yards on seven tries including a big gainer of 38. The Lone Star's leading rusher Trent Rios, hobbled off and on during the game, carried 12 times for a net 13 yards.

Over on defense the Cardinals got yeoman work from linebacker Juan Asencio who racked up five tackles, and a forced fumble to go with an interception return of 49 yards which is the third longest in UIW history.

UIW had more first downs, 19 to 17, and dominated the time of possession by 36:10 to 23:50 but the big plays were more than the difference in the one-sided game. Buffs quarterback Dustin Vaughn was 19-25-1 for 335 yards and five touchdowns.

UIW took the game's opening kickoff but could not advance forcing a fourth and nine forcing a punt from Aaron Willis. West Texas in the blink of an eye went 62 yards to the end zone in two plays lasting but 49 seconds. The big gainer and the score was a 61-yard pass from Vaughn to Lance Ratliff. The pat made it 7-0 with 13:10 on the clock.

Lynch with 2:55 on the clock threw 10 times completing eight with the last one being to Jacob Love in the end zone. On that play Lynch scrambled right and three back to the middle of the zone for the score. Rebold kicked the point after and the clock read 0:00—halftime. On the 12-play drive Lynch also rushed for the other six net yards.

Score by Quarters	1st	2nd	3rd	4th	final
Incarnate Word	0	7	0	0	7
West Texas A&M	14	10	21	7	52

Scoring Summary UIW WT

1st 13:16 WT Lance Ratliff 62-yard pass from Dustin Vaughn (Sergio Castillo kick)

2 plays, 61 yards, top: 0:43

2 Plays, 61 yards, top 0:43 0 7

0:11 Wt Jeremy Watson 54-yard pass from Dustin Vaughn (Sergio Castillo kick), 10 plays, 92 yards, top: 3:34 0 14

2nd 12:10 WT Sergio Castillo 28-yard field goal

4 Plays, -1 yard, top: 1:08 0 17

7:39 Wt Brittan Golden 13-yard pass from Dustin Vaughn (Sergio Castillo kick)

7 plays, 68 yards,

Top: 3:01 0 24

0:00 UIW Jacob Love 8-yard pass from Paden Lynch (Thomas Rebold kick)

12 plays, 65 yards, top: 2:55 7 24

3rd 12:20 WT Brittan Golden 52-yard pass from Dustin Vaughn (Sergio Castillo kick)

5 plays, 76 yards, top: 2:32 7 31

8:43 WT Caleb Randolph 97-yard fumble return (Sergio Castillo kick)

7 38

3:02 WT Khiry Robinson 9-yard pass from Dustin Vaughn (Sergio Castillo kick)

6 plays, 39 yards, top: 2:42 7 45

4th 14:53 WT Curtis Slater 8-yard fumble recovery 7 52 (Sergio Castillo kick)

7 52

Kickoff time: 6 p.m.; End of game: 8:45 p.m.; Total elapsed time: 2:45

Officials: Referee Mark Hughes; Umpire Scott Hardy; Linesman Brian Hall; Line Judge Kelly Copeland; Back Judge Darron Griffin; Field Judge Grady Dale; Side Judge Dwayne Pascall

Temperature: 94; wind nw7; weather: sunny and warm

GAME FIVE OCTOBER 1, 2011

Midwestern State 45
Incarnate Word 14
Benson Stadium, San Antonio Attendance: 3,129
Records: UIW 1-4; 1-2 Midwestern State: 4-0; 3-0

Recap

Another nationally-ranked team visited Benson Stadium as Incarnate Word continued to live life in the Lone Star Conference and the Cardinals dropped a 45-14 decision Saturday night to Midwestern State (22nd in Division II).

The win kept Midwestern State perfect on the year at 4-0 and 2-0 in the LSC. Incarnate Word dropped its third consecutive game to go to 1-4 including 1-2 in the Lone Star.

This was the third year these two teams have met-Incarnate Word has been playing football three seasons now-and this was the third time the Mustangs arrived at the game unbeaten and the third time they have gone away still perfect.

This game had a bit of a different flavor as the Mustangs came to town leading the LSC in rushing yards. In a pass-happy league MSU had been averaging 304.7 A game on the ground. On this night the Mustangs ran for 290 yards. The impressive fact here was they also had 296 passing yards for a balanced attack-586 total offense yards.

MSU's Brandon Kelsey more than supported the running game of the Mustangs as he went 12 of 15 through the air for 210 yards and three scores and one interception. His favorite target was David Little who snagged seven balls for 136 yards and a pair of touchdowns. Both Kelsey (105) and Lester Bush (103) topped the 100-yard mark on the ground.

That one pass Kelsey had picked off was by UIW's Devin Haywood and was in the end zone stopping another MSU drive with the Mustangs leading 21-0. That was Haywood's fifth of the season-he has one in each of the five games-and ties an Incarnate Word single season mark.

Over on the Incarnate Word side quarterback Paden Lynch had an effective night. His 29 completions on 44 attempts for 312 yards all were UIW school marks. One of those throws was for a touchdown, a 21-yard completion to tight end Caleb Kocian.

At the end of the third quarter the Cardinals went 80 yards in eight plays for their first touchdown of the night. The end came when Lynch went over the middle to Kocian for 21 yards and the score. Kocian broke a tackle at the 10-yard line.

The last UIW tally was in the fourth quarter on a four-yard run by Adderton. On that drive Lynch and Andrew Mocio teamed up for a 38-yard gainer on a third down and nine situation. Thomas Rebold converted his second point after.

Kocian out of his tight end position caught his career high nine balls and that is an Incarnate Word single game record. Lynch had completions to seven different receivers.

Incarnate Word managed but 40 yards rushing, contrary to their average of 137.5 before this game. This might be attributed to the fact that running back Trent Rios was out of action with a foot-ankle problem from the previous game. In the previous four games Rios was good for an average 96.5 yards on the ground.

Score by Quarters	1st	2nd	3rd	4th	final
Midwestern State	14	7	14	10	45
Incarnate Word	0	0	7	7	14

Scoring Summary MSU UIW

1st 8:27 MSU David Little 7-yard pass from Brandon Kelsey (Greg Saladino kick)

7 plays, 70 yards, top 2:52 7 0

4:21 MSU Sheldon Galloway 15-yard pass from Brandon Kelsey (Greg Saladino kick)

6 plays, 77 yards, top 2:14 14 0

2nd 9:59 MSU Lester Bush 5-yard run (Greg Saladino kick)

6 plays, 54 yards, top 2:18 21 0

3rd 11:08 MSU David Little 19-yard pass from Brandon Kelsey (Greg Saladino kick)

8 plays, 53 yards, top 3:42 28 0

8:39 MSU Brandon Kelsey 24-yard run (Greg Saladino kick)

4 plays, 49 yards, top 1:27 35 0

1:20 UIW Caleb Kocian 21-yard pass from Paden Lynch (Thomas Rebold kick)

8 plays, 80 yards,

Top 3:39 35 7

4th 13:18 MSU Greg Saladino 29-yard field goal

8 Plays, 57 yards, top 2:56 38 7

10:11 UIW Melvin Adderton 4-yard run (Thomas Rebold kick)

7 plays, 65 yards, top 3:00 38 14

1:48 MSU Peter Smith 1-yard run (Greg Saladino kick)

6 plays, 57 yards, top 2:37 45 14

Kickoff time: 7:07 p.m.; End of game: 9:58 p.m.; Total elapsed time: 2:51

Officials: Referee Joe Horn; Umpire Lance Sleeper; Linesman Jimmy Evans; Line Judge Rick Jasper; Back Judge Jeff Spradlin; Field Judge Mark Madsen; Side Judge Brian Simpson. Temperature: 85, no wind, sunny

GAME SIX OCTOBER 8, 2011

Incarnate Word 23

Texas A&M-Commerce 22

Memorial Stadium, Commerce Attendance: 1,514

Records: UIW 2-4; 2-2 Texas A&M-Commerce: 0-5; 0-3

Recap

Incarnate Word got some late-game heroics on both sides of the football Saturday night on the way to a narrow, final-opportunity 23-22 win over host Texas A&M-Commerce in Lone Star Conference football action.

The win moved UIW to 2-4 on the year including 2-2 in conference play while the Lions remained winless at 0-5 and 0-3.

Incarnate Word got out early to a 20-0 lead in the second quarter before TAMUC got a 25-yard field goal with 6:12 remaining in the second quarter. That kick began a run of 22 consecutive points including 19 in the second half for the Lions' first lead all night, 22-20, with 11:51 to go in the game.

Twice in their 22 consecutive points run the Lions went for two-points after touchdowns and twice the Cardinals' defense rose up to stop them short and that would prove to be significant.

Then came the heroics for the Cardinals. With commerce leading, the Lions were on the drive again when UIW linebacker Juan Asencio went skyward to intercept J.J. Harp. A 20-yard return by Asencio to the Lions' 46 and UIW was in position to pull it out.

The drive began with 4:47 to go. On a third down and five Eric Massoni faked the ball to the Cardinals' favorite running back Trent Rios and skirted right end himself for 32 yards to the nine. On another third and five at the five, tight end Andrew Mocio drew an interference call in the end zone awarding the Cardinals a first at the two. Then, on fourth down at the one, Thomas Rebold line-drove a 23-yard field goal for the win. That was redemption for Rebold who had missed an earlier field goal along with a wide-right extra point. Massoni was at the helm for UIW after starter Paden Lynch was slung down out of bounds and onto the running track injuring his right knee. He did not return setting the stage for Massoni's heroics.

Lynch was 11-22 for the Cardinals with a pair of touchdowns and 178 yards. Wide receiver Jacob Love was the big catch guy for Incarnate Word with six balls for 141 yards and a touchdown. His big gainer was the 60-yard pitch and catch for the score.

On the first possession of the game the Cardinals forced a fourth and 10 at the Lions' 19-yard line before Asencio traveled directly up the middle to block the punt attempt. Matt Garza scooped up the ball at the one and scored. Rebold kicked the point after and UIW led 7-0 with less than one minute elapsed in the period.

On the next TAMUC possession UIW safety Devin Haywood intercepted J.J. Harp at the 30. On third and eight at the UIW 40 Paden Lynch hit Jacob Love for a 60-yard score. The Cardinals led 13-0 after the missed extra point. And Love wasn't done. When the Lions punted on their next try Love returned it 73 yards to the end zone but a blocking penalty nullified the run and it remained 13-0 Cardinals.

That interception by Haywood gave him six on the year, tops in the LSC and a new UIW season record. On another big play, defensive tackle Robby Horton scooped up a Lions fumble and rumbled 42 yards.

Score by Quarters	1st	2nd	3rd	4th	final
Incarnate Word	13	7	0	3	23
Texas A&M-Commerce	0	3	13	6	22

Scoring Summary UIW TAMUC

1st 14:04 UIW Juan Asencio 1-yard blocked punt return (Thomas Rebold kick)

7 0

9:11 UIW Jacob Love 60-yard pass from Paden Lynch (Rebold kick failed)

4 plays, 70 yards, top 1:59 13 0

2nd 10:46 UIW Colton Palmer 10-yard pass from Paden Lynch (Rebold kick)

8 plays, 89 yards top 4:49 20 0

6:12 TAMUC Jacob O'Neil 25-yard field goal

6 Plays, 33 yards, top 2:48 20 3

3rd 6:49 TAMUC Dre Dunbar 71-yard interception return (Taylor Fore rush failed)

20 9

0:00 TAMUC Aaron Wingfield 32-yard blocked punt return (Jacob O'Neil kick)

20 16

4th 11:51 TAMUC Marcus Graham 41-yard run (Fore rush failed)

4 plays, 74 yards, top 1:40 22 22

1:20 UIW Thomas Rebold 23-yard field goal

9 Plays, 40 yards, top 3:27 23 22

Kickoff time: 6:00 p.m. • end of game: 8:59 p.m. • total elapsed time: 2:59

Referee: Larry Simms • Umpire: Rodney Harris • Linesman: Brad Strickland • Line Judge: Derrell Ward • Back Judge: Rodney Simms • Field Judge: Larry Skarpe • Side Judge:

Jamie Minshew • Scorer: A&M-C Media Rel •

Temperature: 85 • wind: 10-15 s • weather: sunny

GAME SEVEN OCTOBER 15, 2011

Texas A&M-Kingsville 41

Incarnate Word 38

Benson Stadium, San Antonio Attendance: 5,667

Records: UIW 2-5 (2-3) Texas A&M-Kingsville 4-3 (2-2)

Recap

Texas A&M-Kingsville withstood a serious late rush by Incarnate Word Saturday night to register a narrow 41-38 win in Lone Star Conference football action.

Incarnate Word, after scoring 14 points within a 1:45 minute span in the fourth quarter, got the ball one more time. With 1:41 left and facing a fourth and 10 at the TAMUK 28-yard line, the Cardinals had movement in the line and were penalized five yards. That set up a 50-yard field goal try from Thomas Rebold whose career best has been a 51-yarder. His hit was solid, the ball sailed true but bonk, it hit the crossbar square in the middle of the uprights and fell back into the end zone.

Three of the Javelinas scores were from 34 or more yards out. Running back Jonathan Woodson was the major weapon for Kingsville finishing with 362 all-purpose yards including 162 rushing and 106 receiving to go with 94 on six kickoff returns. His first touchdown came on a pass 50 yards and he covered 70 yards on one rush in the second quarter for a touchdown.

At the end of the night Kingsville racked up 558 total offensive yards. Broken down that number showed 373 through the air and 185 on the ground.

UIW countered with 393 total offensive yards as Eric Massoni, getting his first start at quarterback, went 21 of 39 for 311 yards and three scores. Jacob Love finished with seven catches for 129 yards and one touchdown.

TAMUK scored on a 14-yard pass from Daniel Ramirez to Sherman Batiste with just 1:21 gone off the fourth quarter clock to take what seemed to be a commanding 41-24 lead only to see the Cardinals come back with a pair of scores to get it to a three-point difference. That came when UIW's Matt Garza blocked a punt and Nick Ginn picked it up traveling 25 yards for a touchdown.

After that the two teams traded possessions setting up the final UIW attempt for a tie game and an overtime period.

Trent Rios again was the leading UIW ground gainer with his 52 steps on 23 carries. In addition to his passing efforts Massoni three times used the quick punt out of the short formation and averaged 32.0 On those with all three coming to a stop inside the Javelinas' 20-yard line.

Defensive back Devin Haywood in the first quarter picked off his seventh pass of the year-one in each of the seven UIW games. He now holds the UIW season record, he continues to lead the Lone Star and at the end of the weekend could break him out of a tie and into the lead in all of Division II.

Score by Quarters	1st	2nd	3rd	4th	final
Texas A&M-Kingsville	6	21	7	7	41
Incarnate Word	7	10	7	14	38

Scoring Summary TAMUK UIW

1st 12:07 TAMUK Jonathan Woodson 50-yard pass from

Daniel Ramirez (Matt Stoll kick failed)

5 plays, 70 yards, top 2:45 6 0

5:02 UIW Trent Rios 1-yard run (Thomas Rebold kick)

6 plays, 26 yards, top 3:07 6 7

2nd 14:30 TAMUK Randall Tony 15-yard run (Johnny Tivao pass from Joseph Vela)

4 Plays, 44 yards, top 1:03 14 7

11:43 TAMUK Jonathan Woodson 70-yard run (H. Salinas kick failed)

2 plays, 92 yards, top 0:37 20 7

10:25 UIW Jacob Love 57-yard pass from Eric Massoni (Thomas Rebold kick)

3 plays, 62 yards, top 1:11 21 14

7:05 TAMUK Sherman Batiste 20-yard pass from Daniel Ramirez (Matt Stoll kick)

8 plays, 61 yards, top 3:13 27 14

1:53 UIW Thomas Rebold 28-yard field goal

7 Plays, 33 yards, top 2:33 27 17

3rd 10:29 UIW Stan Sullivan 8-yard pass from Eric Massoni (Thomas Rebold kick)

6 plays, 33 yards, top 2:26 27 24

9:34 TAMUK Jonathan Woodson 34-yard pass from D. Ramirez (Matt Stoll kick)

4 plays, 84 yards, top 0:47 34 24

4th 13:39 TAMUK Sherman Batiste 14-yard pass from D. Ramirez (Matt Stoll kick)

8 plays, 87 yards, top 3:27 41 24

8:44 UIW Colton Palmer 25-yard pass from Eric Massoni (Thomas Rebold kick)

10 plays 69 yards, top 4:49 41 31

6:59 UIW Nick Ginn 25-yard blocked punt return (Thomas Rebold kick)

41 38

Kickoff time: 7 p.m. End of game: 10:05 p.m. Elapsed time: 3:05

Officials: Referee Dan Rankin; Umpire Mike Henderson; Linesman Gary Speed; Line Judge Jeff Micas; Back Judge Randy Adams; Field Judge Charles Coltson; Side Judge Jesse Mendoza

Temperature: 70s; wind: none weather: clear skies





GAME EIGHT OCTOBER 29, 2011

Incarmate Word 10

Tarleton State 48

Memorial Stadium, Stephenville Attendance: 5,517

Records: UIW 2-6 (2-4) Tarleton State 4-5 (4-3)

Recap

Incarmate Word went into the game with a plan. Stop the Tarleton State running game and make the Texans throw the ball. The Texans jumped in front early and big and the Cardinals could not recover on the way to a 48-10 Lone Star Conference loss in Stephenville.

The plan was successful in part one as TSU had just 142 yards on the ground. Parts two and three were not anticipated. Following three turnovers, two early pass interceptions and a fumble, Tarleton State led 14-0 after the first quarter and 31-0 at the half. The other unexpected element was Tarleton State quarterback Nick Stephens going 20 of 32 through the air for 325 yards, four touchdowns and no interceptions. He did all that in just three quarters as he yielded the spot to his backup for the fourth period.

The first series of the game Tarleton State made a first down before a pair of sacks by the Cardinals forced a punt. UIW got a pair of first downs and to the TSU 36 before quarterback Eric Massoni threw his first interception. The Texans used just six plays to cover 91 yards and a 7-0 lead. On the next UIW drive the Cardinals reached the TSU 33 when Joe Jones picked off Massoni and sped 72 yards to the end zone and a 14-0 lead. In the second quarter Massoni took a hard hit and fumbled. The Texans this time covered 65 yards in six plays and it was to be an insurmountable lead of 21-0.

In the second Massoni managed to right himself and finished the night at the UIW leader in both passing and rushing. When it was over Massoni was 15 of 34 for 172 yards and one touchdown. He also carried the ball 13 times for a team best 102 yards. Running back Trent Rios carried 20 times and added 44 yards to the UIW total.

Tight end Andrew Mocio was Massoni's favorite target as he caught six throws for 74 yards and the lone UIW touchdown. That came in the third quarter when he hauled in a 37-yard throw and worked his way down the right sideline to the TSU four. On second down Massoni found Mocio all alone in the middle of the end zone for the score. Thomas Rebold added the pat before kicking a 37-yard field goal in the fourth quarter to end the Cardinals scoring.

One streak continued while another ended for the Cardinals. Rios caught two passes to extend his string to 18 consecutive games with at least one reception. He also threw an option pass for 19 yards to his Smithson Valley pal Dominic Hamilton. The streak that ended belonged to safety Devin Haywood who had an interception in the previous seven games.

The game marked the debut of Todd Ivicic as the Cardinals interim head coach. He was moved into that job on October 25 when by mutual agreement former head coach Mike Santiago stepped down. Ivicic will finish out the season before a search for a permanent head man begins.

Score by Quarters	1st	2nd	3rd	4th	final
Incarmate Word	0	0	7	3	10
Tarleton state	14	17	14	3	48

Scoring Summary UIW TSU

1st 7:52 TSU Ford Renfro 25-yard pass from Nick Stephens (Jose Serrano kick)

6 plays, 91 yards, top

1:19 0 7

3:17 TSU Joe Jones 72-yard interception return (Jose Serrano kick)

0 14

2nd 13:38 TSU Tyra Waits 16-yard pass from Nick Stephens (Jose Serrano kick)

6 plays, 65 yards, top 1:41 0 21

9:01 TSU Brad Croak 8-yards pass from Nick Stephens (Jose Serrano kick)

4 plays, 65 yards, top 1:46 0 28

0:38 TSU Jose Serrano 40-yard field goal

8 Plays, 51 yards, top 1:55 0 31

3rd 11:03 TSU Roddy Green 8-yard pass from Nick Stephens (Jose Serrano kick)

8 plays, 74 yards, top 2:47 0 38

7:59 UIW Andrew Mocio 4-yard pass from Eric Massoni (Thomas Rebold kick)

6 plays, 69 yards, top 2:15 7 38

5:02 TSU Nick Stephens 1-yard run (Jose Serrano kick)

7 plays, 65 yards, top 2:51 7 45

4th 10:46 UIW Thomas Rebold 37-yard field goal

9 Plays, 56 yards, top 4:00 10 45

8:28 TSU Jose Serrano 37-yard field goal

7 Plays, 43 yards, top 2:18 10 48

Kickoff time: 6 p.m. End of game: 9:01 p.m. Elapsed time: 3:01

Officials: unavailable

Temperature: 60s, wind: 5-10 southwest weather clear skies

GAME NINE NOVEMBER 5, 2011

Angelo State 34

Incarmate Word 14

Benson Stadium, San Antonio Attendance: 3,948

Records: UIW 2-7 (2-5) Angelo State 5-5 (2-5)

Recap

Incarmate Word got good play in spurts but the Cardinals also passed along some breaks as Angelo State took a 34-14 win at UIW on the Cardinals last home game of the season.

Angelo State scored touchdowns on a pair of legitimate drives, the first on the opening series of the game--6 plays, 78 yards and the other on the final effort of the night--16 plays, 97 yards. In between they took advantage of gifts, a five-yard UIW punt making them travel but 29 yards for a score, a fumbled punt return leading to a field goal and another short punt of 21 yards causing yet another field goal.

"When you get a wind like tonight," UIW coach Todd Ivicic said, "it's going to create havoc." Ivicic talked about the Cardinals. "UIW players never give up," he said. And they never will. I told them to make good decisions after this game. We are a young team and it's a losing string (three in a row)."

One of those steadfast Cardinals players was over on defense where sophomore linebacker Juan Asencio left an impression. For the night he did not put up numbers in every category save one. He finished with 15 tackles-eight solo and seven assists-which were one short of the all-time single game mark at UIW.

"Our defensive line was doing well," Asencio said. "They flushed everything to me. We started blitzing a log and the defensive line was getting in there with pressure"

About his staggering numbers, including one pancake hit on an attempted punt return, Asencio said "it's not about the records. We're just trying to get a win for this team."

The Rams sewed up the game in the fourth quarter when with the Cardinals still hanging around. Down 27-14 and needing the football, UIW had to defend that 16 play drive which ate up 8:40 of the game clock and that clinched the deal.

Angelo State won the rushing battle by 222 to 97 for UIW including 118 from Tristan Carter on 21 attempts. The Rams also won the air war by a margin of 213 to 142. Ram signal callers split the totals with Michael Cockran going 10-15-2 for 107 yards while Jake Strickler was 9-14-0 for 106 and one score.

On the offensive side for the Cardinals Eric Massoni was 13-36-2 for 142 yards and one score. His long shot of the night went to tight end Andrew Mocio who came from the left side on a slant down the middle. Massoni hit him in stride and Mocio galloped 58 yards to the Rams four-yard line. Three plays later Trent Rios went in behind right tackle Jayson Hierholzer, Thomas Rebold kicked the pat and the margin 10-7 for ASU.

Later, in the third quarter Massoni and Mocio hooked up again. This time it was a short throw of five yards. What the 6-5 Mocio did in the left back corner of the end zone was climb the frame of 5-11 cornerback Travis McCloud for the grab.

Score by Quarters	1st	2nd	3rd	4th	final
Angelo State	10	10	7	7	34
Incarmate Word	7	0	7	0	14

Scoring Summary ASU UIW

1st 12:16 ASU Paul Mason 42-yard pass from Jake Strickler (Jarred Martin kick)

6 plays, 78 yards, top 2:38 7 0

7:26 ASU Jarred Martin 23-yard field goal

5 Plays, 23 yards, top 2:10 10 0

4:18 UIW Trent Rios 2-yard run (Thomas Rebold kick)

6 plays, 65 yards, top 3:01 10 7

2nd 14:14 ASU Jarred Martin 37-yard field goal

11 Plays, 59 yards, top 5:04 13 7

11:55 ASU Blake Smith 2-yard run (Jarred Martin kick)

3 plays, 29 yards, top 1:18 20 7

3rd 6:14 UIW Andrew Mocio 5-yard pass from Eric Massoni (Thomas Rebold kick)

8 plays, 84 yards, top 3:27 20 14

0:51 ASU Tristan Carter 25-yard run (Jarred Martin kick)

3 plays, 48 yards, top 1:14 27 14

4th 1:55 ASU Tristan Carter 17-yard run (Jarred Martin kick)

16 plays, 97 yards, top 8:40 34 14

Kickoff time: 7 p.m. End of game: 10 p.m. Total elapsed time: 3:00

Officials: Referee Kenny Kelarek; Umpire Spencer Smith; Linesman Oratious Harker; Line Judge Ceasar Simpson; Back Judge Damon Boniface; Field Judge Ricky Williams; Side Judge Paul Pekar.

Temperature: 60s; wind 10-12 mph southeast; weather: overcast, windy

GAME TEN NOVEMBER 12, 2011

Incarnate Word 16
Abilene Christian 61
Shotwell Stadium, Abilene Attendance: 5,115
Records: UIW 2-8 (2-6) Abilene Christian 8-2 (7-1)

Recap

An enormous statistical advantage toward Abilene Christian set the tone for both teams as Incarnate Word dropped its final game of the season by 61-16 in Abilene. The Wildcats came into the game ranked 12th in the nation.

The Wildcats ran up 594 yards on offense including 342 passing and 252 rushing while UIW could manage but 225 total including 164 on the ground. The difference in the two teams ability to gain ground was never more evident than in the passing game. Incarnate Word managed but five completions in 24 attempts for a year's low 61 yards. ACU picked off four Eric Massoni throws and returned two for touchdowns.

Of the seven ACU touchdowns, two were those interception returns and one came after an Incarnate Word fumble at its own 35 giving a short field to the Wildcats. A fourth score followed a 71-yard sprint by Charcandrick West on the first play following a UIW kickoff.

Abilene Christian did flex its offensive muscles with scores coming on a pair of passes--35 and 31.

The Wildcats scored first on a four-play, 80-yard drive. Incarnate Word came right back with a 20-yard Thomas Rebold field goal. After that ACU got a pair of Morgan Lineberry field goals and the score was a respectable 13-3 with just over six minutes remaining in the first half. Then the dam cracked.

Abilene Christian got a pair of touchdowns in the final three and one-half minutes of the first half and for all practical purposes the game was out of reach.

Down 44-3 in the third, the Cardinals showed some fight. With Abilene Christian driving yet again, linebacker Juan Asencio literally took a pass away from an ACU receiver and hauled it 62 yards to the Wildcats' five. After a motion penalty Trent Rios covered the 10 yards to score by diving at the right pylon. Rebold converted and it was 44-10.

On the ensuing Wildcat possession Dakota Mawyer recovered an ACU fumble at the Wildcats' 35. Trent Rios rushed twice for short yardage and on third down Massoni threw 32 yards to Jacob Love at the ACU 2. Rios scored on the next play and Rebold kicked the pat.

For the day Rios was the leading UIW rusher with 85 yards on 27 attempts. On defense Asencio led all players in the game with his 10 tackles and the interception. That return was the third longest in UIW history.

Score by Quarters	1st	2nd	3rd	4th	final
Incarnate Word	3	0	13	0	16
Abilene Christian	7	20	31	3	61

Scoring Summary UIW ACU

1st 11:54 ACU Daryl Richardson 12-yard run (Morgan Lineberry kick)
4 plays, 80 yards, top 1:18 0 7

5: 53 UIW T. Rebold 20-yd field goal 13 plays, 55 yards, top 6:01 3 7

2nd 13:03 ACU Lineberry 22-yard field goal 6 plays, 19 yards, top 2:31 3 10

6:07 ACU Lineberry 25-yd field goal 10 plays, 63 yards, top 3:38 3 13

3:27 ACU Andrew Richards 35-yard pass from Mitchell Gale (Morgan Lineberry kick)
2 plays, 48 yards, top 0:32 3 20

0:30 ACU Taylor Gabriel 31-yard pass from Mitchell Gale (Morgan Lineberry kick)
5 plays, 65 yards, top 1:12 3 27

3rd 12:42 ACU Charcandrick West 3-yard run (Morgan Lineberry kick)
4 plays, 35 yards, top 0:55 3 34

9:36 ACU Morgan Lineberry 54-yard field goal

6 Plays, 24 yards, top 1:42 3 37

8:17 ACU Nate Bailey 53-yard interception return (Morgan Lineberry kick)
3 44

4:24 UIW Trent Rios 10-yard run (Thomas Rebold kick)
1 play, 5 yards, top 0:05 10 44

2:23 UIW Trent Rios 2-yard run (Thomas Rebold kick blkd)
4 plays, 35

Yards, top 1:51 16 44

2:10 ACU Charcandrick West 71-yard run (Morgan Lineberry kick)
1 play, 71 yards, top 0:13 16 51

1:22 ACU Thor Woerner 26-yard interception return (Ryan Owens kick)
16 58

4th 5:49 ACU R. Owens 29-yard field goal 6 plays, 58 yards, top 3:14 16 61

Kickoff time: 1 p.m. End of game: 4 p.m. Total elapsed time: 3:00

Officials: Referee Dwayne Mckee; Umpire Steve Borgman; Linesman Troy Wolfe; Line Judge Matt Horn; Back Judge Keith Schoby; Field Judge David Sanders; Side Judge Jason Hickey.

Temperature: 70; wind 19 mph southwest; weather: partly cloudy

2011 COMBINED TEAM STATISTICS

	UIW	OPP			
Team Statistics UIW Opp					
Scoring	219	407			
Points Per Game	21.9	40.7			
First Downs	173	225			
Rushing	57	77			
Passing	86	132			
Penalty	30	16			
Rushing Yardage	1204	1671			
Yards Gained Rushing	1432	1940			
Yards Lost Rushing	228	269			
Rushing Attempts	364	321			
Average Per Rush	3.3	5.2			
Average Per Game	120.4	167.1			
Tds Rushing	14	17			
Passing Yardage	1857	3104			
Comp-Att-Int	170-331-18	222-353-16			
Average Per Pass	5.6	8.8			
Average Per Catch	10.9	14.0			
Average Per Game	185.7	310.4			
Tds Passing	13	28			
Total Offense	3061	4775			
Total Plays	695	674			
Average Per Play	4.4	7.1			
Average Per Game	306.1	477.5			
Kick Returns: #-Yards	50-871	40-712			
Punt Returns: #-Yards	14-115	19-236			
Int Returns: #-Yards	16-321	18-412			
Kick Return Average	17.4	17.8			
Punt Return Average	8.2	12.4			
Int Return Average	20.1	22.9			
Fumbles-Lost	11-6	19-8			
Penalties-Yards	59-519	95-935			
Average Per Game	51.9	93.5			
Punts-Yards	60-2094	37-1341			
Average Per Punt	34.9	36.2			
Net Punt Average	30.3	32.1			
Time Of Possession/Game	31:53	28:06			
3rd-Down Conversions	52/149	55/126			
3rd-Down Pct	35%	44%			
4th-DoWn Conversions	7/15	6/11			
4th-Down Pct	47%	55%			
Sacks By-Yards	13-65	13-98			
Misc Yards	0	0			
Touchdowns Scored	29	53			
Field Goals-Attempts	6-10	13-14			
On-Side Kicks	0-0	0-0			
Red-Zone Scores (29-33)	88% (40-49)	82%			
Red-Zone Touchdowns (23-33)	70% (29-49)	59%			
Pat-Attempts (23-27)	85% (48-50)	96%			
Attendance	18262	33651			
Games/Avg Per Game	5/3652	5/6730			
Neutral Site Games	0/0				
Score by Quarters	1st	2nd	3rd	4th	Total
Incarnate Word	58	50	54	57	219
Opponents	100	109	128	70	407





2011 INDIVIDUAL STATISTICS

RUSHING									
GP	Att	Gain	Loss	Net	Avg	TD	Long	Avg/G	
Trent Rios	9	196	731	45	686	3.5	10	57	76.2
Eric Massoni	8	74	404	32	372	5.0	0	38	46.5
Tahje Canyon	8	27	83	4	79	2.9	0	13	9.9
Melvin Adderton	3	8	26	0	26	3.2	1	6	8.7
Donald Gies	10	3	18	0	18	6.0	0	8	1.8
Chaz Pavliska	10	1	14	0	14	14.0	0	14	1.4
Jacob Love	10	2	8	0	8	4.0	0	8	0.8
Alex Torres	3	1	8	0	8	8.0	0	8	2.7
Paden Lynch	6	49	140	135	5	0.1	3	62	0.8
Team Stat	8	2	0	2-2	-1.0	0	0-0.2		
Dominic Hamilton	9	1	0	10	-10	-10.0	0	1	-1.1
Total.....	10	364	1432	228	1204	3.3	14	62	120.4
Opponents.....	10	321	1940	269	1671	5.2	17	71	167.1
PASSING									
GP	Effc	Cmp-Att-Int	Pct	Yards	TD	Long	Avg/G		
Paden Lynch	6	119.8	109-177-8	61.6	1102	8	60	183.7	
Eric Massoni	8	78.4	59-149-10	39.6	730	5	58	91.2	
Shane Knight	2	50.1	1-3-0	33.3	6	0	6	3.0	
Team Stat	8	0.0	0-1-0	0.0	0	0	0	0.0	
Trent Rios	9	259.6	1-1-0	100.0	19	0	19	2.1	
Total.....	10	100.6	170-331-18	51.4	1857	13	60	185.7	
Opponents.....	10	153.9	222-353-16	62.9	3104	28	64	310.4	
RECEIVING									
GP	No.	Yards	Avg	TD	Long	Avg/G			
Jacob Love	10	38	556	14.6	4	60	55.6		
Andrew Mocio	10	32	402	12.6	2	58	40.2		
Trent Rios	9	22	105	4.8	1	19	11.7		
Dominic Hamilton	9	17	195	11.5	1	29	21.7		
Stan Sullivan	9	15	137	9.1	1	20	15.2		
Colton Palmer	9	13	186	14.3	2	39	20.7		
Caleb Kocian	8	12	114	9.5	1	22	14.2		
Austin Quinney	10	6	47	7.8	0	11	4.7		
Robert Anderson	8	5	44	8.8	1	13	5.5		
Tahje Canyon	8	4	26	6.5	0	12	3.2		
Donald Gies	10	4	18	4.5	0	6	1.8		
Shane Knight	2	1	29	29.0	0	29	14.5		
Samuel Giamfortone	8	1	2	2.0	0	2	0.2		
Zack Bradley	9	0-4	0.0	0	0-0.4				
Total.....	10	170	1857	10.9	13	60	185.7		
Opponents.....	10	222	3104	14.0	28	64	310.4		
PUNT RETURNS									
No.	Yards	Avg	TD	Long					
Trent Rios	7	28	4.0	0	14				
Jacob Love	3	18	6.0	0	11				
Robert Williams	2	17	8.5	0	10				
Juan Asencio	1	20	20.0	0	0				
Matt Garza	1	7	7.0	1	1				
Nick Ginn	0	25	0.0	1	25				
Total.....	14	115	8.2	2	25				
Opponents.....	19	236	12.4	1	33				
INTERCEPTIONS									
No.	Yards	Avg	TD	Long					
Devin Haywood	7	81	11.6	0	34				
Juan Asencio	3	127	42.3	0	62				
Chaz Pavliska	2	85	42.5	0	85				
Devan Avery	2	0	0.0	0	0				
Dakota Mawyer	2	28	14.0	0	19				
Total.....	16	321	20.1	0	85				
Opponents.....	18	412	22.9	6	97				
KICK RETURNS									
No.	Yards	Avg	TD	Long					
Devin Haywood	20	331	16.5	0	52				
Zack Bradley	7	128	18.3	0	36				
Jacob Love	6	107	17.8	0	30				
Robert Williams	5	96	19.2	0	25				
Trent Rios	4	95	23.8	0	31				
Chaz Pavliska	2	25	12.5	0	17				
James Lockhart	1	20	20.0	0	20				
Donald Gies	1	22	22.0	0	22				
Austin Quinney	1	0	0.0	0	0				
Samuel Giamfortone	1	17	17.0	0	17				
Robert Anderson	1	14	14.0	0	14				
Anthony Stokes	1	16	16.0	0	16				
Total.....	50	871	17.4	0	52				
Opponents.....	40	712	17.8	0	53				
FUMBLE RETURNS									
No.	Yards	Avg	TD	Long					
Devan Avery	1	5	5.0	0	5				
Robby Horton	1	42	42.0	0	42				
Total.....	2	47	23.5	0	42				
Opponents.....	1	8	8.0	1	8				

PATs									
SCORING	TD	FGs	Kick	Rush	Rcv	Pass	DXP	Saf	Points
Trent Rios	11	0-0	0-0	0-0	1	0-0	0	0	68
Thomas Rebold	0	6-10	23-27	1-1	0	0-0	0	0	43
Jacob Love	4	0-0	0-0	0-0	0	0-0	0	0	24
Paden Lynch	3	0-0	0-0	0-0	0	1-1	0	0	18
Colton Palmer	2	0-0	0-0	0-0	0	0-0	0	0	12
Andrew Mocio	2	0-0	0-0	0-0	0	0-0	0	0	12
Dominic Hamilton	1	0-0	0-0	0-0	0	0-0	0	0	6
Melvin Adderton	1	0-0	0-0	0-0	0	0-0	0	0	6
Robert Anderson	1	0-0	0-0	0-0	0	0-0	0	0	6
Matt Garza	1	0-0	0-0	0-0	0	0-0	0	0	6
Caleb Kocian	1	0-0	0-0	0-0	0	0-0	0	0	6
Stan Sullivan	1	0-0	0-0	0-0	0	0-0	0	0	6
Nick Ginn	1	0-0	0-0	0-0	0	0-0	0	0	6
Total.....	29	6-10	23-27	1-1	1	1-1	0	0	219
Opponents.....	53	13-14	48-50	0-2	1	1-1	0	0	407
TOTAL OFFENSE									
GP	Plays	Rush	Pass	Total	Avg/G				
Paden Lynch	6	226	5	1102	1107	184.5			
Eric Massoni	8	223	372	730	1102	137.8			
Trent Rios	9	197	686	19	705	78.3			
Tahje Canyon	8	27	79	0	79	9.9			
Melvin Adderton	3	8	26	0	26	8.7			
Donald Gies	10	3	18	0	18	1.8			
Chaz Pavliska	10	1	14	0	14	1.4			
Jacob Love	10	2	8	0	8	0.8			
Alex Torres	3	1	8	0	8	2.7			
Shane Knight	2	3	0	6	6	3.0			
Team Stat	8	3-2	0-2	-0.2					
Dominic Hamilton	9	1-10	0-10	-1.1					
Total.....	10	695	1204	1857	3061	306.1			
Opponents.....	10	674	1671	3104	4775	477.5			
FIELD GOALS									
Made-Att	Pct	01-19	20-29	30-39	40-49	50-99	Long	Blkd	
Thomas Rebold	6-10	60.0	0-0	4-4	2-3	0-2	0-1	37	1
FG SEQUENCE									
Incarnate Word Opponents									
East Central Okla. -	39,(38)								
Eastern New Mexico	(23),(33) -								
Lamar University -	(31)								
West Texas A&M	42 (28)								
Midwestern State -	(29)								
Texas A&M-Commerce	34,(23) (25)								
Texas A&M-Kingsville	(28),50 -								
Tarleton	(37) (40),(37)								
Angelo State	43 (23),(37)								
Abilene Christian	(20) (22),(25),(54),(29)								
PUNTING									
No.	Yards	Avg	Long	TB	FC	I20	50+	Blkd	
Aaron Willis	26	999	38.4	55	1	5	6	4	4
Manny Nunez	24	769	32.0	59	1	6	2	1	0
Eric Massoni	6	197	32.8	43	0	0	5	0	0
Wade Roark	3	90	30.0	45	0	0	1	0	0
Team Stat	1	39	39.0	22	0	0	0	0	0
Total.....	60	2094	34.9	59	2	11	14	5	4
Opponents.....	37	1341	36.2	55	2	4	9	3	2
KICKOFFS									
No.	Yards	Avg	TB	OB	Retn	Net	YdLn		
Thomas Rebold	44	2484	56.5	2	0				
Total.....	44	2484	56.5	2	0	17.8	39.4	30	
Opponents.....	76	4556	59.9	19	5	17.4	43.5	26	
ALL PURPOSE									
GP	Rush	Rcv	PR	KR	IR	Total	Avg/G		
Trent Rios	9	686	105	28	95	0	914	101.6	
Jacob Love	10	8	556	18	107	0	689	68.9	
Devin Haywood	10	0	0	0	331	81	412	41.2	
Andrew Mocio	10	0	402	0	0	0	402	40.2	
Eric Massoni	8	372	0	0	0	0	372	46.5	
Colton Palmer	9	0	186	0	0	0	186	20.7	
Dominic Hamilton	9-10	195	0	0	0	185	20.6		
Juan Asencio	10	0	0	20	0	127	14.7		
Stan Sullivan	9	0	137	0	0	0	137	15.2	
Chaz Pavliska	10	14	0	0	25	85	124	12.4	
Zack Bradley	9	0-4	0	128	0	124	13.8		
Caleb Kocian	8	0	114	0	0	0	114	14.2	
Robert Williams	7	0	0	17	96	0	113	16.1	
Tahje Canyon	8	79	26	0	0	0	105	13.1	
Robert Anderson	8	0	44	0	14	0	58	7.2	
Donald Gies	10	18	18	0	22	0	58	5.8	
Austin Quinney	10	0	47	0	0	0	47	4.7	
Shane Knight	2	0	29	0	0	0	29	14.5	
Dakota Mawyer	10	0	0	0	0	28	28	2.8	

Numbers in (parentheses) indicate field goal was made.



Melvin Adderton	3	26	0	0	0	0	26	8.7
Nick Ginn	9	0	0	25	0	0	25	2.8
James Lockhart	1	0	0	0	20	0	20	20.0
Samuel Giamfortone	8	0	2	0	17	0	19	2.4
Anthony Stokes	7	0	0	0	16	0	16	2.3
Alex Torres	3	8	0	0	0	0	8	2.7
Matt Garza	6	0	0	7	0	0	7	1.2
Paden Lynch	6	5	0	0	0	0	5	0.8
Team Stat	8-2	0	0	0	0-2	-0.2		
Total.....	10	1204	1857	115	871	321	4368	436.8
Opponents.....	10	1671	3104	236	712	412	6135	613.5

2011 FINAL DEFENSIVE STATISTICS

PLAYER	GP	Solo	Ast	Tackles Total	Sacks TFL-Yds	Pass Defense No-Yds	Fumbles Int-Yds	Blkd BU	PD	Qbh	Rcv-Yds	FF	Kick	Saf
48 Juan Asencio	10	51	37	88	3.5-	21	.	3-	127	3	6	3	.	3 1 .
7 Chaz Pavliska	10	25	42	67	4.5-	17	1.5-	7	2-	85	6	8	.	1- 0 1 . . .
33 Dakota Mawyer	10	25	38	63	5.5-	24	1.0-	8	2-	28	.	2	1	2- 0
21 Devin Haywood	10	26	29	55	1.5-	4	.	7-	81	2	9	.	.	1
26 Todd Lyons	10	31	21	52	9.0-	42	2.0-	17	.	3	3	.	1-	0 1
19 James Perez	10	26	15	41	0.5-	1	.	.	5	5
98 Diego McClain	10	14	24	38	7.0-	36	3.5-	21	.	1	1	2
72 Robby Horton	10	14	22	36	11.0-	50	5.5-	29	.	1	1	3	1-	42
25 Devan Avery	10	16	10	26	0.5-	0	.	2-	0	8	10	.	1-	5
27 Aaron Willis	9	12	8	20	1.0-	5	1.0-	5	.	2	2
56 Jeremy Carson	9	8	10	18	4.0-	18	2.0-	7	.	.	.	2
20 Charvis Barron	7	11	5	16	1.0-	1	.	.	1	1	.	.	1
54 Joshua Campbell	8	8	7	15	3.0-	8
78 Michael Tate	9	5	8	13	1.0-	5	1.0-	0	.	1	1	1
59 Andrew Gurrola	5	3	9	12	1.0-	5	1
42 Nick Ginn	9	6	6	12	1.5-	18	0.5-	0	.	1	1	1	.	1
32 Matt Bass	7	6	4	10	.	.	.	1	1
8 Zack Bradley	9	8	2	10
94 Hakim Blackwell	7	4	6	10	1	1-	0
65 Anthony Vela	6	5	3	8	2.0-	26	1.0-	13
23 Jamarris Jones	7	6	2	8
TM Team Stat	8	6	1	7
24 Anthony Stokes	7	5	2	7	1
40 Nick Morrow	10	1	6	7
1 Robert Williams	7	5	2	7
70 Steve Burgamy	4	3	3	6	0.5-	1
91 Jarrod White	7	4	2	6	1.0-	4	1.0-	4
43 Donald Gies	10	4	2	6
83 Kenneth Pryor	9	.	5	5
13 Mike Woods	8	3	2	5
28 Keilyn Lewis	8	4	1	5
55 Brandon Terry	3	3	1	4
16 Matt Garza	6	2	1	3	1
76 Jayson Hierholzer	9	2	.	2	1.0-	6
18 Albert Obregon	1	.	2	2
49 Thomas Rebold	10	2	.	2
10 Paden Lynch	6	1	1	2
81 Robert Anderson	8	1	1	2
69 Andrew Sikes	1	.	1	1
88 Caleb Kocian	8	.	1	1
34 Melvin Adderton	3	.	1	1
9 Shane Knight	2	.	1	1
39 Tre Spragg	2	.	1	1
12 Stan Sullivan	9	1	.	1
5 Colton Palmer	9	1	.	1
80 Andrew Mocio	10	1	.	1
4 Jacob Love	10	1	.	1
89 Harper Scofield	8	.	1	1
22 Trent Rios	9	1	.	1
38 Wade Roark	4	1-	0
Total.....	10	361	346	707	60-	292	13-	65	16-	321	35	51	15	8- 47 9 2 .
Opponents.....	10	364	350	714	59-	204	13-	98	18-	412	44	62	17	6- 8 3 8 .





2011 CARDINALS SUPERLATIVES

INDIVIDUAL GAME HIGHS

Rushes	34	Trent Rios vs Eastern New Mexico (Sept. 10, 2011)
Yards Rushing	202	Trent Rios vs Eastern New Mexico (Sept. 10, 2011)
TD Rushes	4	Trent Rios vs Eastern New Mexico (Sept. 10, 2011)
Long Rush	62	Paden Lynch vs Eastern New Mexico (Sept. 10, 2011)
Pass Attempts	44	Paden Lynch vs Midwestern State (Oct. 1, 2011)
Pass Completions	29	Paden Lynch vs Midwestern State (Oct. 1, 2011)
Yards Passing	312	Paden Lynch vs Midwestern State (Oct. 1, 2011)
TD Passes	3	Paden Lynch vs East Central Okla. (Sept. 3, 2011) Eric Massoni vs TAMU-Kingsville (Oct. 15, 2011) Paden Lynch at A&M-Commerce (Oct. 8, 2011)
Long Pass	60	Paden Lynch at A&M-Commerce (Oct. 8, 2011)
Receptions	9	Caleb Kocian vs Midwestern State (Oct. 1, 2011)
Yards Receiving	141	Jacob Love at A&M-Commerce (Oct. 8, 2011)
TD Receptions	1	Trent Rios vs East Central Okla. (Sept. 3, 2011) Jacob Love vs East Central Okla. (Sept. 3, 2011) Robert Anderson vs East Central Okla. (Sept. 3, 2011) Dominic Hamilton vs Eastern New Mexico (Sept. 10, 2011) Jacob Love at West Texas A&M (Sept. 24, 2011) Caleb Kocian vs Midwestern State (Oct. 1, 2011) Jacob Love at A&M-Commerce (Oct. 8, 2011) Colton Palmer at A&M-Commerce (Oct. 8, 2011) Jacob Love vs TAMU-Kingsville (Oct. 15, 2011) Colton Palmer vs TAMU-Kingsville (Oct. 15, 2011) Stan Sullivan vs TAMU-Kingsville (Oct. 15, 2011) Andrew Mocio at Tarleton (Oct. 29, 2011) Andrew Mocio vs Angelo State (Nov. 5, 2011) Jacob Love at A&M-Commerce (Oct. 8, 2011)
Long Reception	60	Jacob Love at A&M-Commerce (Oct. 8, 2011)
Field Goals	2	Thomas Rebold vs Eastern New Mexico (Sept. 10, 2011)
Long Field Goal	37	Thomas Rebold at Tarleton (Oct. 29, 2011)
Punts	8	Aaron Willis at A&M-Commerce (Oct. 8, 2011) Manny Nunez at Abilene Christian (Nov. 12, 2011)
Punting Avg	47.5	Manny Nunez vs TAMU-Kingsville (Oct. 15, 2011)
Long Punt	59	Manny Nunez vs TAMU-Kingsville (Oct. 15, 2011)
Punts Inside	20	Aaron Willis vs East Central Okla. (Sept. 3, 2011) Eric Massoni vs TAMU-Kingsville (Oct. 15, 2011)
Long Punt Return	25	Nick Ginn vs TAMU-Kingsville (Oct. 15, 2011)
Long Kickoff Return	52	Devin Haywood at Lamar University (Sept. 17, 2011)
Tackles	15	Juan Asencio vs Angelo State (Nov. 5, 2011)
Sacks	2.0	Robby Horton vs Eastern New Mexico (Sept. 10, 2011) Jeremy Carson at A&M-Commerce (Oct. 8, 2011)
Tackles For Loss	3.0	Joshua Campbell at Lamar University (Sept. 17, 2011) at A&M-Commerce (Oct. 8, 2011)
Jeremy Carson		Robby Horton at Tarleton (Oct. 29, 2011)
Interceptions	2	Chaz Pavliska vs Eastern New Mexico (Sept. 10, 2011)

TEAM GAME HIGHS

Rushes	58	vs Eastern New Mexico (Sept. 10, 2011)
Yards Rushing	312	vs Eastern New Mexico (Sept. 10, 2011)
Yards Per Rush	5.4	vs Eastern New Mexico (Sept. 10, 2011)
TD Rushes	5	at Lamar University (Sept. 17, 2011)
Pass Attempts	44	vs Midwestern State (Oct. 1, 2011)
Pass Completions	29	vs Midwestern State (Oct. 1, 2011)
Yards Passing	312	vs Midwestern State (Oct. 1, 2011)
Yards Per Pass	7.8	vs TAMU-Kingsville (Oct. 15, 2011)
TD Passes	3	vs East Central Okla. (Sept. 3, 2011) vs TAMU-Kingsville (Oct. 15, 2011)
Total Plays	78	vs TAMU-Kingsville (Oct. 15, 2011)
Total Offense	423	vs Eastern New Mexico (Sept. 10, 2011)
Yards Per Play	5.5	vs Eastern New Mexico (Sept. 10, 2011)
Points	41	vs Eastern New Mexico (Sept. 10, 2011)
Sacks By	3	vs Eastern New Mexico (Sept. 10, 2011) at Abilene Christian (Nov. 12, 2011)
First Downs	22	vs TAMU-Kingsville (Oct. 15, 2011)
Penalties	10	at Tarleton (Oct. 29, 2011)
Penalty Yards	83	at Tarleton (Oct. 29, 2011)
Turnovers	5	at Abilene Christian (Nov. 12, 2011)
Interceptions By	3	vs Eastern New Mexico (Sept. 10, 2011) at A&M-Commerce (Oct. 8, 2011)
Punts	8	at A&M-Commerce (Oct. 8, 2011) at Abilene Christian (Nov. 12, 2011)
Punting Avg	44.0	vs East Central Okla. (Sept. 3, 2011)
Long Punt	59	vs TAMU-Kingsville (Oct. 15, 2011)
Punts Inside	20	4 vs TAMU-Kingsville (Oct. 15, 2011)
Long Punt Return	25	vs TAMU-Kingsville (Oct. 15, 2011)



UIW FOOTBALL HISTORY AND RECORDS

THE INAUGURAL SEASON 2009—FOREVER FIRST

It had been building for two years.

Incarinate Word announced its intentions of fielding San Antonio's first collegiate, scholarship football team in the fall of 2009. Coaches were hired, players were recruited, uniforms were designed, a stadium was constructed, and the Cardinals went through a complete fall schedule in 2008 save playing games. Then came Aug. 29, 2009, and the sparks flew.

That was the late summer evening when the Borregos Salvajes of Monterrey Tech out of Mexico arrived at Gayle and Tom Benson Stadium sporting a perfect record that extended back 26 games. This squad had won the previous five national titles in Mexico. Later, UIW Coach Mike Santiago was overheard to say "...I wish someone had told me that."

Discounting the final outcome, the game itself was about half the show at Benson Stadium. Having sold tickets on the basis of 3,000 seats, Incarnate Word's athletic staff witnessed 6,235 fans pass through the turnstiles. They were everywhere; every seat had someone on it, temporary bleachers in the east end zone were full, standees soon filled the east end before overflowing into the west end zone. They were ubiquitous and a majority sported red clothing in support of the Cardinals.

The game itself saw Monterrey Tech get an early field goal and a 3-0 lead before junior quarterback Thomas Specia found himself all alone on a keeper play sprinting towards the sunset. Fifty-two yards later UIW was on top 7-3. "I thought I would be caught from behind, like usual," Specia said afterwards. MT would lead briefly 17-14 in the second quarter before UIW scored three consecutive touchdowns to lead 35-17 at the end of three periods. The Borregos made it close at the end but Incarnate Word had its first victory 42-39 and half the fans stormed the field to join in the celebration with the players and coaches.

It was a neophyte bedlam and it was fun for all. This was near utopia for a squad of 65 percent freshmen or redshirt freshmen, players who had no idea about the college game. It didn't matter, UIW was undefeated.

Reality set in a week later; make that the next two weeks, when the Cardinals ran smack into a pair of future NCAA Division II playoff squads. UIW lost 40-10 at Arkansas Tech before coming home to a 49-7 thumping at the hands of Midwestern State, a 2009 playoff team.

Another lose on the road at Langston State, a perennial NAIA playoff team, made the Cardinals 1-3. The Cardinals were up 14-0 until the fourth quarter when Langston scored three times for a 17-14 win.

Week five sent Incarnate Word to Oklahoma Panhandle to face a team which was making rapid strides in improvement itself. OPSU scored at 8:03 of the third quarter for what looked like a secure 35-7 margin. With 6:01 to go in the third UIW's J.J. Johnson got a touchdown on a one-yard plunge. That was the beginning of 28 consecutive points on the Cardinals side of the scoreboard culminating with an Eric Massoni 12-yard flip to Dominic Hamilton. That tied it at 35 and it was on to overtime where the Cardinals got a Thomas Rebold 39-yard field goal for the win.

With that thriller, the light went on for Incarnate Word. Back home UIW beat future Lone Star foe East Central Oklahoma 38-20. The Cardinals then whipped up on Texas Lutheran 53-18 followed by a 37-34 road win

at Southwestern Assemblies of God. Four straight wins and UIW was assured of no less than a .500 record in this first season.

UIW did drop the final two games, narrowly. It was 24-22 Southern Arkansas at Benson Stadium before the Eastern New Mexico aerial circus took a slim 35-30 win in New Mexico.

The Cardinals finished 5-5 to the surprise of practically everyone. Incarnate Word's athletics website earlier had conducted a poll and 45 percent of the responses said UIW would win three games.

There were individual highlights along the way. Nationally, UIW's defense saw Diego McClain tie for 20th in Division II with his 1.50 tackles for losses each game. And safety Aaron Hernandez was 14th with 0.56 interceptions a game. As a defensive unit the Cardinals were 16th with 8.33 tackles for losses each contest and 33rd with 2.56 sacks.

Offensively the Cardinals had 17 different receivers with catches while 11 of those averaged 10 or more yards per grab. Trent Rios rushed for 424 yards in nine games to top UIW while Specia threw for a team high 941 yards. Massoni led with 11 touchdown throws and Hamilton was the top receiver with 29 catches for 464 yards and six scores.

In the honors department both McClain and safety Chaz Pavliska were d2football.com national defensive players of the week. Those two along with defensive end Alan Ford, linebacker Dakota Mawyer and Hernandez were selected to the d2football.com's all-independent team at the end of the season.



CARDINALS



CARDINALS HISTORY

CARDINALS FOOTBALL TIMELINE

April 2007	Football program announced
June 2007	Gayle and Tom Benson Stadium announced
July 2007	Mike Santiago hired as head coach
Aug. 2007	Jim Marshall hired as first offensive coordinator
Nov. 2007	Kyle Kennan hired as first director of operations
Jan. 17, 2008	Todd Ivicic hired as first defensive coordinator
Feb. 2008	Benson Stadium groundbreaking
June 2008	First recruiting class of 27 players announced
July 2008	Nick Debose hired as first secondary coach
Aug. 2008	Caesar Martinez hired as first strength & conditioning coach
Aug. 19, 2008	Gayle and Tom Benson Stadium completed
Aug. 26, 2008	Players check onto campus
Aug. 27, 2008	First Cardinals Media Day
Sept. 1, 2008	First day of practice
Nov. 22, 2008	Dedication of Gayle and Tom Benson Stadium
Feb. 4, 2009	Homecoming scrimmage
Mar. 16, 2009	Second signing class of 27 players
April 8, 2009	First spring training schedule begins
Aug. 6, 2009	First spring game
Aug. 29, 2009	Fall drills begin
Nov. 2009	Inaugural game vs Monterrey Tech--UIW 42, Monterrey Tech 39
Feb. 3, 2010	Cardinals end inaugural season with a 5-5 record
Aug. 28, 2010	UIW announces its third signing class of 27
Sept. 18, 2010	Play begins as a member of the Lone Star Conference
Nov. 13, 2010	First victory in the Lone Star Conference--UIW 42, Central Oklahoma 41 OT
Feb. 2, 2011	End of first Lone Star Conference schedule--UIW is 3-8 and 0-6 in the Lone Star Conference South
Sept. 3, 2011	Fourth signing class of 29
Sept. 17, 2011	Play begins for second year in the Lone Star Conference
Oct. 8, 2011	Cardinals play their first game against a Division I opponent--at Lamar 45, UIW 35
Oct. 25, 2011	UIW wins its 10 th game--UIW 23, Texas A&M-Commerce 22
Nov. 12, 2011	Coach Mike Santiago resigns, Todd Ivicic named interim head coach for final 3 games
Dec. 16, 2011	End of third season of play--UIW is 2-8 and 2-6 in the Lone Star Conference
Feb. 1, 2012	Larry Kennan hired as UIW's second head coach
Mar. 20, 2012	Fifth signing class of 28
	First spring schedule begins for Coach Larry Kennan

2009 NCAA DIVISION II INDEPENDENT

5-5

DATE	OPPONENT	SITE	RESULT	RECORD
August				
29	Monterrey Tech	UIW	W 42-39	1-0
September				
5	at Arkansas Tech	Russellville, Ark.	L 40-10	1-1
19	MIDWESTERN STATE	UIW	L 49-7	1-2
26	at Langston State	Langston, Okla.	L 17-14	1-3
October				
3	at Oklahoma Panhandle	Goodwell, Okla.	W 38-35 OT	2-3
10	EAST CENTRAL OKLA.	UIW	W 38-20	3-3
17	TEXAS LUTHERAN	UIW	W 53-28	4-3
24	at SW Assemblies of God	Waxahachie	W 37-34	5-3
31	SOUTHERN ARKANSAS	UIW	L 24-22	5-4
November				
7	at Eastern New Mexico	Portales, N.M.	L 35-30	5-5

2010 NCAA DIVISION II LONE STAR CONFERENCE

3-8

DATE	OPPONENT	SITE	RESULT	RECORD
August				
28	LANGSTON STATE	UIW	L 28-20	0-1
September				
11	at Southeastern Okla.	Durant, Okla.	L 38-19	0-2
18	CENTRAL OKLAHOMA	UIW	W 42-41 OT	1-2
25	TEXAS A&M-KINGSVILLE(x)	UIW	L 39-7	1-3
October				
2	at Midwestern State (x)	Wichita Falls	L 38-31 OT	1-4
9	at East Central Oklahoma	Ada, Okla.	W 27-13	2-4
16	Abilene Christian (x)	UIW	L 54-17	2-5
23	at Angelo State (x)	San Angelo	L 61-17	2-6
30	WEST TEXAS A&M (x)	UIW	L 49-10	2-7
November				
6	at Tarleton State (x)	Stephenville	L 41-27	2-8
13	Texas A&M-Commerce	UIW	W 17-16	3-8

2011 NCAA DIVISION II LONE STAR CONFERENCE

2-8

DATE	OPPONENT	SITE	TIME/RESULT
September			
3	EAST CENTRAL OKLAHOMA	UIW	L31-21
10	EASTERN NEW MEXICO (x)	UIW	W 41-28
17	at Lamar	Beaumont	L45-35
24	at West Texas A&M (x)	Canyon	L52-7
October			
1	MIDWESTERN STATE (x)	UIW	L45-14
8	at Texas A&M-Commerce (x)	Commerce	W 23-22
15	TEXAS A&M-KINGSVILLE (x)	UIW	L41-38
22	Open		
29	at Tarleton State (x)	Stephenville	L48-10
November			
5	ANGELO STATE # (x)	UIW	L34-14
12	at Abilene Christian (x)	Abilene	L61-16

(x) Lone Star Conference Game

UIW FOOTBALL ALL-TIME HONORS

d2football.com ALL-INDEPENDENT

Chaz Pavliska (defense), 2009
 Diego McClain (2nd defense), 2009
 Alan Ford (2nd defense), 2009
 Dakota Mawyer (2nd defense), 2009
 Aaron Hernandez (2nd defense), 2009

d2football.com PLAYER OF THE WEEK

Diego McClain (defense), 2009
 Chaz Pavliska (defense), 2009

ALL-BEYOND SPORTS COLLEGE NETWORK

Devon Haywood (3rd defense), 2011

ESPN ACADEMIC ALL-DISTRICT

Trent Rios, 2010
 Caleb Kocian (2nd), 2010
 Jayson Hierholzer (2nd), 2010

CoSIDA CAPITAL ONE ACADEMIC ALL-DISTRICT

Trent Rios, 2011
 Charles Segura, 2011

DON HANSEN FOOTBALL GAZETTE ALL-SUPER REGION

Trent Rios (3rd offense), 2010

LONE STAR CONFERENCE ALL-ACADEMIC

Trent Rios, 2010
 Charles Segura, 2010, 2011

LONE STAR CONFERENCE COMMISSIONER'S HONOR ROLL

Trent Rios, 2011	Robert Anderson, 2011	Stephen Howard, 2011
Chaz Pavliska, 2011	Kyle Fishbeck, 2011	Mathew Garza, 2011
Juan Asencio, 2011	Andy Seaman, 2011	Thomas Rebold, 2011
Devin Haywood, 2011	Colton Palmer, 2011	Jacob Love, 2011
Andrew Mocio, 2011	Eric Salas, 2011	Jordan Scelfo, 2011
Charles Segura, 2011	Kevin Defina, 2011	Jayson Hierholzer, 2011
Steve Burgamy, 2011	Rory Dew, 2011	Shane Knight, 2011
Devin Judkins, 2011	Austin Quinney, 2011	
Caleb Kocian, 2011	Justin Edwards, 2011	

ALL-LONE STAR CONFERENCE

Trent Rios (HM offense), 2010, (HM offense), 2011
 Donald Gies, (HM offense) 2010, (2nd offense), 2011
 Andrew Mocio (HM offense), 2010, (HM offense), 2011

Ty Warnash (HM), 2010

Dakota Mawyer (HM), 2010

Chaz Pavliska (2nd defense), 2011

Devin Haywood (2nd defense), 2011

Robby Horton (HM defense), 2011

LONE STAR CONFERENCE PLAYER OF THE WEEK

Trent Rios (offense), 2010
 Juan Asencio (defense), 2011

Iscoo.com PLAYER OF THE WEEK

Trent Rios (offense), 2011
 Chaz Pavliska (defense), 2011

UIW STUDENT-ATHLETE OF THE YEAR

Charles Segura, 2010

CARDINALS RECORD BOOK

SINGLE GAME INDIVIDUAL OFFENSE

Rushes

- 37 Trent Rios vs Texas A&M-Commerce (Nov. 13, 2010)
- 34 Trent Rios vs Eastern New Mexico (Sept. 10, 2011)
- 27 Trent Rios at SW Assemblies of God (Oct. 24, 2009)
- 27 Trent Rios at Midwestern State (Oct. 2, 2010)
- 27 Trent Rios at Abilene Christian (Nov. 12, 2011)

Yards Rushing

- 207 Trent Rios vs Texas A&M-Commerce (Nov. 13, 2010)
- 202 Trent Rios vs Eastern New Mexico (Sept. 10, 2011)
- 130 Paden Lynch vs Central Oklahoma (Sept. 8, 2010)
- 128 Eric Massoni at SW Assemblies of God (Oct. 24, 2009)
- 127 Trent Rios at East Central Oklahoma (Oct. 11, 2010)

TD Rushes

- 4 Trent Rios vs Eastern New Mexico (Sept. 10, 2011)
- 3 Trent Rios at East Central Oklahoma (Oct. 11, 2010)
- 3 Paden Lynch at Lamar (Sept. 17, 2011)

Long Rush

- 66 Paden Lynch vs Central Oklahoma (Sept. 18, 2010)
- 62 Paden Lynch vs Eastern New Mexico (Sept. 10, 2011)
- 57 Trent Rios vs Eastern New Mexico (Sept. 10, 2011)
- 52 Thomas Specia vs. Monterrey Tech (Aug. 29, 2009)
- 41 Trent Rios at Angelo State (Oct. 23, 2010)

Pass Attempts

- 44 Paden Lynch vs Midwestern State (Oct. 1, 2011)
- 39 Eric Massoni vs Texas A&M-Kingsville (Oct. 15, 2011)
- 32 Thomas Specia vs Langston Univ. (Aug. 28, 2010)
- 32 Paden Lynch vs East Central Okla. (Sept. 3, 2011)
- 31 Paden Lynch vs West Texas A&M (Oct. 30, 2010)

Pass Completions

- 29 Paden Lynch vs Midwestern State (Oct. 1, 2011)
- 21 Paden Lynch at Lamar (Sept. 17, 2011)
- 21 Eric Massoni vs Texas A&M-Kingsville (Oct. 15, 2011)
- 19 Paden Lynch at Midwestern State (Oct. 2, 2010)
- 19 Paden Lynch vs East Central Okla. (Sept. 3, 2011)

Yards Passing

- 312 Paden Lynch vs Midwestern State (Oct. 1, 2011)
- 311 Eric Massoni vs Texas A&M-Kingsville (Oct. 15, 2011)
- 278 Eric Massoni vs. East Central Okla. (Oct. 10, 2009)
- 277 Thomas Specia vs. Monterrey Tech (Aug. 29, 2009)
- 208 Paden Lynch at Midwestern State (Oct. 2, 2010)

TD Passes

- 3 6 Times (Eric Massoni vs Texas A&M-K. Oct. 15, 2011)

Long Pass

- 73 Thomas Specia at Arkansas Tech (Sept. 5, 2009)
- 60 Paden Lynch at Texas A&M-Commerce (Oct. 8, 2011)
- 58 Eric Massoni vs Angelo State (Nov. 5, 2011)
- 57 Eric Massoni vs Texas A&M-Kingsville (Oct. 15, 2011)
- 47 Paden Lynch at Southeastern Okla. (Sept. 11, 2010)

Receptions

- 9 Caleb Kocian vs Midwestern State (Oct. 1, 2011)
- 8 Dominic Hamilton at SW Assem. of God (Oct. 24, 2009)
- 7 Dominic Hamilton vs. East Cent. Okla. (Oct. 10, 2009)
- 7 Dominic Hamilton at Tarleton State (Nov. 6, 2010)
- 7 Jacob Love vs Texas A&M-Kingsville (Oct. 15, 2011)

Yards Receiving

- 188 Dominic Hamilton vs. East Cent. Okla. (Oct. 10, 2009)
- 141 Jacob Love at Texas A&M-Commerce (Oct. 8, 2011)
- 129 Jacob Love vs Texas A&M-Kingsville (Oct. 15, 2011)
- 123 Dominic Hamilton vs. Texas Lutheran (Oct. 17, 2009)

TD Receptions

- 2 6 Times (Recent, Donald Gies at SEOkla. (Sept. 11, 2010)

Long Reception

- 73 Todd Walker at Arkansas Tech (Sept. 5, 2009)
- 60 Jacob Love at Texas A&M-Commerce (Oct. 8, 2011)
- 58 Dominic Hamilton vs. East Cent. Okla. (Oct. 10, 2009)
- 58 Andrew Mocio vs Angelo State (Nov. 5, 2011)
- 57 Jacob Love vs Texas A&M-Kingsville (Oct. 15, 2011)

SPECIAL TEAMS

Field Goals

- 3 Thomas Rebold at SW Assem. of God (Oct. 24, 2009)
- 2 4 Times (Recent Thomas Rebold vs ENM, (Sept. 10, 2011)

PATs

- 7 Thomas Rebold vs Central Oklahoma (Sept. 18, 2010)
- 6 Saul Meza vs. Monterrey Tech (Aug. 29, 2009)
- 5 Three Times

Long Field Goal

- 51 Thomas Rebold at Midwestern State (Oct. 2, 2010)
- 44 Thomas Rebold at Angelo State (Oct. 23, 2010)
- 43 Thomas Rebold at Arkansas Tech (Sept. 5, 2009)

Punts

- 9 Thomas Rebold at E. New Mexico (Nov. 7, 2009)
- 8 Thomas Rebold vs. Southern Arkansas (Oct. 31, 2009)
- 8 Aaron Willis vs Abilene Christian (Oct. 16, 2010)
- 8 Manny Nunez at Abilene Christian (Nov. 12, 2011)

Punting Avg

- 50.0 Aaron Willis at Okla. Panhandle St. (Oct. 3, 2009)
- 50.0 Thomas Rebold at SW Assem. of God (Oct. 24, 2009)
- 47.5 Manny Nunez vs Texas A&M-Kingsville (Oct. 15, 2011)

Long Punt

- 60 Aaron Willis at Angelo State (Oct. 23, 2010)
- 59 Manny Nunez vs Texas A*M-Kingsville (Oct. 15, 2011)
- 57 Aaron Willis at East Central Oklahoma (Oct. 9, 2010)
- 54 Thomas Rebold at E. New Mexico (Nov. 7, 2009)
- 54 Aaron Willis vs Texas A&M-Commerce (Nov. 13, 2010)

Long Punt Return

- 70 Derrick Walls vs. Monterrey Tech (Aug. 29, 2009)
- 22 Derrick Walls at Langston Univ. (Sept. 26, 2009)
- 19 Derrick Walls vs Langston Univ. (Aug. 28, 2010)

Long Kickoff Return

- 66 Jacob Love vs. Southern Arkansas (Oct. 31, 2009)
- 43 Derrick Walls vs Central Oklahoma (Sept. 18, 2010)
- 38 Trent Rios vs. Midwestern State (Sept. 19, 2009)
- 38 Trent Rios vs West Texas A&M (Oct. 30, 2010)

DEFENSE

Tackles

- 16 Chaz Pavliska at Eastern New Mexico (Nov. 7, 2009)
- 15 Juan Asencio vs Angelo State (Nov. 5, 2011)
- 12 5 Times (Recent Juan Asencio vs EC Okla., (Sept. 10, 2011)

Sacks

- 2.5 Alan Ford at Langston Univ. (Sept. 26, 2009)
- 1.5 Chaz Pavliska vs. Southern Arkansas (Oct. 31, 2009)

Tackles For Loss

- 6.5 Diego McClain at Okla. Panhandle St. (Oct. 3, 2009)
- 4.0 Chaz Pavliska vs. Southern Arkansas (Oct. 31, 2009)
- 3.0 Joshua Campbell at Lamar (Sept. 17, 2011)
- 3.0 Jeremy Carson at Texas A&M-Commerce (Oct. 8, 2011)

Interceptions

- 2 Chaz Pavliska vs. Texas Lutheran (Oct. 17, 2009)
- 2 Chaz Pavliska vs Eastern New Mexico (Sept. 10, 2011)

Interception Yards

- 85 Chaz Pavliska vs Eastern New Mexico (Sept. 10, 2011)
- 65 Dakota Mawyer at East Central Okla. (Oct. 11, 2010)
- 62 Juan Asencio at Abilene Christian (Nov. 12, 2011)
- 49 Juan Asencio at West Texas A&M (Sept. 24, 2011)

Fumble Return Yards

- 54 Alan Ford vs East Central Oklahoma (Oct. 19, 2009)
- 43 Aaron Hernandez vs E. Central Okla. (Oct. 19, 2009)
- 42 Robby Horton at Texas A&M-Commerce (Oct. 8, 2011)

MISCELLANEOUS

All-Purpose Yards

- 244 Derick Walls vs. Monterrey Tech (Aug. 29, 2009)
- 233 Trent Rios vs Eastern New Mexico (Sept. 10, 2011)
- 229 Trent Rios at SW Assemblies of God (Oct. 24, 2009)
- 202 Trent Rios vs. Midwestern State (Sept. 19, 2009)
- 190 Trent Rios at Lamar (Sept. 17, 2011)
- 176 Trent Rios vs. Central Oklahoma (Sept. 18, 2010)
- 166 Trent Rios at Midwestern State (Oct. 2, 2010)
- 159 Jacob Love vs Texas A&M-Kingsville (Oct. 15, 2011)
- 158 Trent Rios vs East Central Oklahoma (Sept. 3, 2011)
- 141 Jacob Love at Texas A&M-Commerce (Oct. 8, 2011)
- 133 Jacob Love vs. Langston Univ. (Aug. 28, 2010)
- 132 Trent Rios at Southeastern Oklahoma (Sept. 11, 2010)





130 Paden Lynch vs. Central Oklahoma (Sept. 18, 2010)
 128 Eric Massoni at SW Assemblies of God (Oct. 24, 2009)
 124 Devin Haywood vs Texas A&M-Kingsville (Oct. 15, 2011)
 118 Devin Haywood at Lamar (Sept. 17, 2011)
 115 Derick Walls at Arkansas Tech (Sept. 5, 2009)
 109 Trent Rios vs. Langston Univ. (Aug. 28, 2010)
 108 Zack Bradley vs Midwestern State (Oct. 1, 2011)
 105 Trent Rios at Langston Univ. (Sept. 26, 2009)
 102 Eric Massoni at Tarleton State (Oct. 29, 2011)
 101 Andrew Mocio vs Midwestern State (Oct. 1, 2011)
 100 Jacob Love at Southeastern Oklahoma (Sept. 11, 2010)

TEAM OFFENSE

Rushes

61 vs Eastern New Mexico (Sept. 10, 2011)
 53 at Midwestern State (Oct. 2, 2010)
 51 vs Central Oklahoma (Sept. 18, 2010)
 50 vs Texas A&M-Commerce (Nov. 13, 2010)

Yards Rushing

308 at SW Assemblies of God (Oct. 24, 2009)
 305 vs Eastern New Mexico (Sept. 10, 2011)
 304 vs Central Oklahoma (Sept. 18, 2010)
 259 vs Texas A&M-Commerce (Nov. 13, 2010)

Yards Per Rush

6.4 at SW Assemblies of God (Oct. 24, 2009)
 6.3 vs. Monterrey Tech (Aug. 29, 2009)
 6.0 vs Central Oklahoma (Sept. 18, 2010)

TD Rushes

5 at Lamar (Sept. 17, 2011)
 4 vs Eastern New Mexico (Sept. 10, 2011)

Pass Attempts

44 at Okla. Panhandle St. (Oct. 3, 2009)
 44 vs Midwestern State (Oct. 1, 2011)
 40 vs Texas A&M-Kingsville (Oct. 15, 2011)

Pass Completions

29 vs Midwestern State (Oct. 1, 2011)
 21 at Lamar (Sept. 17, 2011)
 21 vs Texas A&M-Kingsville (Oct. 15, 2011)
 19 5 Times (Most Recent vs EC Oklahoma (Sept. 3, 2011))

Yards Passing

312 vs Midwestern State (Oct. 1, 2011)
 311 vs Texas A&M-Kingsville (Oct. 15, 2011)
 293 vs. East Central Okla. (Oct. 10, 2009)
 282 vs. Monterrey Tech (Aug. 29, 2009)

Yards Per Pass Att.

14.8 vs Texas A&M-Kingsville (Oct. 15, 2011)
 11.2 at Southeastern Oklahoma (Sept. 11, 2010)
 10.9 vs. East Central Okla. (Oct. 10, 2009)
 10.6 vs. Texas Lutheran (Oct. 17, 2009)

TD Passes

5 vs. Texas Lutheran (Oct. 17, 2009)
 3 5 Times (Most Recent vs TAMUK, Oct. 15, 2011)

Total Plays

83 at SW Assemblies of God (Oct. 24, 2009)
 81 vs. Midwestern State (Sept. 19, 2009)
 81 vs Eastern New Mexico (Sept. 10, 2011)
 80 at Southeastern Oklahoma (Sept. 11, 2010)

Total Offense

502 vs. Monterrey Tech (Aug. 29, 2009)
 479 vs. Texas Lutheran (Oct. 17, 2009)
 434 at SW Assemblies of God (Oct. 24, 2009)

Yards Per Play

7.7 vs. Monterrey Tech (Aug. 29, 2009)
 6.5 vs. Texas Lutheran (Oct. 17, 2009)
 6.3 vs. East Central Okla. (Oct. 10, 2009)

Points

53 vs. Texas Lutheran (Oct. 17, 2009)
 42 vs. Monterrey Tech (Aug. 29, 2009)
 42 vs Central Oklahoma (Sept. 18, 2010)
 41 vs Eastern New Mexico (Sept. 10, 2011)

DEFENSE

Sacks

5.0 at Langston Univ. (Sept. 26, 2009)
 4.0 vs. East Central Okla. (Oct. 10, 2009)
 4.0 vs. Southern Arkansas (Oct. 31, 2009)

First Downs

29 at SW Assemblies of God (Oct. 24, 2009)
 22 vs Central Oklahoma (Sept. 18, 2010)
 22 vs Texas A&M-Kingsville (Oct. 15, 2011)

Penalties

9 vs Eastern New Mexico (Sept. 10, 2011)
 8 vs. East Central Okla. (Oct. 10, 2009)
 7 4 Times

Penalty Yards

87 vs. East Central Okla. (Oct. 10, 2009)
 82 vs Eastern New Mexico (Sept. 10, 2011)
 80 at Eastern New Mexico (Nov. 7, 2009)
 75 vs Texas A&M-Kingsville (Oct. 15, 2011)

Turnovers

6 at Langston Univ. (Sept. 26, 2009)
 5 at Abilene Christian (Nov. 12, 2011)
 4 vs Langston Univ. (Aug. 28, 2010)

Interceptions By

3 3 Times (Recent vs E New Mexico (Sept. 10, 2011))

Sacked By

4.0 vs. Southern Arkansas (Oct. 31, 2009)
 3.0 3 Times (most recent at Midwestern State (Oct. 2, 2010))

SINGLE SEASON INDIVIDUAL OFFENSE

Rushing

Attempts

218	Trent Rios	2010
196	Trent Rios	2011
109	Trent Rios	2009
90	Paden Lynch	2010
74	Eric Massoni	2011
71	Eric Massoni	2009
55	J.J. Johnson	2009

Yards

888	Trent Rios	2010
731	Trent Rios	2011
424	Trent Rios	2009
408	Paden Lynch	2010
404	Eric Massoni	2011
335	Eric Massoni	2009
249	Thomas Specia	2009

Average

5.5	Alex Torres	2009
5.0	Eric Massoni	2011
4.9	J.J. Johnson	2009
4.6	Thomas Specia	2009
4.5	Paden Lynch	2010

Per-Game Average

80.7	Trent Rios	2010
76.2	Trent Rios	2011
46.5	Eric Massoni	2011
45.2	Tahje Canyon	2010
40.8	Paden Lynch	2010
39.7	Trent Rios	2009
29.4	Eric Massoni	2009

Touchdowns

10	Trent Rios	2011
8	Trent Rios	2010
4	Paden Lynch	2010
3	Eric Massoni	2009
3	J.J. Johnson	2009
3	Paden Lynch	2011
2	Trent Rios	2009
2	Thomas Specia	2009

Passing

Attempts

183	Paden Lynch	2010
177	Paden Lynch	2011
166	Thomas Specia	2009
149	Eric Massoni	2011

138	Eric Massoni	2009
80	Thomas Specia	2010
Completions		
109	Paden Lynch	2011
98	Paden Lynch	2010
77	Thomas Specia	2009
73	Eric Massoni	2009
Total Yards		
1102	Paden Lynch	2011
958	Paden Lynch	2010
941	Thomas Specia	2009
915	Eric Massoni	2009
730	Eric Massoni	2011
387	Thomas Specia	2010
Yards-per-game		
183.7	Paden Lynch	2011
101.7	Eric Massoni	2009
95.8	Paden Lynch	2010
94.1	Thomas Specia	2009
91.2	Eric Massoni	2011
64.5	Thomas Specia	2010
Completion %		
61.6	Paden Lynch	2011
53.6	Paden Lynch	2010
52.9	Eric Massoni	2009
47.5	Thomas Specia	2010
46.4	Thomas Specia	2010
46.2	Paden Lynch	2010
Touchdowns		
11	Eric Massoni	2009
10	Thomas Specia	2009
8	Paden Lynch	2010
8	Paden Lynch	2011
5	Eric Massoni	2011
4	Eric Massoni	2010
Interceptions		
10	Eric Massoni	2011
9	Thomas Specia	2009
8	Paden Lynch	2011
6	Thomas Specia	2010
4	Eric Massoni	2009
4	Paden Lynch	2010
Passer Rating		
129.10	Eric Massoni	2009
120.00	Paden Lynch	2009
119.80	Paden Lynch	2011
119.10	Eric Massoni	2010
107.60	Paden Lynch	2010
103.04	Thomas Specia	2010
Receiving Receptions		
53	Dominic Hamilton	2010
38	Jacob Love	2011
32	Andrew Mocio	2011
29	Dominic Hamilton	2009
27	Trent Rios	2010
24	Todd Walker	2009
22	Trent Rios	2011
21	Andrew Mocio	2010
Yards		
627	Dominic Hamilton	2010
556	Jacob Love	2011
464	Dominic Hamilton	2009
402	Andrew Mocio	2011
370	Todd Walker	2009
233	Andrew Mocio	2010
184	Trent Rios	2009
Yards-per-catch		
20.5	Derrick Walls	2009
16.0	Dominic Hamilton	2009
15.4	Todd Walker	2009
14.6	Jacob Love	2011
12.6	Andrew Mocio	2011
11.8	Dominic Hamilton	2010
Yards-per-game		
66.3	Dominic Hamilton	2009
57.0	Dominic Hamilton	2010
56.0	Jacob Love	2011

41.1	Todd Walker	2009
40.2	Andrew Mocio	2011
32.8	Derek Walls	2009
Touchdowns		
6	Dominic Hamilton	2009
6	Todd Walker	2009
6	Donald Gies	2010
4	Jacob Love	2011
2	4 Players	
DEFENSE		
Tackles Total		
88	Juan Asencio	2011
71	Chaz Pavliska	2009
68	Dakota Mawyer	2009
67	Chaz Pavliska	2011
65	Aaron Willis	2010
63	Devan Avery	2010
63	Dakota Mawyer	2011
60	Chaz Pavliska	2010
54	Devin Haywood	2011
Tackles-for-loss		
14.0	Diego McClain	2009
12.5	Chaz Pavliska	2009
11.0	Robby Horton	2011
10.5	Zach Zellars	2009
Tackle For Loss-Yards		
50	Robby Horton	2011
48	Diego McClain	2010
46	Chaz Pavliska	2009
36	Zach Zellars	2009
36	Diego McClain	2011
31	Dakota Mawyer	2009
Sacks		
6.5	Alan Ford	2009
5.5	Robby Horton	2011
4.5	Chaz Pavliska	2009
4.5	Diego McClain	2010
3.5	Diego McClain	2011
3.0	Zach Zellars	2009
3.0	Chad Miles	2009
Sack Yards		
43	Diego McClain	2010
38	Alan Ford	2009
29	Robby Horton	2011
26	Chad Miles	2009
21	Diego McClain	2011
17	Zach Zellars	2009
Interceptions		
7	Devin Haywood	2011
5	Aaron Hernandez	2009
3	Chaz Pavliska	2009
3	Juan Asencio	2011
2	6 Players	
Interception Yards		
127	Juan Asencio	2011
85	Chaz Pavliska	2011
83	Diego McClain	2009
81	Devin Haywood	2011
65	Dakota Mawyer	2010
57	Aaron Hernandez	2009
24	Dakota Mawyer	2009
Passes Broken Up		
8	Devin Avery	2010
8	Devan Avery	2011
6	Chaz Pavliska	2011
5	Todd Lyons	2009
3	9 Players	
Fumbles Recovered		
3	Alan Ford	2009
2	4 Players	
Fumble Return Yards		
54	Alan Ford	2009
43	Aaron Hernandez	2009
42	Robby Horton	2011
Blocked Kicks		
1	6 Players	
SPECIAL TEAMS		
Field Goals Made		

11	Thomas Rebold	2010
8	Thomas Rebold	2009
6	Thomas Rebold	2011
1	Saul Meza	2009
Field Goals Attempted		
16	Thomas Rebold	2010
11	Thomas Rebold	2009
10	Thomas Rebold	2011
1	Saul Meza	2009
Punts		
59	Aaron Willis	2010
49	Thomas Rebold	2009
26	Aaron Willis	2011
24	Manny Nunez	2011
9	Aaron Willis	2009
Punting Yards		
2075	Aaron Willis	2010
999	Aaron Willis	2011
769	Manny Nunez	2011
744	Thomas Rebold	2009
342	Aaron Willis	2009
Punt-Yard-Average		
38.4	Aaron Willis	2011
38.0	Aaron Willis	2009
35.6	Thomas Rebold	2009
35.2	Aaron Willis	2010
Punts Inside 20		
15	Aaron Willis	2010
12	Thomas Rebold	2009
6	Aaron Willis	2011
Kickoffs		
56	Thomas Rebold	2009
48	Thomas Rebold	2010
44	Thomas Rebold	2011
2	Saul Meza	2009
Kickoff Yards		
2804	Thomas Rebold	2009
2762	Thomas Rebold	2010
2484	Thomas Rebold	2011
114	Saul Meza	2009
Kickoff Yards Avg.		
57.5	Thomas Rebold	2010
57.0	Saul Meza	2009
56.5	Thomas Rebold	2011
50.1	Thomas Rebold	2009
Kickoff Touchbacks		
4	Thomas Rebold	2009
4	Thomas Rebold	2010
2	Thomas Rebold	2011
PATs Made		
27	Thomas Rebold	2010
25	Thomas Rebold	2009
23	Thomas Rebold	2011
9	Saul Meza	2009
PATs Attempted		
28	Thomas Rebold	2010
27	Thomas Rebold	2009
27	Thomas Rebold	2011
9	Saul Meza	2009
Kick Returns		
22	Trent Rios	2010
22	Devin Haywood	2011
17	Jacob Love	2009
12	Trent Rios	2009
11	Matt Garza	2010
8	Derrick Walls	2009
Kick Return Yards		
521	Trent Rios	2010
381	Jacob Love	2009
331	Devin Haywood	2011
292	Trent Rios	2009
209	Derrick Walls	2010
150	Derrick Walls	2009
Return-Yard-Avg.		
24.3	Trent Rios	2009
23.7	Trent Rios	2010
22.4	Derrick Walls	2009
20.9	Derrick Walls	2010





20.0	Ross Bishop	2009
Punt Returns		
8	Derrick Walls	2010
7	Trent Rios	2010
7	Trent Rios	2011
6	Derrick Walls	2009
6	Jacob Love	2009
Punt Return Yards		
120	Derrick Walls	2009
57	Jacob Love	2009
44	Derrick Walls	2010
40	Trent Rios	2010
28	Trent Rios	2011
23	Trent Rios	2009
Punt-Return-Avg.		
20.0	Derrick Walls	2009
15.0	Wiseman	2009
14.0	Anthony Stokes	2009
TEAM SCORING		
291		2009
236		2010
219		2011
First Downs		
195		2001
182		2009
173		2011
Rushing		
98		2010
82		2009
57		2011
Passing		
86		2011
76		2009
73		2010
Penalty		
30		2011
24		2009, 2010
Rushing Yardage		
1690		2010
1380		2009
1204		2011
Yards Gained		
2010		2010
1617		2009
1432		2011
Yards Lost		
320		2010
237		2009
228		2011
Attempts		
454		2010
364		2011
356		2009
Average		
3.9		2010
3.7		2010
3.3		2011
Per Game		
153.6		2010
138.0		2009
120.4		2011
Touchdowns		
15		2010
14		2011
12		2009
Passing Yardage		
1936		2009
1857		2011
1624		2010
Comp-Att-Int		
170-331-18		2011
169-321-10		2010
157-321-14		2009
Average		
6.0		2009
5.6		2011
5.1		2010
Average Per Catch		

12.3		2009
10.9		2011
9.6		2010
Average Per Game		
193.6		2009
185.7		2011
147.6		2010
Touchdowns		
22		2009
14		2010
13		2011
Total Offense		
3316		2009
3314		2010
3061		2011
Total Plays		
775		2010
695		2011
677		2009
Average Per Play		
4.9		2009
4.4		2011
4.3		2010
Average Per Game		
331.6		2009
306.1		2011
301.3		2010
Kick Returns-No-Yds		
69-1323		2010
50-1028		2009
50-871		2011
Punt Returns-No-Yds		
20-255		2009
16-91		2010
14-115		2011
Int. Returns: No-Yards		
16-321		2011
13-189		2009
6-86		2010
Kick Return Average		
20.6		2009
19.2		2010
17.4		2011
Punt Return Average		
12.8		2009
8.2		2011
5.7		2010
Int. Return Average		
20.1		2011
14.5		2009
14.3		2010
Fumbles-Lost		
17-10		2010
13-8		2009
11-6		2011
Penalties-Yards		
59-519		2011
57-558		2009
46-436		2010
Average Per Game		
55.8		2009
51.9		2011
39.6		2010
Punts-Yards		
60-2113		2009
60-209		2011
59-2075		2010
Average Per Punt		
39.6		2010
35.2		2009
34.9		2011
30.3		2011
Net Average		
31.0		2009
30.8		2010
Time of Possession		
33:53		2010
31:53		2011

30:42		2009
3 rd Down Conversion		
60-174		2010
52-149		2011
45-141		2009
3 rd Down Pct.		
35.0		2011
34.0		2010
32.0		2009
4 th Down Conversion		
20-26		2010
7-15		2011
6-14		2009
4 th Down Pct.		
77.0		2010
47.0		2011
43.0		2009
Sacks-Yards		
27-196		2009
13-65		2011
12-94		2010
Misc. Yards		
24		2009
0		2010
0		2011
Touchdowns Scored		
38		2009
29		2010
29		2011
Field Goals-Attempts		
11-16		2010
9-12		2009
6-10		2011
On-Side Kicks		
1-1		2010
0-1		2009
0-0		2011
Red Zone Scores		
30-37		2010
29-33		2011
20-24		2009
Percentage		
88.0		2011
83.0		2009
81.0		2010
Touchdowns		
23-33		2011
22-37		2010
15-24		2009
Touchdown Pct.		
70.0		2011
63.0		2009
59.0		2010
PAT Attempts		
34-36		2009
27-28		2010
23-27		2011
Percentage		
96.0		2010
94.0		2009
85.0		2011
Attendance		
18,534		2010
18,262		2011
18,041		2009
Games-Average		
5-3,652		2011
5-3,608		2009
6-3,089		2010
Score by Quarters		
	UIW	OPP
1 st	58-2011	113-2010
	56-2009	100-2011
	41-2010	83-2009
2 nd	97-2009	138-2010
	66-2010	138-2009
	50-2011	109-2011
3 rd	85-2010	128-2011

	73-2009	84-2010
4th	54-2011	50-2009
	85-2010	102-2009
	62-2009	70-2011
	57-2011	68-2010
OT	7-2010	13-2010
	3-2009	0-2009
	0-2011	0-2011
Total		
291-2009	416-2010	
236-2010	407-2011	
219-2011	311-2009	

CAREER INDIVIDUAL

Games Played		
31	Devin Avery	2009-
	Donald Gies	2009-2011
	Todd Lyons	2009-2011
	Thomas Rebold	2009-2011
30	Chaz Pavliska	2009-
	James Perez	2009-2011
	Ty Warnasch	2009-
29	Dakota Mawyer	2009-
	Trent Rios	2009-
	Aaron Willis	2009-
Games Started		
31	Devan Avery	2009-
31	Diego McClain	2009-2011
30	Chaz Pavliska	2009-
28	Trent Rios	2009-
28	Jake Roby	2009-
28	Charles Segura	2009-
27	Donald Gies	2009-2011
27	Jayson Hierholzer	2009-
27	Dakota Mawyer	2009-
26	Aaron Willis	2009-

RUSHING

Attempts		
523	Trent Rios	2009-
176	Eric Massoni	2009-
154	Paden Lynch	2009-2011
74	Tahje Canyon	2010-2011
63	Thomas Specia	2009-2010
55	J.J. Johnson	2009
Yards		
2043	Trent Rios	2009-
854	Eric Massoni	2009-
701	Paden Lynch	2009-2011
330	Thomas Specia	2009-2010
282	Tahje Canyon	2010-2011
Average (500 attempts)		
3.9	Trent Rios	2009-
Per-Game Average		
70.4	Trent Rios	2009-
35.6	Eric Massoni	2009-
31.9	Paden Lynch	2009-2011
23.5	Tahje Canyon	2010-2011
20.6	Thomas Specia	2009-2010
Touchdowns		
20	Trent Rios	2009-
7	Paden Lynch	2009-
3	Eric Massoni	2009-
3	J.J. Johnson	2009
3	Thomas Specia	2009-2010
Passing Attempts		
373	Paden Lynch	2009-2011
344	Eric Massoni	2009-
246	Thomas Specia	2009-2010
Completions		
213	Paden Lynch	2009-2011
164	Eric Massoni	2009-
115	Thomas Specia	2009-2010
3	Trent Rios	2009-
Yards		
2135	Paden Lynch	2009-2011
1915	Eric Massoni	2009-

1328	Thomas Specia	2009-2010
Yards-per-Game		
97.1	Paden Lynch	2009-2011
83.0	Thomas Specia	2009
79.8	Eric Massoni	2009-
Completion Pct.		
57.1	Paden Lynch	2009-2011
47.7	Eric Massoni	2009-
46.7	Thomas Specia	2010
Touchdowns		
20	Eric Massoni	2009-
17	Paden Lynch	2009-2011
11	Thomas Specia	2009-2010
1	Trent Rios	2009-
Interceptions		
15	Thomas Specia	2009-2010
14	Eric Massoni	2009-
12	Paden Lynch	2009-2011
1	Derrick Walls	2009-2010
Passing Efficiency		
105.48	Eric Massoni	2009-
113.79	Paden Lynch	2009-2011
94.65	Thomas Specia	2009-2010

RECEIVING

Receptions		
99	Dominic Hamilton	2009-
53	Jacob Love	2009-2011
63	Andrew Mocio	2009-
66	Trent Rios	2009-
29	Stan Sullivan	2010-
27	Donald Gies	2009-2011
25	Caleb Kocian	2009-
Yards		
1286	Dominic Hamilton	2009-
777	Jacob Love	2009-2011
733	Andrew Mocio	2009-
472	Trent Rios	2009-
370	Todd Walker	2009
253	Stan Sullivan	2010-
251	Colton Palmer	2010-
240	Caleb Kocian	2009-
Yards-per-Catch		
15.4	Todd Walker	2009
14.7	Jacob Love	2009-2011
14.2	Derrick Walls	2009-2010
13.0	Dominic Hamilton	2009-
11.6	Andrew Mocio	2009-
Yards-per-Game		
47.6	Dominic Hamilton	2009-
37.0	Jacob Love	2009-2011
41.1	Todd Walker	2009
27.1	Andrew Mocio	2009-
Touchdowns		
12	Dominic Hamilton	2009-
6	Todd Walker	2009
6	Donald Gies	2009-2011
4	Jacob Love	2009-2011
4	Trent Rios	2009-

DEFENSE

Tackles Total		
198	Chaz Pavliska	2009-
178	Dakota Mawyer	2009-
138	Devan Avery	2009-
134	Juan Asencio	2010-
116	Diego McClain	2009-2011
113	James Perez	2009-2011
110	Aaron Willis	2009-
Tackles-for-loss		
28.0	Diego McClain	2009-2011
22.0	Chaz Pavliska	2009-
21.0	Dakota Mawyer	2009-
12.0	Robby Horton	2010-
11.5	Todd Lyons	2002-
11.0	Alan Ford	2009-
10.5	Zach Zellars	2009

Tackle For Loss-Yards		
113	Diego McClain	2009-2011
139	Chaz Pavliska	2009-
80	Dakota Mawyer	2009-
63	Alan Ford	2009-
56	Robby Horton	2010-
36	Zach Zellars	2009
Sacks		
8.0	Alan Ford	2009-
6.5	Robby Horton	2010-
7.0	Chaz Pavliska	2009-
9.0	Diego McClain	2009-2011
Sack Yards		
68	Diego McClain	2009-2011
48	Chaz Pavliska	2009-
47	Alan Ford	2009-
35	Robby Horton	2010-
26	Chad Miles	2009
17	Zach Zellars	2009
Interceptions		
7	Devin Haywood	2011
5	Aaron Hernandez	2009-2010
6	Chaz Pavliska	2009-
5	Dakota Mawyer	2009-
3	Juan Asencio	2010-
3	Devan Avery	2009-
Interception Yards		
127	Juan Asencio	2010-
117	Dakota Mawyer	2009-
108	Chaz Pavliska	2009-
83	Diego McClain	2009-2011
81	Devin Haywood	2011-
57	Aaron Hernandez	2009-2010
Passes Broken Up		
18	Devin Avery	2009-
13	Todd Lyons	2009-2010
12	Chaz Pavliska	2009-
12	Dakota Mawyer	2009-
8	James Perez	2009-2011
5	Aaron Hernandez	2009-2010
Fumbles recovered		
4	Chaz Pavliska	2009-
3	Dakota Mawyer	2009-
3	Alan Ford	2009-
Fumble return Yards		
54	Alan Ford	2009-
43	Aaron Hernandez	2009-2010
42	Robby Horton	2010-
Blocked Kicks		
1	6 Players	

SPECIAL TEAMS

Field Goals Made		
25	Thomas Rebold	2009-2011
1	Saul Meza	2009-
Field Goals Attempted		
37	Thomas Rebold	2009-2011
1	Saul Meza	2009-
Punts		
94	Aaron Willis	2009-
49	Thomas Rebold	2009-2011
24	Manny Nunez	2011-
6	Eric Massoni	2009-
3	Wade Roark	2011
Punting Yards		
3416	Aaron Willis	2009-
1744	Thomas Rebold	2009-2011
769	Manny Nunez	2011-
197	Eric Massoni	2009-
90	Wade Roark	2011
Punt Yard Average		
36.3	Aaron Willis	2009-
35.6	Thomas Rebold	2009-2011
32.8	Eric Massoni	2009-
32.0	Manny Nunez	2011-
30.0	Wade Roark	2011





Punts Inside 20

21	Aaron Willis	2009-
12	Thomas Rebold	2009-2011
5	Eric Massoni	2009-
2	Manny Nunez	2011-
1	Wade Roark	2011

Kickoffs

148	Thomas Rebold	2009-2011
2	Saul Meza	2009-
1	Brenan Furtado	2010-

Kickoff Yards

8050	Thomas Rebold	2009-2011
114	Saul Meza	2009-
65	Brenan Furtado	2010-

Kickoff Yards Avg.

65.0	Brenan Furtado	2010-
54.4	Thomas Rebold	2009-2011
57.0	Saul Meza	2009-

Kickoff Touchbacks

10	Thomas Rebold	2009-2011
----	---------------	-----------

PATs Made

75	Thomas Rebold	2009-2011
9	Saul Meza	2009-

PATs Attempted

82	Thomas Rebold	2009-2011
9	Saul Meza	2009-

Kick Returns

38	Trent Rios	2009-
27	Devin Haywood	2010-
26	Jacob Love	2009-2011
18	Derrick Walls	2009-2010
11	Matt Garza	2010

Kick Return Yards

908	Trent Rios	2009-
555	Jacob Love	2009-2011
472	Devin Haywood	2010-
359	Derrick Walls	2009-2010
178	Matt Garza	2010

Kick Return Avg.

36.3	Trent Rios	2009-
21.3	Jacob Love	2009-2011
20.0	Ross Bishop	2009
19.9	Derrick Walls	2009-2010
17.5	Devin Haywood	2010-

Punt Returns

14	Derrick Walls	2009-2010
16	Trent Rios	2009-
9	Jacob Love	2009-2011

Punt Return Yards

164	Derrick Walls	2009-2010
75	Jacob Love	2009-2011
92	Trent Rios	2009-

Punt Return Avg.

11.7	Derrick Walls	2009-2010
10.2	Trent Rios	2009-
8.3	Jacob Love	2009-2011

TEAM

Scoring

291	2009
236	2010
219	2011

Total First Downs

195	2001
182	2009
173	2011

By Rushing

98	2010
82	2009
57	2011

By Passing

86	2011
76	2009
73	2010

By Penalty

30	2011
24	2009, 2010

Yardage

1690	2010
1380	2009
1204	2011

Yards Gained

2010	2010
1617	2009
1432	2011

Yards Lost

320	2010
237	2009
228	2011

Attempts

454	2010
364	2011
356	2009

Average

3.9	2010
3.7	2010
3.3	2011

Per Game

153.6	2010
138.0	2009
120.4	2011

Touchdowns

15	2010
14	2011
12	2009

Yardage

1936	2009
1857	2011
1624	2010

Comp-Att-Int

170-331-18	2011
169-321-10	2010
157-321-14	2009

Average

6.0	2009
5.6	2011
5.1	2010

Average Per Catch

12.3	2009
10.9	2011
9.6	2010

Average Per Game

193.6	2009
185.7	2011
147.6	2010

Touchdowns

22	2009
14	2010
13	2011

Total Offense

3316	2009
3314	2010
3061	2011

Total Plays

775	2010
695	2011
677	2009

Average Per Play

4.9	2009
4.4	2011
4.3	2010

Average Per Game

331.6	2009
306.1	2011
301.3	2010

Kick Returns-No-Yds

69-1323	2010
50-1028	2009
50-871	2011

Punt Returns-No-Yds

20-255	2009
16-91	2010
14-115	2011

Int. Returns-No-Yds

16-321	2011
13-189	2009
6-86	2010

Kick Return Average

20.6	2009
19.2	2010
17.4	2011

Punt Return Average

12.8	2009
8.2	2011
5.7	2010

Int. Return Average

20.1	2011
14.5	2009
14.3	2010

Fumbles-Lost

17-10	2010
13-8	2009
11-6	2011

Penalties-Yards

59-519	2011
57-558	2009
46-436	2010

Average Per Game

55.8	2009
51.9	2011
39.6	2010

Punts-Yards

60-2113	2009
60-209	2011
59-2075	2010

Average Per Punt

39.6	2010
35.2	2009
34.9	2011

Net Average

31.0	2009
30.3	2011
30.8	2010

Time of Possession

33:53	2010
31:53	2011
30:42	2009

3rd Down Conversion

60-174	2010
52-149	2011
45-141	2009

3rd Down Pct.

35.0	2011
34.0	2010
32.0	2009

4th Down Conversion

20-26	2010
7-15	2011
6-14	2009

4th Down Pct.

77.0	2010
47.0	2011
43.0	2009

Sacks-Yards

27-196	2009
13-65	2011
12-94	2010

Misc. Yards

24	2009
0	2010
0	2011

Touchdowns Scored

38	2009
29	2010
29	2011

Field Goals-Attempts

11-16	2010
9-12	2009
6-10	2011

On-Side Kicks
 1-1 2010
 0-1 2009
 0-0 2011
 Red Zone Scores
 30-37 2010
 29-33 2011
 20-24 2009
 Percentage
 88.0 2011
 83.0 2009
 81.0 2010
 Touchdowns
 23-33 2011
 22-37 2010
 15-24 2009
 Touchdown Pct.
 70.0 2011
 63.0 2009
 59.0 2010
 PAT Attempts
 34-36 2009
 27-28 2010
 23-27 2011
 Percentage
 96.0 2010
 94.0 2009
 85.0 2011
 Attendance
 18,534 2010
 18,262 2011
 18,041 2009
 Games-Average
 5-3,652 2011
 5-3,608 2009
 6-3,089 2010

Score by Quarters		
	UIW	OPP
1st	58-2011	113-2010
	56-2009	100-2011
	41-2010	83-2009
2nd	97-2009	138-2010
	66-2010	138-2009
	50-2011	109-2011
3rd	85-2010	128-2011
	73-2009	84-2010
	54-2011	50-2009
4th	85-2010	102-2009
	62-2009	70-2011
	57-2011	68-2010
OT	7-2010	13-2010
	3-2009	0-2009
	0-2011	0-2011
Total	291-2009	416-2010
	236-2010	407-2011
	219-2011	311-2009





BENSON STADIUM RECORDS

RUSHING

Attempts

- 37 Trent Rios vs. Texas A&M-Commerce (Nov. 13, 2010)
- 34 Trent Rios vs. Eastern New Mexico (Sept. 10, 2011)
- 27 Landon Hamilton, Texas A&M-Commerce (Nov. 13, 2010)
- 25 Trent Rios vs. Central Oklahoma (Sept. 18, 2010)
- 23 Trent Rios vs. Langston University (Aug. 28, 2010)
- 23 Trent Rios vs Texas A&M-Kingsville (Oct. 15, 2011)

Yards

- 207 Trent Rios vs. Texas A&M-Commerce (Nov. 13, 2010)
- 202 Trent Rios vs. Eastern New Mexico (Sept. 10, 2011)
- 162 Jonathan Woodson, Texas A&M-Kingsville (Oct. 15, 2011)
- 130 Paden Lynch vs. Central Oklahoma (Sept. 18, 2010)
- 127 Trent Rios vs. Central Oklahoma (Sept. 18, 2010)
- 118 Tristan Carter, Angelo State (Nov. 5, 2011)
- 103 Landon Hamilton, Texas A&M-Commerce (Nov. 13, 2010)

Longest Run

- 70 Jonathan Woodson, Texas A&M-Kingsville (Oct. 15, 2011)
- 66 Paden Lynch vs. Central Oklahoma (Sept. 18, 2010)
- 62 Paden Lynch vs Eastern New Mexico (Sept. 10, 2011)
- 57 Trent Rios vs Eastern New Mexico (Sept. 10, 2011)
- 52 Thomas Specia vs. Monterrey Tech (Aug. 29, 2009)
- 47 Jose Reyes-Conn, Monterrey Tech (Aug. 29, 2009)
- 45 Marcus Mathis, Midwestern State (Sept. 19, 2009)
- 40 Alex Torres vs. Monterrey Tech (Aug. 29, 2009)
- 40 Josh Maldonado, East Central Okla. (Oct. 10, 2009)

Touchdowns

- 4 Trent Rios vs. Eastern New Mexico (Sept. 10, 2011)
- 2 Thomas Specia vs. Monterrey Tech (Aug. 29, 2009)
- 2 Jose Reyes-Conn, Monterrey Tech (Aug. 29, 2009)
- 2 Paden Lynch vs. Central Oklahoma (Sept. 18, 2010)
- 2 Josh Birmingham, Central Oklahoma (Sept. 18, 2010)
- 2 Nate Poppell, Texas A&M-Kingsville (Sept. 25, 2010)

Passing Completions

- 30 Ethan Sharp, Central Oklahoma (Sept. 18, 2010)
- 29 Paden Lynch vs Midwestern State (Oct. 1, 2011)
- 25 Daniel Ramirez, Texas A&M-Kingsville (Oct. 15, 2011)
- 21 Taylor Harris, West Texas A&M (Oct. 30, 2010)
- 21 Eric Massoni vs Texas A&M-Kingsville (Oct. 15, 2011)
- 20 Zack Eskridge, Midwestern State (Sept. 19, 2009)
- 18 Thomas Specia vs. Monterrey Tech (Aug. 29, 2009)
- 18 Paden Lynch vs. West Texas A&M (Oct. 30, 2010)

Attempts

- 51 Ethan Sharp, Central Oklahoma (Sept. 18, 2010)
- 44 Paden Lynch vs Midwestern State (Oct. 1, 2011)
- 39 Eric Massoni vs Texas A&M-Kingsville (Oct. 15, 2011)
- 39 Daniel Ramirez, Texas A&M-Kingsville (Oct. 15, 2011)
- 36 Eric Massoni vs Angelo State (Nov. 5, 2011)
- 34 Taylor Harris, West Texas A&M (Oct. 30, 2010)
- 32 Thomas Specia vs. Langston University (Aug. 28, 2010)
- 31 Paden Lynch vs. West Texas A&M (Oct. 30, 2010)

Yards

- 379 Mitchell Gale, Abilene Christian (Oct. 16, 2010)
- 373 Daniel Ramirez, Texas A&M-Kingsville (Oct. 15, 2011)
- 350 Ethan Sharp, Central Oklahoma (Sept. 18, 2010)
- 334 Zack Eskridge, Midwestern State (Sept. 19, 2009)
- 312 Paden Lynch vs Midwestern State (Oct. 1, 2011)
- 311 Eric Massoni vs Texas A&M-Kingsville (Oct. 15, 2011)
- 278 Eric Massoni vs. East Central Okla. (Oct. 10, 2009)
- 277 Thomas Specia vs. Monterrey Tech (Aug. 29, 2009)

Longest Pass

- 80 Zack Eskridge, Midwestern State (Sept. 19, 2009)
- 67 Mitchell Gale, Abilene Christian (Oct. 16, 2010)
- 58 Eric Massoni vs. East Central Okla. (Oct. 10, 2009)
- 58 Wesley Wood, Eastern New Mexico (Sept. 10, 2011)
- 58 Eric Massoni vs Angelo State (Nov. 5, 2011)
- 57 Eric Massoni vs Texas A&M-Kingsville (Oct. 15, 2011)
- 54 Ethan Sharp, Central Oklahoma (Sept. 18, 2010)
- 53 Austin Cavita, Southern Arkansas (Oct. 31, 2009)

Touchdowns

- 5 Mitchell Gale, Abilene Christian (Oct. 16, 2010)

- 4 Zack Eskridge, Midwestern State (Sept. 19, 2009)
- 4 Ethan Sharp, Central Oklahoma (Sept. 18, 2010)
- 4 Daniel Ramirez, Texas A&M-Kingsville (Oct. 15, 2011)
- 3 Thomas Specia vs. Monterrey Tech (Aug. 29, 2009)
- 3 Eric Massoni vs. East Central Okla. (Oct. 10, 2009)
- 3 Eric Massoni vs. Texas Lutheran (Oct. 17, 2009)

Receiving Receptions

- 9 Caleb Kocian vs Midwestern State (Oct. 1, 2011)
- 7 Dominic Hamilton vs. East Central Okla. (Oct. 10, 2009)
- 7 Tucker Holland, Central Oklahoma (Sept. 18, 2010)
- 7 Jacob Love vs Texas A&M-Kingsville (Oct. 15, 2011)
- 7 Sherman Batiste, Texas A&M-Kingsville (Oct. 15, 2011)
- 6 8 Times

Yards

- 188 Dominic Hamilton vs. East Central Okla. (Oct. 10, 2009)
- 146 Andy Tanner, Midwestern State (Sept. 19, 2009)
- 129 Jacob Love vs Texas A&M-Kingsville (Oct. 15, 2011)
- 123 Dominic Hamilton vs. Texas Lutheran (Oct. 17, 2009)
- 121 Edmund Gates, Abilene Christian (Oct. 16, 2010)
- 111 Multiple times

Long Receptions

- 80 Andy Tanner, Midwestern State (Sept. 19, 2009)
- 67 Charcandrick West, Abilene Christian (Oct. 16, 2010)
- 58 Dominic Hamilton vs. East Central Okla. (Oct. 10, 2009)
- 58 Andrew Mocio vs Angelo State (Nov. 5, 2011)
- 57 Jacob Love vs Texas A&M-Kingsville (Oct. 15, 2011)
- 54 Daniel Morrell, Central Oklahoma (Sept. 18, 2010)
- 53 Trentice Witherspoon, Southern Arkansas (Oct. 31, 2009)

Touchdowns

- 3 Andy Tanner, Midwestern State (Sept. 19, 2009)
- 2 Derrick Walls vs. Monterrey Tech (Aug. 29, 2009)
- 2 Dominic Hamilton vs. East Central Okla. (Oct. 10, 2009)
- 2 Dominic Hamilton vs. Texas Lutheran (Oct. 17, 2009)
- 2 Multiple times (opponents)

SPECIAL TEAMS

Punts

- 8 Ryan Massengale, East Central Okla. (Oct. 10, 2009)
- 8 Thomas Rebold vs. Southern Arkansas (Oct. 31, 2009)
- 8 Aaron Willis vs. Abilene Christian (Oct. 16, 2010)
- 7 Landon Greve, Central Oklahoma (Sept. 18, 2010)
- 6 Multiple times

Yards

- 337 Thomas Rebold vs. Southern Arkansas (Oct. 31, 2009)
- 293 Ryan Massengale, East Central Okla. (Oct. 10, 2009)
- 281 Aaron Willis vs. Abilene Christian (Oct. 16, 2010)
- 280 Landon Greve, Central Oklahoma (Sept. 18, 2010)
- 243 Frank Vera, Texas Lutheran (Oct. 17, 2009)

Long Punt

- 66 Zach Massingill, Southern Arkansas (Oct. 31, 2009)
- 59 Manny Nunez vs Texas A&M-Kingsville (Oct. 15, 2011)
- 58 Kevin VanVorls, West Texas A&M (Oct. 30, 2010)
- 54 Mark Sprague, Abilene Christian (Oct. 16, 2010)
- 54 Aaron Willis vs. Texas A&M-Commerce (Nov. 13, 2010)
- 53 Thomas Rebold vs. Midwestern State (Sept. 19, 2009)
- 53 Landon Greve, Central Oklahoma (Sept. 18, 2010)

Punt Average

- 52.0 Mark Sprague, Abilene Christian (Oct. 16, 2010)
- 48.2 George Shamblen, Angelo State (Nov. 5, 2011)
- 48.0 Hector Garza-Arias, Monterrey Tech (Aug. 29, 2009)
- 47.5 Manny Nunez vs Texas A&M-Kingsville (Oct. 15, 2011)
- 44.6 Zach Massingill, Southern Arkansas (Oct. 31, 2009)
- 42.1 Thomas Rebold vs. Southern Arkansas (Oct. 31, 2009)

Punt Returns

- 5 LaMarcus Howard, Southern Arkansas (Oct. 31, 2009)
- 3 Derrick Walls vs. Langston University (Aug. 28, 2010)
- 3 Sherman Batiste, Texas A&M-Kingsville (Sept. 25, 2010)
- 2 Multiple times

Punt Return Yards

- 75 LaMarcus Howard, Southern Arkansas (Oct. 31, 2009)
- 73 Derrick Walls vs. Monterrey Tech (Aug. 29, 2009)
- 28 Kendrick Johnson, Abilene Christian (Oct. 16, 2010)
- 26 Derrick Walls vs. Langston University (Aug. 28, 2010)
- 22 Darrell Cantu-Harkless, Abilene Christian (Oct. 16, 2010)

Long Punt Return

- 70 Derrick Walls vs. Monterrey Tech (Aug. 29, 2009)
- 48 LaMarcus Howard, Southern Arkansas (Oct. 31, 2009)
- 28 Kendrick Johnson, Abilene Christian (Oct. 16, 2010)

19 Derrick Walls vs. Langston University (Aug. 28, 2010)
 15 Derrick Walls vs. Texas Lutheran (Oct. 17, 2009)

Punt Return TDs

- None

Kickoffs

10 Thomas Rebold vs. Texas Lutheran (Oct. 17, 2009)

10 Spencer Covey, Abilene Christian (Oct. 16, 2010)

8 Kevin VanVorhis, West Texas A&M (Oct. 30, 2010)

7 Multiple times

Kickoff Yards

674 Spencer Covey, Abilene Christian (Oct. 16, 2010)

602 Thomas Rebold vs. Texas Lutheran (Oct. 17, 2009)

533 Kevin VanVorhis, West Texas A&M (Oct. 30, 2010)

512 Greg Saladino, Midwestern State (Oct. 1, 2011)

473 Lee Scott, Midwestern State (Sept. 19, 2009)

451 Adolfo Lomeli-Medelin, Monterrey Tech (Aug. 29, 2009)

Kick Returns

9 Anthony Smith, Texas Lutheran (Oct. 17, 2009)

6 Jonathan Woodson, Texas A&M-Kingsville (Oct. 15, 2011)

5 Zack Bradley vs Midwestern State (Oct. 1, 2011)

5 Devin Haywood vs Texas A&M-Kingsville (Oct. 15, 2011)

Kick Return Yds

225 Anthony Smith, Texas Lutheran (Oct. 17, 2009)

160 Mario Castelan-Uresty, Monterrey Tech (Aug. 29, 2009)

136 Tommy Hampton, West Texas A&M (Oct. 30, 2010)

126 Adrian Gonzalez-Gonzalez, Monterrey Tech (Aug. 29, 2009)

115 Trent Rios vs. Midwestern State (Sept. 19, 2009)

Long Kick Return

92 Mario Castelan-Uresty, Monterrey Tech (Aug. 29, 2009)

89 Tommy Hampton, West Texas A&M (Oct. 30, 2010)

66 Jacob Love vs. Southern Arkansas (Oct. 31, 2009)

60 Charcardrick West, Abilene Christian (Oct. 16, 2010)

43 Derrick Walls vs. Central Oklahoma (Sept. 18, 2010)

Kick Return TDs

1 Mario Castelan-Uresty, Monterrey Tech (Aug. 29, 2009)

1 Tommy Hampton, West Texas A&M (Oct. 30, 2010)

Field Goals (M-A)

3-3 Ahmed Abo-Mahmood, Texas A&M-Comm (Nov. 13, 2010)

2-3 Thomas Rebold vs. Langston University (Aug. 28, 2010)

2-3 Morgan Lineberry, Abilene Christian (Oct. 16, 2010)

2-2 Jarred Martin, Angelo State (Nov. 5, 2011)

Long Field Goal

48 Ahmed Abo-Mahmood, Texas A&M-Comm (Nov. 13, 2010)

41 Ahmed Abo-Mahmood, Texas A&M-Comm (Nov. 13, 2010)

39 Saul Meza vs. Texas Lutheran (Oct. 17, 2009)

37 Thomas Rebold (twice) vs. Langston Univ.(Aug. 28, 2010)

37 Jarred Martin, Angelo State (Nov. 5, 2011)

All-Purpose Yds

362 Jonathan Woodson, Texas A&M-Kingsville (Oct. 15, 2011)

307 Anthony Smith, Texas Lutheran (Oct. 17, 2009)

288 Trent Rios vs. Texas A&M-Commerce (Nov. 13, 2010)

277 Mario Castelan-Uresty, Monterrey Tech (Aug. 29, 2009)

244 Derrick Walls vs. Monterrey Tech (Aug. 29, 2009)

202 Trent Rios vs. Midwestern State (Sept. 19, 2009)

DEFENSE

Tackles

16 Dantrell Anderson, Texas Lutheran (Oct. 17, 2009)

15 Juan Asencio vs Angelo State (Nov. 5, 2011)

14 J.P. Oliver. East Central Okla. (Oct. 10, 2009)

12 Chaz Pavliska vs. Central Oklahoma (Sept. 18, 2010)

12 Chaz Pavliska vs. West Texas A&M (Oct. 30, 2010)

12 Chaz Pavliska vs Angelo State (Nov. 5, 2011)

11 Chaz Pavliska vs. East Central Okla. (Oct. 10, 2009)

Sacks

1.5 Chaz Pavliska vs. Southern Arkansas (Oct. 31, 2009)

1.5 Cedric Thornton, Southern Arkansas (Oct. 31, 2009)

1.0 Multiple times

Sack Yards

17 Alan Ford vs. Texas Lutheran (Oct. 17, 2009)

15 Chris Kyle, Texas Lutheran (Oct. 17, 2009)

15 Shad Baichtal, West Texas A&M (Oct. 30, 2010)

12 Dakota Mawyer vs. Central Oklahoma (Sept. 18, 2010)

11 Anthony Stokes vs. Southern Arkansas (Oct. 31, 2009)

11 Diego McClain vs. Langston University (Aug. 28, 2010)

Tackle For Loss

4.0 Chaz Pavliska vs. Southern Arkansas (Oct. 31, 2009)

3.5 Cedric Thorton, Southern Arkansas (Oct. 31, 2009)

3.0 Rodrigo Orea-Escobar, Monterrey Tech (Aug. 29, 2009)

3.0 Dantrell Anderson, Texas Lutheran (Oct. 17, 2009)

3.0 Zack Zellars vs. Southern Arkansas (Oct. 31, 2009)

3.0 Shad Baichtal, West Texas A&M (Oct. 30, 2010)

3.0 Godwin Ubah, Angelo State (Nov. 5, 2011)

Tackle Loss Yds

20 Shad Baichtal, West Texas A&M (Oct. 30, 2010)

17 Alan Ford vs. Texas Lutheran (Oct. 17, 2009)

17 Paul Fontenot, Texas A&M-Kingsville (Sept. 25, 2010)

15 Chris Kyle, Texas Lutheran (Oct. 17, 2009)

14 Chaz Pavliska vs. Southern Arkansas (Oct. 31, 2009)

Interceptions

2 Chaz Pavliska vs. Texas Lutheran (Oct. 17, 2009)

2 Chaz Pavliska vs. Eastern New Mexico (Sept. 10, 2011)

1 Multiple times

Interception Yds

85 Chaz Pavliska vs. Eastern New Mexico (Sept. 10, 2011)

83 Diego McClain vs. Southern Arkansas (Oct. 31, 2009)

29 Devin Haywood vs Texas A&M-Kingsville (Oct. 15, 2011)

24 Brad Harmon, Central Oklahoma (Sept. 18, 2010)

23 Cayetano Hingle, Langston University (Aug. 28, 2010)

21 Aaron Willis vs. Central Oklahoma (Sept. 18, 2010)

20 Aaron Hernandez vs. Southern Arkansas (Oct. 31, 2009)

Interception TD

1 Diego McClain vs. Southern Arkansas (Oct. 31, 2009)

1 Maurice Caldwell, West Texas A&M (Oct. 30, 2010)

Fumble Recovery

1 Multiple times

Fumble Return Yds

54 Alan Ford vs. East Central Okla. (Oct. 10, 2009)

43 Aaron Hernandez vs. East Central Okla. (Oct. 10, 2009)

30 Eric Edwards, Abilene Christian (Oct. 16, 2010)

24 Nico Mauney, Langston University (Aug. 28, 2010)

24 Corey Robertson, Texas A&M-Kingsville (Sept. 25, 2010)

Fumble Recovery TD

1 Nico Mauney, Langston University (Aug. 28, 2010)

1 Corey Robertson, Texas A&M-Kingsville (Sept. 25, 2010)

1 Eric Edwards, Abilene Christian (Oct. 16, 2010)

OPPONENTS RECORDS SINGLE GAME

Rushing Attempts

28 U.J. Okafor at Langston University (Sept. 26, 2009)

28 Darryl Brister at Okla. Panhandle State (Oct. 3, 2009)

27 Landon Hamilton, Texas A&M-Commerce (Nov. 13, 2010)

23 Terrence Prince at Langston University (Sept. 26, 2009)

22 Josh Birmingham, Central Oklahoma (Sept. 18, 2010)

Yards

230 Darryl Brister at Okla. Panhandle State (Oct. 3, 2009)

164 U.J. Okafor at Langston University (Sept. 26, 2009)

162 Cody Burns at Arkansas Tech (Sept. 5, 2009)

162 Jonathan Woodson, Texas A&M-Kingsville (Oct. 15, 2011)

152 Baylen Laury at Southeastern Okla. (Sept. 11, 2010)

Longest Run

82 Darryl Brister at Okla. Panhandle State (Oct. 3, 2009)

71 Charcardrick West at Abilene Christian (Nov. 12, 2011)

65 Darryl Brister at Okla. Panhandle State (Oct. 3, 2009)

60 Baylen Laury at Southeastern Okla. (Sept. 11, 2010)

58 D. Massengill at East Central Okla. (Oct. 9, 2010)

Touchdowns

3 Darryl Brister at Okla. Panhandle State (Oct. 3, 2009)

2 Nine Times

Passing Completions

32 J.J. Harp at Eastern New Mexico (Nov. 7, 2009)

30 Ethan Sharp, Central Oklahoma (Sept. 18, 2010)

30 Wesley Wood, Eastern New Mexico (Sept. 10, 2011)

27 Zack Eskridge at Midwestern State (Oct. 2, 2010)

24 Josh Naiswander at Angelo State (Oct. 23, 2010)

Attempts

51 Ethan Sharp, Central Oklahoma (Sept. 18, 2010)

50 Wesley Wood, Eastern New Mexico (Sept. 10, 2011)

49 J.J. Harp at Eastern New Mexico (Nov. 7, 2009)

37 Zack Eskridge at Midwestern State (Oct. 2, 2010)

38 Tyler Vanderzee at East Central Okla. (Oct. 9, 2010)

Yards

390 Wesley Wood, Eastern New Mexico (Sept. 10, 2011)

368 J.J. Harp at Eastern New Mexico (Nov. 7, 2009)

385 Josh Neiswander at Angelo State (Oct. 23, 2010)

379 Mitchell Gale, Abilene Christian (Oct. 16, 2010)





350 Ethan Sharp, Central Oklahoma (Sept. 18, 2010)

Longest Pass

86 Blake Hamblin at Angelo State (Oct. 23, 2010)

81 Logan Turner at Southeastern Okla. (Sept. 11, 2010)

80 Zack Eskridge, Midwestern State (Sept. 19, 2009)

74 Logan Turner at Southeastern Okla. (Sept. 11, 2010)

67 Mitchell Gale, Abilene Christian (Oct. 16, 2010)

Touchdowns

5 Mitchell Gale, Abilene Christian (Oct. 16, 2010)

5 Dustin Vaughan at West Texas A&M (Sept. 24, 2011)

4 Zack Eskridge, Midwestern State (Sept. 19, 2009)

4 J.J. Harp at Eastern New Mexico (Nov. 7, 2009)

4 Ethan Sharp, Central Oklahoma (Sept. 18, 2010)

4 Josh Neiswander at Angelo State (Oct. 23, 2010)

Receiving Receptions

14 David Little at Midwestern State (Oct. 2, 2010)

8 Darian Dale at Eastern New Mexico (Nov. 7, 2009)

8 V'Keon Lacey at Angelo State (Oct. 23, 2010)

7 10 times

Yards

181 David Little at Midwestern State (Oct. 2, 2010)

168 B. DeFrance at Southeastern Okla. (Sept. 11, 2010)

146 Andy Tanner, Midwestern State (Sept. 19, 2009)

136 David Little, Midwestern State, (Oct. 1, 2011)

134 Matt Handler at Eastern New Mexico (Nov. 7, 2009)

Longest Gains

86 Joey Knight at Angelo State (Oct. 23, 2010)

81 B. DeFrance at Southeastern Okla. (Sept. 11, 2010)

80 Andy Tanner, Midwestern State (Sept. 19, 2009)

74 D. DeFreance at Southeastern Okla. (Sept. 11, 2010)

67 Charcandrick West vs. Abilene Christian (Oct. 16, 2010)

Touchdowns

3 Andy Tanner, Midwestern State (Sept. 19, 2009)

2 14 times

SPECIAL TEAMS

Punts

9 Shay Unruh at Okla. Panhandle State (Oct. 3, 2009)

8 Ryan Massengale, East Central Okla. (Oct. 10, 2009)

7 Landon Greve, Central Oklahoma (Sept. 18, 2010)

7 Cameron Frosch at Texas A&M-Commerce (Oct. 8, 2011)

6 Clarence McDonald at Langston University (Sept. 26, 2009)

6 Frank Vera, Texas Lutheran (Oct. 17, 2009)

6 Ryan Massengale at East Central Okla. (Oct. 9, 2010)

Punting Yards

293 Ryan Massengale, East Central Okla. (Oct. 10, 2009)

280 Landon Greve, Central Oklahoma (Sept. 18, 2010)

243 Frank Vera, Texas Lutheran (Oct. 17, 2009)

230 Clarence McDonald at Langston University (Sept. 26, 2009)

223 Zach Massingill, Southern Arkansas (Oct. 31, 2009)

Longest Punt

66 Zach Massingill, Southern Arkansas (Oct. 31, 2009)

58 Kevin VanVorhis, West Texas A&M (Oct. 30, 2010)

55 Taylor Cannon at Eastern New Mexico (Nov. 7, 2009)

55 Taylor Cannon, Eastern New Mexico (Sept. 10, 2011)

54 Mark Sprague, Abilene Christian (Oct. 16, 2010)

53 Landon Greve, Central Oklahoma (Sept. 18, 2010)

Punt Average

52.0 Mark Sprague, Abilene Christian (Oct. 16, 2010)

48.2 George Shamblen, Angelo State (Nov. 5, 2011)

48.0 Garza-Arias, Monterrey Tech (Aug. 29, 2009)

44.6 Zach Massingill, Southern Arkansas (Oct. 31, 2009)

44.0 Jerry Owens at Tarleton State (Nov. 6, 2010)

Punt Returns

5 LaMarus Howard, Southern Arkansas (Oct. 31, 2009)

4 Frantz Simeon at Arkansas Tech (Sept. 5, 2009)

3 Five times

2 Two times

Punt Return Yards

98 Artell Woods, Central Oklahoma (Sept. 18, 2010)

75 LaMarcus Howard, Southern Arkansas (Oct. 31, 2009)

74 Garrett Tidwell at Angelo State (Oct. 23, 2010)

52 Frantz Simeon at Arkansas Tech (Sept. 5, 2009)

45 Baylen Laury at Southeastern Okla. (Sept. 11, 2010)

Long Punt Return

73 Garrett Tidwell at Angelo State (Oct. 23, 2010)

48 LaMarcus Howard, Southern Arkansas (Oct. 31, 2009)

42 Frantz Simeon at Arkansas Tech (Sept. 5, 2009)

35 Artell Woods, Central Oklahoma (Sept. 18, 2010)

29 Baylen Laury at Southeastern Okla. (Sept. 11, 2010)

21 Chris Pearson at Okla. Panhandle State (Oct. 3, 2009)

Punt Return TDs

1 Garrett Tidwell at Angelo State (Oct. 23, 2010)

Kickoffs

11 Ryan Smith at Angelo State (Oct. 23, 2010)

10 Spencer Covey, Abilene Christian (Oct. 16, 2010)

8 Kevin VanVorhis, West Texas A&M (Oct. 30, 2010)

7 Lomeli-Medelin, Monterrey Tech (Aug. 29, 2009)

7 Lee Scott, Midwestern State (Sept. 19, 2009)

7 Christian Brom, Texas A&M-Kingsville (Sept. 25, 2010)

Kickoff Yards

675 Ryan Smith at Angelo State (Oct. 23, 2010)

674 Spencer Covey, Abilene Christian (Oct. 16, 2010)

533 Kevin VanVorhis, West Texas A&M (Oct. 30, 2010)

473 Lee Scott, Midwestern State (Sept. 19, 2009)

451 Lomeli-Medelin, Monterrey Tech (Aug. 29, 2009)

Kick Returns

9 Anthony Smith, Texas Lutheran (Oct. 17, 2009)

5 T. Griffin at Eastern New Mexico (Nov. 7, 2009)

5 Dontae Smith at East Central Okla. (Oct. 9, 2010)

4 Artell Woods, Central Oklahoma (Sept. 18, 2010)

3 Multiple times

Kick Return Yards

225 Anthony Smith, Texas Lutheran (Oct. 17, 2009)

160 Castelan-Uresty, Monterrey Tech (Aug. 29, 2009)

136 Tommy Hampton, West Texas A&M (Oct. 30, 2010)

133 Dontae Smith at East Central Okla. (Oct. 9, 2010)

126 Gonzalez-Gonzalez, Monterrey Tech (Aug. 29, 2009)

Long Kick Return

92 Castelan-Uresty, Monterrey Tech (Aug. 29, 2009)

89 Tommy Hampton, West Texas A&M (Oct. 30, 2010)

88 Frantz Simeon at Arkansas Tech (Sept. 5, 2009)

60 Charcandrick West, Abilene Christian (Oct. 16, 2010)

59 Jonathon Woodson, Texas A&M-Kingsville (Sept. 25, 2010)

Kick Return TDs

1 Castelan-Uresty, Monterrey Tech (Aug. 29, 2009)

1 Frantz Simeon at Arkansas Tech (Sept. 5, 2009)

1 Tommy Hampton, West Texas A&M (Oct. 30, 2010)

Field Goals (M-A)

3-3 Ahmed Abo-Mahmood, Texas A&M-Commerce (Nov. 13, 2010)

3-3 Morgan Lineberry at Abilene Christian (Nov. 12, 2011)

2-3 Morgan Lineberry, Abilene Christian (Oct. 16, 2010)

2-2 T. Cockerham at Arkansas Tech (Sept. 5, 2009)

2-2 Matt Berrey at East Central Okla. (Oct. 9, 2010)

2-2 Jacob Decker at Angelo State (Oct. 23, 2010)

Long Field Goal

54 Morgan Lineberry at Abilene Christian (Nov. 12, 2011)

48 Ahmed Abo-Mahmood, Texas A&M-Commerce (Nov. 13, 2010)

41 Ahmed Abo-Mahmood, Texas A&M-Commerce (Nov. 13, 2010)

36 Matt Berrey at East Central Okla. (Oct. 9, 2010)

34 T. Cockerham at Arkansas Tech (Sept. 5, 2009)

30 Chris Peoples at Southeastern Okla. (Sept. 11, 2010)

All-Purpose Yards

307 Anthony Smith, Texas Lutheran (Oct. 17, 2009)

257 Baylen Laury at Southeastern Okla. (Sept. 11, 2010)

252 Darryl Brister at Okla. Panhandle State (Oct. 3, 2009)

197 Cody Burns

at Arkansas Tech (Sept. 5, 2009)

191 T. Griffin at Eastern New Mexico (Nov. 7, 2009)

DEFENSE

Tackles

17 Nathan Uland at Eastern New Mexico (Nov. 7, 2009)

16 Dantrell Anderson, Texas Lutheran (Oct. 17, 2009)

13 Ryan Craven at Midwestern State (Oct. 2, 2010)

13 J.D. Corcoran at Midwestern State (Oct. 2, 2010)

13 Cory Whitfield at Texas A&M-Commerce (Oct. 8, 2011)

12 Edward Zamora at Eastern New Mexico (Nov. 7, 2009)

12 Matt Ellerbrock at Midwestern State (Oct. 2, 2010)

Sacks

2.0 Armonty Bryant at East Central Okla. (Oct. 9, 2010)

1.5 Cedric Thornton, Southern Arkansas (Oct. 31, 2009)

1.0 Multiple times

0.5 Multiple times

Sack Yards

15 Chris Kyle, Texas Lutheran (Oct. 17, 2009)

15 Shad Baichtal, West Texas A&M (Oct. 30, 2010)
 14 Armonty Bryant at East Central Okla. (Oct. 9, 2010)
 10 Jon Witt, Southern Arkansas (Oct. 31, 2009)
 10 Aston Whiteside, Abilene Christian (Oct. 16, 2010)
Tackle for Loss
 4.0 Brandon Ford at Southeastern Okla. (Sept. 11, 2010)
 3.5 Cedric Thornton, Southern Arkansas (Oct. 31, 2009)
 3.0 Seven Times
Tackles for Loss Yds
 20 Shad Baichtal, West Texas A&M (Oct. 30, 2010)
 17 Paul Fontenot, Texas A&M-Kingsville (Sept. 25, 2010)
 17 J.D. Corcoran at Midwestern State (Oct. 2, 2010)
 15 Chris Kyle, Texas Lutheran (Oct. 17, 2009)
 14 Austin McDaniel, Midwestern State (Sept. 19, 2009)
 14 Armonty Bryant at East Central Okla. (Oct. 9, 2010)
Pass Breakups
 3 Rodney Mitchell at Eastern New Mexico (Nov. 7, 2009)
 3 Brandon Johnson at Tarleton State (Nov. 6, 2010)
 2 Six times
Interceptions
 2 Mario Goins at West Texas A&M (Sept. 24, 2011)
 1 Multiple times
Int. Return Yards
 24 Brad Marmon, Central Oklahoma (Sept. 18, 2010)
 23 Texavier Henry at Eastern New Mexico (Nov. 7, 2009)
 23 Cayetano Hingle, Langston University (Aug. 28, 2010)
 23 Justin Young at Southeastern Okla. (Sept. 11, 2010)
 18 Maurice Caldwell, West Texas A&M (Oct. 30, 2010)
Interception TDs
 1 Maurice Caldwell, West Texas A&M (Oct. 30, 2010)
Fumble Recovery
 1 Multiple times
Fumble Return Yds
 30 Eric Edwards, Abilene Christian (Oct. 16, 2010)
 24 Nico Mauney, Langston University (Aug. 28, 2010)
 24 Corey Robertson, Texas A&M-Kingsville (Sept. 25, 2010)
 5 Ryan Terry, Southern Arkansas (Oct. 31, 2009)
Fumble Return TD
 1 Nico Mauney, Langston University (Aug. 28, 2010)
 1 Corey Robertson, Texas A&M-Kingsville (Sept. 25, 2010)
 1 Eric Edwards, Abilene Christian (Oct. 16, 2010)

OPPONENTS TEAM SINGLE GAME

Total Offense

Plays

84 at Eastern New Mexico (Nov. 7, 2009)
 81 Central Oklahoma (Sept. 18, 2010)
 78 at Langston State (Sept. 26, 2009)
 76 at Abilene Christian (Nov. 12, 2011)
 72 Monterrey Tech (Aug. 29, 2009)
 71 at Angelo State (Oct. 23, 2010)

Yards

650 at Angelo State (Oct. 23, 2010)
 594 at Abilene Christian (Nov. 12, 2011)
 585 at Eastern New Mexico (Nov. 7, 2009)
 533 at Arkansas Tech (Sept. 5, 2009)
 471 at Angelo State (Oct. 23, 2010)

Average

9.6 at Southeastern Oklahoma (Sept. 11, 2010)
 9.2 at Angelo State (Oct. 23, 2010)
 8.9 at West Texas A&M (Sept. 24, 2011)
 8.8 Midwestern State (Sept. 19, 2009)
 8.8 Abilene Christian (Oct. 16, 2010)
 7.6 at Arkansas Tech (Sept. 5, 2009)

Points

61 at Angelo State (Oct. 23, 2010)
 61 at Abilene Christian (Nov. 12, 2011)
 54 Abilene Christian (Oct. 16, 2010)

First Downs

29 at Eastern New Mexico (Nov. 7, 2009)
 28 Texas A&M-Kingsville (Oct. 15, 2011)
 25 at Angelo State (Oct. 23, 2010)
 23 Monterrey Tech (Aug. 29, 2009)
 23 at Arkansas Tech (Sept. 5, 2009)

Penalties

14 Eastern New Mexico (Sept. 10, 2011)
 13 Texas A&M-Kingsville (Sept. 25, 2010)
 12 at Eastern New Mexico (Nov. 7, 2009)

Penalty Yards

146 Monterrey Tech (Aug. 29, 2009)
 130 East Central Oklahoma (Sept. 3, 2011)
 108 Texas A&M-Kingsville (Sept. 25, 2010)

Turnovers

5 Southern Arkansas (Oct. 31, 2009)
 5 at Eastern New Mexico (Nov. 7, 2009)
 4 Five Times

Rushing Attempts

60 at Langston University (Sept. 26, 2009)
 47 Monterrey Tech (Aug. 29, 2009)
 44 Southern Arkansas (Oct. 31, 2009)
 43 Five Times

Rushing Yards

290 Midwestern State (Oct. 1, 2011)
 284 Monterrey Tech (Aug. 29, 2009)
 284 at Okla. Panhandle St. (Oct. 3, 2009)
 258 at Langston University (Sept. 26, 2009)
 252 at Abilene Christian (Nov. 12, 2011)
 222 Angelo State (Nov. 5, 2011)

Rushing TDs

5 at Tarleton State (Nov. 6, 2010)
 4 Monterrey Tech (Aug. 29, 2009)
 4 Texas A&M-Kingsville (Sept. 25, 2010)
 3 Seven Times

Longest Gains

82 at Okla. Panhandle State (Oct. 3, 2009)
 71 at Abilene Christian (Nov. 12, 2011)
 70 Texas A&M-Kingsville (Oct. 15, 2011)
 60 at Southeastern Okla. (Sept. 11, 2010)
 58 at East Central Okla. (Oct. 9, 2010)
 52 at Midwestern State (Oct. 2, 2010)

Passing Attempts

56 at Eastern New Mexico (Nov. 7, 2009)
 51 Central Oklahoma (Sept. 18, 2010)
 50 Eastern New Mexico (Sept. 10, 2011)
 45 at Texas A&M-Commerce (Oct. 8, 2011)
 43 at SW Assemblies of God (Oct. 24, 2009)
 43 at Tarleton State (Oct. 29, 2011)
 39 Texas A&M-Kingsville (Oct. 15, 2011)

Completions

37 at Eastern New Mexico (Nov. 7, 2009)
 30 Central Oklahoma (Sept. 18, 2010)
 30 Eastern New Mexico (Sept. 10, 2011)
 28 at SW Assemblies of God (Oct. 24, 2009)

Yards

419 Abilene Christian (Oct. 16, 2010)
 417 at Eastern New Mexico (Nov. 7, 2009)
 417 at Angelo State (Oct. 23, 2010)
 419 Abilene Christian (Oct. 16, 2010)
 410 at West Texas A&M (Sept. 24, 2011)
 390 Eastern New Mexico (Sept. 10, 2011)
 381 at Tarleton State (Oct. 29, 2011)
 373 Texas A&M-Kingsville (Oct. 15, 2011)

Yards Average

19.1 Monterrey Tech (Aug. 29, 2009)
 18.1 at Arkansas Tech (Sept. 5, 2009)
 16.2 Midwestern State (Sept. 19, 2009)
 15.7 East Central Oklahoma (Oct. 10, 2009)
 15.2 at Tarleton State (Oct. 29, 2011)
 14.8 at SW Assemblies of God (Oct. 24, 2009)
 13.0 Eastern New Mexico (Sept. 10, 2011)
 12.1 at West Texas A&M (Sept. 24, 2011)

Touchdowns

5 at Eastern New Mexico (Nov. 7, 2009)
 5 Abilene Christian (Oct. 16, 2010)
 5 at West Texas A&M (Sept. 24, 2011)
 4 Midwestern State (Sept. 19, 2009)
 4 at SW Assemblies of God (Oct. 24, 2009)
 4 Central Oklahoma (Sept. 18, 2010)

Receiving Receptions

37 at Eastern New Mexico (Nov. 7, 2009)
 30 Central Oklahoma (Sept. 18, 2010)
 28 at SW Assemblies of God (Oct. 24, 2009)
 27 at Midwestern State (Oct. 2, 2010)
 25 at Angelo State (Oct. 23, 2010)
 22 Abilene Christian (Oct. 16, 2010)
 22 West Texas A&M (Oct. 30, 2010)





21 Midwestern State (Sept. 19, 2009)
 20 Texas A&M-Kingsville (Sept. 25, 2010)
 18 at Arkansas Tech (Sept. 5, 2009)
 Receiving Yards
 471 at Angelo State (Oct. 23, 2010)
 469 at Eastern New Mexico (Nov. 7, 2010)
 419 Abilene Christian (Oct. 16, 2010)
 417 at SW Assemblies of God (Oct. 24, 2009)
 410 at West Texas A&M (Sept. 24, 2011)
 390 Eastern New Mexico (Sept. 10, 2011)
 Receiving TDs
 5 Abilene Christian (Oct. 16, 2010)
 5 Eastern New Mexico (Nov. 7, 2009)
 5 at West Texas A&M (Sept. 24, 2011)
 4 Seven Times
 Long Receptions
 86 at Angelo State (Oct. 23, 2010)
 81 at SW Assemblies of God (Sept. 11, 2010)
 80 Midwestern State (Sept. 1, 2009)
 67 at SW Assemblies of God (Oct. 24, 2009)
 67 Abilene Christian (Oct. 16, 2010)
 64 Eastern New Mexico (Sept. 10, 2011)
 62 at West Texas A&M (Sept. 24, 2011)
 Total Off. Yards
 650 at Angelo State (Oct. 23, 2010)
 594 at Abilene Christian (Nov. 12, 2011)
 586 Midwestern State (Oct. 1, 2011)
 585 at Eastern New Mexico (Nov. 7, 2009)
 558 Texas A&M-Kingsville (Oct. 15, 2011)
 526 Abilene Christian (Oct. 16, 2010)
 523 at Tarleton State (Oct. 29, 2011)
 412 West Texas A&M (Oct. 30, 2010)
 409 at Midwestern State (Oct. 2, 2010)
 Points
 61 at Angelo State (Oct. 23, 2010)
 61 at Abilene Christian (Nov. 12, 2011)
 54 Abilene Christian (Oct. 16, 2010)
 52 at West Texas A&M (Sept. 24, 2011)
 49 Midwestern State (Sept. 19, 2009)
 49 West Texas A&M (Oct. 30, 2010)
 48 at Tarleton State (Oct. 29, 2011)

SPECIAL TEAMS

Kick Returns
 10 Texas Lutheran (Oct. 17, 2009)
 8 Eastern New Mexico (Sept. 10, 2011)
 7 Texas A&M-Kingsville (Oct. 15, 2011)
 6 Monterrey Tech (Aug. 2009)
 6 East Central Okla. (Oct. 10, 2009)
 6 at Eastern New Mexico (Nov. 7, 2009)
 6 Central Oklahoma (Sept. 18, 2010)
 Kick Return Yards
 286 Monterrey Tech (Aug. 29, 2009)
 242 Texas Lutheran (Oct. 17, 2009)
 162 Eastern New Mexico (Sept. 10, 2011)
 156 West Texas A&M (Oct. 30, 2010)
 133 at East Central Okla. (Oct. 9, 2010)
 132 at Tarleton State (Nov. 6, 2010)
 Kick Return TDs
 1 Monterrey Tech (Aug. 29, 2009)
 1 at Arkansas Tech (Sept. 5, 2009)
 1 West Texas A&M (Oct. 30, 2010)
 Punts
 7 at Texas A&M-Commerce (Oct. 8, 2011)
 5 East Central Oklahoma (Sept. 3, 2011)
 5 Angelo State (Nov. 5, 2011)
 Average
 42.5 at Lamar (Sept. 17, 2011)
 41.8 Eastern New Mexico (Sept. 10, 2011)
 Punt Returns
 6 at Arkansas Tech (Sept. 5, 2009)
 5 Southern Arkansas (Oct. 31, 2009)
 5 at West Texas A&M (Sept. 24, 2011)
 4 Abilene Christian (Oct. 16, 2010)
 Longest Return
 33 at Lamar (Sept. 17, 2011)
 32 at Texas A&M-Commerce (Oct. 8, 2011)

Punt Return Yards
 89 at Texas A&M-Commerce (Oct. 8, 2011)
 75 Southern Arkansas (Oct. 31, 2009)
 74 at Angelo State (Oct. 23, 2010)
 68 at Arkansas Tech (Sept. 5, 2009)
 50 Abilene Christian (Oct. 16, 2010)
 Punt Return TDs
 1 at Angelo State (Oct. 23, 2010)
 1 at Texas A&M-Commerce (Oct. 8, 2011)
 Longest Punts
 66 Southern Arkansas (Oct. 31, 2009)
 58 West Texas A&M (Oct. 30, 2010)
 55 at SW Assemblies of God (Oct. 24, 2009)
 55 at Eastern New Mexico (Nov. 7, 2009)
 55 Eastern New Mexico (Sept. 10, 2011)
 54 Abilene Christian (Oct. 16, 2010)
 By Attempts
 4-4 at Abilene Christian (Nov. 12, 2011)
 3-3 Texas A&M Commerce (Nov. 13, 2010)
 2-3 Abilene Christian (Oct. 16, 2010)
 2-2 at Arkansas Tech (Sept. 5, 2009)
 2-2 at East Central Okla. (Oct. 9, 2010)
 2-2 at Angelo State (Oct. 23, 2010)
 Longest Field Goals
 54 at Abilene Christian (Nov. 12, 2011)
 48 Texas A&M Commerce (Nov. 13, 2010)
 40 at Tarleton State (Oct. 29, 2011)
 38 East Central Oklahoma (Sept. 3, 2011)
 37 Angelo State (Nov. 5, 2011)
 36 at East Central Okla. (Oct. 9, 2010)
 PAT Kicks (M-A)
 7-8 at Angelo State (Oct. 23, 2010)
 By Attempts
 7-7 Midwestern State (Sept. 19, 2009)
 7-7 West Texas A&M (Oct. 31, 2010)
 7-7 at West Texas A&M (Sept. 24, 2011)
 7-7 at Abilene Christian (Nov. 12, 2011)
 6-7 Abilene Christian (Oct. 16, 2010)
 6-6 at Lamar (Sept. 17, 2011)
 6-6 Midwestern State (Oct. 1, 2011)
 5-6 Central Oklahoma (Sept. 18, 2010)
 5-6 at Tarleton State (Nov. 6, 2010)
 DEFENSE
 Interceptions
 4 at Langston University (Sept. 26, 2009)
 4 at Abilene Christian (Nov. 12, 2011)
 3 Langston University (Aug. 28, 2010)
 3 at West Texas A&M (Sept. 24, 2011)
 2 Seven Times
 Sacks
 4.0 Southern Arkansas (Oct. 21, 2009)
 4.0 at West Texas A&M (Sept. 24, 2011)
 3.0 Six Times
 Tackles For Loss
 13.0 East Central Okla. (Oct. 10, 2010)
 10.0 Abilene Christian (Oct. 16, 2009)
 10.0 Midwestern State (Sept. 19, 2009)
 9.0 Eight Times
 Tackles for Loss Yds
 60 at West Texas A&M (Sept. 24, 2011)
 54 Texas A&M-Kingsville (Sept. 25, 2010)
 44 at Midwestern State (Oct. 2, 2010)
 38 Texas Lutheran (Oct. 17, 2009)
 37 West Texas A&M (Oct. 30, 2010)

OPPONENTS TEAM SEASON

Scoring
 416 2010
 407 2011
 311 2009
 First Downs
 225 2011
 196 2010
 187 2009
 Rushing
 80 2009
 77 2011
 69 2010

Passing
 132 2011
 120 2010
 99 2009
 Penalty
 16 2011
 8 2009
 7 2010
 Rushing Yards
 1671 2011
 1659 2009
 1497 2010
 Yards Gained
 1953 2009
 1914 2011
 1688 2010
 Yards Lost
 294 2009
 269 2011
 191 2010
 Attempts
 376 2009
 327 2010
 321 2011
 Average Rush
 5.2 2011
 4.6 2010
 4.4 2009
 Average Game
 167.1 2011
 165.9 2009
 136.1 2010
 Rushing TDs
 24 2010
 18 2009
 17 2011
 Passing Yards
 3104 2011
 3028 2010
 2454 2009
 Comp-Att-Int
 222-353-162011
 220-353-6 2010
 157-321-142009
 Average Pass
 8.8 2011
 8.6 2010
 7.8 2009
 Average Catch
 14.4 2009
 14.0 2011
 13.8 2010
 Average Game
 310.4 2011
 275.3 2010
 254.4 2009
 Passing TDs
 28 2011
 25 2010
 22 2009
 Total Offense
 4775 2011
 4525 2010
 4113 2009
 Plays
 689 2009
 680 2010
 674 2011
 Average Play
 7.1 2011
 6.7 2010
 6.0 2009
 Average Game
 477.5 2011
 411.4 2010
 411.3 2009
 Kick Returns
 49-1004 2009

41-1102 2010
 40-712 2011
 Punt Returns
 27-258 2010
 26-235 2009
 19-236 2011
 Interception Returns
 18-412 2011
 14-92 2009
 10-95 2010
 Kick Return Average
 26.9 2010
 20.5 2009
 17.8 2011
 Punt Return Average
 12.4 2011
 9.6 2010
 9.0 2009
 Interception Return
 Avg 22.9 2011
 9.5 2010
 6.6 2009
 Fumbles Lost
 24-14 2009
 19.8 2011
 11-7 2010
 Penalties Yards
 95-935 2011
 85-806 2010
 83-762 2009
 Average Game
 93.5 2011
 76.2 2009
 73.3 2010
 Punts Yards
 53-1834 2009
 41-1489 2010
 37-1341 2011
 Average
 36.3 2010
 36.2 2011
 34.6 2009
 Net Average
 33.1 2010
 32.1 2011
 28.3 2009
 Time of Possession
 31:32 2009
 28:06 2011
 26:06 2010
 3rd Down Conversions
 69-140 2010
 55-126 2011
 53-139 2009
 Percentage
 49.0 2010
 44.0 2011
 38.0 2009
 4th Down Conversions
 11-18 2009
 6-11 2011
 2-9 2010
 Percentage
 61.0 2009
 55.0 2011
 22.0 2010
 Sacks By Yards
 17-110 2010
 13-98 2011
 12-72 2009
 Touchdowns Scored
 55 2010
 53 2011
 42 2009
 Field Goals
 13-14 2011
 12-15 2010
 5-13 2009

On-Side Kicks
 1-1 2010
 0-1 2009
 0-0 2011
 Red Zone Scores
 42-47 2010
 40-49 2011
 25-36 2009
 Percentage
 89.0 2010
 82.0 2011
 69.0 2009
 Touchdowns
 32 2010
 29 2011
 21 2009
 Points
 After Touchdown
 50-55 2010
 48-50 2011
 32-35 2009
 Percentage
 96.0 2011
 91.0 2009, 2010
 Score By Quarters
 1st
 113 2010
 100 2011
 83 2009
 2nd
 138 2010
 138 2009
 109 2011
 3rd
 128 2011
 84 2010
 50 2009
 4th
 102 2009
 70 2011
 68 2010
 OT
 13 2010
 0 2009, 2011
 Total
 416 2010
 407 2011
 291 2009





2012 OPPONENTS

TEXAS COLLEGE

Saturday, September 1, at UIW, 7 p.m.

General Information

Location	Tyler, Texas
Founded	1894
Enrollment	755
Mascot	Steers
Colors	Purple and Gold
Affiliation	NAIA Division I
Conference	Central States Football

Sports Information

Director	Devon Thompson
Office Telephone	(903) 363-1857
E-Mail	dthompson@Texascollege.edu
Fax	(903) 363-1857
Website	Texascollegeonline.net

Coaching Staff

Head Coach	George Cumby
Head Coach- Offensive Coordinator	Courtney Farrell Assistant
Wide Receivers	Phillip Pratt
Linebackers	Stephen Tomlinson
Running Backs	Randy Butler
Recruiting Coordinator- Linebackers	Kevin Griffin
Quarterbacks	X'Zavier Bloodsaw
Offensive Line- Assistant Recruiting	Adam Kirby Assistant

2011 Season

Record	0-11
Playoffs	None
Ranking	None

All-Time vs UIW First Meeting

2011 Season	
Players Returning	/ Lost 54/8



SAM HOUSTON STATE

Saturday, September 8, at SHSU, 6 p.m.

General Information

Location	Huntsville, Texas
Founded	1879
Enrollment	17,618
Mascot	Bearkats
Colors	Orange, White
Affiliation	NCAA Division I
Conference	Southland

Football Information

First Year of Football	1912
Years in Post-Season	5 (FCS)
Last Post-Season Game	2011, FCS Finals L. 17-6, North Dakota State
Stadium (Capacity)	Bowers (12,975)
Surface	RealGrassPro

Sports Information

Director	Paul Ridings
Office Telephone	(936) 294-1764
E-Mail	ridings@shsu.edu
Fax	(936) 294-3538
Website	www.gobearkats.com

Coaching Staff

Head Coach	Willie Fritz
	Overall-156-58-1 (19 Yrs) at SHSU-20-6 (2 Yrs)
Offensive Coordinator	Doug Ruse
Defensive Coordinator	Scott Stoker
Secondary	Ben Beasley
Defensive Line	Johnny Jernigan
Running Backs	Anthony Johnson
Offensive Line	Bart Tatum
Wide Receivers	Matt Barrett

2011 Season

Record	14-1
Southland 7-0, Champions	
Playoffs	FCS Final Game
L 17-6, North Dakota State	
Rankings 2nd, NCAA Division I FCS	

All-Time vs UIW First Meeting

2012 Season	
Players Returning	/ Lost 50/14
Starters Returning	/ Lost 19/7
Offense 8/3	
Defense 9/2	
Special Teams 2/2	
Formations	
Offense Multiple	
Defense Multiple	



EASTERN NEW MEXICO

Friday, September 14, at Cowboys Stadium, 3:30 p.m.

General Information

Location	Portales, N.M.
Founded	1934
Enrollment	5,100
Mascot	Greyhounds
Colors	Green, Silver
Affiliation	NCAA Division II
Conference	Lone Star

Football Information

First Year of Football	1934
Years in Post-Season	1
Last Post-Season Game	1983, NAIA
L 35-9 vs Mesa State	
Stadium (Capacity)	Greyhound (6,100)

Sports Information

Director	Adam Pitterman
Office Telephone	(575) 562- 4309
E-Mail	adam.pitterman@enmu.edu
Fax	(575) 562-4384
Website	www.enmusports.com

Coaching Staff

Head Coach	Josh Lynn
	Overall 9-2 (1 Yr)
	at ENMU First Year

Offensive Coordinator	Kelley Lee
Defensive Coordinator	Oliver Soukup
Secondary	Scott Lewis
Inside Linebackers	David Lynn
Defense	Wes Byrd
Offensive Line	Andrew McCraw
Defense	Brody Geiser
Running Backs	Travis Lee

2011 Season

Record	2-9
Lone Star 1-7, T8th	
Playoffs	None
Rankings	None

All-Time vs UIW

Overall	1-1
Current Streak vs UIW	Lost 1
W 35-30, 11/7/09, at ENMU	
L 41-28, 9/10/11, at UIW	
2012 Season	
Players Returning	/ Lost 69/15
Starters Returning	/ Lost
Offense	5/6
Defense	10/1
Special Teams	4/2



WEST TEXAS A&M

Saturday, September 22, at UIW, 7 p.m.

General Information

Location	Canyon, Texas
Founded	1910
Enrollment	7,900
Mascot	Buffaloes or Buffs
Colors	Maroon, White
Affiliation	NCAA Division II
Conference	Lone Star

Football Information

First Year of Football	1910
Years in Post Season	6
Last Post-Season Game	2011
Kanza Bowl	
W 26-6, Central Missouri	
NCAA Bowl Record	6-00
Stadium (Capacity)	Kimbrough Memorial (20,000)
Surface	Field Turf

Sports Information

Director	TBD
Office Telephone	(806) 651-4430
E-Mail	
Fax	
Website	www.gobuffsgo.com

Coaching Staff

Head Coach	Don Carthel
Defensive Coordinator	Colby Carthel
Offensive Coordinator-Quarterbacks	Stephen Lee
Assistant Head Coach-Secondary	Nick Paremski
Inside Receivers	Joel Hinton
Offensive Line	Matt Storm
Outside Receivers	Jared May
Inside Linebackers	Wendell Davis
Outside Linebackers	Brandon Smith
Tight Ends	Blake Purvis
Defensive Backs	Charles Burks
Running Backs	Michael Byrne
Defensive Line	Caid Faske
Wide Receivers	John Kenjura
Defensive Line	Rashad Sanders
Linebackers	Jack Taylor
Offensive Quality Control	Chris Mosier

2011 Season

Record	8-3
Lone Star 6-2, 3rd	
Playoffs	Kanza Bowl
d. Central Missouri 26-6	
Rankings	21st, d2football.com

All-Time vs UIW

Overall	2-0
Current Streak vs UIW	Won 2
W 49-10, 10/30/10, at UIW	
W 52-7, 9/24/11, at WTAM	
2012 Season	
Players Returning	/ Lost 76/18
Starters Returning	/ Lost
Offense	8/3
Defense	4/7
Special Teams	5/1
Formations	
Offense Spread	
Defense	3-4





MIDWESTERN STATE

Saturday, September 29, at MSU, 7 p.m.

General Information

Location	Wichita Falls, Texas
Founded	1922
Enrollment	6,400
Mascot	Mustangs
Colors	Maroon, Gold
Affiliation	NCAA Division II
Conference	Lone Star

Football Information

First Year of Football 1926
 Years in Post-Season 6
 Last Post-Season Game 2011

L NW Missouri, 38-31 OT

Stadium Memorial

Surface AstroPlay

Sports Information

Director	Trey Reed
Office Telephone	(940) 397-4818
E-Mail	trey.reed@mwsu.edu
Fax	(940) 397-4892
Website	www.msuMustangs.com

Coaching Staff

Head Coach	Bill Maskill
	Overall 92-40 (12 Yrs) at MSU 79-32 (10 Yrs)

Defensive Coordinator	Rich Renner
Offensive Coordinator	Roderick Taylor
Defensive Line	Randy Wilkins
Quarterbacks	Adam Austin
Secondary	Gary McGraw
Offensive Line	Alex Herron
Strength and Conditioning	Frank Bourgeois
GA-Defensive Backs	Micah Hill
GA-Running Backs	Ben McMahan
GA-Tight Ends	Bobby Parsons
GA-Rovers	Aaron Schartz

2011 Season

Record	10-1
Lone Star 8-0, 1st	
Playoffs	NCAA, 2nd Round
L, NW Missouri, 38-31 OT	
Rankings 2nd, NFCA	
1st, d2football.com	
1st, NCAA Super Region	

All-Time vs UIW

Overall 3-0	
Current Streak Won 3	
W 49-7, 9/19/09 at UIW	
W 38-31 OT, 9/18/10 at MSU	
W 45-14, 10/1/11 at UIW	

2012 Season

Players Returning	/ Lost 55/20
Starters Returning	/ Lost
Offense 6/5	
Defense 4/7	
Special Teams 6/1	
Formations	
Offense Spread	
Defense 4-1-5	



TEXAS A&M-COMMERCE

Saturday, October 6, at UIW, 7 p.m.

General Information

Location	Commerce, Texas
Founded	1889
Enrollment	11,000
Mascot	Lions
Colors	Blue, Gold
Affiliation	NCAA Division II
Conference	Lone Star

Football Information

First Year of Football 1914
 Years in Post Season 9
 Last Post-Season Game 1995

L 56-35 at Portland State

Stadium (Capacity) Memorial (10,000)

Sports Information

Director	Rand Champion
Office Telephone	(903) 866-5131
E-Mail	rand.champion@TAMUC.edu
Fax	(903) 468-3033
Website	www.lionathletics.com

Coaching Staff

Head Coach	Guy Morriss
	Overall 39-75 (10 Yrs) at TAMUC 9-22 (3 Yrs)

Offensive Coordinator	Dan Lounsbury
Defensive Coordinator	Brian Williams
Defensive Backs	Rod West
Tight Ends	Andrew Raiden

2011 Season

Record	1-9
LSC 1-7 (T8th)	
Playoffs	None
Rankings None	

All-Time vs UIW

Overall 0-2	
Current Streak Lost 2	
L 17-16, 11/13/10 at UIW	
L 23-22, 10/8/11 at TAMUC	

2012 Season

Players Returning	/ Lost 45 /22
Offense 4/7	
Defense 9/2	



TEXAS A&M-KINGSVILLE

Saturday, October 13, at TAMUK, 7 p.m.

General Information

Location	Kingsville, Texas
Founded	1925
Enrollment	5,900
Mascot	Javelinas
Colors	Blue, Gold
Affiliation	NCAA Division II
Conference	Lone Star

Football Information

First Year of Football	1925
Years in Post-Season	24
Last Post-Season Game	2010
NCAA D-II Second Round	
L 36-31 vs NW Missouri	
Stadium (Capacity)	Javelina (15,000)
Surface	Natural Grass

Sports Information

Director	
Office Telephone	(361) 593-2870
E-Mail	
Fax	(361) 593-3488
Website	www.javelinaathletics.com

Coaching Staff

Head Coach	Bo Atterberry
Assistant Head Coach- Offensive Coordinator	Clay Patterson
Defensive Coordinator	David Calloway
Offensive Line- Recruiting Coordinator	Jaime Martinez
Linebackers	Kyle Ppool
Defense	Joe Barron
Running Backs	Daniel Oelschlegel
Defensive Backs-Special Teams	Jordan Stack
Tight Ends	Tim Byerly
Graduate Assistant	Thad Rhea

2011 Season

Record	6-5
LSC 4-4 (5th)	
Playoffs	None

Rankings

All-Time vs UIW

Overall	2-0
Current Streak vs UIW	Won 2
W 37-9, 9/25/10 at UIW	
W 41-38, 10/15/11 at UIW	

2012 Season

Players Returning	/ Lost 73/10
Starters Returning	/ Lost
Offense	9/2
Defense	7/4
Special Teams	8/1
Formations	
Offense Spread	
Defense	4-2-5



MCMURRY

Saturday, October 20, at UIW, 7 p.m.

General Information

Location	Abilene, Texas
Founded	1923
Enrollment	1,500
Mascot	War Hawks
Colors	Maroon, White
Affiliation	NCAA Division II (provisional)
Conference	Independent

Football Information

First Year of Football	1923
Years in Post-Season	1
Last Post-Season Game	2011
NCAA D-III	
L Mary Hardin-Baylor, 49-20	
Stadium (Capacity)	Moore (3,550)

Sports Information

Director	Dave Beyer
Office Telephone	(325) 793-4612
E-Mail	beyer.dave@mcm.edu
Website	www.mcmurrysports.com

Coaching Staff

Head Coach	Hal Mumme
	Overall 127-115-1 (21 Yrs)
	at McMurry 19-13 (3 Yrs)

Assistant Head Coach-

Offensive Coordinator	
Recruiting Coordinator	Mason Miller
Defensive Coordinator	Joe Lee Dunn
Defensive Backs	Kendall Roberson
Quarterbacks	Chase Holbrook
Running Backs-Operations	Scott Highsmith
Defensive Ends-Equipment	Kendall Todd
Defensive Line	Josh Creech
Wide Receivers	Evan Burk

2011 Season

Record	9-3
American Southwest	7-1 (2nd)
Playoffs	NCAA D-III
D. Trinity	25-16
L. Mary Hardin-Baylor	49-20

All-Time vs UIW First Meeting

2012 Season	
Players Returning	/ Lost 28/32
Starters Returning	/ Lost
Offense	5/6
Defense	4/7
Special Teams	5/1
Formations	
Offense Spread	
Defense	3-3-5





TARLETON STATE

Saturday, October 27, at UIW, 7 p.m.

General Information

Location	Stephenville, Texas
Founded	1899
Enrollment	9,139
Mascot	Texans
Colors	Purple, White
Affiliation	NCAA Division II
Conference	Lone Star

Football Information

First Year of Football	1961
Years in Post-Season	10
Last Post-Season Game	2009
NCAA D-II, Round	2
L at Central Washington,	27-6
Stadium (Capacity)	Tarleton Memorial (7,000)
Surface	Progreen Turf

Sports Information

Director	Ross Bagienski
Office Telephone	(254) 968-9077
E-Mail	Bagienski@tarleton.edu
Fax	(254) 968-1806
Website	www.tarletonsports.com

Coaching Staff

Head Coach	Cary Fowler Overall 9-13 (2 Yrs) at TSU 9-13 (2 Yrs)
Offensive Coordinator	Justin Carrigan
Defensive Coordinator- Linebackers	Henry Cofer
Defensive Line	Chris Mineo
Wide Receivers	Jonathon Beasley Jacob Martin Rovers

Graduate Assistant- Offensive Line	Mike Hernandez
Graduate Assistant-Safeties	Ryan Craven
Graduate Assistant- Offensive Line	Tyler Wade

2011 Season

Record	6-5
LSC 5-3 (4th)	
Playoffs	None
Rankings	None

All-Time vs UIW

Overall	2-0
Current Streak vs UIW	Won 2
W 41-27, 11/6/10 at TSU	
W 48-10, 10/29/11 at TSU	

2011 Season

Players Returning	/ Lost 58/27
Offense	10/1
Defense	9/2
Special Teams	3/1
Formations	
Offense Air Raid	
Defense	4-2.5



ANGELO STATE

Saturday, November 3, at ASU, 2 p.m.

General Information

Location	San Angelo, Texas
Founded	1928
Enrollment	6,900
Mascot	Rams
Colors	Blue, Gold
Affiliation	NCAA Division II
Conference	Lone Star

Football Information

First Year of Football	1939
Years in Post-Season	5
Last Post-Season Game	2005
Stadium (Capacity)	San Angelo (17,500)
Surface	SafePlay Turf

Sports Information

Director	Brandon Ireton
Office Telephone	(325) 942-2378
E-Mail	Brandon.ireton@angelo.edu
Fax	(325) 942-2298
Website	www.angelosports.com

Coaching Staff

Head Coach	Will Wagner Overall at ASU
Assistant Head Coach- Wide Receivers- Quarterbacks	Theron Aych
Defensive Coordinator- Linebackers	Mike Walton
Special Assistant	Pierce Holf
Strength and Conditioning	Kelsey Hite
Graduate Assistant	Drew Dallas
Graduate Assistant	Teron Guidry
Graduate Assistant	Justin Richter
Defensive Ends- Special Teams Coordinator	Gary Salqado
Student Assistant	James Dougherty

2011 Season

Record	5-6
LSC 2-6 (T6th)	
Playoffs	None
Rankings	None

All-Time vs UIW

Overall	2-0
Current Streak vs UIW	Won 2
W 61-17, 10/23/10 at ASU	
W 34-14, 11/5/11 at UIW	

2011 Season

Players Returning	/ Lost 63/26
Starters Returning	/ Lost
Offense	3/8
Defense	6/5
Special Teams	7/1
Formations	
Offense Pistol	
Defense	4-3



ABILENE CHRISTIAN

Saturday, November 10, at UIW, 7 p.m.

General Information

Location	Abilene, Texas
Founded	1906
Enrollment	5,000
Mascot	Wildcats
Colors	Purple, White
Affiliation	NCAA Division II
Conference	Lone Star

Football Information

First Year of Football	1919
Years in Post-Season	10
Last Post Season Game	2011
NCAA D-II First Round	L 52-49, Washburn
Stadium (Capacity)	Shotwell (15,000)

Sports Information

Director	Lance Fleming
Office Telephone	(325) 674-2693
E-Mail	flemingl@acu.edu
Fax	(325) 674-6798
Website	www.acusports.com

Coaching Staff

Head Coach	Ken Collums
Offensive Line	Sam Collins
Wide Receivers	Kendrick Holloway
Running Backs	Nathan Young
Defensive Coordinator	Darian Dulin
Linebackers	Mark Ribaudou
Defensive Line	David Rausch

2011 Season

Record	8-3
LSC 7-1 (2nd)	
Playoffs	NCAA D-II First Round
L 52-49, Washburn	
Rankings	5th, d2football.com
	11th, AFCA
	5th, NCAA Super Region

All-Time vs UIW 2-0

Current Streak vs UIW	Won 2
W 54-17, 10/16/10 at UIW	
W 61-16, 11/12/11 at ACU	

2012 Season

Players Returning	/ Lost 30/16
Starters Returning	/ Lost
Offense	6/5
Defense	4/7
Special Teams	6/0
Formations	
Offense Multiple	
Defense	3-4



A HISTORY OF THE LONE STAR CONFERENCE

Long known as a leader in intercollegiate athletics, the Lone Star Conference (LSC) is an innovative athletics conference which aims to provide a superior competitive experience for member institutions and to allow for comprehensive development of student-athletes through academic services and life skills programming. The LSC continues to build upon its proud history while intending to be recognized as the premier NCAA Division II conference in the nation.

The league's mission is to foster student participation and success among member institutions in Division II intercollegiate athletics as an integral part of each institution's total educational program. The LSC strives for academic excellence, stresses involvement within the community, and prides itself in upholding traditions while continually seeking new opportunities to provide student-athletes with a unique and superior experience.

The LSC - founded on April 25, 1931 - has developed from a five-team conference of Texas-based schools to an 11-member league that spans three states (Texas, Oklahoma and New Mexico). The league continues to assist its member institutions in the maintenance of intercollegiate athletic programs that are compatible with the highest standards of education and competitive sports.

Throughout the league's 81-year history, various institutions have competed under the LSC banner. Today, only Texas A&M University-Commerce (then East Texas State) remains from the original group that was formed in 1931 when North Texas State, SouthWest Texas State, Sam Houston State and Stephen F. Austin withdrew from the old Texas Intercollegiate Athletic Association.

The membership alignment has changed over the years, with current members having been added in each of the past six decades. Texas A&M-Kingsville (formerly Texas A&I) joined in 1954, followed by Angelo State in 1968 and Abilene Christian in 1973. Conference membership remained within the Texas borders until 1984 when Eastern New Mexico was admitted. Since then, the LSC has grown to include members from Arkansas and Oklahoma.

Cameron (1988, 1996) was added near the outset of an expansion phase, while Texas Woman's (1989) and previous members West Texas A&M (1986, 1993) and Tarleton State (1968, 1994) joined the league soon after.

Midwestern State was admitted early in 1995, while the University of the Incarnate Word became the newest member in 2010.

Past members of the LSC include Trinity, Houston, Lamar, Howard Payne, Sul Ross State, McMurry, Harding, Ouachita Baptist, Central Oklahoma, East Central (Okla.), Northeastern State (Okla.), Southeastern Oklahoma and Southwestern Oklahoma.

While the LSC has maintained a long-standing tradition of competitive athletic programs for its members, many teams and individuals have gone on to distinguish themselves on the national stage. Entering 2012-13, LSC member institutions have collected 74 NCAA national championships since the league joined the Division II membership in 1982.

The LSC conducts conference championships in 18 sports (nine men and nine women) with the addition of indoor track and field in 2012-13. Men's championships include football, soccer, cross country, basketball, baseball, indoor track and field, outdoor track and field, tennis and golf. Women's titles are determined in volleyball, soccer, cross country, basketball, softball, indoor track and field, outdoor track and field, tennis and golf.

The conference office is located in Richardson, Texas, a northern suburb of Dallas. Stan Wagnon serves as Commissioner, with assistance from Jay Poerner (Compliance) and Melanie Robotham (Media Relations).





2012 LSC FOOTBALL SCHEDULE

Thursday, August 30, 2012

West Texas A&M at CSU-Pueblo, 7 p.m.

Saturday, September 1, 2012

Western State at Angelo State, 2 p.m.
Southeastern Oklahoma at Texas A&M-Commerce, 6 p.m.
McMurry at Abilene Christian, 6 p.m.
Central Washington at Texas A&M-Kingsville, 7 p.m.
Texas College at Incarnate Word, 7 p.m.
Eastern New Mexico at New Mexico Highlands, 7 p.m.

Saturday, September 8, 2012

Texas A&M-Commerce at UT-San Antonio, 1 p.m.
Chadron State at Angelo State, 2 p.m.
Incarnate Word at Sam Houston State, 6 p.m.
* Texas A&M-Kingsville at Abilene Christian, 6 p.m.
Western State at West Texas A&M, 6 p.m.
* Midwestern State at Tarleton State, 7 p.m.
Sul Ross State at Eastern New Mexico, 8 p.m.

Thursday, September 13, 2012

* Texas A&M-Commerce vs Midwestern State at Cowboys Stadium, 7 p.m. (CBS Sports Network)

Friday, September 14, 2012

* Incarnate Word vs Eastern New Mexico at Cowboys Stadium, 3:30 p.m.

Saturday, September 15, 2012

Valdosta State vs Angelo State at Cowboys Stadium, 12 p.m.
* Tarleton State vs Abilene Christian at Cowboys Stadium, 4 p.m.
* Texas A&M-Kingsville vs West Texas A&M at Cowboys Stadium, 8 p.m.

Saturday, September 22, 2012

* Abilene Christian at Angelo State, 6 p.m.
* West Texas A&M at Incarnate Word, 7 p.m.
* Midwestern State at Texas A&M-Kingsville, 7 p.m.
* Eastern New Mexico at Tarleton State, 7 p.m.

Thursday, September 27, 2012

Abilene Christian at Delta State, 6:30 p.m.

Saturday, September 29, 2012

* Angelo State at Eastern New Mexico, 3 p.m.
* Texas A&M-Kingsville at Texas A&M-Commerce, 6 p.m.
* Tarleton State at West Texas A&M, 6 p.m.
* Incarnate Word at Midwestern State, 7 p.m.

Thursday, October 4, 2012

Midwestern State at West Alabama, 6:30 p.m.

Saturday, October 6, 2012

* Eastern New Mexico at Abilene Christian, 6 p.m.
* West Texas A&M at Angelo State, 6 p.m.
* Texas A&M-Commerce at Incarnate Word, 7 p.m.
North Alabama at Texas A&M-Kingsville, 7 p.m.
Delta State at Tarleton State, 7 p.m.

Saturday, October 13, 2012

* Tarleton State at Texas A&M-Commerce, 6 p.m.
* Abilene Christian at West Texas A&M, 6 p.m.
* Incarnate Word at Texas A&M-Kingsville, 7 p.m.
* Angelo State at Midwestern State, 7 p.m.

Saturday, October 20, 2012

* Midwestern State at Abilene Christian, 2 p.m.
* Texas A&M-Commerce at Angelo State, 4 p.m.
* Texas A&M-Kingsville at Tarleton State, 6 p.m.
McMurry at Incarnate Word, 7 p.m.
* West Texas A&M at Eastern New Mexico, 7 p.m.

Saturday, October 27, 2012

* Abilene Christian at Texas A&M-Commerce, 2 p.m.
* Tarleton State at Incarnate Word, 7 p.m.
* Angelo State at Texas A&M-Kingsville, 7 p.m.
* Eastern New Mexico at Midwestern State, 7 p.m.
West Texas A&M at West Georgia, 7 p.m.

Thursday, November 1, 2012

Texas A&M-Kingsville at Valdosta State, 6:30 p.m.

Saturday, November 3, 2012

West Alabama at Abilene Christian, 12 p.m.
* Incarnate Word at Angelo State, 2 p.m.
* Texas A&M-Commerce at Eastern New Mexico, 2 p.m.
* Midwestern State at West Texas A&M, 6 p.m.
Tarleton State at North Alabama, 6 p.m.

Saturday, November 10, 2012

West Georgia at Midwestern State, 1 p.m.
* West Texas A&M at Texas A&M-Commerce, 2 p.m.
* Abilene Christian at Incarnate Word, 7 p.m.
* Eastern New Mexico at Texas A&M-Kingsville, 7 p.m.
* Angelo State at Tarleton State, 7 p.m.

Saturday, November 17, 2012

NCAA Playoffs (first round)

Saturday, November 24, 2012

NCAA Playoffs (second round)

Saturday, December 1, 2012

Kanza Bowl (LSC vs. MIAA) (Topeka, Kan.)

Saturday, December 1, 2012

NCAA Playoffs (quarterfinals)

Saturday, December 8, 2012

NCAA Playoffs (semifinals)

Saturday, December 15, 2012

NCAA Division II Championship (Florence, Ala.)

LSC MEMBERSHIP

Abilene Christian
President
Athletic Director
Sports Info. Director
Location
Enrollment
Mascot

Dr. Phil Schubert
Jared Mosley
Lance Fleming
Abilene, Texas
5,000
Wildcats

ANGELO STATE
President
Athletic Director
Sports Info. Director
Location
Enrollment
Mascot

Dr. Joseph C. Rallo
Sean Johnson
Brandon Ireton
San Angelo, Texas
6,887
Rams, Rambelles

CAMERON
President
Athletic Director
Sports Info. Director
Location
Enrollment
Mascot

Dr. Cindy Ross
Jim Jackson
Don Vieth
Lawton, Okla.
6,000
Aggies

EASTERN NEW MEXICO
President
Athletic Director
Sports Info. Director
Location
Enrollment
Mascot

Dr. Steven G. Gamble
Dr. Jeff Geiser
Adam Pitterman
Portales, N.M.
5,080
Greyhounds, Zias

INCARNATE WORD
President
Athletic Director
Sports Info. Director
Location
Enrollment
Mascot

Dr. Louis J. Agnese Jr.
Mark Papich
Shane Meling
San Antonio, Texas
8,455
Cardinals

MIDWESTERN STATE
President
Athletic Director
Sports Info. Director
Location
Enrollment
Mascot

Dr. Jesse W. Rogers
Charlie Carr
Trey Reed
Wichita Falls, Texas
6,400
Mustangs

TARLETON STATE
President
Athletic Director
Sports Info. Director
Location
Enrollment
Mascot

Dr. F. Dominic Dottavio
Lonn Reisman
Ross Bagienki
Stephenville, Texas
9,450
Texans, Texanns

TEXAS A&M/COMMERCE
President
Athletic Director
Sports Info. Director
Location
Enrollment
Mascot

Dr. Dan Jones
Carlton Cooper
Rand Champion
Commerce, Texas
9,712
Lions

TEXAS A&M/KINGSVILLE

President Dr. Steven Tallant
 Athletic Director Brian DeAngelis
 Sports Info. Director
 Location Kingsville, Texas
 Enrollment 5,904
 Mascot Javelinas

TEXAS WOMAN'S

President Dr. Ann Stuart
 Athletic Director Chalese Connors
 Sports Info. Director Naveen Boppana
 Location Denton, Texas
 Enrollment 13,338
 Mascot Pioneers

WEST TEXAS A&M

President Dr. Patrick O'Brien
 Athletic Director Michael McBroom
 Sports Info. Director
 Location Canyon, Texas
 Enrollment 7,843
 Mascot Buffalos, Buffs

NCAA SUPER REGION FOUR

1 MIDWESTERN STATE	9-0	9-0
2 WASHBURN	8-1	9-1
3 PITTSBURG STATE	8-1	8-1
4 MISSOURI WESTERN	7-2	8-2
5 Abilene Christian	7-1	7-2
6 NORTHWEST MISSOURI	7-2	8-2
7 OUACHITA BAPTIST	7-2	7-2
8 HUMBOLDT STATE	7-1	8-1
9 WEST TEXAS A&M	6-3	6-3
10 CENTRAL MISSOURI	7-3	7-3

2011 LSC FINAL STANDINGS

Standings	Conference	Pct.	PF	PA	
Overall	Pct.	PF	PA	Home	
Away	Neutral	Streak			
Midwestern State	8-0	1.000	426	185	
10-1	.909	535	257	4-1	5-0
1-0	Lost 1				
Abilene Christian	7-1	.875	293	214	8-3
.727	410	324	5-0	3-2	0-1
Lost 1					
West Texas A&M	6-2	.750	297	132	8-3
.727	396	200	5-1	1-2	2-0
Won 2					
Tarleton	5-3	.625	255	237	6-5
.545	362	320	3-2	3-3	0-0
Won 5					
Texas A&M-Kingsville	4-4	.500	266	271	6-5
.545	341	329	2-3	4-1	0-1
Won 1					
Angelo State	2-6	.250	200	233	5-6
.455	304	287	1-4	4-2	0-0
Lost 1					
Incarnate Word	2-6	.250	163	331	2-8
.200	219	407	1-4	1-4	0-0
Lost 4					
Eastern New Mexico	1-7	.125	179	324	2-9
.182	263	451	0-5	2-4	0-0
Lost 6					
Texas A&M-Commerce	1-7	.125	189	341	1-9
.100	236	395	1-3	0-5	0-1
Lost 1					

2011 LSC POST-SEASON

EVENT	DATE	RESULTS
NCAA D-II First Round	Nov. 19	Midwestern State, bye
NCAA D-II First Round	Nov. 19	Washburn 52, Abilene Christian 49
NCAA D-II Second Round	Nov. 26	NW Missouri 38, Midwestern State 31 OT
Kanza Bowl	Nov. 27	West Texas A&M 26, Central Missouri 6





LSC CHAMPIONS

1933	Texas A&M-Commerce
1934	Texas A&M-Commerce
1935	Texas A&M-Commerce, North Texas, Stephen F. Austin North Texas
1936	North Texas
1937	Texas A&M-Commerce
1938	Texas A&M-Commerce
1939	North Texas
1940	North Texas
1941	North Texas
1942	Texas A&M-Commerce
1946	North Texas
1947	North Texas
1948	SouthWest Texas
1949	Texas A&M-Commerce
1950	Sul Ross State
1951	Texas A&M-Commerce
1952	Texas A&M-Commerce
1953	Texas A&M-Commerce
1954	Texas A&M-Com., SW Texas
1955	Texas A&M-Commerce, SW Texas, Sam Houston State Sam Houston State
1956	Sam Houston State
1957	Texas A&M-Commerce, Lamar
1958	Texas A&M-Commerce
1959	Texas A&M-Com., Texas A&M-Kings.
1960	Texas A&M-Kingsville
1961	Sam Houston State
1962	Texas A&M-Kingsville
1963	SouthWest Texas
1964	Sam Houston State
1965	Sul Ross State
1966	Texas A&M-Commerce
1967	Texas A&M-Kingsville
1968	Texas A&M-Kingsville
1969	Texas A&M-Commerce and Texas A&M-Kingsville
1970	Texas A&M-Kingsville
1971	SW Texas, Howard Payne
1972	Texas A&M-Commerce
1973	Abilene Christian
1974	Texas A&M-Kingsville
1975	Texas A&M-Kingsville
1976	Texas A&M-Kingsville
1977	Abilene Christian and Texas A&M-Kingsville
1978	Angelo State
1979	Texas A&M-Kingsville
1980	SouthWest Texas
1981	SouthWest Texas
1982	SouthWest Texas
1983	Texas A&M-Com, SW Texas
1984	Angelo State
1985	Texas A&M-Kingsville
1986	West Texas A&M
1987	Angelo State, Texas A&M-Kings.
1988	Texas A&M-Kingsville
1989	Texas A&M-Kingsville
1990	Texas A&M-Commerce
1991	Eastern New Mexico
1992	Texas A&M-Kingsville
1993	Texas A&M-Kingsville
1994	Texas A&M-Kingsville
1995	Texas A&M-Kingsville
1996	Texas A&M-Kingsville
1997	Texas A&M-Kingsville
1998	Central Oklahoma
1999	NE State, Cent. Okla., SE Okla.
2000	Northeastern State
2001	Tarleton State, Texas A&M-Kings.
2002	Texas A&M-Kingsville
2003	Texas A&M-Kingsville
2004	Texas A&M-Kingsville
2005	West Texas A&M
2006	West Texas A&M
2007	West Texas A&M
2008	Abilene Christian
2009	Midwestern State, Tarleton State, Texas A&M-Kingsville
2010	Abilene Christian
2011	Midwestern State

2011 LONE STAR CONFERENCE AND THE NATION

D2FOOTBALL.COM TOP 25 POLL FINAL REGULAR SEASON NOVEMBER 15, 2011

RANK	TEAM	RECORD	WEEK
1	MIDWESTERN STATE	10-0	2
2	CSU-PUEBLO	11-0	3
3	NEBRASKA-KEARNEY	10-1	4
4	WINSTON-SALEM	11-0	5
5	Abilene Christian	9-2	7
6	PITTSBURG STATE	9-1	8
7	NORTHWEST MISSOURI	9-2	9
8	DELTA STATE	9-2	1
9	MINNESOTA DULUTH	9-2	10
10	KUTZTOWN	10-1	11
11	NEW HAVEN	10-1	12
12	ST. CLOUD	9-2	13
13	NORTH ALABAMA	8-2	14
14	WASHBURN	9-2	6
15	CALIFORNIA	9-2	16
16	HUMBOLDT STATE	9-1	18
17	MISSOURI WESTERN	9-2	20
18	WEST ALABAMA	8-3	21
19	MARS HILL	8-2	22
20	NORTH GREENVILLE	9-2	23
21	WEST TEXAS A&M	7-3	25
22	BLOOMSBURG	9-2	NR
23	CENTRAL MISSOURI	8-3	NR
24	ALBANY STATE	8-3	15
25	GRAND VALLEY	8-3	NR

2011 AMERICAN FOOTBALL COACHES ASSOCIATION DIVISION II POLL

Rank	School (1st votes)	Rec.	Prev.
1.	COLORADO ST.-PUEBLO (16)	11-0	2
2.	MIDWESTERN ST. (TEXAS) (11)	10-0	3
3.	WINSTON-SALEM ST. (N.C.) (2)	11-0	4
4.	NEBRASKA-KEARNEY	10-1	5
5.	NEW HAVEN (CONN.)	10-1	7
6.	KUTZTOWN (PA.)	10-1	8
7.	PITTSBURG ST. (KAN.)	9-1	9
8.	DELTA ST. (MISS.)	9-2	1
9.	MINNESOTA-DULUTH	9-2	10
10.	NORTHWEST MISSOURI ST.	9-2	11
11.	Abilene Christian (TEXAS)	8-2	12
12.	NORTH ALABAMA	8-2	13
13.	HUMBOLDT ST. (CALIF.)	9-1	14
14.	ST. CLOUD STATE (MINN.)	9-2	15
15.	WASHBURN (KAN.)	9-2	6
16.	MISSOURI WESTERN ST.	9-2	17
17.	CALIFORNIA (PA.)	9-2	18
18.	BLOOMSBURG (PA.)	9-2	21
19.	MARS HILL (N.C.)	8-2	23
20.	NORTH GREENVILLE (S.C.)	9-2	NR
21.	SHEPHERD (W.VA.)	9-2	NR
22.	WEST ALABAMA	8-3	NR
23.	CENTRAL MISSOURI	8-3	NR
24.	WEST VIRGINIA WESLEYAN	9-2	19
25.	GRAND VALLEY ST. (MICH.)	8-3	NR

2011 LONE STAR CONFERENCE HONORS

2011 SOUTH DIVISION

FIRST TEAM OFFENSE

Player	Team	Pos.	Year	Hometown
Brandon Kelsey	Midwestern State	QB	Jr.	Arlington, Texas
Jonathan Woodson	Texas A&M-Kingsville	RB	Jr.	Missouri City, Texas
Keidrick Jackson	Midwestern State	RB	So.	Arlington, Texas
Justin Andrews	Abilene Christian	FB	Sr.	Fort Worth, Texas
David Little	Midwestern State	WR	Sr.	Monroe, La.
Brittan Golden	West Texas A&M	WR	Sr.	Denver City, Texas
Robert Armstrong	Texas A&M-Kingsville	WR	So.	Cuero, Texas
Sherman Batiste	Texas A&M-Kingsville	WR	Jr.	Fort Bend, Texas
Ben Gibbs	Abilene Christian	TE	Sr.	Abilene, Texas
Hector Rodriguez	West Texas A&M	C	Sr.	San Antonio, Texas
Matt Webber	Abilene Christian	C	Jr.	Paradise, Texas
Ken Van Heule	Midwestern State	OG	Sr.	Hurst, Texas
Hank Gilley	Midwestern State	OG	Sr.	Victoria, Texas
Amini Silatolu	Midwestern State	OT	Sr.	Tracy, Calif.
Neal Tivis	Abilene Christian	OT	Sr.	Sanger, Texas
Morgan Lineberry	Abilene Christian	PK	Jr.	Dallas, Texas
Sergio Castillo	West Texas A&M	PK	So.	La Joya, Texas
Jonathan Woodson	Texas A&M-Kingsville	RS	Jr.	Missouri City, Texas

FIRST TEAM DEFENSE

Player	Team	Pos.	Year	Hometown
Dishon Robertson	West Texas A&M	DT	Sr.	Brownsville, Tenn.
Tyrell Higgins	West Texas A&M	DT	Jr.	Sherzt, Texas
Aston Whiteside	Abilene Christian	DE	Sr.	Vernon, Texas
Lawrence Rumph	Angelo State	DE	Sr.	Keller, Texas
Jeremy Aguilar	Texas A&M-Kingsville	ILB	Jr.	Los Angeles, Calif.
Cory Whitfield	Texas A&M-Commerce	ILB	Sr.	Palestine, Texas
Nate Baggs	Abilene Christian	OLB	Sr.	Houston, Texas
Jeremy Smith	Midwestern State	OLB	Sr.	Foxworth, Miss.
Caleb Randolph	West Texas A&M	CB	Sr.	Crosby, Texas
Deshawn Phillips	Tarleton State	CB	So.	Duncanville Texas
Darien Williams	Abilene Christian	S	Sr.	Vernon, Texas
Curtis Jefferson	West Texas A&M	S	Sr.	Houston, Texas
Pat Gardner	Midwestern State	S	Jr.	Kingwood, Texas
Kevin Van Voris	West Texas A&M	P	So.	Elizabeth, Colo.
Taylor Cannon	Eastern New Mexico	P	Sr.	Los Lunas, NM
Brent Schroeder	Abilene Christian	DS	So.	Abilene, Texas
Derek Tesch	Texas A&M-Kingsville	DS	So.	Blanco, Texas
Randall Arbuckle	Midwestern State	DS	Sr.	Canadian, Texas

SECOND TEAM OFFENSE

Player	Team	Pos.	Year	Hometown
Mitchell Gale	Abilene Christian	QB	Jr.	Alva, Okla.
Lester Bush	Midwestern State	RB	Sr.	Houston, Texas
Daryl Richardson	Abilene Christian	RB	Sr.	Vernon, Texas
Jimmy Pipkin	Midwestern State	RB	R-Fr.	Dallas, Texas
Donald Geis	Incarnate Word	FB	Sr.	San Antonio, Texas
Taylor Gabriel	Abilene Christian	WR	So.	Mesquite Texas
Clifton Rhodes	Tarleton State	WR	Fr.	Fort Worth Texas
Darian Dale	Eastern New Mexico	WR	Sr.	Bay City, Texas
Edgard Theliar	Midwestern State	WR	Sr.	Bradenton, Fla.
Sheldon Galloway	Midwestern State	WR	Sr.	San Diego, Calif.
Nate Bayless	Angelo State	TE	Sr.	Burkburnett, Texas
Justen Tyler	Midwestern State	C	Jr.	Garland, Texas
Aaron Mullane	West Texas A&M	OG	Jr.	Amarillo, Texas
Josh Perez	Abilene Christian	OG	So.	Rio Hondo, Texas
Adrian Campbell	Tarleton State	OT	Jr.	Richardson Texas
Bryan Keith	Midwestern State	OT	So.	Wichita Falls, Texas
Greg Saladino	Midwestern State	PK	So.	Kingwood, Texas
Paul Mason	Angelo State	RS	R-Fr.	Wichita Falls, Texas

SECOND TEAM DEFENSE

Player	Team	Pos.	Year	Hometown
Donald Moore	Abilene Christian	DT	Sr.	Houston, Texas
Kyle Patterson	Angelo State	DT	Jr.	Hemet, Calif.
Roderick Benman	Texas A&M-Kingsville	DE	Sr.	Oklahoma City, Okla.
Kevin Birdow	Midwestern State	DE	Sr.	Palestine, Texas
Marquis Wadley	Tarleton State	ILB	So.	Mesquite Texas
Anthony Scott	West Texas A&M	ILB	Sr.	Amarillo, Texas
Kevin McCluskey	West Texas A&M	OLB	Jr.	Waxahachie, Texas
Donald Napoleon	Midwestern State	OLB	R-Fr.	Dallas, Texas
Romie Blaylock	Midwestern State	CB	Sr.	Cedar Hill, Texas
Neiko Conway	Midwestern State	CB	So.	Houston, Texas
Desmond Jackson	Tarleton State	S	Jr.	Seguin Texas
Chaz Pavliska	Incarnate Word	S	Jr.	Floresville Texas
Devin Haywood	Incarnate Word	S	So.	San Antonio Texas
George Shambler	Angelo State	P	Sr.	San Angelo, Texas
Aaron Wampler	West Texas A&M	DS	Jr.	Lubbock, Texas

SPECIAL AWARDS

Offensive Player of the Year: Brandon Kelsey, Midwestern State
 Offensive Back of the Year: Mitchell Gale, Abilene Christian
 Receiver of the Year: David Little, Midwestern State
 Offensive Lineman of the Year: Amini Silatolu, Midwestern State
 Freshman of the Year: Jimmy Pipkin, Midwestern State
 Defensive Player of the Year: Aston Whiteside, Abilene Christian
 Defensive Lineman of the Year: Aston Whiteside, Abilene Christian
 Linebacker of the Year: Jeremy Aguilar, Texas A&M-Kingsville
 Defensive Back of the Year: Deshaun Phillips, Tarleton State
 Coach of the Year: Bill Maskill, Midwestern State

HONORABLE MENTION

Player	Team	Pos.	Year	Hometown
Dustin Vaughan	West Texas A&M	QB	So.	Calallen, Texas
Nick Stephens	Tarleton State	QB	Sr.	Flower Mound Texas
Wes Wood	Eastern New Mexico	QB	Jr.	Muleshoe, Texas
Tristan Carter	Angelo State	RB	Sr.	Atlanta, Ga.
Trent Rios	Incarnate Word	RB	Jr.	San Antonio Texas
Lance Ratliff	West Texas A&M	WR	So.	Lubbock, Texas
Nathan Slaughter	West Texas A&M	WR	So.	Lubbock, Texas
Taylor Fore	Texas A&M-Commerce	WR	Sr.	Fort Worth, Texas
Andrew Mocio	Incarnate Word	TE	Jr.	Waco Texas
Mark Strange	Midwestern State	TE	Fr.	Wichita Falls, Texas
Derek Tesch	Texas A&M-Kingsville	TE	So.	Blanco, Texas
Ryan Merryman	Angelo State	C	Sr.	Marlin, Texas
Austin Sumrall	Angelo State	OG	Jr.	Katy, Texas
Blake Spears	Abilene Christian	OG	So.	Abilene, Texas
Craig Watts	West Texas A&M	OG	So.	Killeen, Texas
Mark Pena	Eastern New Mexico	OG	Sr.	Houston, Texas
Shawn Wyatt	Tarleton State	OG	Sr.	Smithson Valley
Adam Robinson	Eastern New Mexico	OT	Sr.	Lubbock, Texas
Jerod Harrell	Abilene Christian	OT	Sr.	Miami, Fla.
Arvin Jackson	Eastern New Mexico	RS	Jr.	Houston, Texas
Charcandrick West	Abilene Christian	RS	So.	Springhill, La.
Tommy Hampton	West Texas A&M	RS	Sr.	Bronx, N.Y.
Jayson Serda	Eastern New Mexico	RS	So.	Albuquerque, NM
Mack Lafaele	Midwestern State	DT	Sr.	Pago Pago, American Samoa
Robbie Horton	Incarnate Word	DT	So.	Beeville Texas
Johnny Tivao	Texas A&M-Kingsville	DT	Sr.	Compton, Calif.
Ian Ogando	Eastern New Mexico	DT	Jr.	LaPorte, Texas
Paul Gonzalez	Midwestern State	DT	Sr.	Temecula, Calif.
Rufus Johnson	Tarleton State	DE	Jr.	Dallas Texas
Logan Johnson	Tarleton State	DE	Sr.	Seguin, Texas
Simi Kuli	West Texas A&M	DE	Jr.	Hawthorne, Calif.
Tim McGill	Midwestern State	DE	Sr.	Senolia, Ga.
Thor Woerner	Abilene Christian	ILB	So.	Marble Falls, Texas
Ty Duncan	Midwestern State	ILB	Sr.	Rockwall, Texas
Marcus Sanders	Texas A&M-Kingsville	ILB	Sr.	Houston, Texas
Matt Ellerbrock	Midwestern State	ILB	Jr.	Garland, Texas
Dan Jackson	Tarleton State	OLB	Jr.	Mansfield, Texas
Joey Mendez	Eastern New Mexico	OLB	Jr.	Odessa, Texas
LB Suggs	Abilene Christian	CB	Jr.	Cedar Hill, Texas
Maurice Caldwell	West Texas A&M	CB	Sr.	San Antonio, Texas
Nate Bailey	Abilene Christian	CB	Sr.	Lancaster, Calif.
Nick Jones	Eastern New Mexico	CB	Jr.	Redondo Beach, Calif.
Terrance Preston	Angelo State	CB	Sr.	Bryan, Texas
Alvin Johnson	Angelo State	S	Jr.	Houston, Texas
Jordan Smith	West Texas A&M	S	Jr.	Killeen, Texas
Tyler Maner	Midwestern State	S	So.	Fredericksburg, Texas
Jayson Serda	Eastern New Mexico	S	So.	Albuquerque, NM
Blair Johnson	Tarleton State	S	Jr.	Mesquite Texas
Bernard Griffin	Midwestern State	S	Jr.	Compton, Calif.
Spencer Covey	Abilene Christian	P	Jr.	Fort Worth, Texas
Daniel Allen	Eastern New Mexico	DS	So.	Seminole, Texas



CARDINALS



LONE STAR CONFERENCE RECORD BOOK

TEAM (SINGLE GAME)

RUSHING ATTEMPTS:	96, Texas A&I vs. Angelo State, 1982
RUSHING YARDS:	586, SW Texas vs. Prairie View, 1978
PASSING ATTEMPTS:	95, Eastern New Mexico vs. Southeastern Oklahoma, 2009
PASS COMPLETIONS:	64, Eastern New Mexico vs. Southeastern Oklahoma, 2009
PASSING YARDS:	695, Eastern New Mexico vs. Southeastern Oklahoma, 2009
PASSING TOUCHDOWNS:	7, West Texas St. vs. Texas A&I, 1986; West Texas A&M at Adams State, 2007; East Central vs. Angelo State, 2007; West Texas A&M at Abilene Christian, Nov. 22, 2008; Eastern New Mexico vs Southern Nazarene, Aug 28, 2010
TOTAL PLAYS:	121, Eastern New Mexico vs. Southeastern Oklahoma, 2009
TOTAL YARDS:	810, Abilene Christian vs. West Texas A&M, Nov. 22, 2008
PUNT RETURNS:	12, East Texas State vs. North Texas, 1933
PUNT RETURN YARDS:	224, Angelo State vs. McMurry, 1969
KICK RETURNS:	13, East Texas State vs. Arkansas State, 1987
KICK RET. YARDS:	304, Texas A&M-Kingsville vs. West Texas A&M, 2008
PUNTS:	32, Sam Houston vs. East Texas State, 1946
PUNTING YARDS:	1,203, Sam Houston vs. East Texas State, 1946
PUNTS (both teams):	63, Sam Houston vs. East Texas State, 1946
PUNTING YARDS (both teams):	2,390, Sam Houston vs. East Texas State, 1946
POINTS:	93, Abilene Christian vs. West Texas A&M, Nov. 22, 2008
KICKING POINTS:	21, Eastern New Mexico vs. Southeastern Oklahoma, 2009
TOUCHDOWNS:	13, Abilene Christian vs. West Texas A&M, Nov. 22, 2008
PATS:	11, West Texas A&M vs. N.M. Highlands, 2005; Abilene Christian vs. West Texas A&M, Nov. 22, 2008; West Texas A&M at Southwestern Okla., Sept. 11, 2010
PAT ATTEMPTS:	12, East Texas State vs. Northwestern Okla., 1953; West Texas A&M vs. NM Highlands, 2005
FIELD GOALS:	6, Eastern New Mexico vs. Southeastern Oklahoma, 2009
FIELD GOALS ATTEMPTED:	7, Eastern New Mexico vs. Southeastern Oklahoma, 2009
INTERCEPTIONS:	9, Stephen F. Austin vs. Sam Houston, 1949
INT. RETURN YARDS:	188, Abilene Christian vs. Stephen F. Austin, 1982
ATTENDANCE:	24,837, Lone Star Football Festival, 2011
FEWEST CARRIES ALLOWED:	12, Texas A&I vs. Tarleton, 1970; Texas A&MCommerce vs. West Texas A&M, 2005; Northeastern State vs. West Texas A&M, 2006; Eastern New Mexico vs. Texas A&M-Kingsville, 2011
FEWEST RUSHING YARDS ALLOWED:	Minus-77, McMurry vs. Abilene Christian, 1968
FEWEST TOTAL YARDS ALLOWED:	Minus-38, Tarleton State vs. Baptist Christian, 1974
FEWEST PASS COMPLETIONS ALLOWED:	0, East Texas State vs. Sam Houston, 1946; Sam Houston vs. East Texas State, 1946; Howard Payne vs. East Central, 1959; SouthWest Texas vs. Texas Lutheran, 1965; Howard Payne vs. Texas A&I, 1959; SouthWest Texas vs. Howard Payne, 1965; Stephen F. Austin vs. NW Louisiana, 1971; East Texas State vs. Angelo State, 1971; Texas A&I vs. SouthWest Texas, 1974; Texas A&I vs. Livingston, 1978; Sam Houston vs. Stephen F. Austin, 1980; Texas A&I vs. Howard Payne, 1986; Cameron vs. Central State (Okla.), 1988; Cameron vs. Texas A&I, 1990; East Texas State vs. Henderson, 1993; Eastern New Mexico vs. Texas A&M-Kingsville, 1999; Southwestern Oklahoma vs. Texas A&M Commerce, 2006; Angelo State vs. Eastern New Mexico, 2007; Abilene Christian vs. Eastern New Mexico, 2007; Northeastern State at Eastern New Mexico, 2007
FEWEST PASSING YARDS ALLOWED:	0, All games above and Angelo State vs. Central St. (Okla.), 1973; Southwestern Okla. vs. Okla. Panhandle State, 2001; Midwestern State vs. Western N.M., 2001; Southwestern Oklahoma vs. Texas A&M Commerce, 2006; Angelo State vs. Eastern New Mexico, 2007; Abilene Christian vs. Eastern New Mexico, 2007; Northeastern State at Eastern New Mexico, 2007
FEWEST TOTAL PLAYS ALLOWED:	30, Howard Payne vs. Stephen F. Austin, 1959 TEAM (Season)
RUSHING ATTEMPTS:	689, Texas A&I, 1986
RUSHING YARDS:	4,342, Texas A&I, 1986
RUSHING YARDS PER GAME:	395.2, Texas A&I, 1986
PASSING ATTEMPTS:	749, Eastern New Mexico, 2009
PASS COMPLETIONS:	460, Eastern New Mexico, 2009
PASS COMPLETIONS PER GAME:	41.8, Eastern New Mexico, 2009
PASS COMPLETION PERCENTAGE:	.718 (249-347), Midwestern State, 2009
PASSING YARDS:	5,155, West Texas A&M, 2007

PASSING YARDS PER GAME:	448, Eastern New Mexico, 2009
PASSING TOUCHDOWNS:	51, West Texas A&M, 2007
TOTAL PLAYS:	1,028, Eastern New Mexico, 2009
TOTAL YARDS:	7,082, Abilene Christian, 2007
TOTAL YARDS PER GAME:	569.9, Texas A&I, 1976
POINTS:	639, Abilene Christian, 2007
POINTS PER GAME:	52.3, Abilene Christian, 2008
KICKING POINTS:	128, Abilene Christian, 2010
PUNTS:	92, Stephen F. Austin, 1978
PUNTING YARDS:	3,630, East Texas State, 1986
WINS:	14, Angelo State, 1978; SouthWest Texas, 1982
LONGEST WIN STREAK:	42, Texas A&I, 1973-77
LONGEST UNDEFEATED STREAK:	46, Texas A&I, 1973-77
FEWEST CARRIES ALLOWED:	289, Texas A&M Commerce, 2006
FEWEST RUSHING YARDS ALLOWED:	485, East Texas State, 1952
FEWEST RUSH. YARDS ALLOWED/GAME:	48.5, East Texas St., 1952
FEWEST PASS COMPLETIONS ALLOWED:	35, Sam Houston, 1956
FEWEST PASSING YARDS ALLOWED:	443, Sam Houston, 1956
FEWEST PASS. YARDS ALLOWED/GAME:	49.2, Sam Houston, 1956
FEWEST PLAYS ALLOWED:	427, Lamar, 1958
FEWEST TOTAL YARDS ALLOWED:	1,329, Sam Houston, 1956, 1964
FEWEST TOTAL YARDS ALLOWED/GAME:	147.7, Sam Houston, 1956
FEWEST POINTS ALLOWED:	34, SouthWest Texas, 1948
INTERCEPTIONS:	37, Texas A&I, 1970
TURNOVERS:	52, East Texas State, 1990
TURNOVERS PER GAME:	4.7, East Texas State, 1990



INDIVIDUAL (LONGEST PLAYS)

LONGEST RUN:	99, JT Thompson, Eastern New Mexico vs. East Central, 2007; Keithon Flemming, West Texas A&M vs. Angelo State, 2007
LONGEST PASS:	99, Binky Ford to Frankie Reescano, Sam Houston vs. Howard Payne, 1980; Matt Morris to Casey Cowan, Texas A&M-Commerce vs. Midwestern State, 1997; Taylor Harris to Stephen Burton, West Texas A&M vs. Tarleton State, 2010; Jake Glover to Vernon Johnson, Midwestern State vs. Abilene Christian, 2011
LONGEST PUNT RETURN:	100, Leonard Avery, Texas A&I vs. Slippery Rock, 1976; Marcus Bonner, Texas A&I vs. Northern Arizona, 1980; Justin Parson, Tarleton State vs. Central Oklahoma, 2003
LONGEST KICK RETURN:	100, Johnny Stovall, North Texas vs. Sam Houston, 1936; Bob Sloan, East Texas State vs. Midwestern State, 1950; Marvin Brown, East Texas State vs. Midwestern State, 1951; Gary Berry, East Texas State vs. Sam Houston, 1958; Dwight Harrison, Texas A&I vs. SouthWest Texas, 1967; Wylie Turner, Angelo State vs. Sam Houston, 1976; Joe Ferris, SouthWest Texas vs. Stephen F. Austin, 1980; Steve Parker, Abilene Christian vs. Angelo State, 1982; Rufus Smith, Eastern N.M. vs. Howard Payne, 1985; Darrell Whitaker, Eastern N.M. vs. N.M. Highlands, 1994; Jerome Lee, Angelo State vs. West Texas A&M, 1995; Norman Miller, Texas A&M-Kingsville vs. Portland State, 1995; Cliff Douglas, West Texas A&M vs. Southwestern Okla., 1996; Kareem Larrimore, West Texas A&M vs. Okla. Panhandle St., 1998; Derrick Foster, Texas A&M-Kingsville vs. Angelo St., 1999; Anthony Armstrong, West Texas A&M vs. Eastern N.M., 2003; Corey White, Eastern N.M. vs. Southwestern Okla., 2004; Kyle Fox, Angelo State vs. Western State, 2005; Justin Johnson, Abilene Christian vs. Eastern New Mexico, 2009
LONGEST INTERCEPTION RETURN:	100, Robby Robinett, SouthWest Texas vs. Lamar, 1959; Richey Robertson, Stephen F. Austin vs. East Central, 1966; Byron Shaw, Texas A&I vs. Sul Ross, 1972; James Cross, Angelo St. vs. Sul Ross, 1974; Emmuel Thompson, Texas A&I vs. Central St. (Okla.), 1979; B. Tillman, Harding vs. Northeastern St., 1999; Tonmar Johnson, Eastern N.M. vs. Midwestern St., 1999; Justin Hibler, Eastern N.M. vs. Texas A&M-Kingsville, 2000; Fred Shaw, Central Okla. vs. Tarleton St., 2004; Markell Walker, East Central at Southeastern Okla., 2010; Cory Whitfield, Texas A&M-Commerce at Texas A&M-Kingsville, 2011
LONGEST PUNT:	89, Mark Bounds, West Texas State vs. Central State (Okla.), 1990
LONGEST FIELD GOAL:	69, Ove Johansson, Abilene Christian vs. East Texas State, 1976



INDIVIDUAL (SINGLE GAME)

POINTS SCORED:	42, Bernard Scott, Abilene Christian vs. West Texas A&M, Nov. 22, 2008
TOUCHDOWNS:	7, Bernard Scott, Abilene Christian vs. West Texas A&M, Nov. 22, 2008
POINTS SCORED KICKING:	21, Taylor Cannon, Eastern New Mexico vs. Southeastern Oklahoma, 2009
RUSHING ATTEMPTS:	49, Kenneth Parks, East Texas State vs. Carson-Newman, 1972
RUSHING YARDS:	342, Carlton Booe, Northeastern State vs. Southeastern Oklahoma, 1998
PASSING ATTEMPTS:	94, JJ Harp, Eastern New Mexico vs Southeastern Oklahoma, Sep. 12, 2009
PASS COMPLETIONS:	64, JJ Harp, Eastern New Mexico vs Southeastern Oklahoma, Sep. 12, 2009
PASSING YARDS:	695, JJ Harp, Eastern New Mexico vs Southeastern Oklahoma, Sep. 12, 2009
PASSING TOUCHDOWNS:	7, Keith Null, West Texas A&M at Abilene Christian, Nov. 22, 2008; Wesley Wood, Eastern New Mexico vs Southern Nazarene, Aug 28, 2010
TOTAL PLAYS:	102, JJ Harp, Eastern New Mexico vs Southeastern Oklahoma, Sep. 12, 2009
TOTAL YARDS:	681, JJ Harp, Eastern New Mexico vs Southeastern Oklahoma, Sep. 12, 2009
RECEPTIONS:	15, Alester Givens, Tarleton St. vs. Midwestern St., 2001; Cory Sims, Texas A&M-Commerce vs. Midwestern St., 2002
RECEIVING YARDS:	323, Charly Martin, West Texas A&M at Abilene Christian, Nov. 22, 2008
RECEIVING TOUCHDOWNS:	5, Charly Martin, West Texas A&M at Abilene Christian, Nov. 22, 2008
PUNT RETURNS:	10, Kerry Simien, Texas A&I vs. West Texas A&M, 1988
PUNT RETURN YARDS:	224, Bobby Menchaca, Angelo State vs. McMurry, 1969
KICK RETURNS:	8, Sam Tarrant, East Texas State vs. SouthWest Texas, 1979; Brandon Williams, Midwestern State at Abilene Christian, 2008; Kenzee Jackson, Texas A&M-Commerce at Eastern New Mexico, Sept. 25, 2010; Tommy Hampton, West Texas A&M at Central Missouri, Nov 20, 2010
KICK RETURN YARDS:	218, Kenzee Jackson, Texas A&M-Commerce at Eastern New Mexico, Sept. 25, 2010
ALL-PURPOSE YARDS:	409, Bernard Scott, Abilene Christian at West Texas A&M, Oct. 18, 2008
PUNTS:	32, Jan Jones, Sam Houston vs. East Texas State, 1946
PUNTING YARDS:	1,203, Jan Jones, Sam Houston vs. East Texas State, 1946
INTERCEPTIONS:	5, Alfredo Avila, Sul Ross vs. East Texas State, 1966
INTERCEPTION RETURN YARDS:	122, Atry Beamon, East Texas State vs. East Central, 1972
PATS:	11, Matt Adams, Abilene Christian vs. West Texas A&M, Nov. 22, 2008; Todd Phillips, West Texas A&M at Southwestern Okla., Sept. 11, 2010
PAT ATTEMPTS:	11, Jack Kyle, Sam Houston vs. Brooke Army, 1949 (made 9); Matt Adams, Abilene Christian vs. West Texas A&M, Nov. 22, 2008 (made 11); Todd Phillips, West Texas A&M at Southwestern Okla., Sept. 11, 2010 (made 11)
FIELD GOALS:	6, Taylor Cannon, Eastern New Mexico vs. Southeastern Oklahoma, Sep. 12, 2009
FIELD GOALS ATTEMPTED:	7, Taylor Cannon, Eastern New Mexico vs Southeastern Oklahoma, Sep. 12, 2009





INDIVIDUAL (SEASON)

RUSHING ATTEMPTS:	317, Gerome Castleberry, East Central, 2002
RUSHING YARDS:	2,156, Bernard Scott, Abilene Christian, 2008 (2,165*, Bernard Scott, Abilene Christian, 2007)
RUSHING YARDS PER CARRY:	11.7, Jimmy Pipkin, Midwestern State, 2011
RUSHING YARDS PER GAME:	182.8, Johnny Bailey, Texas A&I, 1986
RUSHING TOUCHDOWNS:	28, Bernard Scott, Abilene Christian, 2008 (35*, Bernard Scott, Abilene Christian, 2007)
MOST 100-YD RUSHING GAMES:	12, Bernard Scott, Abilene Christian, 2008
MOST 200-YD GAMES RUSHING:	5, Johnny Bailey, Texas A&I, 1986
PASSING ATTEMPTS:	647, JJ Harp, Eastern New Mexico 2009
PASS COMPLETIONS:	404, JJ Harp, Eastern New Mexico 2009
PASS COMPLETION PCT.:	.720 (118-164), Rahsaan Bell, Midwestern State, 2007
PASSING YARDS:	5,097, Keith Null, West Texas A&M, 2008
PASSING YARDS/GAME:	437.3, JJ Harp, Eastern New Mexico 2009
PASSING TOUCHDOWNS:	48, Keith Null, West Texas A&M, 2008
PASS COMPLETIONS PER GAME:	40.4, JJ Harp, Eastern New Mexico 2009
MOST 200-YARD GAMES PASSING:	13, Billy Malone, Abilene Christian, 2007; Keith Null, West Texas A&M, 2008
TOTAL PLAYS:	734, JJ Harp, Eastern New Mexico 2009
TOTAL YARDS:	4,976, Keith Null, West Texas A&M, 2008
TOTAL YARDS/GM:	436.7, JJ Harp, Eastern New Mexico 2009
RECEPTIONS:	96, Tyson Williams, West Texas A&M, 2010
RECEIVING YARDS:	1,867, Charly Martin, West Texas A&M, 2008
RECEIVING YARDS PER GAME:	143.6, Charly Martin, West Texas A&M, 2008
RECEIVING TOUCHDOWNS:	22, Charly Martin, West Texas A&M, 2008
PUNT RETURNS:	35, Johnnie Jones, Central Oklahoma, 1998
PUNT RETURN YARDS:	526, Byron Shaw, Texas A&I, 1973
PUNT RETURN AVG.:	22.1, Curtis Guyton, East Texas State, 1965
KICK RETURNS:	36, Jonathan Woodson, Texas A&M-Kingsville, 2011
KICK RETURN YARDS:	975, Jerome Hewitt, Southeastern Oklahoma, 2009
KICK RETURN AVG.:	38.0, David Hurst, East Texas State, 1949
PUNTS:	89, Rick Kinsey, Stephen F. Austin, 1978
PUNTING YARDS:	3,509, Dan Roberson, East Texas State, 1986
PUNTING AVG.:	46.8, Bill Huffman, Sul Ross, 1960
INTERCEPTIONS:	14, Alfredo Avila, Sul Ross, 1966
INT. RETURN YARDS:	318, Autry Beamon, East Texas State, 1972
POINTS:	204, Bernard Scott, Abilene Christian, 2008 (234*, Bernard Scott, Abilene Christian, 2007)
TOUCHDOWNS:	34, Bernard Scott, Abilene Christian, 2008 (39*, Bernard Scott, Abilene Christian, 2007)
PATS:	82, Matt Adams, Abilene Christian, 2007
PAT ATTEMPTS:	86, Matt Adams, Abilene Christian, 2007
CONSECUTIVE PATS:	48, Sergio Castillo Jr., West Texas A&M, 2011
FIELD GOALS:	21, Morgan Lineberry, Abilene Christian, 2010
FIELD GOAL ATTEMPTS:	30, Jared Homer, Northeastern State, 2008; Morgan Lineberry, Abilene Christian, 2010
CONSECUTIVE FIELD GOALS:	15, Paul Williams, Tarleton State, 2005
FIELD GOAL ACCURACY:	100% (15-15) Paul Williams, Tarleton State, 2005
KICKING POINTS:	117, Matt Adams, Abilene Christian, 2008
ALL-PURPOSE YARDS:	2,982, Bernard Scott, Abilene Christian, 2008
INDIVIDUAL (Career)	
RUSHING ATTEMPTS:	885, Johnny Bailey, Texas A&I, 1986-89
RUSHING YARDS:	6,320, Johnny Bailey, Texas A&I, 1986-89
AVG. YARDS PER RUSH:	7.3, Larry Collins, Texas A&I, 1974-77 (8.4*, Bernard Scott, Abilene Christian, 2007-08)
AVG. YARDS PER GAME:	162.1, Johnny Bailey, Texas A&I, 1986-89 (172.8*, Bernard Scott, Abilene Christian, 2007-08)
MOST 100-YARD GAMES:	36, Johnny Bailey, Texas A&I, 1986-89
MOST 200-YARD GAMES:	13, Johnny Bailey, Texas A&I, 1986-89
PASSING ATTEMPTS:	1,320, Billy Malone, Abilene Christian, 2005-08
PASS COMPLETIONS:	818, Billy Malone, Abilene Christian, 2005-08
PASS COMPLETION PCT.:	.675, Keith Null, West Texas A&M, 2005-08

PASSING YARDS:	12,012, Billy Malone, Abilene Christian, 2005-08
PASSING YARDS PER GAME:	305.3, Keith Null, West Texas A&M, 2005-08
PASSING TOUCHDOWNS:	114, Billy Malone, Abilene Christian, 2005-08
TOTAL PLAYS:	1,821, Ned Cox, Angelo State, 1983-86
TOTAL YARDS:	12,080, Billy Malone, Abilene Christian, 2005-08
TOTAL YARDS PER GAME:	298.5, Keith Null, West Texas A&M, 2005-08
RECEPTIONS:	244, Charly Martin, West Texas A&M, 2004-08
RECEIVING YARDS:	4,108, Charly Martin, West Texas A&M, 2004-08
RECEIVING YARDS PER GAME:	97.8, Charly Martin, West Texas A&M, 2004-08
RECEIVING YARDS PER CATCH:	23.2, Romar Crenshaw, Southeastern Oklahoma, 2000-03
RECEIVING TOUCHDOWNS:	45, Charly Martin, West Texas A&M, 2004-08
PUNTING AVERAGE:	43.2, Bill Dement, Angelo State, 1968-71
PUNT RETURN YARDS:	1,212, Larry Pullin, Texas A&I, 1965-68
PUNT RETURN AVG.:	18.5, Curtis Guyton, East Texas State, 1965-66
KICK RETURN YARDS:	1,517, Jerry Clement, Stephen F. Austin, 1962-65
KICK RETURN AVG.:	25.3, Jerry Clement, Stephen F. Austin, 1962-65
INTERCEPTIONS:	36, Alfredo Avila, Sul Ross, 1963-66
INTERCEPTION RETURN YARDS:	535, Autry Beamon, East Texas State, 1971-74
POINTS:	426, Johnny Bailey, Texas A&I, 1986-89 (438*, Bernard Scott, Abilene Christian, 2007-08)
TOUCHDOWNS:	70, Wilbert Montgomery, Abilene Christian, 1973-76; Johnny Bailey, Texas A&I, 1986-89 (73*, Bernard Scott, Abilene Christian, 2007-08)
PATS:	213, Matt Adams, Abilene Christian, 2005-08
PAT ATTEMPTS:	222, Matt Adams, Abilene Christian, 2005-08
CONSECUTIVE PATS:	76, Bryan Thompson, Angelo State, 1987-90
FIELD GOALS:	59, J.W. Boren, Tarleton State, 1999-2002 (att. 83)
FIELD GOAL ATTEMPTS:	84, Billy Watkins, East Texas State, 1990-93
CONSECUTIVE FGs:	24, Paul Williams, Tarleton State, 2004-06
KICKING POINTS:	339, Matt Adams, Abilene Christian, 2005-08
ALL-PURPOSE YARDS:	7,803, Johnny Bailey, Texas A&I, 1986-89

Bold indicates the record was broken last season (2011)

* Record vacated because of NCAA penalties.

(NOTE: Texas A&I became Texas A&M-Kingsville in 1993; West Texas State became West Texas A&M in 1993; and East Texas State became Texas A&M-Commerce in 1996).



LSC ANNUAL SCORING LEADERS

Year	Player	Points
2011	Keidrick Jackson, MSU	114
2010	Josh Birmingham, UCO	126
2009	Fred Winborn, TAMUK	114
2008	Bernard Scott, ACU	204
2007	Bernard Scott, ACU	234*
	Matt Adams, ACU	115
2006	Ulysses Odoms, MSU	96
2005	Kyle Fox, ASU	114
2004	Derek Ross, TSU	134
2003	Larry Williams, TAMUK	114
2002	Larry Williams, TAMUK	108
2001	Romar Crenshaw, SOSU	114
2000	Dominic Rhodes, MSU	108
1999	Carlton Booe, NSU	102
1998	Carlton Booe, NSU	104
1997	Chris Pierson, Harding	78
	Chris Brazzell, ASU	78
	Ryan Logan, UCO	78
1996	Jubarko Gaines, UCO	78
1995	Jason Smith, ETSU	90
1994	Joe Aska, UCO	92
1993	Angel Alvarez, ACU	60
	Glenn Starks, UCO	60
1992	Michael Hightower, ETSU	78
	Billy Watkins, ETSU	78
1991	Billy Watkins, ETSU	83
1990	Billy Watkins, ETSU	76
1989	Johnny Bailey, Texas A&I	96
1988	Heath Sherman, Texas A&I	120
1987	Johnny Bailey, Texas A&I	120
1986	Heath Sherman, Texas A&I	138
1985	Wesley Williams, ASU	114
1984	Neal La Hue, Texas A&I	68
1983	Boo Jones, ACU	68
1982	Ron Jacoby, SWT	72
1981	Donnie Williams, SWT	96
1980	Marcus Bonner, Texas A&I	78
1979	Paul Hood, SFA	104
1978	Jerry Aldridge, ASU	84
1977	Alex Davis, ACU	100
1976	Larry Collins, Texas A&I	82
	Richard Ritchie, Texas A&I	82
1975	Aundra Thompson, ETSU	126
1974	Wilbert Montgomery, ACU	102
1973	Wilbert Montgomery, ACU	188
1972	Kenneth Parks, ETSU	72
1971	Charles Louis, HPU	84
	Bobby Hammer, HPU	84
1970	Willie Dickson, Sul Ross	102
1969	Arthur James, ETSU	86
	George Daskalakes, ETSU	86
1968	Arthur James, ETSU	80
1967	David Morrison, SWT	114

LSC FOOTBALL CHAMPIONSHIPS

Texas A&M-Kingsville	27
Texas A&M-Commerce	20
SouthWest Texas State	9
North Texas State	8
West Texas A&M	4
Sam Houston State	4
Abilene Christian	4
Angelo State	3
Central Oklahoma	2
Northeastern State	2
Sul Ross State	2
Tarleton State	2
Midwestern State	2
Eastern New Mexico	1
Howard Payne	1
Lamar	1
Southeastern Oklahoma	1
Stephen F. Austin	1
1966 David Morrison, SWT	59
1965 Jacob Henry, Sul Ross	72
1964 Joe Bednarski, SWT	48
1963 Rex Turner, SWT	78
1962 Rex Turner, SWT	58
1961 Bobby Jancik, Lamar	62
1960 Sid Blanks, Texas A&I	66
1959 Ronnie Fontenot, Lamar	67
1958 Joe Harbour, ETSU	54
1957 Gary Berry, ETSU	66
1956 Bobby Grisham, Sam Houston	60
1955 Bennie Boles, Sam Houston	60
1954 Bobby Baldwin, Sam Houston	80
1953 Mac Moore, Sam Houston	71
1952 Marvin Brown, ETSU	114
1951 Marvin Brown, ETSU	102
1950 Jack Kyle, Sam Houston	70
1949 Jack Kyle, Sam Houston	58
1948 Gerald Leverman, Trinity	78
1947 Edward Matson, Trinity	73
1941 J.C. Meeks, ETSU	47
1940 Don Hightower, Sam Houston	49

LSC CAREER RUSHING LEADERS

Yards	Player	Years
6,320	Johnny Bailey, Texas A&I	1986-89
4,654	Heath Sherman, Tex. A&I	1985-88
4,511	Larry Collins, Texas A&I	1974-77
4,359	DeWayne Miles, WTAMU	1998-01
4,321*	Bernard Scott, ACU	2007-08
4,285	Arthur James, ETSU	1966-69
4,038	Larry Williams, TAMUK	2001-04
3,884	Michael Benton, ENMU	2004-07
3,747	Aundra Thompson, ETSU	1972-75
3,741	Jerry Austin, ASU	1969-72





LSC ANNUAL RUSHING LEADERS

Year	Player	Yards
2011	Keidrick Jackson, MSU	1,044
2010	Josh Birmingham, UCO	1,250
2009	Fred Winborn, TAMUK	1,295
2008	Bernard Scott, ACU	2,156
2007	Bernard Scott, ACU	2,165*
	Michael Benton, ENMU	1,458
2006	Daniel Polk, MSU	1,199
2005	Derrick Ross, TSU	1,512
2004	Derrick Ross, TSU	1,560
2003	Larry Williams, TAMUK	1,570
2002	Gerome Castleberry, ECU	1,379
2001	Gerome Castleberry, ECU	1,308
2000	DeWayne Miles, WTAMU	1,524
1999	Carlton Booe, NSU	1,370
1998	Reggie Donner, UCO	1,432
1997	Chris Pierson, Harding	1,299
1996	Jubarko Gaines, UCO	1,233
1995	Derrick Johnson, ENMU	1,265
1994	Joe Aska, UCO	1,629
1993	Tyrone Jones, UCO	1,108
1992	Tyrone Jones, UCO	1,075
1991	Landrum Hale, ENMU	1,098
1990	Andre Tucker, ENMU	965
1989	Johnny Bailey, Texas A&I	1,269
1988	Johnny Bailey, Texas A&I	1,442
1987	Johnny Bailey, Texas A&I	1,598
1986	Johnny Bailey, Texas A&I	2,011
1985	Heath Sherman, Texas A&I	1,111
1984	Anthony Thomas, ACU	1,096
1983	Ricky Dirks, ETSU	1,299
1982	Roger Wiley, Sam Houston	1,079
1981	Cary Noiel, ETSU	1,307
1980	Anthony Jonson, ASU	1,003
1979	Paul Hood, SFA	1,332
1978	Jerry Aldridge, ASU	1,493
1977	Mike Richardson, ETSU	1,095
1976	Larry Collins, Texas A&I	1,185
1975	Aundra Thompson, ETSU	1,976
1974	Don Hardeman, Texas A&I	1,355
1973	Craig Powell, ETSU	1,029
1972	Kenneth Parks, ETSU	1,302
1971	Jerry Austin, ASU	1,199
1970	Jerry Austin, ASU	1,263
1969	Arthur James, ETSU	1,334
1968	Arthur James, ETSU	1,538
1967	Arthur James, ETSU	963
1966	Danny Foust, Sul Ross	657
1965	Reece Morrison, SWT	919
1964	A.C. Lex, Sul Ross	657
1963	Jerry Clement, SFA	640
1962	Dee White, SWT	707
1961	Sid Blanks, Texas A&I	609
1960	Sid Blanks, Texas A&I	550
1959	Sam McCord, ETSU	887
1958	Geo. Jackson, Sam Houston	652
1957	Bob Nance, Lamar	658
1956	Bob Grisham, Sam Houston	706
1955	Bennie Boles, Sam Houston	906
1954	Norm Cash, Sul Ross	1,225
1953	Mac Moore, Sam Houston	793
1952	Don Bingham, Sul Ross	1,090
1951	Mac Moore, Sam Houston	1,014
1950	Charles Boyles, Sul Ross	1,036

LSC ANNUAL PASSING LEADERS

Year	Player	Yards
2011	Mitchell Gale, ACU	3,823
2010	Taylor Harris, WTAMU	4,806
2009	JJ Harp, ENMU	4,373
2008	Keith Null, WTAMU	5,097
2007	Keith Null, WTAMU	4,134
2006	Dalton Bell, WTAMU	3,998
2005	Dalton Bell, WTAMU	3,799
2004	Derek Maupin, WTAMU	3,461
2003	Cliff Watkins, TSU	3,547
2002	Pete Darnell, ECU	2,311
2001	Steve Kelly, TSU	3,077
2000	Steve Kelly, TSU	2,782
1999	Luke Cullins, Harding	2,648
1998	Mitch Brown, MSU	2,503
1997	Chad Cole, TSU	2,674
1996	Chad Cole, TSU	2,503
1995	Grady Benton, WTAMU	2,077
1994	Mike Jinks, ASU	1,897
1993	Rex Lamberti, ACU	2,052
1992	Wilbur Odom, ASU	1,799
1991	Bobby Bounds, ETSU	1,825
1990	Bobby Bounds, ETSU	1,905
1989	Mickey Russell, ASU	2,206
1988	Doak Taylor, WTSU	2,379
1987	Royce Slechta, ETSU	2,105
1986	Tod Mayfield, WTSU	3,664
1985	Rex Lamberti, ACU	3,010
1984	Bruno Briones, ETSU	1,839
1983	Kyle Mackey, ETSU	1,960
1982	Loyal Proffitt, ACU	2,243
1981	Loyal Proffitt, ACU	2,306
1980	Wade Wilson, ETSU	1,978
1979	John Mayes, ACU	2,352
1978	John Mayes, ACU	2,535
1977	John Mayes, ACU	2,201
1976	Jim Reese, ACU	2,309
1975	Jim Reese, ACU	2,355
1974	Lynn Leonard, ASU	1,679
1973	Clint Longley, ACU	2,719
1972	Will Cureton, ETSU	1,292
1971	Jim Duncan, SWT	1,442
1970	Jim Dietz, ETSU	2,000
1969	Robert Pearce, SFA	2,104
1968	J.D. McMahon, TSU	2,079
1967	Jesse Perkins, SWT	1,625
1966	Terry Oglesby, Texas A&I	1,262
1965	Luz Pedraza, Sul Ross	1,505
1964	Randy Johnson, Texas A&I	1,414
1963	Don Leineweber, SWT	1,134
1962	Windell Hebert, Lamar	1,112
1961	Windell Hebert, Lamar	1,138
1960	James Williams, ETSU	800
1959	Harold Stephens, SFA	1,265
1958	Dale Byerly, HPU	950
1957	George Parks, Lamar	701
1956	Votto Gaddis, SFA	846
1955	Bobby McBride, SWT	906
1954	Allen Boren, Sam Houston	837
1953	Pence Dacus, SWT	1,654
1952	Don Gottlob, Sam Houston	2,325
1951	James Gray, ETSU	1,186
1950	Charles Lafoon, Sul Ross	959

