

Canisius

MEN'S BASKETBALL



RECORD BOOK 2024-25 SEASON

OPPONENT INFORMATION

vs. CONFERENCES

VS. CURRENT MEMBERS & ALL-TIME VS. CONFERENCES

AMERICA EAST

Albany.....	2-4
Binghamton.....	2-0
Bryant.....	0-0
Maine.....	14-5
New Hampshire.....	12-6
NJIT.....	0-1
UMass Lowell.....	0-0
UMBC.....	2-0
Vermont.....	17-2

AMERICAN

Charlotte.....	1-2
East Carolina.....	1-1
Florida Atlantic.....	0-1
Memphis.....	2-1
North Texas.....	0-0
Rice.....	0-0
South Florida.....	0-0
Temple.....	1-4
Texas San Antonio.....	0-0
Tulane.....	1-1
Tulsa.....	0-0
UAB.....	0-2
Wichita State.....	0-1

ATLANTIC 10

Davidson.....	0-1
Dayton.....	2-18
Duquesne.....	6-10
Fordham.....	8-13
George Mason.....	2-0
George Washington.....	1-3
La Salle.....	9-24
Loyola University Chicago.....	4-4
Massachusetts.....	1-2
Rhode Island.....	2-2
Richmond.....	2-1
St. Bonaventure.....	68-102
Saint Joseph's.....	3-6
Saint Louis.....	1-7
VCU.....	1-2

ATLANTIC COAST

Boston College.....	12-5
California.....	1-0
Clemson.....	0-1
Duke.....	1-4
Florida State.....	1-2
Georgia Tech.....	1-1
Louisville.....	1-3
Miami (Fla.).....	0-1
North Carolina.....	0-1
North Carolina State.....	1-1
Notre Dame.....	4-20
Pittsburgh.....	2-3
SMU.....	1-0
Stanford.....	0-1
Syracuse.....	24-47
Virginia.....	0-1
Virginia Tech.....	0-2
Wake Forest.....	2-3

ATLANTIC SUN

Austin Peay.....	0-0
Bellarmine.....	0-0
Central Arkansas.....	0-0
Eastern Kentucky.....	0-2
Florida Gulf Coast.....	1-1
Jacksonville.....	0-0
Lipscomb.....	0-0
North Alabama.....	0-0
North Florida.....	0-1
Queens.....	0-0
Stetson.....	0-0
West Georgia.....	0-0

BIG 12

Arizona.....	3-1
Arizona State.....	0-2
Baylor.....	1-1
Brigham Young.....	0-3
Cincinnati.....	1-0
Colorado.....	0-1
Houston.....	0-1
Iowa State.....	1-0
Kansas.....	0-2
Kansas State.....	1-1
Oklahoma State.....	0-1
TCU.....	1-1
Texas Tech.....	0-0
UCF.....	1-0
Utah.....	3-6
West Virginia.....	1-7

BIG EAST

Butler.....	0-0
Connecticut.....	2-2
Creighton.....	4-4
DePaul.....	0-3
Georgetown.....	8-8
Marquette.....	1-4
Providence.....	5-20
Seton Hall.....	7-9
St. John's (N.Y.).....	9-10
Villanova.....	9-21
Xavier.....	7-14

BIG SKY

Eastern Washington.....	0-0
Idaho.....	0-0
Idaho State.....	0-0
Montana.....	0-0
Montana State.....	0-1
Northern Arizona.....	0-0
Northern Colorado.....	0-0
Portland State.....	0-0
Sacramento State.....	0-0
Weber State.....	0-0

BIG SOUTH

Charleston Southern.....	0-0
Gardner-Webb.....	0-0
High Point.....	0-1

Longwood.....	2-0
Presbyterian.....	0-0
Radford.....	0-0
UNC Asheville.....	0-0
USC Upstate.....	0-0
Winthrop.....	0-0

BIG TEN

Illinois.....	0-0
Indiana.....	0-1
Iowa.....	0-0
Maryland.....	0-7
Michigan.....	0-0
Michigan State.....	0-4
Minnesota.....	1-0
Nebraska.....	1-1
Northwestern.....	0-0
Ohio State.....	0-0
Oregon.....	1-2
Penn State.....	0-3
Purdue.....	0-0
Rutgers.....	0-1
UCLA.....	0-0
USC.....	0-4
Washington.....	0-0
Wisconsin.....	1-1

BIG WEST

Cal State Bakersfield.....	0-0
Cal Poly.....	0-0
Cal State Fullerton.....	0-0
Cal State Northridge.....	0-1
Hawaii.....	1-0
Long Beach State.....	0-1
UC Davis.....	0-0
UC Irvine.....	0-0
UC Riverside.....	0-0
UC San Diego.....	0-1
UC Santa Barbara.....	0-0

COLONIAL ATHLETIC

Campbell.....	0-0
Charleston.....	0-2
Delaware.....	0-1
Drexel.....	0-0
Elon.....	4-0
Hampton.....	0-0
Hofstra.....	0-5
Monmouth.....	6-14
North Carolina A&T.....	0-0
Northeastern.....	6-11
Stony Brook.....	1-1
Towson.....	0-0
UNC Wilmington.....	0-0
William & Mary.....	0-0

CONFERENCE USA

Florida International.....	2-1
Jacksonville State.....	0-1
Kennesaw State.....	0-0
Liberty.....	2-1
Louisiana Tech.....	0-0

Middle Tennessee.....	0-0
New Mexico State.....	0-0
Sam Houston.....	0-0
UTEP.....	0-0
Western Kentucky.....	2-5

HORIZON LEAGUE

Cleveland State.....	1-5
Detroit.....	14-17
Green Bay.....	0-1
IUPUI.....	0-0
Milwaukee.....	1-0
Northern Kentucky.....	0-1
Oakland.....	0-0
Purdue Fort Wayne.....	0-0
Robert Morris.....	4-6
Wright State.....	0-0
Youngstown State.....	6-1

IVY LEAGUE

Brown.....	5-3
Columbia.....	1-2
Cornell.....	18-26
Dartmouth.....	4-4
Harvard.....	0-0
Pennsylvania.....	1-0
Princeton.....	1-1
Yale.....	1-0

METRO ATLANTIC ATHLETIC

Fairfield.....	40-55
Iona.....	34-48
Manhattan.....	43-57
Marist.....	35-23
Merrimack.....	0-0
Mount St. Mary's.....	2-4
Niagara.....	85-106
Quinnipiac.....	14-8
Rider.....	16-41
Sacred Heart.....	0-0
Saint Peter's.....	50-39
Siena.....	53-57

MID-AMERICAN

Akron.....	3-3
Ball State.....	0-0
Bowling Green.....	6-10
Buffalo.....	33-20
Central Michigan.....	0-0
Eastern Michigan.....	1-2
Kent State.....	2-2
Miami (Ohio).....	3-0
Northern Illinois.....	0-0
Ohio.....	2-1
Toledo.....	1-4
Western Michigan.....	3-1

OPPONENT INFORMATION



MID-EASTERN ATHLETIC

Coppin State	1-0
Delaware State	0-0
Howard.....	3-1
Maryland-Eastern Shore	0-0
Morgan State	2-0
Norfolk State	0-0
North Carolina Central	0-0
South Carolina State	0-0

MISSOURI VALLEY

Belmont	0-0
Bradley	1-2
Drake.....	0-4
Evansville.....	0-2
UIC	1-0
Illinois State	0-0
Indiana State	0-0
Missouri State	0-0
Murray State.....	5-2
Northern Iowa	0-0
Southern Illinois.....	0-0
Valparaiso.....	1-1

MOUNTAIN WEST

Air Force.....	0-1
Boise State	0-0
Colorado State.....	0-0
Fresno State.....	0-0
Nevada	0-0
New Mexico.....	0-0
San Diego State.....	0-0
San Jose State.....	0-0
UNLV.....	0-2
Utah State	0-0
Wyoming.....	1-1

NORTHEAST

Central Connecticut State.....	0-0
Chicago State	0-0
Fairleigh Dickinson	0-2
Le Moyne.....	2-1
Long Island	6-17
Mercyhurst	3-0
Saint Francis University	19-9
Stonehill	0-0
Wagner	0-0

OHIO VALLEY

Arkansas-Little Rock	0-0
Eastern Illinois.....	0-0
Lindenwood	0-0
Morehead State	2-3
Southeast Missouri	0-0
Southern Indiana	0-0
SIU-Edwardsville	0-0
Tennessee State	0-3
Tennessee Tech	0-1
UT Martin.....	0-1
Western Illinois.....	0-1

PATRIOT LEAGUE

American	0-0
Army.....	2-2
Boston University.....	11-14
Bucknell	8-0
Colgate	29-9
Holy Cross	7-14
Lafayette.....	2-0
Lehigh.....	3-0
Loyola (Md.).....	35-23
Navy	1-1

SOUTHEASTERN

Alabama.....	1-0
Arkansas.....	1-0
Auburn	0-0
Florida.....	0-0
Georgia.....	0-0
Kentucky.....	0-3
LSU.....	2-0
Mississippi.....	0-0
Mississippi State.....	0-0
Missouri.....	0-1
Oklahoma.....	0-1
South Carolina.....	1-2
Tennessee.....	0-0
Texas.....	1-1
Texas A&M.....	0-1
Vanderbilt.....	0-0

SOUTHERN

Chattanooga	1-0
The Citadel	0-1
East Tennessee State	0-0
Furman.....	0-0
Mercer.....	1-0
UNC Greensboro	0-0
Samford	0-1
VMI.....	0-1
Western Carolina	0-0
Wofford	1-0

SOUTHLAND

Houston Christian	0-0
Incarnate Word	0-0
Lamar	2-0
McNeese State	0-0
New Orleans	2-1
Nicholls State	1-0
Northwestern State	1-1
Southeastern Louisiana	0-0
Texas A&M Commerce	0-0
Texas A&M Corpus Christi	0-0
UTRGV	0-0
Navy	0-0

SOUTHWESTERN ATHLETIC

Alabama A&M.....	0-0
Alabama State	0-0
Alcorn State.....	1-1
Arkansas-Pine Bluff.....	1-0
Bethune-Cookman	1-1
Florida A&M.....	0-0
Grambling State.....	0-0
Jackson State	0-0
Mississippi Valley State.....	0-0
Prairie View A&M	0-0
Southern.....	0-0
Texas Southern.....	1-0

SUMMIT LEAGUE

Denver	0-0
North Dakota	0-0
North Dakota State.....	0-0
Omaha.....	0-0
Oral Roberts	0-1
St. Thomas (Minn.)	0-0
South Dakota	3-1
South Dakota State.....	0-0
UMKC	1-1

SUN BELT

Appalachian State	0-0
Arkansas State	0-1
Coastal Carolina	1-1
Georgia Southern	1-0
Georgia State	1-0
James Madison.....	1-1
Louisiana-Lafayette	0-1
Louisiana-Monroe	1-0
Marshall.....	1-3
Old Dominion	0-0
South Alabama	0-0
Southern Miss.....	1-0
Texas State	1-0
Troy	0-0

WEST COAST

Gonzaga.....	1-1
Loyola Marymount	0-0
Oregon State.....	2-2
Pacific.....	2-1
Pepperdine	0-0
Portland	1-1
Saint Mary's (Calif.)	0-1
San Diego	0-0
San Francisco	1-1
Santa Clara	0-0
Washington State.....	1-4

WESTERN ATHLETIC

Abilene Christian	0-0
California Baptist	0-0
Grand Canyon	0-0
Seattle.....	0-0
Southern Utah.....	0-0
Stephen F. Austin.....	0-0
Tarleton State	0-0
UT-Arlington.....	0-0
Utah Tech	0-0
Utah Valley	0-0

OPPONENT INFORMATION

vs. OPPONENTS ALL-TIME RECORDS (NCAA DIVISION I, II, III SCHOOLS)

School	Start	W-L	School	Start	W-L	School	Start	W-L	School	Start	W-L
Air Force	2017-18	0-1	Duquesne	1914-15	6-10	Marshall	1973-74	1-3	Siena	1940-41	53-57
Akron	1942-43	2-4	D'Youville	2023-24	1-0	Maryland	1971-72	0-7	SMU	1950-51	1-0
Alabama	1956-57	1-0	East Carolina	1981-82	1-1	Massachusetts	1960-61	1-2	South Carolina	1962-63	1-2
Alaska Anchorage	2003-04	0-1	East Stroudsburg	1929-30	0-1	Mercer	2019-20	1-0	South Dakota	2010-11	2-1
Albany	2007-08	2-4	Eastern Kentucky	1968-69	0-2	Metro State	2013-14	0-1	Southern California	1941-42	0-4
Albion	1945-46	2-0	Eastern Michigan	2004-05	1-2	M.I.T.	1910-11	0-1	Southern Miss	2009-10	1-0
Alcorn St.	1979-80	1-1	Edinboro	1929-30	3-0	Memphis	1962-63	2-1	St. Bonaventure	1919-20	68-102
Alfred	1916-17	8-1	Elmira	1989-90	3-0	Mercyhurst	1979-80	3-0	St. Francis Brooklyn	1948-49	7-5
Arizona	1947-48	3-1	Elon	2012-13	4-0	Miami (Fla.)	2021-22	0-1	St. Francis (PA)	1914-15	19-9
Arizona St.	1962-63	0-2	Evansville	2012-13	0-2	Miami (Ohio)	1943-44	3-0	St. John's	1921-22	9-10
Arkansas	1948-49	1-0	Fairfield	1962-63	40-55	Michigan St.	1975-76	0-4	St. John Fisher	1978-79	1-0
Ark. Pine Bluff	2017-18	1-0	Fairleigh Dickinson	2005-06	0-2	Minnesota	1956-57	1-0	St. Michael's (VT)	1975-76	3-0
Arkansas St.	1997-98	1-0	Florida Atlantic	2019-20	0-1	Missouri	1991-92	0-1	St. Lawrence	1908-09	4-3
Army	1963-64	2-2	FGCU	2021-22	1-0	Monmouth	2013-14	6-14	Stanford	1936-37	0-1
Ashland	1929-30	1-0	Florida International	2000-01	2-1	Montana St.	1998-99	0-1	Stony Brook	2012-13	1-1
Assumption	1935-36	5-2	Florida St.	1973-74	1-2	Morehead St.	1964-65	2-3	Syracuse	1944-45	24-47
Baldwin-Wallace	1941-42	3-0	Fordham	1933-34	8-13	Morgan St.	2001-02	2-0	Temple	1943-44	1-4
Baylor	1945-46	1-1	Fredonia	1933-34	10-0	Mt. St. Mary's	1933-34	2-4	Tennessee Martin	2016-17	0-1
Bethany	1921-22	1-0	Gannon	1944-45	17-0	Murray St.	1964-65	5-2	Tennessee St.	1963-64	0-3
Bethune Cookman	2001-02	1-1	Geneseo	1977-78	1-0	Navy	2007-08	1-1	Tennessee Tech	1965-66	0-1
Binghamton	2010-11	2-0	George Mason	1992-93	2-0	Nebraska	1936-37	1-1	Texas	1946-47	1-1
Boston College	1948-49	12-5	George Washington	1968-69	1-3	New Hampshire	1975-76	12-6	Texas A&M	1950-51	0-1
Boston University	1981-82	11-14	Georgetown	1922-23	8-8	New Orleans	1982-83	2-1	TCU	1944-45	1-1
Bowling Green	1955-56	6-10	Georgia Southern	1994-95	1-0	New York Univ.	1945-46	1-1	Texas Southern	1997-98	1-0
Bradley	1955-56	1-2	Georgia State	2013-14	1-0	NJIT	2014-15	0-1	Texas State	2017-18	1-0
Brigham Young	1942-43	0-3	Georgia Tech	1954-55	1-1	Niagara	1905-06	85-106	Thiel	1919-20	2-1
Brockport	1932-33	5-1	Gonzaga	1993-94	1-1	Nicholls	2015-16	1-0	Tiffin	1948-49	2-0
Brooklyn	1982-83	1-0	Grove City	1931-32	1-0	North Carolina	1956-57	0-1	Toledo	1947-48	1-4
Brown	1959-60	5-3	Hartford	1984-85	7-5	North Carolina St.	1948-49	1-1	Tulane	1992-93	1-1
Bucknell	1916-17	8-0	Hawaii	1946-47	1-0	Northern Kentucky	2021-22	0-1	UAB	1999-00	0-2
Buffalo	1912-13	33-20	Hawaii-Hilo	1991-92	1-0	Northeastern	1981-82	6-11	ULM	2015-16	1-0
Buffalo St.	1926-27	20-3	Hobart	1909-10	2-0	North Florida	2009-10	0-1	Utah	1944-45	3-6
Catholic	1967-68	6-3	Hofstra	1975-76	0-4	Northwestern St.	2010-11	1-1	Utica	1981-82	2-1
CCNY	1940-41	5-4	High Point	2023-24	0-1	Notre Dame	1936-37	4-20	Valparaiso	1995-96	1-1
California	1949-50	1-0	Holy Cross	1946-47	6-14	Ohio	1961-62	2-1	Vermont	1981-82	17-2
Cal Northridge	1990-91	0-1	Houston	1957-58	0-1	Oklahoma	1946-47	0-1	Villanova	1925-26	9-21
Central Florida	1996-97	1-0	Howard	2003-04	3-1	Oklahoma St.	1943-44	0-1	Virginia	1964-65	0-1
Charlotte	1973-74	1-2	Indiana	1999-00	0-1	Oral Roberts	1974-75	0-1	VCU	1972-73	1-2
Chattanooga	1996-97	1-0	Iona	1954-55	34-48	Oregon	1938-39	1-2	Virginia Tech	1977-78	0-2
Cincinnati	1994-95	1-0	Iowa State	1948-49	1-0	Oregon St.	1946-47	2-2	VMI	2013-14	0-1
The Citadel	1977-78	0-1	Jacksonville St.	2017-18	0-1	Oswego	1945-46	3-0	Wake Forest	1971-72	2-3
Clarion	1985-86	1-0	James Madison	2009-10	1-1	Pacific	1958-59	2-1	Washington (MO)	1955-56	0-1
Clarkson	1919-20	3-0	John Carroll	1914-15	10-4	Pennsylvania	1994-95	1-0	Washington St.	1944-45	1-4
Clemson	1977-78	0-1	Kansas	1957-58	0-2	Penn St.	1994-95	0-3	Wayne St.	1956-57	7-0
Cleveland St.	1971-72	1-5	Kansas St.	1947-48	1-1	Pittsburgh	1959-60	2-3	Waynesburg	1927-28	1-0
Coastal Carolina	2006-07	1-1	Kent St.	1972-73	2-2	Portland	1964-65	1-1	West Texas A&M	1942-43	1-0
Coast Guard	1929-30	2-1	Kentucky	1997-98	0-3	Princeton	1960-61	1-1	West Virginia	1945-46	1-7
Colgate	1936-37	29-9	Lamar	2010-11	2-0	Providence	1960-61	5-20	Western Illinois	1991-92	0-1
College of Charleston	2003-04	0-2	La Salle	1940-41	9-24	Quinnipiac	2013-14	14-8	Western Kentucky	1943-44	1-5
Colorado	1945-46	0-1	Lafayette	1955-56	2-0	Rochester	1906-07	5-0	Western Michigan	1980-81	3-1
Columbia	1953-54	1-2	Lehigh	1990-91	3-0	R.I.T.	1923-24	7-0	Westminster	1920-21	1-0
Connecticut	1959-60	2-2	Le Moyne	1951-52	2-1	Rhode Island	1944-45	1-1	Wichita St.	1953-54	0-1
Coppin State	201-22	1-0	Liberty	1989-90	2-1	Rhode Island	1969-70	2-2	William Paterson	1947-48	1-0
Cornell	1914-15	18-27	Long Island	1935-36	6-17	Richmond	1955-56	2-1	Williams	1954-55	1-0
Cortland	1928-29	6-2	Longwood	2011-12	2-0	Rider	1929-30	16-41	Wisconsin	1959-60	1-1
Creighton	1953-54	4-4	Long Beach St.	1973-74	0-1	Robert Morris	1980-81	4-6	Wofford	2023-24	1-0
Dartmouth	1937-38	4-4	Louisiana Lafayette	2001-02	0-1	Rutgers	2013-14	0-1	UIC	2019-20	1-0
Davidson	1978-79	0-1	LSU	1946-47	2-0	Saint Joseph's	1941-42	3-6	UMBC	2011-12	2-0
Davis & Elkins	1927-28	0-1	Louisville	1953-54	1-3	Saint Louis	1948-49	1-7	UMKC	2011-12	1-1
Dayton	1952-53	2-18	Loyola (Chicago)	1958-59	4-4	Saint Mary's (CA)	1952-53	0-1	UNLV	2001-12	0-2
Delaware	1999-00	0-1	Loyola (MD)	1954-55	35-23	Saint Peter's	1931-32	50-38	UW Green Bay	1994-95	0-1
DePaul	1957-58	0-3	Maine	1977-78	14-5	Salem International	1927-28	0-1	UW Milwaukee	2000-01	1-0
Detroit	1911-12	14-17	Manhattan	1910-11	42-57	Samford	2016-17	0-1	Wooster	1943-44	1-0
District of Columbia	1989-90	1-0	Mansfield	1985-86	1-0	San Diego	1990-91	0-1	Wyoming	1941-42	1-1
Drake	1959-60	0-4	Marietta	1933-34	1-0	San Francisco	1961-62	1-1	Xavier	1954-55	7-14
Duke	1950-51	1-4	Marist	1997-98	35-23	Scranton	1924-25	33-15	Yale	1954-55	1-0
			Marquette	1937-38	1-4	Seton Hall	1929-30	7-9	Youngstown St.	1940-41	6-1

INDIVIDUAL RECORDS

SCORING

Game: 55 by Larry Fogle vs. Saint Peter's, 2-9-74

Season: 835 by Larry Fogle, 1973-74

Season Average: 33.4 by Larry Fogle, 1973-74

Career: 2,226 by Ray Hall, 1981-85

Career Average: 29.8 by Larry Fogle, 1973-75

Freshman Season: 454 by Ray Hall, 1981-82

Sophomore Season: 835 by Larry Fogle, 1973-74

Junior Season: 587 by Ray Hall, 1983-84

Senior Season: 821 by Billy Baron, 2013-14

FIELD GOALS MADE

Game: 20 by Larry Fogle vs. Saint Peter's, 2-9-74

Season: 326 by Larry Fogle, 1973-74

Career: 812 by Ray Hall, 1981-85

FIELD GOALS ATTEMPTED

Game: 37 by Larry Fogle vs. Niagara, 1-12-74

Season: 602 by Larry Fogle, 1973-74

Career: 1,646 by Ray Hall, 1981-85

FIELD GOAL PERCENTAGE

Game (min. 10 att): 92.9% (13-14) by Robert Turner vs. Vermont, 3-5-84

Season: 63.2% (153-242) by Mike Smrek, 1983-84

Career: 57.8% (398-688) by Mike Smrek, 1981-85

3-POINT FIELD GOALS MADE

Game: 10 by Siem Uijtendaal vs. Fredonia, 11-20-22

Season: 107 by Billy Baron, 2013-14

Career: 264 by Toby Foster, 1999-2004

3-POINT FIELD GOALS ATTEMPTED

Game: 17 by Zach Lewis vs. Monmouth, 1-2-15

Season: 257 by Alshwan Hymes, 2011-12

Career: 655 by Alshwan Hymes, 2009-13

3-POINT FIELD GOAL PERCENTAGE

Game (min. 5 att): 90.0% (9-10) by Kassius Robertson vs. Marist, 1-14-17

Season: 53.2% (33-62) by Brian Smith, 1986-87

Career: 51.0% (102-200) by Brian Smith, 1984-88

FREE THROWS MADE

Game: 23 by Larry Fogle vs. George Washington, 12-28-73

Season: 236 by Hank Nowak, 1956-57


Career: 602 by Ray Hall, 1981-85

FREE THROWS ATTEMPTED

Game: 26 by Larry Fogle vs. George Washington, 12-28-73

Season: 356 by Hank Nowak, 1956-57

Career: 833 by Hank Nowak, 1954-57



LARRY FOGLE

FREE THROW PERCENTAGE

Game (min. 12 made): 100% (14-14) by Phil Seymour vs. Dayton, 2-27-82

Season: 90.2% (115-125) by Brian Dux, 2002-03

Career: 85.9% (360-419) by Billy Baron, 2012-14

REBOUNDS

Game: 26 by Larry Fogle vs. Catholic, 12-8-73

Season: 369 by Herm Hedderick, 1951-52

Season Average: 15.4 by Herm Hedderick, 1951-52

Career: 880 by Hank Nowak, 1954-57

Career Average: 12.1 by Larry Fogle, 1973-75

Freshman Season: 181 by Josiah Heath, 2011-12

Sophomore Season: 351 by Larry Fogle, 1973-74

Junior Season: 361 by Frank Mitchell, 2023-24

Senior Season: 369 by Herm Hedderick, 1951-52

OFFENSIVE REBOUNDS

Game: 12 by Greg Logins at Howard, 12-1-08

Season: 127 by Frank Mitchell, 2023-24

Career: 357 by Micheal Meeks, 1992-96

ASSISTS

Game: 15 by Jim Schofield vs. Saint Peter's, 2-9-74

Season: 215 by Duke Richardson, 1978-79

Season Average: 8.3 by Duke Richardson, 1978-79

Career: 644 by Malik Johnson, 2016-20

Career Average: 7.0 by Duke Richardson, 1978-80

Freshman Season: 215 by Duke Richardson, 1978-79

Sophomore Season: 161 by Javone Moore, 1994-95

Junior Season: 171 by Billy Baron, 2012-13

Senior Season: 189 by Malik Johnson, 2019-20

STEALS

Game: 9 by Harry Seymour vs. Vermont, 1-28-91

Season: 79 by Dana Johnson, 1992-93

Season Average: 3.0 by Dana Johnson, 1992-93

Career: 219 by Ray Hall, 1981-85

Career Average: 2.0 by Phil Seymore, 1980-82

Freshman Season: 53 by Phil Seymore, 1980-81;

53 by Ray Hall, 1981-82

Sophomore Season: 73 by Isaiah Reese, 2017-18

Junior Season: 79 by Dana Johnson, 1992-93

Senior Season: 73 by Craig Wise, 1994-95

BLOCKED SHOTS

Game: 9 by Jordan Heath vs. Rider, 1-10-14

Season: 100 by Mike Brown, 1987-88

Career: 273 by T. Vazquez-Simmons, 2007-11

Freshman Season: 84 by T. Vazquez-Simmons, 2007-08

Sophomore Season: 53 by T. Vazquez-Simmons, 2007-08

Junior Season: 74 by T. Vazquez-Simmons, 2007-08

Senior Season: 100 by Mike Brown, 1987-88

INDIVIDUAL RECORDS

GAMES PLAYED

Season: 35 by Darrell Barley, Ryan Collins, Micheal Meeks, Javone Moore and Craig Wise, 1994-95
 Career: 131 by Josiah Heath, 2011-15; 131 by Malik Johnson, 2016-20

GAMES STARTED

Season: 35 by Darrell Barley, Micheal Meeks, Javone Moore and Craig Wise, 1994-95
 Career: 131 by Malik Johnson, 2016-20
 Freshman Season: 34 by Malik Johnson, 2016-17
 Sophomore Season: 33 by Zach Lewis, 2014-15; 33 by Malik Johnson, 2017-18; 33 by Isaiah Reese, 2017-18
 Junior Season: 35 by Darrell Barley, 1994-95; 35 by Micheal Meeks, 1994-95
 Senior Season: 35 by Craig Wise, 1994-95

MINUTES PLAYED

Game: 55 by Billy Baron at Siena (3OT), 2-16-14
 Season: 1,325 by Billy Baron, 2013-14
 Season Average: 39.0 by Billy Baron, 2013-14
 Career: 4,567 by Frank Turner, 2006-10
 Career Average: 36.8 by Billy Baron, 2012-14
 Freshman Season: 1,120 by Frank Turner, 2006-07
 Sophomore Season: 1,121 by Kassius Robertson, 2015-16
 Junior Season: 1,200 by Darrell Barley, 1994-95
 Senior Season: 1,325 by Billy Baron, 2013-14

MULTI-FACETED ACHIEVEMENTS

2,000 Points-500 Rebounds - Career

Total Players: 1

Player	Years	Points	Rebounds
Ray Hall	1981-85	2,226	615

1,000 Points-500 Rebounds - Career

Total Players: 21

Player	Years	Points	Rebounds
Ray Hall	1981-85	2,226	615
Micheal Meeks	1992-96	1,827	838
Craig Wise	1991-95	1,799	784
Frank Turner	2006-10	1,769	574
Bill O'Connor	1960-63	1,630	736
Darrell Barley	1992-96	1,587	692
Hank Nowak	1954-57	1,449	880
Darren Fenn	1997-01	1,414	852
Brian Smith	1984-88	1,349	559
Darnell Wilson	2003-07	1,331	722
Ed Book	1988-92	1,317	618
Larry Fogle	1973-75	1,309	534
Greg Logins	2007-11	1,269	758
Ron Peaks	1977-79	1,207	515
Toby Foster	1999-04	1,140	588
Malik Johnson	2016-20	1,098	520
Chuck Harris	2003-07	1,090	555
Tony Masiello	1966-69	1,069	634
Mike Macaluso	1970-73	1,063	585
Elton Frazier	2007-11	1,023	586
Tom Chester	1960-63	1,017	695

1,000 Points-300 Assists - Career

Total Players: 9

Player	Years	Points	Assists
Craig Wise	1991-95	1,799	353
Frank Turner	2006-10	1,769	616
Kevin Downey	2002-06	1,583	404
Billy Baron	2012-14	1,405	351
Brian Smith	1984-88	1,349	305
Brian Dux	1999-03	1,239	508
Malik Johnson	2016-20	1,098	644
Chuck Harris	2003-07	1,090	312
Isaiah Reese	2016-19	1,033	340

1,000 PTS-400 REBS-250 AST - CAREER

Total Players: 9

Player	Points	Rebounds	Assists
Larry Fogle	2,226	615	284
Craig Wise	1,799	784	353
Frank Turner	1,769	574	616
Kevin Downey	1,583	494	404
Brian Smith	1,349	559	305
Frank Turner	1,251	513	434
Malik Johnson	1,098	520	644
Chuck Harris	1,090	555	312
Isaiah Reese	1,033	433	340

500 PTS-250 REBS - SEASON

Total Players: 5

Player	Season	Points	Rebounds
Larry Fogle	1973-74	835	351
Darren Fenn	1999-00	528	315
Hank Nowak	1956-57	564	300
Ron Peaks	1977-78	586	280
Craig Wise	1994-95	573	256

115-GAMES STARTED - CAREER

Total Players: 5

Player	Years	Starts
Malik Johnson	2016-20	131
Micheal Meeks	1992-96	118
Frank Turner	2006-10	117
Kevin Downey	2002-06	116
Ray Hall	1981-85	115



CANISIUS vs. No. 1 DUKE in the AUD - Dec. 7, 1991

TOP SCORERS

1,000 Point Club

Ray Hall (1981-85)	2,226
Micheal Meeks (1992-96)	1,827
Craig Wise (1991-95)	1,799
Frank Turner (2006-10)	1,769
Bill O'Connor (1960-63)	1,630
Darrell Barley (1992-96)	1,587
Jermaine Crumpton (2014-18)	1,587
Kevin Downey (2002-06)	1,583
Hank Nowak (1954-57)	1,449
Robert Turner (1980-84)	1,415
Darren Fenn (1997-01)	1,414
Billy Baron (2012-14)	1,405
Phil Valenti (2013-17)	1,353
Brian Smith (1984-88)	1,349
Darnell Wilson (2003-07)	1,331
Ed Book (1988-92)	1,317
Larry Fogle (1973-75)	1,309
Greg Logins (2007-11)	1,269
Brian Dux (1999-03)	1,239
Kassius Robertson (2014-17)	1,236
John Morrison (1964-67)	1,213
Julius Coles (2007-11)	1,212
Ron Peaks (1977-79)	1,207
Jordan Henderson (2018-23)	1,203
John McCarthy (1953-56)	1,160
Andy Anderson (1964-67)	1,156
Toby Foster (1999-03)	1,140
Leroy Chollet (1946-49)	1,116
Malik Johnson (2016-20)	1,098
Chuck Harris (2003-07)	1,090
Kevin Thompson (1994-98)	1,083
Tony Masiello (1966-69)	1,069
Mike Macaluso (1970-73)	1,063
Hodari Mallory (1999-03)	1,062
Alshwan Hymes (2009-13)	1,047
Isaiah Reese (2016-19)	1,033
Elton Frazier (2007-11)	1,023
Tom Chester (1960-63)	1,017
Jamie Cammaert (1995-99)	1,016
DeWitt Doss (2000-05)	1,001

TOP SINGLE GAME

55 by Larry Fogle vs. Saint Peter's, 2-9-74
51 by Larry Fogle vs. George Washington, 12-28-73
46 by Andy Anderson at La Salle, 2-22-67
43 by Larry Fogle vs. Scranton, 12-22-73
42 by Larry Fogle vs. Villanova, 1-5-74
42 by Larry Fogle vs. VCU, 12-15-73
42 by Larry O'Connor vs. John Carroll, 2-7-53
41 by Larry Fogle at Niagara (OT), 1-12-74
41 by Larry Fogle at Boston College, 12-4-73
41 by Andy Anderson vs. Murray State, 12-3-66
41 by Bill O'Connor vs. South Carolina, 12-27-62
40 by Billy Baron at Siena (3OT), 2-16-14
40 by Ron Peaks at Niagara, 12-9-78
39 by Craig Prosser vs. Siena, 2-3-76
39 by Larry Fogle at Florida State, 2-6-74
39 by Kenny Kee vs. Villanova, 1-5-74
39 by Frank Swiatek vs. St. John's, 2-27-65
39 by Bill O'Connor vs. Creighton, 1-28-61

TOP HOME SCORERS


55 by Larry Fogle vs. Saint Peter's, 2-9-74
51 by Larry Fogle vs. George Washington, 12-28-73
43 by Larry Fogle vs. Scranton, 12-22-73
42 by Larry Fogle vs. Villanova, 1-5-74
42 by Larry Fogle vs. VCU, 12-15-73
42 by Larry O'Connor vs. John Carroll, 2-7-53
41 by Andy Anderson vs. Murray State, 12-3-66
41 by Bill O'Connor vs. South Carolina, 12-27-62
39 by Kenny Kee vs. Villanova, 1-5-74
39 by Frank Swiatek vs. St. John's, 2-27-65
39 by Bill O'Connor vs. Creighton, 1-28-61

TOP AWAY SCORERS

46 by Andy Anderson at La Salle, 2-22-67
41 by Larry Fogle at Niagara (OT), 1-12-74
41 by Larry Fogle at Boston College, 12-4-73
40 by Billy Baron at Siena (3OT), 2-16-14
40 by Ron Peaks at Niagara, 12-9-78
39 by Craig Prosser vs. Siena, 2-3-76
39 by Larry Fogle at Florida State, 2-6-74
36 by Larry Fogle at Villanova, 2-19-75
35 by Larry Fogle at Siena, 2-17-75
35 by Larry Fogle at Xavier, 1-30-74
34 by Billy Baron at Niagara, 2-14-14
34 by Ray Hall at Cornell, 1-9-85
33 by Malcolm McMillan at Hofstra, 11-13-15
33 by Billy Baron at Notre Dame (OT), 12-29-13
33 by Billy Baron at Niagara, 2-10-13
32 by Jermaine Crumpton at Fairfield, 1-10-17
32 by Larry Fogle at South Carolina, 2-26-75
31 by Jermaine Crumpton at Buffalo (KBC), 12-17-16
31 by Billy Baron at Holy Cross, 12-16-13
31 by Ray Hall at St. Bonaventure, 12-10-83
31 by Larry Fogle at Oral Roberts, 2-5-75

TOP KAC SCORERS

39 by Craig Prosser vs. Siena, 2-3-76
38 by Billy Baron vs. Marist, 1-26-14
38 by Billy Baron vs. Rider (2OT), 1-10-14
37 by Ray Hall vs. Mercyhurst, 12-1-84
34 by Ray Hall vs. Maine (2OT), 2-11-84
32 by Corey Herring vs. Fairfield, 1-29-06
32 by Jermaine Crumpton vs. Niagara, 1-27-18
31 by Billy Baron vs. Niagara, 1-22-14
31 by Billy Baron vs. Quinnipiac, 2-20-14
31 by Malcolm McMillan vs. Lehigh, 11-16-15
31 by Isaiah Reese vs. St. Bonaventure, 12-6-17
31 by TJ Gadsden vs. Quinnipiac, 2-13-23
30 by Ron Stokes vs. Siena, 2-3-76
30 by Greg Logins vs. Iona, 1-23-11
28 by Takal Molson vs. Niagara, 2-27-19
28 by Scott Hitchon vs. FGCU (OT), 12-21-21
27 by Ray Hall vs. Mercyhurst, 1-13-82
27 by Harold Washington vs. Binghamton, 12-28-11
27 by Billy Baron vs. South Dakota, 11-11-13
27 by Malik Johnson vs. Bucknell, 11-16-19



CRAIG WISE



'SUGAR' RAY HALL

CLASS RANKINGS

FRESHMAN SCORING (SINCE 1973)

Name	Season	Gms	Points	Avg.
Ray Hall	1981-82	27	454	16.8
Micheal Meeks	1992-93	25	331	13.2
Takal Molson	2017-18	33	417	12.6
Tahj Staveskie	2022-23	30	371	12.4
Frank Turner	2006-07	31	368	11.9

FRESHMAN REBOUNDING (SINCE 1973)

Name	Season	Gms	Rebs.	Avg.
Micheal Meeks	1992-93	25	178	7.1
Josiah Heath	2011-12	30	181	6.0
Ray Hall	1981-82	27	152	5.6
Greg Logins	2007-08	31	169	5.5
Ed Book	1988-89	28	143	5.1

FRESHMAN ASSISTS (SINCE 1973)

Name	Season	Gms	Assists	Avg.
Frank Turner	2006-07	31	167	5.4
Rodney Brown	1988-89	28	127	4.5
Malik Johnson	2016-17	34	148	4.3
Mike Trivisonno	1981-82	27	105	3.9
Kevin Downey	2002-03	28	88	3.1

FRESHMAN STEALS (SINCE 1978)

Name	Season	Gms	Steals	Avg.
Ray Hall	1981-82	27	53	2.0
Frank Turner	2006-07	31	49	1.6
Craig Wise	1991-92	29	45	1.6
Rodney Brown	1988-89	28	43	1.5
Isaiah Reese	2016-17	34	46	1.4
Zach Lewis	2013-14	32	44	1.4

SOPHOMORE SCORING (SINCE 1945)

Name	Season	Gms	Points	Avg.
Larry Fogle	1973-74	25	835	33.4
Bill O'Connor	1960-61	23	533	23.2
Ray Hall	1982-83	28	557	19.9
John McCarthy	1953-54	11	197	17.9
Isaiah Reese	2017-18	33	557	16.9
Takal Molson	2018-19	32	452	16.9

SOPHOMORE REBOUNDING (SINCE 1953)

Name	Season	Gms	Rebs.	Avg.
Larry Fogle	1973-74	25	351	14.0
Bill O'Connor	1960-61	23	246	10.7
Hank Nowak	1954-55	25	259	10.4
John McCarthy	1953-54	11	111	10.1
Tom Chester	1960-61	23	212	9.2

SOPHOMORE ASSISTS (SINCE 1971)

Name	Season	Gms	Assists	Avg.
Isaiah Reese	2017-18	33	154	4.7
Malik Johnson	2017-18	33	152	4.6
Frank Turner	2007-08	31	143	4.6
Javone Moore	1994-95	35	161	4.6
Brian Dux	2000-01	31	127	4.1

SOPHOMORE STEALS (SINCE 1980)

Name	Season	Gms	Steals	Avg.
Isaiah Reese	2017-18	33	73	2.2
Ray Hall	1982-83	28	54	1.9
Zach Lewis	2014-15	33	52	1.6
Malik Johnson	2017-18	33	49	1.5
Darrell Barley	1993-94	29	42	1.5
Craig Wise	1992-93	28	41	1.5

JUNIOR SCORING (SINCE 1945)

Name	Season	Gms	Points	Avg.
Larry Fogle	1974-75	19	474	24.9
John Morrison	1965-66	22	548	24.9
Bill O'Connor	1961-62	21	479	22.8
Ron Peaks	1977-78	26	586	22.5
Ray Hall	1983-84	30	587	19.6

JUNIOR REBOUNDING (SINCE 1953)

Name	Season	Gms	Rebs.	Avg.
Hank Nowak	1955-56	25	321	12.8
Frank Mitchell	2023-24	31	361	11.6
Tom Chester	1961-62	21	239	11.4
Ron Peaks	1977-78	26	280	10.8
Darren Fenn	1999-00	30	315	10.5
Tony Masiello	1967-68	24	252	10.5

JUNIOR ASSISTS (SINCE 1971)

Name	Season	Gms	Assists	Avg.
Duke Richardson	1978-79	26	215	8.3
Jim Schofield	1973-74	26	198	7.6
Javone Moore	1995-96	27	165	6.1
Aaron Covington	1971-72	26	134	5.2
Billy Baron	2012-13	34	171	5.0

JUNIOR STEALS (SINCE 1980)

Name	Season	Gms	Steals	Avg.
Dana Johnson	1992-93	26	79	3.0
Phil Seymour	1980-81	22	53	2.4
Ray Hall	1983-84	30	65	2.2
Craig Wise	1993-94	29	59	2.0
Brian Smith	1986-87	28	53	1.9

SENIOR SCORING (SINCE 1945)

Name	Season	Gms	Points	Avg.
Billy Baron	2013-14	34	821	24.1
Ron Peaks	1978-79	26	621	23.9
Bill O'Connor	1962-63	26	618	23.8
Frank Swiatek	1964-65	20	446	22.3
Andy Anderson	1966-67	24	518	21.6

SENIOR REBOUNDING (SINCE 1953)

Name	Season	Gms	Rebs.	Avg.
Hank Nowak	1956-57	28	300	10.7
Bill O'Connor	1962-63	26	264	10.2
Tom Chester	1962-63	26	244	9.4
Mike Macaluso	1972-73	24	224	9.3
Tony Masiello	1968-69	23	214	9.3

SENIOR ASSISTS (SINCE 1971)


Name	Season	Gms	Assists	Avg.
Javone Moore	1996-97	29	180	6.2
Malik Johnson	2019-20	32	189	5.9
Duke Richardson	1979-80	27	157	5.8
Frank Turner	2009-10	32	182	5.7
Brian Dux	2002-03	28	152	5.4

SENIOR STEALS (SINCE 1980)

Name	Season	Gms	Steals	Avg.
Rodney Brown	1991-92	30	70	2.3
Craig Wise	1994-95	35	73	2.1
Malik Johnson	2019-20	32	64	2.0
Hodari Mallory	2002-03	26	48	1.8
Tim Harvey	1985-86	29	50	1.7



MICHEAL MEEKS



HERM HEDDERICK

SEASONAL RECORDS

SEASON SCORING AVERAGE

Player	GP	Avg.	Year
Larry Fogle	25	33.4	1973-74
Larry Fogle	19	24.9	1974-75
John Morrison	22	24.9	1965-66
Billy Baron	34	24.1	2013-14
Ron Peaks	26	23.9	1978-79
Bill O'Connor	26	23.8	1962-63
Bill O'Connor	23	23.2	1960-61
Bill O'Connor	21	22.8	1961-62
Ron Peaks	26	22.5	1977-78
Frank Swiatek	20	22.3	1964-65

SEASON POINTS SCORED

Player	GP	Pts.	Year
Larry Fogle	25	835	1973-74
Billy Baron	34	821	2013-14
Ray Hall	30	628	1984-85
Ron Peaks	26	621	1978-79
Bill O'Connor	26	618	1962-63
Ray Hall	30	587	1983-84
Ron Peaks	26	586	1977-78
Billy Baron	34	584	2012-13
Craig Wise	35	573	1994-95
Tim Stokes	27	571	1975-76

SEASON FIELD GOALS MADE

Player	GP	FGM	Year
Larry Fogle	25	326	1973-74
Tim Stokes	27	256	1975-76
Billy Baron	34	247	2013-14
Ron Peaks	26	236	1977-78
Ron Peaks	26	233	1978-79
Ray Hall	30	222	1984-85
Ed Book	29	215	1991-92
Bill O'Connor	26	215	1962-63
John Morrison	22	212	1965-66
Darrell Barley	35	212	1994-95

SEASON FIELD GOALS ATTEMPTED

Player	GP	FGA	Year
Larry Fogle	25	602	1973-74
Billy Baron	34	532	2013-14
Ron Peaks	26	529	1977-78
John Morrison	22	519	1965-66
Hank O'Keefe	31	498	1946-47
Tim Stokes	27	491	1975-76
John McCarthy	26	483	1955-56
Andy Anderson	24	461	1966-67
Tony Genneri	24	457	1963-64
Ron Peaks	26	443	1978-79

SEASON FIELD GOAL PERCENTAGE (min. 75 made)

Player	FGM/FGA	PCT.	Year
Mike Smrek	153/242	.632	1983-84
Mike Smrek	172/286	.601	1984-85
Darnell Wilson	150/254	.591	2005-06
Andrew Bush	127/226	.562	2000-01
Frank Mitchell	161/287	.561	2023-24
Ed Book	126/225	.560	1988-89
Jacco Fritz	91/164	.555	2022-23

Brian Toohey	91/165	.552	1980-81
Darnell Wilson	183/335	.546	2006-07
Larry Fogle	326/602	.542	1973-74
Jalanni White	78/144	.542	2019-20

SEASON 3-PT FIELD GOALS MADE

Player	GP	3-FGM	Year
Billy Baron	34	107	2013-14
Kassius Robertson	34	98	2016-17
Isaac Sosa	34	95	2012-13
Kassius Robertson	33	86	2015-06
Tre Dinkins	32	85	2023-24
Alshwan Hymes	30	84	2011-12
Isaiah Reese	33	83	2017-18
Toby Foster	30	75	2003-04
Zach Lewis	33	75	2014-15
Toby Foster	30	70	2000-01
Chuck Harris	27	70	2006-07

SEASON 3-PT FIELD GOALS ATTEMPTED

Player	GP	3-FGA	Year
Alshwan Hymes	30	257	2011-12
Billy Baron	34	254	2013-14
Kassius Robertson	34	239	2016-17
Zach Lewis	33	238	2014-15
Tre Dinkins	32	233	2023-24
Isaac Sosa	34	232	2012-13
Isaiah Reese	33	231	2017-18
Kassius Robertson	33	213	2015-16
Chuck Harris	27	209	2006-07
Takal Molson	32	205	2018-19

SEASON 3-PT FIELD GOAL PERCENTAGE (min. 30 made)

Player	3-FGM/FGA	PCT.	Year
Brian Smith	33/62	.532	1986-87
Brian Smith	69/138	.500	1987-88
Kevin Worley	54/111	.486	1998-99
Chris Young	53/109	.486	1993-94
Greg Logins	49/108	.454	2010-11
Kevin Downey	46/102	.451	2003-04
Jamie Cammaert	34/76	.447	1997-98
Toby Foster	70/158	.443	2000-01
Spencer Foley	34/78	.436	2017-18
Dana Johnson	58/135	.430	1993-94

SEASON FREE THROWS MADE

Player	GP	FTM	Year
Hank Nowak	28	236	1956-57
Billy Baron	34	220	2013-14
Bill O'Connor	26	188	1962-63
Ray Hall	30	184	1984-85
Larry Fogle	25	183	1973-74
Malcolm McMillan	33	181	2015-16
Bill O'Connor	23	177	1960-61
Ray Hall	30	167	1983-84
Dave Markey	28	166	1956-57
Hank Nowak	25	161	1955-56

SEASON FREE THROWS ATTEMPTED

Player	GP	FTA	Year
Hank Nowak	28	356	1956-57
Bill O'Connor	26	284	1962-63
Billy Baron	34	249	2013-14
Hank Nowak	25	246	1955-56
Bill O'Connor	23	245	1960-61
Ray Hall	30	241	1984-85
Larry Fogle	25	237	1973-74
Hank Nowak	25	231	1954-55
Dave Markey	28	230	1954-55
Leroy Chollet	28	220	1948-49

SEASON FREE THROW PERCENTAGE (min. 50 made)

Player	FTM/FTA	PCT.	Year
Brian Dux	115/125	.920	2002-03
Billy Baron	220/249	.884	2013-14
Isaiah Reese	74/84	.881	2017-18
Billy Baron	140/170	.824	2012-13
Brian Dux	59/67	.881	1999-00
Tahj Staveskie	55/63	.873	2022-23
Kevin Worley	75/86	.872	1998-99
Siem Uijtendaal	53/63	.841	2023-24
Brian Smith	63/75	.840	1986-87
Phil Seymore	129/155	.832	1981-82

SEASON REBOUNDS

Player	GP	Reb.	Year
Herm Hedderick	24	369	1951-52
Frank Mitchell	31	361	2023-24
Larry Fogle	25	351	1973-74
Larry O'Connor	23	346	1952-53
Hank Nowak	25	321	1955-56
Darren Fenn	30	315	1999-00
Hank Nowak	28	300	1956-57
Chris Manhertz	34	297	2012-13
Joe Leone	28	295	1956-57
Gary Lawrence	26	273	1971-72

SEASON REBOUND AVERAGE

Player	GP	Avg.	Year
Herm Hedderick	24	15.4	1951-52
Larry O'Connor	23	15.0	1952-53
Larry Fogle	25	14.0	1973-74
Hank Nowak	25	12.8	1955-56
Frank Mitchell	31	11.6	2023-24
Tom Chester	21	11.4	1961-62
Lawrence Sarafinas	23	11.0	1959-60
Ron Peaks	26	10.8	1977-78
Bill O'Connor	21	10.8	1961-62
Hank Nowak	28	10.7	1956-57
Bill O'Connor	23	10.7	1960-61

SEASON ASSISTS

Player	GP	Ast.	Year
Duke Richardson	26	215	1978-79
Jim Schofield	26	198	1973-74
Malik Johnson	32	189	2019-20
Frank Turner	32	182	2009-10
Javone Moore	29	180	1996-97
Billy Baron	34	180	2013-14
Billy Baron	34	171	2012-13
Frank Turner	31	167	2006-07
Javone Moore	27	165	1995-96
Javone Moore	35	161	1994-95

SEASONAL RECORDS

SEASON ASSIST AVERAGE

Player	GP	Avg.	Year
Duke Richardson	26	8.3	1978-79
Jim Schofield	26	7.6	1973-74
Javone Moore	29	6.2	1996-97
Javone Moore	27	6.1	1995-96
Malik Johnson	32	5.9	2019-20
Duke Richardson	27	5.8	1979-80
Frank Turner	32	5.7	2009-10
Brian Dux	28	5.4	2002-03
Billy Baron	34	5.3	2013-14
Aaron Covington	26	5.2	1971-72

SEASON STEALS

Player	GP	Stls.	Year
Dana Johnson	26	79	1992-93
Isaiah Reese	33	73	2017-18
Craig Wise	35	73	1994-95
Rodney Brown	30	70	1991-92
Frank Turner	32	66	2009-10
Ray Hall	30	65	1983-84
Malik Johnson	32	64	2019-20
Craig Wise	29	59	1993-94
Billy Baron	34	56	2013-14
Dana Johnson	29	56	1993-94

SEASON STEALS AVERAGE

Player	GP	Avg.	Year
Dana Johnson	26	3.0	1992-93
Phil Seymour	22	2.4	1980-81
Rodney Brown	30	2.3	1991-92
Isaiah Reese	33	2.2	2017-18
Ray Hall	30	2.2	1983-84
Frank Turner	32	2.1	2009-10
Craig Wise	35	2.1	1994-95
Ray Hall	27	2.0	1981-82
Craig Wise	29	2.0	1993-94
Malik Johnson	32	2.0	2019-20

SEASON BLOCKS

Player	GP	Blks.	Year
Mike Brown	27	100	1987-88
T. Vazquez-Simmons	31	84	2007-08
T. Vazquez-Simmons	32	74	2009-10
Jordan Heath	34	72	2013-14
T. Vazquez-Simmons	30	62	2010-11
Mike Smrek	30	54	1983-84
T. Vazquez-Simmons	31	53	2008-09
Jordan Heath	31	53	2012-13
Mike Smrek	28	52	1984-85
Micheal Meeks	35	51	1994-95

SEASON BLOCKS AVERAGE

Player	GP	Avg.	Year
Mike Brown	27	3.7	1987-88
T. Vazquez-Simmons	31	2.7	2007-08
T. Vazquez-Simmons	32	2.3	2009-10
Jordan Heath	34	2.1	2013-14
T. Vazquez-Simmons	30	2.1	2010-11
Mike Smrek	28	1.9	1984-85
Mike Smrek	30	1.8	1983-84
Micheal Meeks	25	1.8	1992-93
Ed Book	29	1.7	1991-92
T. Vazquez-Simmons	31	1.7	2008-09
Rigoberto Sargeant	29	1.7	2004-05



MALIK JOHNSON

SEASON GAMES PLAYED

Player	GP	Year
Darrell Barley	35	1994-95
Ryan Collins	35	1994-95
Micheal Meeks	35	1994-95
Javone Moore	35	1994-95
Craig Wise	35	1994-95
Damone James	34	1994-95
Chris Young	34	1994-95
Billy Baron	34	2012-13
Josiah Heath	34	2012-13
Chris Manhertz	34	2012-13
Isaac Sosa	34	2012-13
Harold Washington	34	2012-13
Billy Baron	34	2013-14
Jordan Heath	34	2013-14
Josiah Heath	34	2013-14
Chris Perez	34	2013-14
Dominique Raney	34	2013-14
Phil Valenti	34	2013-14
Jermaine Crumpton	34	2016-17
Kiefer Douse	34	2016-17
Malik Johnson	34	2016-17
Isaiah Reese	34	2016-17
Kassius Robertson	34	2016-17
Phil Valenti	34	2016-17

SEASON GAMES STARTED

Player	GS	Year
Darrell Barley	35	1994-95
Micheal Meeks	35	1994-95
Javone Moore	35	1994-95
Craig Wise	35	1994-95
Isaac Sosa	34	2012-13
Billy Baron	34	2013-14
Jordan Heath	34	2013-14
Chris Perez	34	2013-14
Jermaine Crumpton	34	2016-17
Malik Johnson	35	2016-17
Phil Valenti	34	2016-17
Billy Baron	33	2012-13
Chris Manhertz	33	2012-13
Harold Washington	33	2012-13
Josiah Heath	33	2014-15
Zach Lewis	33	2014-15
Jamal Reynolds	33	2014-15
Kevin Bleeker	33	2015-16
Kassius Robertson	33	2015-16
Phil Valenti	33	2015-16
Kiefer Douse	33	2016-17
Kassius Robertson	33	2016-17
Jermaine Crumpton	33	2017-18
Malik Johnson	33	2017-18
Takal Molson	33	2017-18
Isaiah Reese	33	2017-18

SEASON MINUTES PLAYED

Player	Min.	Year
Billy Baron	1,325	2013-14
Craig Wise	1,282	1994-95
Frank Turner	1,226	2009-10
Malik Johnson	1,222	2019-20
Darrell Barley	1,200	1994-95
Chris Perez	1,192	2013-14
Billy Baron	1,183	2012-13
Frank Turner	1,175	2008-09
Malik Johnson	1,136	2018-19
Micheal Meeks	1,135	1994-95
Kassius Robertson	1,135	2016-17

SEASON AVERAGE MINUTES

Player	Avg.	Year
Billy Baron	39.0	2013-14
Frank Turner	38.3	2009-10
Malik Johnson	38.2	2019-20
Frank Turner	37.9	2008-09
Kevin Downey	37.8	2004-05
Brian Smith	37.3	1987-88
Ray Hall	37.0	1983-84
Ray Hall	36.7	1982-83
Craig Wise	36.6	1994-95
Javone Moore	36.2	1995-96
DeWitt Doss	36.2	2004-05

CAREER RECORDS

CAREER SCORING AVERAGE
(min. 40 games played)

Player	GP	Avg.	Year
Larry Fogle	44	29.8	1973-75
Bill O'Connor	70	23.3	1960-63
Ron Peaks	52	23.2	1977-79
Billy Baron	68	20.7	2012-14
Ray Hall	115	19.4	1981-85
John McCarthy	61	19.0	1953-56
Hank Nowak	78	18.6	1954-57
John Morrison	67	18.1	1964-67
Andy Anderson	68	17.0	1964-67
Phil Seymore	49	16.8	1980-82

CAREER POINTS SCORED

Player	GP	Pts.	Years
Ray Hall	115	2,226	1981-85
Micheal Meeks	119	1,827	1992-96
Craig Wise	121	1,799	1991-95
Frank Turner	125	1,769	2006-10
Bill O'Connor	70	1,630	1960-63
Darrell Barley	95	1,587	1992-96
Jermaine Crumpton	121	1,587	2014-18
Kevin Downey	116	1,583	2002-06
Hank Nowak	78	1,449	1954-57
Robert Turner	110	1,415	1980-84

CAREER FIELD GOALS MADE

Player	GP	FGM	Years
Ray Hall	115	812	1981-85
Micheal Meeks	119	657	1992-96
Frank Turner	125	631	2006-10
Darrell Barley	95	615	1992-96
Kevin Downey	116	610	2002-06
Craig Wise	121	595	1991-95
Bill O'Connor	70	595	1991-95
Jermaine Crumpton	121	573	2014-18
Darnell Wilson	119	547	2003-07
Ed Book	100	536	1988-92

CAREER FIELD GOALS
ATTEMPTED

Player	GP	FGA	Years
Ray Hall	115	1,646	1981-85
Frank Turner	125	1,442	2006-10
Craig Wise	121	1,419	1991-95
Micheal Meeks	119	1,378	1992-96
Kevin Downey	116	1,331	2002-06
Jermaine Crumpton	121	1,237	2014-18
Bill O'Connor	70	1,182	1960-63
Darrell Barley	95	1,174	1992-96
Robert Turner	110	1,149	1980-84
John Morrison	67	1,149	1964-67

CAREER FIELD GOAL
PERCENTAGE (min. 300 made)

Player	FGM/FGA	PCT.	Years
Mike Smrek	398/688	.578	1981-85
Larry Fogle	524/977	.536	1973-75
Darnell Wilson	547/1024	.534	2003-07
Darrell Barley	615/1174	.524	1992-96
Tim Stokes	388/756	.513	1974-76
Ed Book	536/1052	.510	1988-92
Phil Seymore	300/604	.497	1980-82

Darren Fenn	524/1056	.496	1997-01
Ray Hall	812/1646	.493	1981-85
Mike Macaluso	430/889	.484	1970-73

CAREER 3-PT FIELD GOALS

MADE

Player	GP	3-FGM	Years
Toby Foster	114	264	1999-04
Alshwan Hymes	114	220	2009-13
Kassius Robertson	100	213	2014-17
Jordan Henderson	130	194	2018-23
Kevin Downey	116	185	2002-06
Billy Baron	68	173	2012-14
Chuck Harris	115	166	2003-07
Jermaine Crumpton	121	159	2014-18
Julius Coles	87	152	2007-11
Kevin Thompson	119	147	1994-98

CAREER 3-PT FIELD GOALS
ATTEMPTED

Player	GP	3-FGA	Year
Alshwan Hymes	114	655	2009-13
Toby Foster	114	634	1999-04
Jordan Henderson	130	538	2018-23
Kassius Robertson	100	528	2014-17
Kevin Downey	116	477	2002-06
Chuck Harris	115	473	2003-07
Julius Coles	117	448	2007-11
Craig Wise	121	447	1991-95
Kevin Thompson	119	443	1994-98
Jermaine Crumpton	121	439	2014-18

CAREER 3-PT FIELD GOAL
PERCENTAGE (min. 100 made)

Player	3-FGM/FGA	PCT.	Years
Brian Smith	102/200	.510	1984-88
Toby Foster	264/634	.416	1999-04
Billy Baron	173/427	.405	2012-14
Chris Young	119/295	.403	1993-95
Kassius Robertson	213/528	.403	2014-17
Kevin Worley	117/293	.399	1995-99
Kevin Downey	185/477	.388	2002-06
Greg Logins	136/356	.382	2007-11
Rodney Brown	121/324	.373	1988-92
Hodari Mallory	144/392	.367	1999-03

CAREER FREE THROWS MADE

Player	GP	FTM	Years
Ray Hall	115	602	1981-85
Hank Nowak	78	557	1954-57
Bill O'Connor	70	504	1960-63
Craig Wise	121	473	1991-95
Micheal Meeks	119	469	1992-96
Frank Turner	125	431	2006-10
Robert Turner	110	385	1980-84
Leroy Chollet	84	382	1946-49
Brian Dux	119	382	1999-03
John McCarthy	61	374	1953-56

CAREER FREE THROWS
ATTEMPTED

Player	GP	FTA	Years
Hank Nowak	78	833	1954-57
Ray Hall	115	775	1981-85
Bill O'Connor	70	742	1960-63
Frank Turner	125	645	2006-10
Micheal Meeks	119	644	1992-96
Craig Wise	121	641	1991-95
Leroy Chollet	84	560	1946-49
Robert Turner	110	514	1980-84
John McCarthy	61	503	1953-56
Darren Fenn	113	492	1997-01

CAREER FREE THROW
PERCENTAGE (min. 150 made)

Player	FTM/FTA	PCT.	Years
Billy Baron	360/419	.859	2012-14
Brian Dux	382/461	.829	1999-03
Phil Seymore	222/275	.807	1980-82
Brian Smith	263/330	.797	1984-88
Tom Chester	219/275	.796	1960-63
Kassius Robertson	213/272	.783	2014-17
Ray Hall	602/775	.777	1981-85
Harold Washington	223/289	.772	2011-13
Chris Heinold	277/360	.769	1983-87
Larry Fogle	261/340	.768	1973-75

CAREER REBOUNDS

Player	GP	Reb.	Years
Hank Nowak	78	880	1954-57
Darren Fenn	113	852	1997-01
Micheal Meeks	119	838	1992-96
Chris Manhertz	116	789	2010-14
Craig Wise	121	784	1991-95
Greg Logins	123	758	2007-11
Bill O'Connor	70	736	1960-63
Joe Leone	79	729	1954-57
Darnell Wilson	119	702	2003-07
T. Vazquez-Simmons	124	697	2007-11

CAREER REBOUND AVERAGE
(min. 40 games played)

Player	GP	Avg.	Years
Larry Fogle	44	12.1	1973-75
Hank Nowak	78	11.3	1954-57
Bill O'Connor	70	10.5	1960-63
Ron Peaks	52	9.9	1977-78
Tom Chester	70	9.9	1960-63
Gary Stewart	47	9.7	1969-72
Joe Leone	79	9.2	1954-57
Tony Masiello	71	8.9	1966-69
Mike Macaluso	67	8.7	1970-73
Gary Lawrence	71	8.6	1970-73

CAREER RECORDS

CAREER ASSISTS

Player	GP	Ast.	Years
Malik Johnson	131	644	2016-20
Frank Turner	125	616	2006-10
Javone Moore	120	550	1993-97
Brian Dux	119	508	1999-03
Rodney Brown	116	453	1988-92
Kevin Downey	116	404	2002-06
Duke Richardson	53	372	1978-80
Clive Bentick	104	354	1997-01
Craig Wise	121	353	1991-95
Billy Baron	68	351	2012-14

CAREER ASSIST AVERAGE (min. 40 games played)

Player	GP	Avg.	Years
Duke Richardson	53	7.0	1978-80
Billy Baron	68	5.2	2012-14
Frank Turner	125	4.9	2006-10
Malik Johnson	131	3.9	2016-20
Javone Moore	120	4.6	1993-97
Phil Seymore	49	4.6	1980-82
Brian Dux	119	4.3	1999-03
Rodney Brown	116	3.9	1988-92
Kevin Downey	116	3.5	2002-06
Clive Bentick	104	3.4	1997-01
Michael Ray Jackson	71	3.4	1984-87

CAREER STEALS

Player	GP	Stls.	Years
Ray Hall	115	219	1981-85
Craig Wise	121	218	1991-95
Malik Johnson	131	202	2019-20
Frank Turner	125	193	2006-10
Rodney Brown	116	188	1988-92
Dana Johnson	99	183	1990-94
Brian Smith	112	161	1984-88
Chuck Harris	115	154	2003-07
Isaiah Reese	87	152	2016-19
Kevin Downey	116	147	2002-06

CAREER STEALS AVERAGE (min. 40 games played)

Player	GP	Avg.	Years
Phil Seymore	49	2.0	1980-82
Ray Hall	115	1.9	1981-85
Dana Johnson	99	1.8	1990-94
Craig Wise	121	1.8	1991-95
Zach Lewis	56	1.7	2013-15
Isaiah Reese	87	1.7	2016-19
Gregg Smith	84	1.6	1987-90
Rodney Brown	116	1.6	1988-92
Frank Turner	125	1.5	2006-10
Malik Johnson	131	1.5	2016-20



BILLY BARON

CAREER BLOCKS

Player	GP	Blks.	Years
T. Vazquez-Simmons	124	273	2007-11
Micheal Meeks	119	183	1992-96
Mike Smrek	108	172	1981-85
Darnell Wilson	119	144	2003-07
Mike Brown	54	141	1986-88
Ed Book	100	139	1988-92
Darren Fenn	113	132	1997-01
Jordan Heath	65	125	2012-14
Elton Frazier	124	108	2007-11
Chris Heinold	113	96	1983-87

CAREER BLOCKS AVERAGE (min. 40 games played)

Player	GP	Avg.	Year
Mike Brown	54	2.6	1986-88
T. Vazquez-Simmons	124	2.2	2007-11
Jordan Heath	65	1.9	2012-14
Mike Smrek	108	1.6	1981-85
Micheal Meeks	119	1.5	1992-96
Ed Book	100	1.4	1988-92
Darnell Wilson	119	1.2	2003-07
Darren Fenn	113	1.2	1997-01
Elton Frazier	124	0.9	2007-11
Chris Heinold	113	0.8	1983-87

CAREER GAMES PLAYED

Player	GP	Years
Josiah Heath	131	2011-15
Malik Johnson	131	2016-20
Jordan Henderson	130	2018-23
Frank Turner	125	2006-10
Phil Valenti	125	2013-17
Elton Frazier	124	2007-11
Tomas Vazquez-Simmons	124	2007-11
Greg Logins	123	2007-11
Craig Wise	121	1991-95
Jermaine Crumpton	121	2014-18
Javone Moore	120	1993-97
Darnell Wilson	119	2003-07
Brian Dux	119	1999-03
Micheal Meeks	119	1992-96

CAREER GAMES STARTED

Player	GS	Years
Malik Johnson	131	2016-20
Micheal Meeks	118	1992-96
Frank Turner	117	2006-10
Kevin Downey	116	2002-06
Ray Hall	115	1981-85
Brian Dux	110	1999-03
Toby Foster	110	1999-04
Elton Frazier	107	2007-11
Brian Smith	105	1984-88
Craig Wise	102	1991-95



FRANK TURNER

TEAM RECORDS

SCORING

Game High: 129 vs. Saint Peter's, 2-9-74
 Game Low: 31 vs. Utah, 12-26-46
 Home: 129 vs. Saint Peter's, 2-9-74 (The Aud)
 Away: 115 at Scranton, 12-22-71
 Losing Game: 106 at Niagara, 12-3-2003
 Two Teams Combined : 238 (Canisius 129, Saint Peter's 109), 2-9-74
 High Season: 2,665 in 2016-17
 Low Season: 1,522 in 1970-71
 High Season Average: 86.0 in 1978-79
 Low Season Average: 62.0 in 2007-08
 High Points Per Game Allowed: 84.2 in 1977-78
 Low Points Per Game Allowed: 56.9 in 1996-97

FIELD GOALS MADE

Game Made: 52 vs. Saint Peter's, 2-9-74 and 52 vs. Villanova, 1-5-74
 Game Attempts: 102 vs. Maryland, 12-9-72
 Game Percentage: 68.2% (30-44) vs. Detroit (12-30-89)
 High Season Made: 943 in 2016-17
 High Season Attempted: 2,075 in 1946-47
 High Season Percentage: 49.7% (813-1,635) in 1984-85 and 49.7% (933-1,877) in 1973-74
 Low Season Made: 561 in 1958-59
 Low Season Attempted: 1,427 in 1961-62
 Low Season Percentage: 34.9% (568-1628) in 1959-60

3-POINT FIELD GOALS

Game Made: 20 vs. Fredonia, 11-20-2022
 Game Attempts: 43 vs. Fredonia, 11-22-2021
 High Season Made: 313 in 2012-13
 High Season Attempted: 874 in 2017-18
 High Season Percentage: 44.7% (105-235) in 1987-88

FREE THROWS

Game Made: 40 vs. Siena, 2-4-99
 Game Attempts: 63 vs. Siena, 2-4-99
 Game Pct: 100% (14-14) vs. Bowling Green, 12-30-96
 High Season Made: 629 in 1955-56
 High Season Attempted: 933 in 1955-56
 High Season Percentage: 74.9% (360-497) in 1973-74
 Low Season Made: 271 in 1976-77
 Low Season Attempted: 420 in 1976-77
 Low Season Percentage: 58.3% (372-638) in 1949-50

REBOUNDS

Game High: 69 vs. Scranton, 2-7-61
 High Season: 1,325 in 1955-56
 High Season Average: 52.3 in 1953-54
 Low Season: 761 in 1957-58
 Low Season Average: 31.7 in 2018-19

ASSISTS

Game High: 38 vs. Siena, 2-22-1978
 Low Game: 3 vs. Metro State (11-26-13) and at Fairfield, 1-1-2012
 High Season: 601 in 2016-17
 High Season Average: 18.6 in 1993-94
 Low Season: 303 in 1971-72
 Low Season Average: 10.9 in 2011-12

STEALS

Game High: 23 vs. New Hampshire, 1-19-87
 Low Game: 0, multiple times (last at Fairfield, 2-1-14)
 High Season: 300 in 1991-92
 High Season Average: 10.0 in 1991-92
 Low Season: 145 in 1997-98
 Low Season Average: 5.2 in 2008-09

BLOCKS

Game High: 13 vs. Manhattan, 1-5-2009
 Low Game: 0, multiple times (last vs. Siena, 3-5-2022)
 High Season: 145 in 2010-11
 High Season Average: 5.2 in 1987-88
 Low Season: 64 in 2016-17
 Low Season Average: 1.9 in 2016-17

TURNOVERS

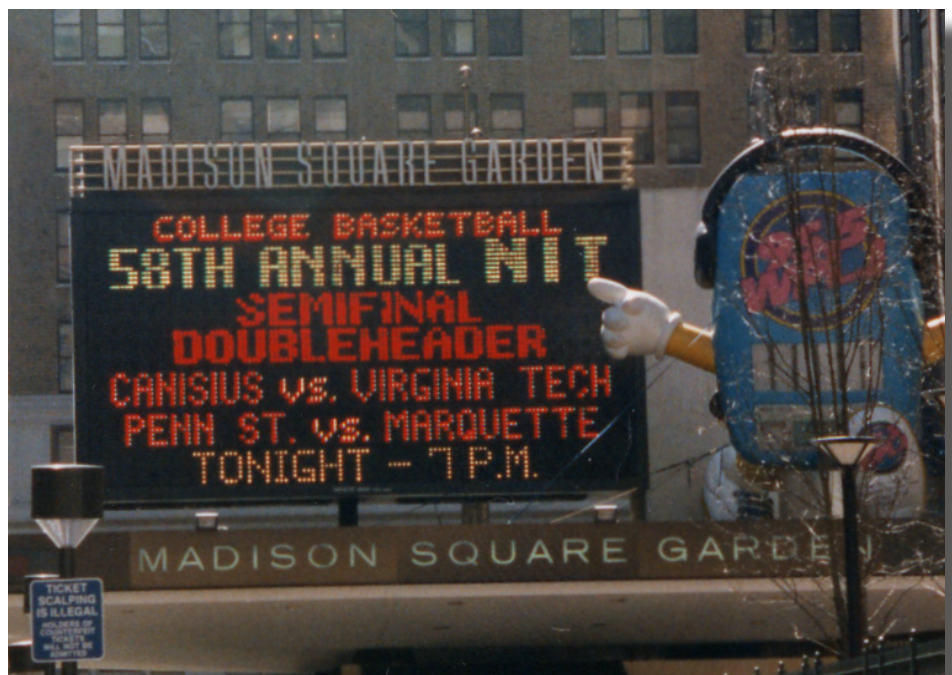
Game High: 37 vs. St. Bonaventure, 2-1-92
 High Season: 585 in 1991-92
 High Season Average: 19.5 in 1991-92
 Game Low: 3 at Siena, 1-7-18
 Low Season: 357 in 2022-23
 Low Season Average: 11.2 in 2015-16

PERSONAL FOULS

Game High: 39 vs. Hofstra, 1-7-89
 High Season: 696 in 1991-92
 High Season Average: 23.2 in 1991-92
 Low Season: 412 in 1970-71
 Low Season Average: 13.2 in 2012-13

MISCELLANEOUS

Most Wins: 22 in 1956-57 and 1993-94
 Most Losses: 25 in 2007-08 and 2011-12
 Best Win Pct.: 78.6% (22-6 overall) in 1956-57
 Most Consecutive Wins: 16 in 1993-94
 Most MAAC Wins: 15 in 2017-18
 MAAC Win Streak: 16 from Jan. 15, 1994 through Jan. 31, 1995.
 MAAC Loss Streak: 12 from 2006 through 2007-08
 Fewest MAAC Wins: 1 in 2011-12
 Home Win Streak: 20 from 1983-84 through 1985-86
 Home Loss Streak: 9 from 1975-76 through 1976-77
 Most Games Played: 35 in 1994-95
 Most Consecutive Winning Seasons: 6 from 1919-20 through 1924-25
 Last Winning Season: 2020-21 (7-6)
 Most Consecutive Losing Seasons: 8 from 2001-02 through 2009-10
 Last Losing Season: 2023-24 (14-18 overall)
 Largest Victory: 66 vs. Fredonia (Canisius 106, Fredonia 40), 11-22-2021
 Largest Loss: 53 at Penn State (Penn State 93, Canisius 40), 11-16-2007
 Largest MAAC Win: 46 vs. Fairfield (Canisius 91, Fairfield 45), 2-8-97
 Largest MAAC Loss: 51 at Rider (Rider 102, Canisius 51), 1-6-2008



TEAM SEASON HIGHS

TOTAL POINTS SCORED

Points	Season
2,665 (30 games)	2016-17
2,661 (34 games)	2013-14
2,526 (33 games)	2015-16
2,519 (33 games)	2017-18
2,499 (34 games)	2012-13
2,441 (35 games)	1994-95
2,395 (31 games)	2000-01
2,305 (29 games)	1993-94
2,252 (32 games)	2023-24
2,250 (32 games)	2018-19

SCORING AVERAGE

Points Per Game	Season
86.0 (26 games)	1978-79
85.9 (26 games)	1973-74
83.8 (26 games)	1971-72
79.9 (25 games)	1974-75
79.5 (29 games)	1993-94
79.5 (26 games)	1955-56
78.4 (34 games)	2016-17
78.3 (34 games)	2013-14
78.3 (27 games)	1979-80
78.2 (24 games)	1963-64

FIELD GOALS MADE

Field Goals	Season
943	2016-17
933	1973-74
913	2013-14
907	1978-79
901	2017-18
857	2012-13
854	1971-72
851	1994-95
845	2015-16
842	1974-75

FIELD GOALS ATTEMPTED

Field Goals Attempted	Season
2,075	1946-47
2,066	2016-17
2,018	1994-95
2,014	2015-16
2,002	1971-72
1,989	2013-14
1,976	1956-57
1,942	2017-18
1,942	2021-22
1,933	1955-56

FIELD GOAL PERCENTAGE

Pct.	Season
49.7	1984-85
49.7	1973-74
49.0	1978-79
49.0	1983-84
47.7	1993-94
47.5	1981-82
47.4	1979-80
47.3	1988-89
47.2	1974-75
47.2	1986-87

3-PT. FIELD GOALS MADE

3-Pt. FGs	Season
313	2012-13
309	2016-17

304	2017-18
285	2015-16
271	2013-14
256	2018-19
255	2022-23
236	2021-22
234	2007-08
232	2023-24

3-PT. FGS ATTEMPTED

3-Pt. FGA	Season
874	2017-18
836	2015-16
832	2016-17
811	2012-13
791	2018-19
771	2021-22
734	2022-23
702	2013-14
690	1994-95
677	2014-15

3-PT. FIELD GOAL PCT.

3-Pt. FG Pct.	Season
44.7	1987-88
42.2	1986-87
39.7	1998-99
38.6	2013-14
38.6	2012-13
38.1	2003-04
37.8	2000-01
37.1	2016-17
36.7	1993-94
36.4	1989-90

FREE THROWS MADE

FTM	Season
629	1955-56
625	1956-57
599	1954-55
564	2013-14
560	1984-85
551	2015-16
537	1994-95
512	1983-84
503	1960-61
494	1953-54
494	1981-82

FREE THROWS ATTEMPTED

FTA	Season
933	1955-56
925	1956-57
887	1954-55
767	1984-85
767	1953-54
762	2013-14
744	2015-16
739	1994-95
726	1950-51
724	1989-90

FREE THROW PERCENTAGE

FT Pct.	Season
74.9	1973-74
74.1	2015-16
74.0	2013-14
73.7	1981-82
73.6	2016-17

73.2	2022-23
73.0	1984-85
72.8	2011-12
72.7	1994-95
72.4	2005-06

REBOUNDS

Rebounds	Season
1,325	1955-56
1,256	1971-72
1,202	1953-54
1,199	2009-10
1,181	2023-24
1,178	1994-95
1,172	2012-13
1,166	1956-57
1,162	2000-01
1,157	2014-15

REBOUND AVERAGE

Reb. Avg.	Season
52.3	1953-54
51.0	1955-56
48.3	1971-72
47.4	1961-62
47.3	1951-52
47.1	1959-60
46.8	1972-73
46.6	1963-64
46.3	1969-70
45.6	1954-55

ASSISTS

Assists	Season
660	2016-17
553	2017-18
540	1993-94
533	1984-85
504	1994-95
494	2000-01
477	1999-00
466	2015-16
466	2018-19
465	2014-15

STEALS

Steals	Season
300	1991-92
260	1992-93
259	1985-86
258	1986-87
248	1993-94
244	1994-95
239	1990-91
234	1981-82
233	2013-14
233	1989-90

BLOCKED SHOTS

Blocks	Season
145	2010-11
141	1987-88
140	2008-09
130	2007-08
130	2013-14
124	1983-84
122	2004-05
112	2009-10
111	2012-13
111	2023-24

CANISIUS SEASON STATS

Season	GP	FG	FGA	PCT	3-FG	FGA	PCT	FT	FTA	PCT	REB-AVG	PTS	AVG
58-59	23	561	1559	.360	--	--	--	416	624	.667	897-39.0	1538	66.9
59-60	23	568	1628	.349	--	--	--	480	708	.678	1084-47.1	1616	70.3
60-61	23	626	1560	.401	--	--	--	503	720	.699	1029-44.7	1755	76.3
61-62	21	595	1427	.417	--	--	--	391	566	.691	996-47.4	1581	75.3
62-63	26	736	1756	.419	--	--	--	426	618	.689	1117-43.0	1898	73.0
63-64	24	703	1760	.399	--	--	--	471	654	.720	1118-46.6	1877	78.2
64-65	22	651	1519	.429	--	--	--	384	552	.696	963-43.8	1686	76.6
65-66	22	649	1516	.428	--	--	--	393	615	.639	976-44.4	1691	76.9
66-67	24	672	1571	.428	--	--	--	416	598	.696	1018-42.4	1760	73.3
67-68	24	637	1569	.406	--	--	--	362	568	.637	1038-43.2	1636	68.2
68-69	23	639	1606	.398	--	--	--	416	615	.676	1010-43.9	1694	73.7
69-70	22	621	1540	.403	--	--	--	358	552	.649	1019-46.3	1600	72.7
70-71	21	587	1516	.387	--	--	--	348	513	.678	876-41.7	1522	72.5
71-72	26	854	2002	.427	--	--	--	472	712	.663	1256-48.3	2180	83.8
72-73	24	791	1739	.455	--	--	--	289	445	.649	1122-46.8	1871	78.0
73-74	26	933	1877	.497	--	--	--	367	490	.749	1113-42.8	2233	85.9
74-75	25	842	1784	.472	--	--	--	314	462	.680	1049-42.0	1998	79.9
75-76	27	833	1813	.459	--	--	--	332	500	.664	1054-39.0	1998	74.0
76-77	25	677	1513	.447	--	--	--	271	420	.645	800-32.0	1625	65.0
77-78	26	790	1768	.447	--	--	--	365	514	.710	967-37.2	1945	74.8
78-79	26	907	1852	.490	--	--	--	423	611	.692	1068-41.1	2237	86.0
79-80	27	837	1765	.474	--	--	--	441	620	.711	1008-37.3	2115	78.3
80-81	26	709	1532	.463	--	--	--	378	557	.679	896-34.5	1796	69.1
81-82	27	760	1601	.475	--	--	--	494	670	.737	908-33.6	2014	74.6
82-83	28	701	1520	.461	--	--	--	443	636	.697	899-32.1	1845	65.9
83-84	30	756	1543	.490	--	--	--	512	713	.718	1011-33.7	2024	67.5
84-85	30	813	1635	.497	--	--	--	560	767	.730	1072-35.7	2186	72.9
85-86	29	726	1563	.464	--	--	--	463	656	.706	997-34.4	1915	66.0
86-87	28	740	1569	.472	57	135	.422	467	676	.691	984-35.1	2004	71.6
87-88	27	692	1507	.459	105	235	.447	375	558	.672	917-34.0	1864	69.0
88-89	28	732	1548	.473	56	164	.341	426	681	.626	993-35.5	1946	69.5
89-90	29	715	1570	.455	100	275	.364	463	724	.640	1033-35.6	1993	68.7
90-91	29	732	1685	.434	101	335	.301	401	594	.675	1013-34.9	1966	67.8
91-92	30	791	1860	.425	124	373	.332	462	695	.665	1082-36.1	2168	72.3
92-93	28	639	1554	.411	165	512	.322	333	471	.707	909-32.5	1776	63.4
93-94	29	822	1724	.477	206	561	.367	455	649	.701	1060-36.6	2305	79.5
94-95	35	851	2018	.422	202	669	.302	537	739	.727	1178-33.7	2441	69.7
95-96	30	695	1654	.420	161	504	.319	422	606	.696	1013-33.8	1973	65.8
96-97	29	653	1589	.411	171	482	.355	345	513	.673	997-34.4	1822	62.8
97-98	27	642	1483	.433	155	449	.345	405	600	.675	952-35.3	1844	68.3
98-99	27	664	1481	.448	153	385	.397	437	623	.701	940-34.8	1918	71.0
99-00	30	783	1817	.431	173	507	.341	450	648	.694	1135-37.8	2189	73.0
00-01	31	840	1850	.454	227	601	.378	488	706	.691	1162-37.5	2395	77.3
01-02	30	691	1806	.383	204	636	.321	379	552	.687	1079-36.0	1965	65.5
02-03	28	739	1682	.439	166	482	.344	323	458	.705	1029-36.8	1967	70.2
03-04	30	763	1750	.436	207	544	.381	331	525	.630	1114-37.1	2064	68.8
04-05	29	761	1745	.436	195	543	.359	372	540	.689	1046-36.1	2089	72.0
05-06	29	749	1653	.453	192	556	.345	360	497	.724	951-32.8	2050	70.7
06-07	31	776	1839	.422	214	638	.335	388	596	.651	1149-37.1	2154	69.5
07-08	31	688	1729	.398	234	698	.335	313	482	.649	1079-34.8	1923	62.0
08-09	31	714	1747	.409	156	544	.287	365	593	.616	1170-37.7	1949	62.9
09-10	32	744	1806	.412	210	667	.315	427	609	.701	1199-37.5	2125	66.4
10-11	30	739	1742	.424	231	662	.349	334	478	.699	1063-35.4	2043	68.1
11-12	30	704	1731	.407	191	580	.329	366	503	.728	1043 - 34.8	1965	65.5
12-13	34	857	1923	.446	313	811	.386	472	659	.716	1172 - 34.5	2499	73.5
13-14	34	913	1989	.459	271	702	.386	564	762	.740	1136 - 33.4	2661	78.3
14-15	33	762	1864	.409	215	677	.318	429	595	.720	1157 - 35.1	2168	65.7
15-16	33	845	2014	.420	285	836	.341	551	744	.741	1116 - 33.8	2526	76.5
16-17	34	943	2066	.456	309	832	.371	470	639	.736	1120 - 32.9	2665	78.4
17-18	33	901	1942	.464	304	874	.348	413	581	.711	1104 - 33.5	2519	76.3
18-19	32	798	1834	.435	256	791	.324	398	575	.692	1014 - 31.7	2250	70.3
19-20	32	806	1861	.433	193	639	.302	391	562	.696	1073 - 33.5	2196	68.6
20-21	13	321	786	.408	97	327	.297	176	248	.710	450 - 34.6	915	70.4
21-22	32	777	1942	.400	236	771	.306	402	580	.693	1134 - 35.4	2192	68.5
22-23	30	763	1809	.422	255	734	.347	328	448	.732	1008 - 33.6	2111	70.4
23-24	32	841	1910	.440	232	690	.336	338	541	.625	1181 - 36.9	2252	70.4

OPPONENT SEASON STATS

Season	GP	FG	FGA	PCT	3-FG	FGA	PCT	FT	FTA	PCT	REB-AVG	PTS	AVG
58-59	23	594	1487	.399	--	--	--	410	648	.633	982-42.7	1598	67.5
59-60	23	569	1491	.382	--	--	--	508	758	.670	1054-45.8	1646	71.6
60-61	21	541	1346	.402	--	--	--	395	571	.692	894-42.6	1477	70.3
61-62	23	607	1452	.418	--	--	--	463	696	.665	1200-52.1	1677	72.9
62-63	26	640	1505	.425	--	--	--	413	601	.687	971-37.3	1693	65.1
63-64	26	640	1505	.425	--	--	--	413	601	.687	971-37.4	1693	65.1
64-65	24	696	1570	.443	--	--	--	473	670	.707	1114-46.4	1865	77.7
65-66	22	624	1370	.454	--	--	--	460	605	.760	1089-49.5	1708	77.6
66-67	24	625	1430	.437	--	--	--	467	688	.679	1059-44.1	1717	71.5
67-68	24	670	1487	.451	--	--	--	491	721	.681	1105-46.0	1831	76.3
68-69	24	670	1487	.450	--	--	--	491	721	.681	1105-46.0	1831	76.2
69-70	23	689	1591	.433	--	--	--	443	655	.661	1202-52.2	1821	79.2
70-71	21	618	1409	.432	--	--	--	367	530	.692	825-39.2	1603	76.3
71-72	26	766	1825	.420	--	--	--	545	743	.734	1091-41.9	2077	79.9
72-73	24	755	1699	.455	--	--	--	275	399	.689	1020-42.5	1785	74.4
73-74	26	950	2005	.474	--	--	--	269	386	.697	1126-43.3	2169	83.4
74-75	25	779	1689	.461	--	--	--	373	513	.727	1049-42.0	1925	77.0
75-76	27	857	1729	.496	--	--	--	394	583	.676	1160-43.0	2108	78.1
76-77	25	803	1572	.511	--	--	--	394	595	.662	1040-41.6	2010	80.4
77-78	26	883	1716	.515	--	--	--	422	565	.747	1050-40.4	2188	84.2
78-79	26	870	1834	.474	--	--	--	459	667	.688	1128-43.4	2187	84.1
79-80	27	860	1719	.500	--	--	--	397	571	.695	1049-38.9	2117	78.4
80-81	26	737	1525	.483	--	--	--	384	546	.703	919-35.3	1858	71.5
81-82	27	744	1519	.490	--	--	--	458	666	.688	935-34.6	1946	72.1
82-83	28	749	1510	.496	--	--	--	485	694	.699	925-33.0	1983	70.8
83-84	30	779	1733	.450	--	--	--	462	699	.661	970-32.3	2020	67.3
84-85	30	750	1717	.437	--	--	--	422	596	.708	951-31.7	1922	64.7
85-86	29	710	1538	.462	--	--	--	352	508	.693	881-30.9	1772	61.1
86-87	28	759	1594	.476	88	195	.451	357	505	.707	923-33.0	1963	70.1
87-88	27	731	1571	.465	94	222	.423	472	669	.706	981-36.3	2028	75.1
88-89	28	692	1537	.450	75	230	.326	507	713	.711	972-34.71	1966	70.2
89-90	29	762	1657	.460	112	330	.339	474	681	.696	1022-35.2	2110	72.8
90-91	28	683	1542	.443	116	344	.337	553	825	.670	1042-35.9	2035	70.2
91-92	29	773	1688	.458	139	351	.396	631	863	.731	1144-39.4	2316	79.9
92-93	28	697	1518	.459	132	375	.352	374	551	.679	1001-35.8	1900	67.9
93-94	29	795	1814	.438	144	444	.324	386	551	.701	1064-36.7	2120	73.1
94-95	35	880	1952	.451	167	484	.345	459	645	.712	1267-36.2	2386	68.2
95-96	30	712	1644	.433	146	427	.342	321	480	.669	1078-35.9	1891	63.0
96-97	29	618	1583	.390	102	406	.251	311	359	.679	1073-37.0	1649	56.9
97-98	27	708	1581	.448	167	494	.338	332	502	.661	960-35.6	1915	70.9
98-99	27	750	1663	.451	145	437	.332	334	531	.629	997-36.9	1979	73.3
99-00	30	811	1864	.435	200	579	.345	519	756	.687	1184-39.5	2341	78.0
00-01	31	814	1907	.427	204	602	.339	485	704	.689	1175-37.9	2317	74.7
01-02	30	692	1667	.415	176	519	.339	505	706	.715	1201-40.0	2065	68.8
02-03	28	692	1671	.414	194	559	.347	414	598	.692	1066-38.1	1992	71.1
03-04	30	757	1806	.419	190	572	.332	465	656	.709	1144-38.1	2169	72.3
04-05	29	780	1826	.427	225	644	.349	428	592	.723	1154-39.8	2213	76.3
05-06	29	779	1706	.457	242	631	.384	373	517	.721	1028-35.4	2173	74.9
06-07	31	789	1743	.453	221	654	.338	450	686	.656	1099-35.5	2249	72.5
07-08	31	776	1766	.439	220	617	.357	497	719	.691	1152-37.2	2269	73.2
08-09	31	716	1803	.397	164	537	.305	501	733	.683	1169-37.7	2097	67.6
09-10	32	783	1857	.422	210	644	.326	384	586	.655	1151-36.0	2160	67.5
10-11	30	693	1681	.412	180	530	.340	458	662	.692	1093-36.4	2024	67.5
11-12	30	801	1765	.454	224	649	.345	445	617	.721	1110 - 37.0	2271	75.7
12-13	34	853	1928	.442	236	703	.336	443	624	.710	1136 - 33.4	2385	70.1
13-14	34	909	2010	.452	239	710	.337	513	706	.727	1236 - 36.4	2570	75.6
14-15	33	698	1704	.410	203	630	.322	478	693	.690	1138 - 34.5	2077	62.9
15-16	33	892	1873	.476	273	719	.380	530	730	.726	1228 - 37.2	2587	78.4
16-17	34	962	1976	.487	229	668	.343	489	667	.733	1200 - 35.3	2642	77.7
17-18	33	819	1828	.448	207	645	.321	501	680	.737	1121 - 34.0	2346	71.1
18-19	32	835	1782	.469	239	664	.360	467	657	.711	1148 - 35.9	2376	74.2
19-20	32	801	1762	.455	220	633	.348	443	628	.705	1114 - 34.8	2265	70.8
20-21	13	338	747	.452	79	232	.341	170	236	.720	475 - 36.5	925	71.2
21-22	32	844	1836	.460	179	585	.306	421	579	.727	1165 - 36.4	2288	71.5
22-23	30	815	1747	.467	203	554	.366	334	487	.699	1073 - 35.8	2169	72.3
23-24	32	864	1913	.452	204	601	.339	375	530	.708	1083 - 33.8	2307	72.1

YEAR-BY-YEAR LEADERS

SCORING LEADER

1945-46	William Melvin	8.4
1946-47	Hank O'Keefe	11.9
1947-48	Hank O'Keefe	11.8
1948-49	Leroy Chollet	14.9
1949-50	Bob MacKinnon	9.1
1950-51	Don Hartnett	12.0
1951-52	Herm Hedderick	16.5
1952-53	Larry O'Connor	18.7
1953-54	Jim Young	15.5
1954-55	John McCarthy	18.7
1955-56	John McCarthy	19.8
1956-57	Hank Nowak	20.1
1957-58	Greg Britz	15.7
1958-59	Frank Rojek	15.0
1959-60	Frank Rojek	14.4
1960-61	Bill O'Connor	23.2
1961-62	Bill O'Connor	22.8
1962-63	Bill O'Connor	23.8
1963-64	Tony Gennari	19.0
1964-65	Frank Swiatek	22.3
1965-66	John Morrison	24.9
1966-67	Andy Anderson	21.6
1967-68	Tony Masiello	18.2
1968-69	Tony Masiello	20.0
1969-70	Gary Stewart	17.5
1970-71	Mike Macaluso	14.5
1971-72	Mike Macaluso	16.9
1972-73	Mike Macaluso	16.0
1973-74	Larry Fogle	33.4
1974-75	Larry Fogle	24.9
1975-76	Tim Stokes	21.1
1976-77	Dave Spiller	10.5
1977-78	Ron Peaks	22.5
1978-79	Ron Peaks	23.9
1979-80	Barry Moore	13.1
1980-81	Phil Seymore	15.9
1981-82	Ray Hall	16.8
1982-83	Ray Hall	19.9
1983-84	Ray Hall	19.6
1984-85	Ray Hall	20.9
1985-86	Tim Harvey	10.8
1986-87	Brian Smith	14.4
1987-88	Brian Smith	17.0
1988-89	Ed Book	10.9
1989-90	Jeff Prial	11.9
1990-91	Harry Seymour	11.9
1991-92	Ed Book	17.8
1992-93	Craig Wise	15.8
1993-94	Craig Wise	16.1
1994-95	Craig Wise	16.4
1995-96	Michael Meeks	16.2
1996-97	Kevin Thompson	15.4
1997-98	Jamie Cammaert	13.9
1998-99	Keith Lambkin	13.8
1999-00	Darren Fenn	17.6
2000-01	Clive Bentic	13.6
2001-02	Hodari Mallory	10.8
2002-03	Hodari Mallory	16.7
2003-04	Kevin Downey	13.1
2004-05	Kevin Downey	16.5
2005-06	Kevin Downey	15.6
2006-07	Darnell Wilson	13.9
2007-08	Frank Turner	12.9
2008-09	Frank Turner	15.6
2009-10	Frank Turner	16.2
2010-11	Elton Frazier	12.4
2011-12	Harold Washington	17.0
2012-13	Billy Baron	17.2
2013-14	Billy Baron	24.1
2014-15	Zach Lewis	12.5
2015-16	Malcolm McMillan	14.7
2016-17	Kassius Robertson	16.1
2017-18	Jermaine Crumpton	17.1
2018-19	Takal Molson	16.9
2019-20	Majesty Brandon	13.9
2020-21	Malek Green	13.2
2021-22	Armon Harried	11.2
2022-23	Jordan Henderson	14.0
2023-24	Tre Dinkins	15.4

REBOUND LEADER

1951-52	Herm Hedderick	15.4
1952-53	Larry O'Connor	15.0
1953-54	Don Dunn	15.0
1954-55	Hank Nowak	10.4
1955-56	Hank Nowak	12.8
1956-57	Hank Nowak	10.7
1957-58	Greg Britz	6.3
1958-59	Tom Rojek	7.3
1959-60	Lawrence Sarafinas	11.0
1960-61	Bill O'Connor	10.7
1961-62	Tom Chester	11.4
1962-63	Bill O'Connor	10.2
1963-64	Frank Swiatek	9.1
1964-65	Frank Swiatek	7.9
1965-66	Warren Plant	6.6
1966-67	Andy Anderson	8.8
1967-68	Tony Masiello	10.5
1968-69	Tony Masiello	9.3
1969-70	Gary Stewart	9.1
1970-71	Clyde Alexander	9.3

1971-72	Gary Lawrence	10.5
1972-73	Gary Lawrence	9.7
1973-74	Larry Fogle	14.0
1974-75	Charley Johnson	10.4
1975-76	Craig Prosser	10.2
1976-77	John Sommers	5.4
1977-78	Ron Peaks	10.8
1978-79	Ron Peaks	9.0
1979-80	Barry Moore	6.7
1980-81	Glenn Dixon	6.0
1981-82	Lee Stringfellow	7.7
1982-83	Mike Smrek	4.7
1983-84	Ray Hall	6.3
1984-84	Mike Smrek	6.9
1985-85	Tim Harvey	7.8
1986-87	Chris Heinold	6.0
1987-88	Marvin Bailey	7.2
1988-89	Jeff Prial	6.1
1989-90	Jeff Prial	7.3
1990-91	Harry Seymour	6.7
1991-92	Ed Book	7.7
1992-93	Michael Meeks	7.1
1993-94	Darrell Barley	7.5
	Michael Meeks	7.5
1994-95	Craig Wise	7.3
1995-96	Darrell Barley	7.6
1996-97	Ryan Collins	6.8
1997-98	Jamie Cammaert	6.7
1998-99	Darren Fenn	6.6
1999-00	Darren Fenn	10.5
2000-01	Darren Fenn	8.0
2001-02	Richard Hampton	6.0
2002-03	Hodari Mallory	6.7
2003-04	Toby Foster	6.2
2004-05	Darnell Wilson	6.6
2005-06	Darnell Wilson	5.2
2006-07	Darnell Wilson	7.5
2007-08	Greg Logins	5.5
2008-09	Greg Logins	7.0
2009-10	Tomas Vazquez-Simmons	6.7
2010-11	Elton Frazier	6.3
2011-12	Chris Manhertz	7.4
2012-13	Chris Manhertz	8.7
2013-14	Chris Manhertz	6.9
2014-15	Josiah Heath	6.8
2015-16	Phil Valenti	6.1
2016-17	Phil Valenti	5.9
2017-18	Isaiah Reese	5.8
2018-19	Takal Molson	5.4
2019-20	Malik Johnson	5.8
2020-21	Malek Green	7.2
2021-22	Jacco Fritz	5.3
2022-23	Jacco Fritz	5.9
	Xzavier Long	5.9
2023-24	Frank Mitchell	11.6

ASSIST LEADER

1971-72	Aaron Covington	5.2
1972-73	Aaron Covington	4.3
1973-74	Jim Schofield	7.6
1974-75	Tim Stokes	3.1
1975-76	Craig Prosser	3.6
1976-77	Rene Stevens	3.0
1977-78	Rene Stevens	3.8
1978-79	Duke Richardson	8.3
1979-80	Duke Richardson	5.8
1980-81	Phil Seymore	5.0
1981-82	Phil Seymore	4.2
1982-83	Robert Turner	4.2
1983-84	Mike Trivisonno	4.7
1984-85	Michael Ray Jackson	3.8
1985-86	Michael Ray Jackson	3.6
1986-87	Jamel Mosley	2.9
1987-88	Brian Smith	3.3
1988-89	Rodney Brown	4.5
1989-90	Rodney Brown	2.9
1990-91	Rodney Brown	4.7
1991-92	Rodney Brown	3.5
1992-93	Craig Wise	3.7
1993-94	Binky Johnson	4.4
1994-95	Javone Moore	4.6
1995-96	Javone Moore	6.1
1996-97	Javone Moore	6.2
1997-98	Kevin Thompson	3.8
1998-99	Kevin Worley	3.9
1999-00	Clive Bentic	4.5
2000-01	Brian Dux	4.1
2001-02	Brian Dux	4.8
2002-03	Brian Dux	5.4
2003-04	Kevin Downey	3.8
2004-05	Kevin Downey	3.7
2005-06	Kevin Downey	3.3
2006-07	Frank Turner	5.4
2007-08	Frank Turner	4.6
2008-09	Frank Turner	4.0
2009-10	Frank Turner	5.7
2010-11	Gaby Belardo	3.9
2011-12	Harold Washington	2.8
2012-13	Billy Baron	5.0
2013-14	Billy Baron	5.2
2014-15	Zach Lewis	2.5
2015-16	Malcolm McMillan	4.1

2016-17	Malik Johnson	4.4
2017-18	Isaiah Reese	4.7
2018-19	Malik Johnson	4.8
2019-20	Malik Johnson	5.9
2020-21	Jacco Fritz	2.8
2021-22	Ahamadou Fofana	3.2
2022-23	Tahj Staveskie	2.8
2023-24	Tre Dinkins	3.6


STEALS LEADER

1980-81	Phil Seymore	2.4
1981-82	Ray Hall	2.0
1982-83	Ray Hall	1.9
1983-84	Ray Hall	2.2
1984-85	Ray Hall	1.6
1985-86	Tim Harvey	1.7
1986-87	Brian Smith	1.9
1987-88	Brian Smith	1.5
1988-89	Rodney Brown	1.5
1989-90	Gregg Smith	1.8
1990-91	Chuck Giscombe	1.6
1991-92	Rodney Brown	2.3
1992-93	Dana Johnson	3.0
1993-94	Craig Wise	2.0
1994-95	Craig Wise	2.1
1995-96	Darrell Barley	1.7
1996-97	Javone Moore	1.7
1997-98	Mike McCarthy	1.0
1998-99	Kevin Worley	1.1
1999-00	Clive Bentic	1.4
2000-01	Clive Bentic	1.4
2001-02	Brian Dux	1.7
2002-03	Hodari Mallory	1.8
2003-04	Chuck Harris	1.5
2004-05	Kevin Downey	1.5
2005-06	Chuck Harris	1.5
2006-07	Frank Turner	1.6
2007-08	Frank Turner	1.4
2008-09	Frank Turner	1.2
2009-10	Frank Turner	2.1
2010-11	Robert Goldsberry	1.4
2011-12	Reggie Groves	1.3
2012-13	Billy Baron	1.0
2013-14	Billy Baron	1.6
2014-15	Zach Lewis	1.6
2015-16	Kassius Robertson	1.1
2016-17	Isaiah Reese	1.4
2017-18	Isaiah Reese	2.2
2018-19	Malik Johnson	1.7
2019-20	Malik Johnson	2.0
2020-21	Majesty Brandon	1.2
2021-22	Ahamadou Fofana	1.2
2022-23	Jacco Fritz	1.1
	Tahj Staveskie	1.1
2023-24	Devean Williams	1.2

BLOCKED SHOTS LEADER

1981-82	Mike Smrek	1.4
1982-83	Mike Smrek	1.3
1983-84	Mike Smrek	1.8
1984-85	Mike Smrek	1.9
1985-86	Chris Heinold	1.2
1986-87	Mike Brown	1.5
1987-88	Mike Brown	3.7
1988-89	Ed Book	1.6
1989-90	Mike O'Sullivan	0.6
1990-91	Ed Book	1.0
1991-92	Ed Book	1.7
1992-93	Michael Meeks	1.8
1993-94	Michael Meeks	1.6
1994-95	Michael Meeks	1.5
1995-96	Michael Meeks	1.4
1996-97	Ryan Collins	1.3
1997-98	Darren Fenn	1.3
1998-99	Darren Fenn	1.3
1999-00	Darren Fenn	0.9
2000-01	Darren Fenn	1.2
2001-02	Andrew Bush	1.0
2002-03	Jon Ferris	0.8
	Yaku Moton-Spruill	0.8
2003-04	Darnell Wilson	1.0
2004-05	Rigoberto Sargeant	1.7
2005-06	Darnell Wilson	1.3
2006-07	Darnell Wilson	1.0
2007-08	Tomas Vazquez-Simmons	2.7
2008-09	Tomas Vazquez-Simmons	1.7
2009-10	Tomas Vazquez-Simmons	2.3
2010-11	Tomas Vazquez-Simmons	2.1
2011-12	Josiah Heath	0.9
2012-13	Jordan Heath	1.7
2013-14	Jordan Heath	2.1
2014-15	Josiah Heath	1.1
2015-16	Kevin Bleeker	0.9
2016-17	Selvedin Planinic	0.9
2017-18	Selvedin Planinic	0.9
2018-19	Jalanni White	0.8
2019-20	Scott Hitchon	0.6
2020-21	Jacco Fritz	0.9
2021-22	Armon Harried	0.6
2022-23	Jacco Fritz	0.5
2023-24	Frank Mitchell	0.9



1,000 POINT SCORERS



1. Ray Hall

6-5, 194, Guard, Buffalo, N.Y.


Year	GP	GS	Total			3-Pt			FT	FTA	Pct	Reb	Ast	Blk	Stl	Pts	Avg
			FG	FGA	Pct	FG	FGA	Pct									
1981-82	27	27	172	372	.462	-	-	-	110	149	.738	152	55	9	53	454	16.8
1982-83	28	28	208	430	.484	-	-	-	141	177	.797	115	64	4	54	557	19.9
1983-84	30	30	210	422	.498	-	-	-	167	208	.803	188	67	9	65	587	19.6
1984-85	30	30	222	422	.526	-	-	-	184	241	.763	160	98	2	47	628	20.9
TOTAL	115	115	812	1646	.493	-	-	-	602	775	.777	615	284	24	219	2226	19.4



2. Micheal Meeks

6-9, 222, Center, Brampton, Ontario


Year	GP	GS	Total			3-Pt			FT	FTA	Pct	Reb	Ast	Blk	Stl	Pts	Avg
			FG	FGA	Pct	FG	FGA	Pct									
1992-93	25	25	126	278	.453	7	22	.318	72	113	.637	178	25	45	39	331	13.2
1993-94	29	29	165	312	.529	11	31	.355	109	152	.717	217	36	46	33	450	15.5
1994-95	35	35	198	422	.469	17	54	.315	146	197	.741	241	43	51	25	559	16.0
1995-96	30	29	168	366	.459	9	43	.209	142	182	.780	202	46	41	28	487	16.2
TOTAL	119	118	657	1378	.477	44	150	.293	469	644	.728	838	150	183	125	1827	15.4



3. Craig Wise

6-4, 190, Guard, Philadelphia, Pa.


Year	GP	GS	Total			3-Pt			FT	FTA	Pct	Reb	Ast	Blk	Stl	Pts	Avg
			FG	FGA	Pct	FG	FGA	Pct									
1991-92	29	10	109	289	.377	22	83	.265	78	118	.661	133	75	10	45	318	11.0
1992-93	28	28	145	352	.412	35	121	.289	117	145	.807	191	104	18	41	442	15.8
1993-94	29	29	159	352	.452	28	93	.301	120	171	.702	204	97	18	59	466	16.1
1994-95	35	35	182	426	.427	51	150	.340	158	207	.763	256	125	23	73	573	16.4
TOTAL	121	102	595	1419	.419	136	447	.304	473	641	.738	784	353	69	218	1799	14.9



4. Frank Turner

5-10, 165, Guard, Atlantic City, N.J.



Year	GP	GS	Total			3-Pt			FT	FTA	Pct	Reb	Ast	Blk	Stl	Pts	Avg
			FG	FGA	Pct	FG	FGA	Pct									
2006-07	31	25	128	280	.457	17	42	.405	95	147	.646	143	167	5	49	368	11.3
2007-08	31	29	151	370	.408	18	70	.257	79	123	.642	133	143	5	42	399	12.9
2008-09	31	31	180	427	.422	18	64	.291	106	164	.646	137	124	3	36	484	15.6
2009-10	32	32	172	365	.471	23	71	.324	151	211	.716	163	182	3	66	518	16.2
TOTAL	125	117	631	1442	.438	76	247	.308	431	645	.668	576	616	16	193	1769	14.2



5. Bill O'Connor

6-5, 205, Forward, Stamford, Conn.

Year	GP	GS	Total			3-Pt			FT	FTA	Pct	Reb	Ast	Blk	Stl	Pts	Avg
			FG	FGA	Pct	FG	FGA	Pct									
1960-61	23	-	178	372	.478	-	-	-	177	245	.722	246	-	-	-	533	23.2
1961-62	21	-	170	378	.450	-	-	-	139	213	.653	226	-	-	-	479	22.8
1962-63	26	-	215	432	.498	-	-	-	188	284	.662	264	-	-	-	618	23.8
TOTAL	70	-	563	1182	.476	-	-	-	504	742	.679	736	-	-	-	1630	23.3



T6. Darrell Barley

6-5, 200, Forward, Rochester, N.Y.

Year	GP	GS	Total			3-Pt			FT	FTA	Pct	Reb	Ast	Blk	Stl	Pts	Avg
			FG	FGA	Pct	FG	FGA	Pct									
1992-93	7	7	46	82	.561	0	1	.000	23	32	.719	63	13	1	9	115	16.4
1993-94	29	29	190	357	.532	12	41	.293	68	102	.667	217	104	9	42	460	15.9
1994-95	35	35	212	409	.518	12	40	.300	108	142	.761	229	73	12	43	544	15.5
1995-96	24	24	167	326	.512	23	57	.404	111	163	.681	183	57	8	41	468	19.5
TOTAL	95	95	615	1174	.524	47	139	.338	310	439	.706	692	247	30	135	1587	16.7



1,000 POINT SCORERS




T6. Jermaine Crumpton
6-6, 240, Forward, Niagara Falls, N.Y.

Year	GP	GS	Total			3-Pt			FT	FTA	Pct	Reb	Ast	Blk	Stl	Pts	Avg
			FG	FGA	Pct	FG	FGA	Pct									
2014-15	24	3	59	146	.404	17	53	.321	37	52	.712	52	12	5	8	172	7.2
2015-16	30	0	114	268	.425	38	106	.358	47	68	.691	93	25	7	16	313	10.4
2016-17	34	34	195	397	.491	57	133	.429	92	128	.719	153	45	11	33	539	15.9
2017-18	33	33	205	426	.481	47	147	.320	106	139	.763	177	50	17	23	563	17.1
TOTAL	121	70	573	1237	.463	159	439	.362	282	387	.729	475	132	40	80	1587	13.1





8. Kevin Downey
6-3, 204, Guard, Livonia, N.Y.

Year	GP	GS	Total			3-Pt			FT	FTA	Pct	Reb	Ast	Blk	Stl	Pts	Avg
			FG	FGA	Pct	FG	FGA	Pct									
2002-03	28	28	101	241	.419	37	103	.359	19	28	.679	101	88	4	37	258	9.2
2003-04	30	30	152	316	.481	46	102	.451	43	57	.754	94	113	2	30	393	13.1
2004-05	29	29	181	407	.445	58	142	.408	59	79	.747	162	106	10	44	479	16.5
2005-06	29	29	176	367	.480	44	130	.338	57	73	.781	137	97	0	36	453	15.6
TOTAL	116	116	610	1331	.458	185	477	.388	178	237	.751	494	404	16	147	1583	13.6




9. Hank Nowak
6-3, 185, Forward, Buffalo, N.Y.

Year	GP	GS	Total			3-Pt			FT	FTA	Pct	Reb	Ast	Blk	Stl	Pts	Avg
			FG	FGA	Pct	FG	FGA	Pct									
1954-55	25	-	129	369	.350	-	-	-	160	231	.693	259	-	-	-	418	16.7
1955-56	25	-	153	349	.438	-	-	-	161	246	.654	321	-	-	-	467	18.7
1956-57	28	-	164	379	.433	-	-	-	236	356	.663	300	-	-	-	564	20.1
TOTAL	78	-	446	1097	.407	-	-	-	557	833	.669	880	-	-	-	1449	18.6




10. Robert Turner
6-3, 183, Guard, St. Louis, Mo.

Year	GP	GS	Total			3-Pt			FT	FTA	Pct	Reb	Ast	Blk	Stl	Pts	Avg
			FG	FGA	Pct	FG	FGA	Pct									
1980-81	26	0	104	233	.446	-	-	-	88	116	.759	52	82	11	27	296	11.4
1981-82	26	11	96	212	.453	-	-	-	52	70	.743	41	0	7	20	244	9.4
1982-83	28	24	151	343	.440	-	-	-	121	161	.752	56	90	8	24	423	15.1
1983-84	30	30	164	361	.454	-	-	-	124	167	.743	99	114	3	35	452	15.1
TOTAL	110	65	515	1149	.448	-	-	-	385	514	.749	248	286	29	106	1415	12.9



11. Darren Fenn
6-10, 237, Center, North Tonawanda, N.Y.

Year	GP	GS	Total			3-Pt			FT	FTA	Pct	Reb	Ast	Blk	Stl	Pts	Avg
			FG	FGA	Pct	FG	FGA	Pct									
1997-98	27	12	62	136	.456	0	0	.000	37	59	.627	126	10	35	12	161	6.0
1998-99	27	27	121	237	.511	0	0	.000	82	113	.726	179	22	35	19	324	12.0
1999-00	30	28	191	379	.504	3	9	.333	143	182	.786	315	41	28	21	528	17.6
2000-01	29	23	150	304	.493	3	19	.158	98	138	.710	232	30	34	15	401	13.8
TOTAL	113	90	524	1056	.496	6	28	.214	360	492	.732	852	103	132	67	1414	12.5



12. Billy Baron
6-2, 195, Guard, East Greenwich, R.I.

Year	GP	GS	Total			3-Pt			FT	FTA	Pct	Reb	Ast	Blk	Stl	Pts	Avg
			FG	FGA	Pct	FG	FGA	Pct									
2012-13	34	33	189	431	.439	66	173	.382	140	170	.824	141	171	0	35	584	17.2
2013-14	34	34	247	532	.464	107	254	.421	220	249	.884	166	180	1	56	821	24.1
TOTAL	68	67	436	963	.453	173	427	.405	360	419	.859	307	351	1	91	1405	20.7




1,000 POINT SCORERS




13. Phil Valenti
6-7, 200, Forward, Victor, N.Y.

Year	GP	GS	Total			3-Pt			FT	FTA	Pct	Reb	Ast	Blk	Stl	Pts	Avg
			FG	FGA	Pct	FG	FGA	Pct									
2013-14	34	3	66	130	.508	6	25	.240	33	47	.702	131	31	9	19	171	5.0
2014-15	24	20	85	190	.447	12	36	.333	44	62	.710	109	58	7	23	226	9.4
2015-16	33	33	170	366	.464	47	121	.388	94	122	.770	201	65	14	31	481	14.6
2016-17	34	34	181	361	.501	31	91	.341	82	103	.796	201	82	4	36	475	14.0
TOTAL	125	90	502	1047	.479	96	273	.352	253	334	.757	642	236	34	109	1353	10.8




14. Brian Smith
6-3, 200, Guard, Philadelphia, Pa.

Year	GP	GS	Total			3-Pt			FT	FTA	Pct	Reb	Ast	Blk	Stl	Pts	Avg
			FG	FGA	Pct	FG	FGA	Pct									
1984-85	29	24	68	155	.439	-	-	-	48	55	.873	135	60	3	31	184	6.3
1985-86	28	26	118	240	.492	-	-	-	67	89	.753	113	77	4	37	303	10.8
1986-87	28	28	154	309	.498	33	62	.532	63	75	.840	158	78	3	53	404	14.4
1987-88	27	27	152	341	.446	69	138	.500	85	111	.766	153	90	4	40	458	17.0
TOTAL	112	105	492	1045	.471	102	200	.510	263	330	.797	559	305	14	161	1349	12.0





15. Darnell Wilson
6-6, 215, Forward, Wayne, Mich.

Year	GP	GS	Total			3-Pt			FT	FTA	Pct	Reb	Ast	Blk	Stl	Pts	Avg
			FG	FGA	Pct	FG	FGA	Pct									
2003-04	30	10	77	162	.475	0	3	.000	44	70	.629	127	31	30	24	198	6.6
2004-05	29	29	137	273	.502	2	11	.182	51	89	.573	190	41	43	37	327	11.3
2005-06	29	27	150	254	.591	0	2	.000	74	106	.698	151	38	39	41	374	12.9
2006-07	31	30	183	335	.546	0	1	.000	66	121	.545	234	32	32	44	432	13.9
TOTAL	119	96	547	1024	.534	2	17	.118	235	386	.609	722	142	144	146	1331	11.2




16. Ed Book
6-11, 228, Center, Buffalo, N.Y.

Year	GP	GS	Total			3-Pt			FT	FTA	Pct	Reb	Ast	Blk	Stl	Pts	Avg
			FG	FGA	Pct	FG	FGA	Pct									
1988-89	28	26	126	225	.560	0	2	.000	53	88	.602	143	22	46	11	305	10.9
1989-90	15	13	72	151	.477	1	1	1.000	39	56	.696	97	12	16	9	184	12.3
1990-91	28	27	123	262	.469	1	12	.083	66	88	.750	154	34	28	14	313	11.2
1991-92	29	29	215	414	.519	3	12	.250	82	126	.651	224	45	49	17	515	17.8
TOTAL	100	95	536	1052	.510	5	27	.185	240	358	.670	618	113	139	51	1317	13.2



17. Larry Fogel
6-5, 200, Forward, Brooklyn, N.Y.

Year	GP	GS	Total			3-Pt			FT	FTA	Pct	Reb	Ast	Blk	Stl	Pts	Avg
			FG	FGA	Pct	FG	FGA	Pct									
1973-74	25	-	326	602	.542	-	-	-	183	237	.772	351	32	-	-	835	33.4
1974-75	19	-	198	375	.528	-	-	-	78	103	.757	183	24	-	-	474	24.9
TOTAL	44	-	524	977	.536	-	-	-	261	340	.768	534	56	-	-	1309	29.8




18. Greg Logins
6-7, 230, Forward, Sodus, N.Y.

Year	GP	GS	Total			3-Pt			FT	FTA	Pct	Reb	Ast	Blk	Stl	Pts	Avg
			FG	FGA	Pct	FG	FGA	Pct									
2007-08	31	26	93	196	.474	23	56	.411	40	56	.714	169	13	4	8	249	8.0
2008-09	31	26	129	284	.454	28	97	.289	64	86	.744	218	28	3	18	350	11.3
2009-10	31	15	121	288	.420	36	95	.379	39	47	.830	190	12	5	10	317	10.2
2010-11	30	23	134	285	.470	49	108	.454	36	46	.783	181	16	9	16	353	11.8
TOTAL	122	90	477	1053	.453	136	356	.382	179	235	.762	758	69	21	52	1269	10.4




1,000 POINT SCORERS



19. Brian Dux

6-4, 192, Guard, Orchard Park, N.Y.


Year	GP	GS	Total			3-Pt			FT	FTA	Pct	Reb	Ast	Blk	Stl	Pts	Avg
			FG	FGA	Pct	FG	FGA	Pct									
1999-00	30	21	62	139	.446	17	38	.447	59	67	.881	59	84	6	22	200	6.7
2000-01	31	31	93	197	.472	20	53	.377	102	129	.791	89	127	4	30	308	9.9
2001-02	30	30	95	216	.440	17	58	.293	106	140	.757	88	145	7	50	313	10.4
2002-03	28	28	141	293	.481	21	70	.300	115	125	.920	87	152	8	38	418	14.9
TOTAL	119	110	391	845	.463	75	219	.342	382	461	.829	323	508	25	140	1239	10.4



20. Kassius Robertson

6-3, 175, Guard, Toronto, Ontario



Year	GP	GS	Total			3-Pt			FT	FTA	Pct	Reb	Ast	Blk	Stl	Pts	Avg
			FG	FGA	Pct	FG	FGA	Pct									
2014-15	33	0	74	156	.747	29	76	.382	46	55	.836	72	37	1	15	223	6.8
2015-16	33	33	153	350	.437	86	213	.404	73	100	.730	93	59	2	36	465	14.1
2016-17	34	33	178	398	.447	98	239	.410	94	117	.803	107	82	5	30	548	16.1
TOTAL	100	66	405	904	.448	213	528	.403	213	272	.783	272	178	8	81	1236	12.4



21. John Morrison

6-1, 185, Guard, Roselle Park, N.Y.


Year	GP	GS	Total			3-Pt			FT	FTA	Pct	Reb	Ast	Blk	Stl	Pts	Avg
			FG	FGA	Pct	FG	FGA	Pct									
1964-65	22	-	106	261	.406	-	-	-	49	72	.681	85	-	-	-	261	11.9
1965-66	22	-	212	519	.408	-	-	-	124	158	.785	88	-	-	-	548	24.9
1966-67	23	-	153	369	.415	-	-	-	98	126	.778	72	-	-	-	404	17.6
TOTAL	67	-	471	1149	.410	-	-	-	271	356	.761	245	-	-	-	1213	18.1



22. Julius Coles

6-4, 183, Guard, Harlem, N.Y.


Year	GP	GS	Total			3-Pt			FT	FTA	Pct	Reb	Ast	Blk	Stl	Pts	Avg
			FG	FGA	Pct	FG	FGA	Pct									
2007-08	25	9	31	84	.369	10	30	.300	15	23	.652	37	12	2	8	87	3.5
2008-09	31	26	134	330	.406	43	126	.341	64	103	.621	120	66	18	32	375	12.1
2009-10	31	27	136	371	.367	62	180	.344	89	123	.724	142	37	6	23	423	13.6
2010-11	30	29	114	304	.375	37	112	.330	62	98	.633	122	58	13	31	327	10.9
TOTAL	117	91	415	1089	.381	152	448	.339	230	347	.663	421	177	39	94	1212	10.4



23. Ron Peaks

6-6, 210, Forward, Flint, Mich.

Year	GP	GS	Total			3-Pt			FT	FTA	Pct	Reb	Ast	Blk	Stl	Pts	Avg
			FG	FGA	Pct	FG	FGA	Pct									
1977-78	26	-	236	529	.446	-	-	-	114	151	.755	280	34	-	-	586	22.5
1978-79	26	-	233	443	.526	-	-	-	155	207	.749	235	98	-	-	621	23.9
TOTAL	52	-	469	972	.483	-	-	-	269	358	.751	515	71	-	-	1207	23.2




24. Jordan Henderson

6-5, 190, Guard, Cincinnati, Ohio

Year	GP	GS	Total			3-Pt			FT	FTA	Pct	Reb	Ast	Blk	Stl	Pts	Avg
			FG	FGA	Pct	FG	FGA	Pct									
2018-19	31	1	38	82	.463	18	46	.391	15	21	.714	43	26	8	13	109	3.5
2019-20	28	24	98	220	.445	40	107	.374	24	31	.774	67	57	4	23	260	9.3
2020-21	13	13	40	106	.377	21	51	.412	17	23	.739	52	23	3	5	118	9.1
2021-22	32	32	123	329	.374	61	185	.330	45	63	.714	89	67	14	33	352	11.0
2022-23	26	24	131	327	.401	54	149	.362	48	67	.716	78	57	7	27	364	14.0
TOTAL	130	94	430	1064	.404	194	538	.361	149	205	.727	329	230	36	101	1203	9.3





1,000 POINT SCORERS




25. John McCarthy
6-0, 170, Guard, Buffalo, N.Y.

Year	GP	GS	Total			3-Pt			FT	FTA	Pct	Reb	Ast	Blk	Stl	Pts	Avg
			FG	FGA	Pct	FG	FGA	Pct									
1953-54	11	-	61	201	.303	-	-	75	103	.728	111	-	-	-	197	17.9	
1954-55	24	-	152	394	.386	-	-	145	188	.771	171	-	-	-	449	18.7	
1955-56	26	-	180	483	.373	-	-	154	212	.726	175	-	-	-	514	19.8	
TOTAL	61	-	393	1078	.365	-	-	374	503	.744	-	-	-	-	1160	19.0	



26. Andy Anderson
6-1, 170, Guard, Cheektowaga, N.Y.

Year	GP	GS	Total			3-Pt			FT	FTA	Pct	Reb	Ast	Blk	Stl	Pts	Avg
			FG	FGA	Pct	FG	FGA	Pct									
1964-65	22	-	120	287	.418	-	-	49	81	.605	79	-	-	-	289	13.1	
1965-66	22	-	138	318	.434	-	-	73	100	.730	129	-	-	-	349	15.9	
1966-67	24	-	196	461	.425	-	-	126	154	.818	211	-	-	-	518	21.6	
TOTAL	68	-	454	1066	.426	-	-	248	335	.740	419	-	-	-	1156	17.0	



27. Toby Foster
6-6, 220, Forward, Candor, N.Y.


Year	GP	GS	Total			3-Pt			FT	FTA	Pct	Reb	Ast	Blk	Stl	Pts	Avg
			FG	FGA	Pct	FG	FGA	Pct									
1999-00	28	27	89	220	.405	54	143	.378	17	22	.773	125	46	12	18	249	8.9
2000-01	30	29	100	226	.442	70	158	.443	37	59	.627	145	62	8	20	307	10.2
2001-02	26	25	96	245	.392	65	152	.428	15	28	.536	131	35	8	16	272	10.5
2002-03	30	29	106	251	.422	75	181	.414	25	37	.676	187	68	6	16	312	10.4
TOTAL	114	110	391	942	.415	264	634	.416	94	146	.644	588	211	34	70	1140	10.0



28. Leroy Chollet
6-2, 175, Forward, New Orleans, La.

Year	GP	GS	Total			3-Pt			FT	FTA	Pct	Reb	Ast	Blk	Stl	Pts	Avg
			FG	FGA	Pct	FG	FGA	Pct									
1946-47	31	-	132	404	.327	-	-	117	177	.661	-	-	-	-	381	12.3	
1947-48	25	-	103	334	.308	-	-	111	163	.681	-	-	-	-	317	12.7	
1948-49	28	-	132	384	.344	-	-	154	220	.700	-	-	-	-	418	14.9	
TOTAL	84	-	367	1122	.327	-	-	382	560	.682	-	-	-	-	1116	13.3	

Note - the school's first 1,000 point scorer



29. Malik Johnson
5-10, 165, Guard, Richmond, Va.

Year	GP	GS	Total			3-Pt			FT	FTA	Pct	Reb	Ast	Blk	Stl	Pts	Avg
			FG	FGA	Pct	FG	FGA	Pct									
2016-17	34	34	42	138	.304	13	52	.250	32	49	.653	90	148	1	34	129	3.8
2017-18	33	33	90	205	.439	34	101	.337	45	61	.738	109	152	4	49	259	7.8
2018-19	32	32	101	262	.385	34	113	.301	72	99	.727	134	155	3	55	308	9.6
2019-20	32	32	141	365	.386	32	124	.258	88	123	.715	187	189	3	64	402	12.6
TOTAL	131	131	375	970	.386	113	390	.290	237	332	.714	520	644	11	202	1098	8.4




30. Chuck Harris
6-3, 188, Guard, Detroit, Mich.

Year	GP	GS	Total			3-Pt			FT	FTA	Pct	Reb	Ast	Blk	Stl	Pts	Avg
			FG	FGA	Pct	FG	FGA	Pct									
2003-04	30	9	45	124	.363	12	37	.324	33	49	.673	106	68	4	35	135	4.5
2004-05	29	29	86	213	.404	37	92	.402	68	105	.648	170	81	13	39	277	9.6
2005-06	29	29	96	258	.372	47	135	.348	52	67	.776	137	91	17	43	291	10.0
2006-07	27	22	121	356	.340	70	209	.335	75	98	.765	142	72	8	37	387	14.3
TOTAL	115	89	348	951	.366	166	473	.351	228	319	.715	555	312	42	154	1090	9.5




1,000 POINT SCORERS




31. Kevin Thompson
6-2, 195, Guard, Silver Springs, Md.

Year	GP	GS	Total			3-Pt			FT	FTA	Pct	Reb	Ast	Blk	Stl	Pts	Avg
			FG	FGA	Pct	FG	FGA	Pct									
1994-95	33	13	27	98	.276	13	57	.228	12	19	.632	34	19	0	8	79	2.4
1995-96	30	10	71	193	.368	35	104	.337	38	52	.731	55	45	2	19	215	7.2
1996-97	29	29	149	376	.396	67	167	.401	81	108	.750	84	67	2	19	446	15.4
1997-98	27	27	116	297	.391	32	115	.278	79	104	.760	87	102	2	24	343	12.7
TOTAL	119	79	363	964	.377	147	443	.332	210	283	.742	260	233	6	70	1083	9.1



32. Tony Masiello
6-4, 190, Forward, Buffalo, N.Y.

Year	GP	GS	Total			3-Pt			FT	FTA	Pct	Reb	Ast	Blk	Stl	Pts	Avg
			FG	FGA	Pct	FG	FGA	Pct									
1966-67	24	-	65	150	.433	-	-	-	43	71	.606	168	-	-	-	173	7.2
1967-68	24	-	158	358	.441	-	-	-	121	154	.786	252	-	-	-	437	18.2
1968-69	23	-	159	400	.398	-	-	-	141	190	.742	214	-	-	-	459	20.0
TOTAL	71	-	382	908	.421	-	-	-	305	415	.735	634	-	-	-	1069	15.1



33. Mike Macaluso
6-6, 210, Forward, Buffalo, N.Y.

Year	GP	GS	Total			3-Pt			FT	FTA	Pct	Reb	Ast	Blk	Stl	Pts	Avg
			FG	FGA	Pct	FG	FGA	Pct									
1970-71	19	-	104	238	.437	-	-	-	67	85	.788	135	0	-	-	275	14.5
1971-72	24	-	164	324	.506	-	-	-	77	112	.688	226	21	-	-	405	16.9
1972-73	24	-	162	327	.495	-	-	-	59	83	.711	224	18	-	-	383	16.0
TOTAL	67	-	430	889	.484	-	-	-	203	280	.725	585	39	-	-	1063	15.9



34. Hodari Mallory
6-3, 214, Guard/Forward, Buffalo, N.Y.

Year	GP	GS	Total			3-Pt			FT	FTA	Pct	Reb	Ast	Blk	Stl	Pts	Avg
			FG	FGA	Pct	FG	FGA	Pct									
1999-00	25	2	50	112	.446	17	49	.347	7	15	.467	59	65	8	28	124	5.0
2000-01	26	0	61	157	.389	29	75	.387	28	40	.700	87	65	8	19	179	6.9
2001-02	30	24	115	291	.395	45	136	.331	49	73	.671	163	101	14	40	324	10.8
2002-03	26	26	158	339	.466	53	132	.402	66	82	.805	173	85	13	48	435	16.7
TOTAL	107	52	384	899	.427	144	392	.367	150	210	.714	482	118	43	135	1062	9.9



35. Alshwan Hymes
6-2, 203, Guard, DeWitt, N.Y.

Year	GP	GS	Total			3-Pt			FT	FTA	Pct	Reb	Ast	Blk	Stl	Pts	Avg
			FG	FGA	Pct	FG	FGA	Pct									
2009-10	24	5	39	135	.289	22	95	.232	6	10	.600	44	23	0	9	106	4.4
2010-11	30	8	93	244	.381	69	181	.381	11	18	.611	59	52	4	19	266	8.9
2011-12	30	30	168	431	.390	84	257	.327	41	56	.732	97	51	2	36	461	15.4
2012-13	30	2	70	175	.400	45	122	.369	29	31	.935	65	30	1	16	214	7.1
TOTAL	114	45	370	985	.376	220	655	.336	87	115	.757	265	156	7	80	1047	9.2



36. Isaiah Reese
6-5, 185, Guard, Miami, Fla.

Year	GP	GS	Total			3-Pt			FT	FTA	Pct	Reb	Ast	Blk	Stl	Pts	Avg
			FG	FGA	Pct	FG	FGA	Pct									
2016-17	34	1	91	215	.423	21	80	.263	37	51	.725	126	98	7	46	240	7.1
2017-18	33	33	200	432	.463	83	231	.359	74	84	.881	190	154	5	73	557	16.9
2018-19	20	19	89	232	.384	35	115	.304	23	34	.676	117	88	8	33	236	11.8
TOTAL	87	53	380	879	.432	139	426	.326	134	169	.793	433	340	198	20	1033	11.9



1,000 POINT SCORERS





37. Elton Frazier
6-6, 208, Forward, Syracuse, N.Y.

Year	GP	GS	Total			3-Pt			FT	FTA	Pct	Reb	Ast	Blk	Stl	Pts	Avg
			FG	FGA	Pct	FG	FGA	Pct									
2007-08	31	24	67	206	.325	22	77	.286	27	41	.659	102	25	16	19	183	5.9
2008-09	31	24	74	201	.368	13	60	.217	24	47	.511	112	20	39	15	185	6.0
2009-10	32	29	112	221	.507	3	18	.167	55	82	.671	182	13	19	20	282	8.8
2010-11	30	30	152	290	.524	5	21	.238	64	92	.696	190	30	34	25	373	12.4
TOTAL	124	107	405	918	.441	43	176	.244	170	262	.649	586	88	108	79	1023	8.3



38. Tom Chester
6-4, 195, Forward, North Tonawanda, N.Y.

Year	GP	GS	Total			3-Pt			FT	FTA	Pct	Reb	Ast	Blk	Stl	Pts	Avg
			FG	FGA	Pct	FG	FGA	Pct									
1960-61	23	-	125	305	.410	-	-	-	95	120	.792	212	-	-	-	345	15.0
1961-62	21	-	132	293	.451	-	-	-	66	83	.795	239	-	-	-	330	15.7
1962-63	26	-	142	299	.475	-	-	-	58	72	.806	244	-	-	-	342	13.2
TOTAL	70	-	399	897	.445	-	-	-	219	275	.796	695	-	-	-	1017	14.5




39. Jamie Cammaert
6-4, 238, Forward, London, Ontario

Year	GP	GS	Total			3-Pt			FT	FTA	Pct	Reb	Ast	Blk	Stl	Pts	Avg
			FG	FGA	Pct	FG	FGA	Pct									
1995-96	25	0	8	30	.267	0	6	.000	4	6	.667	20	5	1	3	20	0.8
1996-97	28	28	100	200	.500	11	34	.324	50	73	.685	134	31	6	25	261	9.3
1997-98	27	27	133	306	.435	34	76	.447	75	116	.647	180	74	3	21	375	13.9
1998-99	27	24	135	269	.502	25	66	.379	65	99	.657	146	69	3	15	360	13.3
TOTAL	107	79	376	805	.467	70	182	.385	194	294	.660	480	179	13	64	1016	9.5



40. DeWitt Doss
5-10, 172, Guard, Niagara Falls, N.Y.


Year	GP	GS	Total			3-Pt			FT	FTA	Pct	Reb	Ast	Blk	Stl	Pts	Avg
			FG	FGA	Pct	FG	FGA	Pct									
2000-01	31	0	24	60	.400	9	27	.333	12	22	.545	23	26	1	10	69	2.2
2001-02	30	29	84	232	.362	30	97	.309	63	76	.829	66	61	2	31	261	8.7
2003-04	21	21	82	202	.406	20	70	.286	47	71	.662	49	67	3	23	231	11.0
2004-05	29	29	150	368	.408	52	149	.349	88	115	.765	80	57	1	43	440	15.2
TOTAL	111	79	340	862	.394	111	343	.324	210	284	.739	218	211	7	107	1001	9.0



1,000-POINT CLUB FACTS AND FIGURES

MISCELLANEOUS

- Total Members: 40
- First Griff to 1,000 Points:..... Leroy Chollet (1948-49)
- Most recent Griff to 1,000 Points:..... Jordan Henderson (12/31/22)
- Last Griff to reach 1,000 Points at home: Kassius Robertson (1/14/17)
- Last Griff to reach 1,000 Points on road:Malik Johnson at Rider (2/7/20)
- Last Griff to reach 1,000 Points in win: Isaiah Reese (1/17/19)
- Last Griff to reach 1,000 Points in loss: Jordan Henderson (12/31/22)
- Quickest to reach 1,000 Points: Larry Fogel (33 games)
- Only Class with three 1,000 Point scorers: Class of 2011
- Greg Logins (1,269 points)
- Julius Coles (1,212 points)
- Elton Frazier (1,023 points)



LEROY CHOLLET
Canisius' first 1,000-career point scorer

100-POINT GAMES

By Canisius

49 Total - Last vs. D'Youville, 11/20/2023

Season	Opponent.....	Score
1907-08	St. Ann's	107-20
1954-55	at McMaster	101-53
1955-56	Richmond	106-79
1956-57	St. Vincent.....	103-55
1960-61	Syracuse	103-78
	at Scranton	107-75
1961-62	Boston College.....	108-80
1962-63	Manhattan.....	105-72
1964-65	Georgetown.....	105-94
	at Western Ontario	105-42
1965-66	Western Ontario	109-33
1967-68	Wayne State	103-81
1968-69	Loyola (Md.)	102-78
1971-72	Cleveland State.....	102-69
	Catholic.....	126-85
	Wayne State	100-89
	at Scranton	115-80
	Fairfield.....	107-91
1972-73	at St. Francis (Pa.)	107-71
	at Saint Peter's.....	107-82
1973-74	Catholic.....	104-61
	VCU	103-96
	Scranton	127-88
	George Washington	100-89
	Villanova.....	127-99
	Saint Peter's.....	129-109
1974-75	Assumption.....	104-68
	Buffalo State	100-99
	at Villanova.....	111-81
1975-76	Siena	102-94
1976-77	at St. Michael's.....	100-70
1978-79	at Niagara	102-93
	at Maryland.....	103-128
1979-80	Mercyhurst	113-84
	Buffalo State	102-63
1981-82	Mercyhurst	104-74
1986-87	at Vermont.....	107-91
1988-89	Elmira.....	105-74
1998-99	Siena	100-90
1999-00	Manhattan.....	105-98 (4 OT)
2003-04	Niagara.....	106-109 (OT)
2004-05	at Niagara	101-113 (OT)
2013-14	VMI	100-111
2015-16	vs. ULM	108-96 (3 OT)
	vs. Niagara	102-97 (3 OT)
2016-17	at St. Bonaventure	106-101 (OT)
2017-18	vs. Youngstown State	104-84
2021-22	vs. Fredonia	106-40
2023-24	vs. D'Youville	109-69

By Opponent

44 Total - Last vs. Niagara, 1/27/2018

Season	Opponent.....	Score
1956-57	at Seton Hall	87-102
1960-61	at Villanova.....	77-108
1963-64	DePaul.....	79-102
	at Xavier.....	84-104
1965-66	at Morehead State.....	71-101
1968-69	Boston College.....	73-107
	at Detroit.....	88-107
1969-70	Villanova.....	70-106
	Niagara.....	75-101
1971-72	at Syracuse	93-106
1972-73	Maryland	80-107
1973-74	Saint Peter's.....	129-109
1974-75	at Oral Roberts.....	93-100
	at Siena	88-103
1975-76	La Salle	72-103
	Fairfield.....	87-107
1976-77	at Seton Hall	76-104
	at Holy Cross.....	64-113
	at Detroit.....	72-110
	at St. Joseph's	62-111
1977-78	Hofstra (OT).....	96-100
	Detroit.....	89-124
	at Syracuse	59-100
1978-79	Davidson	99-106
	at Maryland.....	103-128
	Syracuse	92-103
1979-80	Creighton.....	95-104
1981-82	at La Salle.....	76-102
1982-83	at Syracuse	76-109
1989-90	at Duke	66-102
	at Holy Cross.....	85-102
1992-93	at Duke	62-110
1993-94	at Villanova.....	79-103
1994-95	vs. Marshall.....	92-102
1997-98	at Iona	66-102
1999-00	at Loyola (Md.)	90-101
2003-04	Niagara	106-109 (OT)
2003-04	Saint Peter's.....	89-103
2004-05	at Niagara	101-113 (OT)
2007-08	at Rider.....	51-102
2013-14	Iona	91-101
	VMI	100-111
2016-17	at St. Bonaventure	106-101 (OT)
2017-18	vs. Niagara	89-105

KOESSLER ATHLETIC CENTER

Koessler Athletic Center Home of the Golden Griffins

- **Opened:** 1968
- **Cost:** \$3 million
- **Home For:** basketball, volleyball
- **Capacity:** 2,196 (after renovation)
- **Record In:** 244-157 (44 seasons)
- **First Game:** Nov. 29, 1975, vs. St. Michael's, W, 96-83
- **50th Win:** Jan. 22, 1987, vs. Siena, 90-83
- **100th Win:** Jan. 16, 1999, vs. Marist, 68-67
- **150th Win:** Dec. 31, 2007, vs. Maine, 81-70
- **200th Win:** Dec. 18, 2014, vs. Stony Brook, 60-59 (OT)
- **First MAAC Win:** Jan. 20, 1990, vs. Loyola, 75-67
- **First Loss:** Jan. 5, 1977, vs. Long Island, 81-57

Top Koessler Athletic Center Season Win Totals

Season	W-L	Pct.
1993-94	9-0	1.000
1984-85	7-0	1.000
1978-79	6-0	1.000
1983-84	10-1	.909
1980-81	5-1	.833
1981-82	5-1	.833
1985-86	5-1	.833
1990-91	5-1	.833
2000-01	8-2	.800
1982-83	4-1	.800
1986-87	4-1	.800
1988-89	4-1	.800
1995-96	4-1	.800
2017-18	11-3	.786
2012-13	12-4	.750
2020-21	3-1	.750

Koessler Athletic Center Canisius Individual Records

- | Game |
|--|
| • Points: 39,
Craig Prosser vs. Siena, 02-03-76 |
| • Points (2 players): 69,
Craig Prosser (39) & Ron Stokes (30) vs. Siena, 02-03-76 |
| • Field Goals: 16,
Craig Prosser vs. Siena, 02-03-76 |
| • Field Goal Attempts: 25,
Ray Hall vs. Maine, 02-11-84 |
| • Field Goal Percentage: 92.9%,
Robert Turner (13-14) vs. Vermont, 03-05-84 |
| • 3-pt Field Goals: 10,
Siem Uijtendaal vs. Fredonia, 11-20-22 |
| • 3-pt. Field Goal Attempts: 17,
Zach Lewis vs. Monmouth, 01-02-15 |
| • Free Throws: 18,
Darren Fenn vs. Manhattan, 01-31-00 |
| • Free Throw Attempts: 19,
Darren Fenn vs. Manhattan, 01-31-00; Darrell Barley vs. Toledo, 12-20-95 |
| • Free Throw Percentage (min. 10 made): 1.000%,
Phil Seymour (12-12) vs. Maine, 02-25-82 |
| • Rebounds: 22,
Darren Fenn vs. Manhattan, 01-31-00 |
| • Assists: 13,
Billy Baron vs. Siena, 12-8-13; Frank Turner vs. James Madison, 2-20-10; Frank Turner vs. Coastal Carolina, 12-15-07; Binky Johnson vs. Iona, 02-12-94; Duke Richardson vs. Buffalo St., 12-19-79 |
| • Steals: 9,
Harry Seymour vs. Vermont, 01-28-91 |
| • Blocked Shots: 9,
Jordan Heath vs. Rider, 1-10-14 |

Koessler Athletic Center Opponent Individual Records

- | Game |
|---|
| • Points: 41,
Jamal Barney, Loyola, 01-03-09; Bruce Seals, Manhattan, 01-31-00 |
| • Points (2 players): 68,
Steve Walters (35) & Gary Holle (33), Siena, 02-03-76 |
| • Field Goals: 15,
Jamal Barney, Loyola, 01-03-09 |
| • Field Goal Attempts: 39,
Bruce Seals, Manhattan, 01-31-00 |
| • Field Goal Percentage: 1.000%,
Rich Henry (12-12), Maine, 03-04-86 |
| • 3-pt Field Goals: 9,
Bruce Seals, Manhattan, 01-31-00 |
| • 3-pt. Field Goal Attempts: 27*,
Bruce Seals, Manhattan, 01-31-00 |
| • Free Throws: 17,
Zaid Hearst, Quinnipiac, 2-20-14 |
| • Free Throw Attempts: 18,
Zaid Hearst, Quinnipiac, 2-20-14; Charron Fisher, Niagara, 01-17-06 |
| • Free Throw Percentage (min. 10 made): 1.000%,
Lavon Long (11-11), Siena, 01-24-16; QJ Peterson, VMI, 3-18-14; Alvin Cruz (10-10), Niagara, 02-16-02 |
| • Rebounds: 19,
Jake Holmes, Saint Peter's, 02-13-92 |
| • Assists: 14,
AJ English, Iona, 02-05-16 |
| • Steals: 8,
Marc Brown, Siena, 01-09-89 |
| • Blocked Shots: 6,
Coleman Johnson, Fairfield, 02-18-16; Todd Sowell, Saint Peter's, 12-09-05; Deng Gai, Fairfield, 12-04-04; Steve McCoy, Siena, 02-24-88 |

* - denotes NCAA record



KOESSLER ATHLETIC CENTER

Koessler Athletic Center

Canisius Team Records

Game

- **Most Points (Game):** 113, vs. Mercyhurst, 12-03-79
- **Most Points (2 Teams):** 211, VMI 111 - Canisius 100, 3-18-14
- **Least Points (Game):** 41, vs. Niagara, 02-12-09
- **Most Points (Half):** 63, vs. Maine, 01-10-79
- **Least Points (Half):** 9, vs. Rider, 12-11-01
- **Field Goals:** 46, vs. Buffalo State, 12-19-79
- **Field Goal Attempts:** 89, vs. Mansfield, 11-27-85
- **Field Goal Percentage (Game):** 66% (33-50), vs. Buffalo, 11-30-83
- **Field Goal Percentage (Half):** 77.3% (17-22), vs. Buffalo, 11-30-83
- **3-pt Field Goals:** 20, vs. Fredonia, 11-20-22
- **3-pt. Field Goal Attempts:** 50, vs. Manhattan, 01-31-00
- **3-pt. FG Percentage:** 68.4% (13-19), vs. Loyola (Md.), 01-31-13
- **Free Throws:** 38, vs. Manhattan, 01-31-00
- **Free Throw Attempts:** 50, vs. Manhattan, 01-31-00
- **Free Throw Percentage:** 95.2% (20-21), vs. New Hampshire, 01-12-84
- **Rebounds:** 60, vs. Manhattan, 01-31-00
- **Assists:** 38, vs. Siena, 02-22-78
- **Steals:** 23, vs. New Hampshire, 01-19-87
- **Blocked Shots:** 13, vs. Manhattan, 01-05-09

Koessler Athletic Center

Opponent Team Records

Game

- **Most Points (Game):** 111, VMI, 3-18-2014
- **Least Points (Game):** 40, Fredonia, 11-22-2021
- **Most Points (Half):** 59, VMI, 3-18-14
- **Least Points (Half):** 13, Oswego, 11-28-84
- **Field Goals:** 37, Geneseo, 11-26-77
- **Field Goal Attempts:** 89, Manhattan, 01-31-00
- **Field Goal Percentage (Game):** 66.0% (33-50), Siena, 01-24-16
- **Field Goal Percentage (Half):** 78.9% (15-19), Niagara, 02-24-15
- **3-pt Field Goals:** 16, vs. Saint Peter's, 02-19-04
- **3-pt. Field Goal Attempts:** 43, vs. Manhattan, 01-31-00
- **3-pt. FG Percentage:** 57.7 (15-26), vs. Niagara (01-27-18)
- **Free Throws:** 40, Cornell, 12-02-87
- **Free Throw Attempts:** 54, Cornell, 12-02-87
- **Free Throw Percentage:** 1.000% (9-9), Siena, 03-03-87
- **Rebounds:** 62, vs. Manhattan, 01-31-00
- **Assists:** 33, vs. Siena, 02-22-78
- **Steals:** 15, Saint Peter's, 01-03-01
- **Blocked Shots:** 12, Siena, 01-22-87

KAC Series Records vs. Opponents

Opponent	W-L
Albany	2-1
Alcorn State	1-0
Baltimore	1-0
Bethune-Cookman	1-0
Binghamton	1-0
Boston University	3-2
Bowling Green	0-1
Brooklyn	1-0
Brown	1-1
Bucknell	2-0
Buffalo	8-5
Buffalo State	5-0
Clarion	1-0
Cleveland State	0-1
Coastal Carolina	1-0
Colgate	6-1
College of Charleston	0-1
Cornell	2-2
Coppin State	1-0
Dartmouth	2-0
District of Columbia	1-0
Detroit	0-1
D'Youville	1-0
Eastern Michigan	1-0
Elmira	2-0
Elon	2-0
Evansville	0-1
Fairfield	15-16
Fairleigh Dickinson	0-1
Florida International	1-0
FGCU	1-0
Fredonia	2-0
Geneseo	1-0
Hartford	3-2
Holy Cross	1-0
Howard	1-1
Iona	16-14
Jacksonville State	0-1
James Madison	1-0
Kent State	1-0
Lamar	1-0
Lehigh	1-0
Le Moyne	0-1
Liberty	1-0
Long Island	1-1
Longwood	1-0
Loyola (Chicago)	1-1
Loyola (Md.)	12-5
Maine	9-1
Manhattan	10-16
Marist	19-7
Mansfield	1-0
Mercyhurst	2-0
Monmouth	4-4
Morgan State	1-0
Mount St. Mary's	1-0
Navy	1-0
Niagara	10-15
New Hampshire	7-0
Northeastern	2-0
Northwestern State	1-0
Oswego State	1-0
Quinnipiac	7-3
Rider	9-15
Robert Morris	3-2
Saint Joseph's	0-1
Saint Peter's	17-15
Siena	21-12
Scranton	2-0
St. Bonaventure	4-4
St. Francis Brooklyn	1-1
St. Francis (Pa.)	4-0
St. John Fisher	1-0
St. Lawrence	0-1
St. Michael's	1-0
South Dakota	1-1
Stony Brook	1-0
Tennessee State	0-1
Toledo	1-0
UMBC	1-0
Utica	0-1
UT Martin	0-1
Valparaiso	0-1
Vermont	6-0
VMI	0-1
Western Michigan	1-0
Youngstown State	2-1




KEYBANK CENTER

KeyBank Center Buffalo, N.Y.

- **Opened:** Sept. 21, 1996 as Marine Midland Arena
- **Name Change:** March 17, 1999 (to HSBC Arena); Aug. 25, 2011 (to First Niagara Center); Sept. 19, 2016 (to KeyBank Center)
- **Cost:** \$127.5 million
- **Record In:** 30-19 (17 seasons)
- **Capacity:** 18,400 (basketball)
- **Private Suites:** 80
- **First Game:** Nov. 30, 1996, vs. St. Bonaventure (L, 65-53)
- **First Win:** Dec. 15, 1996 vs. Akron (69-58)
- **20th Win:** March 2, 2001 vs. Saint Peter's (84-72)
- **MAAC Tournaments:** 1997, 1999, 2001, 2005
- **NCAA Tournaments:** 2000, 2004, 2007, 2010, 2014, 2017

KeyBank Center Season Win Totals

Season	W-L
1996-97	8-4
1997-98	4-4
1998-99	6-1
1999-00	1-2
2000-01	4-1
2001-02	0-1
2003-04	0-1
2004-05	2-1
2006-07	0-1
2007-08	0-1
2008-09	1-0
2009-10	0-1
2013-14	1-0
2014-15	0-1
2016-17	1-0
2019-20	1-0
2021-22	1-0
Totals	30-19




KeyBank Center Canisius Individual Records

- | Game |
|---|
| • Points: 31,
Jermaine Crumpton vs. Buffalo, 12-17-16 |
| • Points (2 players): 45,
Jermaine Crumpton (31) and Kassius Robertson (14) vs. Buffalo, 12-17-16 |
| • Field Goals: 11,
Jamie Cammaert vs. Niagara, 02-06-99 |
| • Field Goal Attempts: 18,
Jermaine Crumpton vs. Buffalo, 12-17-16; Javone Moore vs. Fairfield, 03-03-97 |
| • Field Goal Percentage: 80.0%,
Keith Lambkin (8-10) vs. Manhattan, 02-15-98 |
| • 3-pt Field Goals: 6,
Kevin Worley vs. Loyola, 01-18-99 |
| • 3-pt. Field Goal Attempts: 12,
Chuck Harris vs. Syracuse, 11-25-06 |
| • 3-pt. FG Percentage: 83.3%,
Mike McCarthy (5-6) vs. St. Bonaventure, 11-29-97 |
| • Free Throws: 12,
Keith Lambkin vs. Siena, 02-04-99 |
| • Free Throw Attempts: 15,
Keith Lambkin vs. Siena, 02-04-99 |
| • Free Throw Percentage: 1.000%,
Clive Bentick (8-8) vs. St. Bonaventure, 12-11-99; Keith Lambkin vs. Iona, 01-31-98 |
| • Rebounds: 15,
Darren Fenn vs. Siena, 03-04-01 |
| • Assists: 12,
Javone Moore vs. Niagara, 03-02-97 |
| • Steals: 5,
Javone Moore vs. Niagara, 12-07-96 |
| • Blocked Shots: 5,
Ryan Collins vs. Fairfield, 03-03-97; Ryan Collins vs. Siena, 03-01-97; Darren Fenn vs. Saint Peter's, 02-27-99 |

KeyBank Center Individual Records

- | All Games |
|---|
| • Points: 37,
Juan Mendez (Niagara) vs. Canisius, 12-03-03; *Teddy Allen (New Mexico State) vs. UConn, 3-17-22 |
| • Points (2 players): 63^,
Drew Samuels (32) and Tom Kenny (31) (Marist) vs. Niagara, 01-18-99 |
| • Field Goals: 13,
Juan Mendez (Niagara) vs. Canisius, 12-03-03 |
| • Field Goal Attempts: 25,
Alvin Young (Niagara) vs. Canisius, 02-06-99 |
| • Field Goal Percentage: 90.9%,
Drew Samuels (10-11) (Marist) vs. Niagara, 01-18-99 |
| • 3-pt Field Goals: 8,
Alvin Young (Niagara) vs. Canisius, 02-06-99 |
| • 3-pt. Field Goal Attempts: 17*,
Bronson Koenig (Wisconsin) vs. Virginia Tech, 03-16-17 |
| • 3-pt. FG Percentage: 85.7%^,
Dwayne Archbold (6-7) (Siena) vs. Rider, 02-27-99 |
| • Free Throws: 14,
^ Ken Lacey (Rider) vs. Manhattan, 02-26-99; Rassaun Young (Buffalo) vs. Niagara, 11-30-96 |
| • Free Throw Attempts: 17,
^ Demond Stewart (Niagara) vs. Saint Peter's, 02-27-00; Drew Samuels (Marist) vs. Niagara, 01-18-99; Rassaun Young (Buffalo) vs. Niagara, 11-30-96 |
| • Free Throw Percentage: 1.000%*,
Drake Diener (10-10), DePaul vs. Dayton, 03-18-04; Teddy Allen (13-13), New Mexico State vs. UConn, 3-17-22 |
| • Rebounds: 22,
Kevin Jobity (Niagara) vs. Buffalo, 11-30-96 |
| • Assists: 15*,
Pepe Sanchez (Temple) vs. Lafayette, 03-17-00 |
| • Steals: 6,
* Brandon Armstrong (Pepperdine) vs. Indiana, 03-17-00; Alvin Young (Niagara) vs. Marist, 01-18-99 |
| • Blocked Shots: 7,
Adonal Foyle (Colgate) vs. St. Bonaventure, 02-17-97 |

* - denotes NCAA Tournament game
^ - denotes MAAC Tournament game



KEYBANK CENTER
HOST VENUE OF THE BIG 4 BASKETBALL CLASSIC
DEC. 17, 2016

KEYBANK CENTER

KeyBank Center

Canisius Team Records

Game

- **Most Points (Game):** 106, vs. Niagara, 12-03-03
- **Least Points (Game):** 48, vs. Manhattan 01-14-97
- **Most Points (Combined):** 215, Niagara 109 - Canisius 106 (OT), 12-03-03
- **Fewest Points (Combined):** 94, Canisius 48-Manhattan 46, 01-14-97
- **Field Goals:** 38, vs. Niagara, 12-03-03
- **Field Goal Attempts:** 75, vs. Syracuse, 11-25-06; vs. Niagara, 12-03-03
- **Field Goal Percentage (Game):** 50.7% (38-75), Niagara, 12-03-03
- **Field Goal Percentage (Half):** 56.7% (17-30), Niagara, 12-03-03
- **3-pt Field Goals:** 14, vs. Buffalo, 12-17-16
- **3-pt. Field Goal Attempts:** 30, vs. Buffalo, 12-17-16
- **Free Throws:** 40, vs. Siena, 02-04-99
- **Free Throw Attempts:** 63, vs. Siena, 02-04-99
- **Free Throw Percentage:** 87.5% (7-8), vs. Syracuse, 11-25-06
- **Rebounds:** 54, vs. Syracuse, 11-25-06
- **Assists:** 22, vs. Buffalo, 12-17-16
- **Steals:** 9, vs. Buffalo, 12-17-16; vs. Siena, 02-04-99
- **Blocked Shots:** 6, vs. Siena, 02-04-99; vs. St. Bonaventure, 11-29-08
- **Fewest Turnovers:** 5, vs. Marist, 03-04-05 (MAAC Tournament)

KeyBank Center

All Team Records

All Games

- **Most Points (Game):** 119, Niagara vs. Marist, 01-18-99
 - **Least Points (Game):** 40, Niagara vs. St. John's, 01-14-97
 - **Most Points (Combined):** 227, Niagara 119-Marist 118, 01-18-99
 - **Fewest Points (Combined):** 94, Canisius 48-Manhattan 46, 01-14-97
 - **Field Goals:** 42, Boston College vs. St. Bonaventure, 11-28-01
 - **Field Goal Attempts:** 88, Niagara vs. Canisius, 12-03-03
 - **Field Goal Percentage (Game):** 62.7% Boston College vs. St. Bonaventure, 11-28-01
 - **3-pt Field Goals:** 15*, Seton Hall vs. Temple, 03-19-00
 - **3-pt. Field Goal Attempts:** 37*, Davidson vs. Maryland, 03-15-07
 - **Free Throws:** 40, Canisius vs. Siena, 02-04-99
 - **Free Throw Attempts:** 63, Canisius vs. Siena, 02-04-99
 - **Free Throw Percentage:** 1.000% (4-4)^, Rider vs. Niagara, 03-07-05
 - **Rebounds:** 56, Colgate vs. St. Bonaventure, 02-17-97
 - **Assists:** 24, * Syracuse vs. Vermont, 03-19-10; Boston College vs. St. Bonaventure, 11-28-01
 - **Steals:** 19, St. Bonaventure vs. Colgate, 02-17-97
 - **Blocked Shots:** 12, Syracuse vs. Canisius, 11-25-06
 - **Turnovers:** 34, Colgate vs. St. Bonaventure, 02-17-97
- * - denotes NCAA Tournament game
 ^ - denotes MAAC Tournament game

KeyBank Center

Attendance Records

Att.	Date	Teams
19,357	3/17/00	Seton Hall vs. Oregon Temple vs. Lafayette
19,351	3/19/00	Pepperdine vs. Oklahoma Seton Hall vs. Temple
19,338	3/15/00	Oklahoma St. vs. Hofstra Indiana vs. Pepperdine
19,290	3/22/14	Syracuse vs. Dayton Villanova vs. Connecticut
19,261	3/18/17	West Virginia vs. Notre Dame Villanova vs. Wisconsin
19,260	3/20/14	Ohio State vs. Dayton Syracuse vs. W. Michigan
18,948	3/19/10	Gonzaga vs. Florida St. Syracuse vs. Vermont
18,934	3/21/10	Syracuse vs. Gonzaga West Virginia vs. Missouri
18,843	3/15/07	VCU vs. Duke Wright St. vs. Pittsburgh
18,801	3/15/07	Butler vs. Maryland VCU vs. Pittsburgh
18,698	3/18/04	UConn vs. Vermont Dayton vs. DePaul
18,686	3/20/04	Texas Tech vs. St. Joseph's DePaul vs. UConn
18,649	3/15/07	Old Dominion vs. Butler
18,646	3/15/07	Davidson vs. Maryland
18,456	3/18/04	Charlotte vs. Texas Tech Liberty vs. St. Joseph's
18,299	3/19/22	Providence vs. Richmond Arkansas vs. New Mexico St.
17,807	3/16/17	Notre Dame vs. Princeton West Virginia vs. Bucknell
17,619	3/16/17	Villanova vs. Mt. St. Mary's Wisconsin vs. Va. Tech
16,194	3/17/22	UConn vs. New Mexico St. Arkansas vs. Vermont
16,017	3/17/22	Providence vs. S. Dakota St. Iowa vs. Richmond
14,823	11/25/06	Canisius vs. Syracuse
12,508	11/30/96	Canisius vs. St. Bona Niagara vs. Buffalo
10,128	12/10/96	Buffalo vs. Syracuse
10,083	12/10/97	Canisius vs. Kentucky
9,555	11/27/04	Canisius vs. St. Bona Buffalo vs. Indiana St.



Canisius' Jermaine Crumpton scored 31 points in the Griff's 94-87 overtime victory over Buffalo Dec. 17, 2016. Those 31 points stand as a Canisius program record for points scored by a Griff in the facility.

KeyBank 
 Center

Memorial Auditorium Home to the Griffs 1940-1996



The inside of the Memorial Auditorium during the 1940s



The End of an Era in Buffalo

- The Memorial Auditorium, formerly located in downtown Buffalo, was torn down during the spring of 2009.
- The Aud, as it was known to everyone in Western New York, served as home to 672 Canisius basketball games, where the Griffis posted an all-time record of 376-296.
- The Blue and Gold's last game in the storied old barn was Feb. 17, 1996, when the Griffis defeated Siena 66-49 in front of 3,009 fans.



Canisius hosted No.1 Duke Dec. 7, 1991 in front of a sellout crowd of 16,279

CONFERENCE HISTORY

Canisius in the MAAC

Year	W	L	PCT	Place
1989-90	5	11	.313	4th-North
1990-91	3	13	.188	9th
1991-92	3	13	.188	8th-Tie
1992-93	5	9	.357	6th
1993-94	12	2	.857	1st
1994-95	10	4	.714	2nd-Tie
1995-96	7	7	.500	5th
1996-97	10	4	.714	2nd-Tie
1997-98	9	9	.500	5th-Tie
1998-99	11	7	.611	4th
1999-00	8	10	.444	7th-Tie
2000-01	9	9	.500	7th
2001-02	5	13	.277	8th
2002-03	6	12	.333	8th-Tie
2003-04	5	13	.278	8th
2004-05	8	10	.444	7th-Tie
2005-06	6	12	.333	9th
2006-07	6	12	.333	9th
2007-08	2	16	.111	10th
2008-09	4	14	.222	9th-Tie
2009-10	8	10	.444	7th
2010-11	9	9	.500	5th-Tie
2011-12	1	17	.056	10th
2012-13	11	7	.611	5th
2013-14	14	6	.700	4th
2014-15	11	9	.550	5th
2015-16	8	12	.400	7th
2016-17	10	10	.500	6th - Tie
2017-18	15	3	.833	1st - Tie
2018-19	11	7	.611	2nd - Tie
2019-20	7	13	.350	10th
2020-21	7	5	.583	6th
2021-22	7	13	.350	10th
2022-23	8	12	.400	T8th
2023-24	8	12	.400	T8th
Totals	266	344	.436	



JERMAINE CRUMPTON
2017-18 MAAC
CO-PLAYER OF THE YEAR

MAAC Honors

Year	Player	Honor
1990-91	Rodney Brown	All-Academic
1991-92	Ed Book	Second Team
	Craig Wise	Co-Rookie of the Year
		All-Rookie Team
1992-93	Micheal Meeks	Rookie of the Year
		All-Rookie Team
	Mark Niggli	All-Rookie Team
1993-94	Micheal Meeks	First Team
	Craig Wise	First Team
	Binky Johnson	First Team
	Darrell Barley	Second Team
	John Beilein	Coach of the Year
1994-95	Craig Wise	Player of the Year
		First Team
	Micheal Meeks	First Team
	Darrell Barley	Second Team
1995-96	Darrell Barley	Player of the Year
		First Team
	Micheal Meeks	First Team
	Keith Lambkin	All-Rookie Team
1996-97	Javone Moore	First Team
	Kevin Thompson	Second Team
1997-98	Kevin Thompson	Second Team
	Darren Fenn	All-Rookie Team
1998-99	Kevin Worley	Second Team
	Jamie Cammaert	Third Team
	Keith Lambkin	Third Team
1999-00	Darren Fenn	First Team
2000-01	Darren Fenn	Second Team
	Clive Bentic	Third Team
2001-02	Brian Dux	Third Team
		Scholar Athlete of Year
2002-03	Brian Dux	Second Team
	Hodari Mallory	Third Team
2003-04	Kevin Downey	Second Team
	Toby Foster	Scholar Athlete of Year
	Jon Ferris	Sixth Man of the Year
	Darnell Wilson	All-Rookie Team
2004-05	Kevin Downey	Second Team
	Dewitt Doss	Third Team
2005-06	Kevin Downey	Third Team
2006-07	Chuck Harris	Third Team
	Frank Turner	Co-Rookie of the Year
		All-Rookie Team
	Darnell Wilson	Third Team
2008-09	Frank Turner	Third Team
2009-10	Frank Turner	Third Team
2010-11	Elton Frazier	Third Team
2011-12	Harold Washington	Second Team
2012-13	Billy Baron	First Team
		Second Team
2013-14	Billy Baron	Player of the Year
		First Team
	Zach Lewis	All-Rookie Team
2014-15	Zach Lewis	Third Team
	Kassius Robertson	All-Rookie Team
2016-17	Kassius Robertson	Second Team
	Jermaine Crumpton	Third Team
	Malik Johnson	All-Rookie Team
2017-18	Jermaine Crumpton	Co-Player of the Year
		First Team
	Isaiah Reese	First Team
	Takal Molson	Rookie of the Year
		All-Rookie Team
2018-19	Takal Molson	First Team
	Malik Johnson	Third Team
2019-20	Malik Johnson	Third Team
	Jacco Fritz	All-Rookie Team
2020-21	Malek Green	Sixth Player of the Year
		Third Team
2022-23	Jordan Henderson	Third Team
	Tahj Staveskie	All-Rookie Team
2023-24	Frank Mitchell	Second Team
	Tre Dinkins	Third Team



JOHN BEILEIN

North-Atlantic Conference Year-By-Year Results

Year	W	L	Pct.	Place
1981-82	7	2	.778	2nd
1982-83	3	6	.333	7th
1983-84	9	5	.643	2nd
1984-85	13	3	.813	1st
1985-86	14	4	.778	2nd
1986-87	12	6	.667	3rd
1987-88	7	11	.389	7th
1988-89	11	7	.611	4th
Totals	76	44	.633	

North-Atlantic Conference Honors

Year	Player	Honor
1981-82	Ray Hall	Rookie of the Year
1983-84	Ray Hall	1st Team
	Robert Turner	1st Team
	Nick Macarchuk	Coach of the Year
1984-85	Ray Hall	1st Team
	Mike Smrek	1st Team
	Michael Ray Jackson	Honorable Mention
	Brian Smith	Co-Rookie of the Year
	Brian Smith	All-Rookie Team
1985-86	Tim Harvey	1st Team
	Chris Heinold	2nd Team
	Grady Minick	All-Rookie Team
1986-87	Chris Heinold	2nd Team
	Brian Smith	2nd Team
	Jamel Mosley	All-Rookie Team
1987-88	Brian Smith	2nd Team
	Marvin Bailey	2nd Team
	Gregg Smith	All-Rookie Team
1988-89	Ed Book	All-Rookie Team

MAAC TOURNAMENT HISTORY

- 1990 (Canisius 1-1)**
March 2: Canisius 61, Manhattan 59
March 3: Siena 71, Canisius 53
Tournament Champion: La Salle
- 1991 (Canisius 1-1)**
March 1: Canisius 61, Fairfield 54
March 2: Siena 76, Canisius 62
Tournament Champion: Saint Peter's
- 1992 (Canisius 0-1)**
March 6: Saint Peter's 71, Canisius 54
Tournament Champion: La Salle
- 1993 (Canisius 1-1)**
March 6: Canisius 64, Iona 62
March 7: Niagara 64, Canisius 59
Tournament Champion: Manhattan
- 1994 (Canisius 1-1)**
March 5: Canisius 59, Niagara 45
March 6: Loyola 88, Canisius 70
Tournament Champion: Loyola
- 1995 (Canisius 1-1)**
March 4: Canisius 77, Loyola 64
March 5: Saint Peter's 60, Canisius 56
Tournament Champion: Saint Peter's
- 1996 (Canisius 3-0, MAAC Champions)**
March 2: Canisius 74, Loyola 67
March 3: Canisius 63, Iona 62
March 4: Canisius 52, Fairfield 46
- 1997 (Canisius 2-1)**
March 1: Canisius 53, Siena 43
March 2: Canisius 78, Niagara 59
March 3: Fairfield 78, Canisius 72
Tournament Champion: Fairfield
- 1998 (Canisius 0-1)**
Feb. 28: Siena 87, Canisius 83 (OT)
Tournament Champion: Iona
- 1999 (Canisius 0-1)**
Feb. 28: Saint Peter's 80, Canisius 72
Tournament Champion: Siena
- 2000 (Canisius 1-1)**
March 3: Canisius 83, Loyola 69
March 4: Siena 82, Canisius 71
Tournament Champion: Iona
- 2001 (Canisius 3-1)**
March 2: Canisius 84, Saint Peter's 72
March 3: Canisius 72, Niagara 70
March 4: Canisius 76, Siena 64
March 5: Iona 74, Canisius 67
Tournament Champion: Iona
- 2002 (Canisius 2-1)**
March 1: Canisius 88, Loyola 62
March 2: Canisius 85, Rider 84 (OT)
March 3: Niagara 70, Canisius 60
Tournament Champion: Siena
- 2003 (Canisius 0-1)**
March 7: Marist 69, Canisius 63
Tournament Champion: Manhattan
- 2004 (Canisius 0-1)**
March 5: Iona 68, Canisius 66
Tournament Champion: Manhattan
- 2005 (Canisius 1-1)**
March 4: Canisius 62, Marist 60
March 5: Rider 79, Canisius 59
Tournament Champion: Niagara
- 2006 (Canisius 1-1)**
March 3: Canisius 74, Loyola 72
March 4: Marist 68, Canisius 62
Tournament Champion: Iona

- 2007 (Canisius 1-1)**
March 2: Canisius 62, Saint Peter's 48
March 3: Marist 87, Canisius 63
Tournament Champion: Niagara
- 2008 (Canisius 1-1)**
March 7: Canisius 64, Iona 59
March 8: Rider 75, Canisius 71
Tournament Champion: Siena
- 2009 (Canisius 1-1)**
March 6: Canisius 74, Loyola 68
March 7: Siena 77, Canisius 52
Tournament Champion: Siena
- 2010 (Canisius 1-1)**
March 5: Canisius 72, Marist 54
March 6: Fairfield 67, Canisius 57
Tournament Champion: Siena
- 2011 (Canisius 0-1)**
March 5: Rider 79, Canisius 64
Tournament Champion: Saint Peter's
- 2012 (Canisius 0-1)**
March 2: Niagara 80, Canisius 70
Tournament Champion: Loyola (Md.)
- 2013 (Canisius 0-1)**
March 9: Iona 89, Canisius 85
Tournament Champion: Iona
- 2014 (Canisius 1-1)**
March 8: Canisius 71, Siena 65
March 9: Iona 75, Canisius 72
Tournament Champion: Manhattan
- 2015 (Canisius 0-1)**
March 7: Monmouth 60, Canisius 54
Tournament Champion: Manhattan
- 2016 (Canisius 1-1)**
March 3: Canisius 102, Niagara 97 (3OT)
March 4: Iona 73, Canisius 55
Tournament Champion: Iona
- 2017 (Canisius 1-1)**
March 2: Canisius 77, Marist 73
March 3: Saint Peter's 61, Canisius 58
Tournament Champion: Iona
- 2018 (Canisius 0-1)**
March 2: Quinnipiac 72, Canisius 69
Tournament Champion: Iona
- 2019 (Canisius 1-1)**
March 8: Canisius 69, Manhattan 65 (OT)
March 10: Monmouth 73, Canisius 59
Tournament Champion: Iona
- 2020 (Canisius 0-1)**
March 10: Iona 70, Canisius 60
Tournament Champion: N/A
- 2021 (Canisius 0-1)**
March 8: Rider 78, Canisius 76
Tournament Champion: Iona
- 2022 (Canisius 0-1)**
March 8: Fairfield 72, Canisius 50
Tournament Champion: Saint Peter's
- 2023 (Canisius 0-1)**
March 7: Mt. St. Mary's 67, Canisius 66 (OT)
Tournament Champion: Iona
- 2024 (Canisius 1-1)**
March 12: Canisius 77, Mt. St. Mary's 61
March 13: Quinnipiac 76, Canisius 52
Tournament Champion: Saint Peter's

MAAC Tournament Breakdown

- **Tournaments:** 35
- **Finals:** 3
- **Semifinals:** 9
- **Total Games:** 61
- **Record:** 27-34
- **Overtime:** 3-2
- **5-point or Less:** 10-11
- **Most Points:**
Canisius - W, 102-97 vs. Niagara - 3OT (3/3/16)
Opp - W, 102-97 vs. Niagara - 3OT (3/3/16)
- **Largest Victory Margin:**
Canisius - 26 points,
W, 88-62 vs. Loyola (3/1/02)
Opp - 25 points,
L, 77-52 at Siena (3/7/09)
- **Last Five:** 1-4
- **Last 10:** 2-8

Record By Round

- **First Round:** 14-8
- **Quarterfinal:** 9-18
- **Semifinal:** 3-6
- **Final:** 1-2

vs. Tournament Opponents


Fairfield	2-3
Iona	3-6
Manhattan	2-0
Marist	3-3
Mount St. Mary's	1-1
Niagara	4-3
Quinnipiac	0-2
Rider	1-4
Saint Peter's	2-4
Siena	3-5

Record By Seed


#1	1-1
#2	4-4
#3	0-0
#4	2-3
#5	3-2
#6	1-4
#7	7-5
#8	4-5
#9	4-7
#10	1-4
#11	0-0



NCAA TOURNAMENT HISTORY



1955 NCAA Tournament
East Regional Finalist



1956 NCAA Tournament
East Regional Finalist



1957 NCAA Tournament
East Regional - Third Place
First 20-win season



1996 NCAA Tournament
MAAC Tournament Champions

1955

East Regional First Round Game at Philadelphia, Pa. • March 8, 1955

Canisius 73, Williams 60

Canisius - Adams 14, Markey 0, Nowak 13, Coogan 0, Leone 4, Zatorski 2, Ji. McCarthy 2, Kelly 15, Brennan 0, Jo. McCarthy 19, Corcoran 4. **Totals** 29 15-24, 73.

Williams - Buss 5, White 0, Dubroff 0, Wilson 18, Santos 0, Moro 27, Symons 0, Cullen 6, Smith 0, Evans 2, Jensen 2, Lewis 0. **Totals** 19 22-33, 60.

Halftime - Canisius 30, Williams 25.

East Regional Second Round Game at Philadelphia, Pa. • March 11, 1955

Canisius 73, Villanova 71

Canisius - Kelly 4, Nowak 27, Leone 4, Jo. McCarthy 28, Adams 10, Ji. McCarthy 0, Corcoran 0, Zatorski 0. **Totals** 22-64 29-41, 73.

Villanova - Cirino 4, Devine 27, Schaefer 22, Smith 4, Griffith 8, Weissman 6, Milligan 0. **Totals** 21-72 29-34, 71.

Halftime - Canisius 39, Villanova 39.

East Regional Championship Game at Philadelphia, Pa. • March 12, 1955

La Salle 99, Canisius 64

La Salle - Lewis 18, Singley 16, Blatcher 2, Ames 4, T. Gola 30, Greenberg 14, J. Gola 2, O'Malley 4, Maples 9, Kraemer 0, Fredericks 0. **Totals** 32-79 35-41 99.

Canisius - Kelly 2, Markey 15, Nowak 10, Coogan 4, Corcoran 1, Ji. McCarthy 4, Jo. McCarthy 17, Adams 8, Flynn 3, Zatorski 0, Leone 0. **Totals** 18-69 28-38, 64.

Halftime - La Salle 43, Canisius 30.

1956

East Regional First Round Game at New York, N.Y. • March 12, 1956

Canisius 79, North Carolina State 78 (4OT)

Canisius - Nowak 29, Kelly 14, Britz 0, Leone 4, Corcoran 4, Ji. McCarthy 0, Markey 12, Jo. McCarthy 16. **Totals** 26 27-38, 79.

North Carolina State - DiNardo 13, Dickman 4, Pon 4, Seitz 0, Hopper 0, Shavlik 25, Stepanovich 4, Molodet 14, Maglio 14, Kessler 0. **Totals** 28 22-38, 79.

Halftime - Canisius 39, N.C. State 24. **Regulation** - Tied at 65. **1st OT** - Tied at 69, **2nd OT** - Tied at 71, **3rd OT** - Tied at 71.

East Regional Second Round Game at Philadelphia, Pa. • March 16, 1956

Canisius 66, Dartmouth 58

Canisius - Nowak 29, Kelly 12, Britz 0, Coogan 0, Leone 4, Bartkowski 0, Markey 4, Corcoran 8, Jo. McCarthy 0, Ji. McCarthy 9. **Totals** 25-71 16-25, 66.

Dartmouth - Judson 6, Donohue 7, Carruthers 14, Erwin 0, Francis 19, Julian 2, Blades 2, Booth 6, Markman 2, Fraser 0, Douglas 0, Jones 0. **Totals** 21-55 16-20, 58.

Halftime - Canisius 33, Dartmouth 30.

East Regional Championship Game at Philadelphia, Pa. • March 17, 1956

Temple 60, Canisius 58

Temple - Fleming 4, Reinfield 1, Norman 13, Cohen 4,

Van Patton 2, Rodgers 22, Lear 14. **Totals** 21-64 18-25 60.
Canisius - Kelly 10, Nowak 9, Leone 12, Jo. McCarthy 10, Markey 17. **Totals** 22-25 14-28, 58.
Halftime - Canisius 30, Temple 29.

1957

East Regional First Round Game at New York, N.Y. • March 12, 1957

Canisius 64, West Virginia 56

Canisius - Nowak 19, Springer 2, Leone 18, Coogan 6, Markey 5, MacKinnon 2, Britz 12. **Totals** 28-73 8-17, 64.

West Virginia - Hundley 17, Smith 10, Sharrar 3, Kisbaugh 12, Vincent 8, Gardner 4, Chousson 2, Schertzinger 0.

Totals 20-68 16-24, 56.

Halftime - Canisius 34, West Virginia 18.

East Regional Second Round Game at Philadelphia, Pa. • March 15, 1957

North Carolina 87, Canisius 75

North Carolina - Rosenbluth 39, Brennan 6, Quigg 8, Cunningham 15, Kearns 19, Young 0, Lotz 0, Searcy 0.

Totals 30-60 23-37, 87.

Canisius - Springer 4, Nowak 24, Leone 13, Markey 12, Coogan 10, Britz 11, Rojek 1, MacKinnon 0, Ruska 0, Shea 0. **Totals** 25-62 23-34, 75.

Halftime - North Carolina 39, Canisius 25.

Regional Third-Place Game at Philadelphia, Pa. • March 16, 1957

Canisius 82, Lafayette 76

Canisius - Nowak 15, Britz 25, Leone 4, Coogan 14, Markey 14, Rojek 2, MacKinnon 8, Shea 0. **Totals** 30-76 22-29, 82.

Lafayette - Galtere 11, Sterlein 8, Mantz 22, Muarry 17, Mack 15, Gustafson 0, Kohler 0, Jones 0. **Totals** 25-64 26-37, 76.

1996

Midwest Regional First Round at Dallas, Texas • March 14, 1996

Utah 72, Canisius 43

Utah - Melmeth 3, Jessie 23, Doleac 8, Caton 5, Miller 10, Meacham 0, Jonas 2, Rydalch 3, Jensen 0, Leonard 0, Chapman 0, Preston 2, Hansen 5, Carlton 11. **Totals** 28-47 11-12, 72.

Canisius - Frazier 10, Barley 6, Meeks 7, Thompson 5, Moore 2, Worley 3, Dupree 3, Lambkin 2, Cammaert 3, Collins 2. **Totals** 16-48 7-16, 43.

Halftime - Utah 32, Canisius 21. **Rebounds:** Utah 39 (Doleac, Miller 7), Canisius 18 (Collins 6). **3-pt FG:** Canisius (4-16) - Frazier 2-4, Meeks 0-2, Thompson 1-5, Moore 0-1, Worley 1-4; Utah (5-10) - Jessie 2-3, Caton 1-3, Rydalch 1-1, Preston 0-2, Hansen 1-1. **Officials:** Jody Silvester, James Copenhaver, Eric Harmon. **Attendance:** 13,554.



NIT HISTORY

1944

**First Round Game
at New York, N.Y. • March 20, 1944
Oklahoma A&M 43, Canisius 29**

Oklahoma A&M - Crowe 0, Jacquet 3, Smith 4, Kurland 15, Doyle 5, Burdette 18, Hartman 0. **Totals** 15 13, 43.
Canisius - Brunotte 11, Kamp 0, Sullivan 4, Duminuco 0, Mazza 4, Ellis 0, Syracuse 8, Maciejewski 2, Green 0, Szcymczyk 0. **Totals** 12 5, 29.

Halftime - Oklahoma A&M 21, Canisius 12. **Officials:** Joe Burns and Chuck Solodare. **Attendance:** 16,273.

1963

**First Round Game
at New York, N.Y. • March 16, 1963
Canisius 76, Memphis 67**

Canisius - McClory 15, Chester 8, O'Connor 27, Gennari 19, Turtle 0, Bossert 0, O'Mara 7, Swiatek 0. **Totals** 27 22-35, 76.

Memphis - Beckman 30, Hillman 0, McMahan 4, Kirk 4, Parrish 8, Garber 14, Weaver 5, Snyder 0, Horton 2, Randolph 0. **Totals** 23 21-29, 67.

Halftime - Canisius 33, Memphis 32. **Attendance:** 15,198.

**Second Round Game
at New York, N.Y. • March 21, 1963
Canisius 61, Villanova 46**

Canisius - McClory 3, Chester 2, O'Connor 15, Gennari 21, O'Mara 6, Swiatek 12, Turtle 2. **Totals** 25-53 11-14, 61.

Villanova - O'Brien 7, McMonagle 1, Washington 9, Erikson 5, Jones 24, Winterbottom 0. **Totals** 15-55 16-22, 46.

Halftime - Villanova 28, Canisius 25. **Officials:** Lou Eisenstein and Lou Honzo. **Attendance:** 18,429.

**NIT Championship Game
at New York, N.Y. • March 17, 1956
Providence 81, Canisius 66**

Providence - Kovalski 10, Stone 23, Thompson 15, Flynn 20, Ernst 9, Simoni 0, Spencer 4, Stein 0, Nyire 0, Dutton 0. **Totals** 29-56 23-26, 81.

Canisius - McClory 0, Chester 21, O'Connor 22, Gennari 14, Turtle 0, Swiatek 0, O'Mara 7, Kemmer 0, Bossert 0, Harrigan 0, Oberding 0, Brennan 2. **Totals** 27-62 12-15, 66.

Halftime - Providence 41, Canisius 32. **Officials:** Charlie Eckman and Lou Eisenstein. **Attendance:** 18,499.

1985

**First Round
at Lincoln, Neb. • March 13, 1985
Nebraska 79, Canisius 66**

Nebraska - Moore 11, Jackman 15, Hoppen 21, Marshall 14, Carr 10, Buchman 5, White 0, Sealer 1, Martz 0, Smith 0, Matzke 2. **Totals** 23-53 33-41, 79.

Canisius - Smith 5, Russell 2, Smrek 14, Jackson 10, Hall 16, Martinsen 5, Trivisonno 0, Gilbert 6, Heinold 8. **Totals** 24-57 18-29, 66.

Halftime - Nebraska 36, Canisius 33. **Rebounds:** Nebraska 34 (Jackman 10), Canisius 39 (Martinsen 7). **Officials:** Erik Harmon, Burl Sell and Ted Hillary. **Attendance:** 7,443.

1994

**First Round Game
at Philadelphia, Pa. • March 17, 1994
Villanova 103, Canisius 79**

Villanova - Wilson 7, Eberz 13, Lawson 12, Haynes 15, Kittles 34, Williams 12, Harris 8, Penn 2, Dietz 0, Cox 0. **Totals** 38-69 17-21, 103.

Canisius - Wise 12, Young 2, Johnson 15, Barley 15, Meeks 21, Moore 4, James 4, Callaway 2, Collins 4, Gorman 0. **Totals** 29-66 17-20, 79.

Halftime - Villanova 38, Canisius 34. **Rebounds:** Villanova 33 (Kittles, Wilson 9), Canisius 36 (Meeks 11). **3-pt FG:** Villanova (10-26) - Eberz 4-7, Haynes 3-4, Kittles 2-8, Williams 1-2, Harris 0-4; Canisius (4-16) - Wise 1-4, Young 0-1, Johnson 3-6, Barley 0-1, Meeks 0-1, Moore 0-2, Collins 0-1. **Officials:** Ken Faulkner, Verl Sell, Eugene Crawford. **Attendance:** 3,206.

1995

**First Round Game
at Buffalo, N.Y. • March 15, 1995
Canisius 83, Seton Hall 71**

Canisius - Moore 0, Thompson 3, Meeks 26, Barley 21, Wise 28, James 0, Frazier 2, Gorman 0, Young 3, Collins 0. **Totals** 26-55, 26-34, 83.

Seton Hall - Hurley 8, Brown 22, Ingraham 2, Williams 11, Griffin 24, Tuck 0, Yablonski 0, Sanders 2, Leahy 0, Kaba 2. **Totals** 27-57 12-17, 70.

Halftime - SHU 40, Canisius 38. **Rebounds:** Canisius 37 (Meeks 11), SHU 29 (Griffin 8). **3-pt FG:** Canisius (5-17) - Moore 0-1, Thompson 1-3, Barley 0-2, Wise 3-6, James 0-1, Young 1-4; SHU (5-18) - Hurley 0-4, Brown 4-8, Williams 1-4, Tuck 0-1, Leahy 0-1. **Officials:** Alonso Holloway, Tony Greene, William Covington. **Attendance:** 3,777.

**Second Round Game
at Milwaukee, Wisc. • March 20, 1995
Canisius 55, Bradley 53**

Canisius - Moore 5, Thompson 0, Meeks 17, Barley 11, Wise 9, James 0, Frazier 3, Collins 1, Young 9. **Totals** 20-58 9-16, 55.

Bradley - Jackson 7, Akinkunle 3, Winslow 0, Wright 2, Parker 11, Kleine 9, Funches 8, Zobrist 13, Coupet 0, Burrell 0. **Totals** 21-56 6-10, 53.

Halftime - BU 26, Canisius 24. **Rebounds:** Canisius 39 (Wise 12), BU 40 (Parker 7). **3-pt FG:** Canisius (6-20) - Moore 0-1, Thompson 0-2, Meeks 0-3, Barley 1-3, Wise 1-4, Frazier 1-1, Young 3-6; BU (5-12) - Parker 1-3, Kleine 1-2, Zobrist 3-7. **Officials:** Terry Murphy, Ray Perrone and George Watts, Jr. **Attendance:** 8,883.

**Quarterfinal Round Game
at Buffalo, N.Y. • March 23, 1995
Canisius 89, Washington State 83**

Canisius - Moore 6, Thompson 0, Meeks 24, Barley 20, Wise 13, James 8, Frazier 3, Gorman 0, Young 13, Collins 2. **Totals** 28-56 27-30, 89.

Washington St. - Ellison 8, Antrum 10, Mack 10, Hendricks 19, Fontaine 20, Griffin 7, Daniel 4, Corkum 0, Vik 2. **Totals** 30-65 14-16, 83.

Halftime - Canisius 36, WSU 30. **Rebounds:** WSU 38 (Fontaine 8), Canisius 26 (Wise 7). **3-pt FG:** WSU (6-17) - Ellison 2-7, Antrum 2-4, Fontaine 1-4, Griffin 1-2; Canisius (6-21) - Moore 0-1, Thompson 0-1, Meeks 1-2, Wise 0-4, James 2-3, Frazier 1-2, Young 2-6, Collins 0-2. **Officials:** Tom Clark, Dan Fouser, Sam Lickliter. **Attendance:** 9,065.

**Semifinal Game
at New York, N.Y. • March 27, 1995
Virginia Tech 71, Canisius 59**

Va. Tech - Custis 18, Smith 10, Jackson 8, Good 15, Watlington 20, Jackson 0, Gullory 0. **Totals** 24-55 19-28, 71.

Canisius - Moore 2, Thompson 0, Meeks 3, Barley 10, Wise 32, James 2, Frazier 0, Collins 4, Young 6. **Totals** 23-72 8-11, 59.


Halftime - Va. Tech 38, Canisius 25. **Rebounds:** Va. Tech 50 (Smith 14), Canisius 37 (Barley, Collins 8). **3-pt FG:** Va. Tech (4-12) - Custis 0-1, Smith 0-1, Good 0-1, Watlington 4-6, Jackson 0-3; Canisius (5-25) - Moore 0-2, Thompson 0-1, Meeks 0-1, Barley 1-2, Wise 2-8, James 0-2, Frazier 0-1, Collins 0-1, Young 2-7. **Officials:** Sam Banks, Steve Olson, Jerry Petro. **Attendance:** 8,023.

**Third-Place Game
at New York, N.Y. • March 23, 1995
Penn State 66, Canisius 63**

PSU - Carlton 6, Sekunda 11, Amaechi 17, Earl 17, D. Williams 4, Lisicky 6, P. Williams 4, Bartram 1, Joseph 0. **Totals** 24-44, 13-18, 66.

Canisius - Moore 3, James 11, Meeks 9, Barley 17, Wise 9, Thompson 0, Frazier 0, Gorman 0, Young 11, Collins 2. **Totals** 25-64 6-10, 63.

Halftime - PSU 40, Canisius 29. **Rebounds:** PSU 34 (Sekunda 8), Canisius 31 (Meeks 9). **3-pt FG:** PSU (5-12) - Carlton 0-2, Sekunda 0-1, Earl 3-4, Lisicky 2-4, Bartram 0-1; Canisius (6-23) - Moore 1-1, James 1-5, Meeks 0-1, Barley 0-1, Wise 1-6, Frazier 0-1, Young 3-7, Collins 0-1. **Officials:** Leroy Hendricks, Owen Hannah, Art McDonald. **Attendance:** 8,549.




1944 NIT



1963 NIT



1985 NIT



1994 NIT



1995 NIT

COLLEGEINSIDER.COM POSTSEASON TOURNAMENT HISTORY



2013 CIT TOURNAMENT
Quarterfinal Round



2014 CIT Tournament
First Round



2015 CIT Tournament
Quarterfinal Round



2017 CIT Tournament
First Round



2013

CIT First Round Game

at Buffalo, N.Y. • March 20, 2013

Canisius 69, Elon 53

Elon - Beaumont 20, Troutman 8, Samson 9, Blake 3, Isenbarger 13, Bonney 0, Moody 0, Sabato 0, Edomwonyi 0, Winters 0, Smith 0. **Totals** 20-68, 4-6, 53.

Canisius - Manhertz 4, Jor. Heath 13, Washington 19, Baron 10, Sosa 11, Asprilla 0, Groves 2, Edwards 0, Hymes 0, Jos. Heath 10. **Totals** 26-59, 10-14, 69.

Halftime - Canisius 35, Elon 23. **Rebounds:** Elon 48 (Beaumont 12), Canisius 37 (Manhertz 9). **3-pt FG:** Elon (9-34) - Beaumont 3-8, Samson 3-10, Blake 0-1, Isenbarger 3-10, Bonney 0-4, Smith 0-1; Canisius (7-21) - Jor. Heath 2-3, Washington 1-2, Baron 1-4, Sosa 3-6, Groves 0-2, Hymes 0-4. **Officials:** Kevin Ferguson, Gary Pucino, Rob Snedden. **Attendance:** 1,187.

CIT Second Round Game

at Youngstown, Ohio • March 23, 2013

Canisius 84, Youngstown State 82 (OT)

Canisius - Manhertz 3, Jor. Heath 8, Washington 9, Baron 30, Sosa 5, Asprilla 4, Groves 3, Hymes 19, Jos. Heath 3. **Totals** 28-75, 18-25, 84.

Youngstown State - Belin 14, Eargle 14, Allen 27, Perry 20, Cole 6, Amiker 1, Hain 0, Weber 0. **Totals** 29-65, 9-13, 82.

Halftime - YSU 45, Canisius 28. **End of Regulation** - YSU 73, Canisius 73. **Overtime Period** - Canisius 11, YSU 9.

Rebounds: Canisius 43 (Jos. Heath 9), YSU 41 (Belin, Eargle 11). **3-pt FG:** Canisius (10-31) - Jor. Heath 1-2, Washington 0-4, Baron 2-6, Sosa 1-3, Groves 1-3, Hymes 5-13; YSU (15-34) - Belin 4-9, Allen 7-12, Perry 3-9, Coles 1-4. **Officials:** Gene Steratore, Bill Ek, Kevin Ferguson. **Attendance:** 2,596.

CIT Quarterfinal Round Game

at Buffalo, N.Y. • March 26, 2013

Evansville 84, Canisius 83

Evansville - Ryan 39, Mockevicius 9, Taylor 10, Wing 0, Cox 8, Sawvell 4, Nelson 2, Jones 5, Moore 2, Cesnulevicius 0, Balentine 5. **Totals** 29-61, 20-28, 84.

Canisius - Manhertz 10, Jor. Heath 0, Washington 13, Baron 21, Sosa 8, Asprilla 5, Groves 7, Hymes 14, Jos. Heath 5. **Totals** 31-58, 11-16, 83.

Halftime - Canisius 37, Evansville 28. **Rebounds:** Evansville 32 (Ryan 6), Canisius 32 (Manhertz, Asprilla 6). **3-pt FG:** Evansville (6-16) - Ryan 5-9, Cox 0-3, Balentine 1-4; Canisius (10-22) - Jor. Heath 0-1, Washington 1-2, Baron 2-6, Sosa 2-2, Groves 1-4, Hymes 4-7. **Officials:** Jeff Anderson, Steve McJunkins, Bill McCarthy. **Attendance:** 1,403.

2014

CIT First Round Game

at Buffalo, N.Y. • March 18, 2014

VMI 111, Canisius 100

VMI - Anglade 2, Covington 37, Glasgow 28, Brown 0, Peterson 28, Chapman 6, Marshall 10, Watson 0, Weethee 0. **Totals** 36-72, 30-34, 111.

Canisius - Manhertz 9, Jor. Heath 15, Lewis 0, Baron 24, Perez 30, Valenti 2, Raney 20, Jos. Heath 0. **Totals** 37-72, 15-21, 100.

Halftime - VMI 59, Canisius 45. **Rebounds:** VMI 42 (Glasgow, Peterson 8), Canisius 36 (Jor. Heath 8). **3-pt FG:** VMI (9-30) - Glasgow 5-9, Brown 0-3, Peterson 2-8, Chapman 0-1, Marshall 2-8, Weethee 0-1; Canisius (11-24) - Jor. Heath 1-1, Baron 4-11, Perez 2-5, Valenti 0-1, Raney 4-6. **Officials:** Ray Perone, Kevin Ferguson, Rob Snedden. **Attendance:** 947.

2015

CIT First Round Game

at Buffalo, N.Y. • March 18, 2015

Canisius 87, Dartmouth 72

Dartmouth - Boehm 5, Maldunas 15, Mitola 15, Wright 9, Golden 2, Carpenter 2, Smith 0, Ngwudo 0, Johnson 9, Gill 13, Crescenzi 0, Dickinson 0, Harrison 0. **Totals** 27-64, 9-14, 72.

Canisius - Bleeker 2, Heath 14, Lewis 20, Williams 12, Reynolds 22, Robertson 13, Ryan 0, Grzelinski 0, Valenti 4, Weir 0. **Totals** 29-55, 21-25, 87.

Halftime - Canisius 38, Dartmouth 26. **Rebounds:** Dartmouth 31 (Maldunas 6), Canisius 35 (Reynolds 10).

3-pt FG: VMI (9-33) - Mitola 5-16, Wright 1-5, Golden 0-1, Smith 0-1, Ngwudo 0-1, Johnson 2-4, Gill 1-4, Crescenzi 0-1; Canisius (8-18) - Bleeker 0-1, Lewis 4-7, Williams 2-4, Robertson 2-3, Ryan 0-1, Grzelinski 0-1, Valenti 0-1. **Officials:** Ron Tyburski, Kevin Ferguson, Nathan Farrell. **Attendance:** 806.

CIT Second Round Game

at Bowling Green, Ohio • March 21, 2015

Canisius 82, Bowling Green 59

Canisius - Heath 23, Bleeker 2, Lewis 6, Williams 16, Reynolds 16, Robertson 14, Ryan 0, Grzelinski 0, Valenti 5, Weir 0. **Totals** 31-63, 9-12, 82.

Bowling Green - Holmes 14, Gomez 0, Henderson 2, Lyshe 3, Clarke 17, Tisdale 8, Parker 1, Denny 8, Joseph 4, Austin 0, Busuttill 0, Fox 0, Mayleben 2. **Totals** 19-56, 16-23, 59.

Halftime - Canisius 38, Bowling Green 25. **Rebounds:** Canisius 39 (Reynolds 11), Bowling Green 34 (Holmes 11).

3-pt FG: Canisius (11-27) - Lewis 2-9, Williams 4-10, Robertson 4-7, Valenti 1-1; Bowling Green (5-24) - Holmes 0-2, Henderson 0-5, Lyshe 1-1, Clarke 1-6, Tisdale 1-4, Denny 2-4, Joseph 0-1, Mayleben 0-1. **Technical Fouls:** Canisius 2 (Heath, Valenti); Bowling Green 2 (Holmes, Austin). **Officials:** Bill Ek, Ron Tyburski, Jim Schipper. **Attendance:** 1,223.

CIT Quarterfinal Round Game

at Newark, N.J. • March 28, 2015

NJIT 78, Canisius 73

Canisius - Heath 7, Bleeker 16, Lewis 11, Williams 10, Reynolds 7, Crumpton 5, Robertson 13, Valenti 2, Weir 2. **Totals** 25-60, 19-24, 73.

NJIT - Coleman 22, Holiday 8, Lynn 22, Willis 14, Tselentakis 0, Howard 8, Nweke 0, Izevbuwa 0, Shustov 4. **Totals** 23-54, 23-33, 78.

Halftime - Canisius 35, NJIT 31. **Rebounds:** Canisius 39 (Lewis 8), NJIT 36 (Coleman 11). **3-pt FG:** Canisius (4-23) - Bleeker 3-4, Lewis 0-5, Williams 0-8, Crumpton 1-1, Robertson 0-3, Valenti 0-1, Weid 0-1; NJIT (9-30) - Coleman 2-3, Lynn 3-15, Willis 3-6, Tselentakis 0-1, Howard 1-2, Izevbuwa 0-3. **Technical Fouls:** Canisius None; NJIT (TEAM). **Officials:** Larry Scirotto, Gary Prager, Bill McCarthy. **Attendance:** 1,505.

2017

CIT First Round Game

at Birmingham, Ala. • March 14, 2017

Samford 78, Canisius 74

Canisius - Crumpton 8, Valenti 16, Johnson 0, Douse 6, Robertson 24, Dixon-Green 0, Planincic 7, Atkinson 0, Reese 6, Foley 3, St. Louis 4. **Totals** 33-63, 3-3, 74.

Samford - Thompson 12, Walker 23, Cunningham 9, Chambers 9, Denzel-Dyson 15, Sharkey 2, Hopkins 0, Brutus 4, Peters 4. **Totals** 31-55, 13-16, 78.

Halftime - Canisius 34, Samford 33. **Rebounds:** Canisius 26 (Valenti 8), Samford 30 (Walker 13). **3-pt FG:** Canisius (5-20) - Valenti 0-1, Douse 0-4, Robertson 4-8, Planincic 1-1, Atkinson 0-1, Reese 0-2, Foley 0-3; Samford (3-14) - Thompson 1-5, Chambers 1-5, Denzel-Dyson 1-3, Hopkins 0-1. **Officials:** Tim Gattis, Glen Tuitt, Rusty Phillips. **Attendance:** 614.

COLLEGE BASKETBALL INVITATIONAL HISTORY

2018

CBI Opening Round Game

at Buffalo, N.Y. • March 14, 2018

Jacksonville State 80, Canisius 78 (OT)

JSU - Cunningham 7, Giga 17, Gregory 4, Dunlap 0, Drumwright 20, Abuarisha 2, Cross 4, Burnell 16, Hunter 4, Spears 0. **Totals** 27-64, 23-26, 80.

Canisius - Crumpton 16, Planincic 2, Johnson 13, Reese 24, Molson 15, Sanks 4, White 2, Lotts 0, Foley 0, Hitchon 0, Faulkner 2. **Totals** 23-61, 25-36, 79.

Halftime - Jacksonville State 37, Canisius 33. **Rebounds:** JSU 53 (Giga 11), Canisius 28 (Crumpton, Molson 5). **3-pt FG:** JSU (3-20) - Giga 0-3, Gregory 0-2, Dunlap 0-3, Drumwright 2-9, Burnell 1-3; Canisius (7-29) - Crumpton 1-7, Johnson 1-4, Reese 4-9, Molson 1-5, Sanks 0-1, Hitchon 0-1, Faulkner 0-2. **Officials:** Kevin O'Connell, Ron Tyburski, Joseph Platz. **Attendance:** 870.



2018 CBI
Opening Round



CANISIUS vs. AP RANKED TEAMS

104 games - 13-91 all-time • 9-45 (home) • 2-42 (road) • 2-4 (neutral)

Date	Score	Opponent	Rank	Site
11/14/21	L, 69-60	St. Bonaventure	23	Olean, N.Y.
12/29/18	L, 87-72	Buffalo	21	Koessler Ath. Center
11/19/18	L, 93-61	Florida State	14	Tallahassee, Fla.
11/13/16	L, 93-69	Kentucky	2	Lexington, Ky.
12/22/12	L, 89-74	UNLV	21	Las Vegas, Nev.
12/15/12	L, 85-61	Syracuse	4	Syracuse, N.Y.
11/14/10	L, 86-67	Syracuse	10	Syracuse, N.Y.
12/17/08	L, 82-60	Syracuse	11	Syracuse, N.Y.
12/22/07	L, 74-55	West Virginia	24	HSBC Arena
11/25/06	L, 81-71	Syracuse	17	HSBC Arena
12/30/05	L, 80-68	West Virginia	25	Morgantown, W.Va.
12/30/03	L, 87-70	Syracuse	17	Syracuse, N.Y.
12/15/03	L, 68-65	Marquette	23	Milwaukee, Wisc.
12/22/02	L, 93-75	Notre Dame	9	South Bend, Ind.
12/1/01	L, 82-76	Saint Joseph's	19	Philadelphia, Pa.
12/19/00	L, 99-71	Notre Dame	21	South Bend, Ind.
12/27/99	L, 95-53	Indiana	12	Indianapolis, Ind.
12/10/97	L, 81-54	Kentucky	4	Marine Midland Arena
1/9/97	L, 68-45	Kentucky	3	Lexington, Ky.
3/14/96	L, 72-43	Utah	12	Dallas, Texas
12/9/94	W, 72-69	Cincinnati	13	Cincinnati, Ohio
12/5/94	L, 74-60	Wake Forest	25	Marine Midland Arena
2/15/93	L, 61-43	Tulane	18	New Orleans, La.
12/1/92	L, 110-62	Duke	4	Durham, N.C.
12/7/91	L, 96-60	Duke	1	The Aud
12/12/90	L, 92-83	Syracuse	3	Syracuse, N.Y.
1/15/90	L, 89-77	La Salle	21	Philadelphia, Pa.
12/9/89	L, 92-77	Syracuse	1	The Aud
11/29/89	L, 102-66	Duke	7	Durham, N.C.
12/17/88	L, 95-69	Syracuse	4	Syracuse, N.Y.
12/12/87	L, 82-77	Syracuse	8	The Aud
12/13/85	L, 99-67	Syracuse	12	Syracuse, N.Y.
12/4/84	L, 52-57 (OT)	Syracuse	12	Syracuse, N.Y.
2/29/84	L, 68-64	Syracuse	16	The Aud
12/3/83	L, 77-55	Maryland	6	College Park, Md.
12/29/82	L, 109-76	Syracuse	14	Syracuse, N.Y.
1/23/80	L, 84-63	Notre Dame	8	South Bend, Ind.
1/2/80	L, 81-49	Syracuse	9	Syracuse, N.Y.
1/20/79	L, 103-92	Syracuse	12	Syracuse, N.Y.
2/27/78	L, 100-59	Syracuse	17	Syracuse, N.Y.
2/18/78	L, 124-89	Detroit	19	The Aud
1/7/78	L, 82-72	Providence	17	Providence, R.I.
1/24/77	L, 86-69	Providence	15	The Aud
12/11/76	L, 74-59	Syracuse	20	The Aud
2/28/74	L, 97-69	Providence	12	Providence, R.I.
2/4/74	L, 76-58	South Carolina	14	Columbia, S.C.
1/22/74	L, 86-73	Maryland	5	College Park, Md.
12/13/73	L, 94-82	Long Beach St.	12	The Aud
1/6/73	L, 77-64	Providence	13	The Aud
12/9/72	L, 107-80	Maryland	3	The Aud
2/8/72	L, 69-64	Providence	12	The Aud
1/8/72	L, 69-65	Villanova	14	The Aud
12/17/71	L, 86-77	Maryland	15	College Park, Md.
2/10/71	L, 92-55	La Salle	13	Philadelphia, Pa.
12/26/70	L, 87-74	Drake	9	The Aud
2/25/70	L, 91-68	St. Bonaventure	3	Olean, N.Y.
1/24/70	L, 62-49	St. Bonaventure	4	The Aud
1/10/74	L, 101-75	Niagara	15	The Aud
2/12/69	L, 75-54	Villanova	11	Philadelphia, Pa.
12/18/68	L, 68-55	La Salle	16	The Aud
2/21/68	L, 79-62	St. Bonaventure	4	Olean, N.Y.
1/20/68	L, 71-65	St. Bonaventure	7	The Aud
2/28/67	L, 80-76	Boston College	10	Boston, Mass.
2/25/67	W, 68-64	Syracuse	8	The Aud

Date	Score	Opponent	Rank	Site
1/17/67	W, 79-73 (OT)	Providence	7	The Aud
2/1/66	L, 84-71	Providence	4	Providence, R.I.
1/9/65	L, 86-60	Providence	9	The Aud
2/15/64	L, 73-58	Villanova	8	The Aud
12/29/62	L, 67-63	Arizona State	6	The Aud
3/4/61	L, 84-72	St. Bonaventure	2	The Aud
1/21/61	L, 96-76	St. Bonaventure	2	The Aud
1/2/61	L, 79-77	Drake	14	The Aud
3/5/60	L, 87-62	St. Bonaventure	9	The Aud
2/27/60	L, 72-69	Holy Cross	17	The Aud
1/30/60	L, 75-66	Villanova	8	The Aud
3/7/59	L, 68-51	St. Bonaventure	19	The Aud
1/17/59	L, 86-79	St. Bonaventure	14	The Aud
1/10/59	L, 77-66	West Virginia	11	The Aud
1/2/58	L, 86-66	West Virginia	1	Morgantown, W.Va.
3/15/57	L, 87-75	North Carolina	1	Philadelphia, Pa.
3/12/57	W, 64-56	West Virginia	7	New York, N.Y.
12/22/57	W, 74-63	Alabama	17	The Aud
3/17/56	L, 60-58	Temple	13	Philadelphia, Pa.
3/12/56	W, 79-78 (4OT)	NC State	2	New York, N.Y.
2/18/56	W, 71-60	Holy Cross	16	The Aud
1/14/56	L, 82-73	Dayton	2	The Aud
3/12/55	L, 99-64	La Salle	3	Philadelphia, Pa.
1/11/55	L, 68-64	Niagara	15	The Aud
1/5/55	L, 68-54	Dayton	10	Dayton, Ohio
2/20/54	L, 88-76	Holy Cross	9	The Aud
1/23/54	W, 53-46	Niagara	18	The Aud
12/12/53	L, 84-51	St. Louis	18	The Aud
2/14/53	L, 52-49	Manhattan	15	The Aud
2/23/52	W, 65-63	St. Bonaventure	10	The Aud
1/21/52	W, 88-69	Holy Cross	20	Worcester, Mass.
1/8/52	L, 76-61	St. Bonaventure	8	The Aud
1/1/52	W, 62-54	Utah	15	The Aud
12/11/51	L, 62-51	St. Louis	4	St. Louis, Mo.
2/10/51	L, 57-49	St. John's	7	The Aud
1/6/51	L, 52-40	St. Louis	5	The Aud
12/30/50	L, 58-49	Cornell	18	The Aud
2/11/50	W, 53-49	CCNY	14	The Aud
2/9/50	L, 62-50	St. John's	4	New York, N.Y.
1/7/50	W, 55-50	St. Louis	11	The Aud

Rank	Record	Last Opponent	Result
1	0-4	vs. Duke (12/7/91)	L, 96-60
2	1-4	at Kentucky (11/13/16)	L, 93-69
3	0-5	at Kentucky (1/9/97)	L, 68-45
4	0-9	at Syracuse (12/15/12)	L, 85-61
5	0-2	at Maryland (1/22/74)	L, 86-53
6	0-2	at Maryland (12/3/83)	L, 77-55
7	2-3	at Duke (11/29/89)	L, 102-66
8	1-5	vs. Syracuse (12/12/87)	L, 92-77
9	0-6	at Notre Dame (12/22/02)	L, 93-75
10	1-3	at Syracuse (11/14/10)	L, 86-67
11	1-3	at Syracuse (12/17/08)	L, 82-60
12	0-8	at Indiana (12/27/99)	L, 95-53
13	1-3	at Cincinnati (12/9/94)	W, 53-49
14	1-6	at Florida State (11/19/18)	L, 93-61
15	1-5	vs. Providence (1/24/77)	L, 86-69
16	1-2	vs. Syracuse (2/29/84)	L, 68-64
17	1-5	vs. Syracuse (11/25/06)	L, 81-71
18	1-3	at Tulane (2/15/93)	L, 63-41
19	0-3	at Saint Joe's (12/1/01)	L, 82-67
20	1-1	vs. Syracuse (12/11/76)	L, 74-59
21	0-4	vs. Buffalo (12/29/18)	L, 87-72
22	0-0	N/A	N/A
23	0-2	at St. Bonaventure (11/14/21)	L, 69-60
24	0-1	vs. West Virginia (12/22/07)	L, 77-54
25	0-2	at West Virginia (12/30/05)	L, 80-68

ALL-TIME JERSEY NUMBERS

- #00 -

Eddie Simmons	1978-79
Barry Moore	1979-81
Dexter Parker	1989-93
Tory Jefferson	1999-01
Greg Logins	2007-11
Ronnie Gombe	2015-17

- #0 -

Akrum Ahemed	2019-22
Tre Dinkins	2022-24

- #1 -

Jay Keys	2000-01
Darnell Wilson	2003-07
Frank Turner	2009-10
Ashton Khan	2010-11
Freddy Asprilla	2012-13
Zach Lewis	2013-15
Malcolm McMillan	2015-16
Malik Johnson	2016-20
Ahamadou Fofana	2020-22
Devean Williams	2022-Pres.

- #2 -

Hodari Mallory	2000-03
Correy Herring	2005-07
Robert Goldsberry	2007-08
Frank Turner	2008-09
Eric Kindler	2010-11
Sean Ezeamama	2011-12
Jermaine Crumpton	2014-18
Corey Brown	2019-20
Malek Green	2020-22
Jamir Moultrie	2022-23
TJ Porter	2023-Pres.

- #3 -

D'Alesandro, Gene	1967-68
Melvin Thurston	1942-43
Damone James	1992-95
Kevin Thompson	1995-98
Dorian McClure	1999-00
Kvein Downey	2002-06
Frank Turner	2006-08
Robert Goldsberry	2008-11
Harold Washington	2011-13
Raven Owen	2015-16
Martin Dixon-Green	2016-17
Jonathan Sanks	2017-18
Jordan Henderson	2018-23
Cam Palesse	2023-24

- #4 -

Pat Turtle	1960-62
Bart Carr	1965-67
Bill DeMars	1968-69
Jim Leonard	1969-70
Joseph Coppola	1970-71
Dennis Ford	1971-72
Javone Moore	1995-97
Andrew Bush	1998-02
Jess Poe	2004-07
Jeremiah Williams	2013-15
Kiefer Douse	2015-17
Jalanni White	2017-21
Youri Fritz	2022-24

- #5 -

Joseph Trimboli	1942-43
Mickey Frazier	1992-96
Justin Blackstone	1996-97
Dorian McClure	1998-99
Ola Matti	2005-07
Reggie Groves	2010-13
Kassius Robertson	2014-17
D.J. Heath	2017-18

Sam Rautins	2018-20
Siem Uijtendaal	2020-24

- #6 -

Edmund Wardynski	1942-43
------------------	---------

- #7 -

James Quinlan	1942-43
---------------	---------

- #8 -

Joseph Gauchat	1942-43
----------------	---------

- #9 -

John Nostrant	1942-43
---------------	---------

- #10 -

Donald Foreman	1952-53
Frank Rojek	1959-60
Bob Plumeri	1960-62
Terry Connors	1965-66
Gene D'Alesandro	1967-68
Bill Kluytenaar	1968-69
Bill DeMars	1969-71
Chris Elean	1971-72
Mike Norwood	1972-73
Jim Schofield	1973-75



**#10 Duke Richardson
1978-80**

Alan Richardson	1975-76
Tom Krystofiak	1976-78
Duke Richardson	1978-80
Robert Turner	1980-84
Nick Macarchuk III	1984-88
Rodney Brown	1988-92
Dennis Wilson	1996-98
Clive Bentick	1998-01
Bret Wackerly	2005-07
Bob Bevilacqua	2008-10
David Santiago	2011-12
Tyrel Edwards	2012-13
Cassidy Ryan	2014-16
Selvedin Planincic	2016-18
Jonathan Sanks	2018-19
Jacco Fritz	2019-23

- #11 -

Michael Syracuse	1942-43
James O'Brien	1952-53
Brian Brown	1988-90
Damone James	1991-92
Kevin Worley	1995-99
Dewitt Doss	2000-05
Alshwan Hymes	2009-13
Jan Grzelinski	2014-15
Chris Atkinson	2015-16
Marcale Lotts	2017-19
Armond Harried	2019-22
Michael DiGiulio	2022-23
Davon Ware	2023-24

- #12 -

Dominic Colarusso	1942-43
Dick McCann	1959-61
Tim O'Mara	1961-62
John Morrison	1965-67
John Humann	1967-68
Tim Richardson	1968-69
Dave Mack	1969-70
Donald Hurlburt	1970-72
Jack Coppola	1972-74
Craig Prosser	1974-76
Richard Walsh	1976-79
John Mann	1979-80
Grady Minick	1985-89
Craig Wise	1992-95
David Allen	1995-96
John Ford	1998-99
Brian Dux	1999-03
Menghe a'Nyam	2006-08
Gaby Belardo	2010-12
Billy Baron	2012-14
Asa Beyah	2020-22
Bryce Okpoh	2022-24

- #13 -

Theodore Wojcinski	1952-53
Damon Young	1997-02
Chris Manhertz	2010-14
Isaiah Gurley	2015-16
Isaiah Reese	2016-19

- #14 -

Robert Adams	1952-53
Bill Maguire	1959-60
John Whelan	1960-61
Joe Bossert	1961-62
Andy Anderson	1965-67
Roger Brown	1967-70
Ronald Michel	1970-72
Mike Roberts	1972-75
Tim Harnett	1975-77
Ed Simmons	1977-78
Tom Krystofiak	1978-80
Billy Joe Williams	1980-85
John Eisaman	1986-87
Chuck Giscombe	1987-91
Richard Hampton	2000-02
Chuck Harris	2003-07
Ben Leasure	2007-08
Kevin Bleeker	2011-16
Spencer Foley	2016-18

- #15 -

Anthony Gregory	1952-53
Joe McCarthy	1988-92
Javone Moore	1993-95
Richard Jones	2001-02
Joe Young	2005-06
Julius Coles	2007-11
Takal Molson	2017-19
Majesty Brandon	2019-21
Joe Jones III	2023-24

- #16 -

Daniel Green	1942-43
Larry O'Connor	1952-53

- #17 -

William Beebe	1942-43
Peter Irwin	1952-53

- #18 -

William Hymes	1942-43
William Rohr	1962-63

- #19 -

Henry O'Keefe	1942-43
George Navagh	1952-53

- #20 -

William McDermott	1942-43
James Young	1952-53
Bill Kretzer	1959-62
Jim Hessinger	1965-66
Terry Connors	1966-68
Gene Roberson	1968-70
Kevin Spittler	1970-71
Ron Phillips	1971-72
Al Richardson	1972-73
Paul Anthony	1973-75
Rene Stephens	1975-78
Kelly Young	1978-80
Steve McDowell	1980-81
Gregg Martinsen	1981-85
Jeff Taggart	1985-88
Brian Ellis	1992-94



**#13 Chris Manhertz
2010-14**

Mark Kolbe	1994-95
Dale Sawyers	1997-00
Willie Hassell	2007-08

- #21 -

John Curran	1942-43
William Hurlley	1952-53
Fred Dupree	1995-98
Alex Barnhill	1998-99
Luke Hedges	2001-04
Jovan Robinson	2006-08
Rokas Gricius	2009-11
Scott Hitchon	2017-22
TJ Gadsden	2022-24

- #22 -

John Curran	1942-43
Tom Chester	1960-62
Norb Wessel	1965-66
Tony Masiello	1966-69
Dave Anderson	1969-70
Michael Macaluso	1970-73
Mike Walton	1973-77
Bob Jaus	1977-80
Chris Kelley	1980-81
Mike Trivisonno	1981-85
Jamel Mosley	1985-88
Harry Seymour	1988-92
Mark Niggli	1992-94
Fred Dupree	1994-95
Keith Lambkin	1995-99
Chris Ravello	2001-03
Isaac Sosa	2012-13
Phil Valenti	2013-17
Jibreel Faulkner	2017-19
George Maslennikov	2020-23

ALL-TIME JERSEY NUMBERS

- #23 -

Charles O'Donnell	1942-43
Nixon Dyall	1989-92
Corby Callaway	1993-94
Greg Buntich	1994-95
Jon Tuminaro	1995-96
Andre Jackson	1998-99
Toby Foster	1999-03
Randy Minto	2003-04
John Popofski	2004-06
Franklin Milian	2011-12
Chris Perez	2013-14
Jamal Reynolds	2014-16
Dantai St. Louis	2016-20
Frank Mitchell	2023-24

- #24 -

Burton Gibby	1942-43
Larry Sarafinas	1959-61
Bill Slicks	1961-62
Jon Nichols	1965-66
Tom Hardiman	1966-69
Tim Richardson	1969-71
Mike Norwood	1971-72
Steve Hill	1973-74
Bill Leonard	1974-76
Jeff Nix	1976-79
Herb Billups	1979-80



#24 Darren Fenn
1997-01

Bernie Mull	1980-81
Derek Sharp	1982-85
Michael Ray Jackson	1985-87
Gregg Smith	1987-90
Craig Wise	1991-92
John Gorman	1993-95
Darren Fenn	1997-01
Kenyatta Burden	2001-02
Rigoberto Sargeant	2004-06
Phil Benson	2006-07
Elton Frazier	2007-11
Ivan Hadzic	2018-20

- #25 -

Samuel Feuerstein	1942-43
Donald Dunn	1952-53
Dave Garbacz	1972-73
Chris Young	1992-95
Mike McCarthy	1996-98
Pat Spitler	1998-00
Paul Khouzam	2001-02
Andrew Spitler	2003-05
Rishawn Johnson	2007-10
Adam Weir	2014-16
Tyrell Taylor	2016-17
Shaquille Evans	2017-19
Malik Brooks	2020-21
Xzavier Long	2021-24

- #26 -

Richard Vann	1952-53
--------------	---------

- #30 -

Phil Skilnik	1959-61
Warren Plant	1966-67
Mike Usdanoff	1967-68
Ed Ahearn	1968-69
George Semler	1969-70
Gary Lawrence	1970-73
Tim Stokes	1974-76
Mark Spitler	1976-78
Bernie Mull	1978-80
Ray Hall	1981-85
Marcus Vanderheide	2004-05

- #31 -

Jay Keys	1999-00
Richard Jones	2002-04



#31 Richard Jones
2002-04

- #32 -

Ray McGuire	1959-60
Bob Lennon	1960-61
Bill Slazyk	1961-62
Warren Plant	1965-66
Mike Usdanoff	1966-67
Evan Williams	1967-68
Fran Cosgrove	1968-69
Gary Stewart	1969-72
Mel Montgomery	1974-75
John Ratkovicz	1975-76
Brian Toohey	1976-81
LaVerne Hall	1982-84
Brian Smith	1984-88
Dana Johnson	1990-94
Kevin Thompson	1994-95
Eric Wooten	1995-97
Clive Bentick	1997-98
Jay Keys	1999-00
Tom Perkovich	2000-03
David Johnson	2006-08
AJ Hawkins	2008-09
Reggie Groves	2009-10
Dominique Raney	2013-14
Chris Young	2016-17
Maji David-Maji	2023-24

- #33 -

Ed Book	1988-92
Darrell Barley	1992-96
Toby Foster	2003-04
Anthony Byrd	2004-06
Pawel Malesa	2006-08
Brandon Kulakowski	2021-22

- #34 -

John Gabbey	1959-61
Phil Skilnick	1961-62
William Pitcher	1965-68
Kevin Spitler	1968-70

Aaron Covington	1971-73
Kenny Kee	1973-75
Harold Warfield	1975-76
Bill Dressel	1976-77
Chuck Clement	1977-80
Phil Seymore	1980-82
Derrick Russell	1982-86
Ross Wilkins	1987-89
Ray Tirado	1990-92
James Cammaert	1995-99
Ron Wyatt	2002-04
Shaun James	2006-08
Marial Dhal	2010-12

- #35 -

Jordan Heath	2012-14
--------------	---------

- #40 -

Tom Heary	1959-60
Bill O'Connor	1960-62
Mel Montgomery	1972-73
Ave Wessel	1973-74
Tim Hartnett	1974-75
Bill Dressell	1975-76
Mike Naples	1977-78
Herb Billups	1978-79
Bryan Carver	1979-83
Tim Harvey	1983-84
Ryan Shepherd	1995-96
Frank Fusco	2001-02
Steve McLean	2004-06

- #41 -

Jim Brennan	1984-85
Jeff Priah	1988-90
Brendan McCaffrey	1990-92

- #42 -

Jim Brennan	1984-85
Dick McClory	1961-62
Dennis Dombek	1965-66
Tom Pasternak	1966-69
Ed Smith	1969-70
Michael Norwood	1970-72
Kevin Townsend	1972-75
John Sommers	1975-77
Bernie Mull	1977-78
Doug Worthington	1978-80
Ed Becton	1980-84
Dwight Garrett	1984-85
Jerry Kopydlowski	1985-89
Mike O'Sullivan	1989-91
Nate Gregory	1991-93
Hodari Mallory	1999-01
Mike Hanley	2002-06
Tomas Vazquez-Simmons	2007-11

- #43 -

Mike Brown	1985-88
Mike O'Sullivan	1988-89
Matt Tribul	1996-00

- #44 -

Joe LoTurco	1959-61
Tony Gennari	1961-62
Dennis Misko	1965-67
Bob Trenta	1967-70
Ed Smith	1970-71
Steven Waxman	1971-72
Dave Wessel	1972-73
Mike Jones	1973-74
Larry Fogle	1974-75
Dave Piller	1975-77
Ron Peaks	1977-79
Don Laux	1979-81
Lee Stringfellow	1982-83
Lamont Gilbert	1983-86
Marvin Bailey	1986-88
Sean Sandel	1989-93
Ryan Collins	1993-97
Yaku Moton-Spruill	2002-04

Tyler Funk	2011-12
Tahj Staveskie	2022-24

- #45 -

Tim Harvey	1985-86
Brendon McClain	1987-88
Brendan McCaffrey	1988-90

- #50 -

John Kusmierczyk	1959-60
Ed Wlodarczak	1960-62
Steve Puccia	1974-76
Mike Naples	1976-77
Steve Montaldi	1977-78
Don Laux	1978-79
Mark Rzemek	1979-83
Chris Heinold	1983-87
Ron Renfroe	1987-88
Jon Ferris	2000-04
Josiah Heath	2011-15

- #51 -

Herbert Courtney	1970-71
------------------	---------

- #52 -

Bill Bennett	1960-61
Jack Hassett	1965-68
Dave Mack	1968-69
Tom Carson	1969-71
Brian Phillips	1977-78
Don Grundtisch	1978-79
Glenn Dixon	1980-81
Mike Smrek	1981-85
Dwight Garrett	1985-87

- #53 -

Chris Edwards	1985-86
Mike O'Sullivan	1986-88

- #54 -

Bill Slicks	1959-61
Tony Leonardo	1966-68
Clyde Alexander	1969-72
Charley Jordan	1974-75
Mark Spitler	1975-76
Leroy Mintonye	1977-78
John Zachritz	1981-82
John Kornet	1985-88
Chris Gadley	2008-09

- #55 -

Micheal Meeks	1992-96
Kejuan Johnson-Alls	2018-19



#55 Micheal Meeks
1992-96

ALL-TIME LETTERWINNERS

- A -

Adams, Bob.....	1952-55
Ahern, Ed.....	1968-69
Ahemed, Akrum.....	2019-22
Alexander, Clyde.....	1969-72
Allen, David.....	1995-96
Anderson, Andy.....	1964-67
Anderson, Dave.....	1969-70
Anthony, Paul.....	1973-75
a'Nyam, Menghe.....	2006-08
Asprilla, Freddy.....	2012-13
Atkinson, Chris.....	2015-17

- B -

Bailey, Marvin.....	1986-89
Bakalik, Dennis.....	1963-64
Ball, Albert.....	1938-40
Balleria, Albert.....	1934-37
Barley, Darrell.....	1992-96
Barnhill, Alex.....	1998-99
Baron, Billy.....	2012-14
Barone, Joseph.....	1924-25
Barrett, Tom.....	1958-59
Barton, Garrett.....	1930-31
Bartowski, Gene.....	1955-56
Becton, Ed.....	1980-84
Beebe, William.....	1942-43, 46-47
Belardo, Gaby.....	2010-12
Bennett, Bill.....	1958-59, 60-61
Benson, Phil.....	2006-07
Bentick, Clive.....	1997-01
Bevilacqua, Bob.....	2007-10
Beyah, Asa.....	2020-22
Bickelman, Al.....	1944-45
Billups, Herb.....	1978-79
Blackstone, Justin.....	1996-97
Bleeker, Kevin.....	2011-13, 14-16
Book, Ed.....	1988-92
Bossert, Joe.....	1961-64
Brandon, Majesty.....	2019-21
Brady, James.....	1942-43
Brennan, James.....	1923-24
Brennan, Jerry.....	1954-55
Brennan, Jim.....	1984-85
Brennan, John.....	1962-65
Britz, Greg.....	1955-58
Brooks, Malik.....	2020-21
Brown, Brian.....	1988-90
Brown, Corey.....	2019-20
Brown, Ed.....	1953-55
Brown, Mike.....	1986-88
Brown, Roger.....	1958-59
Brown, Roger.....	1967-70
Brown, Rodney.....	1988-92
Brunotte, Herm.....	1943-44
Bukaty, Stanley.....	1928-29
Burden, Kenyatta.....	2000-01
Burke, Eugene.....	1919-20
Burke, Matthew.....	1938-40
Burt, Russell.....	1921-24
Bush, Andrew.....	1998-02
Byrd, Anthony.....	2004-06

- C -

Calak, Mark.....	1946-50
Callaway, Corby.....	1993-94
Cammaert, Jamie.....	1995-99
Campbell, Matt.....	2000-01
Cappeller, Edwin.....	1922-23
Carey, Joseph.....	1937-39
Carr, Bart.....	1964-67
Carr, Roland.....	1921-22
Carson, Tom.....	1969-71
Carver, Bryan.....	1979-83
Casey, John.....	1922-23, 24-25
Cavanaugh, Joseph.....	1935-39
Chance, Brett.....	2008-09
Chapple, Bill.....	1937-39
Chester, Tom.....	1960-63
Chollet, Leroy.....	1946-49
Cleary, John.....	1931-35
Cleary, Tom.....	1920-21

Clement, Chuck.....	1977-80
Coles, Julius.....	2007-11
Collins, Ryan.....	1993-97
Connelly, Jon.....	2002-03
Connors, James.....	1936-39
Connors, Terry.....	1965-68
Connors, Thomas.....	1924-27
Coogan, Jack.....	1954-57
Coppola, Jack.....	1972-73
Coppola, Joe.....	1970-71
Corcoran, Fran.....	1953-56
Cosgrove, Fran.....	1968-69
Courtney, Herb.....	1970-71
Covington, Aaron.....	1970-73
Crumpton, Jermaine.....	2014-18
Cryan, Robert.....	1930-33
Curran, J. Joseph.....	1942-43
Currier, Leonard.....	1922-25
Cwick, Jake.....	1945-46

- D -

D'Alesandro, Gene.....	1967-68
Dalton, Thomas.....	1939-42
David-Maji, Maji.....	2023-Pres.
Decker, Charles.....	1926-29
Decker, Eddie.....	1929-31
Degolyer, Tim.....	1944-45
Dehlinger, Herbert.....	1934-37
Delahut, Jim.....	1933-35
DeLuca, John.....	1948-51
DeMars, Bill.....	1968-71
DePerro, Louis.....	1931-35
Dhal, Marial.....	2010-12
DiGiulio, Michael.....	2022-23
Dinkins, Tre.....	2022-24
DiRosa, Anthony.....	1935-36
Dixon, Glenn.....	1979-81
Dixon-Green, Martin.....	2016-17
Dobryzynski, Francis.....	1933-34
Dolce, Joseph.....	1926-28
Dombek, Dennis.....	1965-66
Donaldson, Don.....	1930-31
Doss, Dewitt.....	2000-02, 03-05
Douse, Kiefer.....	2015-17
Downey, Kevin.....	2002-06
Doyle, George.....	1944-45
Dressel, Bill.....	1975-77
Drury, John.....	1928-30, 31-32
Drury, Mike.....	1929-31
Dudzick, Joseph.....	1935-38
Duminicio, Angelo.....	1943-45
Dupree, Fred.....	1994-98
Dunn, Don.....	1951-54
Dux, Brian.....	1999-03
Dyall, Nixon.....	1989-92

- E -

Eberle, Tim.....	1975-76
Edwards, Tyrel.....	2012-13
Eleam, Chris.....	1971-72
Ellis, Ace.....	1943-44
Ellis, Brian.....	1992-93
Evans, Shaquille.....	2017-19
Ezeamama, Sean.....	2011-12

- F -

Fadale, Charles.....	1933-36
Faulkner, Jibreel.....	2016-19
Fell, Jim.....	1973-74
Fenn, Darren.....	1997-01
Ferris, Jon.....	2000-04
Fitzpatrick, William.....	1928-32
Flaherty, Thomas.....	1923-25
Flynn, John.....	1953-55
Foels, Ray.....	1946-47
Fofana, Ahamadou.....	2020-22
Fogle, Larry.....	1973-75
Foley, Spencer.....	2016-18
Ford, Dennis.....	1971-72
Ford, Jerry.....	1976-77
Ford, John.....	1998-99
Foreman, Art.....	1946-47
Foreman, Don.....	1950-53

Forsythe, Duke.....	1954-55
Foster, Toby.....	1999-02, 03-04
Frazier, Elton.....	2007-11
Frazier, Mickey.....	1992-96
Fredricks, Rich.....	1973-74, 75-76
Fremming, Jim.....	1936-37
Fritz, Jacco.....	2019-23
Fritz, Youri.....	2022-24
Funk, Tyler.....	2011-12
Fusco, Frank.....	2001-02

- G -

Gabbey, John.....	1958-61
Gadley, Chris.....	2008-09
Gadsden, TJ.....	2022-24
Gallagher, G. William.....	1926-30
Gallagher, John.....	1929-30
Garbacz, Dave.....	1972-73
Garrett, Dwight.....	1985-87
Gauchat, Joseph.....	1941-43
Gauchat, L. Robert.....	1939-42
Gennari, Tony.....	1961-64
Geraci, Joseph.....	1945-46
Gilbert, Lamont.....	1983-86
Giscombe, Chuck.....	1987-91
Goetz, Louis.....	1935-36
Goldsberry, Robert.....	2007-11
Gombe, Ronnie.....	2015-17
Gorman, John.....	1992-95
Goyette, Dick.....	1929-31
Green, Dan.....	1942-45
Green, Malek.....	2020-22
Gregory, Nate.....	1991-92
Gregory, Tony.....	1950-53
Grenauer, Charles.....	1923-26
Gricius, Rokas.....	2009-11
Groves, Reggie.....	2009-13
Grunditsch, Don.....	1976-77, 78-79
Grunditsch, Wesley.....	1938-40
Grzelinski, Jan.....	2014-15
Guarnieri, Al.....	1924-27
Guarnieri, Johnny.....	1929-31
Gurley, Isaiah.....	2015-16
Gugino, Anthony.....	1923-34
Guidotte, Art.....	1945-46

- H -

Hadzic, Ivan.....	2018-20
Hall, LaVerne.....	1982-84
Hall, Leonard.....	1923-25
Hall, Ray.....	1981-85
Hampton, Richard.....	2000-02
Hanley, Mike.....	2002-07
Hardiman, Thomas.....	1967-69
Harried, Armon.....	2019-22
Harrigan, Larry.....	1962-64
Harris, Chuck.....	2003-06
Hartnett, Don.....	1945-46, 47-48, 49-51
Hartnett, Tim.....	1974-77
Harvey, Tim.....	1983-84, 85-86
Hassell, Willie.....	2007-08
Hassett, Jack.....	1965-68
Hawkins, A.J.....	2008-09
Hayes, Aaron.....	2002-03
Heary, Tom.....	1957-58, 59-60
Heath, D.J.....	2017-18
Heath, Jordan.....	2012-14
Heath, Josiah.....	2011-15
Hedderick, Herm.....	1949-52
Hedges, Luke.....	2001-04
Heinold, Chris.....	1983-87
Henderson, Jordan.....	2018-23
Hennesen, Charles.....	1940-41
Herring, Corey.....	2005-07
Hessinger, Jim.....	1963-66
Hilligas, Robert.....	1930-34
Hitchon, Scott.....	2017-2022
Hoar, James.....	1920-23
Hohorst, Clarence.....	1920-25
Homokay, Julius.....	1939-40
Hopkins, Joseph.....	1929-31
Hovey, Robert.....	1932-33
Humann, John.....	1965-66, 67-68

Hurlburt, Don.....	1970-72
Hurley, Bill.....	1952-53
Hymes, Alshwan.....	2009-13
Hymes, Bill.....	1946-49

- I -

Illig, Buck.....	1949-51
Irwin, Pete.....	1952-54

- J -

Jackson, Andre.....	1998-99
Jackson, Michael Ray.....	1984-87
James, Damone.....	1991-95
James, Shaun.....	2006-08
Jaus, Bob.....	1977-80
Jefferson, Tory.....	2000-01
Jeziro, Michael.....	1945-46
Johnson, Dana.....	1990-94
Johnson, David.....	2006-08
Johnson, Malik.....	2016-20
Johnson, Rishawn.....	2007-10
Johnson-Alls, Kejuan.....	2018-19
Jones III, Joe.....	2023-24
Jones, Richard.....	2001-04
Jordan, Charley.....	1973-75
Joyce, John.....	1958-59

- K -

Kaiser, Eugene.....	1935-37
Kamp, Lenny.....	1943-45, 46-48
Karwick, Ron.....	1978-79
Kavanaugh, Cyril.....	1925-26
Kee, Kenny.....	1973-75
Kelly, Bob.....	1953-56
Kelly, Chris.....	1979-81
Kemmer, John.....	1962-63
Kennedy, Lawrence.....	1944-46
Kenny, Walt.....	1950-52
Keys, Jay.....	2000-01
Khan, Ashton.....	2010-11
Khouzam, Paul.....	2000-02
Kindler, Eric.....	2010-11
Kluytenarr, Bill.....	1967-69
Knab, Frank.....	1946-47
Knauff, Lou.....	1922-24
Koessler, Walter.....	1920-22
Kolbe, Mark.....	1993-96
Konrad, Andy.....	1946-49
Kopydlowski, Jerry.....	1985-89
Kornet, John.....	1985-88
Krauff, Lou.....	1922-24
Kretzer, Bill.....	1959-62
Krochmal, John.....	1949-52
Krystofiak, Tom.....	1976-80
Kulakowski, Brandon.....	2021-22
Kusmierczyk, John.....	1959-60

- L -

LaDuca, Joe.....	1962-63
Lambkin, Keith.....	1995-99
Lamparelli, Rocco.....	1945-46
Large, Jerry.....	1953-45
Laux, Don.....	1978-81
Laux, James.....	1946-47
Lawrence, Gary.....	1970-73
Leasure, Ben.....	2007-08
Lennon, Bob.....	1960-61
Leonard, Bill.....	1973-76
Leonard, Jim.....	1969-70
Leonardo, Tony.....	1967-68
Leone, Joe.....	1954-57
Levine, Herbert.....	1937-39
Lewis, Zach.....	2013-15
Lipinski, Victor.....	1930-33
Logins, Greg.....	2007-11
Long, Xzavier.....	2021-24
Lotts, Marcale.....	2017-19
LoTurco, Joe.....	1958-61
Lucy, James.....	1943-44
Lynch, Ed.....	1930-31
Lynch, Walter.....	1919-20

ALL-TIME LETTERWINNERS

- M -

Macaluso, Mike.....	1970-73
Macarchuk, Nick III.....	1984-88
Macieczewski, Ambrose.....	1943-44
MacKinnon, Jim.....	1956-59
MacKinnon, Robert.....	1946-50
Maganello, Joe.....	1937-39
Maguire, Bill.....	1957-58, 59-60
Maier, Theodore.....	1944-45
Malesa, Pawel.....	2006-08
Malinoski, Jim.....	1963-64
Mallory, Hodari.....	1999-03
Manguso, Ed.....	1923-25
Manhertz, Chris.....	2010-14
Mann, John.....	1979-80
Mansfield, Milt.....	1941-42
Markey, Dave.....	1954-57
Martinsen, Gregg.....	1981-85
Masiello, Tony.....	1966-69
Masino, Alfred.....	1946-50
Maslennikov, George.....	2020-23
Matti, Ola.....	2005-06
Mattimore, Joe.....	1945-46
Mauro, Jim.....	1944-48
Mayer, Al.....	1919-20
Mazza, Dominic.....	1942-45
McCadden, Ken.....	1939-40
McCaffrey, Brendan.....	1988-90
McCann, Dick.....	1958-61
McCarthy, Jim.....	1954-56
McCarthy, Joe.....	1989-92
McCarthy, John.....	1953-56
McCarthy, Mike.....	1996-98
McClory, Dick.....	1962-65
McClure, Dorian.....	1998-00
McDowell, Steve.....	1980-81
McGee, Vincent.....	1935-36
McGuire, Mike.....	1949-52
McGuire, Ray.....	1955-57
McLean, Steve.....	2005-06
McMillan, Malcolm.....	2015-16
McMullen, Jim.....	1955-56
McMullen, John.....	1919-20
McNally, Carl.....	1924-28
McNamara, George.....	1942-43
McNamara, Richard.....	1944-45
Meeks, Micheal.....	1992-96
Melvin, William.....	1944-47
Meyer, Robert.....	1936-39
Meyers, Glen.....	1920-21
Michel, Ron.....	1970-72
Milian, Franklin.....	2011-12
Miller, Milne.....	1948-49, 50-51
Minick, Grady.....	1985-89
Minto, Randy.....	2003-04
Mintonye, Leroy.....	1977-78
Misko, Dennis.....	1964-67
Mitchell, Frank.....	2023-24
Molson, Takal.....	2017-19
Montgomery, Mel.....	1972-73, 74-75
Montroy, Clair.....	1940-41
Moore, Barry.....	1979-81
Moore, Javone.....	1993-97
Morrison, John.....	1964-67
Mosley, Jamel.....	1986-88
Moton-Spruill, Yaku.....	2002-04
Moultrie, Jamir.....	2022-23
Mucica, Chris.....	1993-94
Mull, Bernie.....	1977-81
Muller, Conrad D.....	1946-47
Muller, Tom.....	1946-50
Mulvey, Francis.....	1933-34
Munich, Paul.....	1937-38
Murphy, James.....	1926-27
Myszewski, Bob.....	1957-58

- N -

Naples, Mike.....	1976-78
Nasal, Joseph.....	1940-42, 45-46
Navagh, George.....	1952-53
Nichols, Jon.....	1963-64, 65-66
Niggli, Mark.....	1992-94

Niland, Joseph.....	1939-42
Niland, Thomas.....	1941-42, 45-47
Nix, Jeff.....	1976-78
Nolan, George.....	1925-26
Noonan, Francis.....	1935-36
Norwood, Mike.....	1970-73
Nostrant, John.....	1942-43
Nowak, Henry.....	1954-57

- O -

Oberding, Jack.....	1962-64
O'Brien, Jim.....	1951-53
O'Brien, Matthew.....	1937-40
O'Connor, Bill.....	1960-63
O'Connor, Carlton.....	1921-22
O'Connor, Larry.....	1950-53
O'Donnell, Chuck.....	1941-42
O'Donnell, Cornelius.....	1934-37
O'Donnell, Daniel.....	1941-42
O'Donnell, James.....	1935-37
O'Donnell, Neil.....	1935-37
O'Keefe, Henry.....	1942-43, 46-48
O'Keefe, Tim.....	1946-49
Okpoh, Bryce.....	2022-24
O'Mara, Tim.....	1961-64
O'Shaughnessy, John.....	1929-30
O'Sullivan, Mike.....	1987-91
O'Sullivan, Mortimer.....	1946-50
Olejniczak, Brian.....	1986-87
Owen, Raven.....	2015-16
Ozark, Dan.....	1944-45

- P -

Palesse, Cam.....	2023-Pres.
Panaggio, Mauro.....	1946-47
Papero, Mike.....	1945-46
Parker, Dexter.....	1989-93
Pasternak, Thomas.....	1966-69
Patrika, Henry.....	1920-22
Peaks, Ron.....	1977-79
Perez, Chis.....	2013-14
Perkovich, Tom.....	1999-03
Phelan, Francis.....	1939-42
Phillips, Brian.....	1977-78
Phillips, Martin.....	1919-20
Phillips, Ron.....	1971-72
Piechowiak, Tom.....	1956-58
Pitcher, Bill.....	1965-66, 67-68
Pitterman, Frank.....	1926-27
Planincic, Selvedin.....	2016-18
Plant, Warren.....	1964-67
Pleto, Frank.....	1948-50
Plumeri, Bob.....	1960-62
Poe, Jess.....	2004-06
Poillon, Richard.....	1940-41
Popofski, Jon.....	2004-06
Porter, TJ.....	2023-Pres.
Powell, Jake.....	1946-47
Priah, Jeff.....	1988-90
Prindiville, George.....	1927-28
Prosser, Craig.....	1974-76
Puccia, Steve.....	1974-75

- Q -

Quinlan, James.....	1941-43, 45-46
---------------------	----------------

- R -

Raimen, Stanley.....	1936-37
Ralicki, Joe.....	1927-28
Raney, Dominique.....	2013-14
Rauh, John.....	1957-58
Rautins, Sam.....	2018-20
Ravello, Chris.....	2001-03
Reese, Isaiah.....	2016-19
Reimondo, Gerald.....	1936-37
Reina, Angelo.....	1929-31
Reynolds, Jamal.....	2014-16
Richardson, Al.....	1972-73
Richardson, Alan.....	1975-76
Richardson, Duke.....	1978-80
Richardson, Tim.....	1968-71
Roberson, Gene.....	1968-70
Roberts, Mike.....	1972-75

Robertson, Kassius.....	2014-17
Robinson, Jovan.....	2006-08
Rodriguez, Jim.....	1944-45
Rohr, Bill.....	1952-54
Rojek, Frank.....	1957-60
Rojek, Tom.....	1956-59
Rubino, Joe.....	1945-46
Rudick, Joe.....	1945-46
Ruska, John.....	1956-58
Russell, Derrick.....	1982-86
Rustich, Frank.....	1932-34
Ryan, Cassidy.....	2014-16
Ryan, Vincent.....	1919-20
Rybak, John.....	1931-35
Rzemek, Mark.....	1979-83

- S -

Salada, James.....	1943-44
Sandel, Sean.....	1989-93
Sanks, Jonathan.....	2017-19
Santiago, David.....	2011-12
Sarafinas, Lawrence.....	1958-61
Sargeant, Rigoberto.....	2004-06
Sawyers, Dale.....	1996-00
Schaus, Maynard.....	1946-50
Schofield, Jim.....	1973-75
Scholl, John.....	1937-40
Schwartz, Francis.....	1936-37
Scymczyk, Dan.....	1943-44
Seeberg, Nathan.....	1937-38
Semler, George.....	1969-70
Seymore, Phil.....	1980-82
Seymour, Harry.....	1988-92
Sharp, Derek.....	1982-84
Sharp, Randy.....	1949-52
Shea, Dan.....	1963-65
Shea, Jim.....	1956-58
Shepherd, Ryan.....	1995-96
Sherman, Herbert.....	1943-44
Short, Ed.....	1922-26
Simmons, Eddie.....	1977-79
Skiba, Jim.....	1974-75
Skilnik, Phil.....	1959-62
Slazyk, Frank.....	1959-62
Slicks, Bill.....	1959-62
Small, Clinton.....	1937-40
Smith, Brian.....	1984-88
Smith, Ed.....	1969-71
Smith, Gene.....	1992-93
Smith, Gregg.....	1987-90
Smrek, Mike.....	1981-85
Snitzer, David.....	1940-42
Sommers, John.....	1974-77
Sosa, Isaac.....	2012-13
Spiller, Dave.....	1975-77
Spisiak, Ken.....	1964-65
Spitler, Andrew.....	2002-05
Spitler, Kevin.....	1968-71
Spitler, Mark.....	1975-78
Spitler, Pat.....	1998-00
Sprichman, Herb.....	1919-22
Springer, Jim.....	1956-58
Stahl, Frank.....	1925-27
Starling, Richard.....	2006-07
Stamp, William.....	1963-65
Staveskie, Tahj.....	2022-24
Stephens, Rene.....	1975-78
Stewart, Gary.....	1969-70, 71-72
St. Louis, Dantai.....	2016-20
Stockman, Jerry.....	1950-51, 53-54
Stoetzel, Bob.....	1949-52
Stokes, Tim.....	1974-76
Stringfellow, Lee.....	1981-83
Sullivan, Pat.....	1943-44
Sullivan, Tim.....	1981-82
Sweeney, Leo.....	1919-20
Swiatek, Frank.....	1962-65
Swift, George.....	1957-59
Syracuse, Michael.....	1940-44
Szczerbacki, Steve.....	1931-35
Szur, Joseph.....	1934-37

- T -

Taggart, Jeff.....	1985-88
Taylor, Tyrell.....	2015-16
Thompson, Kevin.....	1994-98
Thrunk, Bob.....	1955-56
Thurston, Mel.....	1940-43
Tirado, Ralph.....	1991-92
Tirado, Ray.....	1990-92
Toohy, Brian.....	1976-81
Toth, Nicholas.....	1938-41
Townsel, Kevin.....	1972-74
Trenta, Bob.....	1967-70
Tribul, Matt.....	1996-00
Trimboli, Joseph.....	1942-43, 45-46
Trivisonno, Mike.....	1981-85
Tuminaro, Jon.....	1995-96
Turner, Frank.....	2006-10
Turner, Robert.....	1980-84
Turtle, Pat.....	1960-63

- U -

Uijtendaal, Siem.....	2020-24
Usdanoff, Mike.....	1966-67

- V -

Valenti, Phil.....	2013-17
Vanderheide, Marcus.....	2004-05
Van Steenberg, John.....	1951-52
Vann, Dick.....	1951-53, 55-56
Vazquez-Simmons, Tomas.....	2007-11

- W -

Wackerly, Bret.....	2005-06
Walsh, Richard.....	1976-79
Walton, Mike.....	1973-77
Ware, Davon.....	2023-24
Ward, Stan.....	1939-42
Washington, Harold.....	2011-13
Waxman, Steve.....	1971-72
Weir, Adam.....	2014-16
Wessel, Dave.....	1972-73
Wessel, Norb.....	1964-66
Whelan, John.....	1960-61
Whetzle, George.....	1929-32
White, Jalanni.....	2017-21
Wilkins, Ross.....	1988-89
Williams, Billy Joe.....	1980-81
Williams, Devean.....	2022-24
Williams, Evan.....	1967-68
Williams, Jeremiah.....	2013-15
Wilson, Bill.....	1931-32
Wilson, Darnell.....	2003-07
Wilson, Dennis.....	1996-98
Wise, Craig.....	1991-95
Witczak, Ed.....	1952-54
Wlodarczak, Ed.....	1958-59, 60-62
Wojcinski, Ted.....	1950-53
Wooten, Eric.....	1996-97
Worley, Kevin.....	1995-99
Worthington, Doug.....	1978-79
Wyatt, Ron.....	2002-04

- Y -

Yaffe, Eyal.....	1984-86
Young, Chris.....	1993-95
Young, Damon.....	1997-98, 99-02
Young, Jim.....	1951-54
Young, Joe.....	2005-06
Young, Kelly.....	1978-80

- Z -

Zachritz, John.....	1981-82
Zadzilka, Gene.....	1948-49
Zatorski, John.....	1949-50, 53-55
Zernentsch, Harold.....	1931-35
Zielinski, Al.....	1935-36

SPORTS HALL OF FAME

CANISIUS SPORTS HALL OF FAME INDUCTEES

Name (graduation year)	Year Inducted
<i>Dr. John Brady (1912)</i>	1963
<i>Robert MacKinnon (1950)</i>	1963
<i>John Rybak (1935)</i>	1964
<i>L. Robert Gauchat, D.D.S (1942)</i>	1964
<i>Joseph Niland (1942)</i>	1964
<i>Leroy Chollet (1952)</i>	1964
<i>Edward Lyons, M.D. (1915)</i>	1965
<i>Carl McNally (1928)</i>	1965
<i>Joseph Szur (1937)</i>	1965
<i>Joseph Cavanaugh (1938)</i>	1966
<i>Thomas Niland (1947)</i>	1966
<i>Howard Willis (1950)</i>	1966
<i>Rt. Rev. Msgr. Donato Valente (1918)</i>	1967
<i>John McCarthy (1956)</i>	1967
<i>Henry O'Keefe (1948)</i>	1968
<i>Henry Nowak (1957)</i>	1968
<i>David Markey (1957)</i>	1969
<i>Don Hartnett (1951)</i>	1970
<i>Major General Robert Adams (1955)</i>	1971
<i>Albert Guarnieri (1927)</i>	1972
<i>Charles Fadale (1936)</i>	1972
<i>Thomas Chester (1963)</i>	1974
<i>Cornelius O'Donnell (1937)</i>	1975
<i>Alfred Seelbach (Head Coach, 1933-44)</i>	1977
<i>Lawrence O'Connor (1953)</i>	1977
<i>Willam O'Connor (1963)</i>	1977
<i>Joseph Dudzick (1938)</i>	1978
<i>Thomas Connors (1927)</i>	1979
<i>Herm Hedderick (1952)</i>	1980
<i>Frank Swiatek (1965)</i>	1980
<i>Anthony Masiello (1969)</i>	1982
<i>J. Joseph Curran (Head Coach, 1953-59)</i>	1983
<i>Andy Anderson (1967)</i>	1983
<i>John Morrison (1967)</i>	1983
<i>Robert Kelly (1956)</i>	1984
<i>J. Walter Koessler (1922)</i>	1985
<i>Gregory Britz (1958)</i>	1985
<i>Nicholas Toth (1941)</i>	1987
<i>Mike Macaluso (1973)</i>	1989
<i>Nick Macarchuk (Head Coach, 1977-87)</i>	1990
<i>Anthony Gennari (1964)</i>	1991
<i>Patrick Turtle (1963)</i>	1991
<i>Phil Seymour (1989)</i>	1996
<i>Robert Turner (1984)</i>	1996
<i>Ray Hall (1985)</i>	1997
<i>Mike Smrek (1985)</i>	1998
<i>Ed Book (1992)</i>	2002
<i>Craig Wise (1995)</i>	2005
<i>Darrell Barley (1996)</i>	2006
<i>Micheal Meeks (1996)</i>	2006
<i>Javone "Bam" Moore (1997)</i>	2007
<i>1955-56 men's basketball team</i>	2007
<i>Darren Fenn (2001)</i>	2012
<i>Brian Dux (2003)</i>	2013
<i>Kevin Downey (2005)</i>	2016
<i>Dana "Binky" Johnson (1994)</i>	2018
<i>John Beilein (Head Coach, 1992-97)</i>	2019
<i>Duane "Duke" Richardson (1980)</i>	2019
<i>Frank Turner (2010)</i>	2021


italic - deceased



L. ROBERT GAUCHAT, D.D.S. - HOF Class of 1964




JOE DUDZICK - HOF Class of 1978




ANDY ANDERSON - HOF Class of 1983

GRIFFS IN THE PROS



MIKE SMREK - LOS ANGELES LAKERS



MIKE MACALUSO - BUFFALO BRAVES

FORMER GRIFF DRAFT HISTORY

Name	Year	Team	Round	Pick
Herm Hedderick	1952	Boston (NBA)	4	-
John McCarthy	1956	Rochester (NBA)	4	24
Hank Nowak	1957	St. Louis (NBA)	4	4
Bill O'Connor	1963	New York (NBA)	3	1
Tony Gennari	1964	New York (NBA)	5	1
John Morrison	1967	Denver (ABA)	-	-
John Morrison	1967	St. Louis (NBA)	6	6
Andy Anderson	1967	Boston (NBA)	6	9
Tony Masiello	1969	Indiana (ABA)	-	-
Gary Stewart	1971	Buffalo (NBA)	9	2
Gene Robertson	1971	San Diego (NBA)	14	3
Gary Stewart	1972	Portland (NBA)	4	1
Gary Stewart	1972	Denver (ABA)	-	-
Mike Macaluso	1973	Buffalo (NBA)	6	2
Mike Macaluso	1973	Kentucky (ABA)	10	-
Aaron Covington	1973	Buffalo (NBA)	12	2
Aaron Covington	1973	Memphis (ABA)	Suppl.	-
Larry Fogle	1974	Denver (ABA)	8	-
Larry Fogle	1975	St. Louis (ABA)	5	-
Larry Fogle	1975	New York (NBA)	2	16
Charley Jordan	1975	Indiana (ABA)	2	-
Craig Prosser	1976	Kansas City (NBA)	7	3
Tim Stokes	1976	Buffalo (NBA)	10	12
Phil Seymour	1982	New York (NBA)	7	6
Robert Turner	1984	Houston (NBA)	10	4
Mike Smrek	1985	Portland (NBA)	2	1
Ray Hall	1985	Utah (NBA)	5	12

GRIFFS IN PROFESSIONAL BASKETBALL

Name	Teams (League)
Russell Burt	MBC (referee)
Leroy Chollet	Syracuse (NBA)
L Robert Gauchat	Buffalo (NBL)
Bob MacKinnon (coach)	St. Louis (ABA), Buffalo (NBA), New Jersey Nets (NBA) (80-81; 87-88)
Joe Maganello	National Basketball League (coach)
Al Masino	Milwaukee, Rochester (NBA), Syracuse (NBA)
Joe Niland	World Basketball Tournament (1942)
Neil O'Donnell	NBL
James O'Donnell	NBL
Hank O'Keefe	Syracuse (NBA)
Jim Quinlan	Rochester (NBL)
Stanley Raiman	NBL
John Ryback	NBL
Mel Thurston	Providence (BAA)

NBA - National Basketball Association
 ABA - American Basketball Association
 NBL - National Basketball League
 BAA - Basketball Association of America
 MBC - Midwest Basketball Conference

GRIFFS PLAYING INTERNATIONALLY

NAME	TEAM	COUNTRY	YEARS				
Freddy Asprilla	Condores	Colombia	2013-14	Hamburg	Germany	2017-18	
	Guerreros	Colombia	2014-15	FOG Naestved	Denmark	2018	
	Llaneros	Colombia	2015-16	Leverkusen	Germany	2019-20	
	Caciques	Colombia	2016-17	Bascharage	Luxembourg	2020-Pres.	
Billy Baron	Lietuvos Rytas Vilinius	Lithuania	2015-16	Hodari Mallory	Weert	Netherlands	2003-04
	Lietuvos Rytas Vilinius	Belgium	2015-16	Malcolm McMillan	Trikala	Greece	2016-17
	UCAM Murcia	Spain	2016-17		C Africian	Tunisia	2016-17
	Eskisehir	Turkey	2017-18	Micheal Meeks	Darussafaka	Turkey	1996-97
	KK Crvena zvezda	Serbia	2018-20		Tapiolan Honka	Finland	1996-97
Zenit Saint Petersburg	Russia	2020-22		Brandt Hagen	Germany	1997-98	
Kevin Bleeker	Olimpia Milano	Italy	2022-Pres.		Besancon	France	1998-00
	Holargos	Netherlands	2016		Uniks Kazan	Russia	2000-01
	Navarra	Netherlands	2016-17		Fabriano Basket	Italy	2001-02
	Den Bosch	Netherlands	2017-18		KK Zadar	Croatia	2000-04
	Landstede	Netherlands	2018-22		Tris Reggio Calabria	Italy	2004-05
Ed Book	Den Helder	Netherlands	2002-24		Telekom Bonn	Germany	2005-06
	Central Power	New Zealand	1995-96		CEZ Nymbuk	Belgium	2006-07
	Palmerston Jets	New Zealand	1996-97		Euphony Bree	Belgium	2007-08
	Wellington Saints	New Zealand	1997-98		BG Gottingen	Germany	2008-12
	Palmerston Jets	New Zealand	1998-01				
Jamie Cammaert	Nelson Giants	New Zealand	2002-07	Chris Perez	Leones	Dominican Rep.	2014
	Oberwart	Austria	1999-00		Piratas	Colombia	2014-15
	London	Canada	2003-05		Leones	Dominican Rep.	2015-16
					Titanes Licey	Dominican Rep.	2016-18
Julius Coles	Schweim	Germany	2012-13	Jamal Reynolds	Cape Breton	Canada	2017-19
	Siroki Primorka	Bosnia	2012-13		Circulo Gijon	Spain	2019-2022
	Lirija	Macedonia	2013-15	T. Vazquez-Simmons	Guayama	Puerto Rico	2011-2012
	IRT Tanger	Morocco	2015-16		Santurce	Puerto Rico	2012-14
	Monastir	Tunisia	2016-18		Guaynabo	Puerto Rico	2015-16
	Al Wakrah	Qatar	2018-21		Cangrejeros	Puerto Rico	2016-17
	Monastir	Tunisia	2021-22				
	Al Morog	Tunisia	2021-22	Isaac Sosa	Mayaguez	Puerto Rico	2012-13
	Al Bataeh	United Arab Emirates	2022-23		Penarol	Argentina	2013-14
	Al Muharraq	Bahrain	2023-Pres.		Santurce	Puerto Rico	2014-15
					Boca Jrs	Argentina	2015-16
Ryan Collins	Karlsruhe	Germany	1997-98		Minas	Brazil	2015-16
Jermaine Crumpton	Dudelange	Luxembourg	2018-19		San German	Puerto Rico	2016-17
Brian Dux	Den Helder	Netherlands	2003-04		Aguascalientes	Mexico	2017-18
	Guildford Heat	England	2005-07		San German	Puerto Rico	2017-19
Darren Fenn	Limoges	France	2001-02		Warszawa	Poland	2019-20
	Eurolines Vilvoorde	Belgium	2002-04		Jalisco	Mexico	2020-21
	Ural Great	Russia	2003-04		Santure	Puerto Rico	2021-23
	Bosna Sarajevo	Bosnia	2004-05		Manati	Puerto Rico	2023-Pres.
	Eisbaren Bremerhaven	Germany	2005-06	Mike Smrek	Dafni Athens	Greece	1992-93
	Brose Baskets	Germany	2006-08		Split	Croatia	1996-97
	Artland Dragons	Germany	2008-12	Lee Stringfellow	Ovarense	Portugal	1991-01
	Hitachi Sunrockers	Japan	2012-13		Cambra	Portugal	2001-02
	Dijon Bourgogne	France	2013-14	Kevin Thompson	Weert	Netherlands	1999-00
BC Timisoara	Romania	2013-15	Brian Toohey	Landsmeer	Netherlands	1981-82	
Jon Ferris	Gorazde	Bosnia	2015-16	Frank Turner	Den Bosch	Netherlands	2010-12
	Sagesse	Lebanon	2004-06		Trefl Sopot	Poland	2012-13
Elton Frazier	Contern	Luxembourg	2012-13		Antwerp	Belgium	2013-14
	Nitra	Slovakia	2013-14		U-Banca TR	Romania	2014-15
Chuck Harris	Crailsheim	Germany	2007-08		Rilski Sportist	Bulgaria	2015-16
Jordan Heath	Kangoeroes	Belgium	2014-15		ADA Blois	France	2016-17
	Proximus Spirou	Belgium	2015-17		Crailshaim	Germany	2017-19
	Limburg United	Belgium	2017-18		BC Kormend	Hungary	2019-23
	Kawasaki	Japan	2018-Pres.	Harold Washington	Moncton	Canada	2014-15
Josiah Heath	Aris Leeuwarden	Netherlands	2015-16	Darnell Wilson	Zwolle	Netherlands	2007-08
	Tallinna Ulrikool	Estonia	2016-17		Nijmegen	Netherlands	2008-09
	Cinq Reves	Japan	2017-18		Verviers-Pep.	Belgium	2009-10
Luke Hedges	Maroochydore	Australia	2005-06		Antwerp	Belgium	2010-12
Keith Lambkin	98 Volklingern	Germany	2005-06		Le Portel	France	2012-14
	Arantia	Luxembourg	2010-11		Boulogne	France	2014-15
Greg Logins	Barreteros	Mexico	2011-12	Kevin Worley	Store Highlanders	Sweden	19997-98
	LrNMKY	Finland	2012-14		Besancon	France	2000-01
	Fukuoka	Japan	2014-15				
	Tapiolan Honka	Finland	2014-15				
	BV Chemnitz	Germany	2015-16				
	Ciclista Olimpico	Argentina	2016-17				

COACHING RECORDS



BOB MacKINNON

CHRONOLOGICALLY

COACH	SEASONS	YEARS	W-L	PCT.
J.P. Quinlisk	1903-05	2	16-6	.727
John Schmitt	1905-06	1	10-7	.588
J.P. Quinlisk	1906-07	1	9-4	.692
John Mahoney	1907-09	2	9-5	.643
Charles McCabe	1909-11	2	28-5	.848
No Record	1911-12	1	10-4	.714
Charles McCabe	1912-13	1	7-3	.700
No Record	1913-14	1	5-3	.625
Charles McCabe	1914-15	1	5-5	.500
No Record	1915-16	1	0-4	.000
Raymond McDonald	1916-18	2	14-1	.933
No Record	1918-19	1	N/A	N/A
Edward Miller	1919-20	1	10-4	.714
Mike Sweeney	1920-21	1	5-4	.556
Luke Urban	1921-24	3	24-9	.727
Russell Burt	1924-25	1	11-2	.846
Luke Urban	1925-31	6	44-40	.524
Russell Burt	1931-33	2	17-10	.630
Allie Seelbach	1933-44	11	104-83	.556
Art Powell	1944-46	2	20-22	.476
Earl Brown	1946-48	2	28-28	.500
Joe Niland	1948-53	5	72-53	.576
Joseph Curran	1953-59	6	76-66	.535
Bob MacKinnon	1959-72	13	142-163	.466
John Morrison	1972-74	2	27-23	.540
John McCarthy	1974-77	3	28-49	.364
Nick Macarchuk	1977-87	10	149-128	.538
Marty Marbach	1987-92	5	49-94	.343
John Beilein	1992-97	5	89-62	.589
Mike MacDonald	1997-2006	9	108-153	.414
Tom Parrotta	2006-12	6	64-121	.346
Jim Baron	2012-16	4	73-61	.545
Reggie Witherspoon	2016-24	8	108-130	.454

BY PERCENTAGE

COACH	SEASONS	YEARS	W-L	PCT.
Raymond McDonald	1916-18	2	14-1	.933
J.P. Quinlisk	1903-05; 06-07	3	25-10	.714
Edward Miller	1919-20	1	10-4	.714
Russell Burt	1924-25; 31-33	3	28-12	.700
Charles McCabe	1909-11; 12-13; 14-15	4	40-13	.694
John Mahoney	1907-09	2	9-5	.643
John Beilein	1992-97	5	89-62	.589

John Schmitt	1905-06	1	10-7	.588
Luke Urban	1921-24; 25-31	9	68-49	.581
Joseph Niland	1948-53	5	72-53	.576
Allie Seelbach	1933-44	11	104-83	.556
Mike Sweeney	1920-21	1	5-4	.556
Jim Baron	2012-16	4	73-61	.545
Earl Brown	1946-48	2	24-20	.545
John Morrison	1972-74	2	27-23	.540
Nick Macarchuk	1977-87	10	149-128	.538
Joseph Curran	1953-59	6	76-66	.535
Art Powell	1944-46	2	20-22	.476
Bob MacKinnon	1959-72	13	142-163	.466
Reggie Witherspoon	2016-24	8	108-130	.454
Mike MacDonald	1997-2006	9	108-153	.414
John McCarthy	1974-77	3	28-49	.364
Tom Parrotta	2006-12	6	64-121	.346
Marty Marbach	1987-92	5	49-94	.343

BY VICTORIES

COACH	SEASONS	YEARS	W-L	PCT.
Nick Macarchuk	1977-87	10	149-128	.538
Bob MacKinnon	1959-72	13	142-163	.466
Mike MacDonald	1997-2006	9	108-153	.414
Reggie Witherspoon	2016-24	8	108-130	.453
Allie Seelbach	1933-44	11	104-83	.556
John Beilein	1992-97	5	89-62	.589
Joseph Curran	1953-59	6	76-66	.535
Jim Baron	2012-16	4	73-61	.584
Joseph Niland	1948-53	5	72-53	.576
Luke Urban	1921-24; 25-31	9	68-49	.581
Tom Parrotta	2006-12	6	64-121	.346
Marty Marbach	1987-92	5	49-94	.343
Charles McCabe	1909-11; 12-13; 14-15	4	40-13	.694
Russell Burt	1924-25; 31-33	3	28-12	.700
John McCarthy	1974-77	3	28-49	.364
John Morrison	1972-74	2	27-23	.540
J.P. Quinlisk	1903-05; 06-07	3	25-10	.714
Earl Brown	1946-48	2	24-20	.545
Art Powell	1944-46	2	20-22	.476
Raymond McDonald	1916-18	2	14-1	.933
Edward Miller	1919-20	1	10-4	.714
John Schmitt	1905-06	1	10-7	.588
John Mahoney	1907-09	2	9-5	.643
Mike Sweeney	1920-21	1	5-4	.556

ALL-TIME RESULTS

1903-04

Record: 9-2
Coach: J.P. Quinlisk
Captain: William McCahill

D7	Gordon's	W	14-6
D15	Yale of Buffalo	L	9-20
D17	Speedy-Day Scholars	W	43-12
J15	Buffalo Engineering School	L	38-43
J21	Lecouteux Institute	W	50-7
J28	McKee Business School	W	29-15
F4	Bank of Buffalo	W	42-16
F9	Progressives of Welcome Hall	W	33-23
M2	Masten Park	W	78-5
M8	Technology	W	30-25
M28	Chautauquas of Welcome Hall	W	28-14

1904-05

Record: 7-4
Coach: J.P. Quinlisk
Captain: Leo Bennis

N15	X-N Trics	W	35-6
D1	Niagara (Won by Forfeit)	W	2-0
D8	Peerless A.C.	W	42-19
D15	Lafayette H.S. (1)	W	54-35
J29	Caton's School A.C.	L	14-15
F5	Kensington H.S.	W	46-3
F7	Masten Park H.S.	L	24-30
F19	St. Bridget's	W	66-20
F22	Central H.S.	L	23-29
F26	St. Andrew's	L	34-36
M2	Lafayette H.S.	W	54-12

1905-06

Record: 10-7
Coach: John Schmitt
Captain: Leo Bennis

N16	Tribunes (Central YMCA)	L	11-13
D3	Polish National A.C.	W	52-2
D8	Central YMCA	L	17-30
D17	Genesee St. YMCA - Arrows	W	57-14
J14	Melroses	W	63-14
J21	La Salles	W	78-11
J28	Ramblers	L	20-21
F2	North Tonawanda H.S.	L	30-34
F8	Central YMCA - Climbers	L	23-27
F11	Caton's School A.C. (1)	L	41-43
F14	Central YMCA - Noon Class	W	42-22
F20	Lafayette H.S.	W	58-31
F22	North Tonawanda H.S. (2)	W	45-31
M1	Masten Park H.S.	W	37-23
M3	Niagara	W	26-25
M8	Central H.S.	L	18-30
M20	Central YMCA - Noon Cl. (3)	W	42-37

1906-07

Record: 9-4
Coach: J.P. Quinlisk
Captain: John Mahoney

D2	Ariels	L	15-41
D16	Ariels	L	16-36
D20	Rochester (4)	W	46-35
D21	Jamestown	L	18-58
J16	Central YMCA - Noon Class	W	23-14
F3	St. Patrick's	W	28-8
F7	Central YMCA - Noon Class	W	37-33
F20	Masten Park H.S.	W	50-26
F22	North Tonawanda H.S.	W	34-11
M3	Niagara	W	29-17
M7	Central YMCA - Noon Class	L	23-32
M10	St. Stephen's	W	35-4
M11	Eldridge (Tonawanda)	W	52-7

1907-08

Record: 6-1
Coach: John Mahoney
Captain: James Mahoney

O30	Caton College Tribunes	L	19-23
N1	Ariel A.C.	W	26-22
N27	Immaculate Conceptions	W	36-11
D8	St. Ann's	W	107-20
F14	Technical H.S.	W	45-17
F26	Niagara	W	26-11
M4	Lafayette H.S.	W	22-21

1908-09

Record: 3-4
Coach: John Mahoney

Captain: Mark Cassidy

at Niagara	L	11-49
* Niagara (Forfeit)		
Superiors (5)	L	36-38
Catholic Institute	L	20-21
Gowanda	L	19-21
at Company F of Medina	W	35-22
Hayden	W	36-22
St. Lawrence	W	27-26

* Niagara leaves floor, refusing to play A.A.U. rules that Canisius decides upon as home team. Game does not count as a forfeit win for Canisius.

1909-10

Record: 15-2
Coach: Charles McCabe
Captain: Mark Cassidy

Fresco A.C.	W	22-15
Carter - Crume	W	38-23
Fresco A.C.	W	17-4
Baltimore Medical College	L	17-28
Hamburg A.C.	W	42-26
Lancaster YMS	W	31-28
Lancaster YMS	W	68-21
Hobart	W	39-12
Leader A.C.	W	37-10
Hayden	W	16-15
M.I.T.	L	20-24
Holy Name	W	54-8
Underhill College	W	19-14
Manhattan	W	33-11
Lakewood	W	25-9
Hayden	W	25-18
Eldridge (Tonawanda)	W	68-14

1910-11

Record: 13-3
Coach: Charles McCabe
Captain: John Brady

N30	Eldridge Cycle Club	W	33-19
D12	Centrals of Rochester	W	45-19
D14	Niagara	W	18-17
J6	Buffalo Germans	L	26-73
J11	Holy Name	W	45-18
J18	Underhill College	W	41-13
J25	Hayden	W	27-17
F3	at Dyke of Batavia	W	37-20
F8	at Hayden	L	19-39
F9	Niagara (Club Team)	W	39-16
F15	Hurons	W	25-24
F22	St. Patrick's of Erie	W	32-25
F26	Essex of Rochester	W	60-14
M8	Hayden	L	19-20
M20	Hayden	W	42-31
M26	Erie Auditorium	W	33-25

1911-12

Record: 10-4
Coach: No Record
Captain: John Brady

N28	Eldridge (Tonawanda)	W	33-10
D5	Niagara	W	27-22
	State Normal	W	31-16
D17	at Niagara	L	16-35
D23	at Moose of Salamanca (OT)	W	19-17
J9	Erie Auditorium *	T	20-20
J18	Detroit	W	35-19
J23	Hayden	W	27-22
F6	Lancaster YMS	W	34-14
F10	Pastime A.C. of Hudson, N.Y.	W	48-23
F15	Niagara (6)	L	28-39
F24	Buffalo Germans (6)	L	32-72
F27	Buffalo Climbers (OT)	W	39-34
M1	at Erie Auditorium	L	22-30
	at Lancaster YMS	W	32-31

* Both captains were unable to agree about a playoff and the game was called a tie.

1912-13

Record: 7-3
Coach: Charles McCabe
Captain: No Record

D4	Buffalo	W	52-5
D11	Memorial Acad. of Rochester	W	16-13
J15	Manhattan	L	17-20
J17	St. Bridget's	W	27-20
J22	All Collegiate	W	41-10
F4	Hayden	W	21-19

F12	St. Bridget's	W	18-12
M2	Pittsburgh Collegiates *	L	2-0
M5	German Orioles	W	39-22
M12	St. Stephan's	L	17-19

* Lost by forfeit.

1913-14

Record: 5-3
Coach: No Record
Captain: Edward Lyons

Buffalo		
Buffalo		
Underhill		
Perpetuals		
Perpetuals		
Alumni		
Bisons		
Oxfords		

No scores on record.

1914-15

Record: 5-5
Coach: Charles McCabe
Captain: Francis O'Donnell Nash

N28	Buffalo (7)	W	28-8
D6	at Niagara	L	11-7
D12	at Cornell	L	13-49
D24	at John Carroll	W	27-17
J9	Univ. of Buffalo Arts (7)	W	70-4
J16	Buffalo (8)	W	40-16
F6	Niagara (8)	L	21-42
F13	St. Lawrence (OT) (7)	W	27-26
F21	at St. Francis (Pa.)	L	32-39
F23	at Duquesne	L	20-90

1915-16

Record: 0-4
Coach: No Coach
Captain: Francis O'Donnell Nash

D9	John Carroll (7)	L	22-25
J31	St. Lawrence	L	12-44

Rose Trophy City Collegiate Championship

M25	Buffalo (9)	L	25-27
	Buffalo	L	23-40

1916-17

Record: 9-1
Coach: Raymond McDonald
Captain: Francis O'Donnell Nash

D9	John Carroll (7)	W	44-18
J9	Lancaster YMS (10)	W	72-7
J23	Geneva (Beaver Falls, Pa.) (8)	W	42-19
J30	at St. Patrick's	W	37-12
J31	at John Carroll	L	31-41
F1	at St. John's (Ohio)	W	25-16
F6	Alfred (10)	W	36-22
F13	Dunkirk (11)	W	37-25
M6	St. Patrick's (7)	W	31-16
M13	Bucknell (10)	W	37-28

1917-18

Record: 5-0
Coach: Raymond McDonald
Captain: Vic Martin

	St. John's (Ohio) (7)	W	40-23
F9	St. Mary's (Erie, Pa.) (7)	W	36-15
F28	at St. Mary's (Erie, Pa.)	W	12-8
	John Carroll (7)	W	59-27
M9	Duquesne (7)	W	32-23

1918-19

No Records

1919-20

Record: 10-4
Coach: Edward Miller
Captain: Leo Sweeney

D20	Thiel (7)	W	61-13
D29	at John Carroll	W	16-15
D30	at St. John's (Ohio)	L	16-43
D31	at Detroit	L	17-40
J9	Detroit (10)	W	26-23
J16	St. Lawrence (8)	W	38-25
J23	St. Bonaventure	L	14-31
J28	John Carroll (8)	W	28-21
F3	at Clarkson Tech	W	20-15

F5	Alfred (12)	W	46-30
F13	Niagara (12)	L	11-27
F28	St. Bonaventure (7)	W	27-21
M5	St. John's (Ohio) (11)	W	47-18
M14	at Niagara	W	26-18

1920-21

Record: 5-4
Coach: Mike Sweeney
Captain: Walter Koessler

	at John Carroll	L	15-16
J8	John Carroll (9)	W	26-17
J15	Westminster (9)	W	27-17
J22	Niagara (9)	W	17-15
F12	St. Bonaventure (9)	W	22-20
F20	at St. Bonaventure	W	25-13
M6	Niagara	L	22-40
M12	Buffalo (9)	L	21-31
M14	Buffalo (9)	L	12-22

1921-22

Record: 6-4
Coach: Luke Urban
Captain: Walter Koessler

D22	Rochester Optometry (9)	W	27-22
J15	at St. Bonaventure	L	12-26
J19	Niagara (12)	L	11-28
J28	St. Bonaventure (9)	L	12-16
F18	St. John's (9)	W	29-17
F27	Bethany (12)	W	15-12
M5	at Niagara	L	19-30
M7	Geneva (12)	W	41-22
M11	at Rochester Optometry	W	32-22
M18	St. Francis (Pa.) (9)	W	22-11

1922-23

Record: 10-4
Coach: Luke Urban
Captain: James Hoar

J3	Cornell (9)	L	22-39
J6	Queen's (Ont.) (OT) (9)	L	23-24
J8	Toronto (9)	W	42-20
J12	Rochester Optometry (13)	W	33-7
J27	Alumni (9)	L	12-25
F3	Georgetown (9)	W	34-23
F12	at Hobart	W	59-25
F13	at Rochester Optometry	W	33-12
F17	St. John's (9)	W	36-22
F21	Niagara (13)	W	34-16
F25	at St. Bonaventure	W	31-22
M2	St. Bonaventure (9)	W	38-22
M11	at Niagara	L	20-28

1923-24

Record: 8-1
Coach: Luke Urban
Captain: Charles Hohorst

J12	at John Carroll	W	19-14
J25	at Rochester Optometry	W	46-13
F6	Niagara (12)	W	24-22
F8	at R.I.T.	W	43-11
F16	St. Bonaventure (12)	W	26-16
F23	St. John's (12)	W	36-22
F28	Alfred (14)	W	54-26
M6	at St. Bonaventure	L	26-32
M9	at Niagara	W	23-11

1924-25

Record: 11-2
Coach: Russell Burt
Captain: Charles Grenauer

D20	Cornell	L	23-24
J6	Queen's (Ont.) (15)	W	35-12
J13	St. Francis (Pa.)	W	44-22
J17	at John Carroll	W	21-17
J31	John Carroll	W	23-14
F3	Alfred	W	42-24
F7	at Scranton (OT)	W	25-21
F16	at Medina Knights of Columbus	W	38-11
F21	at Alfred	W	35-32
F22	at St. Bonaventure *	L	0-2
F24	Niagara	W	24-17
F27	at R.I.T.	W	38-23
M3	St. Bonaventure	W	32-23
M8	at Niagara	L	22-29

* Canisius forfeits to St. Bona when the Griffs refuse to take the floor after halftime. Coach Burt thought the game official (E. Myers) "was inefficient".

ALL-TIME RESULTS

1925-26

Record: 5-8
Coach: Luke Urban
Captain: Charles Grenauer

J2	Toronto	W	37-29
J9	at John Carroll	L	15-31
J12	at Alfred	L	33-39
J16	Villanova	L	18-36
J23	St. Bonaventure	L	23-26
J29	at Clarkson	W	18-14
J30	at St. Lawrence	L	19-30
F6	Niagara (OT)	L	23-24
F13	Clarkson	W	38-34
F20	John Carroll	W	41-18
F21	St. Bonaventure	L	21-23
F22	Alfred	W	50-31
M7	at Niagara	L	17-40

1926-27

Record: 9-5
Coach: Luke Urban
Captain: Al Guarnieri

D18	at Buffalo State	W	39-23
J4	Toronto	W	33-28
J10	Alumni	W	30-28
J18	at Alfred	W	28-22
J19	at Scranton	L	28-35
J24	St. Bonaventure	L	18-25
J29	R.I.T.	W	31-22
J30	at Crescent A.C.	L	18-34
F1	at St. John's	W	34-33
F2	at Manhattan	L	12-21
F3	at Pratt Institute	L	32-33
F12	Alfred	W	47-11
F20	at St. Bonaventure	W	29-20
F26	Buffalo State	W	41-20

1927-28

Record: 8-5
Coach: Luke Urban
Captain: Charles Decker

D17	Buffalo State	W	25-16
D19	Toronto	W	34-32
J1	at Davis & Elkins	L	19-30
J2	at Salem International	L	23-31
J3	at Waynesburg	W	30-20
J4	at Duquesne	L	25-33
J7	Alumni	W	46-29
J13	St. Bonaventure	L	24-30
J21	Geneva (15)	W	34-22
J28	at Scranton	L	17-48
J29	at St. Bonaventure	L	12-20
F11	Buffalo State	W	39-30
M2	Villanova	W	35-23

1928-29

Record: 7-5
Coach: Luke Urban
Captain: Charles Decker

D15	Buffalo State (16)	W	32-13
J5	Alumni	W	41-21
J12	John Carroll	W	27-17
J19	St. Bonaventure	W	22-20
J25	Cortland (16)	W	25-18
F2	Scranton	W	33-23
F9	at Cortland	L	16-22
F10	at St. Bonaventure	L	27-46
F13	at Buffalo State	W	32-17
F22	at Scranton	L	20-36
F23	at Villanova	L	15-16
F28	St. Bonaventure	L	26-35
M4	at John Carroll	L	31-36

1929-30

Record: 5-12
Coach: Luke Urban
Captain: John Gallagher

D14	Buffalo State	W	30-13
D19	Thiel	W	29-17
J7	Ashland (Ohio)	W	26-16
J9	at Geneva	L	16-25
J10	at St. Vincent's (Pa.)	L	14-25
J15	Alumni	L	26-44
J18	at Buffalo State	W	25-14
J25	Edinboro	W	38-20
F3	St. Bonaventure	L	16-26
F8	Scranton (16)	L	24-28
F14	Georgetown	L	26-29
F21	at Scranton	L	19-30

F22	at Rider	L	36-53
F24	at US Coast Guard	L	23-25
F25	at East Stroudsburg	L	20-23
F26	at Seton Hall	L	23-31
M2	at St. Bonaventure	L	17-22

1930-31

Record: 10-5
Coach: Luke Urban
Captain: John Guarnieri

D13	Buffalo State	W	32-26
D20	Cortland	L	25-32
J10	St. Francis (Pa.)	W	36-30
J17	St. Bonaventure	L	16-20
J24	Alumni	W	33-26
J30	at Thiel	L	20-28
J31	at St. Vincent's (Pa.)	W	25-19
F1	at St. Francis (Pa.)	W	24-20
F7	St. Vincent's (Pa.)	W	24-22
F13	at Scranton	L	18-28
F14	at Seton Hall	W	34-25
F17	US Coast Guard	W	43-21
F21	Scranton	W	34-14
F27	at Buffalo State	W	54-25
M1	at St. Bonaventure	L	28-32

1931-32

Record: 11-3
Coach: Russell Burt
Captain: Joseph Mack

J6	Toronto	W	39-27
J12	Buffalo State	W	38-25
J16	at John Carroll	W	41-35
J23	Alumni	W	42-23
J30	Grove City	L	41-50
F2	R.I.T.	W	44-28
F6	St. Bonaventure	W	44-22
F12	at Scranton	L	23-40
F13	at Saint Peter's	W	32-19
F15	at Brooklyn Knights of Columbus	L	28-29
F16	at US Coast Guard	W	40-32
F26	R.I.T.	W	50-37
M2	at Buffalo State	W	30-20
M6	at St. Bonaventure	W	26-24

1932-33

Record: 6-9
Coach: Russell Burt
Captain: Victor Lipinski

J5	Georgetown	L	25-28
J14	Brockport	W	47-25
J22	Scranton	L	30-36
J27	at R.I.T.	W	60-30
F5	at Niagara (OT)	L	32-33
F8	R.I.T. (16)	W	52-22
F10	at Scranton	L	23-40
F11	at John Marshall (N.J.)	L	32-33
F13	at Brooklyn Knights of Columbus	L	28-29
F14	at St. John's	L	26-49
F19	St. Bonaventure	L	35-36
F26	Niagara (OT)	L	43-45
M1	at Brockport	W	40-29
M5	at St. Bonaventure	W	23-21
M5	St. Stanislaus (16)	W	40-39

1933-34

Record: 7-6
Coach: Allie Seelbach
Captain: John Rybak

D9	Brockport (OT)	L	29-30
J6	Marietta	W	46-13
J27	Niagara	W	36-34
F3	St. Bonaventure	W	35-19
F10	at Brockport	W	31-20
F13	Fredonia State	W	52-30
F19	at Mt. St. Mary's	L	27-31
F20	at Georgetown	L	27-30
F21	at Fordham	L	18-42
F22	at Saint Peter's	W	30-25
F23	at John Marshall (N.J.)	L	19-37
F25	at Niagara	L	25-29
M4	at St. Bonaventure	W	33-31

1934-35

Record: 14-2
Coach: Allie Seelbach
Captain: John Rybak/John Cleary

D6	Western Ontario	W	35-21
----	-----------------	---	-------

D8	Cortland	W	35-20
D13	McMaster	W	42-27
J12	Brockport	W	39-32
J17	at Fredonia State	W	51-18
J20	St. Stanislaus (17)	W	41-17
J26	Niagara	L	28-31
F2	Saint Peter's	W	28-22
F6	at Cornell	L	27-28
F7	at Cortland	W	27-20
F9	St. Bonaventure	W	42-40
F16	at Brockport	W	45-28
F18	Fredonia State	W	50-15
F24	at Niagara	W	36-34
M3	at St. Bonaventure	W	34-25
M8	Niagara (15)	W	24-19

1935-36

Record: 10-7
Coach: Allie Seelbach
Captain: Charles Fadale

D7	Western Ontario	W	25-12
D12	Toronto	W	38-26
D16	Assumption	W	26-24
J7	Alumni	W	29-28
J14	at Fredonia State	W	25-14
J18	St. Vincent (Pa.)	W	35-26
J25	Niagara	L	19-23
F4	Georgetown (15)	W	43-36
F8	St. Bonaventure	W	37-31
F12	at Fordham	L	21-36
F13	at LIU Brooklyn	L	31-46
F14	at Saint Peter's	W	34-31
F15	at Colgate	L	22-34
F23	at Niagara	L	17-24
F26	Fredonia State	W	55-21
M1	at St. Bonaventure	L	19-30
M6	at Scranton	L	29-36

1936-37

Record: 9-7
Coach: Allie Seelbach
Captain: Neil O'Donnell

D7	Western Ontario (9)	W	36-27
D18	Assumption (9)	W	54-28
D29	Nebraska	W	39-34
J1	Stanford	L	29-39
J9	Scranton (9)	W	31-29
J30	Niagara	W	28-22
F6	St. Bonaventure (9)	W	40-30
F10	at Fordham	L	24-32
F11	at LIU Brooklyn	L	22-35
F12	at Seton Hall	L	28-32
F15	Notre Dame	L	36-40
F20	Saint Peter's (9)	W	44-26
F24	Laemle Stars	L	30-42
F28	at Niagara	W	41-34
M5	at Scranton	W	39-36
M7	at St. Bonaventure	L	36-40

1937-38

Record: 8-9
Coach: Allie Seelbach
Captain: Joe Cavanaugh

D4	Western Ontario	W	49-26
D11	Assumption (9)	W	40-31
D18	at Dartmouth	L	28-47
J1	Fordham	W	41-31
J10	Notre Dame	L	33-57
J15	Scranton	W	49-43
J21	at Toronto	W	58-42
J27	St. Bonaventure	L	43-47
J30	at Niagara	W	42-41
F4	Marquette (9)	W	44-42
F5	vs. Manhattan (18)	L	40-49
F13	at St. Bonaventure	L	24-45
F19	LIU Brooklyn	L	41-50
F22	at Scranton	L	37-42
F23	at Saint Peter's	W	43-39
F24	at Fordham	L	30-39
F28	Niagara	L	35-41

1938-39

Record: 0-13
Coach: Allie Seelbach
Captain: Arno Meyer

D9	Western Ontario	L	36-38
D22	Oregon	L	41-53
D27	Cornell	L	32-52
J14	Scranton	L	28-52
J21	Notre Dame	L	36-72

J28	Niagara	L	24-34
F4	St. Bonaventure	L	36-45
F10	at Fordham	L	39-72
F13	at Manhattan	L	26-42
F14	at LIU Brooklyn	L	50-62
F24	at Scranton	L	37-54
F26	at Niagara	L	32-48
M5	at St. Bonaventure	L	29-50

1939-40

Record: 8-9
Coach: Allie Seelbach
Captain: Joe Niland

D9	at Fredonia State	W	43-33
J2	Cornell	W	42-41
J13	Scranton	L	49-51
J19	Edinboro	W	52-43
F7	at Cortland	W	43-35
F10	Niagara	L	40-52
F13	St. Bonaventure	W	55-45
F17	St. Lawrence	W	60-39
F20	at Manhattan	L	39-50
F21	at Fordham	L	39-53
F23	at Seton Hall	L	45-52
F24	at LIU Brooklyn	L	45-79
F28	at Niagara (2 OT)	W	46-45
M3	at St. Bonaventure	L	50-51
M8	at Scranton	L	41-52
Saratoga AAU Invitational			
M29	Orbach's	L	51-56
M31	Bay Path	W	51-44

1940-41

Record: 10-9
Coach: Allie Seelbach
Captain: Joe Niland

D11	Oregon	L	42-50
D18	Georgetown (12)	L	35-53
D20	Fredonia State (12)	W	50-34
J1	CCNY	L	42-43
J4	Lawrence Tech. (12)	W	51-43
J11	Scranton (12)	W	59-56
J18	Youngstown (12)	W	51-47
J20	La Salle	L	37-43
J25	at Niagara	W	45-35
F6	St. Bonaventure	W	39-36
F11	Niagara	L	41-48
F12	Siena (12)	W	64-46
F15	Cortland (12)	W	50-20
F22	at Siena	W	49-37
F24	at LIU Brooklyn	L	53-55
F25	at Fordham	L	41-62
F26	at Seton Hall	L	47-52
M2	at St. Bonaventure	L	47-49
M3	at Scranton (OT)	W	60-57

1941-42

Record: 12-6
Coach: Allie Seelbach
Captain: Joe Niland

D5	Fredonia State (12)	W	63-21
D6	Edinboro (12)	W	66-32
D11	Oregon	W	42-34
D20	Baldwin-Wallace (12)	W	66-47
D27	Wyoming	W	56-44
J1	Southern California	L	39-43
J10	Colgate	W	38-29
J17	Scranton	W	58-40
J24	Niagara	W	44-41
J28	at Scranton	W	52-46
F7	St. Bonaventure	L	33-34
F14	LIU Brooklyn (OT)	L	43-46
F20	at Siena	W	43-34
F21	at Saint Peter's	W	72-40
F23	at LIU Brooklyn	L	49-58
F24	at Saint Joseph's	L	49-59
M1	at Niagara	L	49-55
M8	at St. Bonaventure	W	50-27

1942-43

Record: 11-9
Coach: Allie Seelbach
Captain: Mel Thurston

N28	Fort Niagara (19)	W	47-36
D4	Fredonia State (19)	W	48-28
D5	Baldwin-Wallace (19)	W	56-43
D9	Brigham Young	L	49-50
D12	Akron (12)	W	49-37
D17	Arnold (12)	W	65-50
D19	Cortland	W	57-47

ALL-TIME RESULTS

D26	Southern California	L	25-42
J1	Washington State	L	43-60
J9	St. John's	L	45-55
J16	LIU Brooklyn	W	40-36
J20	Scranton (19)	W	62-45
J23	UTEP	W	52-41
J31	Niagara	L	45-47
F6	Fordham	L	36-52
F15	Notre Dame	L	37-55
F20	St. Bonaventure	W	47-34
F22	at LIU Brooklyn	L	42-48
F28	at Niagara (OT)	W	60-50
M7	at St. Bonaventure	L	36-44

1943-44

Record: 15-6

Coach: Allie Seelbach

Captain: Mike Syracuse

D2	Camp Curtissair (19)	W	49-27
D4	Camp Reynolds (19)	W	49-14
D8	Buffalo Coast Guard (19)	W	46-13
D11	Brigham Young	L	36-45
D17	Baldwin-Wallace (19)	W	48-40
D28	Havana	W	35-21
J1	Western Kentucky	W	54-50
J5	Camp Curtissair (19)	W	53-29
J7	Wooster (19)	W	33-25
J15	CCNY	L	36-37
J21	Buffalo Anti Aircraft (19)	W	91-31
J24	Sampson Naval (19)	W	42-37
J29	at Rochester	W	56-50
F5	Temple	L	33-46
F8	at LIU Brooklyn	W	40-38
F12	Miami (Ohio)	W	44-41
F16	at Cornell	W	44-42
F19	St. John's (2 OT)	W	48-43
F25	at Sampson Naval	L	35-47
M4	Cornell	L	29-51
National Invitation Tournament			
M20	vs. Oklahoma State ^	L	29-43

1944-45

Record: 12-11

Coach: Art Powell

Captain: Game Captains

N22	Camp Curtissair (19)	W	43-13
N25	Buffalo Coast Guard (19)	W	65-22
D2	Sampson Naval	L	37-42
D9	Cornell	L	42-43
D16	Utah	L	31-44
D20	Gannon (19)	W	58-31
D26	Puerto Rico	L	37-40
D30	Texas Christian	W	40-30
J1	Western Kentucky (OT)	L	43-50
J6	Colgate	W	46-35
J13	Rochester	W	46-43
J20	Akron	L	60-65
J27	LIU Brooklyn	L	41-56
J31	at Rochester	W	46-33
F8	Fort Niagara (19)	W	50-15
F10	Syracuse	W	58-45
F14	at LIU Brooklyn	L	58-61
F17	CCNY (OT)	W	58-56
F22	Assumption (16)	L	43-59
F24	Scranton (16)	W	56-48
F28	at Syracuse	W	58-45
M3	at Sampson Naval	L	43-52
M10	at R.P.I.	L	56-70

1945-46

Record: 8-11

Coach: Art Powell

Captain: Tom Niland

N30	Oswego State (16)	W	71-22
D8	Cornell	L	37-51
D15	Utah	L	39-50
D17	Albion (16)	W	53-39
D29	Colorado	L	34-35
J1	Brigham Young	L	52-62
J5	Scranton	W	51-31
J12	West Virginia	L	35-52
J16	McMaster (16)	W	72-32
J19	New York	L	45-51
J26	LIU Brooklyn	L	49-55
F1	Gannon (16)	W	53-31
F7	Notre Dame	L	47-69
F9	Syracuse	W	43-41
F11	at Long Island	L	47-51
F16	CCNY	W	53-40
F19	Assumption (16)	W	54-34

F23	Baylor	L	48-59
F27	at Syracuse	L	32-62

1946-47

Record: 18-13

Coach: Earl Brown

Captain: Tom Niland

N30	Oswego State (16)	W	79-42
D7	Oklahoma	L	32-40
D12	Albion (16)	W	56-30
D14	Texas	L	46-52
D19	St. Bonaventure	W	53-35
D21	Louisiana State	W	59-50
D26	Utah	L	31-37
D28	Oregon State (OT)	L	40-48
J1	Southern California	L	51-60
J4	Cornell	W	50-40
J9	Colgate	L	44-52
J11	West Virginia	L	43-63
J15	at Cornell	L	36-39
J16	McMaster (16)	W	99-32
J18	Western Kentucky	L	50-52
J23	Niagara	W	51-50
J25	LIU Brooklyn	W	72-48
J28	vs. Holy Cross (20)	L	36-47
J31	at Siena	W	43-37
F1	at R.P.I.	W	59-40
F6	Gannon (16)	W	56-29
F8	Syracuse	L	40-45
F13	New York	W	61-54
F15	CCNY	W	52-49
F18	at LIU Brooklyn	L	52-68
F22	Notre Dame	L	39-45
F26	at Syracuse	W	67-58
F27	Hawaii	W	45-43
M1	Niagara	W	52-44
M7	at Scranton	W	54-45
Philippine Jesuit Mission Fund Tournament			
M14	at Fordham	W	55-47

1947-48

Record: 10-15

Coaches: Earl Brown (first 13 games, 6-7), Joe Niland (last 12 games, 4-8)

Captain: Hank O'Keefe/Mort O'Sullivan

D3	William Paterson (16)	W	73-30
D6	Oregon State	L	48-50
D11	Scranton	W	59-43
D13	LSU	W	59-44
D20	Washington State	L	37-48
D27	Utah	L	37-41
D30	Kansas State	L	45-47
J1	Arizona	W	59-50
J3	Cornell	L	37-41
J10	Georgetown	W	40-39
J17	Western Kentucky	L	52-74
J21	at Cornell	L	51-56
J24	Niagara	W	56-39
J31	at St. Bonaventure	L	42-45
F5	Gannon (16)	W	58-45
F7	Toledo	L	34-50
F14	St. John's	L	38-41
F19	at CCNY	L	39-51
F21	Syracuse (OT)	W	55-48
F26	St. Bonaventure	W	39-35
F28	Notre Dame	L	53-64
M2	at Siena	L	44-54
M3	at Syracuse	W	59-58
M6	Niagara	L	42-49
Philippine Jesuit Mission Fund Tournament			
M10	at Fordham	L	71-72

1948-49

Record: 16-12

Coach: Joseph Niland

Captain: Leroy Chollet

N27	Tiffin (16)	W	66-23
D1	Gannon (16)	W	82-33
D4	Baylor	W	55-45
D11	Arkansas	W	60-51
D16	St. Bonaventure	W	58-54
D18	Iowa State	W	58-45
D27	Western Kentucky	L	55-65
D30	Miami (Ohio)	W	68-56
J1	Cornell	W	56-33
	vs. North Carolina St. (21)	L	60-76
J6	Syracuse	W	59-52
J8	Saint Louis	L	55-64
	at Cornell	L	46-64
J15	Georgetown	W	52-43

J20	Niagara	L	48-49
J22	La Salle	L	43-59
J29	at Scranton	W	58-45
F3	St. Bonaventure	W	53-44
J5	Toledo	L	46-59
F9	at St. John's	W	59-48
F12	CCNY	L	54-70
F19	Manhattan	W	76-52
F24	St. Francis Brooklyn	W	51-46
F26	Notre Dame	L	51-59
	at Syracuse	L	58-70
M5	Boston College	W	53-46
M12	Niagara	L	52-57
Philippine Jesuit Mission Fund Tournament			
M17	Holy Cross	L	56-66

1949-50

Record: 17-8

Coach: Joseph Niland

Captain: Bob MacKinnon

N26	Western Ontario	W	60-24
N30	at Gannon	W	63-44
D3	Oregon State	W	58-45
D10	Kansas State	W	54-51
D15	Southern California	L	55-69
D17	California	W	55-53
D21	Tiffin (16)	W	93-31
D26	Western Kentucky	L	61-74
D29	Utah	W	49-39
D31	Cornell	L	43-47
J7	#11 Saint Louis	W	55-50
J14	Notre Dame	W	53-50
J19	Niagara	W	49-47
J21	Georgetown	W	58-41
J28	Scranton	W	58-48
F2	St. Bonaventure	W	49-42
F4	Syracuse	L	49-59
F9	at #4 St. John's	L	50-62
F11	#14 CCNY	W	53-49
F14	at Akron	W	74-71
F18	Manhattan	W	52-50
F25	St. Bonaventure (2 OT)	L	51-53
M1	at Cornell	L	43-65
M4	Niagara	L	42-51
M8	at Syracuse	W	65-64

1950-51

Record: 15-10

Coach: Joseph Niland

Captain: John DeLuca

N25	Western Ontario	W	78-45
N29	at Gannon	W	86-52
D2	Oregon State	W	59-47
D7	Texas A&M	L	44-45
D9	Southern Methodist	W	64-55
D14	Texas	W	59-45
D16	Utah	W	49-43
D20	at Scranton	W	75-51
D26	Arizona	W	55-52
D30	#18 Cornell	L	49-58
J1	Duke	W	69-57
J6	#5 Saint Louis	L	40-52
J11	St. Bonaventure (OT)	L	72-77
J13	Boston College	W	56-54
J25	Niagara	W	71-61
J27	Georgetown	L	73-87
F3	Manhattan	W	51-50
F10	#7 St. John's	L	49-57
F15	at CCNY (OT)	W	67-64
F17	St. Bonaventure	L	57-64
F22	Syracuse	L	59-71
F24	Notre Dame	W	60-53
M3	Niagara	L	46-51
M6	at Cornell	L	60-72
M7	at Syracuse	W	69-66

1951-52

Record: 15-9

Coach: Joseph Niland

Captain: Herm Hedderick/Bob Stoetzel

N24	Gannon	W	71-55
D1	Syracuse	L	76-92
D8	Texas Christian	L	55-67
D11	at #4 Saint Louis	L	51-62
D15	Loyola (La.)	W	61-58
D20	Dartmouth	W	62-48
D29	Arizona	W	89-78
J1	#15 Utah	W	62-54
J5	Siena	L	45-56
J8	#8 St. Bonaventure	L	61-76

J12	Scranton	W	73-46
J21	vs. #20 Holy Cross (20)	W	88-69
J24	Niagara	W	53-52
J26	Notre Dame	L	59-72
J31	at Georgetown	L	67-75
F2	Boston College	W	65-55
F9	Manhattan	W	54-53
F12	Buffalo	W	83-77
F17	at Gannon	W	77-49
F23	#10 St. Bonaventure	W	65-63
F26	Le Moyne	W	65-62
M1	Niagara	W	74-58
M8	at Siena	L	55-67
M11	at Syracuse	L	61-71

1952-53

Record: 9-14

Coach: Joseph Niland

Captain: Don Foreman

N29	Gannon	W	88-66
D6	Syracuse	L	73-78
D13	Toledo	L	54-55
D27	St. Mary's (Calif.)	L	57-68
J3	Buffalo	W	71-55
J10	Siena	W	73-64
J13	St. Francis Brooklyn	L	65-72
J17	St. Bonaventure (OT)	L	58-59
J22	Niagara	L	63-66
J24	Georgetown	W	79-69
J31	Boston College	W	88-71
F4	at Villanova	L	80-93
F5	at Scranton	W	72-55
F7	John Carroll	W	91-80
F8	at Dayton	L	43-70
F12	Buffalo	W	69-59
F14	#15 Manhattan	L	49-52
F21	Saint Louis	L	59-64
F24	at Syracuse	L	76-88
F28	St. Bonaventure (OT)	W	66-64
M2	at Holy Cross	L	84-95
M4	at Siena	L	56-62
M7	Niagara	L	43-59

1953-54

Record: 9-14

Coach: Joseph Curran

Captain: Jim Young

N26	Western Ontario	W	76-38
N28	Dayton	L	63-79
D5	Syracuse	L	52-61
D12	Louisville	L	61-84
D14	#18 Saint Louis	L	51-84
D17	Scranton	W	66-56
D19	Villanova	L	57-61
D26	Columbia (OT)	L	66-68
D31	Arizona	L	58-79
J2	Wichita State	L	65-88
J5	St. Bonaventure	L	55-58
J9	Siena	W	81-58
J16	Notre Dame	L	59-78
J23	#18 Niagara	W	53-46
J30	Creighton	W	92-80
F6	Boston College	W	60-59
F13	Manhattan	L	71-74
F16	at Siena	W	81-68
F17	at Syracuse	W	81-70
F20	#9 Holy Cross	L	76-88
F25	Buffalo	W	83-75
F27	St. Bonaventure	L	71-73
M6	Niagara	L	54-74

1954-55

Record: 18-7

Coach: Joseph Curran

Captain: Bob Adams

ALL-TIME RESULTS

F12	Manhattan	L	59-66
F15	at Scranton	W	80-64
F16	at Villanova	W	86-63
F19	Iona	W	71-48
F26	St. Bonaventure	W	74-62
M1	at Siena	W	97-67
M2	at Syracuse	L	68-84
M5	Niagara	L	63-80
NCAA Tournament - Philadelphia, Pa.			
M8	vs. Williams (22)	W	73-60
M11	vs. Villanova (22)	W	73-71
M12	vs. #3 La Salle (22)	L	64-99

1955-56

Record: 19-7
Coach: Joseph Curran
Captain: John McCarthy/Bob Kelly

D1	at Gannon	W	91-55
D3	Syracuse	W	87-75
D10	Louisville	L	82-98
D13	at Bradley	L	66-72
D14	at Washington (Mo.)	L	63-68
D17	Richmond	W	106-79

Queen City Invitational (Buffalo, N.Y.)

D29	Lafayette	W	91-70
D31	Georgia Tech	L	82-86
J2	St. Bonaventure	W	77-47
J4	at Fordham	W	71-63
J7	St. Bonaventure	W	74-73
J14	#2 Dayton	L	73-82
J21	Niagara	W	78-58
J28	Creighton	W	81-65
F4	Boston College	W	90-60
F7	St. Bonaventure	W	86-71
F11	Manhattan (2 OT)	L	85-87
F14	at Bowling Green	W	85-72
F18	#16 Holy Cross	W	71-60
F21	Villanova	W	89-81
F25	Detroit	W	96-75
F29	at Syracuse	W	76-73
M3	Niagara	W	64-62

NCAA Tournament (New York, N.Y.)

M12	vs. #2 N.C. State (4 OT) (23)	W	79-78
-----	-------------------------------	---	-------

NCAA Tournament (Philadelphia, Pa.)

M16	vs. Dartmouth (22)	W	66-58
M17	vs. #13 Temple (22)	L	58-60

1956-57

Record: 22-6
Coach: Joseph Curran
Captain: Hank Nowak

D1	Syracuse	W	79-64
D4	at Scranton	W	77-67
D5	at Villanova	W	66-62
D8	Louisville	W	76-74
D15	Bradley	L	64-66
D18	at Gannon	W	90-67
D22	#17 Alabama	W	74-63

Queen City Invitational (Buffalo, N.Y.)

D27	Cornell	W	79-60
D29	Minnesota	W	84-75
J2	at Detroit	W	80-70
J5	Fordham	W	73-60
J8	at Dayton	L	58-65
J12	St. Vincent (Pa.)	W	103-55
J19	Niagara	W	74-65
J22	St. Bonaventure	W	70-63
J26	Wayne State	W	80-68
F2	Notre Dame	W	94-89
F6	at Marquette	L	80-81
F9	Manhattan	W	75-67
F13	at Seton Hall	L	81-102
F16	St. Bonaventure	L	48-57
F20	at Syracuse	W	67-65
F23	Bowling Green	W	83-70
F28	at Holy Cross	W	85-76
M2	Niagara	W	80-67

NCAA Tournament (New York, N.Y.)

M12	vs. #7 West Virginia (23)	W	64-56
-----	---------------------------	---	-------

NCAA Tournament (Philadelphia, Pa.)

M15	vs. #1 North Carolina (22)	L	75-87
M16	vs. Lafayette (22)	W	82-76

1957-58

Record: 2-19
Coach: Joseph Curran
Captain: Greg Britz

D4	at Kansas	L	46-66
D7	Detroit	L	54-61
D12	at Bowling Green	L	65-78

D14	Houston	L	70-77
D17	at Gannon	W	73-66
D21	Seton Hall	W	85-67
Queen City Invitational (Buffalo, N.Y.)			
D28	Syracuse	L	73-83
D30	Cornell	L	58-64
J2	at #1 West Virginia	L	66-86
J4	Villanova	L	60-68
J11	Dayton	L	43-47
J18	Oklahoma City	L	66-76
J25	Fordham	L	48-58
F1	St. Bonaventure	L	49-77
F4	Notre Dame	L	59-71
F8	Manhattan	L	57-76
F15	Marquette	L	80-84
F18	at De Paul	L	63-69
F22	St. Bonaventure	L	55-62
F25	at Syracuse	L	41-55
M1	Holy Cross	L	68-71

1958-59

Record: 7-16
Coach: Joseph Curran (first 19 games, 6-12), Bob MacKinnon (last 4 games, 1-3)
Captain: Jim MacKinnon/Ray McGuire

	at Siena	W	56-54
	at Buffalo State	W	95-80
D6	Kansas	L	54-75
	at Detroit	L	75-77
D13	Syracuse	L	70-71
	at Gannon	W	77-54
D20	Pacific	W	68-59

Queen City Invitational (Buffalo, N.Y.)

D27	Seton Hall	W	72-45
D29	Dartmouth	L	69-72
J3	Bowling Green	L	76-86
J10	#11 West Virginia	L	66-77
J17	#14 St. Bonaventure	L	79-86
J24	La Salle	L	64-77
J28	at Dayton	L	54-67
J31	Creighton	W	64-63
F7	Notre Dame	L	59-76
	at Villanova	L	48-57
F14	Manhattan	L	67-76
	at Fordham	L	62-66
F21	Loyola (Ill.)	W	72-60
	at Syracuse	L	73-79
F28	De Paul	L	67-73
M7	#19 St. Bonaventure	L	51-68

1959-60

Record: 10-13
Coach: Bob MacKinnon
Captain: Ray McGuire/Frank Rojek

D5	Fordham	W	62-60
D8	at Bowling Green	L	71-80
D12	Siena	W	75-55
D15	at Loyola (Ill.)	W	73-68
D19	Drake	L	50-55

Queen City Invitational (Buffalo, N.Y.)

D26	Pittsburgh	W	89-82
D28	Wisconsin	W	80-65
J2	Brown	W	76-66
J6	at La Salle	L	68-82
J9	Dayton	L	63-73
J13	at Gannon	W	80-66
J16	Syracuse	W	84-71
J23	St. Bonaventure	L	67-70
J30	#8 Villanova	L	66-75
F2	at Notre Dame	L	65-71
F6	St. Francis (Pa.)	W	75-74
F13	Manhattan	L	70-72
F17	at Syracuse	L	71-74
F20	Detroit	W	71-60
F22	at Seton Hall	L	63-72
F23	at Connecticut	L	66-96
F27	#17 Holy Cross	L	69-72
M5	#9 St. Bonaventure	L	62-87

1960-61

Record: 13-10
Coach: Bob MacKinnon
Captain: Dick McCann/Larry Sarafinas

D3	Bowling Green	W	70-52
D10	Iona	W	70-63
D14	at Siena	W	63-54
D17	Providence	L	50-53
Queen City Invitational (Buffalo, N.Y.)			
D31	Princeton	W	79-77
J2	#14 Drake	L	77-79

J4	at Dayton	L	63-86
J7	Seton Hall	W	78-74
J14	Syracuse	W	103-78
J21	#2 St. Bonaventure	L	76-96
J24	at Massachusetts (OT)	L	57-61
J25	at Providence	L	64-67
J28	Creighton	W	97-89
F4	Notre Dame	W	79-72
F7	at Scranton	W	107-75
F8	at Villanova	L	108-77
F11	Manhattan	W	85-64
F14	at Western Ontario	W	74-49
F15	at Detroit	L	58-62
F18	Xavier	L	79-81
F22	at Syracuse	W	83-78
F25	La Salle	W	94-73
M4	#2 St. Bonaventure	L	72-84

1961-62

Record: 12-9
Coach: Bob MacKinnon
Captain: Bill O'Connor/Pat Turtle

D2	Ohio	W	75-59
D6	at Bowling Green	L	66-74
D9	Scranton	W	89-63
D16	San Francisco	W	88-69

Queen City Invitational (Buffalo, N.Y.)

D28	Cornell	L	62-75
D30	Saint Joseph's	L	63-66
J6	Dayton	W	78-68
J9	at Xavier	L	65-67
J13	Fordham	W	65-58
J20	St. Bonaventure	W	84-73
J23	at St. John's	L	64-81
J25	at Providence	L	56-58
J27	Boston College	W	108-80
F3	Syracuse	W	88-60
F6	at Notre Dame	L	72-88
F10	Manhattan	W	71-61
F14	at La Salle	L	63-73
F17	Villanova	W	80-76
F20	at Syracuse	W	66-61
F24	Detroit	W	90-74
M3	St. Bonaventure	L	87-93

1962-63

Record: 19-7
Coach: Bob MacKinnon
Captain: Tom Chester/Bill O'Connor/Pat Turtle

D1	Iona	W	91-61
D8	Xavier	W	87-83
D15	Cornell	W	80-71
D20	at Fairfield	W	85-56
D22	at Fordham	W	67-65

Queen City Invitational (Buffalo, N.Y.)

D27	South Carolina	W	85-72
D29	#6 Arizona State	L	63-67
J5	St. John's	W	52-49
J12	Providence	W	80-75
J19	St. Bonaventure	L	69-71
J22	at Scranton	W	88-78
J24	at Connecticut	W	74-65
J26	Massachusetts	W	54-52
F2	Bowling Green	L	59-60
F6	at Villanova (22)	L	60-79
F9	Manhattan	W	105-72
F13	at Syracuse	W	71-60
F16	La Salle	W	76-53
F19	at Western Ontario	W	61-47
F20	at Detroit	L	54-55
F23	Boston College	W	82-61
M3	St. Bonaventure	W	88-72
M6	at Dayton	L	64-75

National Invitational Tournament

M16	vs. Memphis (23)	W	76-67
M21	vs. Villanova (23)	W	61-46
M23	vs. Providence (23)	L	66-81

* Queen City Invitational (Buffalo), ^ NIT.

1963-64

Record: 10-14
Coach: Bob MacKinnon
Captain: Tim O'Mara/Tony Gennari

N30	Scranton	W	96-61
D7	Iona	W	99-72
D11	at Cornell	L	83-97
D14	Dayton	L	65-67
D19	Western Ontario	W	92-58
D21	Connecticut	W	84-56

Queen City Invitational (Buffalo, N.Y.)

D26	DePaul	L	79-102
D28	Miami (Ohio)	W	61-57
J4	Boston College	W	98-82
J7	at Georgetown	L	78-81
J11	Tennessee State	L	69-79
J18	St. Bonaventure	W	78-75
J22	at Providence	L	74-75
J25	Creighton	L	72-74
J28	at Xavier	L	84-104
F1	Fordham	L	57-66
F8	Manhattan	W	93-83
F12	at St. John's	L	70-73
F15	#8 Villanova	L	58-73
F19	at La Salle	L	81-91
F22	Detroit	W	93-82
F26	at Bowling Green	L	62-94
F29	Syracuse	L	64-81
M7	St. Bonaventure	W	87-74

1964-65

Record: 10-12
Coach: Bob MacKinnon
Captain: Frank Swiatek/Dick McClory

D5	Murray State	L	81-92
D12	Xavier	W	91-85
D16	at Army	L	65-93
D19	Georgetown	W	105-94
D28	Acadia (N.S.)	W	79-54

Queen City Invitational (Buffalo, N.Y.)

D31	Virginia	L	61-64
J2	Cornell	L	84-95
J4	at Western Ontario	W	105-42
J5	at Detroit	L	69-76
J9	#9 Providence	L	60-86
J16	Morehead State	W	93-74
J23	St. Bonaventure	W	70-67
J27	at Dayton	L	72-88
J30	Bowling Green	L	63-74
F3	at Villanova	L	78-89
F6	Fairfield	L	67-84
F8	at Creighton	L	64-91
F13	Manhattan	W	85-83
F20	Portland	W	66-56
F23	at Syracuse	L	63-79
F27	St. John's	W	85-75
M6	St. Bonaventure	W	80-67

1965-66

Record: 7-15
Coach: Bob MacKinnon
Captain: Jim Hessionger

D4	Murray State	W	87-81
D6	at Morehead State	L	71-101
D8	at Xavier	L	73-94
D11	Tennessee Tech	L	77-79
D13	Western Ontario	W	109-33
D15	at St. John's	L	65-85
D18	Dayton	L	67-70
D22	at Temple	L	58-70

Queen City Invitational (Buffalo, N.Y.)

D30	Holy Cross	L	76-86
J1	Memphis	W	92-89
J8	St. Francis (Pa.)	W	81-74
J15	Detroit	W	97-91
J22	St. Bonaventure	L	76-80
J29	Army	W	81-77
F1	at #4 Providence	L	71-84
F5	Syracuse	L	79-90
F12	Manhattan	W	87-85
F19	Villanova	L	62-76
F22	at Fairfield	L	78-84
F26	La Salle	L	81-95
M1	at Georgetown	L	69-83
M5	St. Bonaventure	L	61-66

1966-67

Record: 14-10
Coach: Bob MacKinnon
Captain: John Morrison/Andy Anderson

D3	Murray State	W	78-69
D10	Temple	L	72-74
D17	Georgetown	W	80-77
D19	Western Ontario	W	96-62
Queen City Invitational (Buffalo, N.Y.)			
D29	Seton Hall	W	

ALL-TIME RESULTS

J14	Fairfield	L	76-80
J21	Morehead State	L	62-63
J25	at Dayton	L	59-83
J28	St. John's	W	75-73
F1	at St. Bonaventure	L	58-97
F4	Loyola (Md.)	W	90-71
F8	at Detroit	L	64-84
F11	Manhattan	L	65-68
F15	at Villanova	L	44-47
F18	Xavier	W	77-72
F22	at La Salle	W	93-75
F25	#8 Syracuse	W	68-64
F28	at #10 Boston College	L	76-80
M4	St. Bonaventure	L	52-55
M7	Niagara	W	79-74

1967-68

Record: 7-17
Coach: Bob MacKinnon
Captain: Terry Connors/Tony Masiello

D2	Fairfield	L	54-65
D6	at Brown	L	62-81
D9	Murray State	W	71-68
D16	Catholic	W	72-61
D18	Western Ontario (16)	W	91-41
D20	at Morehead State	L	54-84
D22	at Xavier	L	65-92

Queen City Invitational (Buffalo, N.Y.)

D29	Iona*	W	54-52
D30	Drake*	L	84-85
J6	Villanova	L	55-72
J9	at Syracuse	W	66-65
J13	Niagara	L	74-95
J20	#7 St. Bonaventure	L	65-71
J23	at Cornell	W	83-79
J27	St. Francis (Pa.)	L	46-72
J31	at Loyola (Md.)	L	63-72
F3	Wayne State	W	103-81
F10	Manhattan	L	81-84
F14	at Providence	L	72-83
F17	La Salle	L	64-80
F21	at #4 St. Bonaventure	L	62-79
F24	Dayton	L	64-82
M2	Detroit	L	83-90
M5	Niagara	L	84-96

1968-69

Record: 7-16
Coach: Bob MacKinnon
Captain: Tony Masiello

N30	Brown	W	65-53
D7	Eastern Kentucky	L	65-72
D14	Murray State	L	67-76
D18	at #16 La Salle	L	56-68
D21	Cornell	W	93-91

Queen City Invitational (Buffalo, N.Y.)

D27	Dartmouth	L	58-61
D28	George Washington	L	74-96
J4	Providence (3 OT)	L	84-88
J11	Niagara	W	70-60
J25	Boston College	L	73-107
J29	at St. Bonaventure	L	61-79
F1	Loyola (Md.)	W	102-78
F4	at Wayne State	W	83-65
F8	Manhattan	L	72-75
F12	at #11 Villanova	L	54-75
F15	Syracuse	L	78-85
F18	at Catholic	L	81-82
F19	at St. Francis (Pa.)	L	66-77
F22	Xavier	W	76-66
F26	at Detroit	L	88-107
M1	St. Bonaventure	L	64-91
M3	at Fairfield	L	78-90
M8	Niagara	W	83-79

1969-70

Record: 9-13
Coach: Bob MacKinnon
Captain: Roger Brown/Bob Trenta

D6	Murray State	W	84-75
D10	at Boston College	L	56-70
D13	Detroit	W	75-64
D20	Catholic	W	80-70

Queen City Invitational (Buffalo, N.Y.)

D26	Fairfield	W	83-70
D27	Saint Peter's	W	91-84
J3	Villanova	L	70-106
J10	#15 Niagara	L	75-101
J17	Baltimore	L	85-86
J24	#4 St. Bonaventure	L	49-62

J31	La Salle	W	80-70
F2	at Eastern Kentucky	L	76-96
F7	Wayne State	W	89-59
F9	at Xavier	L	69-76
F14	Manhattan	W	56-54
F17	at Providence	L	70-73
F18	at Syracuse	L	70-85
F21	St. Francis (Pa.)	W	84-78
F25	at #3 St. Bonaventure	L	68-91
F28	Fairfield	L	73-76
M3	at Rhode Island	L	68-78
M7	Niagara	L	57-60

1970-71

Record: 8-13
Coach: Bob MacKinnon
Captain: Clyde Alexander/Bill DeMars

D5	Scranton	W	88-73
D12	Syracuse	L	64-76
D19	Baltimore	W	91-81

Queen City Invitational (Buffalo, N.Y.)

D26	#9 Drake	L	74-81
D28	Morehead State	W	83-74
J9	Niagara	L	55-61
J11	at Fairfield	L	63-65
J16	St. Francis (Pa.)	L	62-72
J23	Boston College	L	58-67
J28	at St. Bonaventure	L	76-79
J30	Providence	W	92-70
F3	at Detroit	W	65-64
F6	Manhattan	L	71-76
F8	at Wayne State	W	86-73
F10	at #13 La Salle	L	55-92
F13	Rhode Island	W	75-69
F16	at Catholic	L	70-76
F17	at Villanova	L	59-82
F20	Xavier	W	98-87
F27	St. Bonaventure	L	68-94
M6	Niagara (OT)	L	69-85

1971-72

Record: 15-11
Coach: Bob MacKinnon
Captain: Clyde Alexander/Gary Stewart/Mike Macaluso

D1	at Wake Forest	W	94-87
D4	Cleveland State	W	102-69
D9	at Boston College	L	58-76
D11	Catholic	W	126-85
D17	at #15 Maryland	L	77-86
D18	Wayne State	W	100-89
D22	at Scranton	W	115-80

Queen City Invitational (Buffalo, N.Y.)

D30	LIU Brooklyn	W	86-76
J1	Niagara	L	82-91
J4	at Richmond	W	69-55
J8	#14 Villanova	L	65-69
J12	at Syracuse	L	93-106
J15	Niagara	L	72-73
J19	at Duke	L	58-86
J22	St. Bonaventure	W	73-70
J29	La Salle	L	78-80
F2	at Colgate	W	87-72
F5	Manhattan	W	88-86
F8	at #12 Providence	L	64-69
F12	Saint Peter's (OT)	W	96-95
F16	at St. Francis (Pa.)	W	95-84
F19	Baltimore	W	64-62
F23	at St. Bonaventure	L	77-95
F26	Fairfield	W	107-91
M4	Niagara	W	87-77
M6	at Xavier	L	67-88

1972-73

Record: 13-11
Coach: John Morrison
Captain: Mike Macaluso/Aaron Covington

D2	Scranton	W	97-77
D9	#3 Maryland	L	80-107
D16	Richmond	L	73-75
D20	at St. Francis (Pa.)	W	107-71
D23	Wake Forest	W	92-71

Queen City Invitational (Buffalo, N.Y.)

D29	Kent State	W	91-78
D30	Murray State	W	90-79
J6	#13 Providence	L	64-77
J13	Niagara	W	74-69
J17	at Virginia Commonwealth	L	66-80
J20	Xavier	L	73-74
J24	at St. Bonaventure	L	58-68

J27	Boston College	W	78-58
J31	at Wayne State	W	80-67
F3	Manhattan	W	72-68
F7	at La Salle	L	85-96
F10	Colgate	W	74-54
F13	at Catholic	W	63-59
F14	at Villanova	L	69-76
F17	Syracuse	L	72-76
F21	at Saint Peter's	W	107-82
F24	St. Bonaventure	L	58-63
F27	at Fairfield	L	83-94
M3	Niagara	W	69-66

1973-74

Record: 14-12
Coach: John Morrison
Captain: Game Captains

D1	Gannon	W	89-74
D4	at Boston College	W	86-81
D8	Catholic	W	104-61
D13	#12 Long Beach State	L	82-94
D15	Virginia Commonwealth	W	103-96
D22	Scranton	W	127-88

Queen City Invitational (Buffalo, N.Y.)

D28	George Washington	W	100-89
D29	Charlotte	L	83-99
J2	at Detroit	L	83-95
J5	Villanova	W	127-99
J12	at Niagara (OT)	W	88-84
J16	at Syracuse	L	74-87
J19	St. Bonaventure	W	69-64
J22	at #5 Maryland	L	73-86
J26	La Salle	W	89-81
J30	at Xavier	L	67-70
F2	Manhattan	L	79-80
F4	at #14 South Carolina	L	58-76
F6	at Florida State	L	74-91
F9	Saint Peter's	W	129-109
F12	at Colgate	W	73-67
F16	Fairfield	W	93-81
F20	at St. Bonaventure	L	82-85
F28	at #12 Providence	L	69-97
M2	Niagara	W	68-64
M4	at Marshall	L	64-71

1974-75

Record: 15-10
Coach: John McCarthy
Captain: Mel Montgomery

N30	Niagara	W	99-72
D9	at Le Moyne	W	58-53
D14	Colgate	W	88-61
D18	at La Salle	W	70-69
D21	Xavier	W	70-68
J4	Detroit	L	56-64
J6	at Duquesne	L	74-84
J11	Assumption	W	104-68
J18	at Niagara	L	63-72
J20	Buffalo	W	75-74
J22	at St. Bonaventure	L	73-76
J25	Florida State	W	81-75
J27	Buffalo State	W	100-99
F1	Providence	W	93-85
F5	at Oral Roberts	L	93-100
F8	Marshall	W	86-69
F12	at Saint Peter's	W	76-72
F15	Syracuse	W	80-76
F17	at Siena	L	88-103
F19	at Villanova	W	111-81
F22	St. Bonaventure	L	73-78
F24	at Virginia Commonwealth	L	61-86
F26	at South Carolina	L	75-80
F27	at Fairfield	L	77-95
M1	Gannon	W	74-69

1975-76

Record: 10-17
Coach: John McCarthy
Captain: Craig Prosser/Tim Stokes

N29	St. Michael's (KAC)	W	96-83
D3	at Connecticut	L	69-83
D6	Niagara	W	64-60
D8	at Michigan State	L	68-83
D13	La Salle	L	72-103
D16	Buffalo	W	99-66
D20	at Saint Louis	L	54-68

Kodak Classic (Rochester, N.Y.)

D29	at Rochester	W	97-72
D30	vs. Utah (OT)	L	89-91
J3	Fairfield	W	72-70

J7	at Xavier	L	64-82
J10	Buffalo State (24)	L	66-67
J12	at Hofstra	L	67-69
J14	at Assumption	L	63-67
J16	New Hampshire	W	86-72
J21	at Syracuse	L	51-80
J24	St. Bonaventure	L	71-80
J27	vs. Manhattan (23)	L	66-74
J29	vs. Fairfield (23)	L	87-107
F3	Siena (24)	W	102-94
F7	Duquesne	W	89-81
F11	at St. Bonaventure	L	60-93
F14	at Providence	L	79-91
F17	at Colgate	W	66-58
F21	at Niagara	L	61-67
F24	Saint Joseph's	W	77-71
F28	St. Francis (Pa.)	L	63-78

1976-77

Record: 3-22
Coach: John McCarthy
Captain: Mike Walton

N27	Buffalo State	L	58-71
D1	at St. Michael's	W	100-70
D4	Duquesne	L	61-62
D6	at Seton Hall	L	76-104
D11	#20 Syracuse	L	59-74
D18	Michigan State	L	59-82

ECAC Tournament (Niagara Falls, N.Y.)

D28	vs. Niagara (OT)	L	52-62
D29	vs. George Washington	L	58-80
J5	LIU Brooklyn (KAC)	L	57-81
J7	at La Salle	L	49-65
J12	at New Hampshire	L	77-89
J13	at Holy Cross	L	64-113
J15	Niagara	L	71-89
J22	at Detroit	L	72-110
J24	#15 Providence	L	69-86
J26	at St. Bonaventure	L	53-88
F1	Buffalo (24)	L	77-78
F7	at Siena	L	66-74
F9	at St. Francis (Pa.)	L	58-59
F12	Le Moyne (KAC)	L	58-61
F14	at Fairfield	L	81-92
F16	Colgate (KAC)	W	72-70
F23	at Saint Joseph's	L	62-111
F26	St. Bonaventure	L	54-79
F28	Niagara	W	64-60

1977-78

Record: 7-19
Coach: Nick Macarчук
Captain: Rene Stephens

N26	Geneseo (KAC)	W	91-83
D3	at Wisconsin	L	70-96
D6	at Duquesne	L	67-81
D10	Buffalo	W	78-73
D17	Niagara	L	80-86

The Citadel Tournament (Charleston, S.C.)

D20	at The Citadel	L	72-79
D21	vs. Clemson	L	61-94
D28	Hofstra (OT)	L	96-100
D30	at Maine	L	67-74
J3	Fairfield (KAC)	L	69-83
J7	at #17 Providence	L	72-82
J14	at Virginia Tech	L	70-85
J18	Buffalo State (24)	W	81-68
J21	St. Bonaventure	L	60-96
J23	at Niagara	L	71-85
J25	Saint Peter's (KAC)	L	74-75
J28	St. Michael's	W	87-73
F2	at Pittsburgh	L	66-82
F4	Seton Hall	L	62-71
F8	at Colgate	L	68-75
F11	La Salle	W	78-77
F13	at St. Bonaventure	L	88-97
F15	at LIU Brooklyn	W	76-62
F18	#19 Detroit	L	89-124
F22	Siena (KAC)	W	91-82
F27	at #17 Syracuse	L	59-100

ALL-TIME RESULTS

1978-79

Record: 12-14
Coach: Nick Macarchuk
Captain: Ron Peaks
 Charlotte Invitational (Charlotte, N.C.)

N24	at Davidson	L	99-106
N25	vs. Long Island	L	79-81
D2	Duquesne	L	63-64
D4	at Cornell	W	80-75
D6	at St. Francis Brooklyn	L	79-84
D9	at Niagara	W	102-93
D12	Buffalo (KAC)	W	79-65
D14	St. John Fisher (KAC)	W	95-74
D16	at La Salle	L	87-99
D20	Pittsburgh	W	87-83
D23	at Maryland	L	103-128
J4	at Saint Peter's	W	69-68
J6	at Seton Hall	L	87-92
J10	Maine (KAC)	W	99-79
J13	Holy Cross (2 OT)	L	92-94
J17	Scranton (KAC)	W	93-72
J20	#12 Syracuse	L	92-103
J24	at St. Bonaventure	L	77-93
J27	Providence	W	89-74
J31	at Fairfield	L	69-77
F3	at Catholic	L	80-82
F6	Buffalo State (KAC)	W	97-66
F10	Niagara (2 OT)	W	83-81
F21	at Siena	L	77-83
F24	St. Bonaventure (OT)	L	90-97
F26	St. Francis (Pa.) (KAC)	L	90-74

1979-80

Record: 13-14
Coach: Nick Macarchuk
Captain: Chuck Clement/Duke Richardson

N30	Baltimore	L	61-72
D3	Mercyhurst (KAC)	W	113-84
D5	at Ohio (OT)	L	82-87
D8	St. Francis Brooklyn	W	90-64
D11	at Duquesne	L	62-77
D15	Seton Hall	W	87-77
D19	Buffalo State (KAC)	W	102-63
D22	at Holy Cross	L	79-89
D29	Creighton	L	95-104
J2	at #9 Syracuse	L	49-81
J5	Cornell	W	87-65
J12	at Niagara (OT)	W	91-89
J16	at Detroit	L	78-92
J19	St. Bonaventure	W	77-70
J23	at #8 Notre Dame	L	63-84
J26	at St. Francis (Pa.)	L	60-70
J28	Alcorn State	L	70-75
J30	Buffalo (KAC)	W	66-63
F2	Fairfield	W	79-69
F4	at Providence	L	72-88
F6	Siena	W	95-87
F9	Niagara	L	84-86
F16	Saint Peter's (OT)	W	61-59
F18	Colgate	W	86-82
F20	at St. Bonaventure	L	77-87
F23	Catholic	W	82-70

ECAC Tournament (Buffalo, N.Y.)
 Rhode Island L 67-83

1980-81

Record: 11-15
Coach: Nick Macarchuk
Captain: Bernie Mull/Brian Toohey

N29	Buffalo (KAC)	W	95-74
D1	Baltimore (KAC)	W	83-79
D6	at Western Michigan	L	71-90
D10	at Siena	L	57-68
D13	Duquesne	L	57-82
D17	Buffalo State (KAC)	W	67-59
D20	Ohio	W	59-47
D22	at Creighton	L	52-72

Rochester Tournament (Rochester, N.Y.)
 D29 vs. Niagara W 70-62
 D30 vs. St. Bonaventure L 73-78

J3	Syracuse	L	72-88
J7	at Cornell	L	53-55
J10	La Salle	W	81-79
J12	St. Lawrence (KAC)	L	66-73
J21	at St. Bonaventure	L	68-74
J24	at Niagara	L	63-64
J27	St. Francis (Pa.)	W	81-77
J31	at Saint Peter's	L	54-57
F2	at St. Francis Brooklyn	W	72-67
F7	at Fairfield	L	58-73
F9	at Colgate	L	73-74

F16	Robert Morris (KAC)	W	92-65
F18	at Dayton	L	56-78
F21	Niagara	L	65-67
F23	Scranton (KAC)	W	79-70
F28	St. Bonaventure	W	89-86

1981-82

Record: 19-8, 7-2 ECAC North Atlantic
Coach: Nick Macarchuk
Captain: Bryan Carver/Phil Seymore

N28	Buffalo	W	86-72
D2	at St. Bonaventure	L	41-59

Show Me Classic (Columbia, Mo.)
 D4 vs. Wyoming L 40-73
 D5 vs. East Carolina W 73-66

D16	Buffalo State (KAC)	W	97-65
D19	Western Michigan	W	69-67
D30	Fairfield	W	95-81
J2	at Syracuse	L	72-90
J4	at Vermont *	W	78-63
J9	St. Bonaventure (OT)	W	71-67
J13	Mercyhurst (KAC)	W	104-74
J16	Holy Cross *	W	82-80
J20	at Maryland	L	73-91
J23	at Niagara *	W	96-85
J26	Cornell	W	82-63
J30	at St. Francis (Pa.)	W	85-75
F1	New Hampshire * (KAC)	W	91-84
F3	at La Salle	L	76-102
F6	St. Francis Brooklyn	W	80-65
F11	Utica (KAC)	W	76-74
F13	Colgate * (24)	W	52-46
F15	at Northeastern *	L	61-79
F17	at Boston *	W	48-46
F20	Niagara *	L	62-63
F25	Maine * (KAC)	W	68-64
F27	Dayton	W	81-76

North Atlantic Conference Tournament
 M4 Niagara (KAC) L 75-76
 * - North Atlantic Conference game

1982-83

Record: 11-17, 3-6 ECAC North Atlantic
Coach: Nick Macarchuk
Captain: Bryan Carver/Mark Rzmek

N28	Buffalo	W	97-77
N30	at Fairfield	L	65-80
D4	Maryland	L	66-67
D8	at St. Bonaventure	L	73-86
D11	at Kent State	L	64-67
D18	Buffalo State	L	68-79
D20	at St. Francis Brooklyn	L	53-59
D29	at #14 Syracuse	L	76-109
J3	at Cornell	L	57-63
J8	New Orleans	W	58-49
J12	at Notre Dame	L	47-78
J15	at Niagara *	L	61-66
J17	Vermont * (KAC)	L	76-79
J20	at New Hampshire * (OT)	L	70-74
J22	at Holy Cross *	L	59-69
J29	La Salle	W	55-54
J31	Utica (OT) (KAC)	W	73-72
F5	Boston *	W	74-64
F9	Detroit (OT)	W	58-55
F12	Northeastern * (OT) (KAC)	W	71-69
F14	at Colgate *	W	56-52
F19	Niagara *	L	62-83
F21	Brooklyn (KAC)	W	71-69
F23	St. Francis (Pa.) (KAC)	W	75-66
F26	at Maine *	L	68-83
M2	St. Bonaventure	W	80-74
M5	at New Orleans	L	50-65

North Atlantic Conference Tournament
 M8 at New Hampshire L 64-75
 * - North Atlantic Conference game

1983-84

Record: 19-11, 9-5 ECAC North Atlantic
Coach: Nick Macarchuk
Captain: Robert Turner

Lapchick Tournament (Jamaica, N.Y.)
 N25 vs. Rhode Island (OT) W 62-61
 N26 at St. John's L 45-71
 N30 Buffalo (KAC) W 87-80
 D3 at #6 Maryland L 55-77
 D7 Buffalo State (KAC) W 78-76
 D10 at St. Bonaventure L 61-78
 D17 St. Francis Brooklyn W 70-69
 D22 Fairfield (OT) W 70-65
 D31 Kent State (OT) (KAC) W 65-63

J4	Cornell (KAC)	W	82-62
J7	at New Hampshire *	L	77-82
J10	Colgate * (KAC)	W	62-44
J12	New Hampshire * (KAC)	W	68-62
J19	at La Salle	L	66-79
J23	at Maine *	W	56-52
J28	at Niagara *	W	75-69
J30	at Vermont *	W	70-58
F2	Boston * (OT)	W	62-61
F4	Northeastern * (OT)	L	66-68
F7	at Colgate *	L	62-69
F11	Maine * (2 OT) (KAC)	W	70-69
F14	at St. Francis (Pa.)	W	71-62
F18	Niagara *	W	63-62
F23	at Boston *	L	51-68
F25	at Northeastern *	L	60-68
F29	#16 Syracuse	L	64-68
M3	Vermont * (KAC)	W	78-48

North Atlantic Conference Tournament
 M5 Vermont (KAC) W 80-76
 M8 Boston (KAC) W 73-68
 M10 at Northeastern L 75-85
 * - North Atlantic Conference game

1984-85

Record: 20-10, 13-3 North Atlantic
Coach: Nick Macarchuk
Captain: Ray Hall/Mike Smrek

N24	Michigan State	L	71-80
N28	Oswego State (KAC)	W	94-57
D1	Mercyhurst (KAC)	W	95-73
D4	at #12 Syracuse (OT)	L	48-52
D8	St. Bonaventure	L	44-67
D12	at Utica	L	61-69
D15	St. Francis (Pa.) (24)	W	89-80
D23	at Duquesne	W	77-74
D29	at Vermont *	W	94-53
J2	at New Hampshire *	W	56-47
J5	Siena *	W	80-71
J9	at Cornell	W	71-54
J12	Colgate *	W	68-42
J14	Vermont * (KAC)	W	70-48
J19	at Niagara *	W	74-67
J23	at Colgate *	W	75-51
J26	Northeastern *	W	67-65
J28	New Hampshire * (KAC)	W	63-55
F2	at Boston *	W	84-71
F5	at Northeastern *	L	91-99
F9	at Dayton	L	52-60
F11	Maine * (KAC)	W	90-71
F16	Niagara *	W	70-51
F20	at Siena *	L	57-65
F23	Boston *	W	77-68
F26	at Maine *	L	67-68
F28	Hartford * (KAC)	W	89-65

North Atlantic Conference Tournament
 M5 New Hampshire (KAC) W 90-56
 M7 Boston (KAC) L 56-64

National Invitational Tournament (Lincoln, Neb.)
 M13 at Nebraska L 66-79
 * - North Atlantic Conference game

1985-86

Record: 21-8, 14-4 North Atlantic
Coach: Nick Macarchuk
Captain: Derrick Russell

N23	Cornell	W	67-61
N27	Mansfield (KAC)	W	82-67
N30	at Iona	W	67-54
D3	Clarion (KAC)	W	76-50
D7	at Michigan State	L	61-90
D12	at Hartford *	L	63-68
D14	at St. Bonaventure (OT)	L	63-64
D21	Duquesne	W	80-62
D31	at Vermont *	W	69-66
J4	at New Hampshire *	L	58-60
J8	at Siena *	W	74-52
J11	Vermont *	W	52-51
J15	at Maine *	W	64-57
J18	at Niagara *	W	57-54
J22	Colgate * (25)	W	51-50
J25	New Hampshire *	W	76-49
J28	at Colgate *	W	60-51
J30	Boston *	W	79-61
F1	Northeastern *	W	58-47
F5	at St. Francis (Pa.)	W	78-70
F8	Siena * (OT)	W	60-58
F10	Maine * (KAC)	W	58-52
F15	Dayton (24)	L	68-69
F17	Hartford * (KAC)	W	72-60

F20	at Boston *	L	53-75
F22	at Northeastern *	L	57-90
M1	Niagara *	W	62-46

North Atlantic Conference Tournament
 M4 Maine (KAC) W 89-76
 M6 Boston (KAC) L 61-62
 * - North Atlantic Conference game

1986-87

Record: 16-12, 12-6 North Atlantic
Coach: Nick Macarchuk
Captain: Chris Heinold

N29	Iona	W	83-64
D6	Cleveland State	L	61-66
D11	Buffalo	W	74-69
D13	at #12 Syracuse	L	67-99
D20	St. Bonaventure	W	80-74
D22	at Cornell	L	59-84
D28	at Cleveland State	L	61-82
D30	at Bowling Green	L	53-56
J2	Colgate * (25)	W	71-46
J4	at Siena *	L	59-73
J8	at New Hampshire *	W	73-62
J10	at Northeastern *	L	61-89
J13	Bowling Green	W	71-62
J16	at Hartford *	W	67-64
J19	New Hampshire * (KAC)	W	88-65
J22	Siena * (KAC)	W	81-72
J24	Vermont *	W	90-83
J29	at Maine *	W	67-55
J31	at Boston *	L	52-59
F5	Maine * (KAC)	W	92-59
F7	Northeastern *	L	68-72
F10	Hartford * (KAC)	W	68-65
F12	at Colgate *	W	85-68
F14	at Niagara * (2 OT)	W	78-76
F18	at Vermont *	W	107-91
F21	Boston *	L	54-67
F28	Niagara *	L	69-74

North Atlantic Conference Tournament
 M3 Siena (KAC) L 65-67
 * - North Atlantic Conference game

1987-88

Record: 7-20, 7-11 North Atlantic
Coach: Marty Marbach
Captain: Nick Macarchuk/Brian Smith
 Budweiser Irish Classic (Cork, Ireland)

N27	vs. Saint Louis	L	56-84
D2	Cornell (KAC)	L	89-94
D5	at St. Bonaventure	L	66-82
D12	#8 Syracuse	L	77-92

Jostens Classic (Philadelphia, Pa.)
 D18 vs. Wake Forest L 72-82
 D19 at La Salle L 73-85

D29	at Xavier	L	56-87
J4	Hartford * (KAC)	L	60-64
J9	at Colgate *	W	63-58
J14	at New Hampshire *	L	59-60
J16	at Maine *	L	84-94
J21	Boston *	L	67-76
J23	New Hampshire * (KAC)	W	74-61
J26	at Hartford *	W	73-67
J30	at Niagara *	L	59-64
F4	Maine * (2 OT) (KAC)	L	96-99
F6	Northeastern *	L	72-87
F10	at Marquette	L	73-85
F13	at Vermont *	W	68-65
F18	at Boston *	L	67-73
F20	at Northeastern *	W	69-52
F22	Colgate * (KAC)	W	78-60
F24	Siena * (KAC)	L	70-85
F27	Vermont *	W	75-73
M2	at Siena *	L	52-65
M5	Niagara *	L	61-70

NAC Tournament (Hartford, Conn.)
 M8 vs. Boston L 55-64
 * - North Atlantic Conference game

1988-89

Record: 13-15, 11-7 North Atlantic
Coach: Marty Marbach
Captain: Grady Minick/Jerry Kopydlowski

N28	at Saint Joseph's	L	71-74
D3	at Detroit	W	69-59
D10	St. Bonaventure	L	68-75
D17	at #4 Syracuse	L	69-95
D21	at Robert Morris	L	72-75
D28	at Manhattan	L	64-69
J3	Colgate * (KAC)	W	71-63

ALL-TIME RESULTS

WFLC Classic (Lakeland, Fla.)	
J6 vs. Saint Peter's	L 44-48
J7 vs. Hofstra	L 55-68
J9 Siena * (KAC)	L 56-72
J12 at New Hampshire *	W 99-72
J14 at Northeastern *	L 80-90
J19 New Hampshire * (KAC)	W 89-69
J21 Hartford * (OT)	W 54-53
J25 at Siena *	L 78-83
J28 Vermont *	W 84-76
F2 at Maine *	W 76-70
F4 at Boston *	L 60-80
F9 Northeastern *	W 75-68
F11 Maine * (KAC)	W 67-66
F14 at Hartford *	L 56-65
F16 at Colgate *	L 55-58
F18 Niagara *	L 70-74
F22 at Vermont *	W 67-66
F25 Boston *	W 66-65
F28 Elmira (KAC)	W 105-74
M4 at Niagara *	W 69-64
NAC Tournament (Hartford, Conn.)	
M9 vs. Hartford	L 57-75
* - North Atlantic Conference game	

1989-90

Record: 11-18, 5-11 MAAC	
Coach: Marty Marbach	
Captain: Chuck Giscombe	
N25 at St. Bonaventure	L 79-90
N29 at #7 Duke	L 66-102
D2 Saint Joseph's	W 71-58
D6 Robert Morris (KAC)	L 65-68
D9 #1 Syracuse	L 72-92
D11 at Siena *	L 76-87
Met Life Classic (San Francisco, Calif.)	
D22 at San Francisco	L 64-75
D23 vs. Princeton	L 59-73
D30 Detroit	W 82-69
J6 Manhattan *	L 65-70
J9 at Army *	L 56-64
J11 at Iona *	L 65-67
J13 at Fairfield *	L 49-53
J15 at #21 La Salle *	L 77-89
J20 Loyola (Md.) * (KAC)	W 75-67
J23 at Vermont	W 67-64
J27 at Niagara *	L 72-75
J29 Saint Peter's * (KAC)	W 67-57
F1 Fordham *	W 68-63
F3 Holy Cross * (24)	L 85-88
F8 Siena *	W 73-70
F10 Army * (24)	W 63-62
F15 at Liberty	W 65-53
F17 Niagara *	L 66-73
F21 Dist. of Columbia (KAC)	W 88-64
F23 at Fordham *	L 59-85
F25 at Holy Cross *	L 85-102
MAAC Tournament (Albany, N.Y.)	
M2 vs. Manhattan	W 61-59
M3 vs. Siena	L 53-71
* - Metro Atlantic Athletic Conference game	

1990-91

Record: 10-19, 3-13 MAAC	
Coach: Marty Marbach	
Captain: Chuck Giscombe/Mike O'Sullivan	
N27 Liberty (KAC)	W 66-44
D1 Xavier	L 59-62
D4 Elmira (KAC)	W 87-49
Pepsi Classic (Poughkeepsie, N.Y.)	
D7 vs. Lehigh	W 78-71
D8 vs. Brown	W 65-47
D12 at #3 Syracuse	L 92-83
D15 St. Bonaventure	W 82-53
D29 at San Diego	L 71-95
J2 at Cal. State Northridge	L 64-69
J5 at Fairfield *	W 69-64
J10 at Manhattan *	L 62-68
J12 at Iona *	L 58-87
J15 at Niagara *	L 58-60
J19 Manhattan *	L 45-66
J21 Fairfield * (KAC)	W 66-63
J24 La Salle *	L 74-89
J26 Saint Peter's * (24)	L 62-77
J28 Vermont (KAC)	W 79-64
F1 at Siena *	L 57-90
F2 Iona *	L 77-83
F7 at Loyola (Md.) *	L 59-63
F9 at La Salle *	L 68-83
F13 at St. Bonaventure	L 78-86
F16 Loyola (Md.) * (KAC)	W 93-62
F18 Siena * (KAC)	L 67-87

F20 at Saint Peter's *	L 52-64
F23 Niagara * (OT)	L 64-66
MAAC Tournament (Albany, N.Y.)	
M1 vs. Fairfield	W 61-54
M2 vs. Siena	L 62-76
* - Metro Atlantic Athletic Conference game	

1991-92

Record: 8-22, 3-13 MAAC	
Coach: Marty Marbach	
Captain: Ed Book/Rodney Brown/Nixon Dyall/Harry Seymour	
N23 Buffalo	W 77-55
N25 at Missouri	L 42-72
Hawaii-Hilo Tournament (Hilo, Hawaii)	
N28 vs. Rider	L 72-78
N30 at Hawaii-Hilo	W 82-51
D7 #1 Duke	L 60-96
D10 at St. Bonaventure	L 70-76
Youngstown Holiday Tournament (Youngstown, Ohio)	
D13 vs. Western Illinois (OT)	L 75-76
D14 vs. Buffalo	W 77-63
D23 Niagara * (OT) (KAC)	W 85-81
D30 at St. Francis (Pa.)	L 62-63
J3 Fairfield * (KAC)	W 86-81
J5 at Siena * (OT)	L 90-95
J7 at Saint Peter's *	L 64-66
J11 La Salle *	L 78-85
J17 Loyola (Md.) * (24)	L 80-88
J19 Iona * (KAC)	W 84-79
J21 at Loyola (Ill.)	L 72-88
J25 at La Salle *	L 73-90
J27 at Loyola (Md.) *	L 53-71
J30 Manhattan * (KAC)	L 64-82
F1 St. Bonaventure	W 85-67
F7 at Fairfield (KAC)	L 58-68
F9 at Manhattan *	L 64-73
F11 at Robert Morris	L 76-91
F15 Siena *	L 76-92
F18 at Niagara *	L 71-84
F24 Elmira (KAC)	W 93-67
F26 at Iona *	L 73-85
F29 Saint Peter's * (KAC)	L 72-82
MAAC Tournament (Albany, N.Y.)	
M6 vs. Saint Peter's *	L 54-71
* - Metro Atlantic Athletic Conference game	

1992-93

Record: 10-18, 5-9 MAAC	
Coach: John Beilein	
Captain: Binky Johnson/Damone James/Craig Wise	
D1 at #4 Duke	L 62-110
D5 St. Bonaventure	L 67-85
Festival of Lights Challenge (Niagara Falls, N.Y.)	
D13 vs. Robert Morris (24)	L 61-63
D21 St. Francis (Pa.) (KAC)	W 74-52
D23 at Colgate	L 77-89
D30 at Northeastern	L 66-76
J2 Loyola (Ill.)	W 84-66
J6 Bucknell (KAC)	W 69-68
J9 at Loyola (Md.) *	W 53-48
J13 at George Mason	W 85-67
J16 Manhattan * (KAC)	L 60-64
J19 at Cornell	L 56-63
J21 Iona * (KAC)	W 68-49
J23 at St. Bonaventure	L 62-67
J27 at Iona *	L 64-77
J30 Niagara *	L 59-70
F2 at Siena *	L 42-70
F5 Loyola (Md.) *	W 64-53
F7 Fairfield * (KAC)	L 50-51
F11 at Saint Peter's *	W 72-66
F13 at Manhattan *	L 55-75
F15 at #15 Tulane	L 41-63
F20 at Fairfield *	L 66-81
F24 at Niagara *	L 62-72
F27 Siena * (KAC)	L 67-74
M1 Saint Peter's * (KAC)	W 67-55
MAAC Tournament (Albany, N.Y.)	
M6 vs. Iona	W 64-62
M7 vs. Niagara	L 59-64
* - Metro Atlantic Athletic Conference game	

1993-94

Record: 22-7, 12-2 MAAC	
Coach: John Beilein	
Captain: Binky Johnson/Damone James/Craig Wise	
N29 at St. Bonaventure	L 83-86
Canisius Classic (Buffalo, N.Y.)	
D3 Gonzaga	W 81-66

D4 Buffalo	W 73-58
D7 at Bucknell	W 90-72
D19 at St. Francis (Pa.)	L 71-86
D22 Colgate (KAC)	W 91-68
J3 at Wake Forest	L 51-75
J5 at Siena *	L 72-91
J8 Northeastern (KAC)	W 82-61
J10 Manhattan * (KAC)	W 84-63
J12 at Saint Peter's *	L 66-68
J15 at Niagara *	W 71-63
J18 Cornell (KAC)	W 87-57
J22 Loyola (Md.) * (KAC)	W 87-72
J25 St. Bonaventure (OT)	W 65-61
J29 Tulane	W 90-78
F1 George Mason (KAC)	W 99-85
F5 at Manhattan *	W 75-67
F7 at Loyola (Md.) *	W 78-76
F10 Fairfield * (KAC)	W 75-63
F12 Iona * (KAC)	W 88-79
F16 Niagara *	W 98-74
F19 Saint Peter's * (KAC)	W 83-69
F21 Siena * (OT) (24)	W 99-90
F25 at Fairfield *	W 76-73
F27 at Iona *	W 86-83
MAAC Tournament (Albany, N.Y.)	
M5 vs. Niagara	W 59-45
M6 vs. Loyola (Md.)	L 70-88
National Invitational Tournament (Philadelphia, Pa.)	
M17 at Villanova	L 79-103
* - Metro Atlantic Athletic Conference game	

1994-95

Record: 21-14, 10-4 MAAC	
Coach: John Beilein	
Captain: Damone James/Craig Wise/Micheal Meeks	
Preseason NIT	
N16 at Pennsylvania	W 81-78
N18 at George Washington	L 59-62
N27 St. Francis (Pa.) (KAC)	W 80-62
D3 at St. Bonaventure	W 76-74
D5 #25 Wake Forest	L 60-74
Delta/Bearcat Classic (Cincinnati, Ohio)	
D9 at #13 Cincinnati	W 72-69
D10 vs. Marshall	L 92-102
D19 at Gonzaga	L 63-74
D21 at Portland	L 78-89
Pepsi Oneida Nation Classic (Green Bay, Wisc.)	
D30 vs. Georgia Southern	W 68-62
D31 at Wisconsin-Green Bay	L 45-62
J5 at Charlotte	W 74-71
J9 at Colgate	W 80-76
J14 Loyola (Md.) * (KAC)	W 79-65
J17 at Fairfield *	W 72-57
J21 St. Bonaventure (KAC)	L 53-67
J26 Iona * (KAC)	W 87-72
J28 Siena * (KAC)	W 60-53
J31 at Niagara *	W 89-75
F3 Manhattan *	L 60-72
F5 Saint Peter's * (KAC)	L 55-56
F7 at Siena *	L 59-62
F11 at Loyola (Md.) *	W 63-55
F13 Fairfield * (KAC)	W 73-60
F17 at Saint Peter's *	W 75-67
F19 at Iona *	L 58-84
F22 Niagara * (KAC)	W 84-63
F25 at Manhattan *	W 65-58
MAAC Tournament (Albany, N.Y.)	
M4 vs. Loyola (Md.)	W 77-64
M5 vs. Saint Peter's	L 56-60
National Invitational Tournament	
M15 Seton Hall (Aud.)	W 83-71
M20 at Bradley	W 55-53
M23 Washington State (Aud.)	W 89-80
M27 Virginia Tech (23)	L 59-71
M29 Penn State (23)	L 62-66
* - Metro Atlantic Athletic Conference game	
1995-96	
Record: 19-11, 7-7 MAAC	
Coach: John Beilein	
Captain: Darrell Barley/Mickey Frazier/Micheal Meeks	
N24 at Western Michigan	W 73-53
N29 at Akron	L 68-72
D2 St. Bonaventure	W 77-64
D5 Buffalo (KAC)	W 82-75
Carrier Classic (Syracuse, N.Y.)	
D8 vs. Washington State	L 62-73
D9 vs. Columbia	W 64-42
D18 at Colgate	W 65-42
D20 Toledo (KAC)	W 75-67

D23 at Valparaiso	W 72-68
D30 Colgate	W 62-51
J6 at Fairfield *	W 63-56
J8 at Providence	L 63-91
J13 at Niagara *	L 71-74
J16 at St. Bonaventure	W 53-38
J19 at Saint Peter's *	L 64-68
J21 at Iona *	L 72-75
J28 Fairfield * (KAC)	W 82-72
F2 Manhattan *	W 62-57
F4 Iona * (KAC)	W 76-54
F8 at Siena *	W 60-55
F10 at Loyola (Md.) *	W 72-67
F13 Niagara *	L 56-58
F17 Siena *	W 66-49
F19 Loyola (Md.) * (OT) (24)	L 63-64
F23 Saint Peter's * (KAC)	L 57-60
F25 at Manhattan *	L 61-78
MAAC Tournament (Albany, N.Y.)	
M2 vs. Loyola (Md.)	W 74-67
M3 vs. Iona	W 63-62
M4 vs. Fairfield	W 52-46
NCAA Tournament (Dallas, Texas)	
M14 vs. #12 Utah	L 43-72
* - Metro Atlantic Athletic Conference game	

1996-97

Record: 17-12, 10-4 MAAC	
Coach: John Beilein	
Captain: Javone Moore/Ryan Collins	
N23 Western Michigan (KAC)	W 67-46
N25 Valparaiso (KAC)	L 52-66
N30 St. Bonaventure	L 53-65
D3 at Buffalo	L 50-53
D7 Niagara *	L 59-68
D15 Akron	W 69-58
D18 at Toledo	L 47-58
D21 Charlotte	L 51-54
Dr. Pepper Classic (Chattanooga, Tenn.)	
D28 vs. Central Florida	W 80-55
D29 at Tenn.-Chattanooga	W 63-49
J2 Colgate (KAC)	W 63-56
J6 at Fairfield *	W 75-60
J9 at #3 Kentucky	L 45-68
J14 Manhattan *	W 48-46
J20 Loyola (Md.) *	W 57-50
J26 at Saint Peter's *	W 69-52
J27 at Providence	L 53-80
J31 Iona *	W 65-58
F2 Siena * (KAC)	W 61-48
F5 at Niagara * (OT)	W 65-63
F8 Fairfield *	W 91-45
F10 Saint Peter's *	W 66-43
F13 at Loyola (Md.) *	L 57-58
F15 at Siena *	L 57-61
F21 at Iona *	L 62-73
F23 at Manhattan *	W 63-44
MAAC Tournament (Buffalo, N.Y.)	
M1 Siena	W 84-44
M2 Niagara	W 78-59
M3 Fairfield	L 72-78
* - Metro Atlantic Athletic Conference game	

1997-98

Record: 13-14, 9-9 MAAC	
Coach: Mike MacDonald	
Captain: Fred Dupree/Kevin Thompson	
Lobo Classic (Albuquerque, N.M.)	
N21 vs. Arkansas State	L 59-63
N22 vs. Texas Southern	W 80-69
N29 St. Bonaventure	W 71-64
D2 at Buffalo	W 70-57
D6 at Siena *	W 73-72
D10 #4 Kentucky	L 54-81
D13 Niagara *	W 71-61
D20 Providence	L 69-71
D28 at Colgate	W 88-79
J5 Rider * (KAC)	L 55-65
J10 at Fairfield *	W 60-58
J12 at Saint Peter's *	W 67-58
J17 Loyola (Md.) *	W 73-72
J19 Iona *	L 65-74
J21 at St. Bonaventure	L 55-68
J23 at Loyola (Md.) *	L 76-91
J25 at Rider *	L 64-68
J28 at Niagara *	L 58-73
J31 Marist *	L 51-52
F4 Siena * (OT) (KAC)	W 94-92
F7 at Manhattan *	L 68-78

ALL-TIME RESULTS

F9	at Iona *	L	66-102
F13	Saint Peter's * (KAC)	W	64-59
F15	Manhattan *	W	80-67
F19	Fairfield * (KAC)	W	73-61
F22	at Marist *	L	57-73

MAAC Tournament (Albany, N.Y.)
 F28 vs. Siena (OT) L 83-87
 * - Metro Atlantic Athletic Conference game

1998-99

Record: 15-12, 11-7 MAAC
Coach: Mike MacDonald
Captain: Jamie Cammaert/Keith Lambkin/ Kevin Worley

N21	at St. Bonaventure	W	61-58
N24	at Buffalo	L	48-49
D4	Iona * (KAC)	L	70-84
D6	Saint Peter's * (KAC)	L	50-60
D12	Buffalo	W	66-56
D19	at Xavier	L	58-88
D22	Duquesne	W	88-71

Holiday Stores Classic (Bozeman, Mont.)
 D28 at Montana State L 69-95
 D29 vs. Boston University L 58-80

J3	Colgate (KAC)	W	69-63
J8	at Marist *	W	80-73
J11	at Siena *	L	78-79
J14	at Fairfield *	L	70-71
J16	Marist * (KAC)	W	68-67
J18	Loyola (Md.) *	W	83-74
J21	Rider *	W	74-68
J23	Manhattan * (KAC)	W	74-68
J30	at Iona *	W	75-73
F1	at Saint Peter's * (OT)	W	73-68
F4	Siena * (OT)	W	100-90
F6	Niagara *	W	78-77
F8	at Manhattan *	L	57-80
F11	Fairfield * (KAC)	W	76-72
F15	at Niagara *	L	67-73
F18	at Loyola (Md.) *	W	80-76
F20	at Rider *	L	76-86

MAAC Tournament (Buffalo, N.Y.)
 F27 Saint Peter's L 72-80
 * - Metro Atlantic Athletic Conference game

1999-00

Record: 10-20, 8-10 MAAC
Coach: Mike MacDonald
Captain: Dale Sawyers/Matt Tribul/ Dorian McClure/Darren Fenn

Binghamton Hoops Fest (Binghamton, N.Y.)
 N20 vs. Marshall L 77-85
 N21 vs. Delaware L 74-81
 N23 at Colgate L 59-76
 N27 Buffalo W 78-46
 D2 at Niagara * L 64-74
 D5 Fairfield * W 89-86
 D7 at Duquesne L 67-77
 D11 St. Bonaventure (HSBC) L 60-88
 D22 at Loyola (Ill.) L 65-79

Union Federal Hoosier Classic (Indianapolis, Ind.)
 D27 at #12 Indiana L 53-95
 D28 vs. Alabama-Birmingham L 79-85

J3	at Rider *	L	69-83
J5	at Loyola (Md.) *	L	90-101
J8	Iona *	W	80-64
J12	Marist *	W	68-61
J15	at Siena *	L	77-89
J17	at Marist *	L	51-56
J21	at Fairfield *	L	54-69
J29	Siena * (OT)	L	75-84
J31	Manhattan * (4 OT)	W	105-98
F4	at Iona *	L	56-66
F6	at Saint Peter's *	W	76-61
F9	Xavier (HSBC)	L	78-87
F13	Rider *	L	75-78
F15	Niagara * (OT)	W	85-82
F18	at Manhattan *	L	69-93
F25	Saint Peter's *	W	84-77
F27	Loyola (Md.) * (HSBC)	W	75-69

MAAC Tournament (Albany, N.Y.)
 M3 vs. Loyola (Md.) W 83-69
 M4 vs. Siena L 71-82
 * - Metro Atlantic Athletic Conference game

2000-01

Record: 20-11, 9-9 MAAC
Coach: Mike MacDonald
Captain: Darren Fenn/Clive Bentick

Florida Int'l Thanksgiving Shootout (Miami, Fla.)
 N24 at Florida International W 67-65
 N25 vs. Wisconsin-Milwaukee W 82-80
 N30 at Buffalo W 80-78
 D2 Loyola (Ill.) W 99-78
 D7 Niagara * L 77-80
 D10 at Rider * L 75-84
 D16 at Cornell W 78-71
 D19 at #21 Notre Dame L 71-99
 D30 at St. Bonaventure W 86-82
 J3 Saint Peter's * W 78-65
 J6 at Bucknell W 81-58
 J10 Siena * W 95-77
 J13 at Iona * L 73-85
 J15 at Manhattan * L 64-88
 J18 Rider * W 85-83
 J21 at Siena * L 82-89
 J27 vs. Loyola (Md.) * (26) L 57-58
 J29 at Saint Peter's * W 78-65
 F2 Fairfield * L 85-91
 F6 Buffalo W 62-60
 F8 Iona * W 93-69
 F10 Marist * W 70-68
 F12 at Fairfield * L 93-98
 F16 Loyola (Md.) * W 83-66
 F18 Manhattan * (HSBC) W 62-57
 F21 at Niagara * W 85-70
 F24 at Marist * L 52-69

MAAC Tournament (Buffalo, N.Y.)
 M2 vs. Saint Peter's W 84-72
 M3 vs. Niagara W 72-70
 M4 vs. Siena W 76-64
 M5 vs. Iona L 67-74
 * - Metro Atlantic Athletic Conference game

2001-02

Record: 10-20, 5-13 MAAC
Coach: Mike MacDonald
Captain: Andrew Bush/Brian Dux/Toby Foster

N16	Cornell	W	65-48
N24	at Buffalo	L	56-58
D1	at #19 Saint Joseph's	L	76-82
D9	at Iona *	L	65-75
D11	Rider *	L	46-63
D22	#9 Notre Dame (HSBC)	L	73-84

azcentral.com Classic (Tempe, Ariz.)
 D28 at Arizona State L 54-77
 D29 vs. Louisiana-Lafayette L 70-73
 J3 Fairfield * L 69-77
 J5 Bucknell W 66-49
 J7 Marist * W 81-80
 J9 at Morgan State W 74-68
 J11 at Rider * L 62-65
 J16 at Bethune-Cookman L 53-60
 J19 Siena * W 76-68
 J21 vs. Saint Peter's * (26) L 62-71
 J26 Loyola (Md.) * W 74-65
 J28 at Siena * L 43-63
 J30 Iona * L 60-61
 F1 at Loyola (Md.) * L 51-54
 F6 Saint Peter's * L 71-73
 F8 Manhattan * W 62-61
 F11 at Marist * W 69-63
 F13 at Manhattan * L 53-73
 F16 Niagara * L 65-80
 F18 at Fairfield * L 54-72
 F23 at Niagara * L 82-86

MAAC Tournament (Albany, N.Y.)
 M1 vs. Loyola (Md.) W 88-62
 M2 vs. Rider (OT) W 85-84
 M3 vs. Niagara L 60-70
 * - Metro Atlantic Athletic Conference game

2002-03

Record: 10-18, 6-12 MAAC
Coach: Mike MacDonald
Captain: Hodari Mallory/Brian Dux/Toby Foster

N23	Bethune-Cookman	W	77-64
N26	Saint Joseph's	L	63-70
N30	at Niagara *	W	89-69
D3	at Bucknell	W	71-67
D7	at Siena *	L	63-71
D14	Buffalo	W	71-65

D17	Morgan State	W	72-66
D19	St. Bonaventure +	L	57-69
D22	at Notre Dame	L	75-93
D30	at Syracuse	L	69-87
J2	at Florida International	L	54-57
J8	at Iona *	L	73-82
J10	at Marist *	L	78-83
J14	Fairfield *	L	71-76
J16	Siena *	W	84-77
J20	vs. Saint Peter's * (27)	W	73-66
J24	at Rider *	L	63-65
J26	at Loyola (Md.) *	W	79-65
J31	Iona *	L	61-64
F2	Manhattan *	L	72-75
F6	at Fairfield *	L	68-72
F8	at Manhattan *	L	65-79
F12	Niagara *	L	68-71
F14	Loyola (Md.) *	W	76-64
F23	at Saint Peter's *	L	60-79
F28	Marist *	L	68-73
M2	Rider *	W	84-74

MAAC Tournament (Trenton, N.J.)
 M7 vs. Marist L 63-69
 * - Metro Atlantic Athletic Conference game;
 + - game was forfeited by St. Bonaventure (ineligible player)

2003-04

Record: 10-20, 5-13 MAAC
Coach: Mike MacDonald
Captain: Dewitt Doss/Jon Ferris/Toby Foster

N21	at Buffalo	W	60-58
-----	------------	---	-------

Great Alaska Shootout (Anchorage, Alaska)
 N27 vs. Liberty L 48-65
 N28 vs. Pacific W 62-59
 N29 at Alaska Anchorage L 67-72
 D3 Niagara * (OT) (HSBC) L 106-109
 D6 at St. Bonaventure W 78-64
 D13 at Howard W 55-50
 D15 at #23 Marquette L 62-65
 D18 College of Charleston L 72-81
 D20 Detroit L 74-77
 D30 at #17 Syracuse L 70-87
 J3 at Saint Peter's * L 63-87
 J7 Manhattan * L 63-81
 J10 Florida International W 67-57
 J13 Iona * L 68-78
 J16 at Marist * W 78-74
 J18 at Loyola (Md.) * W 66-64
 J22 Rider * L 65-77
 J25 Siena * L 59-63
 J30 at Iona * L 66-70
 F1 at Manhattan * L 56-72
 F5 Fairfield * L 63-67
 F7 Marist * W 78-63
 F14 at Fairfield * (OT) W 65-61
 F16 at Rider * L 63-66
 F19 Saint Peter's * L 89-103
 F21 Loyola (Md.) * W 83-67
 F26 at Siena * L 72-78
 F29 at Niagara * L 77-83

MAAC Tournament (Albany, N.Y.)
 M5 vs. Iona# L 66-68
 * - Metro Atlantic Athletic Conference game

2004-05

Record: 11-18, 8-10 MAAC
Coach: Mike MacDonald
Captain: Kevin Downey/Darnell Wilson

N22	Howard	L	76-87
N27	St. Bonaventure (HSBC)	W	67-61
D1	Niagara *	L	82-87
D4	Fairfield * (OT)	L	80-81
D11	at Eastern Michigan	L	72-86
D18	Buffalo	L	65-69
D23	at Boston University	L	45-62

ECAC Holiday Festival (New York, N.Y.)
 D28 at St. John's (23) L 51-71
 D30 vs. Columbia (23) L 58-64
 J2 at College of Charleston L 72-93
 J5 Brown W 67-56
 J8 Saint Peter's * W 82-77
 J10 Iona * W 75-63
 J14 at Loyola (Md.) * L 68-70
 J17 at Siena * (OT) W 84-80
 J20 Manhattan * L 77-86
 J22 Rider * L 72-77
 J28 at Fairfield * L 65-82
 J30 at Iona * (3OT) W 90-88
 F5 Siena * W 65-57

F7	Marist * (OT)	W	71-61
F11	at Saint Peter's *	L	70-73
F13	at Rider * (OT)	L	74-81
F16	at Niagara * (OT)	L	103-113
F20	Loyola (Md.) *	W	92-83
F24	at Manhattan *	L	62-85
F26	at Marist *	W	85-81

MAAC Tournament (Buffalo, N.Y.)
 M4 vs. Marist# W 62-60
 M5 vs. Rider L 59-79
 * - Metro Atlantic Athletic Conference game

2005-06

Record: 9-20, 6-12 MAAC
Coach: Mike MacDonald
Captain: Kevin Downey/Darnell Wilson

N18	at Buffalo	L	76-81
N26	at St. Bonaventure	L	55-77
N30	Hartford	L	78-85
D2	Fairleigh Dickinson (2OT)	L	65-69
D9	Saint Peter's *	L	64-69
D11	Siena *	W	67-60
D17	at Detroit	L	68-69
D22	Boston University	L	56-69
D30	at #25 West Virginia	L	68-80
J3	at Brown	W	69-55
J5	at Marist *	W	76-67
J7	at Fairfield *	W	84-73
J12	Loyola (Md.) *	L	80-95
J14	Iona *	L	73-88
J17	Niagara *	L	84-93
J20	at Manhattan *	L	71-78
J22	at Siena	L	55-76
J27	Rider *	L	62-81
J29	Fairfield *	W	87-71
F3	at Iona *	L	58-95
F5	at Rider *	L	69-73
F8	at Niagara *	L	72-79
F11	Manhattan *	W	86-75
F13	Marist *	L	71-74
F18	Youngstown State	W	75-68
F24	at Saint Peter's * (OT)	W	91-84
F26	at Loyola (Md.) *	L	54-59

MAAC Tournament (Albany, N.Y.)
 M3 vs. Loyola (Md.) W 74-72
 M4 vs. Marist L 62-68
 * - Metro Atlantic Athletic Conference game

2006-07

Record: 12-19, 6-12 MAAC
Coach: Tom Parrotta
Captains: Chuck Harris/Darnell Wilson

N10	Buffalo	L	69-72
N18	at West Virginia	L	43-66
N22	at Colgate (OT)	W	78-73
N25	#17 Syracuse (HSBC)	L	71-81
N28	at Youngstown State	W	71-59
D2	at Fairleigh Dickinson (2OT)	L	83-85
D8	at Marist *	L	69-80
D10	at Fairfield *	L	64-75
D16	at Detroit	W	75-72
D20	Robert Morris	L	77-81
D23	St. Bonaventure	W	80-71
D29	at Hartford	W	81-71
J3	Siena *	L	60-78
J5	Saint Peter's *	W	64-61
J18	Manhattan *	L	51-60
J11	at Siena *	L	48-70
J13	at Saint Peter's *	W	68-47
J18	Iona * (OT)	W	72-65
J20	Marist *	W	84-74
J27	at Manhattan *	W	67-64
J29	at Iona *	W	71-61
F2	Fairfield *	L	63-67
F4	at Niagara *	L	61-79
F9	at Loyola *	L	74-77
F11	at Rider *	L	88-92
F13	Niagara * (OT)	L	88-89
F17	at Coastal Carolina	L	66-83
F23	Rider *	L	72-81
F25	Loyola *	L	71-74

MAAC Tournament (Bridgeport, Conn.)
 M2 vs. Saint Peter's W 62-48
 M3 vs. Marist L 63-87
 * - Metro Atlantic Athletic Conference game

ALL-TIME RESULTS

2007-08

Record: 6-25, 2-16 MAAC
Coach: Tom Parrotta
Captain: Frank Turner

N13	Colgate	L	47-61
N16	at Penn State	L	40-93
N20	at Navy	L	60-71
N24	at LIU Brooklyn	L	63-70
N27	at Buffalo	L	59-68
D1	at St. Bonaventure	L	64-80
D5	Marist *	L	53-63
D8	Rider *	L	58-82
D15	Coastal Carolina	W	88-62
D19	at Robert Morris	L	73-91
D22	#24 West Virginia (HSBC)	L	54-77
D31	Maine	W	81-70
J4	at Saint Peter's *	L	54-65
J6	at Rider *	L	51-102
J11	Manhattan *	L	65-69
J13	Siena *	L	44-72
J18	Niagara *	W	70-62
J21	at Siena *	L	49-77
J25	at Fairfield *	L	51-70
J27	at Marist *	L	44-66
F1	Fairfield *	W	88-60
F3	Loyola *	L	62-74
F8	at Iona *	L	59-66
F10	at Manhattan *	L	87-97
F16	Saint Peter's *	L	68-75
F18	Iona *	L	52-57
F23	Albany	W	64-60
F28	at Loyola *	L	77-88
M2	at Niagara *	L	63-87

MAAC Tournament (Albany, N.Y.)
M7 vs. Iona W 64-59
M8 vs. Rider L 71-75
* - Metro Atlantic Athletic Conference game

2008-09

Record: 11-20, 4-14 MAAC
Coach: Tom Parrotta
Captain: Frank Turner

N15	at Akron	L	46-56
N18	Buffalo	L	64-69
N22	LIU Brooklyn	W	76-63
N25	at Washington State	L	41-67
N29	St. Bonaventure (HSBC)	W	68-66
D1	at Howard	W	70-46
D5	at Manhattan *	L	63-81
D7	at Saint Peter's *	L	52-76
D13	at Albany	L	46-74
D17	at #11 Syracuse	L	60-82
D20	Navy	W	68-63
D30	at Maine	W	56-43
J3	Loyola *	L	62-86
J5	Manhattan *	L	57-59
J9	at Iona *	L	58-69
J11	at Fairfield *	L	60-63
J15	Rider *	W	84-66
J17	Iona * (2OT)	L	77-78
J23	at Marist *	W	79-70
J26	at Niagara *	L	69-75
J29	at Siena *	L	73-91
F1	at Rider *	L	68-55
F6	Fairfield *	L	51-65
F8	Saint Peter's *	L	58-59
F12	Niagara *	L	41-57
F16	at Loyola *	W	69-67
F21	at Bowling Green (OT)	W	71-66
F27	Marist *	W	75-49
M1	Siena *	L	74-78

MAAC Tournament (Albany, N.Y.)
M6 vs. Loyola W 74-68
M7 at Siena L 52-77
* - Metro Atlantic Athletic Conference game

2009-10

Record: 15-17, 8-10 MAAC
Coach: Tom Parrotta
Captains: Frank Turner, Robert Goldsberry, Greg Logins

N17	at Loyola (Chicago)	L	69-89
N21	at St. Francis Brooklyn	W	79-69
N24	at Buffalo	W	73-71
N30	Howard	W	70-54
N38	at Eastern Michigan	L	58-75
D4	Loyola *	W	70-65
D6	Manhattan *	L	57-71
D12	Bowling Green	L	54-58
D16	at Duquesne (2OT)	L	77-86

Southern Miss Christmas Classic (Gulfport, Miss.)

D21	vs. North Florida (28)	L	61-65
D22	vs. South Miss (28)	W	59-56
D23	vs. New Orleans (28)	W	63-48
J2	Fairfield * (HSBC)	L	52-58
J4	Iona *	W	77-65
J9	at Marist *	W	72-57
J11	at Siena *	L	70-82
J16	at Manhattan * (OT)	W	63-61
J18	at Fairfield *	L	74-76
J22	Rider *	W	74-58
J24	Saint Peter's *	L	55-68
J29	Niagara * (OT)	W	73-70
F1	at Iona *	L	53-72
F5	at Niagara *	L	54-66
F7	at Saint Peter's * (OT)	L	72-73
F12	Marist *	W	71-56
F14	Siena *	L	57-74
F20	James Madison	W	70-66
F26	at Loyola *	W	74-62
F28	at Saint Peter's *	L	70-86

MAAC Tournament (Albany, N.Y.)
M5 vs. Marist W 72-54
M6 vs. Fairfield L 57-67
* - Metro Atlantic Athletic Conference game

2010-11

Record: 15-15, 9-9 MAAC
Coach: Tom Parrotta
Captains: Julius Coles, Robert Goldsberry, Greg Logins

N12	St. Bonaventure	W	80-70
N14	at #10 Syracuse	L	67-86
N20	Eastern Michigan	W	71-51
N23	Buffalo	L	64-81
N30	at Binghamton	W	55-45
D3	at Iona *	L	85-94
D5	at Marist *	L	64-74
D7	at South Dakota	W	73-69
D10	St. Francis Brooklyn	L	58-76
D19	at Northwestern State	L	74-86
D22	at Lamar	W	78-72
D29	Northwestern State	W	85-52
J3	at Saint Peter's *	L	55-63
J7	Siena *	W	62-61
J9	Rider *	L	76-77
J15	at Manhattan *	W	72-51
J17	at Siena *	L	69-73
J21	Fairfield *	L	60-67
J23	Iona *	W	75-73
J28	Niagara *	W	69-54
J31	at Fairfield *	L	55-70
F4	Marist *	W	75-60
F6	Saint Peter's *	W	59-45
F11	at Rider *	W	67-65
F13	at Loyola *	L	57-72
F16	at Niagara *	L	65-67
F19	at Boston University	L	62-70
F25	Manhattan *	W	72-63
F27	Loyola *	W	75-58

MAAC Tournament (Bridgeport, Conn.)
M5 vs. Rider L 64-79
* - Metro Atlantic Athletic Conference game

2011-12

Record: 5-25, 1-17 MAAC
Coach: Tom Parrotta
Captains: Gaby Belardo, Alshwan Hymes, Chris Manhertz

N13	at James Madison	L	73-82
N15	at Longwood	W	87-83
N17	at UNLV	L	70-95
N22	at Buffalo	L	59-94
D2	Iona *	L	57-69
D4	Fairfield *	L	59-68
D8	South Dakota	L	55-67
D10	at St. Bonaventure	L	62-81
D16	at UMKC	L	67-72
D18	at South Dakota (OT)	W	90-80
D22	Loyola (Chicago)	L	45-59
D28	Binghamton	W	75-66
J1	at Fairfield *	L	54-72
J5	at Saint Peter's *	L	61-65
J7	at Loyola (Md.) *	L	62-77
J13	Marist *	W	67-57
J15	Saint Peter's *	L	60-74
J19	Niagara *	L	56-75
J22	at Rider *	L	65-89
J27	Manhattan *	L	66-78
J29	Loyola (Md.)	L	52-70
F2	at Iona *	L	86-105
F4	at Marist *	L	69-80

F9	Rider *	L	66-71
F11	Siena *	L	50-60
F15	at Niagara * (OT)	L	57-60
F18	UMBC	W	73-66
F24	at Manhattan *	L	77-90
F26	at Siena *	L	75-86

MAAC Tournament (Springfield, Mass.)
M2 vs. Niagara L 70-80
* - Metro Atlantic Athletic Conference game

2012-13

Record: 20-14, 11-7 MAAC
Coach: Jim Baron
Captains: Billy Baron, Chris Manhertz, Isaac Sosa, Harold Washington

N12	Boston University	W	83-75
N17	St. Bonaventure	W	72-69
N20	Buffalo	W	71-64
N24	at Stony Brook	L	75-82
N29	at UMBC	W	83-65
D7	at Fairfield *	W	67-55
D9	at Marist *	W	94-82
D15	at #4 Syracuse	L	61-85
D17	Longwood	W	82-54
D19	at Temple	W	72-62
D22	at #21 UNLV	L	74-89
D27	Alcorn State	W	87-74
D30	at Detroit	L	78-83
J3	Fairfield *	L	45-66
J5	Marist *	W	73-64
J11	at Siena *	L	54-57
J13	at Iona *	L	87-97
J17	Manhattan *	W	64-60
J19	Siena *	W	76-44
J25	at Rider *	W	67-50
J27	Niagara *	L	65-66
J31	Loyola (Md.) *	W	91-79
F2	Iona *	W	77-74
F7	at Manhattan *	L	54-67
F10	at Niagara *	W	77-70
F14	at Loyola (Md.) *	L	64-68
F16	at Saint Peter's *	W	68-59
F23	at Vermont	L	79-87
F28	Saint Peter's (OT) *	W	75-66
M2	Rider *	L	61-65

MAAC Tournament (Springfield, Mass.)
M9 vs. Iona L 85-89
Collegiansider.com Postseason Tournament
M20 Elon W 69-53
M23 at Youngstown State (OT) W 84-82
M26 Evansville L 83-84
* - Metro Atlantic Athletic Conference game

2013-14

Record: 21-13, 14-6 MAAC
Coach: Jim Baron
Captains: Billy Baron, Jordan Heath, Chris Manhertz, Chris Perez

N11	South Dakota	W	71-66
N16	at St. Bonaventure	L	64-86

NIT Season Tip Off

N18	at Rutgers	L	51-66
N19	vs. Elon (29)	W	86-85
N25	vs. Georgia State (30)	W	79-71
N26	vs. Metro State (30)	L	69-83
D7	Saint Peter's *	W	82-67
D9	Siena *	W	93-78
D11	at Buffalo (FNC)	W	69-55
D14	at St. Francis Brooklyn	L	51-67
D16	at Holy Cross	W	83-73
D21	Lamar	W	87-74
D29	at Notre Dame (OT)	L	81-87
J4	at Saint Peter's *	W	67-63
J6	at Marist *	L	62-65
J10	Rider * (2OT)	W	94-91
J12	Monmouth *	W	87-67
J17	at Iona *	W	85-83
J19	at Monmouth *	L	82-83
J22	Niagara *	W	87-74
J26	Marist *	W	78-65
J30	at Quinnipiac *	W	86-74
F1	at Fairfield *	W	84-58
F7	Manhattan *	L	73-84
F9	Iona *	L	91-101
F14	at Niagara *	W	71-65
F16	at Siena * (3OT)	W	92-88
F20	Quinnipiac *	L	81-88
F22	Fairfield *	W	90-78
F28	at Rider *	W	79-66
M2	at Manhattan *	L	63-68

MAAC Tournament (Springfield, Mass.)
M8 vs. Siena W 71-65
M9 vs. Iona L 72-75

Collegiansider.com Postseason Tournament
M18 VMI L 100-111
* - Metro Atlantic Athletic Conference game

2014-15

Record: 18-15, 11-9 MAAC
Coach: Jim Baron
Captains: Josiah Heath, Zach Lewis

N15	Vermont	W	64-60
N18	at Lehigh	W	63-51
N22	at St. Bonaventure	L	53-59
N26	at Cornell	L	60-67
N29	Buffalo (FNC)	L	57-72
D3	at Saint Peter's *	W	60-57
D6	at Niagara *	W	77-64
D13	at Massachusetts	L	58-75
D18	Stony Brook (OT)	W	60-59
D21	Holy Cross	W	67-48
D30	UMKC	W	67-55
J2	Monmouth *	L	68-73
J4	Manhattan *	L	60-63
J8	at Marist *	W	67-52
J10	at Iona *	L	76-79
J16	Siena *	W	83-49
J18	Iona *	W	78-74
J22	at Fairfield *	W	64-50
J24	at Rider *	L	46-59
J30	Quinnipiac *	W	63-57
F1	Marist *	L	67-75
F6	at Manhattan *	L	69-78
F8	at Monmouth *	L	40-44
F13	Rider *	L	59-60
F15	Saint Peter's *	W	69-55
F19	at Siena * (OT)	W	69-63
F21	at Quinnipiac *	W	65-63
F24	Niagara *	L	71-82
F27	Fairfield *	W	72-65

MAAC Tournament (Albany, N.Y.)
M7 vs. Monmouth L 54-60
Collegiansider.com Postseason Tournament
M18 Dartmouth W 87-72
M21 at Bowling Green W 82-59
M28 at NJIT L 73-78
* - Metro Atlantic Athletic Conference game

2015-16

Record: 14-19, 8-12 MAAC
Coach: Jim Baron
Captains: Kevin Bleeker, Malcolm McMillan, Jamal Reynolds

N13	at Hofstra	L	85-96
N16	Lehigh	W	98-89
N21	Cornell	W	87-62
N24	St. Bonaventure	L	73-77
N28	at Buffalo (OT)	L	96-98
D4	Monmouth *	W	96-86
D5	Quinnipiac *	L	76-78

Continental Tire Las Vegas Classic (campus sites)
D10 at Penn State L 67-81
D12 at Kent State L 77-84
D19 Boston University W 84-68

Continental Tire Las Vegas Classic (Las Vegas)
D22 vs. ULM (31) (3OT) W 108-96
D23 vs. Nicholls (31) W 83-74

J2	at Marist *	W	92-83
J4	at Monmouth *	L	66-81
J7	Manhattan *	L	86-94
J9	Saint Peter's *	L	53-70
J12	at Dartmouth	L	69-80
J15	at Manhattan *	W	65-62
J17	at Quinnipiac *	W	63-53
J22	at Niagara *	W	70-61
J24	Siena *	L	78-99
J29	at Fairfield *	L	77-84
J31	at Rider *	L	68-79
F5	Iona *	L	66-84
F7	Rider *	W	67-61
F11	at Siena *	L	67-90
F14	at Saint Peter's	L	57-61
F18	Fairfield *	L	71-74
F20	Marist *	W	81-66
F25	Niagara *	W	65-60
F28	at Iona *	L	78-86

MAAC Tournament (Albany, N.Y.)
M3 vs. Niagara (3OT) W 102-97
M4 vs. Iona L 55-73
* - Metro Atlantic Athletic Conference game

ALL-TIME RESULTS

2016-17

Record: 18-16, 10-10 MAAC
 Coach: Reggie Witherspoon
 Captains: Jermaine Crumpton, Kiefer Douse, Kassius Robertson, Phil Valenti

Bluegrass Showcase (campus sites)

N13	at # 2 Kentucky	L	69-93
N15	at Cleveland State	L	64-67
N18	at Duquesne	W	78-77
N21	UT Martin	L	69-72
N23	Tennessee State	L	58-72
N26	at Youngstown State	W	90-84
D2	at Manhattan *	W	77-76
D4	at Monmouth *	L	88-94
D7	at Boston University	W	87-77
D10	St. Francis Brooklyn	W	91-81
D12	Albany	W	77-64
D17	at Buffalo (KBC) (OT)	W	94-87
D22	at St. Bonaventure (OT)	W	106-101
J2	Siena *	W	82-79
J4	Quinnipiac *	W	83-77
J8	at Iona *	L	98-75
J10	at Fairfield *	W	86-72
J14	Marist *	W	91-58
J16	Monmouth *	L	72-76
J20	at Quinnipiac *	L	90-95
J23	at Niagara *	L	84-91
J28	Manhattan *	W	78-64
J30	Rider *	L	66-72
F4	at Siena *	W	80-73
F6	at Saint Peter's *	W	72-70
F10	Niagara *	L	81-94
F14	Iona *	W	89-83
F17	at Rider *	W	85-77
F19	at Marist *	L	74-76
F24	Fairfield *	L	55-58
F26	Saint Peter's *	L	65-72

MAAC Tournament (Albany, N.Y.)

M2	vs. Marist	W	77-73
M3	vs. Saint Peter's	L	58-61

CollegiateInsider.com Postseason Tournament

M14	at Samford	L	74-78
-----	------------	---	-------

* - Metro Atlantic Athletic Conference game

2017-18

Record: 21-12, 15-3 MAAC
 Coach: Reggie Witherspoon
 Captains: Jermaine Crumpton, Malik Johnson

N11	at Buffalo	L	75-80
N14	at Air Force #	L	79-93
N18	Youngstown State	W	104-84
N21	at Tennessee State	L	52-60
N24	vs. Texas State (32) #	W	68-62
N25	vs. Arkansas-Pine Bluff (32) W	81-58	
N26	at Pacific #	L	58-80
D2	Dartmouth	W	73-60
D6	St. Bonaventure	L	65-73
D9	at Evansville	L	58-65
D16	at Albany	L	65-68
D19	Elon	W	67-51
D22	at Robert Morris	W	76-62
D29	Rider *	W	77-76
D31	Iona *	W	85-78
J5	at Quinnipiac *	W	82-74
J7	at Siena *	L	62-65
J12	Saint Peter's *	W	70-58
J14	Monmouth *	W	94-79
J19	at Manhattan *	W	68-59
J21	at Iona *	W	84-82
J27	Niagara *	L	89-105
F2	at Marist *	W	73-67
F4	at Saint Peter's *	W	73-58
F8	Siena *	W	89-65
F10	Quinnipiac *	W	71-64
F12	Fairfield *	W	81-63
F16	at Monmouth *	W	78-60
F18	at Rider *	L	83-82
F21	at Niagara *	W	95-88
F25	Marist *	W	98-74

MAAC Tournament (Albany, N.Y.)

M2	vs. Quinnipiac	L	69-72
----	----------------	---	-------

College Basketball Invitational (CBI)

M14	Jacksonville State (OT)	L	78-80
-----	-------------------------	---	-------

* - Metro Atlantic Athletic Conference game
 # - Men Against Breast Cancer Showcase

2018-19

Record: 15-17, 11-7 MAAC
 Coach: Reggie Witherspoon
 Captain: Malik Johnson

N13	at Bucknell	W	82-73
N17	Albany	L	66-75
N19	at #14/13 Florida State	L	61-93

2018 AdvoCare Invitational (Lake Buena Vista, Fla.)

N22	vs. Villanova (33)	L	56-83
N23	vs. Memphis (33)	L	63-71
N25	vs. UAB (33)	L	58-68
N28	at St. Bonaventure	L	55-70
D5	Robert Morris	W	68-62
D16	at Elon	W	92-91
D20	at Holy Cross	L	63-65
D29	#21/22 Buffalo	L	72-87
J3	at Marist *	W	75-72
J5	at Siena *	W	70-66
J8	Brown (OT)	L	90-97
J11	Rider *	L	73-82
J13	Iona *	L	70-88
J17	at Quinnipiac *	W	65-63
J19	at Fairfield *	W	73-68
J24	Monmouth *	W	80-66
J30	at Niagara *	L	70-78
F1	Quinnipiac *	W	75-70
F4	Marist * (OT)	L	71-78
F8	at Rider *	W	81-80
F9	at Saint Peter's *	W	64-60
F15	Fairfield *	W	72-68
F17	Manhattan *	L	65-70
F22	at Monmouth *	W	60-59
F24	at Iona *	L	80-87
F27	Niagara *	L	84-86
M1	Siena *	W	68-62

MAAC Tournament (Albany, N.Y.)

M8	vs. Manhattan (OT)	W	69-65
M10	vs. Monmouth	L	59-73

* - Metro Atlantic Athletic Conference game

2019-20

Record: 12-20, 7-13 MAAC
 Coach: Reggie Witherspoon
 Captain: Malik Johnson

N9	at Brown	L	68-75
N13	at Albany	L	57-83
N16	Bucknell	W	83-81
N23	St. Bonaventure (KBC)	W	61-57

Boca Raton Beach Classic, Presented by Sport Changes Life

N26	at UIC	W	94-64
D1	vs. Mercer (34)	W	76-66
D2	vs. Hofstra (34)	L	57-64
D4	at FAU	L	59-62
D14	Holy Cross	W	80-72
D18	at Buffalo	L	73-82
D23	at Siena *	L	72-73
D30	at Pitt	L	79-87
J3	Manhattan *	L	67-71
J5	Fairfield *	L	42-46
J10	at Monmouth *	L	65-84
J12	at Saint Peter's *	W	72-68
J17	Siena *	W	73-63
J19	Rider *	W	95-86
J24	at Iona *	L	66-69
J26	at Fairfield *	L	55-63
J31	Quinnipiac *	L	73-90
F2	Marist *	W	66-65
F7	at Rider *	L	60-61
F12	at Niagara *	L	66-69
F14	Monmouth *	L	71-85
F21	at Quinnipiac *	L	64-66
F23	at Manhattan *	W	57-56
F27	Iona *	L	65-86
F29	Saint Peter's *	L	68-69
M4	at Marist *	W	85-69
M6	Niagara *	W	67-63

MAAC Tournament (Atlantic City, N.J.)

M10	vs. Iona	L	60-70
-----	----------	---	-------

* - Metro Atlantic Athletic Conference game

2020-21

Record: 7-6, 7-5 MAAC
 Coach: Reggie Witherspoon
 Captain: Jordan Henderson, Jacco Fritz

D11	Marist *	W	81-72
D12	Marist *	L	52-56
D27	at Monmouth *	L	66-84
D28	at Monmouth *	L	69-97
J1	Saint Peter's *	W	70-58
J2	Saint Peter's *	W	63-60
F12	at Quinnipiac *	W	74-67
F13	at Quinnipiac *	W	89-70
F19	at Fairfield *	W	80-69
F20	at Fairfield *	L	53-66
M4	at Siena *	L	66-73
M5	at Siena *	W	76-75

MAAC Tournament (Atlantic City, N.J.)

M8	vs. Rider	L	76-78
----	-----------	---	-------

* - Metro Atlantic Athletic Conference game

2021-22

Record: 11-21, 7-13 MAAC
 Coach: Reggie Witherspoon
 Captains: Jordan Henderson, Jacco Fritz

N9	at Miami (Fla.)	L	67-77
N12	at East Carolina	L	71-83
N14	at #23 St. Bonaventure	L	60-69
N23	St. Bonaventure (KBC)	W	61-57

Cerebro Sports Lake Erie Challenge

N20	at Cleveland State	L	70-80
N22	Fredonia	W	106-40

Cerebro Sports Lake Erie Challenge

N22	Coppin State	W	76-75
N29	Cornell	L	75-89
D3	Fairfield *	L	68-74
D5	Monmouth *	L	65-79
D8	at Northern Kentucky	L	62-75
D11	at Youngstown State	L	43-71
D18	Buffalo (KBC)	W	65-64
D22	FGCU (OT)	W	97-90
J11	Quinnipiac *	W	79-67
J13	at Niagara *	L	58-68
J16	at Manhattan *	L	75-80
J18	at Saint Peter's *	L	57-65
J21	Rider *	W	70-69
J23	Saint Peter's *	W	63-60
J28	at Monmouth *	L	67-72
J30	at Rider *	L	62-70
F1	at Siena *	L	65-73
F4	Iona *	L	62-70
F6	Manhattan *	W	77-70
F12	at Marist *	L	70-71
F14	at Fairfield * (OT)	L	76-80
F19	Niagara *	L	54-65
F25	at Iona *	L	65-72
F27	at Quinnipiac *	W	72-67
M3	Marist *	W	78-67
M5	Siena *	W	67-64

MAAC Tournament (Atlantic City, N.J.)

M8	vs. Fairfield	L	50-72
----	---------------	---	-------

* - Metro Atlantic Athletic Conference game

2022-23

Record: 10-20, 8-12 MAAC
 Coach: Reggie Witherspoon
 Captains: Jordan Henderson, Jacco Fritz

N7	Youngstown State	L	92-81
N12	St. Bonaventure (OT)	W	84-80
N16	Cleveland State (OT)	L	58-57
N20	Fredonia	W	98-52
N22	at Cornell	L	79-70
N27	at Buffalo	L	86-66
D2	at Siena *	L	74-70
D4	at Iona *	L	90-60
D10	at Toledo	L	69-68
D18	at Penn State	L	97-67
D21	at FGCU	L	84-81
D31	Rider * (35)	L	66-64
J2	Mount St. Mary's * (35)	L	64-60
J6	at Manhattan *	W	64-57
J8	at Saint Peter's * (OT)	W	67-60
J13	Marist *	L	76-58
J15	Siena *	W	66-62
J20	at Fairfield *	L	67-58
J22	at Quinnipiac *	L	87-82
J29	Manhattan * (OT)	L	81-74
F3	at Niagara *	L	76-73
F5	at Marist *	L	75-67
F10	Iona *	L	80-59
F12	Quinnipiac *	W	85-65
F17	at Rider *	W	81-78
F19	at Mount St. Mary's *	L	75-74
F24	Saint Peter's *	W	66-53
F26	Fairfield *	W	64-51
M4	Niagara *	W	81-68

MAAC Tournament (Atlantic City, N.J.)

M7	vs. Mount St. Mary's (OT)	L	67-66
----	---------------------------	---	-------

* - Metro Atlantic Athletic Conference game

2023-24

Record: 14-18, 8-12 MAAC
 Coach: Reggie Witherspoon
 Captains: Tre Dinkins, TJ Gadsden

N8	at Syracuse	L	77-89
N11	at St. Bonaventure	W	70-67
N15	at Cleveland State	L	71-61
N20	D'Youville	W	109-69

2023 Northern Classic (Laval, Quebec)

N24	vs. Wofford (36)	W	76-67
N25	vs. Western Kentucky (36)	W	85-77
N26	vs. Bowling Green (36)	L	77-73
D1	Quinnipiac *	W	93-73
D3	Saint Peter's *	L	54-52
D6	Robert Morris	W	87-80
D9	at Pittsburgh	L	82-71
D22	at High Point	L	74-69
J5	at Mount St. Mary's *	L	78-70
J7	at Rider * (OT)	L	79-76
J12	Siena *	W	67-63
J15	Fairfield *	L	88-63
J19	at Iona *	L	70-58
J21	at Saint Peter's *	L	70-59
J26	Manhattan *	W	82-70
J28	Marist *	L	80-71
F4	at Quinnipiac *	L	88-63
F6	at Niagara *	L	69-64
F10	Iona *	W	73-69
F16	at Marist *	L	78-55
F18	at Siena *	W	73-64
F23	Niagara *	W	69-59
M1	Mount St. Mary's *	W	61-56
M3	Rider *	L	65-61
M7	at Fairfield *	L	74-62
M9	at Manhattan * (OT)	W	73-70

MAAC Tournament (Atlantic City, N.J.)

M12	vs. Mount St. Mary's	W	77-61
M13	vs. Quinnipiac	L	76-52

* - Metro Atlantic Athletic Conference game

ALL-TIME RESULTS

IN SEASON

TOURNAMENTS

54 Appearances: Won 51, Lost 64
12 Championships
11 Second-Place Finishes
9 Third-Place Finishes

1954	Queen City Invitational	Buffalo, N.Y.
1955	Queen City Invitational	Buffalo, N.Y.
1956	Queen City Invitational	Buffalo, N.Y.
1957	Queen City Invitational	Buffalo, N.Y.
1958	Queen City Invitational	Buffalo, N.Y.
1959	Queen City Invitational	Buffalo, N.Y.
1960	Queen City Invitational	Buffalo, N.Y.
1961	Queen City Invitational	Buffalo, N.Y.
1962	Queen City Invitational	Buffalo, N.Y.
1963	Queen City Invitational	Buffalo, N.Y.
1964	Queen City Invitational	Buffalo, N.Y.
1965	Queen City Invitational	Buffalo, N.Y.
1966	Queen City Invitational	Buffalo, N.Y.
1967	Queen City Invitational	Buffalo, N.Y.
1968	Queen City Invitational	Buffalo, N.Y.
1969	Queen City Invitational	Buffalo, N.Y.
1970	Queen City Invitational	Buffalo, N.Y.
1971	Queen City Invitational	Buffalo, N.Y.
1972	Queen City Invitational	Buffalo, N.Y.
1973	Queen City Invitational	Buffalo, N.Y.
1975	Kodak Classic	Rochester, N.Y.
1976	ECAC Tournament	Niagara Falls, N.Y.
1977	The Citadel Tournament	Charleston, S.C.
1978	Charlotte Classic	Charlotte, N.C.
1980	Rochester Classic	Rochester, N.Y.
1981	Show Me Classic	Columbia, Mo.
1983	Lapchick Tournament	Jamaica, N.Y.
1987	Budweiser Irish Classic	Cork, Ireland
1987	Josten's Classic	Philadelphia, Pa.
1988	WLKF Classic	Lakeland, Fla.
1989	Met Life Classic	San Francisco, Calif.
1990	Pepsi Classic	Poughkeepsie, N.Y.
1991	Hawaii-Hilo Tournament	Hilo, Hawaii
1991	Youngstown Holiday Tour.	Youngstown, Ohio
1992	Festival of Lights	Niagara Falls, N.Y.
1993	Canisius Classic	Buffalo, N.Y.
1994	Preseason NIT	Multiple Sites
1994	Delta Bearcat Classic	Cincinnati, Ohio
1994	Oneida Nation Classic	Green Bay, Wisc.
1995	Carrier Classic	Syracuse, N.Y.
1996	Dr. Pepper Classic	Chattanooga, Tenn.
1997	Lobo Classic	Albuquerque, N.M.
1998	Holiday Stores Classic	Bozeman, Mont.
1999	Binghamton Hoops Fest	Binghamton, N.Y.
1999	Hoosier Classic	Indianapolis, Ind.
2000	FIU Thanksgiving Shootout	Miami, Fla.
2001	AZCentral.com Classic	Tempe, Ariz.
2003	Great Alaska Shootout	Anchorage, Alaska
2004	ECAC Holiday Festival	New York, N.Y.
2009	So. Miss Christmas Classic	Gulfport, Miss.
2013	NIT Season Tip-Off	Multiple Sites
2015	Continental Tire Classic	Multiple Sites
2016	Bluegrass Classic	Multiple Sites
2017	Men Against Breast Cancer Showcase	Multiple Sites
2018	AdvoCare Invitational	Lake Buena Vista, Fla.
2019	Boca Raton Beach Classic, Presented by Sport Changes Life	Chicago, Ill./Boca Raton, Fla.
2021	Cerebro Sports Lake Erie Challenge	Cleveland, Ohio/Buffalo, N.Y.

CANISIUS HOME FACILITIES

1903-09Canisius College Hall *
1911-14Canisius College Court *
1924-34Elmwood Music Hall *
1934-35St. John Lyceum Court *
1935-36Elmwood Music Hall *
1936-40Broadway Auditorium *
1941-96Memorial Auditorium *
1996-99KeyBank Center *
1999-pres.Koessler Ath. Center *

* - unless otherwise noted.

RESULTS KEY

1Canton's Hall
2Twin City YMCA
3Central YMCA
4Dansville, N.Y.
5St. Teresa's Club
6Convention Hall
7Canisius High School
8St. Monica's Couty
9Elmwood Music Hall
10Canisius Hall
11Holy Family Auditorium
12St. Ann's Auditorium
13Williamsville, N.Y.
14Oriole Hall
15Broadway Auditorium
16Canisius College Gymnasium
17Dom Polski Hall
18Rochester, N.Y.
19Villa Gymnasium
20Boston Garden (Boston, Mass.)
21Cleveland, Ohio
22The Palestra (Philadelphia, Pa.)
23Madison Square Garden (NYC)
24Niagara Falls Conv. Center
25Alumni Arena (Buffalo, N.Y.)
26Sun National Bank Center (Trenton, N.J.)
27Times Union Center (Albany, N.Y.)
28Burt Jenkins Gym (Gulfport, Miss.)
29The RAC (Piscataway, N.J.)
30Alumni Gymnasium (Elon, N.C.)
31Orleans Arena (Las Vegas, Nev.)
32Spanos Center (Stockton, Calif.)
33HP Field House (Lake Buena Vista, Fla.)
34Abessinio Court (Boca Raton, Fla.)
35Gallagher Center (Lewiston, N.Y.)
36Bell Place (Laval, Quebec)

Canisius

MEN'S BASKETBALL