



CANISIUS BASEBALL GAME NOTES

Demske Sports Complex ▶ 2001 Main Street ▶ Buffalo, N.Y. 14208 ▶ Phone: (716) 888-8266
gogriffs.com ▶ @GriffsBaseball ▶ @MAACSports ▶ #Griffs ▶ #MAACBaseball

GOLDEN GRIFFINS

18-18
OVERALL

8-4
MAAC

-/-/-
RANKS (DIB/NCBWA/USAT)



AT



SAINTS

9-27
OVERALL

6-6
MAAC

-/-/-
RANKS (DIB/NCBWA/USAT)

Matt Mazurek
HEAD COACH, 5TH SEASON

100-96-1 (.510)
RECORD AT CANISIUS, 5TH SEASON

Tony Rossi
HEAD COACH, 53RD SEASON

932-1182-8 (.441)
RECORD AT SIENA, 53RD SEASON

2022 SCHEDULE

DATE	OPPONENT	TV	TIME/RESULT
FEBRUARY (4-4)			
2/18	vs. Pittsburgh	FloSports	W, 11-3
2/19	vs. Pittsburgh (DH)	FloSports	L, 2-12
2/19	vs. Pittsburgh (DH)	FloSports	L, 0-4
2/20	vs. Pittsburgh	FloSports	W, 15-7
2/25	at Morehead State	ESPN+	W, 11-4
2/26	at Morehead State (DH)	ESPN+	L, 3-4 (8 inn.)
2/26	at Morehead State (DH)	ESPN+	L, 2-5 (7 inn.)
2/27	at Morehead State	ESPN+	W, 6-2
MARCH (5-8)			
3/1	at West Virginia	ESPN+	L, 3-17
3/4	at No. 20 Liberty	ESPN+	L, 1-4
3/5	at No. 20 Liberty	ESPN+	L, 3-14
3/6	at No. 20 Liberty	ESPN+	L, 5-14
3/12	at Charleston Southern (DH)	W, 4-2	
3/12	at Charleston Southern (DH)	W, 15-12 (7 inn.)	
3/13	at Charleston Southern	W, 8-6	
3/18	at North Carolina A&T	ESPN+	L, 7-8 (13 inn.)
3/19	at North Carolina A&T	L, 4-16	
3/20	at North Carolina A&T	ESPN+	W, 4-0
3/25	at Manhattan*	L, 1-2	
3/26	at Manhattan*	W, 13-5	
3/27	at Manhattan*	L, 1-6	
APRIL (9-6)			
4/2	at Quinnipiac (DH)*	L, 2-5	
4/2	at Quinnipiac (DH)*	W, 15-9	
4/3	at Quinnipiac*	W, 5-4	
4/5	CORNELL	ESPN3	L, 10-11
4/8	IONA*	ESPN3	W, 12-6
4/9	IONA*	ESPN3	W, 13-3
4/10	IONA*	ESPN3	W, 12-4
4/12	at St. Bonaventure	W, 11-1	
4/14	MARIST	ESPN3	W, 17-12
4/15	MARIST*	ESPN3	L, 17-18
4/16	MARIST*	ESPN3	W, 11-3
4/20	at Niagara	L, 1-3	
4/23	at Ohio (DH)	YouTube	L, 7-8
4/23	at Ohio (DH)	YouTube	L, 5-9
4/26	ST. BONAVENTURE	ESPN3	W, 10-8
4/29	at Siena*	3 p.m.	
4/30	at Siena*	1 p.m.	
MAY			
5/1	at Siena*	1 p.m.	
5/6	NIAGARA*	ESPN3	3 p.m.
5/7	NIAGARA*	ESPN3	12 p.m.
5/8	NIAGARA*	ESPN3	11 a.m.
5/10	at Binghamton	ESPN+	5 p.m.
5/13	at Rider*	3 p.m.	
5/14	at Rider*	1 p.m.	
5/15	at Rider*	12 p.m.	
5/19	MONMOUTH*	ESPN3	12 p.m.
5/20	MONMOUTH* (DH)	ESPN3	12 p.m.

Home games in **bold** and **CAPS**
All times Eastern, subject to change

* - Metro Atlantic Athletic Conference (MAAC) Game

GAMES

37-39

CANISIUS AT SIENA

Location: Loudonville, N.Y.
Field: Connors Park
Friday, April 29 • 3 p.m.
Saturday, April 30 • 1 p.m.
Sunday, May 1 • 1 p.m.

Siena All-Access

Play-by-Play (Friday only): Joe Mixie

FIRST PITCH

Canisius heads to the Capital District for a three-game MAAC baseball series against Siena this weekend. The series begins with a 3 p.m. first pitch on Friday before 1 p.m. starts on Saturday and Sunday.

LAST TIME OUT

Graduate student **JAKE ZURAT** hit a two-run, pinch-hit, walk-off home run in the bottom of the ninth inning to give Canisius a 10-8 victory over St. Bonaventure in non-conference baseball action at the Demske Sports Complex on Tuesday.

Sophomore **MAX GRANT** went 4-for-4 at the plate for Canisius, logging a double, triple and three RBI. Junior **MIKE DeSTEFANO** also had a double and triple while going 3-for-5. Zurat and sophomore **CARLIN DICK** drove in a pair of runs apiece behind the power of two-run home runs.

Freshman **PEYTON CONSIGLI** earned his third victory of the season, allowing a hit and posting two strikeouts in an inning of work.

0 TO 100, REAL QUICK

Zurat's walk-off home run Tuesday cemented the 100th career head coaching victory for Golden Griffins head coach **MATT MAZUREK**.

With the win, Mazurek became the third skipper in program history to reach the century mark for wins, joining **MIKE McRAE** (405) and **DON COLPLOYS** (325).

Mazurek needed just 197 games to reach the 100-win plateau, beating his predecessor McRae to the milestone by 35 games (232).

SERIES HISTORY

Canisius and Siena have played 135 times prior to this weekend's series, all of which have come since 1987.

The 135 games against the Saints are the second-most against an opponent. Canisius has only played its Western New York rival, Niagara, more (221).

Siena is one of five schools Canisius has played at least 100 games against, joined by Niagara, Buffalo (134), LeMoyne (116) and St. Bonaventure (108).

Over the previous 135 meetings, Siena has the advantage, 80-55, including a 43-20 mark on their home field.

Canisius enters this weekend's series on a five-game win streak over the Saints and has won seven of the last nine.

Friday's game will be the first time the Griffis are playing at Connors Park since April 15, 2017, a span of 1,840 days.

RECORD BOOK

CANISIUS COACHES WITH 100 WINS

Coach	Years	Games to 100
Matt Mazurek	2018-22	197
Mike McRae	2005-17	232
Don Colploys	1977-01	239

RECORD BOOK

MOST GAMES AGAINST OPPONENTS

Opponent	First Game	Games
Niagara	1954	221
Siena	4/26/87	135
Buffalo	1954	134
LeMoyne	1954	116
St. Bonaventure	1954	108



Overall vs. Siena: Siena leads, 80-55
at Canisius: Siena leads, 32-31
at Siena: Siena leads, 43-20
at Neutral Sites: Siena leads, 5-4
First Meeting: . . . 4/26/87 at Canisius — L, 10-13 (8)
Last Meeting: 3/24/19 at Canisius — W, 5-4

LAST 5 GAMES VS. SIENA

DATE	SITE	RESULT	SCORE
4/14/17	Loudonville, N.Y.	W	4-2
4/15/17	Loudonville, N.Y.	W	7-2
3/23/19	Buffalo, N.Y.	W	14-12
3/24/19	Buffalo, N.Y.	W	4-3
3/24/19	Buffalo, N.Y.	W	5-4

SCOUTING REPORT



.290	<< BATTING AVERAGE	.249
267	<< RUNS	196
65	DOUBLES >>	74
13	<< TRIPLES	5
33	<< HOME RUNS	24
233	<< RBI	170
.393	<< ON-BASE PERCENTAGE	.351
.436	<< SLUGGING PERCENTAGE	.376
46/53 (.868)	<< SB/ATT (SB PCT.)	21/30 (.700)
5.98	<< EARNED-RUN AVERAGE	8.37
331	<< STRIKEOUTS	275
.269	<< OPPONENT BATTING AVG.	.309
1.65	<< WHIP	1.98
.961	<< FIELDING PERCENTAGE	.955

COMMUNICATIONS

MARSHALL HAIM

Athletic Communications Graduate Assistant

Email: haimm@canisius.edu

Phone: (716) 465-4945 (mobile)

2022 CANISIUS BASEBALL ROSTER

ROSTER BY POSITION

PITCHERS (18)

NO.	NAME	POS	B/T	HT	WT.	CLASS	HOMETOWN / PREVIOUS SCHOOL(S)
14	Matt Duffy	RHP	L/R	6'1"	195	So.	Burlington, Ontario / Assumption Catholic Secondary
16	Brett Kochanski	RHP	R/R	5'11"	167	Sr.	Cheektowaga, N.Y. / Cleveland Hill
19	Tom Peltier	LHP	L/L	6'1"	165	Jr.	Wheatfield, N.Y. / Niagara Wheatfield
20	David Yankowski	RHP	R/R	5'10"	180	Sr.	Valatie, N.Y. / Ichabod Crane
21	Levi Abbott	RHP	R/R	6'3"	194	So.	Lethbridge, Alberta / Vauxhall Academy
23	Jeff DeStefano	LHP	R/L	6'2"	207	Gr.	Liverpool, N.Y. / Liverpool
25	Chris Pouliot	LHP	L/L	6'0"	175	Jr.	Boischatel, Québec / Cardinal-Roy Secondary / Pittsburgh
26	Aaron Duffy	RHP	L/R	6'4"	202	Fr.	Burlington, Ontario / Assumption Catholic Secondary
27	Rockne Seidel	RHP	L/R	6'1"	190	Jr.	Edinboro, Pa. / Cathedral Prep
28	Justin Guillano	LHP	L/L	6'4"	210	R-Fr.	Ellenville, N.Y. / Ellenville
30	Tyler Hoover	LHP	L/L	6'5"	200	Fr.	Pittsburgh, Pa. / Penn-Trafford
31	Tyler Greenleaf	RHP	R/R	6'2"	200	Fr.	Canonsburg, Pa. / Canon-McMillan
32	Andrew Fron	RHP	R/R	6'3"	210	Sr.	Buffalo, N.Y. / Kenmore West
34	Cole Murray	RHP	R/R	6'0"	187	Jr.	Getzville, N.Y. / St. Mary's / Iona / Wells College
35	Alec Ritzenthaler	LHP	L/L	6'3"	193	Sr.	Niskayuna, N.Y. / Niskayuna
38	Lukas Barry	RHP	R/R	6'0"	185	Jr.	Mississauga, Ontario / St. Aloysius Gonzaga / Connors State / Saint Louis
39	Peyton Consigli	RHP	L/R	6'5"	195	Fr.	Fonthill, Ontario / St. Francis High (N.Y.)
40	Joe Abramson	LHP	L/L	5'9"	168	Fr.	Brooklyn, N.Y. / Xavierian

CATCHERS (5)

NO.	NAME	POS	B/T	HT	WT.	CLASS	HOMETOWN / PREVIOUS SCHOOL(S)
5	J.T. Ennen	C	R/R	5'11"	192	R-Fr.	McKinney, Texas / Jesuit College Prep Dallas
10	Mike Mazzara	C	R/R	5'11"	195	R-Sr.	Buffalo, N.Y. / Canisius
13	Jake Zurat	C	R/R	5'10"	196	Gr.	East Amherst, N.Y. / Williamsville North
22	Trevor Henneman	C/1B	R/R	6'0"	208	Sr.	Painted Post, N.Y. / Corning-Painted Post

INFIELDERS (11)

NO.	NAME	POS	B/T	HT	WT.	CLASS	HOMETOWN / PREVIOUS SCHOOL(S)
1	Trent Rumley	INF	R/R	5'7"	170	Fr.	Cowlesville, N.Y. / St. Mary's
2	Gibson Krzeminski	INF/OF	S/R	5'11"	205	Gr.	Tecumseh, Ontario / St. Anne / Iowa Western CC
6	Kyle Kush	INF	L/R	5'9"	165	Sr.	Guelph, Ontario / Guelph Collegiate Vocational Institute
7	Mike Steffan	1B/OF	S/R	6'2"	200	R-Sr.	Williamsville, N.Y. / Williamsville East
8	Max Grant	INF	L/R	6'0"	188	So.	Fredericton, New Brunswick / Vauxhall Academy
12	Kenny Dodson	INF/OF	R/R	5'10"	155	Jr.	Airmont, N.Y. / Suffern
15	Brennan Chisholm	INF/OF	R/R	5'9"	165	Jr.	North Chatham, Mass. / Chesire Academy / Northern Essex CC
17	Vinny Chiarenza	1B/OF	R/R	6'2"	210	Gr.	Grand Island, N.Y. / Canisius / Niagara County CC
24	Josh Niles	INF	R/R	6'3"	185	R-Fr.	St. Thomas, Ontario / St. Joseph's
33	Ethan Hennessy	INF	R/R	6'4"	203	R-Fr.	Norfolk, Va. / Norfolk Academy
37	Alex Terry-Emanuel	INF	R/R	5'10"	180	Fr.	Hyattsville, Md. / The Heights School

OUTFIELDERS (5)

NO.	NAME	POS	B/T	HT	WT.	CLASS	HOMETOWN / PREVIOUS SCHOOL(S)
3	Jack Migliore	OF	R/R	6'0"	190	R-So.	Hamburg, N.Y. / Hamburg
4	Mike DeStefano	OF/INF	L/R	6'0"	170	Jr.	Liverpool, N.Y. / Liverpool
9	Cole Sebastian	OF	R/R	6'0"	170	Fr.	Eldred, Pa. / Otto-Eldred
11	Jackson Strong	OF	L/L	6'1"	185	Fr.	West Seneca, N.Y. / West Seneca East
18	Carlin Dick	OF	L/L	5'8"	215	So.	Abbotsford, British Columbia / Vauxhall Academy
29	Dylan Vincent	OF/1B	L/R	6'0"	215	Sr.	Eldred, Pa. / Olean (N.Y.)

BASEBALL COACHING AND SUPPORT STAFF

HEAD COACH: Matt Mazurek (Canisius '06), 5th Season, 17th with Program
PITCHING/ASSISTANT COACH: Jeremy Hileman (Kutztown '18), 1st Season
ASSISTANT COACH: Garrett Cortright (Canisius '13), 2nd Season, 5th with Program
VOLUNTEER ASSISTANT COACH: Matthew Wells (NYU '18), 1st Season

ATHLETIC TRAINER: Manny Corona (SUNY Brockport '20), 2nd Season

PRONUNCIATION GUIDE

NO.	NAME	PRONUNCIATION	NO.	NAME	PRONUNCIATION	NO.	NAME	PRONUNCIATION
2	Gibson Krzeminski	KRIH-min-skee	17	Vinny Chiarenza	SHURR-en-zuh	33	Ethan Hennessy	Hen-ih-see
3	Jack Migliore	Mig-lee-oar-EE	19	Tom Peltier	PELL-teer	35	Alec Ritzenthaler	Ritz-inn-taylor
4	Mike DeStefano	Dih-STEF-ah-no	20	David Yankowski	Yan-COW-skee	39	Peyton Consigli	Kun-sig-lee
5	J.T. Ennen	Enn-inn	22	Trevor Henneman	Hen-ih-min	40	Joe Abramson	AY-bram-sin
7	Mike Steffan	Stef-INN	23	Jeff DeStefano	Dih-STEF-ah-no			
10	Mike Mazzara	Muh-zarr-ah	25	Chris Pouliot	Pooh-lee-OTT	HC	Matt Mazurek	Muh-zurr-ick
13	Jake Zurat	Zurr-AT	27	Rockne Seidel	Rock-nee Sigh-dell	AC	Jeremy Hileman	High-uhl-min
15	Brennan Chisholm	Chizz-umm	28	Justin Guillano	Julee-ahh-no			
16	Brett Kochanski	KO-han-skee	32	Andrew Fron	Rhymes with yawn			

NUMERICAL ROSTER

#	NAME	POS	B/T	HT	WT	YR
1	Trent Rumley	INF	R/R	5'7"	170	Fr.
2	Gibson Krzeminski	INF/OF	S/R	5'11"	205	Gr.
3	Jack Migliore	OF	R/R	6'0"	190	R-So.
4	Mike DeStefano	OF/INF	L/R	6'0"	170	Jr.
5	J.T. Ennen	C	R/R	5'11"	192	R-Fr.
6	Kyle Kush	INF	L/R	5'9"	165	Sr.
7	Mike Steffan	1B/OF	S/R	6'2"	200	R-Sr.
8	Max Grant	INF	L/R	6'0"	188	So.
9	Cole Sebastian	OF	R/R	6'0"	170	Fr.
10	Mike Mazzara	C	R/R	5'11"	195	R-Sr.
11	Jackson Strong	OF	L/L	6'1"	185	Fr.
12	Kenny Dodson	INF/OF	R/R	5'10"	155	Jr.
13	Jake Zurat	C	R/R	5'10"	196	Gr.
14	Matt Duffy	RHP	L/R	6'1"	195	So.
15	Brennan Chisholm	INF/OF	R/R	5'9"	165	Jr.
16	Brett Kochanski	RHP	R/R	5'11"	167	Sr.
17	Vinny Chiarenza	1B/OF	R/R	6'2"	210	Gr.
18	Carlin Dick	OF	L/L	5'8"	215	So.
19	Tom Peltier	LHP	L/L	6'1"	165	Jr.
20	David Yankowski	RHP	R/R	5'10"	180	Sr.
21	Levi Abbott	RHP	R/R	6'3"	194	So.
22	Trevor Henneman	C/1B	R/R	6'0"	208	Sr.
23	Jeff DeStefano	LHP	R/L	6'2"	207	Gr.
24	Josh Niles	INF	R/R	6'3"	185	R-Fr.
25	Chris Pouliot	LHP	L/L	6'0"	175	Jr.
26	Aaron Duffy	RHP	L/R	6'4"	202	Fr.
27	Rockne Seidel	RHP	L/R	6'1"	190	Jr.
28	Justin Guillano	LHP	L/L	6'4"	210	R-Fr.
29	Dylan Vincent	OF/1B	L/R	6'0"	215	Sr.
30	Tyler Hoover	LHP	L/L	6'5"	200	Fr.
31	Tyler Greenleaf	RHP	R/R	6'2"	200	Fr.
32	Andrew Fron	RHP	R/R	6'3"	210	Sr.
33	Ethan Hennessy	INF	R/R	6'4"	203	R-Fr.
34	Cole Murray	RHP	R/R	6'0"	187	Jr.
35	Alec Ritzenthaler	LHP	L/L	6'3"	193	Sr.
37	Alex Terry-Emanuel	INF	R/R	5'10"	180	Fr.
38	Lukas Barry	RHP	R/R	6'0"	185	Jr.
39	Peyton Consigli	RHP	L/R	6'5"	195	Fr.
40	Joe Abramson	LHP	L/L	5'9"	168	Fr.

BY STATE / PROVINCE



2022 CANISIUS BASEBALL TV ROSTER



1

TRENT RUMLEY
INF | FR | COWLESVILLE, N.Y.



2

GIBSON KRZEMINSKI
INF/OF | GR | TECUMSEH, ONTARIO



3

JACK MIGLIORE
OF | R-SO | HAMBURG, N.Y.



4

MIKE DeSTEFANO
OF/INF | JR | LIVERPOOL, N.Y.



5

J.T. ENNEN
C | R-FR. | MCKINNEY, TEXAS



6

KYLE KUSH
INF | SR | GUELPH, ONTARIO



7

MIKE STEFFAN
1B/OF | GR. | WILLIAMSVILLE, N.Y.



8

MAX GRANT
INF | SO | FREDERICTON, N.B.



9

COLE SEBASTIAN
OF | FR | ELDRED, PA.



10

MIKE MAZZARA
C | R-SR. | BUFFALO, N.Y.



11

JACKSON STRONG
OF | FR | WEST SENECA, N.Y.



12

KENNY DODSON
INF/OF | JR | AIRMONT, N.Y.



13

JAKE ZURAT
C | GR | EAST AMHERST, N.Y.



14

MATT DUFFY
RHP | SO | BURLINGTON, ONTARIO




15

BRENNAN CHISHOLM
1B/OF | JR | N. CHATHAM, MASS.



16

BRETT KOCHANSKI
RHP | SR | CHEEKTOWAGA, N.Y.



17

VINNY CHIARENZA
1B/OF | GR | GRAND ISLAND, N.Y.



18

CARLIN DICK
OF | SO | ABBOTTSFORD, B.C.



19

TOM PELTIER
LHP | JR | WHEATFIELD, N.Y.



20

DAVID YANKOWSKI
RHP | SR | VALATIE, N.Y.



21

LEVI ABBOTT
RHP | SO | LETHBRIDGE, ALBERTA



22

TREVOR HENNEMAN
C/1B | SR | PAINTED POST, N.Y.



23

JEFF DeSTEFANO
LHP | GR | LIVERPOOL, N.Y.



24

JOSH NILES
INF | R-FR | ST. THOMAS, ONTARIO




25

CHRIS POULIOT
LHP | JR | BOISCHATEL, QUÉBEC



26

AARON DUFFY
RHP | FR | BURLINGTON, ONTARIO



27

ROCKNE SEIDEL
RHP | JR | EDINBORO, PA.



28

JUSTIN GUILIANO
LHP | R-FR | ELLENVILLE, N.Y.



29

DYLAN VINCENT
OF/1B | SR | ELDRED, PA.



30

TYLER HOOVER
LHP | FR | PITTSBURGH, PA.



31

TYLER GREENLEAF
RHP | FR | CANONSBURG, PA.



32

ANDREW FRON
RHP | SR | BUFFALO, N.Y.



33

ETHAN HENNESSY
INF | R-FR | NORFOLK, VA.



34

COLE MURRAY
RHP | FR | GETZVILLE, N.Y.



35

ALEC RITZENHALLER
LHP | SR | NISKAYUNA, N.Y.



37

ALEX TERRY-EMANUEL
INF | FR | HYATTSVILLE, MD.



38

LUKAS BARRY
RHP | JR | MISSISSAUGA, ONTARIO



39

PEYTON CONSIGLI
RHP | FR | FONTHILL, ONTARIO



40

JOE ABRAMSON
LHP | FR | BROOKLYN, N.Y.



HC

MATT MAZUREK
HEAD COACH | 5TH SEASON



AC

JEREMY HILEMAN
ASSISTANT COACH | 1ST SEASON




AC

GARRETT CORTRIGHT
ASSISTANT COACH | 2ND SEASON



VA

MATT WELLS
VOLUNTEER ASSISTANT | 1ST SEASON



AT

MANNY CORONA
ATHLETIC TRAINER | 2ND SEASON



2022 CANISIUS BASEBALL GAME NOTES

CANISIUS QUICK FACTS

GENERAL INFORMATION

Location Buffalo, N.Y.
 Enrollment 3,120
 Founded 1870
 Nickname Golden Griffins
 School Colors Blue (Pantone 289), Gold (Pantone 124)
 Conference Metro Atlantic Athletic Conference (MAAC)
 President John J. Hurley
 Athletics Director Bill Maher
 Athletics Website www.gogriffs.com

HISTORY

Seasons of Baseball 69th
 First Season 1954
 First Division I Season 1986
 All-Time Record (Win %) 980-1184-5 (.453)
 MAAC Regular-Season Titles (last) 5 (2019)
 MAAC Postseason Tournament Titles (last) 3 (2018)
 NCAA Tournament Appearances (last) 3 (2018)
 NCAA Tournament Record 0-6
 Consecutive NCAA Appearances 1 (2013-2014)
 College World Series Appearances None

DEMSKE SPORTS COMPLEX

Year Opened (Seasons) 1989 (34th)
 All-Time Record (Win %) 281-247-1 (.532)
 Record under Matt Mazurek 40-13 (.755)

COACHING STAFF

Head Coach Matt Mazurek (Canisius '09)
 Record at Canisius 100-96-1 (.510)
 Overall Record 100-96-1 (.510)
 Assistant Coach Jeremy Hileman (Kutztown '18)
 Assistant Coach Garrett Cortright (Canisius '13)
 1st Season
 2nd Season

2021 REVIEW

Overall Record 20-16
 MAAC Record (Finish) 17-13 (4th)
 Home Record 13-4
 Away Record 7-11
 Neutral Record 0-1
 MAAC Tournament Lost in semifinals to Fairfield
 NCAA Tournament N/A

2022 TEAM INFORMATION

Letterwinners Returning / Lost 27 / 12
 Newcomers 12
 Fr / So / Jr / Sr / Gr 9 / 8 / 9 / 7 / 6
 Batters Returning / Lost 17 / 5
 Pitcher Returning / Lost 10 / 7

COMMUNICATIONS

Marshall Haim Athletic Communications Graduate Assistant
 Office (716) 888-8266
 Mobile (716) 465-4945
 Email haimm@canisius.edu
 Mailing Address Canisius College Athletics
 2001 Main Street
 Buffalo, N.Y. 14208
 Twitter/Instagram @GoGriffs
 Hashtags #Griffs | #MAACBaseball

NUMBERS TO KNOW

.814

Canisius has an 83-19 record (.814 win percentage) when out-hitting its opponents since head coach **MATT MAZUREK** took over the Canisius program before the 2018 season. The Griffis are currently 16-5 this season when out-hitting their opponents.

.907

Canisius is 68-7 when leading after eight innings of play (.907 win percentage) under the tutelage of **MATT MAZUREK**. Canisius is a perfect 16-0 this season in those instances.

6

Sophomore **MAX GRANT** is six hits away from reaching his 100th career hit. Only graduate student **MIKE STEFFAN** is the only active Golden Griffin with 100 career hits (102).

80

In his start last Saturday at Ohio, sophomore right-handed pitcher **MATT DUFFY** became just the fourth Canisius pitcher to register an 80-strikeout season. Duffy joined **JOE MAMOTT** (85) in 1994, **J.P. STEVENSON** (93) in 2018 and **MARK WEST** (99) in 2000.

111

Since 2018, when head coach **MATT MAZUREK** took over the Canisius baseball program, the Griffis have found success scoring in the middle portions of games. From the fourth to sixth innings, Canisius has outscored its opponents by 111 runs, 497-386. In the other six innings (1st-to-3rd and 7th-to-9th), the run differential is plus-47 (764-717).

INFIELDER - #8 MAX GRANT



Sophomore infielder **MAX GRANT** is batting .469 (23-of-49) over 12 MAAC games this season. Of his 23 hits, Grant has 11 extra-base hits (seven doubles, a triple, three home runs), leading to an .837 slugging percentage. The Fredericton, New Brunswick, native has 20 RBI in conference play and drawn 12 walks (.587 OBP).

WHAT IS A GRIFFIN?

The Griffin is a mythical creature of supposed gigantic size that has the head, forelegs and wings of an eagle and the hindquarters, tail and ears of a lion. They are well known for their speed, ability to fly and having eyes like an eagle as well as the strength and courage of a lion.

Griffins have been known for centuries as symbols of strength and vigilance, have been called "The Hounds of Zeus" in Greek mythology and are said to have mastery of both the land and sky.

They are thought to be from India, where the natives of the land made their talons and claws into drinking cups because the talon of a Griffin was said to detect poison in a liquid. Griffins would find gold in the mountains and line their nests with it and as a result, were forced to become great guardians of the nests to keep the hunters away.



2022 CANISIUS BASEBALL GAME NOTES



AROUND THE MAAC

2022 PLAYERS OF THE WEEK

Feb. 22	Player.....	Mike Steffan (Canisius)
	Pitcher.....	Trey Dombroski (Monmouth)
	Rookie.....	Peyton Consigli (Canisius)
March 1	Player.....	Max Grant (Canisius)
	Pitcher.....	Trey Dombroski (Monmouth)
	Rookie.....	Aaron Duffy (Canisius)
March 8	Player.....	David Bermudez (Manhattan)
	Pitcher.....	Jordan Warecke (Manhattan)
March 15	Player.....	James Harmstead (Monmouth)
	Pitcher.....	Trey Dombroski (Monmouth)
	Rookie.....	Peyton Consigli (Canisius)
March 22	Player.....	Brendan O'Donnell (Rider)
	Pitcher.....	Alex Pansini (Marist)
	Rookie.....	Jay Bant (Monmouth)
March 29	Player.....	Nick Hohenstein (Siena)
	Pitcher.....	Rob Hensey (Monmouth)
	Rookie.....	Dean Ferrara (Fairfield)
April 5	Player.....	David Bermudez (Manhattan)
	Pitcher.....	Collin McVeigh (Fairfield)
	Rookie.....	Peyton Consigli (Canisius)
April 12	Player.....	Robbie Armitage (Marist)
	Pitcher.....	Trey Dombroski (Monmouth)
	Rookie.....	Nathan Lincoln (Marist)
April 19	Player.....	Max Grant (Canisius)
	Pitcher.....	Trey Dombroski (Monmouth)
	Rookie.....	Reed Interdonato (Monmouth)
April 26	Player.....	Garvin Noriega (Marist)
	Pitcher.....	John Noviello (Fairfield)
	Rookie.....	Jack Bowery (Marist)

2022 PRESEASON ALL-MAAC TEAM

Player	Pos	Year	Team
Mike Caruso	C	Gr.	Fairfield
Vinny Chiarenza	1B	Gr.	Canisius
Dixon Black	2B	So.	Monmouth
David Bermudez	3B	Gr.	Manhattan
Dylan Hoy	SS	Jr.	Marist
Carlin Dick	OF	So.	Canisius
Mike Handal	OF	Sr.	Fairfield
Brian Hart	OF	Sr.	Marist
Ryan McGee	OF	Sr.	Siena
Matt Padre	DH	Gr.	Manhattan
Max Grant	UTIL	Gr.	Canisius
Trey Dombroski	P	Jr.	Monmouth

Preseason Player of the Year: Mike Caruso (Fairfield)

2022 MAAC BASEBALL STANDINGS

Standings through games played on April 27, 2022

SCHOOL	MAAC			OVERALL			H	A	N	RPI
	W-L	PCT	STRK	W-L	PCT	STRK				
Fairfield	12-3	.800	W3	24-15	.615	W5	10-1	12-11	2-3	105
Marist	10-5	.667	W3	21-14	.600	W3	5-2	15-11	1-1	138
Rider	8-4	.667	L1	21-18	.538	W1	6-5	12-12	3-1	175
Canisius	8-4	.667	W1	18-18	.500	W1	6-2	10-14	2-2	203
Manhattan	7-8	.467	W1	17-20	.459	L1	5-5	10-14	2-1	194
Monmouth	7-5	.583	L3	18-19	.486	L3	9-3	5-13	4-3	217
Siena	6-6	.500	L2	9-27	.250	L2	5-5	4-22	0-0	262
Quinnipiac	4-8	.333	W1	11-24	.314	W1	5-4	6-19	0-1	256
Niagara	4-8	.333	W2	9-26	.257	W3	6-2	3-22	0-2	282
Saint Peter's	3-9	.250	L3	6-31	.162	L5	1-4	5-26	0-1	283
Iona	3-12	.200	L1	3-33	.083	L3	3-9	0-24	0-0	293

MAX PRODUCTION

Sophomore infielder **MAX GRANT** recorded his fifth four-hit game of the season in Tuesday's walk-off victory over St. Bonaventure.

Grant is just the seventh player since 2000 to register at least three four-hit games in a single season. The Frederickton, New Brunswick, native joins **KEVIN MAILLOUX** (2009), **SEAN JAMIESON** (2010), **DREW PETTIT** (2011), **RYAN STEKL** (2017), **LIAM WILSON** (2018) and **MARK McKENNA** (2018).

In Grant's quintet of four-hit games, he has posted an .800 batting average, going 20-of-25, with two doubles, a triple, three home runs and 15 RBI. He also has an .821 on-base percentage and a 1.320 slugging percentage (2.141 OPS) during his four-hit games.

NO SOPHOMORE SLUMP

On March 29, Grant was named to DBaseball.com's Top 30 list for Division I second baseman on March 29.

Coming in ranked as the 26th-best second baseman, Grant was the lone representative from the MAAC on the list.

Having appeared and started in all 36 games for the Griffs this season, Grant has a .416 batting average, which leads the MAAC and ranks 12th amongst Division I players.

Grant's .416 batting average is the fifth-highest by a true-sophomore this season. Only Virginia Tech's **JACK HURLEY** (.430), Davidson's **MICHAEL CARICO** (.424) and Dartmouth's **TYLER COX** (.423) and Davidson's **RYAN WILSON** (.422) have higher averages.

JOINING THE .400 CLUB?

If Grant keeps his batting average north of .400, he would become the third Canisius player to ever hit for a .400 average in a season. He would be the first Griffs batter with a .400 average in a season since **JEREMY ROSS** (.400) did so in 1997. **KEVIN VOGEL** was the first when he batted a Canisius single-season best .436 in 1985.

In Grant's 64 career games at Canisius, Grant is hitting .405, which currently ranks as the highest career batting average in program history. The lone Canisius batter to ever hit for a .400 average at Canisius was Vogel (.402) during his three-year career between 1985-87.

Grant's .405 career batting average is the highest by an active Division I player. He is just one of three players with a career average of .400, joined by Jackson State's **TY HILL** (.403) and James Madison's **CHASE DeLAUTER** (.402).

DUFFY CLIMBING THE RANKS

Sophomore right-handed pitcher **MATT DUFFY** struck out six batters in the opening game of last Saturday's doubleheader at Ohio.

Duffy now has struck out 80 batters over his 10 starts this season, which is the fourth-highest total by a Canisius pitcher in a season. He is five punchouts away from tying No. 3 **JOE MAMOTT** (85 in 1994). Duffy is 13 away from No. 2 **J.P. STEVENSON** (93 in 2018) and 19 shy of **MARK WEST**'s program-record of 99 strikeouts in 2000.

With 80 strikeouts in 62⅓ innings, Duffy has an 11.49 strikeout-per-9-inning ratio, which ranks fifth in program history. Only **TYLER SMITH** (12.14 in 2015), **RYAN BOYER** (12.03 last year), Mamott (11.95 in 1994) and Smith (11.89 in 2016) have higher ratios.

For his career, Duffy has a 1.81 walks-per-9-inning ratio, which is the lowest by a Canisius pitcher in program history. **DOUG CARLSON** has the second-lowest figure (1.90 in 1980 and 1982-83) by a Griffs hurler.

RECORD BOOK

MOST 4-HIT GAMES IN SINGLE SEASON		
Since 2000		
Player	Year	4+ Hits
Max Grant	2022	5
Kevin Mailloux	2009	3
Sean Jamieson	2010	3
Drew Pettit	2011	3
Ryan Stekl	2017	3
Liam Wilson	2018	3
Mark McKenna	2018	3

NCAA LEADERS

HIGHEST BATTING AVERAGES		
This Season — True Sophomores		
Player	School	AVG
Jack Hurley	Virginia Tech	.430
Michael Carico	Davidson	.424
Tyler Cox	Dartmouth	.423
Ryan Wilson	Davidson	.422
Max Grant	Canisius	.416

RECORD BOOK

HIGHEST BATTING AVERAGE		
Canisius Program History		
Player	Year	AVG
Kevin Vogel	1985	.436
Max Grant	2022	.416
Jeremy Ross	1997	.400
HIGHEST CAREER BATTING AVERAGE		
Canisius Program History		
Player	Year	AVG
Max Grant	2022	.416
Kevin Vogel	1985	.436

RECORD BOOK

MOST STRIKEOUTS IN SINGLE SEASON		
Canisius Program History		
Player	Year	SO
Mark West	2000	99
J.P. Stevenson	2018	93
Joe Mamott	1994	85
Matt Duffy	2022	80



2022 CANISIUS BASEBALL GAME NOTES

CANISIUS STATISTICALLY...



IN TOP-150



IN MAAC

STATISTIC RANKINGS

(Through games completed on 4/27/22)

	STAT	NCAA	MAAC
BASE ON BALLS	182	93rd	3rd
BATTING AVERAGE	.290	68th	2nd
DOUBLE PLAYS	18	—	7th
DOUBLE PLAYS / GAME	0.5	—	7th
DOUBLES	65	—	6th
DOUBLES / GAME	1.81	148th	6th
EARNED RUN AVERAGE	5.98	—	4th
FIELDING PERCENTAGE	.961	—	6th
HIT BATTERS	55	65th	4th
HIT BY PITCH	45	141st	4th
HITS	377	109th	2nd
HITS ALLOWED / 9 INN.	9.39	123rd	2nd
HOME RUNS	33	—	4th
HOME RUNS / GAME	0.92	142nd	4th
ON-BASE PERCENTAGE	.393	55th	2nd
RUNS	267	104th	3rd
SACRIFICE BUNTS	5	—	10th
SACRIFICE FLIES	9	—	9th
SCORING	7.4	57th	2nd
SHUTOUTS	1	120th	2nd
SLUGGING PERCENTAGE	.435	122nd	2nd
STOLEN BASES	46	118th	3rd
STEALS / GAME	1.28	104th	3rd
SO / BB RATIO	1.78	—	5th
STRIKEOUTS / 9 INN.	9.7	52nd	1st
TRIPLES	13	31st	1st
TRIPLES / GAME	0.36	27th	1st
WHIP	1.65	—	5th
WALKS / 9 INN.	5.48	148th	6th

INDIVIDUAL (ALL GAMES)

BATTING AVERAGE

Max Grant	.416	12th	1st
Mike DeStefano	.358	—	6th

HITS

Max Grant	62	36th	1st
Mike DeStefano	54	143rd	3rd

HITS ALLOWED PER 9 INNINGS

Matt Duffy	7.47	149th	3rd
------------	------	-------	-----

ON-BASE PERCENTAGE

Max Grant	.506	22nd	2nd
-----------	------	------	-----

RUNS

Mike DeStefano	41	121st	2nd
----------------	----	-------	-----

RUNS BATTED IN

Mike Steffan	40	123rd	3rd
--------------	----	-------	-----

SLUGGING PERCENTAGE

Max Grant	.660	88th	2nd
-----------	------	------	-----

STOLEN BASES

Mike DeStefano	15	94th	2nd
----------------	----	------	-----

STRIKEOUT / WALK RATIO

Matt Duffy	6.15	34th	4th
------------	------	------	-----

STRIKEOUTS

Matt Duffy	80	23rd	2nd
------------	----	------	-----

STRIKEOUTS PER 9 INNINGS

Matt Duffy	11.49	72nd	4th
------------	-------	------	-----

WALKS + HITS PER INNING PITCHED

Matt Duffy	1.04	60th	3rd
------------	------	------	-----

WALKS PER 9 INNINGS

Matt Duffy	1.87	84th	4th
------------	------	------	-----

WALK IT OFF!

Graduate student **JAKE ZURAT** hit a two-run, pinch-hit, walk-off home run on Tuesday against St. Bonaventure. Zurat is the first Canisius' batter since 2017 to hit a walk-off home run.

The ninth-inning blast to center field by Zurat was Canisius' first walk-off home run since **RYAN STEKL** clubbed a three-run home run against Buffalo on April 11, 2017.

Before Stekl, that had been seven additional walk-off home runs by the Griffs since 2007. **JAKE LUMLEY** hit one on March 29, 2015, against Fairfield to win the first game of a doubleheader. **CONNOR PANAS** (March 19, 2014) and **SEAN JAMIESON** (March 30, 2011) each hit one against Buffalo. **STEVE McQUAIL** hit a game-winning round-tripper against "Battle of the Bridge" rival Niagara on May 5, 2010. **KEVIN MAHONEY** and **PERRY SILVERMAN** each hit one against Saint Peter's in a three-game series in 2007 that Canisius swept on three consecutive walkoff hits. **BRANSON JOSEPH** also had a walk-off home run in 2007 against Manhattan.

WHEN IT WINS, IT POURS

In its 18 wins this season, Canisius has scored 193 runs (10.7 runs per game) compared to just 74 runs in its 18 losses (4.1 per game).

The Griffs have registered a double-digit run total in 15 games this season and have at least 10 runs in its last eight victories.

Canisius is batting .360 (138-of-383) as a team in its last 10 victories. The team has posted a .471 on-base percentage and a .598 slugging percentage (1.069 OPS). Of the team's 138 hits in the span, 54 have gone for extra bases (32 doubles, seven triples, 15 home runs).

Canisius has eight wins with at least 12 runs scored this season. That total is the most by a Canisius team in a single season since 2018, when the Griffs also recorded eight such games.

THANK YOU, NEXT

First-year pitching coach **JEREMY HILEMAN** has played a pivotal role in Canisius' success on the mound this season.

In just his first year on Main Street, Hileman has helped produce a top-10 strikeout total. The team has fanned 331 batters in 305⅓ innings, which ranks 10th in program history for punchouts in a single season.

Canisius' pitching staff has posted 18 games with a double-digit strikeout total, including a streak that featured five consecutive games with at least 11 punchouts.

This year, as a team, Canisius has a strikeout-per-9-inning ratio of 9.75, which leads the MAAC and ranks 52nd amongst Division I programs. This year's figure is an increase of 1.90 from last year's 7.85 total.

Canisius currently has four pitchers that have pitched at least 15 innings and has a strikeout-per-9-inning ratio of at least 10.0. Sophomore **MATT DUFFY** leads the team with his 11.49 ratio. Freshman **PEYTON CONSIGLI** (11.48), junior **TOM PELTIER** (11.1) and sophomore **LEVI ABBOTT** (10.2) all have figures north of 10.0.

OH, CANADA!

With the Canadian border mere miles from campus, Canisius unsurprisingly has one of the highest composition of Canadians on a Division I roster this season.

Per research conducted by the *Canadian Baseball Network*, Canisius has the second-most Canadians this season. Only the Griffs' longtime rival, Niagara, has more (19).

Sacramento State and VCU each have the third-most Canadian-born players on their rosters with six apiece. Illinois State, Marshall and South Carolina Upstate all have four Canadians, good for the fifth-most in Division I baseball.

NO LEAD IS SAFE...

In the nightcap of the team's doubleheader at Charleston Southern on March 12, Canisius trailed 11-0 after the third, only to post a 15-12 come-from-behind victory.

The Griffs are one of two Division I programs to overcome a 10-run deficit this season, joined by Austin Peay, who trailed Boston College by 10, 11-1, after the top of the fifth. The Governors prevailed in eight innings, 18-17, as Austin Peay plated 17 of its 18 runs in the final five innings to earn a walk-off victory.

Canisius' victory was the second time in program history the Griffs avenged a double-digit deficit. The only other instance came on March 25, 2014, when the Griffs avenged a 10-0 lead by Buffalo.

STATUS QUO

MATT MAZUREK is in his fifth season as Canisius' head coach and his 17th overall season with the team. Mazurek is just the fourth Canisius head coach since 1977 and already ranks third in career wins (100).

Mazurek spent two seasons as a player (2005-06) before spending 10 as a volunteer assistant and assistant coach under the program's all-time wins leader **MIKE MCRAE**.

WALK-OFF HRs

CANISIUS WALK-OFF HOME RUNS

Since 2007

Player	Date	Opp.
Jake Zurat	4/26/22	St. Bona.
Ryan Stekl	4/11/17	Buffalo
Jake Lumley	3/29/15	Fairfield
Connor Panas	3/19/14	Buffalo
Sean Jamieson	3/30/11	Buffalo
Steve McQuail	5/5/10	Niagara
Perry Silverman	5/6/07	Saint Peter's
Kevin Mahoney	5/5/07	Saint Peter's
Branson Joseph	4/20/07	Manhattan

RECORD BOOK

MOST WINS WITH 10+ RUNS IN SEASON

Program History

Season	Wins
2010	15
2008	11
2009	11
2013	11
2014	11
2015	9
2022	8
2018	8
2011	8

RECORD BOOK

HIGHEST STRIKEOUT/9 INNINGS RATIO

Canisius Program History

SEASON	IP	SO/9
2022	305⅓	9.75
1964	90	8.50
1973	86	8.27
2018	492⅓	7.93
2000	330⅓	7.87

OH, CANADA

MOST CANADIAN-BORN PLAYERS

SCHOOL	# OF CANADIANS
Niagara	19
Canisius	11
Sacramento State & VCU	6
Illinois State, Marshall & USC Upstate	4

NEVER OUT

TEAMS TO AVENGE 10-RUN DEFICITS

SCHOOL	OPP.	DEF. RES.
Canisius	Christn Sthrn	11 W, 15-12
Austin Peay	Boston College	10 W, 18-17



2022 CANISIUS BASEBALL GAME NOTES

GRIFFS IN THE RANKINGS

BASEBALL AMERICA

Updated as of 4/25/22		
RK	SCHOOL	REC
1.	T Tennessee	37-3
2.	OS Oregon State	31-8
3.	U Miami (FL)	31-9
4.	S Stanford	24-12
5.	V Virginia	31-10
6.	SM Southern Mississippi	32-8
7.	TCU TCU	27-13
8.	OSU Oklahoma State	27-13
9.	VT Virginia Tech	28-9
10.	A Arkansas	31-9
11.	G Gonzaga	26-11
12.	L Louisville	27-12
13.	ND Notre Dame	26-8
14.	UCLA UCLA	27-12
15.	TT Texas Tech	29-14
16.	G Georgia	28-12
17.	GS Georgia Southern	27-12
18.	T Texas	30-13
19.	TS Texas State	32-9
20.	M Maryland	32-8
21.	A Auburn	29-12
22.	W Wofford	30-10
23.	AM Texas A&M	25-14
24.	FS Florida State	24-15
25.	O Oregon	26-13

Teams in bold italics denote 2022 opponent

D1 BASEBALL

Updated as of 4/25/22		
RK	SCHOOL	REC
1.	T Tennessee	37-3
2.	OS Oregon State	31-8
3.	U Miami (FL)	31-9
4.	SM Southern Mississippi	32-8
5.	A Arkansas	31-9
6.	S Stanford	24-12
7.	VT Virginia Tech	28-9
8.	OSU Oklahoma State	27-13
9.	TT Texas Tech	29-14
10.	T Texas	30-13
11.	V Virginia	31-10
12.	G Gonzaga	26-11
13.	UCLA UCLA	27-12
14.	G Georgia	28-12
15.	C Connecticut	32-8
16.	L Louisville	27-12
17.	TS Texas State	32-9
18.	ND Notre Dame	26-8
19.	A Auburn	29-12
20.	TCU TCU	27-13
21.	AM Texas A&M	25-14
22.	LSU LSU	27-12
23.	M Maryland	32-8
24.	GS Georgia Southern	27-12
25.	W Wofford	30-10

Teams in bold italics denote 2022 opponent

NCBWA

Updated as of 4/25/22		
RK	SCHOOL	REC
1.	T Tennessee	37-3
2.	OS Oregon State	31-8
3.	U Miami (FL)	31-9
4.	SM Southern Mississippi	32-8
5.	S Stanford	24-12
6.	A Arkansas	31-9
7.	T Texas	30-13
8.	OSU Oklahoma State	27-13
9.	VT Virginia Tech	28-9
10.	T Texas	31-10
11.	TT Texas Tech	29-14
12.	UCLA UCLA	27-12
13.	C Connecticut	32-8
14.	G Gonzaga	26-11
15.	G Georgia	28-12
16.	ND Notre Dame	26-8
17.	L Louisville	27-12
18.	TCU TCU	27-13
19.	A Auburn	29-12
20.	TS Texas State	32-9
21.	M Maryland	32-8
22.	V Vanderbilt	28-11
23.	LSU LSU	27-12
24.	GS Georgia Southern	27-12
25.	O Oregon	26-13
26.	AM Texas A&M	25-14
27.	A Arizona	28-13
28.	W Wofford	30-10
29.	UCSB UC Santa Barbara	27-9
30.	FS Florida State	24-15

Teams in bold italics denote 2022 opponent

COLLEGIATE BASEBALL

Updated as of 4/25/22		
RK	SCHOOL	REC
1.	T Tennessee	37-3
2.	U Miami (FL)	31-9
3.	A Arkansas	31-9
4.	S Stanford	24-12
5.	OS Oregon State	31-8
6.	V Vanderbilt	28-11
7.	TS Texas State	32-9
8.	SM Southern Mississippi	37-8
9.	OSU Oklahoma State	27-13
10.	L Louisville	27-12
11.	A Arizona	28-13
12.	UCLA UCLA	27-12
13.	UCSB UC Santa Barbara	27-9
14.	C Connecticut	32-8
15.	ND Notre Dame	26-8
16.	V Virginia	31-10
17.	A Auburn	29-12
18.	TCU TCU	27-13
19.	CM Central Michigan	28-10
20.	T Texas	30-13
21.	O Oregon	26-13
22.	G Georgia	28-12
23.	AM Texas A&M	25-14
24.	R Rutgers	32-9
25.	M Maryland	32-8
26.	VT Virginia Tech	28-9
27.	LSU LSU	27-12
28.	NCS N.C. State	25-13
29.	FS Florida State	24-15
30.	CP Cal Poly	24-15

Teams in bold italics denote 2022 opponent

USA TODAY

Updated as of 4/25/22		
RK	SCHOOL	REC
1.	T Tennessee	37-3
2.	OS Oregon State	31-8
3.	U Miami (FL)	31-9
4.	A Arkansas	31-9
5.	SM Southern Mississippi	32-8
6.	T Texas	30-13
7.	OSU Oklahoma State	27-13
8.	V Virginia	31-10
9.	S Stanford	24-12
10.	VT Virginia Tech	28-9
11.	G Georgia	28-12
12.	ND Notre Dame	26-8
13.	TT Texas Tech	29-14
14.	UCLA UCLA	27-12
15.	G Gonzaga	26-11
16.	C Connecticut	32-8
17.	L Louisville	27-12
18.	TS Texas State	32-9
19.	TCU TCU	27-13
20.	LSU LSU	27-12
21.	A Auburn	29-12
22.	V Vanderbilt	28-11
23.	M Maryland	32-8
24.	W Wofford	30-10
25.	GS Georgia Southern	27-12

Teams in bold italics denote 2022 opponent

PERFECT GAME

Updated as of 4/25/22		
RK	SCHOOL	REC
1.	T Tennessee	37-3
2.	OS Oregon State	31-8
3.	SM Southern Mississippi	32-8
4.	U Miami (FL)	31-9
5.	VT Virginia Tech	28-9
6.	TCU TCU	27-13
7.	C Connecticut	32-8
8.	T Texas	30-13
9.	G Gonzaga	27-11
10.	OSU Oklahoma State	27-13
11.	A Arkansas	31-9
12.	ND Notre Dame	26-8
13.	V Virginia	31-10
14.	S Stanford	24-12
15.	TT Texas Tech	29-14
16.	UCLA UCLA	27-12
17.	O Oregon	26-13
18.	V Vanderbilt	28-11
19.	A Auburn	29-12
20.	FS Florida State	24-15
21.	L Louisville	27-12
22.	LSU LSU	27-12
23.	G Georgia	28-12
24.	GS Georgia Southern	27-12
25.	GCU Grand Canyon	27-14

Teams in bold italics denote 2022 opponent

GRIFFS AGAINST TOP-25 OPPONENTS

Date	NCBWA	USA TODAY	SCHOOL	RESULT	SCORE
3/13/07	UC	13	at Kentucky	L	2-13
3/14/07	UC	13	at Kentucky	L	10-12
3/18/09	VT	21	at Virginia	L	3-11
5/31/13	GS	4	at North Carolina	L	3-6
2/16/14	SM	8	at N.C. State	W	3-0
2/17/14	SM	8	at N.C. State	L	4-11
2/14/15	M	20	vs. Maryland	L	4-8
5/30/15	SM	10	at Missouri State	L	1-14
2/19/16	MM	25	vs. Michigan	L	0-9
2/20/16	MM	25	vs. Michigan	L	2-6
2/20/16	MM	25	vs. Michigan	L	0-3
2/21/16	MM	25	vs. Michigan	L	3-9
3/4/18	SM	—	at N.C. State	W	3-2
6/1/18	A	9	at Minnesota	L	1-10
3/4/21	LT	22	at Liberty	L	1-4
3/5/21	LT	22	at Liberty	L	3-14
3/6/21	LT	22	at Liberty	L	5-14



2022 CANISIUS BASEBALL GAME NOTES

RECORD BY ORDER (STARTS)

Player	1	2	3	4	5	6	7	8	9
Chiarenza		0-1	5-9	3-3	4-2		2-0		
Chisholm		4-1							
DeStefano	14-11	0-1		2-3	2-3				
Dick	4-6	2-1				2-3	1-2	2-2	2-1
Dodson		1-0				2-1	1-2		0-2
Ennen									
Grant		10-11	8-6	0-1					
Henneman								0-1	4-7
Hennessy									
Krzeminski		1-1			3-1	4-4	1-3		
Kush							7-6	10-10	0-1
Mazzara							0-1	4-2	10-7
Migliore									
Niles					3-4	2-1	4-2		
Rumley									
Sebastian								1-0	1-0
Steffan			3-3	13-10	1-2				
Strong	0-1							0-1	1-0
Terry-Emanuel									
Vincent					4-6	8-8	0-1	1-2	
Zurat		0-2	2-0	0-1	1-0	0-1	2-1		

RECORD BY POSITION (STARTS)

Player	C	1B	2B	3B	SS	LF	CF	RF	DH
Chiarenza	13-13								1-2
Chisholm				2-1		1-0		1-0	
DeStefano							18-18		
Dick						12-15		1-0	
Dodson			1-3		1-1	2-1			
Ennen									
Grant			17-15	1-3					
Henneman	4-8								
Hennessy									
Krzeminski				8-8					1-1
Kush						17-17			
Mazzara	14-10								
Migliore									
Niles		1-0		7-6					1-1
Rumley									
Sebastian								2-0	
Steffan		4-5				3-1			10-9
Strong						0-1		1-1	
Terry-Emanuel									
Vincent								13-17	
Zurat									5-5

GRIFF TRENDS

UNDER CATEGORY 2022... MAZUREK

Overall	18-18	100-96-1
MAAC Opponents.....	8-5	67-40
MAAC Regular Season.....	8-4	58-32
Non-Conference Opp.....	10-13	33-56-1
vs. Power 5 Opp.....	2-3	6-21
vs. Non-Power 5 Opp.....	8-10	27-35-1
Home.....	6-2	40-13
Away.....	10-14	50-70-1
Neutral	2-2	10-13
Day Games (before 5 p.m.)	17-18	95-94-1
Night Games (5 p.m. or later).....	1-0	5-2
February	4-4	14-18
March.....	5-8	25-34-1
April.....	9-6	38-23
May.....	0-0	23-19
June.....	0-0	0-2
Scoring 0-2 Runs.....	0-8	1-43-1
Scoring 3-5 Runs.....	3-6	27-35
Scoring 6-9 Runs.....	2-2	28-10
Scoring 10+ Runs.....	13-2	44-8
Allowed 0-2 Runs.....	4-1	38-6-1
Allowed 3-5 Runs.....	7-6	44-31
Allowed 6-9 Runs.....	5-4	12-28
Allowed 10+ Runs.....	2-7	6-31
Leading after Six innings.....	15-2	83-16-1
Trailing after Six innings.....	2-14	7-66
Tied after Six innings.....	1-2	10-13
Leading after Seven innings.....	16-1	65-9
Trailing after Seven innings.....	1-13	6-58
Tied after Seven innings.....	0-1	5-8
Leading after Eight innings.....	16-0	68-7
Trailing after Eight innings.....	0-12	3-61
Tied after Eight innings.....	1-3	5-7
Griffs with No Home Runs.....	5-11	45-62-1
Griffs Hit A Home Run.....	13-7	55-34
Hits One Home Run.....	5-5	34-25
Hits Multiple Home Runs	8-2	21-9
Griffs Are Errorless.....	7-3	38-29
Griffs Have An Error.....	11-15	62-67-1
Griffs Have One Error.....	7-7	41-28-1
Griffs Have Multiple Errors.....	4-8	21-39
Out-hit Opponent.....	16-5	83-19
Out-hit by Opponent.....	1-12	10-69-1
Hits Equal.....	1-1	7-8
Griffs Score First.....	11-7	62-35
Opponents Score First.....	7-11	38-61-1

BIG GAMES

MULTI-HIT GAMES

Player	2	3	4+	S	C
Chiarenza	5	2	—	7	20
Chisholm	4	—	—	4	4
M.DeStefano	11	5	1	17	24
Dick	3	1	—	4	11
Dodson	4	—	—	4	6
Ennen	—	—	—	—	—
Grant	10	5	5	20	30
Henneman	5	—	—	5	10
Hennessy	—	—	—	—	—
Krzeminski	5	1	—	6	14
Kush	6	3	—	9	15
Mazzara	3	—	—	3	9
Migliore	—	—	—	—	—
Niles	4	—	—	4	4
Rumley	—	—	—	—	—
Sebastian	—	—	—	—	—
Steffan	10	3	1	14	28
Strong	—	—	—	—	—
Terry-Emanuel	—	—	—	—	—
Vincent	10	2	1	13	25
Zurat	—	1	—	1	2

S = Season; C = Career

MULTI-RBI GAMES

Player	2	3	4+	S	C
Chiarenza	5	1	1	7	16
Chisholm	1	—	—	1	1
M.DeStefano	7	1	2	10	11
Dick	3	—	—	3	5
Dodson	1	—	—	1	3
Ennen	—	—	—	—	—
Grant	5	3	2	10	14
Henneman	—	1	1	2	3
Hennessy	—	—	—	—	—
Krzeminski	1	2	—	3	8
Kush	2	1	—	3	7
Mazzara	—	—	—	—	2
Migliore	—	—	—	—	—
Niles	3	1	—	4	4
Rumley	—	—	—	—	—
Sebastian	—	—	—	—	—
Steffan	4	3	3	10	18
Strong	—	—	—	—	—
Terry-Emanuel	—	—	—	—	—
Vincent	1	—	—	1	5
Zurat	1	—	—	1	2

S = Season; C = Career

HIT STREAKS

Player	Active	Season	Career
Chiarenza	1	7	7
Chisholm	2	5	5
M.DeStefano	5	6	6
Dick	2	3	5
Dodson	—	3	6
Ennen	—	—	—
Grant	1	8	8
Henneman	—	5	5
Hennessy	—	—	—
Krzeminski	—	4	6
Kush	—	5	6
Mazzara	1	5	5
Migliore	—	—	—
Niles	1	8	8
Rumley	—	—	—
Sebastian	1	1	1
Steffan	—	7	7
Strong	—	1	1
Terry-Emanuel	—	—	—
Vincent	—	7	7
Zurat	5	5	5

Figures denote length of longest streak

NOTABLE PERFORMANCES

WALK-OFF WINS

Date	Opponent	Inn.	Play
4/26	St. Bonaventure	9th	Zurat 2-run HR

SHUTOUTS

Date	Opponent	Pitchers
3/20	North Carolina A&T	Pouliot, Yankowski, Peltier



2022 CANISIUS BASEBALL GAME NOTES

BATTING BY MONTH

Month	AVG	G	AB	R	H	2B	3B	HR	RBI	TB	SLG	BB	HBP	SO	GDP	OBP	SF	SH	SB	ATT
February	.290	8	276	50	80	7	1	8	45	113	.409	33	5	64	7	.372	3	0	9	9
March	.255	13	470	69	120	18	5	5	57	163	.347	60	11	124	6	.350	4	2	16	18
April	.319	15	555	148	177	40	7	20	131	291	.524	83	29	143	6	.431	3	3	21	25
May																				
TOTALS	.290	36	1301	267	377	65	13	33	233	567	.436	176	45	331	19	.390	10	5	46	52

BATTING BY RESULT

Result	AVG	G	AB	R	H	2B	3B	HR	RBI	TB	SLG	BB	HBP	SO	GDP	OBP	SF	SH	SB	ATT
Win	.342	18	687	193	235	44	10	23	166	368	.536	109	23	162	9	.444	7	4	30	33
Loss	.231	18	614	74	142	21	3	10	67	199	.324	67	22	169	10	.327	3	1	16	19
TOTALS	.290	36	1301	267	377	65	13	33	233	567	.436	176	45	331	19	.390	10	5	46	52

PITCHING BY MONTH

Month	ERA	W-L	G	SHO	SV	IP	H	R	ER	BB	SO	2B	3B	HR	WP	HBP	BK			
February	5.43	4-4	8	0	0	63	54	41	38	47	70	12	0	6	9	9	0			
March	6.85	5-8	13	1	4	111 $\frac{1}{3}$	125	106	85	60	106	20	3	12	16	28	0			
April	5.50	9-6	15	0	2	131	140	104	80	79	155	28	4	11	18	18	1			
May																				
TOTALS	5.98	18-18	36	1	6	305$\frac{2}{3}$	319	251	203	186	331	60	7	29	43	55	1			

PITCHING BY RESULT

Result	ERA	W-L	G	SHO	SV	IP	H	R	ER	BB	SO	2B	3B	HR	WP	HBP	BK
Win	4.28	18-0	18	1	6	160	138	91	76	93	186	30	3	9	18	22	0
Loss	7.85	0-18	18	0	0	145 $\frac{2}{3}$	181	160	127	93	145	30	4	20	25	33	1
TOTALS	5.98	18-18	36	1	6	305$\frac{2}{3}$	319	251	203	186	331	60	7	29	43	55	1

PITCHING BY ROLE

Role	ERA	W-L	G	SHO	SV	IP	H	R	ER	BB	SO	2B	3B	HR	WP	HBP	BK
Starter	5.47	10-13	36	0	—	151 $\frac{1}{3}$	159	116	92	64	163	28	3	17	14	24	1
Reliever	6.47	8-5	36	—	6	154 $\frac{2}{3}$	160	135	111	122	168	32	4	12	29	31	0
TOTALS	5.98	18-18	36	0	6	305$\frac{2}{3}$	319	251	203	186	331	60	7	29	43	55	1

BIG INNINGS (5+ RUNS)

Date	Opponent	Inn.	Runs	Hits
2/20	vs. Pittsburgh	5th	5	4
3/12 (2)	at Charleston Southern	7th	7	1
4/2 (2)	at Quinnipiac	5th	5	4
4/5	vs. Cornell	2nd	5	4
4/8	vs. Iona	7th	6	2
4/9	vs. Iona	7th	5	4
4/12	at St. Bonaventure	5th	5	5
4/14	vs. Marist	2nd	6	5
4/15	vs. Marist	6th	10	8

HOME RUN NOTABLES

Category	Details
2/18 - G1 - vs. Pittsburgh (3); 2/20 vs. Pittsburgh (2); 3/20 at North Carolina A&T (2); 4/2 - G2 - at Quinnipiac (2); 4/3 at Quinnipiac (2); 4/8 vs. Iona (2); 4/9 vs. Iona (3); 4/10 vs. Iona (2); 4/15 vs. Marist (3); 4/26 vs. St. Bona (3)	Multi-HR Games (9):
Mike DeStefano, vs. Iona (4/8); Mike Steffan, vs. Iona (4/9); Trevor Henneman, vs. Marist (4/15)	Grand Slams (3):
Max Grant, at Morehead State (2/25); Brennan Chisholm vs. Iona (4/8)	First Career HRs (2):
Mike Steffan, vs. Pittsburgh (2/18)	Ind. Multi-HR Games (1):
Jake Zurat, vs. St. Bonaventure (4/26)	Walk-Off (1):

INNING-BY-INNING HIGHS

Month	1st	2nd	3rd	4th	5th	6th	7th	8th	9th
Canisius	4 4/16 vs. MAR	6 (2x), Last: 4/14 vs. MAR	4 (2x), Last: 4/23 (G1) at OU	3 (2x), Last: 4/26 vs. SBU	5 (3x), Last: 4/12 at SBU	10 4/15 vs. MAR	6 4/8 vs. IONA	7 3/12 (G2) at CSU	2 (2x), Last: 4/26 vs. SBU
Opponent	6 4/23 (G1) at OU	7 3/6 at LIB	13 4/15 vs. MAR	5 3/13 at CSU	4 4/2 (G1) at QU	5 (2x), Last: 4/26 vs. SBU	8 4/14 vs. MAR	4 (2x), Last: 4/5 vs. COR	4 4/2 (G2) at GQ

HOME RUN TRACKER

Date	Opponent	Batter (S/C)	Inn	Type
2/18	Pittsburgh	Steffan (1/4)	5	3-run (RF)
		Steffan (2/5)	7	2-run (RF)
		Krzeminski (1/3)	9	Solo (RF)
2/20 (1)	Pittsburgh	Steffan (3/6)	7	Solo (LF)
		Krzeminski (2/4)	9	Solo (RF)
2/25	Morehead State	Grant (1/1)	7	Solo (RF)
2/26 (1)	Morehead State	Chiarenza (1/10)	3	2-run (RF) ^{GA}
2/26 (2)	Morehead State	Grant (2/2)	6	2-run (RF)
3/6	Liberty	DeStefano (1/2)	5	2-run (RCF)
3/13	Charleston Southern	Grant (3/3)	4	Solo (RF)
3/18	North Carolina A&T	Grant (4/4)	6	Solo (RF) ^{GA}
		DeStefano (2/3)	7	2-Run (RF) ^{GA}
3/20	North Carolina A&T	DeStefano (3/4)	3	2-Run (RF) ^{GA}
4/2 (1)	Quinnipiac	Grant (5/5)	3	Solo (RF) ^{GA}
4/2 (2)	Quinnipiac	DeStefano (4/5)	1	Solo (RF) ^{GA}
		Krzeminski (3/5)	6	Solo (RF)
4/3	Quinnipiac	Steffan (4/7)	1	2-Run (LF) ^{GA}
		Chiarenza (2/1)	2	2-Run (CF)
4/8	Iona	Chisholm (1/1)	3	Solo (LF)
		DeStefano (5/6)	7	Grand Slam (RF)
4/9	Iona	Mazzara (1/2)	2	Solo (RF) ^{GA}
		Steffan (5/8)	6	Grand Slam (LCF)
		DeStefano (6/7)	7	2-Run (CF) ^{ITP}
4/10	Iona	Henneman (1/2)	5	Solo (RF)
		Steffan (6/9)	6	2-Run (LCF) ^{ITP}
4/14	Marist	Grant (6/6)	5	2-Run (CF)
4/15	Marist	Grant (7/7)	1	2-Run (CF) ^{GA}
		Krzeminski (4/6)	6	2-Run (LF)
		Henneman (2/3)	8	Grand Slam (LF)
4/16	Marist	Chiarenza (2/12)	5	2-Run (CF)
4/23 (2)	Ohio	Steffan (7/10)	7	Solo (RF)
4/26	St. Bonaventure	Dick (1/3)	3	2-Run (RCF) ^{GA}
		Zurat (1/2)	9	2-Run (CF) ^{GA, WO}

NOTE: ^{GA} - Go-Ahead; ^{ITP} - Inside-The-Park; ^{WO} - Walk-Off

HOME RUN BREAKDOWN

BY INNING										
1	2	3	4	5	6	7	8	9	EX	
3	2	5	1	5	6	7	1	3	—	

BY INNING

LF	LCF	CF	RCF	RF
5	2	6	2	18

BY BATTING ORDER

1	2	3	4	5	6	7	8	9
6	6	4	5	4	1	3	2	2

BY POSITION

C	1B	2B	3B	SS	LF	CF	RF	DH
3	4	6	6	—	3	6	—	4



2022 CANISIUS BASEBALL GAME NOTES

SERIES HISTORY



AT



ALL-TIME SERIES

SIENA LEADS, 80-55

Buffalo, N.Y.	31-32
Olean, N.Y.	20-43
Neutral/Unknown Sites.	4-5

MOST RUNS - CANISIUS

Canisius.	21 (21-20), 4/22/06
Siena.	19 (19-13), 5/2/09
Neutral.	12 (12-11), 5/26/13

MOST RUNS - SIENA

Canisius.	20, (2x), Last: 4/22/06
Siena.	17 (2-17), 4/10/88
Neutral.	11 (12-11), 5/26/13

COACHING RECORDS

Matt Mazurek vs. Siena	Total.	3-0
at Canisius.		3-0
Tony Rossi vs. Canisius	Total.	80-55
at Siena.		80-55

LARGEST WINNING MARGINS

Canisius	Canisius.	12 (16-4), 4/2/16
	Siena.	16 (17-1), 5/4/13
	Neutral.	9 (11-2), 5/23/15
Siena	Canisius.	14 (3-17), 4/29/89
	Siena.	15 (2-17), 4/10/88
	Neutral.	5 (0-5), 5/28/16

BATTERS VS. SIENA

Player	AVG	GP-GS	AB	R	H	2B	3B	HR	RBI	BB	SO	SB	CS
29 Dylan Vincent	.333	3-2	6	3	2	1	0	0	1	2	3	0	1
7 Mike Steffan	.000	2-2	6	0	0	0	0	0	0	0	2	0	0
Totals	.167		12	3	2	1	0	0	1	2	5	0	1

PITCHERS VS. SIENA

Player	ERA	W-L	APP	GS	CG	SHO	SV	IP	H	R	ER	BB	SO
23 Jeff DeStefano	0.00	1-0	1	0	0	0/0	0	2	2	0	0	0	1
20 David Yankowski	20.25	0-0	1	0	0	0/0	0	1½	3	3	3	1	1
Totals	8.10	1-0	2	0	0	0/0	0	3½	5	3	3	1	2

SCOUTING SIENA

GLANCING AT THE SAINTS

Siena enters this weekend MAAC series with a 9-27 overall record and a 6-6 mark in conference play. The Saints have dropped its last three games — two to Niagara last weekend and a midweek contest to UMass on Wednesday.

This weekend is the first MAAC home series for Siena since April 2 and 3 against Marist.

STAT LEADERS

MATT LIVINGSTON (.346), **ALEX MILONE** (.324), **BRETT YOUNG** (.316) and **KOBE STENSON** (.308) all post batting averages north of .300 for Tony Rossi's club.

Five players — Livingston, Malone, Young, **NICK HOHENSTEIN** and **VINCENZO CASTRONOVO** — are tied for the team lead in home runs (3).

BEN SEILER, Siena's top pitcher with a 2-4 record and 3.74 ERA, is coming off a 19-strikeout performance at Niagara last Saturday. Seiler currently has two of the top three strikeout performances in Division I baseball this season. Along with his 19 punchouts last weekend, he fanned 16 Saint Peter's batters on March 27.

ALL-TIME RESULTS VS. SIENA

4/26/87. . . . BuffaloL.10-13 (8 inn.)	4/23/95. . . . BuffaloL.4-7	5/12/07. . . . LoudonvilleL.3-5
4/26/87. . . . BuffaloL.11-20	4/23/95. . . . BuffaloW7-2	5/12/07. . . . LoudonvilleL.1-10
4/9/88. . . . LoudonvilleW2-1	3/30/96. . . . BuffaloL.3-4	5/13/07. . . . LoudonvilleL.5-6
4/9/88. . . . LoudonvilleW6-4	3/30/96. . . . BuffaloL.1-8	4/19/08. . . . BuffaloL.6-12
4/10/88. . . . LoudonvilleL.3-7	3/31/96. . . . BuffaloL.8-9 (8 inn.)	4/19/08. . . . BuffaloL.1-3
4/10/88. . . . LoudonvilleL.2-17	3/31/96. . . . BuffaloW3-2	4/20/08. . . . BuffaloW10-9
4/29/89. . . . BuffaloL.6-13	4/27/96. . . . LoudonvilleL.0-8	5/23/08. . . . TrentonL.2-5
4/29/89. . . . BuffaloL.3-17	4/27/96. . . . LoudonvilleL.4-5	5/2/09. . . . LoudonvilleW19-13
4/30/89. . . . BuffaloW2-1	4/28/96. . . . LoudonvilleL.5-9	5/2/09. . . . LoudonvilleW3-1
4/30/89. . . . BuffaloL.1-8	4/28/96. . . . LoudonvilleW5-3	5/3/09. . . . LoudonvilleW7-1
4/22/90. . . . LoudonvilleW5-3	4/12/97. . . . LoudonvilleL.3-7	4/17/10. . . . BuffaloW10-3
4/22/90. . . . LoudonvilleL.3-4	4/12/97. . . . LoudonvilleW6-0	4/17/10. . . . BuffaloW5-4
4/22/90. . . . LoudonvilleW7-3	4/13/97. . . . LoudonvilleW4-3	4/18/10. . . . BuffaloL.5-9
3/28/91. . . . LoudonvilleL.6-10	4/13/97. . . . LoudonvilleL.9-10	5/7/11. . . . LoudonvilleW8-7 (10 inn.)
3/28/91. . . . LoudonvilleL.1-2	5/4/97. . . . BuffaloL.4-9	5/7/11. . . . LoudonvilleL.2-3
3/29/91. . . . LoudonvilleL.1-2	5/4/97. . . . BuffaloL.8-12	5/8/11. . . . LoudonvilleL.2-6
3/29/91. . . . LoudonvilleL.2-3	3/29/98. . . . BuffaloL.3-6	5/28/11. . . . TrentonL.2-3
4/21/91. . . . BuffaloW5-2	3/29/98. . . . BuffaloW9-4	3/23/12. . . . BuffaloW9-3
4/12/92. . . . BuffaloL.1-2	3/29/98. . . . BuffaloW9-6	3/23/12. . . . BuffaloW7-3
4/12/92. . . . BuffaloW5-1	3/29/98. . . . BuffaloW11-10	3/25/12. . . . BuffaloL.4-5
4/13/92. . . . BuffaloW6-2	3/27/99. . . . LoudonvilleL.1-4	5/4/13. . . . LoudonvilleW17-1
4/13/92. . . . BuffaloW7-6	3/27/99. . . . LoudonvilleL.3-4	5/4/13. . . . LoudonvilleW1-0
4/28/92. . . . LoudonvilleW11-2	3/28/99. . . . LoudonvilleL.1-6	5/5/13. . . . LoudonvilleL.0-4
4/28/92. . . . LoudonvilleL.7-8	3/28/99. . . . LoudonvilleL.0-1	5/26/13. . . . Trenton, N.J.W12-11
4/25/93. . . . LoudonvilleW5-3	4/15/00. . . . BuffaloL.5-10	4/12/14. . . . BuffaloW9-3
4/25/93. . . . LoudonvilleL.5-6	4/15/00. . . . BuffaloL.4-13	4/12/14. . . . BuffaloL.1-3
4/25/93. . . . LoudonvilleL.3-4	4/16/00. . . . BuffaloL.6-9	4/13/14. . . . BuffaloL.3-6
5/1/93. . . . BuffaloW8-7	4/21/01. . . . LoudonvilleL.8-16	5/25/14. . . . Lakewood, N.J.L.5-6
5/1/93. . . . BuffaloL.2-3	4/21/01. . . . LoudonvilleL.2-10	5/25/14. . . . Lakewood, N.J.L.1-5
5/2/93. . . . BuffaloW6-0	4/22/01. . . . LoudonvilleL.2-7	5/9/15. . . . LoudonvilleL.2-3
5/2/93. . . . BuffaloW1-0	5/4/02. . . . BuffaloL.3-14	5/9/15. . . . LoudonvilleW4-1
4/1/94. . . . BuffaloW5-4	5/4/02. . . . BuffaloL.1-8	5/10/15. . . . LoudonvilleL.0-9
4/1/94. . . . BuffaloW11-4	5/5/02. . . . BuffaloL.10-11	5/23/15. . . . FishkillW10-5
4/2/94. . . . BuffaloW6-4	5/3/03. . . . LoudonvilleL.0-8	5/23/15. . . . FishkillW11-2
4/2/94. . . . BuffaloW4-3	5/3/03. . . . LoudonvilleL.3-6	4/1/16. . . . BuffaloL.4-6
4/23/94. . . . LoudonvilleW5-2	5/4/03. . . . LoudonvilleL.1-6	4/1/16. . . . BuffaloL.1-3
4/23/94. . . . LoudonvilleW5-2	5/1/04. . . . BuffaloW4-2	4/2/16. . . . BuffaloW16-4
4/24/94. . . . LoudonvilleL.1-7	5/1/04. . . . BuffaloL.4-13	5/26/16. . . . TroyW8-4
4/24/94. . . . LoudonvilleL.2-3	5/3/04. . . . BuffaloL.3-6	5/28/16. . . . TroyL.0-5
4/1/95. . . . LoudonvilleL.1-5	4/24/05. . . . LoudonvilleL.8-13	4/14/17. . . . LoudonvilleL.3-8
4/1/95. . . . LoudonvilleL.2-4	4/24/05. . . . LoudonvilleL.3-4	4/14/17. . . . LoudonvilleW4-2
4/2/95. . . . LoudonvilleL.6-16	4/25/05. . . . LoudonvilleL.8-9 (10 inn.)	4/15/17. . . . LoudonvilleW7-2
4/2/95. . . . LoudonvilleL.1-3	4/22/06. . . . BuffaloW21-20 (10 inn.)	3/23/19. . . . BuffaloW14-12
4/22/95. . . . BuffaloL.0-11	4/22/06. . . . BuffaloW7-4	3/24/19. . . . BuffaloW4-3
4/22/95. . . . BuffaloL.7-8	4/23/06. . . . BuffaloW13-8	3/24/19. . . . BuffaloW5-4



2022 CANISIUS BASEBALL GAME NOTES

2022 CANISIUS BASEBALL COACHING AND SUPPORT STAFF



MATT MAZUREK '06
HEAD COACH

COACHING HISTORY

2008-09	Canisius (Volunteer Assistant)
2010-17	Canisius (Assistant Coach)
2018-Present	Canisius (Head Coach)

PLAYING HISTORY

2003-04	Jamestown CC
2005-06	Canisius
2007	Joliet Jackhammers (Northern League)
2008-09	Rockford Riverhawks (Frontier League)

YEAR-BY-YEAR RECORD

Year	School	Overall	MAAC
2018	Canisius	35-22 (.614)	16-8 (.667)
2019	Canisius	24-29 (.453)	17-7 (.708)
2020	Canisius	3-11-1 (.233)	---
2021	Canisius	20-16 (.556)	17-13 (.567)
2022	Canisius	17-18 (.486)	8-4 (.667)
Overall		99-96-1 (.513)	58-32 (.644)

MAZUREK'S MILESTONES

OVERALL CAREER

Accolade	Date	Opponent	Result
1st Win	2/17/18	vs. Ohio State	W, 5-4
25th Win	5/4/18	St. Bonaventure	W, 11-0
50th Win	4/13/19	at Marist	W, 4-2
75th Win	5/9/21	vs. Quinnipiac	W, 15-5
100th Win	4/26/22	St. Bonaventure	W, 10-8
Accolade	Date	Opponent	Result
1st Division I Win	2/17/18	vs. Ohio State	W, 5-4
1st True "Road" Win	2/23/18	at W. Carolina	W, 15-4
1st Home Win	3/24/18	vs. Fairfield	W, 5-3
1st Postseason Win	5/23/18	vs. Niagara	W, 5-4
1st MAAC Win	3/24/18	vs. Fairfield	W, 5-3
1st Power 5 Win	2/17/18	vs. Ohio State	W, 5-4
1st Top-25 Win	3/4/18	at 25-N.C. State	W, 3-2

MATT MAZUREK, a 2018 inductee into the Canisius Sports Hall of Fame, is in his fifth season as the head coach of the Golden Griffin baseball team. The 2022 season will be his 16th overall season with the program.

After the 2020 season was halted after 15 games due to the COVID-19 pandemic, Mazurek helped lead the No. 4 seeded Griffis to the final four of the MAAC Baseball Championships. Mazurek's squad had two First Team All-MAAC selections in **VINNY CHIARENZA** and **JAKE BURLINGAME**, while **MAX GRANT** was a three-time honoree being named as a Second Team, All-Rookie and MAAC All-Championship selections. Joining Grant on the All-Rookie Team was **CARLIN DICK** and **MATT DUFFY**.

In his second season at the helm of the program, Mazurek guided the Griffis to finish as Regular Season Co-Champions in 2019, Canisius' first regular-season title since 2014. Mazurek received his first MAAC Coach of the Year Award for his efforts in leading his alma mater to the top of the conference standings. Four players were selected to the All-MAAC Second Team (**ANDREW SIPOWICZ**, **CONNOR MORRO**, **STEPHEN BENNETT** and **MARK McKENNA**), while freshman **ANDREW FRON** was named to the MAAC All-Rookie Team. Mazurek's players also earned multiple preseason and midseason accolades, highlighted by **WILL FRANK** (2019 NCBWA Stopper of the Year Preseason Watch List) and **BILLY KRULL** (2019 Buster Posey Award Watch List).

Mazurek led Canisius to the 2018 MAAC Championship title in his first season as the program's skipper, seeing the Blue and Gold advance to the NCAA Regional hosted by Minnesota. It was his third conference title as part of the Canisius coaching staff, serving as an assistant coach for the 2013 and 2015 MAAC Championship teams.

His first season as head coach saw the Golden Griffins rack up numerous awards, including two major conference honors. **J.P. STEVENSON** took home the 2018 MAAC Pitcher of the Year Award and **TYLER SMITH** earned 2018 MAAC Relief Pitcher of the Year. Four players were named All-MAAC selections, including hitters **LIAM WILSON** (First Team), **RYAN STEKL** (First Team), and **GAGE LANNING** (Second Team). Stevenson and Wilson were also selected as All-Americans, while Smith was selected in the eighth round of the 2018 MLB Draft by the Los Angeles Angels, the highest Griff picked since **JOE MAMOTT** in 1994.

Statistically under Mazurek in 2018, Canisius hitters led the MAAC in five individual categories, while Canisius pitchers ranked first in three individual categories. Nationally, Mazurek coached Wilson to the third-most doubles in Division I (27), while Stevenson finished 10th

with his 10 victories on the mound.

Before being promoted to the role of head coach on Sept. 6, 2017, Mazurek spent 10 years as an assistant on **MIKE McRAE'S** coaching staff at Canisius. A former student-athlete at Canisius, Mazurek became just the fourth head coach for the baseball program in the last 40 years.

During his 10-year tenure as an assistant coach, Mazurek served as the program's hitting instructor for eight years, where 11 different Griffis ranked among the MAAC's top-five in batting average. Additionally, Canisius led the MAAC in home runs four times, highlighted by a program-record 90 home runs in 2009 — which ranked 19th in the nation.

A native of Silver Creek, N.Y., Mazurek was a member of the Griffis coaching staff that has helped produce 13 Major League Baseball draft picks since 2009, including seven hitters (**JAKE LUMLEY**, **CONNOR PANAS**, **BRETT SIDDALL**, **SEAN JAMIESON**, **STEVE McQUAIL**, **KEVIN MAILLOUX** and **KEVIN MAHONEY**). Lumley was the 2017 MAAC Player of the Year and finished his career on Main Street as the program's all-time hits leader.

Named Canisius College's Male Athlete of the Year in 2006, Mazurek played two seasons for the Griffis under McRae. A career .355 hitter, he led the squad with a team-best .358 batting average in his senior campaign to go along with 68 hits, 44 RBI and 18 stolen bases.

As a junior in 2005, Mazurek, again, led Canisius in batting average (.351) with 54 hits, seven home runs and 41 RBI.

He was a two-time All-MAAC First Team selection and was officially enshrined into the Canisius Sports Hall of Fame on Jan. 24, 2019 — a part of the Class of 2018.

Before joining Canisius, Mazurek played two seasons at Jamestown Community College, where he earned First Team All-Region honors. He also aided the Jayhawks to the 2004 NJCAA Division III World Series.

After closing out his collegiate career at Canisius, Mazurek played professionally for three seasons. He spent the 2007 season with the Joliet Jackhammers of the Northern League, before playing for the Frontier League's Rockford Riverhawks in 2008 and 2009.

Mazurek graduated from Canisius with his bachelor's degree in physical education in 2006 and he earned his master's degree in sport administration from the College in 2012.

He resides in Tonawanda, N.Y., with his wife, Sara, and two kids — a daughter, Makenna, and son, Maverick.



JEREMY HILEMAN

1st Season with Program

Hileman joins the Canisius baseball program after spending a year at Division II Shippensburg as their pitching coach. He helped develop the pitching staff by evaluating movement and building individualized plans for every pitcher. During his lone year, Hileman improved Shippensburg's team ERA by 1.28 runs and strikeouts per nine innings by 3.5 points.



MATT WELLS

1st with Program

Wells is in his first season as a volunteer assistant coach. He spent eight months as a major league intern with the Seattle Mariners' video department. He also spent two seasons with the New York Mets as an associate in player development. A 2018 graduate from New York University, Wells earned his bachelor's degree in sports management with concentrations in organizational management, sports media and sports law.



MANNY CORONA

2nd Season

Corona, a graduate of SUNY Brockport in 2020, enters his second year as a graduate assistant athletic trainer.

Prior to arriving on Main Street, Corona gained experience working as an athletic training intern with the Buffalo Bills. He also has experience working with L.I.F.T. and served as a "first aider" at the Empire State Games.



2022 CANISIUS BASEBALL GAME NOTES

INDIVIDUAL GAME HIGHS

BATTING

At-Bats7, (3x), Last: Mike DeStefano, at Quinnipiac (4/2/22 - G2)
 Runs Scored5, Mike DeStefano, vs. Marist (4/14/22)
 Hits4, (8x), Last: Max Grant, vs. St. Bonaventure (4/26/22)
 Runs Batted In5, (5x), Last: Max Grant, vs. Marist (4/15/22)
 Trevor Henneman, vs. Marist (4/15/22)
 Doubles2, Max Grant, at Quinnipiac (4/3/22)
 Triples1, (13x), Last: Mike DeStefano, vs. St. Bonaventure (4/26/22)
 Max Grant, vs. St. Bonaventure (4/26/22)
 Home Runs2, Mike Steffan, vs. Pittsburgh (2/18/22)
 Walks3, (7x), Last: Kyle Kush, vs. Marist (4/16/22)
 Strikeouts4, Dylan Vincent, at Quinnipiac (4/2/22 - G1)
 Sacrifice Hits1, (5x), Last: Mike Mazzara, vs. Marist (4/14/22)
 Sacrifice Flies1, (11x), Last: Mike Steffan, at Ohio (4/23/22 - G1)
 Stolen Bases3, Mike DeStefano, at Morehead State (2/27/22)
3, Dylan Vincent, at Manhattan (3/26/22)
 Hit By a Pitch2, (2x), Last: Jake Zurat, vs. Marist (4/14/22)
 Caught Stealing1, (7x), Last: Jackson Strong, vs. St. Bonaventure (4/26/22)

PITCHING

Innings Pitched8, Matt Duffy, at Charleston Southern (3/12/22 - G1)
 Runs Allowed9, Levi Abbott, vs. Pittsburgh (2/19/22 - G1)
 Earned Runs9, Levi Abbott, vs. Pittsburgh (2/19/22 - G1)
 Walks7, Levi Abbott, vs. Pittsburgh (2/19/22 - G1)
 Strikeouts12, Matt Duffy, at Quinnipiac (4/2/22 - G1)
 Hits Allowed9, Aaron Duffy, vs. Cornell (4/5/22)
 Doubles Allowed3, Levi Abbott, at North Carolina A&T (3/19/22)
3, Aaron Duffy, vs. Cornell (4/5/22)
 Triples Allowed1, (7x), Last: Jeff DeStefano, vs. Marist (4/14/22)
 Home Runs Allowed2, (3x), Last: Matt Duffy, vs. Marist (4/14/22)
 Wild Pitches2, (9x), Last: Rockne Seidel, vs. St. Bonaventure (4/26/22)
 Hit Batsmen2, (12x), Last: Ethan Hennessy, vs. St. Bonaventure (4/26/22)

FIELDING

Putouts16, Mike Mazzara, vs. Marist (4/14/22)
 Assists6, Max Grant, at North Carolina A&T (3/20/22)
 Errors2, (5x), Last: Josh Niles, vs. Marist (4/15/22)
 Passed Balls2, Mike Mazzara, vs. Marist (4/15/22)

TEAM GAME HIGHS

BATTING

At-Bats52, at North Carolina A&T (3/18/22)
 Runs Scored17, (2x), Last: vs. Marist (4/15/22)
 Hits22, at Quinnipiac (4/2/22 - G2)
 Runs Batted In17, vs. Marist (4/15/22)
 Doubles7, at Quinnipiac (4/2/22 - G2)
 Triples2, vs. St. Bonaventure (4/26/22)
 Home Runs3, (3x), Last: vs. Marist (4/15/22)
 Walks13, at Manhattan (3/26/22)
 Strikeouts17, at Liberty (3/6/22)
 Sacrifice Hits1, (5x), Last: vs. Marist (4/14/22)
 Sacrifice Flies2, vs. Pittsburgh (2/20/22)
 Stolen Bases7, at Manhattan (3/26/22)
 Hit By a Pitch4, (2x), Last: vs. Marist (4/15/22)
 Caught Stealing1, (7x), Last: vs. St. Bonaventure (4/26/22)
 Hit into a Double Play3, vs. Pittsburgh (2/20/22)
 Runners Left on Base15, at Charleston Southern (3/12/22 - G1)

PITCHING

Innings Pitched12¹/₃, at North Carolina A&T (3/18/22)
 Runs Allowed18, vs. Marist (4/15/22)
 Earned Runs16, at West Virginia (3/1/22)
 Walks12, (2x), Last: vs. Marist (4/15/22)
 Strikeouts16, at North Carolina A&T (3/18/22)
 Hits Allowed19, at North Carolina A&T (3/19/22)
 Doubles Allowed5, (2x), Last: vs. St. Bonaventure (4/26/22)
 Triples Allowed1, (7x), Last: vs. Marist (4/14/22)
 Home Runs Allowed4, at North Carolina A&T (3/19/22)
 Wild Pitches4, vs. St. Bonaventure (4/26/22)
 Hit Batsmen5, at Liberty (3/6/22)

FIELDING

Putouts37, at North Carolina A&T (3/18/22)
 Assists14, at West Virginia (3/1/22)
 Errors6, at Charleston Southern (3/12/22 - G2)
 Passed Balls2, (2x), Last: vs. Marist (4/15/22)
 Double Plays Turned2, vs. Pittsburgh (2/20/22)
2, at West Virginia (3/1/22)

2022 JERSEY TRACKER



WHITE
 Home: 2-1
 Road: 0-0
 Neutral: 0-0



GRAY
 Home: 0-0
 Road: 4-8
 Neutral: 0-2



NAVY
 Home: 3-1
 Road: 5-4
 Neutral: 2-0



GOLD
 Home: 1-0
 Road: 1-2
 Neutral: 0-0

Date	Opponent	Result	Date	Opponent	Result	Date	Opponent	Result	Date	Opponent	Result
4/5	vs. Cornell	L, 10-11	2/19 (1)	vs. Pittsburgh	L, 2-12	2/18	vs. Pittsburgh	W, 11-3	2/26 (1)	at Morehead State	L, 3-4
4/8	vs. Iona	W, 12-6	2/19 (2)	vs. Pittsburgh	L, 0-4	2/20	vs. Pittsburgh	W, 15-7	2/26 (2)	at Morehead State	L, 2-5
4/16	vs. Marist	W, 11-3	2/27	at Morehead Sttate	W, 6-2	2/25	at Morehead State	W, 11-4	4/3	at Quinnipiac	W, 5-4
			3/1	at West Virginia	L, 3-17	3/4	at Liberty	L, 1-4	4/26	vs. St. Bonaventure	W, 10-8
			3/5	at Liberty	L, 3-14	3/13	at Charleston Southern	W, 8-6			
			3/6	at Liberty	L, 5-14	3/18	at North Carolina A&T	L, 7-8 (13)			
			3/12 (1)	at Charleston Southern	W, 4-2	3/20	at North Carolina A&T	W, 4-0			
			3/12 (2)	at Charleston Southern	W, 15-12	3/26	at Manhattan	W, 13-5			
			3/19	at North Carolina A&T	L, 4-16	3/27	at Manhattan	L, 1-6			
			3/25	at Manhattan	L, 1-2	4/2 (2)	at Quinnipiac	W, 15-9			
			4/2 (1)	at Quinnipiac	L, 2-5	4/9	vs. Iona	W, 13-3			
			4/12	at St. Bonaventure	W, 11-1	4/10	vs. Iona	W, 12-4			
			4/23 (1)	at Ohio	L, 7-8	4/14	vs. Marist	W, 17-12			
			4/23 (2)	at Ohio	L, 5-9	4/15	vs. Marist	L, 17-18			
						4/20	at Niagara	L, 1-3			



2022 CANISIUS BASEBALL GAME NOTES

THE LAST TIME...

A CANISIUS TEAM SCORED...

10+ Runs in a Game	10, vs. St. Bonaventure (4/26/22 - W, 10-8)
15+ Runs in a Game	17, vs. Marist (4/15/22 - L, 17-18)
20+ Runs in a Game	21, vs. Saint Peter's (5/12/21 - G2 - W, 21-0 - 7 inn.)
25+ Runs in a Game	32, at Morehead State (3/22/11 - W, 32-17)
30+ Runs in a Game	32, at Morehead State (3/22/11 - W, 32-17)
5+ Runs in an Inning	10, vs. Marist (4/15/22 - B6 - L, 17-18)
6+ Runs in an Inning	10, vs. Marist (4/15/22 - B6 - L, 17-18)
7+ Runs in an Inning	10, vs. Marist (4/15/22 - B6 - L, 17-18)
8+ Runs in an Inning	10, vs. Marist (4/15/22 - B6 - L, 17-18)
9+ Runs in an Inning	10, vs. Marist (4/15/22 - B6 - L, 17-18)
10+ Runs in an Inning	10, vs. Marist (4/15/22 - B6 - L, 17-18)

A CANISIUS TEAM SCORED...

10+ Runs in 2+ Straight Games	See below
	10, vs. Cornell (4/5/22 - L, 10-11)
	12, vs. Iona (4/8/22 - W, 12-6)
	13, vs. Iona (4/9/22 - W, 13-3)
	12, vs. Iona (4/10/22 - W, 12-4)
10+ Runs in 5+ Straight Games	11, at St. Bonaventure (4/12/22 - W, 11-1)
	17, vs. Marist (4/14/22 - W, 17-12)
	17, vs. Marist (4/15/22 - L, 17-18)
	11, vs. Marist (4/16/22 - W, 11-3)
15+ Runs in 2+ Straight Games	17, vs. Marist (4/14/22 - W, 17-12)
	17, vs. Marist (4/15/22 - L, 17-18)
20+ Runs in 2+ Straight Games	20, vs. Saint Peter's (5/12/21 - G1 - W, 20-11)
	21, vs. Saint Peter's (5/12/21 - G2 - W, 21-0 - 7 inn.)

A CANISIUS TEAM RECORDED...

15+ Hits in a Game	15, vs. Marist (4/16/22 - W, 11-3)
20+ Hits in a Game	22, at Quinnipiac (4/2/22 - G2 - W, 15-9)
25+ Hits in a Game	28, at Morehead State (3/22/11 - W, 32-17)
5+ Doubles in a Game	5, vs. Marist (4/14/22 - W, 17-12)
6+ Doubles in a Game	7, at Quinnipiac (4/2/22 - G2 - W, 15-9)
7+ Doubles in a Game	7, at Quinnipiac (4/2/22 - G2 - W, 15-9)
8+ Doubles in a Game	8, vs. Old Dominion (2/15/15 - W, 8-6)
9+ Doubles in a Game	9, vs. Buffalo (4/4/07 - W, 11-5)
2+ Triples in a Game	2, vs. St. Bonaventure (4/26/22 - W, 10-8)
3+ Triples in a Game	3, vs. Saint Peter's (5/12/21 - G2 - W, 21-0 - 7 inn.)
4+ Triples in a Game	4, vs. Manhattan (5/13/17 - G1 - W, 16-5)
3+ Home Runs in a Game	3, vs. Marist (4/15/22 - L, 17-18)
4+ Home Runs in a Game	4, at Rider (4/28/18 - G2 - L, 12-13)
5+ Home Runs in a Game	5, vs. Buffalo (3/7/12 - W, 24-12)
6+ Home Runs in a Game	6, vs. Niagara (5/5/10 - W, 18-17)
7+ Home Runs in a Game	9, vs. Fairfield (5/9/09 - G1 - W, 22-5)
8+ Home Runs in a Game	9, vs. Fairfield (5/9/09 - G1 - W, 22-5)
9+ Home Runs in a Game	9, vs. Fairfield (5/9/09 - G1 - W, 22-5)
Back-to-Back Home Runs	Jake Burlingame and Mike Steffan, vs. Saint Peter's (5/12/21 - B2 - W, 21-0 - 7 inn.)
Drew 10+ Walks in a Game	10, vs. Iona (4/9/22 - W, 13-3)
Drew 15+ Walks in a Game	16, vs. Quinnipiac (5/9/21 - G2 - W, 15-5 - 7 inn.)
Drew 4+ Hit by Pitches in a Game	4, vs. Marist (4/15/22 - L, 17-18)
Drew 5+ Hit by Pitches in a Game	7, at Charlotte (2/25/19 - W, 10-5)
Drew 6+ Hit by Pitches in a Game	7, at Charlotte (2/25/19 - W, 10-5)
Drew 7+ Hit by Pitches in a Game	7, at Charlotte (2/25/19 - W, 10-5)
Drew 8+ Hit by Pitches in a Game	8, vs. Niagara (5/11/13 - G2 - W, 22-1)
5+ Stolen Bases in a Game	5, vs. Iona (4/9/22 - W, 13-3)
6+ Stolen Bases in a Game	7, at Manhattan (3/26/22 - W, 13-5)
7+ Stolen Bases in a Game	7, at Manhattan (3/26/22 - W, 13-5)
8+ Stolen Bases in a Game	9, at Longwood (3/9/13 - G1 - W, 8-6)
9+ Stolen Bases in a Game	9, at Longwood (3/9/13 - G1 - W, 8-6)
10+ Stolen Bases in a Game	10, vs. LeMoyné (3/26/05 - G2 - L, 6-7 - 11 inn.)

A CANISIUS PITCHING STAFF...

Threw a Combined No-Hitter	at Iona (3/29/13 - G2 - W, 8-0)
Shutout an Opponent	Alex Godzak, Rohn Pierce and Jon Fitzsimmons at North Carolina A&T (3/20/22 - W, 4-0)
Shutout a MAAC Opponent	vs. Saint Peter's (5/12/21 - G2 - W, 21-0 - 7 inn.)
Posted Back-to-Back Shutouts	at Iona (5/6/17 - G2 - W, 1-0) at Iona (5/7/17 - W, 2-0)
Struck out 10+ Batters	12, vs. St. Bonaventure (4/26/22 - W, 10-8)
Struck out 11+ Batters	12, vs. St. Bonaventure (4/26/22 - W, 10-8)
Struck out 12+ Batters	12, vs. St. Bonaventure (4/26/22 - W, 10-8)
Struck out 13+ Batters	15, vs. Marist (4/14/22 - W, 17-12)
Struck out 14+ Batters	15, vs. Marist (4/14/22 - W, 17-12)
Struck out 15+ Batters	15, vs. Marist (4/14/22 - W, 17-12)
Struck out 16+ Batters	16, at North Carolina A&T (3/18/22 - L, 7-8 - 13 inn.)
Struck out 17+ Batters	19, at Buffalo (4/20/16 - W, 3-1 - 12 inn.)
Struck out 18+ Batters	19, at Buffalo (4/20/16 - W, 3-1 - 12 inn.)
Struck out 19+ Batters	19, at Buffalo (4/20/16 - W, 3-1 - 12 inn.)

A CANISIUS PITCHING STAFF ALLOWED...

10+ Runs in 2+ Straight Games	17, vs. Marist (4/14/22 - W, 17-12)
	17, vs. Marist (4/15/22 - L, 17-18)
	10, vs. Monmouth (4/2/17 - W, 11-10)
10+ Runs in 4+ Straight Games	10, at Marist (4/8/17 - G1 - L, 7-10)
	11, at Marist (4/8/17 - G2 - L, 4-11)
	13, at Marist (4/9/17 - L, 3-13)
15+ Runs in 2+ Straight Games	17, vs. Marist (4/14/22 - W, 17-12)
	17, vs. Marist (4/15/22 - L, 17-18)
20+ Runs in 2+ Straight Games	21, vs. Central Connecticut State (3/9/03 - L, 8-21)
	22, at James Madison (3/10/03 - L, 7-22)

A CANISIUS TEAM DEFENSIVELY...

Committed 5+ Errors in a Game	6, at Charleston Southern (3/12/22 - W, 15-12 - 7 inn.)
Committed 6+ Errors in a Game	6, at Charleston Southern (3/12/22 - W, 15-12 - 7 inn.)
Committed 7+ Errors in a Game	9, vs. St. Bonaventure (4/27/05 - L, 3-12)
Committed 8+ Errors in a Game	9, vs. St. Bonaventure (4/27/05 - L, 3-12)
Committed 9+ Errors in a Game	9, vs. St. Bonaventure (4/27/05 - L, 3-12)
Turned 3+ Double Plays in a Game	3, vs. Manhattan (4/10/21 - G1 - W, 10-3)
Turned 4+ Double Plays in a Game	4, at Morehead State (3/15/09 - G2 - W, 6-4)
Turned 5+ Double Plays in a Game	5, at Mount St. Mary's (3/15/08 - G1 - W, 4-2)
No Errors in 3+ Straight Games	3 games (4/25/21 - 4/26/21)
No Errors in 4+ Straight Games	5 games (3/24/19 - 4/1/19)
No Errors in 5+ Straight Games	5 games (3/24/19 - 4/1/19)

A CANISIUS TEAM...

Had a Game End in a Tie	at Marshall (3/1/20 - G2 - T, 2-2)
Played an Extra-Inning Game	at North Carolina A&T (3/18/22 - L, 7-8 - 13 inn.)
Played a Top-25 Team	at No. 20 Liberty (3/6/22 - L, 5-14)
Defeated a Top-25 Team	at No. 25 N.C. State (3/4/18 - W, 3-2)
Swept a Doubleheader	vs. Saint Peter's (5/12/21)
Swept a 3-Game Series	vs. Iona (4/8/22 - 4/10/22)
Swept a 3-Game MAAC Series	vs. Iona (4/8/22 - 4/10/22)
Swept a 4-Game Series	vs. Manhattan (4/10/21 - 4/11/21)
Swept a 4-Game MAAC Series	vs. Manhattan (4/10/21 - 4/11/21)
Swept in a Doubleheader	at Ohio (4/23/22)
Swept in a 3-Game Series	at Liberty (3/4/22 - 3/6/22)
Swept in a 3-Game MAAC Series	at Marist (4/8/17 - 4/9/17)
Swept in a 4-Game Series	at Fairfield (3/20/21 - 3/21/21)
Swept in a 4-Game MAAC Series	at Fairfield (3/20/21 - 3/21/21)

Bold denotes occurred during 2022 season



2022 CANISIUS BASEBALL GAME NOTES

THE LAST TIME...

A CANISIUS INDIVIDUAL...

Scored 4+ Runs in a Game	5, Mike DeStefano, vs. Marist (4/14/22 - W, 17-12)
Scored 5+ Runs in a Game	5, Mike DeStefano, vs. Marist (4/14/22 - W, 17-12)
Recorded 4+ Hits in a Game	4, Max Grant, vs. St. Bonaventure (4/26/22 - W, 10-8)
Recorded 5+ Hits in a Game	5, Connor Panas, vs. Marist (5/3/15 - W, 16-11)
Recorded 6+ Hits in a Game	6, Ralph Allocco, vs. Morehead State (3/22/11 - W, 32-17)
Recorded 2+ Doubles in a Game	2, Max Grant, at Quinnipiac (4/3/22 - W, 5-4)
Recorded 3+ Doubles in a Game	3, Ryan Stekl, vs. Manhattan (5/13/17 - G1 - W, 16-5)
Recorded 2+ Triples in a Game	2, Chris Guarin, vs. Youngstown State (4/20/11 - W, 11-3)
Had a Multi-HR Game	2, Mike Steffan, vs. Pittsburgh (2/18/22 - W, 11-3)
Had a 3-HR Game	3, Jimmy Luppens, at Ohio (3/16/13 - W, 16-8)
Hit for the Cycle	Sean Jamieson, at Morehead State (3/22/11 - W, 32-17)
Hit a Grand Slam	Trevor Henneman, vs. Marist (4/15/22 - L, 17-18)
Hit an Inside-the-Park Home Run	Mike Steffan, vs. Iona (4/10/22 - W, 12-4)
Recorded 5+ RBI in a Game	5, Max Grant, vs. Marist (4/15/22 - L, 17-18) 5, Trevor Henneman, vs. Marist (4/15/22 - L, 17-18)
Recorded 6+ RBI in a Game	6, Vinny Chiarenza, at Monmouth (5/15/21 - G2 - L, 11-12 - 10 inn.)
Recorded 7+ RBI in a Game	7, Ryan Stekl, vs. Siena (4/2/16 - W, 16-4)
Recorded 8+ RBI in a Game	8, Jimmy Luppens, at Ohio (3/16/13 - W, 16-8)
Recorded 9+ RBI in a Game	9, Sean Jamieson, at Morehead State (3/22/11 - W, 32-17)
Drew 3+ Walks in a Game	3, Kyle Kush, vs. Marist (4/16/22 - W, 11-3)
Drew 4+ Walks in a Game	4, Carlin Dick, vs. Saint Peter's (5/12/21 - G2 - W, 21-0 - 7 inn.)
Drew 5+ Walks in a Game	5, Christ Conley, vs. Milwaukee (2/18/18 - W, 3-2)
Stole 2+ Bases in a Game	2, Mike DeStefano, at Quinnipiac (4/2/22 - G2 - W, 15-9)
Stole 3+ Bases in a Game	3, Dylan Vincent, at Manhattan (3/26/22 - W, 13-5)
Stole 4+ Bases in a Game	4, Connor Panas, at George Mason (4/18/15 - W, 8-2)
Hit by 2+ Pitches in a Game	2, Jake Zurat, vs. Marist (4/14/22 - W, 17-12)
Hit by 3+ Pitches in a Game	3, Jake Burlingame, at Charlotte (2/25/19 - W, 10-5)
Hit by 4+ Pitches in a Game	4, Ronnie Bernick, vs. Marist (4/27/13 - G1 - W, 10-4)
Walk-off Hit	Jake Zurat (2-run HR), vs. St. Bonaventure (4/26/22 - W, 10-8)
Walk-off Home Run	Jake Zurat (2-run HR), vs. St. Bonaventure (4/26/22 - W, 10-8)
Recorded a 10-Game Hit Streak	10 games, Jacob Martins (5/9/21 - 5/20/21)
Recorded a 15-Game Hit Streak	18 games, Liam Wilson (3/18/18 - 4/22/18)
Recorded a 20-Game On-Base Streak	30 games, Mike DeStefano (2/18/22 - 4/14/22)
Recorded a 25-Game On-Base Streak	30 games, Mike DeStefano (2/18/22 - 4/14/22)
Recorded a 30-Game On-Base Streak	57 games, Liam Wilson (4/29/17 - 5/4/18)
Recorded a 40-Game On-Base Streak	57 games, Liam Wilson (4/29/17 - 5/4/18)

A CANISIUS PITCHER...

Threw a 7-Inning No-Hitter	Joe Mamott, vs. Siena (5/2/93 - G1 - W, 6-0)
Threw a 9-Inning No-Hitter	Never
Perfect Game	Never
Threw a 7-Inning Complete Game	Will Frank, at Quinnipiac (5/10/21 - G1 - L, 1-2)
Threw a 9-Inning Complete Game	Matt Duffy, at Fairfield (5/26/21 - W, 4-1)
Threw a 7-Inning Complete Game Shutout	Ryan Boyer, vs. Rider (4/25/21 - G1 - W, 8-0)
Threw a 9-Inning Complete Game Shutout	Rohn Pierce, at East Tennessee State (3/1/14 - W, 2-0)
Pitched 3+ Scoreless Relief Innings	Brett Kochanski (3 IP), at Manhattan (3/26/22 - W, 13-5)
Pitched 3+ Hitless Relief Innings	Brett Kochanski (3 IP), at Manhattan (3/26/22 - W, 13-5)
Pitched 4+ Scoreless Relief Innings	Kyle Warner (5 ² / ₃ IP), vs. Marist (5/20/21 - G1 - W, 8-3)
Did not allow a walk (Min. 8 IP)	Andrew Sipowicz (8 IP), vs. Marist (4/13/19 - W, 4-2)
Struck out 10+ Batters	10, Matt Duffy, vs. Iona (4/8/22 - W, 12-6)
Struck out 11+ Batters	12, Matt Duffy, at Quinnipiac (4/2/22 - G2 - L, 2-5)
Struck out 12+ Batters	12, Matt Duffy, at Quinnipiac (4/2/22 - G2 - L, 2-5)
Struck out 13+ Batters	15, Mark West, vs. Saint Peter's (3/25/00 - G1 - W, 9-2)
Struck out 14+ Batters	15, Mark West, vs. Saint Peter's (3/25/00 - G1 - W, 9-2)
Struck out 15+ Batters	15, Mark West, vs. Saint Peter's (3/25/00 - G1 - W, 9-2)

Bold denotes occurred during 2022 season

PLAYER PERFORMANCES

MULTI-HIT GAMES . . . 2022 . . . REC . . . CAREER . . . REC

Chiarenza	7	5-2	20	12-8
Chisholm	4	2-2	4	2-2
M.DeStefano	17	12-5	24	15-9
Dick	4	3-1	11	8-3
Dodson	4	2-2	6	4-2
Ennen	—	0-0	—	0-0
Grant	20	12-8	30	18-12
Henneman	5	3-2	10	5-5
Hennessy	—	0-0	—	0-0
Krzeminski	6	4-2	14	8-6
Kush	9	6-3	15	9-6
Mazzara	3	2-1	9	6-3
Migliore	—	0-0	—	0-0
Niles	4	4-0	4	4-0
Rumley	—	0-0	—	0-0
Sebastian	—	0-0	—	0-0
Steffan	14	10-4	28	21-7
Strong	—	0-0	—	0-0
Terry-Emanuel	—	0-0	—	0-0
Vincent	13	6-7	25	14-11
Zurat	1	1-0	2	2-0

MULTI-RBI GAMES . . . 2022 . . . REC . . . CAREER . . . REC

Chiarenza	7	5-2	16	11-5
Chisholm	1	1-0	1	1-0
M.DeStefano	10	8-2	11	9-2
Dick	3	3-0	5	5-0
Dodson	1	1-0	3	3-0
Ennen	—	0-0	—	0-0
Grant	10	7-3	14	11-3
Henneman	2	1-1	3	2-1
Hennessy	—	0-0	—	0-0
Krzeminski	3	2-1	8	5-3
Kush	3	3-0	7	7-0
Mazzara	—	0-0	2	1-1
Migliore	—	0-0	—	0-0
Niles	4	4-0	4	4-0
Rumley	—	0-0	—	0-0
Sebastian	—	0-0	—	0-0
Steffan	10	7-3	19	12-7
Strong	—	0-0	—	0-0
Terry-Emanuel	—	0-0	—	0-0
Vincent	1	1-0	5	5-0
Zurat	1	1-0	2	2-0

QUALITY STARTS . . . 2022 . . . REC . . . CAREER . . . REC

NOTE: A starting pitcher records a quality start when he pitches at least six innings and allows three earned runs or fewer

Abbott	—	0-0	—	0-0
Abramson	—	0-0	—	0-0
Barry	—	0-0	—	0-0
Consigli	—	0-0	—	0-0
J.DeStefano	—	0-0	—	0-0
A.Duffy	—	0-0	—	0-0
M.Duffy	6	3-3	8	5-3
Fron	—	0-0	3	1-2
Greenleaf	—	0-0	—	0-0
Guiliano	—	0-0	—	0-0
Hoover	—	0-0	—	0-0
Kochanski	—	0-0	—	0-0
Murray	—	0-0	—	0-0
Peltier	—	0-0	1	1-0
Pouliot	2	2-0	2	2-0
Ritzenthaler	—	0-0	—	0-0
Seidel	—	0-0	—	0-0
Yankowski	—	0-0	—	0-0

All records are for games played at Division I level



2022 CANISIUS BASEBALL GAME NOTES

SINGLE-SEASON BATTING RECORDS

BATTING AVERAGE

AVG	Season
1. .342 (379-1108)	1997
2. .341 (252-738)	1987
3. .341 (298-874)	1982
4. .330 (680-2059)	2010
5. .329 (420-1278)	1994
6. .320 (582-1834)	2008
7. .317 (258-813)	1985
8. .314 (592-1887)	2014
9. .314 (631-2008)	2009
10. .310 (222-717)	1986

MOST GAMES PLAYED

Games	Season
1. 64	2015
2. 60	2010
60	2012
4. 59	2013
5. 59	2016
6. 58	2009
58	2011
8. 57	2017
57	2018
10. 56	2014

MOST DOUBLES

Doubles	Season
1. 129	2010
2. 123	2009
3. 111	2018
4. 104	2008
5. 103	1994
103	2015
7. 102	2014
8. 99	2013
9. 90	2012
10. 88	2011

MOST WALKS

BB	Season
1. 283	2015
2. 281	2018
3. 278	2014
4. 264	2010
5. 263	2013
6. 248	2017
7. 247	2012
8. 246	2016
9. 237	2008
10. 232	2006

SLUGGING PERCENTAGE

SLG%	Season
1. .534 (874 AB)	1982
2. .529 (1108 AB)	1997
3. .527 (2008 AB)	2009
4. .518 (2059 AB)	2010
5. .515 (1278 AB)	1994
6. .503 (813 AB)	1985
7. .493 (998 AB)	1996
8. .491 (1834 AB)	2008
9. .481 (671 AB)	1983
10. .476 (738 AB)	1987

MOST RUNS SCORED

Runs	Season
1. 544	2010
2. 464	2009
3. 452	2008
4. 427	2015
5. 414	2013
6. 410	2014
7. 393	2018
8. 353	2012
9. 336	2006
10. 329	2011

MOST TRIPLES

Triples	Season
1. 26	2013
2. 25	2014
25	2015
4. 22	2019
5. 20	2017
6. 18	1982
18	2012
18	2021
8. 17	2009
17	2018
10. 16	1985

MOST HBP

HBP	Season
1. 125	2013
2. 110	2014
3. 101	2018
4. 99	2010
5. 92	2009
6. 91	2006
7. 88	2008
8. 85	2015
9. 78	2017
10. 76	2011

ON-BASE PERCENTAGE

OBP	Season
1. .431 (874 AB)	1982
2. .426 (1887 AB)	2014
3. .420 (2059 AB)	2010
4. .417 (1834 AB)	2008
5. .416 (1955 AB)	2013
6. .409 (1108 AB)	1997
7. .407 (1126 AB)	2021
8. .405 (813 AB)	1985
9. .404 (1278 AB)	1994
10. .403 (2008 AB)	2009

MOST HITS

Hits	Season
1. 680	2010
2. 631	2009
3. 615	2015
4. 598	2013
5. 592	2014
6. 586	2008
7. 551	2018
8. 536	2012
9. 508	2011
508	2017

MOST HOME RUNS

HR	Season
1. 90	2009
2. 77	2010
3. 65	2008
4. 42	1997
5. 39	1994
6. 38	2018
7. 37	1996
8. 35	2011
9. 34	2015
10. 33	2022

MOST STOLEN BASES

SB	Season
1. 107	2013
2. 94	2009
3. 90	2010
4. 86	2008
5. 85	2005
6. 84	2014
7. 83	2006
8. 80	2011
80	2012
10. 78	1994
78	2016

SINGLE-SEASON PITCHING RECORDS

EARNED RUN AVERAGE

ERA	Year
1. 3.26 (199.0 IP)	1978
2. 3.77 (472.2 IP)	2014
3. 3.94 (491.0 IP)	2016
4. 4.09 (486.2 IP)	2017
5. 4.21 (495.2 IP)	2013
6. 4.22 (177.0 IP)	1986
7. 4.40 (448.0 IP)	2008
4.40 (492.2 IP)	2018
9. 4.60 (508.1 IP)	2012
10. 4.62 (471.1 IP)	2011

WINS

Wins	Year
1. 42	2013
2. 41	2008
3. 40	2014
4. 39	2010
5. 36	2009
6. 35	2017
35	2018
8 34	2015
9. 33	2012
10. 32	2016

COMPLETE GAMES

CG	Year
1. 21	1991
2. 16	1985
16	1990
4. 15	1999
5. 14	1988
6. 13	1982
13	2000
13	2008
9. 12	1987
12	1993

FIELDING PERCENTAGE

FLD%	Year
1. .975	2021
2. .974	2011
3. .973	2014
4. .972	2019
5. .971	2009
6. .970	2008
7. .969	2012
8. .968	2017
9. .967	2013
.967	2016

STRIKEOUTS PER 9 INNINGS

K/9 IP	Year
1. 9.75 (305 $\frac{2}{3}$ IP)	2022
2. 8.50 (90 IP)	1964
3. 8.27 (86 IP)	1973
4. 7.93 (492 $\frac{2}{3}$ IP)	2018
5. 7.87 (330 $\frac{2}{3}$ IP)	2000
6. 7.85 (281 IP)	2021
7. 7.75 (491 IP)	2016
8. 7.60 (486 $\frac{2}{3}$ IP)	2017
9. 7.58 (449 IP)	2019
10. 7.43 (538 IP)	2015

SAVES

Saves	Year
1. 18	2016
2. 17	2017
3. 14	2012
14	2018
5. 13	2013
6. 12	2015
12	2019
8. 11	2010
11	2011
10. 10	2008
10	1994

STRIKEOUTS

SO	Year
1. 444	2015
2. 434	2018
3. 423	2016
4. 411	2017
5. 378	2019
6. 365	2013
7. 347	2012
8. 339	2010
9. 332	2009
10. 331	2022



2022 CANISIUS BASEBALL GAME NOTES

SINGLE-SEASON BATTING RECORDS

GAMES PLAYED

GP	Player	Season
1. 64	Connor Panas	2015
64	Jesse Puscheck	2015
64	Brett Siddall	2015
4. 63	Jake Lumley	2015
63	Anthony Massicci	2015
63	Ryan Stekl	2015
7. 60	Ian Choy	2010
60	Steve McQuail	2010
9. 59	5 players tied	

AT-BATS

ABs	Player	Season
1. 249	Brett Siddall	2015
2. 248	Jake Lumley	2015
3. 247	Connor Panas	2015
4. 238	Perry Silverman	2010
5. 236	Jesse Puscheck	2015
236	Ryan Stekl	2015
7. 228	Jake Lumley	2017
8. 226	Kevin Mailloux	2009
9. 224	Steve McQuail	2010
10. 221	Liam Wilson	2018

RUNS SCORED

Runs	Player	Season
1. 74	Perry Silverman	2010
2. 70	Steve McQuail	2010
3. 67	Kevin Mahoney	2009
67	Connor Panas	2015
5. 66	Sean Jamieson	2010
6. 60	Sean Jamieson	2011
7. 59	Kevin Mailloux	2009
59	Ian Choy	2010
9. 57	Brian Burton	2010
10. 56	Kevin Mailloux	2008

HITS

Hits	Player	Season
1. 92	Connor Panas	2015
2. 89	Steve McQuail	2010
3. 86	Kevin Mailloux	2009
4. 85	Brett Siddall	2015
5. 83	Ian Choy	2010
6. 82	Jake Lumley	2015
7. 81	Jake Lumley	2017
8. 79	Brian Burton	2010
9. 78	Sean Jamieson	2010
78	Liam Wilson	2018

DOUBLES

2B	Player	Season
1. 27	Liam Wilson	2018
2. 24	Brett Siddall	2015
3. 21	Steve McQuail	2010
4. 19	Kevin Mahoney	2009
19	Perry Silverman	2010
19	Jesse Puscheck	2015
7. 18	Liam Wilson	2017
8. 17	5 players tied	

TRIPLES

3B	Player	Season
1. 7	Branson Joseph	2009
7	Connor Panas	2015
3. 6	Jesse Kelso	2012
4. 5	Ray Jablonski	1979
5	Kevin Glover	1996
5	Jake Lumley	2015
5	Stephen Bennett	2019
8. 4	11 players tied	

HOME RUNS

HR	Player	Season
1. 22	Kevin Mahoney	2009
2. 20	Steve McQuail	2010
3. 17	Brian Burton	2010
4. 16	Kevin Mailloux	2009
5. 13	Todd Schell	1994
13	Sean Jamieson	2011
7. 12	Kevin Mahoney	2008
12	Kevin Mailloux	2008
12	Brett Siddall	2015
10. 11	Branson Joseph	2008
11	Connor Panas	2015

RUNS BATTED IN

RBI	Player	Season
1. 81	Steve McQuail	2010
2. 68	Brian Burton	2010
68	Connor Panas	2015
4. 63	Brett Siddall	2015
63	Ryan Stekl	2018
6. 62	Kevin Mahoney	2009
7. 57	Branson Joseph	2009
57	Ian Choy	2010
9. 56	Kevin Mailloux	2009
56	Shayne Willson	2010

BATTING AVERAGE

(MIN. 100 ABs)			
BA	Player	Season	
1. .436	Kevin Vogel	1985	
2. .416	Max Grant	2022	
3. .400	Jeremy Ross	1997	
4. .397	Steve McQuail	2010	
5. .390	Brian Hennessy	1994	
6. .389	Jason Rausch	1993	
7. .381	Kevin Mailloux	2009	
8. .378	Jason Kline	1997	
9. .377	Kevin Mailloux	2008	
.377	Ian Choy	2010	
.377	Todd Schell	1994	

SLUGGING PERCENTAGE

(MIN. 100 ABs)			
SLG%	Player	Season	
1. .768	Steve McQuail	2010	
2. .754	Todd Schell	1994	
3. .746	Kevin Mahoney	2009	
4. .713	Kevin Vogel	1985	
5. .701	Jason Kline	1997	
6. .699	Jason Rausch	1993	
7. .679	Jason Rausch	1991	
8. .675	Brian Burton	2010	
9. .673	Kevin Mailloux	2009	
10. .665	Kevin Mahoney	2008	

ON-BASE PERCENTAGE

(MIN. 100 ABs)			
OBP	Player	Season	
1. .506	Max Grant	2022	
2. .496	Ian Choy	2010	
3. .493	Jason Rausch	1993	
4. .492	Kevin Reimer	2008	
5. .490	Jimmy Luppens	2014	
6. .489	Anthony Massicci	2014	
7. .483	Matt Mazurek	2006	
8. .483	Sean Jamieson	2010	
9. .480	Brian Przybysz	1995	
10. .478	Ian Choy	2009	



Sophomore infielder Max Grant

ON-BASE + SLUGGING PERCENTAGE

OPS	Player	Season
1. 1.241	Steve McQuail	2010
2. 1.208	Kevin Mahoney	2009
3. 1.192	Jason Rausch	1993
4. 1.185	Kevin Vogel	1985
1.185	Todd Schell	1994
6. 1.171	Jason Kline	1997
7. 1.170	Max Grant	2022
8. 1.136	Jason Rausch	1991
9. 1.124	Brian Burton	2010
10. 1.119	Kevin Mailloux	2009

WALKS

BB	Player	Season
1. 54	Shane Zimmer	2012
2. 50	Christ Conley	2018
3. 46	Anthony Massicci	2016
4. 42	Anthony Massicci	2014
5. 40	Anthony Massicci	2015
6. 39	Kevin Mahoney	2009
7. 38	Sean Jamieson	2010
8. 37	Branson Joseph	2006
37	Jesse Puscheck	2015
37	Conner Morro	2019

STRIKEOUTS

SO	Player	Season
1. 61	Stephen Bennett	2019
2. 58	Anthony Massicci	2016
58	Jake Burlingame	2019
4. 54	Kevin Mahoney	2007
5. 52	Ryan Coppinger	2011
6. 51	Ishmael Cox	2002
51	Adam Tricarico	2016
8. 49	Ryan Stekl	2016
9. 48	Chris Gruarin	2012
48	Anthony Massicci	2015

TIMES HIT BY PITCH

HBP	Player	Season
1. 25	Jimmy Luppens	2014
2. 24	Ian Choy	2010
3. 20	Christ Conley	2017
4. 19	Jimmy Luppens	2013
5. 17	Ronnie Bernick	2012
6. 16	Adam Donato	2008
16	Connor Panas	2015
8. 15	Matt Mazurek	2006
15	Christ Conley	2018
10. 14	5 players tied	

STOLEN BASES

SB	Player	Season
1. 24	Kyle Domogala	2001
2. 22	Kyle Domogala	2000
22	Sean Jamieson	2011
4. 21	Anthony Massicci	2016
5. 20	Jeremy Ross	1998
6. 19	Herm Lewis	1980
19	Dave Mahoney	1994
19	Kevin Mahoney	2009
19	Connor Panas	2015
10. 18	Matt Mazurek	2006

TOTAL BASES

TB	Player	Season
1. 172	Steve McQuail	2010
2. 156	Kevin Mahoney	2009
156	Connor Panas	2015
4. 152	Kevin Mailloux	2009
5. 147	Brett Siddall	2015
6. 143	Brian Burton	2010
7. 138	Liam Wilson	2018
8. 129	Kevin Mailloux	2008
9. 125	Sean Jamieson	2011
10. 119	Kevin Mahoney	2008

Bold denotes this season



2022 CANISIUS BASEBALL GAME NOTES

CAREER BATTING RECORDS

GAMES PLAYED

GP	Player	Season(s)
1. 230	Ryan Stekl	2015-18
2. 217	Connor Panas	2012-15
3. 216	Kevin Mahoney	2006-09
4. 213	Ian Choy	2007-10
	Branson Joseph	2006-09
6. 208	Jose Torralba	2011-14
7. 207	Jake Lumley	2014-17
8. 206	Anthony Massicci	2013-16
9. 205	Brian Burton	2008-11
10. 200	Christ Conley	2014-18

AT-BATS

ABs	Player	Season(s)
1. 873	Ryan Stekl	2015-18
2. 786	Kevin Mahoney	2006-09
3. 782	Branson Joseph	2006-09
4. 768	Jake Lumley	2014-17
5. 736	Ian Choy	2007-10
6. 728	Jose Torralba	2011-14
7. 722	Connor Panas	2012-15
8. 693	Brian Burton	2008-11
9. 676	Anthony Massicci	2013-16
10. 649	Liam Wilson	2016-18

RUNS SCORED

Runs	Player	Season(s)
1. 202	Kevin Mahoney	2006-09
2. 166	Branson Joseph	2006-09
3. 165	Anthony Massicci	2013-16
4. 162	Connor Panas	2012-15
5. 155	Jake Lumley	2014-17
6. 150	Ryan Stekl	2015-18
7. 148	Perry Silverman	2007-10
	Jose Torralba	2011-14
9. 141	Ian Choy	2007-10
	Brian Burton	2008-11

HITS

Hits	Player	Season(s)
1. 259	Jake Lumley	2014-17
2. 258	Ryan Stekl	2015-18
3. 256	Ian Choy	2007-10
4. 254	Kevin Mahoney	2006-09
5. 247	Connor Panas	2012-15
6. 230	Anthony Massicci	2013-16
7. 227	Branson Joseph	2006-09
8. 220	Brian Burton	2008-11
9. 219	Liam Wilson	2016-18
10. 203	Jose Torralba	2011-14

DOUBLES

2B	Player	Season(s)
1. 59	Liam Wilson	2016-18
2. 54	Ryan Stekl	2015-18
3. 52	Kevin Mahoney	2006-09
4. 50	Connor Panas	2012-15
5. 45	Ian Choy	2007-10
6. 42	Branson Joseph	2006-09
	Brett Siddall	2013-15
8. 40	Jimmy Luppens	2011-14
	Anthony Massicci	2013-16
10. 39	Connor Burke	2006-09

TRIPLES

3B	Player	Season(s)
1. 13	Connor Panas	2012-15
2. 12	Jesse Kelso	2012-14
	Anthony Massicci	2013-16
4. 10	Gabe Baida	2003-06
	Jake Lumley	2014-17
10	Stephen Bennett	2017-20
7. 9	Kevin Smith	2003-06
	Branson Joseph	2006-09
9	Ryan Coppinger	2011-14
9	Jake Burlingame	2017-21

HOME RUNS

HR	Player	Season(s)
1. 47	Kevin Mahoney	2006-09
2. 30	Steve McQuail	2008-10
	Brian Burton	2008-11
4. 28	Kevin Mailloux	2007-09
5. 27	Jason Rausch	1990-93
6. 25	Branson Joseph	2006-09
7. 22	Todd Schell	1994-95
8. 20	Sean Jamieson	2010-11
9. 19	Ian Choy	2007-10
19	Shayne Willson	2009-10

RUNS BATTED IN

RBI	Player	Season(s)
1. 187	Kevin Mahoney	2006-09
2. 186	Ryan Stekl	2015-18
3. 174	Brian Burton	2008-11
4. 156	Branson Joseph	2006-09
5. 155	Connor Panas	2012-15
6. 142	Ian Choy	2007-10
7. 135	Brett Siddall	2013-15
8. 129	Steve McQuail	2013-15
9. 128	Jimmy Luppens	2011-14
10. 121	Liam Wilson	2016-18

BATTING AVERAGE

(MIN. 200 ABs)		
AVG	Player	Season(s)
1. .402	Kevin Vogel	1985-87
2. .400	Max Grant	2021-22
3. .385	Greg Dowden	1983-85
4. .379	Kevin Mailloux	2007-09
5. .374	Jason Rausch	1990-93
6. .363	Kevin Reimer	2007-08
7. .363	Jason Kline	1996-97
8. .361	Sean Jamieson	2010-11
9. .355	Matt Mazurek	2005-06
10. .348	Ian Choy	2007-10

SLUGGING PERCENTAGE

(MIN. 200 ABs)		
SLG	Player	Season(s)
1. .779	Greg Dowden	1983-85
2. .675	Jason Rausch	1990-93
3. .653	Kevin Mailloux	2007-09
4. .650	Todd Schell	1994-95
5. .631	Steve McQuail	2008-10
6. .618	Kevin Vogel	1985-87
7. .592	Sean Jamieson	2010-11
8. .590	Jason Kline	1996-97
9. .589	Kevin Mahoney	2006-09
10. .565	Adam Donato	2007-08



Connor Panas (2012-15)

ON-BASE PERCENTAGE

(MIN. 200 ABs)		
OBP	Player	Season(s)
1. .502	Max Grant	2021-22
2. .486	John Miosi	1980-83
3. .478	Jason Rausch	1990-93
4. .475	Sean Jamieson	2010-11
5. .474	Kevin Reimer	2007-08
6. .469	Matt Mazurek	2005-06
7. .467	Greg Dowden	1983-85
8. .456	Ian Choy	2007-10
9. .453	Anthony Massicci	2013-16
10. .452	Christ Conley	2014-18

WALKS

BB	Player	Season(s)
1. 141	Anthony Massicci	2013-16
2. 124	Christ Conley	2014-18
3. 116	Kevin Mahoney	2006-09
	Shane Zimmer	2011-14
5. 109	Ryan Stekl	2015-18
6. 106	Connor Panas	2012-15
7. 105	Branson Joseph	2006-09
8. 104	Jake Lumley	2014-17
9. 102	Matt Novo	1989-92
10. 88	Brian Burton	2008-11

STRIKEOUTS

SO	Player	Season(s)
1. 194	Jake Burlingame	2017-21
2. 173	Ryan Stekl	2015-18
3. 168	Kevin Mahoney	2006-09
4. 158	Joseph Preziuso	2016-19
5. 152	Anthony Massicci	2013-16
6. 151	Ishmael Cox	2000-03
7. 147	Branson Joseph	2006-09
8. 138	Ryan Coppinger	2011-14
9. 137	Connor Burke	2006-09
10. 131	Stephen Bennett	2017-20

TIMES HIT BY A PITCH

HBP	Player	Season(s)
1. 53	Jimmy Luppens	2011-14
2. 50	Christ Conley	2014-18
3. 49	Ian Choy	2007-10
4. 41	Connor Panas	2012-15
	Liam Wilson	2016-18
6. 40	Ronnie Bernick	2011-14
7. 32	Alec Cabello	2006-09
	Branson Joseph	2006-09
	Kevin Mahoney	2006-09
10. 29	Chris Guarini	2011-13
	Mark McKenna	2016-19

STOLEN BASES

SB	Player	Season(s)
1. 57	Kyle Domogala	1999-01
2. 55	Mike Krisch	2012-15
3. 54	Branson Joseph	2006-09
4. 50	Jose Torralba	2011-14
5. 45	Jeremy Ross	1995-98
6. 43	Anthony Massicci	2013-16
7. 42	Connor Panas	2012-15
	Jake Burlingame	2017-21
9. 40	Brian Hennessy	1994-97
	Jake Lumley	2014-17

TOTAL BASES

TB	Player	Season(s)
1. 463	Kevin Mahoney	2006-09
2. 377	Connor Panas	2012-15
3. 372	Ryan Stekl	2015-18
4. 362	Branson Joseph	2006-09
5. 360	Ian Choy	2007-10
6. 351	Brian Burton	2008-11
7. 334	Jake Lumley	2014-17
8. 331	Liam Wilson	2016-18
9. 303	Anthony Massicci	2013-16
10. 284	Brett Siddall	2013-15

INTENTIONAL WALKS

IBB	Player	Season(s)
1. 8	Kevin Mahoney	2006-09
2. 7	Connor Panas	2012-15
3. 6	Ryan Stekl	2015-18
4. 5	Matt Mazurek	2005-06
5	Jake Lumley	2014-17

Bold denotes active player



2022 CANISIUS BASEBALL GAME NOTES

SINGLE-SEASON PITCHING RECORDS

EARNED RUN AVERAGE

(MIN. 60 IP)

ERA	Player	Season
1. 0.98	Tyler Smith	2018
2. 1.16	Jon Fitzsimmons	2013
3. 1.78	Mike Catanzaro	1977
4. 1.97	Iannick Remillard	2016
5. 2.18	Rohn Pierce	2014
6. 2.18	Joe DeMartino	1989
7. 2.41	Garrett Cortright	2013
8. 2.42	Shane Davis	2008
9. 2.63	Alex Godzak	2014
10. 2.70	Mike Catanzaro	1978
2.70	Brandon Bielecki	2014

WINS

Wins	Player	Season
1. 12	Shane Davis	2008
2. 11	Garrett Cortright	2013
11	Rohn Pierce	2014
4. 10	Alex Godzak	2014
5. 9	Shane Davis	2009
9	Shane Davis	2010
9	J.P. Stevenson	2017
9	J.P. Stevenson	2018
9. 8	Mike Bos	1994
8	Alex Godzak	2013

WIN-LOSS PERCENTAGE

(MIN. 10 DEC.)

W%	Player	Season
1. .923	Shane Davis (12-1)	2008
2. .846	Rohn Pierce (11-2)	2014
3. .833	J.P. Stevenson (10-2)	2018
4. .818	Shane Davis (9-2)	2009
5. .750	Shane Davis (9-3)	2010
.750	Alex Godzak (9-3)	2014
7. .733	Garrett Cortright (11-4)	2013
8. .727	Alex Godzak (8-3)	2013
9. .700	Ryan McGorman (7-3)	2008
.700	Adam Wertman (7-3)	1995

LOSSES

L	Player	Season
1. 12	Jeremy Dracup	2003
2. 10	Tyler Hosick	2000
10	Jeremy Dracup	2002
4. 9	Ryan Topping	2003
9	Alex MacKenzie	2007
6. 8	Jordan Neufeld	2003
8	Jordan Neufeld	2005
8	John Axford	2006
9. 7	10 players tied	

SHUTOUTS

SO	Player	Season
1. 2	Paul Feltman	1992
2	Alex MacKenzie	2007
3. 1	18 players tied	

GAMES STARTED

GS	Player	Season
1. 16	Garrett Cortright	2013
16	Devon Stewart	2015
16	J.P. Stevenson	2018
4. 15	9 players tied	

APPEARANCES

App.	Player	Season
1. 25	Jon Fitzsimmons	2012
25	Tyler Smith	2018
3. 24	Nathan Linseman	2012
24	Iannick Remillard	2016
5. 23	Will Frank	2018
6. 22	Ryan McGorman	2008
22	Josh Marshall	2010
22	Brandon Bielecki	2015
22	Zachary Sloan	2015
22	Eric Stolzenburg	2015
22	Michael Ginther	2016
22	Tyler Smith	2016
22	Tyler Smith	2017

COMPLETE GAMES

CG	Player	Season
1. 10	Shane Davis	2008
2. 6	Doug Carlson	1982
6	John Davidson	1991
6	Joe Mamott	1994
6	Brendan Dunford	1999
6. 5	10 players tied	

SAVES

SV	Player	Season
1. 17	Iannick Remillard	2016
2. 11	Jon Fitzsimmons	2012
11	Tyler Smith	2017
4. 10	Jon Fitzsimmons	2013
10	Iannick Remillard	2015
10	Tyler Smith	2018
7. 8	Will Frank	2019
8. 7	Ryan McGorman	2008
7	Shayne Willson	2010
10. 5	Derek Zgoda	1994
5	Brandon Bielecki	2014

INNINGS PITCHED

IP	Player	Season
1. 115 $\frac{1}{3}$	Garrett Cortright	2010
2. 111 $\frac{2}{3}$	Rohn Pierce	2014
3. 99	J.P. Stevenson	2018
4. 98 $\frac{1}{3}$	Shane Davis	2010
98 $\frac{1}{3}$	Devon Stewart	2015
6. 97 $\frac{2}{3}$	Shane Davis	2011
97 $\frac{2}{3}$	Garrett Cortright	2012
8. 96 $\frac{1}{3}$	Billy Martin	2012
9. 95 $\frac{1}{3}$	Alex MacKenzie	2008
10. 94 $\frac{2}{3}$	Devon Stewart	2012

STRIKEOUTS

SO	Player	Season
1. 99	Mark West	2000
2. 93	J.P. Stevenson	2018
3. 85	Joe Mamott	1994
4. 80	Matt Duffy	2022
5. 76	Garrett Cortright	2012
76	Garrett Cortright	2013
7. 75	John Axford	2006
75	Devon Stewart	2015
9. 71	Andrew Sipowicz	2019
10. 70	Shane Davis	2010



Sophomore Matt Duffy

STRIKEOUTS PER 9 INNINGS

(MIN. 30 IP)

SO/9	Player	Season
1. 12.14	Tyler Smith	2015
2. 12.03	Ryan Boyer	2021
3. 11.95	Joe Mamott	1994
4. 11.89	Tyler Smith	2016
5. 11.49	Matt Duffy	2022
6. 11.03	Jon Fitzsimmons	2013
7. 10.55	Tyler Smith	2018
8. 10.54	Iannick Remillard	2015
9. 10.37	Will Frank	2018
10. 10.16	Mark West	2000

FEWEST WALKS PER 9 INN.

(MIN. 30 IP)

BB/9	Player	Season
1. 0.84	Tim Seil	2011
2. 1.29	Rohn Pierce	2014
3. 1.47	Ryan Boyer	2021
4. 1.54	Andrew Sipowicz	2019
5. 1.59	Kyle Warner	2021
6. 1.75	Shane Davis	2011
7. 1.84	Aaron Casper	2016
8. 1.87	Matt Duffy	2022
9. 1.91	J.P. Stevenson	2018
10. 1.98	Alex MacKenzie	2008

HITS ALLOWED

Hits	Player	Season
1. 129	Jeremy Dracup	2003
2. 124	Shane Davis	2010
3. 115	Shane Davis	2009
4. 112	Billy Martin	2012
5. 110	Ryan Topping	2003
6. 107	Alex MacKenzie	2009
7. 105	Mike Goemans	2007
8. 104	Mike Goemans	2009
9. 102	Mike Goemans	2010
10. 101	Alex Nimigon	2000

WALKS ALLOWED

BB	Player	Season
1. 75	John Axford	2006
2. 73	John Davidson	1991
3. 66	Joe Mamott	1994
4. 51	Chris Cox	2010
5. 44	Jordan Neufeld	2003
44	Ryan Topping	2003
7. 43	Tyler Hosick	2000
8. 42	Jordan Neufeld	2004
42	Jordan Neufeld	2005
42	Ryan McGorman	2006
42	Alex Godzak	2014

HOME RUNS ALLOWED

HR	Player	Season
1. 18	Shane Davis	2009
2. 14	Alex MacKenzie	2009
14	J.P. Stevenson	2017
4. 10	Jeremy Dracup	2001
5. 9	David Hatch	1997
9	Tyler Hosick	2000
9	Alex Nimigon	2000
9	Billy Martin	2010
9. 8	11 players tied	

Bold denotes active player



2022 CANISIUS BASEBALL GAME NOTES

CAREER PITCHING RECORDS

EARNED RUN AVERAGE

(MIN. 60 IP)

ERA	Player	Season(s)
1. 1.88	Jon Fitzsimmons	2011-13
2. 2.50	Tyler Smith	2015-18
3. 2.83	Tim Krawczyk	1983-86
4. 3.11	Michael Ginther	2014-18
5. 3.38	Steve Biancofiore	1983, 85-87
6. 3.40	Garrett Cortright	2011-13
7. 3.41	Matt Duffy	2021-22
8. 3.56	Mike Catanzaro	1977-80
9. 3.58	Tom Chester	1961-62
10. 3.60	Alex Godzak	2013-16

WINS

W	Player	Season(s)
1. 35	Shane Davis	2008-11
2. 27	J.P. Stevenson	2015-18
3. 24	Devon Stewart	2012-15
4. 23	Alex Godzak	2013-16
5. 22	Mike Goemans	2007-10
6. 21	Garrett Cortright	2011-13
7. 18	Andrew Sipowicz	2016-19
8. 16	Tim Krawczyk	1983-86
	Rohn Pierce	2012-14
10. 15	Adam Wertman	1993-97
15	Alex MacKenzie	2006-09

LOSSES

L	Player	Season(s)
1. 28	Jeremy Dracup	2001-03
2. 22	Jordan Neufeld	2003-06
	Devon Stewart	2012-15
4. 19	Tyler Hosick	2000-03
5. 17	Scott Karstedt	1995-99
	Mark West	1998-00
	Chris Cole	1999-02
	Mike Goemans	2007-10
	J.P. Stevenson	2015-18
10. 16	John Davidson	1988-91

SHUTOUTS

SO	Player	Season(s)
1. 3	Shane Davis	2008-11
	J.P. Stevenson	2015-18
3. 2	Paul Feltman	1991-93
	Bruce Axelson	1992-95
	Tyler Smith	1995-97
	Stephen Gleason	1996-99
	Mark West	1998-00
	Alex MacKenzie	2006-09
	Devon Stewart	2012-15
10. 1	13 players tied	

GAMES STARTED

GS	Player	Season(s)
1. 60	Devon Stewart	2012-15
2. 56	Shane Davis	2008-11
3. 55	Mike Goemans	2007-10
	J.P. Stevenson	2015-18
5. 48	Alex Godzak	2013-16
6. 41	Garrett Cortright	2011-13
7. 40	Alex MacKenzie	2006-09
	Andrew Sipowicz	2016-19
9. 36	Billy Martin	2010-13
10. 35	Rohn Pierce	2012-14

APPEARANCES

App.	Player	Season(s)
1. 89	Tyler Smith	2015-18
2. 81	Eric Stolzenburg	2012-15
3. 74	Iannick Remillard	2013-16
4. 72	Will Frank	2017-21
5. 68	Ryan McGorman	2006-09
	Josh Marshall	2008-11
	Andrew Sipowicz	2016-19
8. 66	Matt Weber	2006-09
9. 65	Aaron Boag	2006-09
10. 62	Marc Muoio	1996-99

COMPLETE GAMES

CG	Player	Season(s)
1. 21	Shane Davis	2008-11
2. 13	John Davidson	1988-91
3. 12	Dave Surowiec	1986-89
	Alex MacKenzie	2006-09
5. 11	Joe DeMartino	1988-90
	Tyler Smith	1995-97
	Devon Stewart	2012-15
8. 10	Steve Biancofiore	1983, 85-87
9. 9	Paul Feltman	1991-93
10. 8	6 players tied	

SAVES

SV	Player	Season(s)
1. 29	Iannick Remillard	2013-16
2. 22	Jon Fitzsimmons	2011-13
	Tyler Smith	2015-18
4. 12	Will Frank	2017-21
5. 11	Ryan McGorman	2006-09
	Shayne Willson	2009-10
7. 9	Derek Zgoda	1992-95
8. 6	Alex Winiewicz	2005-06
	Brandon Bielecki	2014-15
10. 5	Joe Mamott	1993-94

INNINGS PITCHED

IP	Player	Season(s)
1. 364 $\frac{1}{3}$	Shane Davis	2008-11
2. 363	Devon Stewart	2012-15
3. 343 $\frac{1}{3}$	Mike Goemans	2007-10
4. 302 $\frac{1}{3}$	J.P. Stevenson	2015-18
5. 284 $\frac{2}{3}$	Alex MacKenzie	2006-09
6. 275 $\frac{2}{3}$	Garrett Cortright	2011-13
7. 265 $\frac{2}{3}$	Andrew Sipowicz	2016-19
8. 257 $\frac{2}{3}$	Alex Godzak	2013-16
9. 241 $\frac{1}{3}$	Billy Martin	2010-13
10. 239 $\frac{2}{3}$	Rohn Pierce	2012-14

STRIKEOUTS

SO	Player	Season(s)
1. 267	J.P. Stevenson	2015-18
2. 231	Shane Davis	2008-11
3. 225	Devon Stewart	2012-15
4. 208	Andrew Sipowicz	2016-19
5. 194	Mark West	1998-00
	Tyler Smith	2015-18
7. 188	Alex MacKenzie	2006-09
8. 187	Alex Godzak	2013-16
9. 181	Garrett Cortright	2011-13
10. 164	Mike Goemans	2007-10



Shane Davis (2008-11)

STRIKEOUTS PER 9 INNINGS

(MIN. 60 IP)

SO/9	Player	Season(s)
1. 11.85	Tyler Smith	2015-18
2. 11.42	Jon Fitzsimmons	2011-13
3. 11.04	Matt Duffy	2021-22
4. 10.57	Joe Mamott	1993-94
5. 9.64	John Axford	2006
6. 9.51	Mark West	1998-00
7. 9.36	Will Frank	2017-21
8. 8.55	Chris Cox	2007-11
9. 8.46	Iannick Remillard	2013-16
10. 8.40	Steve Biancofiore	1983, 85-87

FEWEST WALKS PER 9 INNINGS

(MIN. 60 IP)

BB/9	Player	Season(s)
1. 1.81	Matt Duffy	2021-22
2. 1.90	Doug Carlson	1980, 82-83
3. 1.95	Rohn Pierce	2012-14
4. 2.17	J.P. Stevenson	2015-18
5. 2.22	Shane Davis	2008-11
6. 2.44	Andrew Sipowicz	2016-19
7. 2.46	Kyle Warner	2017-21
8. 2.50	Iannick Remillard	2013-16
9. 2.63	Aaron Casper	2012-16
10. 2.63	Devon Stewart	2012-15

Bold denotes active player

HITS ALLOWED

Hits	Player	Season(s)
1. 419	Shane Davis	2008-11
2. 403	Mike Goemans	2007-10
3. 369	Devon Stewart	2012-15
4. 348	Alex MacKenzie	2006-09
5. 290	Jeremy Dracup	2001-03
6. 284	Billy Martin	2010-13
7. 281	J.P. Stevenson	2015-18
8. 278	Andrew Sipowicz	2016-19
9. 250	Garrett Cortright	2011-13
10. 237	Matt Weber	2006-09

WALKS ISSUED

BB	Player	Season(s)
1. 159	John Davidson	1988-91
2. 135	Jordan Neufeld	2003-06
3. 131	Matt Weber	2006-09
4. 126	Alex Godzak	2013-16
5. 118	Bruce Axelson	1992-95
6. 109	Tyler Hosick	2000-03
7. 107	Joe Mamott	1993-94
	Mike Goemans	2007-10
9. 106	Devon Stewart	2012-15
10. 99	Peter Gibbons	1992-95

HOME RUNS ALLOWED

HR	Player	Season(s)
1. 38	Shane Davis	2008-11
2. 33	Alex MacKenzie	2006-09
3. 26	J.P. Stevenson	2015-18
4. 24	Billy Martin	2010-13
5. 23	Jeremy Dracup	2001-03
6. 21	Mike Goemans	2007-10
7. 20	Mike Robertson	1987-90
8. 19	Andrew Sipowicz	2016-19
9. 16	Scott Karstedt	1995-99
	Tim Smith	1999-02



2022 CANISIUS BASEBALL GAME NOTES

2022 OVERALL BATTING STATISTICS

Player	avg	gp-gs	ab	r	h	2b	3b	hr	rbi	tb	slg%	bb	hp	so	gdp	ob%	sf	sh	sb-att	po	a	e	fld%
Grant, Max	.416	36-36	149	38	62	10	3	7	38	99	.664	23	5	25	1	.506	1	0	7-8	44	70	3	.974
DeStefano, Mike	.358	36-36	151	41	54	6	3	6	32	84	.556	15	5	26	0	.428	2	0	15-16	79	6	5	.944
Steffan, Mike	.331	32-32	124	28	41	7	1	7	40	71	.573	18	5	24	3	.430	2	0	3-4	71	7	2	.975
Vincent, Dylan	.306	33-30	121	20	37	5	1	0	10	44	.364	10	5	36	2	.382	0	1	8-9	53	1	3	.947
Chiarenza, Vinny	.263	31-29	114	17	30	6	1	3	25	47	.412	14	3	35	2	.359	0	0	2-2	158	10	2	.988
Krzeminski, Gibson	.263	27-18	80	15	21	3	1	4	14	38	.475	9	2	23	1	.352	0	0	1-1	12	16	2	.933
Kush, Kyle	.258	34-34	120	22	31	5	1	0	15	38	.317	21	3	28	1	.382	0	0	1-1	40	73	3	.974
Dick, Carlin	.192	32-28	104	17	20	8	0	1	12	31	.298	17	3	27	1	.317	2	0	1-1	42	2	1	.978

Chisholm, Brennan	.364	15-5	33	8	12	2	0	1	4	17	.515	1	2	13	0	.417	0	2	3-4	6	7	1	.929
Niles, Josh	.286	23-16	70	9	20	4	1	0	16	26	.371	6	5	17	2	.373	2	0	1-1	40	14	6	.900
Henneman, Trevor	.279	16-12	43	13	12	1	0	2	11	19	.442	9	1	17	0	.407	1	0	0-0	95	8	2	.981
Dodson, Kenny	.278	18-9	36	5	10	2	0	0	6	12	.333	6	0	5	0	.381	0	0	2-2	12	18	3	.909
Zurat, Jake	.220	19-10	41	11	9	1	0	1	4	13	.317	10	5	11	0	.429	0	0	1-2	0	0	0	.000
Sebastian, Cole	.182	10-2	11	3	2	0	0	0	0	2	.182	2	0	6	0	.308	0	0	0-0	6	0	1	.857
Mazzara, Mike	.169	26-24	83	13	14	4	1	1	5	23	.277	12	1	29	1	.278	1	2	0-0	229	24	5	.981
Strong, Jackson	.111	13-3	18	7	2	1	0	0	1	3	.167	9	0	7	0	.407	0	0	1-2	16	0	1	.941
Migliore, Jack	.000	2-0	2	0	0	0	0	0	0	0	.000	0	0	2	0	.000	0	0	0-0	0	0	0	.000
Totals	.290	36	1300	267	377	65	13	33	233	567	.436	182	45	331	14	.393	11	5	46-53	917	297	49	.961
Opponents	.269	36	1186	251	319	61	7	30	222	484	.408	186	55	331	11	.389	14	20	36-48	946	315	54	.959

LOB - Team (332), Opp (294). DPs turned - Team (18), Opp (19). CI - Team (1), Henneman 1, Opp (2). IBB - Team (3), Grant 2, Steffan 1. Picked off - Grant 2, Vincent 1, Chiarenza 1, Kush 1.

2022 OVERALL PITCHING STATISTICS

Player	era	w-l	app	gs	cg	sho	sv	ip	h	r	er	bb	so	2b	3b	hr	b/avg	wp	hp	bk	sfa	sha	
Duffy, Matt	3.73	4-2	10	10	0	0/0	0	62.2	52	32	26	13	80	10	1	6	.224	2	8	1	2	6	
Pouliot, Chris	4.87	6-2	9	9	0	0/1	0	40.2	41	34	22	20	44	9	0	2	.263	3	7	0	1	1	

Consigli, Peyton	1.95	3-2	13	1	0	0/0	3	27.2	18	7	6	12	36	3	2	1	.180	3	2	0	0	1	
Kochanski, Brett	2.38	1-0	10	0	0	0/0	2	22.2	17	10	6	15	25	7	0	1	.202	6	0	0	1	0	
Peltier, Tom	3.38	0-1	16	2	0	0/1	2	26.2	27	15	10	17	33	6	0	1	.278	4	7	0	3	0	
DeStefano, Jeff	6.55	0-0	9	0	0	0/0	0	11.0	10	9	8	8	10	0	1	2	.238	3	1	0	0	1	
Yankowski, David	6.75	2-2	13	0	0	0/1	0	26.2	31	24	20	22	25	4	0	1	.298	6	7	0	1	2	
Duffy, Aaron	7.33	0-4	8	8	0	0/0	0	27.0	36	27	22	9	19	6	2	5	.321	4	3	0	2	4	
Ritzenthaler, Alec	8.10	0-0	3	0	0	0/0	0	3.1	4	3	3	2	4	0	0	1	.286	0	0	0	0	1	
Hennessy, Ethan	9.00	0-0	6	0	0	0/0	0	7.0	10	8	7	5	9	1	0	2	.345	2	3	0	0	1	
Guiliano, Justin	10.00	0-2	9	3	0	0/0	0	18.0	27	24	20	15	13	3	1	2	.351	0	6	0	2	0	
Murray, Cole	10.12	0-0	4	0	0	0/0	0	2.2	4	3	3	4	5	1	0	0	.333	2	1	0	0	0	
Abbott, Levi	11.88	1-3	9	2	0	0/0	0	16.2	24	24	22	22	19	6	0	3	.343	4	4	0	1	3	
Barry, Lukas	12.00	0-0	3	0	0	0/0	0	3.0	6	5	4	3	2	1	0	1	.375	0	1	0	0	0	
Greenleaf, Tyler	16.88	0-0	3	0	0	0/0	0	2.2	4	5	5	3	2	1	0	0	.364	1	1	0	1	0	
Abramson, Joe	20.25	1-0	4	0	0	0/0	0	4.0	4	10	9	4	2	2	0	1	.235	1	3	0	0	0	
Seidel, Rockne	27.00	0-0	4	1	0	0/0	0	3.1	4	11	10	12	3	1	0	1	.308	2	1	0	0	0	
Totals	5.98	18-18	36	36	0	1/1	7	305.2	319	251	203	186	331	61	7	30	.269	43	55	1	14	20	
Opponents	5.88	18-18	36	36	0	1/1	9	315.1	377	267	206	182	331	65	13	33	.290	26	45	3	11	5	

PB - Team (20), Mazzara 15, Henneman 5, Opp (19). Pickoffs - Team (2), Henneman 1, Guiliano 1, Opp (5). SBA/ATT - Mazzara (21-30), Henneman (15-17), Guiliano (8-9), Pouliot (6-9), Yankowski (7-8), Duffy, M (2-5), Peltier (2-4), Seidel (2-3), Abbott (3-3), Consigli (3-3), Duffy, A (2-3), Kochanski (1-1).



2022 CANISIUS BASEBALL GAME NOTES

2022 SEASON / CAREER STATISTICS

Player	SEASON														CAREER													
	Avg	G-GS	AB	R	H	2B	3B	HR	RBI	BB	Hb	SO	Sb	Att	Avg	G-GS	AB	R	H	2B	3B	HR	RBI	BB	Hb	SO	Sb	Att
Grant, Max	.416	36-36	149	38	62	10	3	7	38	23	5	25	7-8	.405	64-62	232	64	94	11	5	7	55	41	10	37	10-12		
DeStefano, Mike	.358	36-36	151	41	54	6	3	6	32	15	5	26	15-16	.332	65-59	235	51	78	9	4	7	48	20	5	40	22-23		
Stefan, Mike	.331	32-32	124	28	41	7	1	7	40	18	5	24	3-4	.256	114-103	398	61	102	20	6	10	84	44	10	82	9-12		
Vincent, Dylan	.306	33-30	121	20	37	5	1	0	10	10	5	36	8-9	.263	105-83	319	59	84	15	3	1	31	31	21	104	15-19		
Chiarenza, Vinny	.263	31-29	114	17	30	6	1	3	25	14	3	35	2-2	.285	79-69	249	50	71	11	2	12	62	43	11	80	6-8		
Krzeminski, Gibson	.263	27-18	80	15	21	3	1	4	14	9	2	23	1-1	.249	66-53	205	38	51	12	3	6	36	33	3	63	4-5		
Kush, Kyle	.258	34-34	120	22	31	5	1	0	15	21	3	28	1-1	.231	90-82	268	44	62	9	1	1	30	41	6	64	2-4		
Dick, Carlin	.192	32-28	104	17	20	8	0	1	12	17	3	27	1-1	.254	55-45	173	39	44	16	1	3	24	34	4	39	3-3		

Chisholm, Brennan	.364	15-5	33	8	12	2	0	1	4	1	2	13	3-4	.319	28-6	47	12	15	2	0	1	7	2	3	17	6-7		
Niles, Josh	.286	23-16	70	9	20	4	1	0	16	6	5	17	1-1	.286	23-16	70	9	20	4	1	0	16	6	5	17	1-1		
Henneman, Trevor	.279	16-12	43	13	12	1	0	2	11	9	1	17	0-0	.300	43-32	110	23	33	8	0	3	21	19	4	42	3-3		
Dodson, Kenny	.278	18-9	36	5	10	2	0	0	6	6	0	5	2-2	.319	41-16	72	13	23	6	0	0	13	8	1	15	5-5		
Zurat, Jake	.220	19-10	41	11	9	1	0	1	4	10	5	11	1-2	.234	40-19	77	17	18	4	0	2	9	15	8	24	2-4		
Sebastian, Cole	.182	10-2	11	3	2	0	0	0	0	2	0	6	0-0	.182	10-2	11	3	2	0	0	0	0	2	0	6	0-0		
Mazzara, Mike	.169	26-24	83	13	14	4	1	1	5	12	1	29	0-0	.214	67-57	192	38	41	9	2	2	21	32	4	61	1-1		
Strong, Jackson	.111	13-3	18	7	2	1	0	0	1	9	0	7	1-2	.111	13-3	18	7	2	1	0	0	1	9	0	7	1-2		
Migliore, Jack	.000	2-0	2	0	0	0	0	0	0	0	0	2	0-0	.000	4-0	3	1	0	0	0	0	0	2	0	3	0-0		
Totals	.290	36-36	1300	267	377	65	13	33	233	182	45	331	46-53															
Opponents	.269	36-36	1186	251	319	61	7	30	222	186	55	331	36-48															

(All games Sorted by Earned run avg)

Player	SEASON														CAREER													
	ERA	W-L	Ap	GS	CG	Sho	Sv	IP	H	R	ER	BB	SO	ERA	W-L	Ap	GS	CG	Sho	Sv	IP	H	R	ER	BB	SO		
Duffy, Matt	3.73	4-2	10	10	0	0	0	62.2	52	32	26	13	80	3.41	7-2	16	13	1	0	0	89.2	73	41	34	18	110		
Pouliot, Chris	4.87	6-2	9	9	0	0	0	40.2	41	34	22	20	44	4.87	6-2	9	9	0	0	0	40.2	41	34	22	20	44		

Consigli, Peyton	1.95	3-2	13	1	0	0	3	27.2	18	7	6	12	36	1.95	3-2	13	1	0	0	3	27.2	18	7	6	12	36		
Kochanski, Brett	2.38	1-0	10	0	0	0	2	22.2	17	10	6	15	25	5.40	1-3	31	2	0	0	2	51.2	47	40	31	37	43		
Peltier, Tom	3.38	0-1	16	2	0	0	2	26.2	27	15	10	17	33	4.26	1-3	32	5	0	0	2	57.0	53	34	27	39	51		
DeStefano, Jeff	6.55	0-0	9	0	0	0	0	11.0	10	9	8	8	10	7.47	1-3	34	5	0	0	0	53.0	63	51	44	45	42		
Yankowski, David	6.75	2-2	13	0	0	0	0	26.2	31	24	20	22	25	6.22	4-4	36	0	0	0	0	55.0	60	50	38	42	47		
Duffy, Aaron	7.33	0-4	8	8	0	0	0	27.0	36	27	22	9	19	7.33	0-4	8	8	0	0	0	27.0	36	27	22	9	19		
Ritzenhalter, Alec	8.10	0-0	3	0	0	0	0	3.1	4	3	3	2	4	12.0	0-1	11	0	0	0	0	9.0	18	15	12	8	11		
Hennesy, Ethan	9.00	0-0	6	0	0	0	0	7.0	10	8	7	5	9	9.00	0-0	6	0	0	0	0	7.0	10	8	7	5	9		
Guiliano, Justin	10.0	0-2	9	3	0	0	0	18.0	27	24	20	15	13	10.0	0-2	9	3	0	0	0	18.0	27	24	20	15	13		
Murray, Cole	10.1	0-0	4	0	0	0	0	2.2	4	3	3	4	5	10.1	0-0	4	0	0	0	0	2.2	4	3	3	4	5		
Abbott, Levi	11.8	1-3	9	2	0	0	0	16.2	24	24	22	22	19	7.82	3-4	17	2	0	0	0	38.0	42	36	33	29	38		
Barry, Lukas	12.0	0-0	3	0	0	0	0	3.0	6	5	4	3	2	12.0	0-0	3	0	0	0	0	3.0	6	5	4	3	2		
Greenleaf, Tyler	16.8	0-0	3	0	0	0	0	2.2	4	5	5	3	2	16.8	0-0	3	0	0	0	0	2.2	4	5	5	3	2		
Abramson, Joe	20.2	1-0	4	0	0	0	0	4.0	4	10	9	4	2	20.2	1-0	4	0	0	0	0	4.0	4	10	9	4	2		
Seidel, Rockne	27.0	0-0	4	1	0	0	0	3.1	4	11	10	12	3	18.0	0-1	9	3	0	0	0	10.0	12	23	20	22	8		
Totals	5.98	18-18	36	36	0	1	7	305.2	319	251	203	186	331															
Opponents	5.88	18-18	36	36	0	1	9	315.1	377	267	206	182	331															



2022 CANISIUS BASEBALL GAME NOTES

GAME-BY-GAME BATTING STATISTICS

Date	Opponent	AB	R	H	RBI	2B	3B	HR	TB	BB	IBB	SB	CS	HBP	SAC	SF	GDP	SO	PO	A	E	LOB	AVG	
2/18	vs. Pittsburgh	42	11	15	9	2	0	3	26	2	0	0	0	0	0	0	0	16	27	4	0	6	.357	
2/19	vs. Pittsburgh	27	2	6	2	0	0	0	6	4	0	0	0	0	0	0	0	2	18	4	1	8	.304	
2/19	vs. Pittsburgh	31	0	5	0	1	0	0	6	1	0	0	0	1	0	0	2	8	24	8	1	6	.260	
2/20	vs. Pittsburgh	39	15	15	15	1	0	2	22	10	0	2	0	1	0	2	3	6	27	9	0	10	.295	
2/25	at Morehead State	41	11	16	9	1	0	1	20	9	0	1	0	1	0	1	1	5	27	3	2	14	.317	
2/26	at Morehead State	31	3	7	3	0	0	1	10	4	0	2	0	0	0	0	0	10	21	2	2	8	.303	
2/26	at Morehead State	25	2	4	2	0	0	1	7	1	0	0	0	1	0	0	1	7	18	9	1	4	.288	
2/27	at Morehead State	40	6	12	5	2	1	0	16	2	1	4	0	1	0	0	0	10	27	8	0	10	.290	
3/1	at West Virginia	33	3	7	3	3	1	0	12	1	0	0	0	1	1	0	0	11	24	14	3	6	.282	
3/4	at Liberty	34	1	7	0	0	0	0	7	1	0	1	0	1	0	0	1	10	24	3	2	9	.274	
3/5	at Liberty	32	3	5	3	2	0	0	7	3	0	3	0	2	0	0	0	12	24	6	1	7	.264	
3/6	at Liberty	35	5	8	4	1	0	1	12	6	0	1	0	2	0	0	0	17	24	11	3	11	.261	
3/12	at Charleston Southern	38	4	12	4	0	0	0	12	6	0	0	0	1	1	0	0	15	27	12	1	15	.266	
3/12	at Charleston Southern	36	15	11	10	2	1	0	15	6	0	0	1	1	0	1	0	7	21	7	6	8	.269	
3/13	at Charleston Southern	35	8	10	6	3	0	1	16	5	0	2	0	0	0	1	2	5	27	11	2	6	.270	
3/18	at North Carolina A&T	52	7	15	6	1	1	2	24	5	0	1	0	1	0	1	0	10	37	12	4	13	.271	
3/19	at North Carolina A&T	39	4	16	4	2	0	0	18	2	0	0	0	1	0	1	1	6	24	10	2	12	.280	
3/20	at North Carolina A&T	33	4	6	4	1	1	1	12	5	0	0	0	0	0	0	0	8	27	11	0	7	.275	
3/25	at Manhattan	33	1	5	1	0	0	0	5	2	0	1	0	0	0	0	1	8	25	6	0	8	.269	
3/26	at Manhattan	41	13	14	11	1	1	0	17	13	0	7	0	0	0	0	0	5	27	7	1	14	.273	
3/27	at Manhattan	29	1	4	1	2	0	0	6	5	0	0	1	1	0	0	1	10	24	8	1	7	.268	
4/1	at Quinnipiac	31	2	4	1	1	0	1	8	8	0	2	1	0	0	0	1	13	24	7	3	10	.263	
4/2	at Quinnipiac	49	15	22	11	7	0	2	35	0	1	1	0	0	0	0	0	7	27	7	1	13	.274	
4/3	at Quinnipiac	35	5	9	4	3	0	2	18	5	0	1	0	1	0	0	1	10	27	8	2	9	.273	
4/5	CORNELL	35	10	9	10	3	0	0	12	8	0	2	0	3	0	0	0	7	27	9	1	8	.272	
4/8	IONA	35	12	11	12	3	1	2	22	5	0	3	0	3	0	0	0	11	27	8	0	7	.274	
4/9	IONA	35	13	13	13	2	0	3	24	10	1	5	1	3	1	0	0	8	27	10	1	13	.277	
4/10	IONA	32	12	9	12	2	1	2	19	7	1	2	0	2	1	0	0	12	27	13	0	6	.278	
4/12	at St. Bonaventure	39	11	14	10	2	0	0	16	8	0	1	0	3	0	1	1	8	27	12	1	13	.281	
4/14	MARIST	42	17	18	15	5	1	1	28	4	0	0	0	4	1	0	0	8	27	5	1	10	.286	
4/15	MARIST	43	17	18	17	2	1	3	31	5	0	0	1	4	0	0	1	7	27	11	4	8	.291	
4/16	MARIST	38	11	15	8	4	1	1	24	5	0	0	0	1	0	1	0	13	27	8	1	10	.295	
4/20	at Niagara	34	1	6	1	0	0	0	6	5	0	0	0	1	0	0	0	11	24	7	0	12	.291	
4/23	at Ohio	36	7	10	6	2	0	0	12	3	0	2	0	1	0	1	0	14	24	9	1	7	.291	
4/23	at Ohio	34	5	6	3	1	0	1	10	3	0	1	0	2	0	0	1	6	24	10	0	7	.288	
4/26	ST. BONAVENTURE	37	10	13	8	3	2	2	26	7	0	1	1	1	0	0	1	8	27	8	0	10	.290	
4/29	at Siena																							
4/30	at Siena																							
5/1	at Siena																							
5/6	NIAGARA																							
5/7	NIAGARA																							
5/8	NIAGARA																							
5/10	at Binghamton																							
5/13	at Rider																							
5/14	at Rider																							
5/15	at Rider																							
5/18	MONMOUTH																							
5/19	MONMOUTH																							
5/20	MONMOUTH																							
TOTALS		1301	267	377	233	65	13	33	567	176	4	46	6	45	5	10	19	331	917	297	49	332	.290	



2022 CANISIUS BASEBALL GAME NOTES

GAME-BY-GAME BATTING SITUATIONALS

Date	Opponent	Total H/AB	vs. LHP	vs. RHP	With Runners On	Bases Empty	Bases Loaded	With 2 Outs	With RBI-op	Rch As Leadoff	RBI w/ 3rd<2out
2/18	vs. Pittsburgh	15-42	1-4	14-38	8-22	7-20	0-0	3-12	3-13	5-9	0-3
2/19	vs. Pittsburgh	6-27	0-0	6-27	3-14	3-13	0-0	0-7	1-9	1-7	1-1
2/19	vs. Pittsburgh	5-31	0-0	5-31	1-11	4-20	0-0	4-13	0-2	3-9	0-0
2/20	vs. Pittsburgh	15-39	4-12	11-27	10-22	5-17	2-3	7-14	7-17	2-9	4-6
2/25	at Morehead State	16-41	3-5	13-36	10-25	6-16	0-5	3-10	5-19	5-9	4-9
2/26	at Morehead State	7-31	1-6	6-25	4-16	3-15	0-0	2-10	1-10	2-8	1-1
2/26	at Morehead State	4-25	1-4	3-21	1-9	3-16	0-0	0-6	0-1	3-7	0-0
2/27	at Morehead State	12-40	1-1	11-39	7-24	5-16	0-0	3-12	4-18	5-9	2-4
3/1	at West Virginia	7-33	0-1	7-32	3-14	4-19	0-0	3-12	2-7	2-9	0-0
3/4	at Liberty	7-34	6-30	1-4	2-18	5-16	0-1	4-13	0-6	3-9	0-1
3/5	at Liberty	5-32	2-14	3-18	2-17	3-15	0-0	2-11	2-6	4-9	1-1
3/6	at Liberty	8-35	0-0	8-35	3-20	5-15	0-2	1-10	0-10	4-9	1-3
3/12	at Charleston Southern	12-38	1-6	11-32	7-24	5-14	0-3	2-11	3-14	4-9	2-5
3/12	at Charleston Southern	11-36	8-27	3-9	7-25	4-11	2-4	4-13	5-17	5-7	6-9
3/13	at Charleston Southern	10-35	0-0	10-35	4-15	6-20	1-2	4-10	4-12	2-9	3-3
3/18	at North Carolina A&T	15-52	7-25	8-27	8-24	7-28	0-2	3-15	2-10	7-13	1-2
3/19	at North Carolina A&T	16-39	0-0	16-39	9-24	7-15	2-2	2-9	4-16	4-9	3-3
3/20	at North Carolina A&T	6-33	5-20	1-13	3-12	3-21	0-1	1-10	3-10	2-9	2-2
3/25	at Manhattan	5-33	5-33	0-0	3-15	2-18	0-1	0-9	1-5	4-9	1-2
3/26	at Manhattan	14-41	3-6	11-35	7-27	7-14	2-9	5-14	6-19	6-9	3-8
3/27	at Manhattan	4-29	0-11	4-18	1-14	3-15	0-0	0-9	1-12	5-9	0-1
4/2	at Quinnipiac	4-31	4-31	0-0	0-11	4-20	0-1	2-12	0-7	2-9	0-0
4/2	at Quinnipiac	22-49	0-0	22-49	11-36	11-13	1-1	3-13	5-22	8-9	5-9
4/3	at Quinnipiac	9-35	4-12	5-23	4-19	5-16	0-2	2-10	2-14	4-9	0-1
4/5	CORNELL	9-35	0-0	9-35	7-18	2-17	1-2	3-11	7-16	3-10	5-5
4/8	IONA	11-35	8-23	3-12	8-21	3-14	1-3	7-15	8-18	3-8	1-3
4/9	IONA	13-35	1-5	12-30	9-23	4-12	1-3	3-11	7-20	4-8	3-4
4/10	IONA	9-32	0-9	9-23	6-20	3-12	1-2	2-10	4-14	6-8	4-6
4/12	at St. Bonaventure	14-39	10-24	4-15	8-29	6-10	2-5	2-10	5-19	6-9	7-9
4/14	MARIST	18-42	5-11	13-31	13-29	5-13	2-3	8-17	12-24	5-8	3-5
4/15	MARIST	18-43	2-2	16-41	13-22	5-21	2-2	6-15	9-12	2-9	4-4
4/16	MARIST	15-38	3-13	12-25	8-27	7-11	0-0	3-11	5-21	6-8	2-7
4/20	at Niagara	6-34	1-8	5-26	4-25	2-9	0-2	1-10	2-11	6-10	0-2
4/23	at Ohio	10-36	7-19	3-17	8-17	2-19	0-2	5-14	6-13	2-9	1-1
4/23	at Ohio	6-34	1-4	5-30	3-14	3-20	0-0	4-12	1-7	0-9	1-2
4/26	ST. BONAVENTURE	13-37	8-20	5-17	7-26	6-11	0-1	3-12	5-19	6-9	1-3
4/29	at Siena										
4/30	at Siena										
5/1	at Siena										
5/6	NIAGARA										
5/7	NIAGARA										
5/8	NIAGARA										
5/10	at Binghamton										
5/13	at Rider										
5/14	at Rider										
5/15	at Rider										
5/18	MONMOUTH										
5/19	MONMOUTH										
5/20	MONMOUTH										
TOTALS		377-1301	102-386	275-914	212-728	165-572	20-64	107-413	132-469	141-317	72-125
		.290	.264	.301	.291	.288	.312	.259	.281	.445	.576



2022 CANISIUS BASEBALL GAME NOTES

GAME-BY-GAME PITCHING STATISTICS

Date	Opponent	IP	H	R	ER	BB	SO	2B	3B	HR	WP	BK	HBP	DP	IBB	Score	W	L	SV	ERA	WHIP	BB/9	SO/9
2/18	vs. Pittsburgh	9	7	3	3	7	12	0	0	1	0	0	2	1	0	11-3	1	0	0	3.00	1.56	7.00	12.00
2/19	vs. Pittsburgh	6	10	12	12	9	4	3	0	2	1	0	1	1	0	2-12	1	1	0	9.00	2.20	9.60	9.60
2/19	vs. Pittsburgh	8	4	4	3	5	6	0	0	1	3	0	1	1	0	0-4	1	2	0	7.04	1.83	8.22	8.61
2/20	vs. Pittsburgh	9	9	7	7	12	10	2	0	0	1	0	1	2	0	15-7	2	2	0	7.03	1.97	9.28	9.00
2/25	at Morehead State	9	7	4	4	5	14	3	0	1	0	0	1	0	0	11-4	3	2	0	6.37	1.83	8.34	10.10
2/26	at Morehead State	7	5	4	3	2	10	1	0	0	3	0	1	0	0	3-4	3	3	0	6.00	1.71	7.50	10.50
2/26	at Morehead State	6	7	5	4	5	2	0	0	1	0	0	2	0	0	2-5	3	4	0	6.00	1.74	7.50	9.67
2/27	at Morehead State	9	5	2	2	2	12	3	0	0	1	0	0	0	0	6-2	4	4	0	5.43	1.60	6.71	10.00
3/1	at West Virginia	8	16	17	16	9	2	1	0	2	3	0	2	2	0	3-17	4	5	0	6.85	1.77	7.10	9.13
3/4	at Liberty	8	5	4	3	5	12	0	0	0	0	0	2	0	0	1-4	4	6	0	6.49	1.72	6.95	9.57
3/5	at Liberty	8	9	14	13	8	9	1	0	2	1	0	3	0	0	3-14	4	7	0	7.24	1.76	7.14	9.62
3/6	at Liberty	8	13	14	11	7	8	1	0	1	1	0	5	1	0	5-14	4	8	0	7.67	1.82	7.20	9.57
3/12	at Charleston Southern	9	5	2	2	1	10	2	0	0	2	0	1	0	0	4-2	5	8	0	7.18	1.72	6.66	9.61
3/12	at Charleston Southern	7	8	12	6	8	6	3	1	0	0	0	1	0	0	15-12	6	8	0	7.22	1.76	6.89	9.49
3/13	at Charleston Southern	9	11	6	5	1	6	1	0	0	1	0	3	1	0	8-6	7	8	0	7.05	1.73	6.45	9.23
3/18	at North Carolina A&T	12½	13	8	5	4	16	3	1	1	2	0	2	0	0	7-8	7	9	0	6.73	1.69	6.12	9.45
3/19	at North Carolina A&T	8	19	16	13	2	6	5	1	4	3	0	3	1	0	4-16	7	10	0	7.18	1.75	5.90	9.30
3/20	at North Carolina A&T	9	3	0	0	6	10	0	0	0	1	0	1	1	0	4-0	8	10	0	6.75	1.70	5.91	9.34
3/25	at Manhattan	8½	6	2	2	1	5	2	0	0	1	0	2	0	0	1-2	8	11	3	6.51	1.66	5.65	9.13
3/26	at Manhattan	9	7	5	4	5	7	1	0	1	0	0	0	1	0	13-5	9	11	4	6.37	1.64	5.62	9.02
3/27	at Manhattan	8	10	6	5	3	9	0	0	1	1	0	3	0	0	1-6	9	12	4	6.34	1.64	5.51	9.07
4/1	at Quinnipiac	8	7	5	1	1	15	1	1	0	0	1	0	0	0	2-5	9	13	4	6.11	1.61	5.32	9.41
4/2	at Quinnipiac	9	11	9	8	6	13	2	0	1	2	0	3	0	0	15-9	10	13	4	6.20	1.62	5.35	9.58
4/3	at Quinnipiac	9	5	4	1	8	11	0	0	0	1	0	1	0	0	5-4	11	13	5	5.97	1.61	5.47	9.64
4/5	CORNELL	9	13	11	11	7	11	4	1	1	2	0	1	0	0	10-11	11	14	5	6.18	1.64	5.54	9.70
4/8	IONA	9	9	6	6	3	15	2	1	2	0	0	0	0	0	12-6	12	14	5	6.17	1.63	5.43	9.92
4/9	IONA	9	4	3	2	6	8	0	0	0	2	0	1	1	0	13-3	13	14	5	6.01	1.61	5.46	9.84
4/10	IONA	9	9	4	4	2	10	1	0	0	1	0	2	1	0	12-4	14	14	5	5.93	1.59	5.32	9.85
4/12	at St. Bonaventure	9	9	1	1	0	7	1	0	0	0	0	0	0	0	11-1	15	14	5	5.75	1.57	5.13	9.74
4/14	MARIST	9	13	12	11	3	15	3	1	2	0	0	1	1	0	17-12	16	14	6	5.94	1.58	5.05	9.93
4/15	MARIST	9	14	18	7	12	9	2	0	0	1	0	3	0	0	17-18	16	15	6	5.97	1.62	5.29	9.90
4/16	MARIST	9	6	3	2	7	8	1	0	0	2	0	1	0	0	11-3	17	15	6	5.84	1.62	5.35	9.84
4/20	at Niagara	8	9	3	3	3	8	1	0	1	0	0	1	0	0	1-3	17	16	6	5.77	1.61	5.29	9.81
4/23	at Ohio	8	10	8	6	1	10	2	0	2	1	0	0	0	0	7-8	17	17	6	5.80	1.61	5.18	9.85
4/23	at Ohio	8	11	9	9	9	3	3	0	1	2	0	1	0	0	5-9	17	18	6	5.92	1.63	5.31	9.68
4/26	ST. BONAVENTURE	9	10	8	8	11	12	5	0	1	4	0	3	0	0	10-8	18	18	6	5.98	1.65	5.48	9.75
4/29	at Siena																						
4/30	at Siena																						
5/1	at Siena																						
5/6	NIAGARA																						
5/7	NIAGARA																						
5/8	NIAGARA																						
5/10	at Binghamton																						
5/13	at Rider																						
5/14	at Rider																						
5/15	at Rider																						
5/19	MONMOUTH																						
5/20	MONMOUTH																						
5/20	MONMOUTH																						
TOTALS		305½	319	251	203	186	331	60	7	29	43	1	55	15	0	267-251	18	18	6	5.98	1.65	5.48	9.75



2022 CANISIUS BASEBALL GAME NOTES

GAME-BY-GAME PITCHING SITUATIONALS

Date	Opponent	Score	Total H/AB	vs. LHB	vs. RHB	With Runners	Bases Empty	With 2 outs	Rch as Leaff	Gnd Out	Fly Out	ERA
2/18	vs. Pittsburgh	11-3	7-32	3-14	4-18	4-18	3-14	2-10	4-9	3	10	3.00
2/19	vs. Pittsburgh	2-12	10-27	5-13	5-14	7-16	3-11	5-12	4-6	4	9	9.00
2/19	vs. Pittsburgh	0-4	4-27	2-16	2-11	3-11	1-16	4-12	1-8	7	11	7.04
2/20	vs. Pittsburgh	15-7	9-33	4-15	5-18	6-25	3-8	4-12	6-9	6	9	7.03
2/25	at Morehead State	11-4	7-36	5-20	2-16	2-20	5-16	2-11	4-9	4	9	6.37
2/26	at Morehead State	3-4	5-28	3-17	2-11	2-14	3-14	0-7	4-8	4	9	6.00
2/26	at Morehead State	2-5	7-22	2-12	5-10	2-12	5-10	2-7	4-6	6	8	6.00
2/27	at Morehead State	6-2	5-30	2-10	3-20	2-7	3-23	3-10	1-9	3	10	5.43
3/1	at West Virginia	3-17	16-35	11-18	5-17	10-22	6-13	0-6	5-8	8	10	6.85
3/4	at Liberty	1-4	5-29	5-18	0-11	3-14	2-15	1-9	2-8	4	8	6.49
3/5	at Liberty	3-14	9-33	5-17	4-16	6-17	3-16	2-10	3-8	6	9	7.24
3/6	at Liberty	5-14	13-34	7-17	6-17	8-21	5-13	3-11	5-8	9	5	7.67
3/12	at Charleston Southern	4-2	5-31	3-9	2-22	3-12	2-19	1-9	2-9	10	7	7.18
3/12	at Charleston Southern	15-12	8-31	3-7	5-24	4-18	4-13	3-11	2-7	7	8	7.22
3/13	at Charleston Southern	8-6	11-35	3-7	8-28	6-18	5-17	3-11	5-9	9	8	7.05
3/18	at North Carolina A&T	7-8	13-49	5-21	8-28	8-26	5-23	7-19	6-13	11	9	6.73
3/19	at North Carolina A&T	4-16	19-41	9-16	10-25	13-29	6-12	8-15	6-8	8	9	7.18
3/20	at North Carolina A&T	4-0	3-28	3-13	0-15	1-13	2-15	1-9	3-9	8	7	6.75
3/25	at Manhattan	1-2	6-29	3-12	3-17	3-11	3-18	0-7	4-9	5	14	6.51
3/26	at Manhattan	13-5	7-33	1-15	6-18	4-18	3-15	1-10	5-9	9	10	6.37
3/27	at Manhattan	1-6	10-29	6-13	4-16	5-13	5-16	3-10	4-8	6	7	6.34
4/2	at Quinnipiac	2-5	7-30	4-17	3-13	3-12	4-18	1-8	2-8	6	3	6.11
4/2	at Quinnipiac	15-9	11-36	4-14	7-22	7-20	4-16	2-9	4-9	5	7	6.20
4/3	at Quinnipiac	5-4	5-32	2-18	3-14	3-16	2-16	1-11	3-9	7	8	5.97
4/5	CORNELL	10-11	13-37	1-4	12-33	6-21	7-16	5-14	6-9	7	7	6.18
4/8	IONA	12-6	9-35	2-5	7-30	4-17	5-18	1-10	4-9	8	4	6.17
4/9	IONA	13-3	4-30	0-4	4-26	2-14	2-16	0-9	3-9	8	10	6.01
4/10	IONA	12-4	9-32	0-3	9-29	7-15	2-17	1-8	4-9	12	1	5.93
4/12	at St. Bonaventure	11-1	9-36	2-12	7-24	3-15	6-21	4-13	1-9	14	6	5.75
4/14	MARIST	17-12	13-40	7-20	6-20	8-21	5-19	5-14	4-9	5	6	5.94
4/15	MARIST	17-18	14-40	10-25	4-15	11-26	3-14	8-19	4-9	7	8	5.97
4/16	MARIST	11-3	6-33	1-18	5-15	3-17	3-16	2-11	2-9	9	10	5.84
4/20	at Niagara	1-3	9-33	3-11	6-22	3-21	6-12	1-9	5-8	7	9	5.77
4/23	at Ohio	7-8	10-33	6-8	4-25	5-13	5-20	1-8	4-8	8	6	5.80
4/23	at Ohio	5-9	11-31	0-5	11-26	8-19	3-12	1-8	2-8	9	10	5.92
4/26	ST. BONAVENTURE	10-8	10-36	1-8	9-28	4-25	6-11	2-10	5-9	8	6	5.98
4/29	at Siena											
4/30	at Siena											
5/1	at Siena											
5/6	NIAGARA											
5/7	NIAGARA											
5/8	NIAGARA											
5/10	at Binghamton											
5/13	at Rider											
5/14	at Rider											
5/15	at Rider											
5/19	MONMOUTH											
5/20	MONMOUTH											
5/20	MONMOUTH											
TOTALS		267-251	319-1186	133-472	186-714	179-627	140-559	90-379	133-308	257	287	5.98
			.269	.282	.261	.285	.250	.237	.432			



2022 CANISIUS BASEBALL GAME NOTES

GAME-BY-GAME INFORMATION

Date	Opponent	Time (ET) Result	CANISIUS				OPPONENTS				Rec.	MAAC	Pos.	GB	Winning Pitcher	Losing Pitcher	Save	Time	Att.
			R	H	E	LOB	R	H	E	LOB									
2/18	vs. Pittsburgh	W, 11-3	11	15	0	6	3	7	0	11	1-0	—	—	—	Matt Duffy (1-0)	Matt Gilbertson (0-1)	—	3:15	333
2/19	vs. Pittsburgh	L, 2-12	2	6	1	8	12	10	0	8	1-1	—	—	—	Billy Corcoran (1-0)	Levi Abbott (0-1)	—	2:16	222
	vs. Pittsburgh	L, 0-4	0	5	1	6	4	4	1	6	1-2	—	—	—	Logan Evans (1-0)	Aaron Duffy (0-1)	Hayden Summers (1)	2:30	227
2/20	vs. Pittsburgh	W, 15-7	15	15	0	10	7	9	2	13	2-2	—	—	—	Peyton Consigli (1-0)	Ben Dragani (0-1)	—	4:09	249
2/25	at Morehead State	W, 11-4	11	16	2	14	4	7	1	11	3-2	—	—	—	Matt Duffy (2-0)	Luke Helton (0-1)	—	3:30	128
2/26	at Morehead State	L, 3-4	3	7	2	8	4	5	0	5	3-3	—	—	—	John Bakke (1-0)	David Yankowski (0-1)	—	2:38	—
	at Morehead State	L, 2-5	2	4	1	4	5	7	1	8	3-4	—	—	—	Alex Kafka (1-0)	Levi Abbott (0-2)	John Bakke (1)	1:45	175
2/27	at Morehead State	W, 6-2	6	12	0	10	2	5	2	3	4-4	—	—	—	Chris Pouliot (1-0)	Matt Bettio (0-1)	—	3:03	165
3/1	at West Virginia	L, 3-17	3	7	3	6	17	16	0	7	4-5	—	—	—	Michael Kilker (1-0)	Justin Guiliano (0-1)	—	3:15	1,356
3/4	at Liberty	L, 1-4	1	7	2	9	4	5	2	9	4-6	—	—	—	Joe Adametz III (2-1)	Matt Duffy (2-1)	Cade Hungate (3)	2:17	1,050
3/5	at Liberty	L, 3-14	3	5	1	7	14	9	1	6	4-7	—	—	—	Trey Gibson (2-0)	Aaron Duffy (0-2)	—	3:04	1,255
3/6	at Liberty	L, 5-14	5	8	3	11	14	13	0	11	4-8	—	—	—	Max Alba (2-0)	Chris Pouliot (1-1)	—	3:31	1,135
3/12	at Charleston Southern	W, 4-2	4	12	1	15	2	5	2	5	5-8	—	—	—	Matt Duffy (3-1)	Jerry Couch (1-2)	Brett Kochanski (1)	2:55	42
	at Charleston Southern	W, 15-12	15	11	6	8	12	8	6	9	6-8	—	—	—	Joe Abramson (1-0)	Connor Yoder (0-1)	Tom Peltier (1)	3:24	108
3/13	at Charleston Southern	W, 8-6	8	10	2	6	6	11	5	6	7-8	—	—	—	Chris Pouliot (2-1)	Evan Truitt (1-3)	Peyton Consigli (1)	3:02	119
3/18	at North Carolina A&T	L, 7-8 (13)	7	15	4	13	8	13	2	11	7-9	—	—	—	Isaiah Brewington (1-0)	Peyton Consigli (1-1)	—	4:28	173
3/19	at North Carolina A&T	L, 4-16	4	16	2	12	16	19	0	8	7-10	—	—	—	Logan Jarosz (2-2)	Aaron Duffy (0-3)	—	3:04	178
3/20	at North Carolina A&T	W, 4-0	4	6	0	7	0	3	0	8	8-10	—	—	—	Chris Pouliot (2-1)	Peyton Winebarger (2-1)	Tom Peltier (2)	2:37	157
3/25	at Manhattan	L, 1-2	1	5	0	7	2	6	2	5	8-11	0-1	T-5	1.0	John Farley (2-0)	Tom Peltier (0-1)	—	2:27	103
3/26	at Manhattan	W, 13-5	13	14	1	14	5	7	1	6	9-11	1-1	T-2	1.0	Chris Pouliot (4-1)	Jordan Warecke (2-2)	Brett Kochanski (2)	3:10	85
3/27	at Manhattan	L, 1-6	1	4	1	7	6	10	2	6	9-12	1-2	T-5	2.0	Kyle Lesler (1-0)	David Yankowski (0-2)	John Farley (3)	2:55	92
4/2	at Quinnipiac	L, 2-5	2	4	3	10	5	7	3	3	9-13	1-3	T-5	2.0	Brandyn Garcia (4-3)	Matt Duffy (3-2)	Anthony Ambrosino (1)	2:39	102
	at Quinnipiac	W, 15-9	15	22	1	13	9	11	1	9	10-13	2-3	T-4	2.0	Chris Pouliot (5-1)	Kevin Seitter (0-5)	—	4:07	167
4/3	at Quinnipiac	W, 5-4	5	9	2	9	4	5	0	10	11-13	3-3	T-4	2.0	David Yankowski (1-1)	Tate Copeland (0-3)	Peyton Consigli (2)	3:24	112
4/5	CORNELL	L, 10-11	10	9	1	8	11	13	1	9	11-14	3-3	T-4	2.0	William Gilbert (1-1)	Levi Abbott (0-3)	Braden Mack (1)	3:27	194
4/8	IONA	W, 12-6	12	11	0	7	6	9	0	6	12-14	4-3	T-3	2.0	Peyton Consigli (2-1)	Alex Hunt (0-1)	—	2:48	138
4/9	IONA	W, 13-3	13	13	1	13	3	4	3	8	13-14	5-3	T-2	1.0	Chris Pouliot (6-1)	Joey Kasper (0-2)	—	3:12	117
4/10	IONA	W, 12-4	12	9	0	6	4	9	1	4	14-14	6-3	T-1	—	David Yankowski (2-1)	Vicente Mendoza (0-5)	—	2:59	113
4/12	at St. Bonaventure	W, 11-1	11	14	1	13	1	9	1	9	15-14	6-3	T-1	—	Levi Abbott (1-3)	Kyle Caringi (0-5)	—	3:05	155
4/14	MARIST	W, 17-12	17	18	1	10	12	13	4	5	16-14	7-3	T-1	—	Matt Duffy (4-2)	Jack Bowery (2-1)	Peyton Consigli (3)	3:22	144
4/15	MARIST	L, 17-18	17	18	4	8	18	14	0	10	16-15	7-4	T-2	1.0	Erubiel Canderlario (5-2)	Chris Pouliot (6-2)	Drake Quinn (3)	3:53	112
4/16	MARIST	W, 11-3	11	15	1	10	3	6	3	11	17-15	8-4	2	1.0	Brett Kochanski (1-0)	Alex Pansini (4-3)	—	3:06	184
4/20	at Niagara	L, 1-3	1	6	0	12	3	9	1	10	17-16	8-4	2	1.0	Kyle Smyth (1-1)	Aaron Duffy (0-4)	Zach Cameron (2)	2:47	281
4/23	at Ohio	L, 7-8	7	10	1	7	8	10	1	3	17-17	8-4	T-3	3.0	Braxton Kelly (3-2)	Peyton Consigli (2-2)	Edward Kutt IV (1)	2:24	247
	at Ohio	L, 5-9	5	6	0	7	9	11	2	10	17-18	8-4	T-3	4.0	Hudson Boncal (1-2)	Justin Guiliano (0-2)	—	2:47	285
4/26	ST. BONAVENTURE	3 p.m.	10	13	0	10	8	10	2	16	18-18	8-4	T-3	4.0	Peyton Consigli (3-2)	Luke Roggenburk (0-3)	—	3:36	163
4/29	at Siena	3 p.m.																	
4/30	at Siena	1 p.m.																	
5/1	at Siena	1 p.m.																	
5/6	NIAGARA	3 p.m.																	
5/7	NIAGARA	12 p.m.																	
5/8	NIAGARA	11 a.m.																	
5/10	at Binghamton	5 p.m.																	
5/13	at Rider	3 p.m.																	
5/14	at Rider	1 p.m.																	
5/15	at Rider	12 p.m.																	
5/19	MONMOUTH	12 p.m.																	
5/20	MONMOUTH	12 p.m.																	
	MONMOUTH	3:30 p.m.																	

