



CANISIUS BASEBALL GAME NOTES

Demske Sports Complex ▶ 2001 Main Street ▶ Buffalo, N.Y. 14208 ▶ Phone: (716) 888-8266
gogriffs.com ▶ @GriffsBaseball ▶ @MAACSports ▶ #Griffs ▶ #MAACBaseball

BONNIES

2-27
OVERALL

1-11
ATLANTIC 10

-/-/-
RANKS (DIB/NCBWA/USAT)



AT



GOLDEN GRIFFINS

17-18
OVERALL

8-4
MAAC

-/-/-
RANKS (DIB/NCBWA/USAT)

B.J. Salerno
INTERIM HEAD COACH, 1ST SEASON

2-27 (.069)
RECORD AT ST. BONA, 1ST SEASON

Matt Mazurek
HEAD COACH, 5TH SEASON

99-96-1 (.508)
RECORD AT CANISIUS, 5TH SEASON

2022 SCHEDULE

| DATE | OPPONENT | TV | TIME/RESULT |
|-----------------------|-----------------------------|-----------|-------------------|
| FEBRUARY (4-4) | | | |
| 2/18 | vs. Pittsburgh | FloSports | W, 11-3 |
| 2/19 | vs. Pittsburgh (DH) | FloSports | L, 2-12 |
| 2/19 | vs. Pittsburgh (DH) | FloSports | L, 0-4 |
| 2/20 | vs. Pittsburgh | FloSports | W, 15-7 |
| 2/25 | at Morehead State | ESPN+ | W, 11-4 |
| 2/26 | at Morehead State (DH) | ESPN+ | L, 3-4 (8 inn.) |
| 2/26 | at Morehead State (DH) | ESPN+ | L, 2-5 (7 inn.) |
| 2/27 | at Morehead State | ESPN+ | W, 6-2 |
| MARCH (5-8) | | | |
| 3/1 | at West Virginia | ESPN+ | L, 3-17 |
| 3/4 | at No. 20 Liberty | ESPN+ | L, 1-4 |
| 3/5 | at No. 20 Liberty | ESPN+ | L, 3-14 |
| 3/6 | at No. 20 Liberty | ESPN+ | L, 5-14 |
| 3/12 | at Charleston Southern (DH) | | W, 4-2 |
| 3/12 | at Charleston Southern (DH) | | W, 15-12 (7 inn.) |
| 3/13 | at Charleston Southern | | W, 8-6 |
| 3/18 | at North Carolina A&T | ESPN+ | L, 7-8 (13 inn.) |
| 3/19 | at North Carolina A&T | | L, 4-16 |
| 3/20 | at North Carolina A&T | ESPN+ | W, 4-0 |
| 3/25 | at Manhattan* | | L, 1-2 |
| 3/26 | at Manhattan* | | W, 13-5 |
| 3/27 | at Manhattan* | | L, 1-6 |
| APRIL (8-6) | | | |
| 4/2 | at Quinnipiac (DH)* | | L, 2-5 |
| 4/2 | at Quinnipiac (DH)* | | W, 15-9 |
| 4/3 | at Quinnipiac* | | W, 5-4 |
| 4/5 | CORNELL | ESPN3 | L, 10-11 |
| 4/8 | IONA* | ESPN3 | W, 12-6 |
| 4/9 | IONA* | ESPN3 | W, 13-3 |
| 4/10 | IONA* | ESPN3 | W, 12-4 |
| 4/12 | at St. Bonaventure | | W, 11-1 |
| 4/14 | MARIST* | ESPN3 | W, 17-12 |
| 4/15 | MARIST* | ESPN3 | L, 17-18 |
| 4/16 | MARIST* | ESPN3 | W, 11-3 |
| 4/20 | at Niagara | | L, 1-3 |
| 4/23 | at Ohio (DH) | YouTube | L, 7-8 |
| 4/23 | at Ohio (DH) | YouTube | L, 5-9 |
| 4/26 | ST. BONAVENTURE | ESPN3 | TODAY |
| 4/29 | at Siena* | | 3 p.m. |
| 4/30 | at Siena* | | 1 p.m. |
| MAY | | | |
| 5/1 | at Siena* | | 1 p.m. |
| 5/6 | NIAGARA* | | 3 p.m. |
| 5/7 | NIAGARA* | | 12 p.m. |
| 5/8 | NIAGARA* | | 11 a.m. |
| 5/10 | at Binghamton | | 5 p.m. |
| 5/13 | at Rider* | | 3 p.m. |
| 5/14 | at Rider* | | 1 p.m. |
| 5/15 | at Rider* | | 12 p.m. |
| 5/19 | MONMOUTH* | | 12 p.m. |
| 5/20 | MONMOUTH* (DH) | | 12 p.m. |

Home games in Bold and CAPS
All times Eastern, subject to change

* - Metro Atlantic Athletic Conference (MAAC) Game

GAMES

36



Play-by-Play: Andy Helwig
Analyst: Griffin Della Penna

FIRST PITCH

Canisius concludes its string of non-conference games this afternoon when the Griffins host St. Bonaventure at the Demske Sports Complex. First pitch is scheduled for 3 p.m.

LAST TIME OUT

Canisius was swept by Ohio in a non-conference doubleheader last Saturday at Bob Wren Stadium in Athens, Ohio.

The Bobcats hit a pair of three-run home runs in the opening game — with the latter blast putting ahead Bobcats 8-7 in the bottom of the seventh. Ohio then retired the final six Canisius batters to ensure the victory.

In the nightcap, Ohio jumped out to a 6-0 lead in the first inning before coming away with the 9-5 victory to sweep the twin bill.

Graduate student **MIKE STEFFAN** went 3-for-6 over the two games, hitting a double, home run and posting 3 RBI.

0 TO 100, REAL QUICK

With a victory this afternoon, Canisius head coach **MATT MAZUREK** would earn his 100th career coaching victory.

He would become Canisius' third head coach to eclipse the century mark in wins, joining **MIKE MCRAE** (405) and **DON COLPLOYS** (325).

If Mazurek reaches the 100-win plateau this afternoon, he would be the fastest head coach to register 100 wins (197), besting his predecessor McRae (232).

HOME, SWEET HOME

Since 2007, Canisius has been one of the hottest home teams in the MAAC. Over the stretch, the Griffins have a 171-69 record at the Demske Sports Complex.

Canisius' .713 win percentage on its home turf since 2007 is the highest by a MAAC school. Monmouth, which joined the conference in 2013 and is in its final season in the league, has the second-highest average (.699).

The 171 wins by Canisius are the most by a MAAC school, two ahead of Manhattan (169).

The Griffins have posted at least 10 home wins in each season since 2007, with the lone exception being 2020 when Canisius did not play a home game due to the COVID-19 pandemic halting play in mid-March.

ST. BONAVENTURE AT CANISIUS

Location: Buffalo, N.Y.

Field: Demske Sports Complex
Tuesday, April 26 • 3 p.m.

RECORD BOOK

CANISIUS COACHES WITH 100 WINS

Canisius Program History

| Coach | Years | Games to 100 |
|--------------|---------|--------------|
| Mike McRae | 2005-17 | 232 |
| Don Colploys | 1977-01 | 239 |
| Matt Mazurek | 2018-22 | ?? |

HOME WINS

| SCHOOL | W | L | T | W% |
|---------------|-----|-----|---|------|
| Canisius | 171 | 69 | 0 | .713 |
| Manhattan | 169 | 84 | 1 | .667 |
| Rider | 164 | 106 | 0 | .607 |
| Fairfield | 158 | 106 | 0 | .598 |
| Marist | 157 | 93 | 1 | .627 |
| Siena | 139 | 117 | 1 | .543 |
| Niagara | 107 | 114 | 2 | .484 |
| Monmouth | 95 | 41 | 0 | .699 |
| Saint Peter's | 83 | 168 | 3 | .333 |
| Iona | 66 | 144 | 1 | .315 |
| Quinnipiac | 64 | 50 | 0 | .561 |

NOTE: Monmouth and Quinnipiac's totals are since program's joined MAAC in 2013



Overall vs. St. Bona: Canisius leads, 4-3
at Canisius: Never
at St. Bonaventure: Canisius leads, 4-3
at Neutral Sites: Never
First Meeting: 3/15/03 at Ohio — L, 0-13
Last Meeting: 3/17/13 at Ohio — W, 6-2

LAST 5 GAMES VS. ST. BONAVENTURE

| DATE | SITE | RESULT | SCORE |
|---------|--------------|--------|-------|
| 3/16/03 | Athens, Ohio | L | 1-9 |
| 3/15/13 | Athens, Ohio | W | 12-0 |
| 3/15/13 | Athens, Ohio | W | 10-7 |
| 3/16/13 | Athens, Ohio | W | 16-8 |
| 3/17/13 | Athens, Ohio | W | 6-2 |

SCOUTING REPORT



| | | |
|--------------|--------------------------|--------------|
| .232 | << BATTING AVERAGE | .288 |
| 85 | << RUNS | 257 |
| 43 | DOUBLES >> | 62 |
| 7 | << TRIPLES | 11 |
| 8 | << HOME RUNS | 31 |
| 76 | << RBI | 225 |
| .302 | << ON-BASE PERCENTAGE | .390 |
| .318 | SLUGGING PERCENTAGE >> | .428 |
| 19/24 (.792) | << SB/ATT (SB PCT.) | 45/51 (.882) |
| 8.31 | << EARNED-RUN AVERAGE | 5.92 |
| 183 | << STRIKEOUTS | 319 |
| .338 | << OPPONENT BATTING AVG. | .269 |
| 2.18 | << WHIP | 1.63 |
| .953 | FIELDING PERCENTAGE >> | .960 |

COMMUNICATIONS

MARSHALL HAIM

Athletic Communications Graduate Assistant

Email: haimm@canisius.edu

Phone: (716) 465-4945 (mobile)

2022 CANISIUS BASEBALL ROSTER

ROSTER BY POSITION

PITCHERS (18)

| NO. | NAME | POS | B/T | HT | WT. | CLASS | HOMETOWN / PREVIOUS SCHOOL(S) |
|-----|------------------|-----|-----|-------|-----|-------|---|
| 14 | Matt Duffy | RHP | L/R | 6'1" | 195 | So. | Burlington, Ontario / Assumption Catholic Secondary |
| 16 | Brett Kochanski | RHP | R/R | 5'11" | 167 | Sr. | Cheektowaga, N.Y. / Cleveland Hill |
| 19 | Tom Peltier | LHP | L/L | 6'1" | 165 | Jr. | Wheatfield, N.Y. / Niagara Wheatfield |
| 20 | David Yankowski | RHP | R/R | 5'10" | 180 | Sr. | Valatie, N.Y. / Ichabod Crane |
| 21 | Levi Abbott | RHP | R/R | 6'3" | 194 | So. | Lethbridge, Alberta / Vauxhall Academy |
| 23 | Jeff DeStefano | LHP | R/L | 6'2" | 207 | Gr. | Liverpool, N.Y. / Liverpool |
| 25 | Chris Pouliot | LHP | L/L | 6'0" | 175 | Jr. | Boischatel, Québec / Cardinal-Roy Secondary / Pittsburgh |
| 26 | Aaron Duffy | RHP | L/R | 6'4" | 202 | Fr. | Burlington, Ontario / Assumption Catholic Secondary |
| 27 | Rockne Seidel | RHP | L/R | 6'1" | 190 | Jr. | Edinboro, Pa. / Cathedral Prep |
| 28 | Justin Guillano | LHP | L/L | 6'4" | 210 | R-Fr. | Pittsburgh, Pa. / Penn-Trafford |
| 30 | Tyler Hoover | LHP | L/L | 6'5" | 200 | Fr. | Pittsburgh, Pa. / Penn-Trafford |
| 31 | Tyler Greenleaf | RHP | R/R | 6'2" | 200 | Fr. | Canonsburg, Pa. / Canon-McMillan |
| 32 | Andrew Fron | RHP | R/R | 6'3" | 210 | Sr. | Buffalo, N.Y. / Kenmore West |
| 34 | Cole Murray | RHP | R/R | 6'0" | 187 | Jr. | Getzville, N.Y. / St. Mary's / Iona / Wells College |
| 35 | Alec Ritzenhaler | LHP | L/R | 6'3" | 193 | Sr. | Niskayuna, N.Y. / Niskayuna |
| 38 | Lukas Barry | RHP | R/R | 6'0" | 185 | Jr. | Mississauga, Ontario / St. Aloysius Gonzaga / Connors State / Saint Louis |
| 39 | Peyton Consigli | RHP | L/R | 6'5" | 195 | Fr. | Fonthill, Ontario / St. Francis High (N.Y.) |
| 40 | Joe Abramson | LHP | L/L | 5'9" | 168 | Fr. | Brooklyn, N.Y. / Xavierian |

CATCHERS (5)

| NO. | NAME | POS | B/T | HT | WT. | CLASS | HOMETOWN / PREVIOUS SCHOOL(S) |
|-----|-----------------|------|-----|-------|-----|-------|--|
| 5 | J.T. Ennen | C | R/R | 5'11" | 192 | R-Fr. | McKinney, Texas / Jesuit College Prep Dallas |
| 10 | Mike Mazzara | C | R/R | 5'11" | 195 | R-Sr. | Buffalo, N.Y. / Canisius |
| 13 | Jake Zurat | C | R/R | 5'10" | 196 | Gr. | East Amherst, N.Y. / Williamsville North |
| 22 | Trevor Henneman | C/1B | R/R | 6'0" | 208 | Sr. | Painted Post, N.Y. / Corning-Painted Post |

INFIELDERS (11)

| NO. | NAME | POS | B/T | HT | WT. | CLASS | HOMETOWN / PREVIOUS SCHOOL(S) |
|-----|--------------------|--------|-----|-------|-----|-------|--|
| 1 | Trent Rumley | INF | R/R | 5'7" | 170 | Fr. | Cowlesville, N.Y. / St. Mary's |
| 2 | Gibson Krzeminski | INF/OF | S/R | 5'11" | 205 | Gr. | Tecumseh, Ontario / St. Anne / Iowa Western CC |
| 6 | Kyle Kush | INF | L/R | 5'9" | 165 | Sr. | Guelph, Ontario / Guelph Collegiate Vocational Institute |
| 7 | Mike Steffan | 1B/OF | S/R | 6'2" | 200 | R-Sr. | Williamsville, N.Y. / Williamsville East |
| 8 | Max Grant | INF | L/R | 6'0" | 188 | So. | Fredericton, New Brunswick / Vauxhall Academy |
| 12 | Kenny Dodson | INF/OF | R/R | 5'10" | 155 | Jr. | Airmont, N.Y. / Suffern |
| 15 | Brennan Chisholm | INF/OF | R/R | 5'9" | 165 | Jr. | North Chatham, Mass. / Chesire Academy / Northern Essex CC |
| 17 | Vinny Chiarenza | 1B/OF | R/R | 6'2" | 210 | Gr. | Grand Island, N.Y. / Canisius / Niagara County CC |
| 24 | Josh Niles | INF | R/R | 6'3" | 185 | R-Fr. | St. Thomas, Ontario / St. Joseph's |
| 33 | Ethan Hennessy | INF | R/R | 6'4" | 203 | R-Fr. | Norfolk, Va. / Norfolk Academy |
| 37 | Alex Terry-Emanuel | INF | R/R | 5'10" | 180 | Fr. | Hyattsville, Md. / The Heights School |

OUTFIELDERS (5)

| NO. | NAME | POS | B/T | HT | WT. | CLASS | HOMETOWN / PREVIOUS SCHOOL(S) |
|-----|----------------|--------|-----|------|-----|-------|---|
| 3 | Jack Migliore | OF | R/R | 6'0" | 190 | R-So. | Hamburg, N.Y. / Hamburg |
| 4 | Mike DeStefano | OF/INF | L/R | 6'0" | 170 | Jr. | Liverpool, N.Y. / Liverpool |
| 9 | Cole Sebastian | OF | R/R | 6'0" | 170 | Fr. | Eldred, Pa. / Otto-Eldred |
| 11 | Jackson Strong | OF | L/L | 6'1" | 185 | Fr. | West Seneca, N.Y. / West Seneca East |
| 18 | Carlin Dick | OF | L/L | 5'8" | 215 | So. | Abbotsford, British Columbia / Vauxhall Academy |
| 29 | Dylan Vincent | OF/1B | L/R | 6'0" | 215 | Sr. | Eldred, Pa. / Olean (N.Y.) |

BASEBALL COACHING AND SUPPORT STAFF

HEAD COACH: Matt Mazurek (Canisius '06), 5th Season, 17th with Program

PITCHING/ASSISTANT COACH: Jeremy Hileman (Kutztown '18), 1st Season

ASSISTANT COACH: Garrett Cortright (Canisius '13), 2nd Season, 5th with Program

VOLUNTEER ASSISTANT COACH: Matthew Wells (NYU '18), 1st Season

ATHLETIC TRAINER: Manny Corona (SUNY Brockport '20), 2nd Season

PRONUNCIATION GUIDE

| NO. | NAME | PRONUNCIATION | NO. | NAME | PRONUNCIATION | NO. | NAME | PRONUNCIATION |
|-----|-------------------|----------------|-----|-----------------|--------------------|-----|------------------|-----------------|
| 2 | Gibson Krzeminski | KRIH-min-skee | 17 | Vinny Chiarenza | SHURR-en-zuh | 33 | Ethan Hennessy | Hen-ih-see |
| 3 | Jack Migliore | Mig-lee-oar-EE | 19 | Tom Peltier | PELL-teer | 35 | Alec Ritzenhaler | Ritz-inn-taylor |
| 4 | Mike DeStefano | Dih-STE-ah-no | 20 | David Yankowski | Yan-COW-skee | 39 | Peyton Consigli | Kun-sig-lee |
| 5 | J.T. Ennen | Enn-inn | 22 | Trevor Henneman | Hen-ih-min | 40 | Joe Abramson | AY-bram-sin |
| 7 | Mike Steffan | Stef-INN | 23 | Jeff DeStefano | Dih-STE-ah-no | HC | Matt Mazurek | Muh-zurr-ick |
| 10 | Mike Mazzara | Muh-zarr-ah | 25 | Chris Pouliot | Pooh-lee-OTT | AC | Jeremy Hileman | High-uhl-min |
| 13 | Jake Zurat | Zurr-AT | 27 | Rockne Seidel | Rock-nee Sigh-dell | | | |
| 15 | Brennan Chisholm | Chizz-umm | 28 | Justin Guillano | Julee-ahh-no | | | |
| 16 | Brett Kochanski | KO-han-skee | 32 | Andrew Fron | Rhymes with yawn | | | |

NUMERICAL ROSTER

| # | NAME | POS | B/T | HT | WT | YR |
|----|--------------------|--------|-----|-------|-----|-------|
| 1 | Trent Rumley | INF | R/R | 5'7" | 170 | Fr. |
| 2 | Gibson Krzeminski | INF/OF | S/R | 5'11" | 205 | Gr. |
| 3 | Jack Migliore | OF | R/R | 6'0" | 190 | R-So. |
| 4 | Mike DeStefano | OF/INF | L/R | 6'0" | 170 | Jr. |
| 5 | J.T. Ennen | C | R/R | 5'11" | 192 | R-Fr. |
| 6 | Kyle Kush | INF | L/R | 5'9" | 165 | Sr. |
| 7 | Mike Steffan | 1B/OF | S/R | 6'2" | 200 | R-Sr. |
| 8 | Max Grant | INF | L/R | 6'0" | 188 | So. |
| 9 | Cole Sebastian | OF | R/R | 6'0" | 170 | Fr. |
| 10 | Mike Mazzara | C | R/R | 5'11" | 195 | R-Sr. |
| 11 | Jackson Strong | OF | L/L | 6'1" | 185 | Fr. |
| 12 | Kenny Dodson | INF/OF | R/R | 5'10" | 155 | Jr. |
| 13 | Jake Zurat | C | R/R | 5'10" | 196 | Gr. |
| 14 | Matt Duffy | RHP | L/R | 6'1" | 195 | So. |
| 15 | Brennan Chisholm | INF/OF | R/R | 5'9" | 165 | Jr. |
| 16 | Brett Kochanski | RHP | R/R | 5'11" | 167 | Sr. |
| 17 | Vinny Chiarenza | 1B/OF | R/R | 6'2" | 210 | Gr. |
| 18 | Carlin Dick | OF | L/L | 5'8" | 215 | So. |
| 19 | Tom Peltier | LHP | L/L | 6'1" | 165 | Jr. |
| 20 | David Yankowski | RHP | R/R | 5'10" | 180 | Sr. |
| 21 | Levi Abbott | RHP | R/R | 6'3" | 194 | So. |
| 22 | Trevor Henneman | C/1B | R/R | 6'0" | 208 | Sr. |
| 23 | Jeff DeStefano | LHP | R/L | 6'2" | 207 | Gr. |
| 24 | Josh Niles | INF | R/R | 6'3" | 185 | R-Fr. |
| 25 | Chris Pouliot | LHP | L/L | 6'0" | 175 | Jr. |
| 26 | Aaron Duffy | RHP | L/R | 6'4" | 202 | Fr. |
| 27 | Rockne Seidel | RHP | L/R | 6'1" | 190 | Jr. |
| 28 | Justin Guillano | LHP | L/L | 6'4" | 210 | R-Fr. |
| 29 | Dylan Vincent | OF/1B | L/R | 6'0" | 215 | Sr. |
| 30 | Tyler Hoover | LHP | L/L | 6'5" | 200 | Fr. |
| 31 | Tyler Greenleaf | RHP | R/R | 6'2" | 200 | Fr. |
| 32 | Andrew Fron | RHP | R/R | 6'3" | 210 | Sr. |
| 33 | Ethan Hennessy | INF | R/R | 6'4" | 203 | R-Fr. |
| 34 | Cole Murray | RHP | R/R | 6'0" | 187 | Jr. |
| 35 | Alec Ritzenhaler | LHP | L/L | 6'3" | 193 | Sr. |
| 37 | Alex Terry-Emanuel | INF | R/R | 5'10" | 180 | Fr. |
| 38 | Lukas Barry | RHP | R/R | 6'0" | 185 | Jr. |
| 39 | Peyton Consigli | RHP | L/R | 6'5" | 195 | Fr. |
| 40 | Joe Abramson | LHP | L/L | 5'9" | 168 | Fr. |

BY STATE / PROVINCE



New York

19



Ontario

7



Pennsylvania

5



Alberta

1



British Columbia

1



Maryland

1



Massachusetts

1



New Brunswick

1



Québec

1



Texas

1



Virginia

1



2022 CANISIUS BASEBALL TV ROSTER



TRENT RUMLEY
INF | FR | COWLESVILLE, N.Y.



GIBSON KRZEMINSKI
INF/OF | GR | TECUMSEH, ONTARIO



JACK MIGLIORE
OF | R-SO | HAMBURG, N.Y.



MIKE DeSTEFANO
OF/INF | JR | LIVERPOOL, N.Y.



J.T. ENNEN
C | R-FR | MCKINNEY, TEXAS




KYLE KUSH
INF | SR | GUELPH, ONTARIO



MIKE STEFFAN
1B/OF | GR | WILLIAMSVILLE, N.Y.



MAX GRANT
INF | SO | FREDERICTON, N.B.




COLE SEBASTIAN
OF | FR | ELDRED, PA.



MIKE MAZZARA
C | R-SR | BUFFALO, N.Y.



JACKSON STRONG
OF | FR | WEST SENECA, N.Y.



KENNY DODSON
INF/OF | JR | AIRMONT, N.Y.



JAKE ZURAT
C | GR | EAST AMHERST, N.Y.




MATT DUFFY
RHP | SO | BURLINGTON, ONTARIO



BRENNAN CHISHOLM
INF/OF | JR | N. CHATHAM, MASS.



BRETT KOCHANSKI
RHP | SR | CHEEKTOWAGA, N.Y.



VINNY CHIARENZA
1B/OF | GR | GRAND ISLAND, N.Y.



CARLIN DICK
OF | SO | ABBOTTSFORD, B.C.



TOM PELTIER
LHP | JR | WHEATFIELD, N.Y.



DAVID YANKOWSKI
RHP | SR | VALATIE, N.Y.



LEVI ABBOTT
RHP | SO | LETHBRIDGE, ALBERTA



TREVOR HENNEMAN
C/1B | SR | PAINTED POST, N.Y.



JEFF DeSTEFANO
LHP | GR | LIVERPOOL, N.Y.




JOSH NILES
INF | R-FR | ST. THOMAS, ONTARIO



CHRIS POULIOT
LHP | JR | BOISCHATEL, QUÉBEC



AARON DUFFY
RHP | FR | BURLINGTON, ONTARIO



ROCKNE SEIDEL
RHP | JR | EDINBORO, PA.



JUSTIN GUILIANO
LHP | R-FR | ELLENVILLE, N.Y.



DYLAN VINCENT
OF/1B | SR | ELDRED, PA.



TYLER HOOVER
LHP | FR | PITTSBURGH, PA.



TYLER GREENLEAF
RHP | FR | CANONSBURG, PA.



ANDREW FRON
RHP | SR | BUFFALO, N.Y.



ETHAN HENNESSY
INF | R-FR | NORFOLK, VA.



COLE MURRAY
RHP | FR | GETZVILLE, N.Y.



ALEC RITZENHALLER
LHP | SR | NISKAYUNA, N.Y.



ALEX TERRY-EMANUEL
INF | FR | HYATTSVILLE, MD.



LUKAS BARRY
RHP | JR | MISSISSAUGA, ONTARIO



PEYTON CONSIGLI
RHP | FR | Fonthill, ONTARIO



JOE ABRAMSON
LHP | FR | BROOKLYN, N.Y.



MATT MAZUREK
HEAD COACH | 5TH SEASON



JEREMY HILEMAN
ASSISTANT COACH | 1ST SEASON



GARRETT CORTRIGHT
ASSISTANT COACH | 2ND SEASON



MATT WELLS
VOLUNTEER ASSISTANT | 1ST SEASON



MANNY CORONA
ATHLETIC TRAINER | 2ND SEASON



2022 CANISIUS BASEBALL GAME NOTES

CANISIUS QUICK FACTS

GENERAL INFORMATION

Location Buffalo, N.Y.
Enrollment 3,120
Founded 1870
Nickname Golden Griffins
School Colors Blue (Pantone 289), Gold (Pantone 124)
Conference Metro Atlantic Athletic Conference (MAAC)
President John J. Hurley
Athletics Director Bill Maher
Athletics Website www.gogriffs.com

HISTORY

Seasons of Baseball 69th
First Season 1954
First Division I Season 1986
All-Time Record (Win %) 979-1184-5 (.453)
MAAC Regular-Season Titles (last) 5 (2019)
MAAC Postseason Tournament Titles (last) 3 (2018)
NCAA Tournament Appearances (last) 3 (2018)
NCAA Tournament Record 0-6
Consecutive NCAA Appearances 1 (2013-2014)
College World Series Appearances None

DEMSKE SPORTS COMPLEX

Year Opened (Seasons) 1989 (34th)
All-Time Record (Win %) 280-247-1 (.531)
Record under Matt Mazurek 39-13 (.750)

COACHING STAFF

Head Coach Matt Mazurek (Canisius '09)
Record at Canisius 99-96-1 (.508)
Overall Record 99-96-1 (.508)
Assistant Coach Jeremy Hileman (Kutztown '18)
Assistant Coach 1st Season
Assistant Coach Garrett Cortright (Canisius '13)
Assistant Coach 2nd Season

2021 REVIEW

Overall Record 20-16
MAAC Record (Finish) 17-13 (4th)
Home Record 13-4
Away Record 7-11
Neutral Record 0-1
MAAC Tournament Lost in semifinals to Fairfield
NCAA Tournament N/A

2022 TEAM INFORMATION

Letterwinners Returning / Lost 27 / 12
Newcomers 12
Fr / So / Jr / Sr / Gr 9 / 8 / 9 / 7 / 6

Batters Returning / Lost 17 / 5
Pitcher Returning / Lost 10 / 7

COMMUNICATIONS

Marshall Haim Athletic Communications Graduate Assistant
Office (716) 888-8266
Mobile (716) 465-4945
Email haimm@canisius.edu
Mailing Address Canisius College Athletics
..... 2001 Main Street
..... Buffalo, N.Y. 14208
Twitter/Instagram @GoGriffs
Hashtags #Griffs | #MAACBaseball

NUMBERS TO KNOW

.812

Canisius has an 82-19 record (.812 win percentage) when out-hitting its opponents since head coach **MATT MAZUREK** took over the Canisius program before the 2018 season. The Griffis are currently 15-5 this season when out-hitting their opponents.

.907

Canisius is 68-7 when leading after eight innings of play (.907 win percentage) under the tutelage of **MATT MAZUREK**. Canisius is a perfect 16-0 this season in those instances.

80

In his start last Saturday at Ohio, sophomore right-handed pitcher **MATT DUFFY** became just the fourth Canisius pitcher to register an 80-strikeout season. Duffy joins **JOE MAMOTT** (85) in 1994, **J.P. STEVENSON** (93) in 2018 and **MARK WEST** (99) in 2000.

100

Graduate student **MIKE STEFFAN** recorded his 100th career base hit in last Saturday's doubleheader at Ohio. Steffan's two-run double in the third inning of the opening game was the hit that eclipsed the century mark.

113

Since 2018, when head coach **MATT MAZUREK** took over the Canisius baseball program, the Griffis have found success scoring in the middle portions of games. From the fourth to sixth innings, Canisius has outscored its opponents by 113 runs, 494-381. In the other six innings (1st-to-3rd and 7th-to-9th), the run differential is plus-44 (757-714).

INFIELD/OUTFIELD - #7 MIKE STEFFAN



Graduate student **MIKE STEFFAN** has a base hit in 12 of his last 13 games, including each of his last five. During the 13-game stretch, Steffan is batting .431 (22-of-51) with five doubles, a triple, four home runs and 23 RBI. He has scored 17 runs, while posting eight multi-hit games and seven multi-RBI games in the span.

WHAT IS A GRIFFIN?

The Griffin is a mythical creature of supposed gigantic size that has the head, forelegs and wings of an eagle and the hindquarters, tail and ears of a lion. They are well known for their speed, ability to fly and having eyes like an eagle as well as the strength and courage of a lion.

Griffins have been known for centuries as symbols of strength and vigilance, have been called "The Hounds of Zeus" in Greek mythology and are said to have mastery of both the land and sky.

They are thought to be from India, where the natives of the land made their talons and claws into drinking cups because the talon of a Griffin was said to detect poison in a liquid. Griffins would find gold in the mountains and line their nests with it and as a result, were forced to become great guardians of the nests to keep the hunters away.



CANISIUS



2022 CANISIUS BASEBALL GAME NOTES



AROUND THE MAAC

2022 PLAYERS OF THE WEEK

| | | |
|-----------------|--------------|-----------------------------------|
| Feb. 22 | Player..... | Mike Steffan (Canisius) |
| | Pitcher..... | Trey Dombroski (Monmouth) |
| | Rookie..... | Peyton Consigli (Canisius) |
| March 1 | Player..... | Max Grant (Canisius) |
| | Pitcher..... | Trey Dombroski (Monmouth) |
| | Rookie..... | Aaron Duffy (Canisius) |
| March 8 | Player..... | David Bermudez (Manhattan) |
| | Pitcher..... | Jordan Warecke (Manhattan) |
| March 15 | Player..... | James Harmstead (Monmouth) |
| | Pitcher..... | Trey Dombroski (Monmouth) |
| | Rookie..... | Peyton Consigli (Canisius) |
| March 22 | Player..... | Brendan O'Donnell (Rider) |
| | Pitcher..... | Alex Pansini (Marist) |
| | Rookie..... | Jay Bant (Monmouth) |
| March 29 | Player..... | Nick Hohenstein (Siena) |
| | Pitcher..... | Rob Hensey (Monmouth) |
| | Rookie..... | Dean Ferrara (Fairfield) |
| April 5 | Player..... | David Bermudez (Manhattan) |
| | Pitcher..... | Collin McVeigh (Fairfield) |
| | Rookie..... | Peyton Consigli (Canisius) |
| April 12 | Player..... | Robbie Armitage (Marist) |
| | Pitcher..... | Trey Dombroski (Monmouth) |
| | Rookie..... | Nathan Lincoln (Marist) |
| April 19 | Player..... | Max Grant (Canisius) |
| | Pitcher..... | Trey Dombroski (Monmouth) |
| | Rookie..... | Reed Interdonato (Monmouth) |

2022 PRESEASON ALL-MAAC TEAM

| Player | Pos | Year | Team |
|--|-------------|------------|-----------------|
| Mike Caruso | C | Gr. | Fairfield |
| Vinny Chiarenza | 1B | Gr. | Canisius |
| Dixon Black | 2B | So. | Monmouth |
| David Bermudez | 3B | Gr. | Manhattan |
| Dylan Hoy | SS | Jr. | Marist |
| Carlin Dick | OF | So. | Canisius |
| Mike Handal | OF | Sr. | Fairfield |
| Brian Hart | OF | Sr. | Marist |
| Ryan McGee | OF | Sr. | Siena |
| Matt Padre | DH | Gr. | Manhattan |
| Max Grant | UTIL | So. | Canisius |
| Trey Dombroski | P | Jr. | Monmouth |
| Preseason Player of the Year: Mike Caruso (Fairfield) | | | |

2022 MAAC BASEBALL STANDINGS

Standings through games played on April 24, 2022

| SCHOOL | MAAC | | | OVERALL | | | H | A | N | RPI |
|-----------------|------------|-------------|-----------|--------------|-------------|-----------|------------|--------------|------------|------------|
| | W-L | PCT | STRK | W-L | PCT | STRK | | | | |
| Fairfield | 12-3 | .800 | W3 | 23-15 | .605 | W4 | 9-1 | 12-11 | 2-3 | 105 |
| Marist | 10-5 | .667 | W3 | 21-14 | .600 | W3 | 5-2 | 15-11 | 1-1 | 141 |
| Rider | 8-4 | .667 | L1 | 20-17 | .541 | L1 | 6-5 | 11-11 | 3-1 | 165 |
| Canisius | 8-4 | .667 | W1 | 17-18 | .486 | L3 | 5-2 | 10-14 | 2-2 | 196 |
| Manhattan | 7-8 | .467 | W1 | 17-19 | .472 | W1 | 5-5 | 10-13 | 2-1 | 194 |
| Monmouth | 7-5 | .583 | L3 | 18-19 | .486 | L3 | 9-3 | 5-13 | 4-3 | 217 |
| Siena | 6-6 | .500 | L2 | 9-26 | .257 | L2 | 5-4 | 4-22 | 0-0 | 265 |
| Quinnipiac | 4-8 | .333 | W1 | 10-23 | .303 | W1 | 4-4 | 6-19 | 0-0 | 254 |
| Niagara | 4-8 | .333 | W2 | 8-26 | .235 | W2 | 5-2 | 3-22 | 0-2 | 284 |
| Saint Peter's | 3-9 | .250 | L3 | 6-30 | .167 | L4 | 1-3 | 5-26 | 0-1 | 282 |
| Iona | 3-12 | .200 | L1 | 3-31 | .088 | L1 | 3-9 | 0-22 | 0-0 | 291 |

DUFFY CLIMBING THE RANKS

Sophomore right-handed pitcher **MATT DUFFY** struck out six batters in the opening game of last Saturday's doubleheader at Ohio.

Duffy now has struck out 80 batters over his 10 starts this season, which is the fourth-highest total by a Canisius pitcher in a season. He trails **JOE MAMOTT** (85 in 1994), **J.P. STEVENSON** (93 in 2018) and **MARK WEST** (99 in 2000).

With his 80 strikeouts in 62⅓ innings pitched, Duffy has an 11.49 strikeout-per-9-inning ratio, which ranks fifth in program history. Only **TYLER SMITH** (12.14 in 2015), **RYAN BOYER** (12.03 last year), Mamott (11.95 in 1994) and Smith (11.89 in 2016) have higher ratios.

For his career, Duffy has a 1.81 walks-per-9-inning ratio, which is the lowest by a Canisius pitcher in program history. **DOUG CARLSON** has the second-lowest figure (1.90 in 1980 and 1982-83) by a Griff's hurler.

GRANT NAMED PLAYER OF THE WEEK

Sophomore **MAX GRANT** was named the MAAC Player of the Week, the conference office announced last Tuesday.

It was Grant's second time being named the MAAC Player of the Week this season, earning the honor March 1.

In a four-game week against St. Bonaventure and Marist, Grant batted .524 (11-of-21) with two doubles, two home runs and 12 RBI. He also scored six runs and drew a pair of walks.

Grant had a stellar weekend against Marist, driving in all 12 of his runs in the three-game set against the Red Foxes.

In the opening game of the series, Grant went 4-for-6 with a double, home run and four RBI. He followed up that performance with another four-hit game, going 4-for-5 with three runs scored, a home run and five RBI. The second baseman closed out the set with a 2-for-5 day at the plate with a double and three RBI.

HAVING A GRANT OLE TIME

Sophomore **MAX GRANT** was named to D1Baseball's Top 30 list for Division I second baseman on March 29. Grant was ranked 26th and was the MAAC's lone representative on the list.

Grant's .400 batting average leads the MAAC and ranks 27th in the nation. No Canisius batter has hit for a .400 average in a season since **JEREMY ROSS** (.400) in 1997. **KEVIN VOGEL** is the only other Griff to bat .400 or better in a season (.436 in 1985).

In his 63 career games at Canisius, Grant is batting .395 which ranks second in Canisius history, trailing Vogel's .402 average (1985-87). Grant also ranks third amongst active Division I players, trailing Jackson State's **TY HILL** (.403) and James Madison's **CHASE DELAUTER** (.402) have higher career clips.

WHEN IT WINS, IT POURS

In its 17 wins this season, Canisius has scored 183 runs (10.8 runs per game) compared to just 74 runs in its 18 losses (4.1 per game).

The Griff's have registered a double-digit run total in 13 games this season and have at least 11 runs in eight of its last nine victories.

Canisius is batting .361 (125-of-346) as a team in its last nine victories. The team has posted a .472 on-base percentage and a .587 slugging percentage (1.058 OPS). Of the team's 125 hits in the span, 47 have gone for extra bases (29 doubles, five triples, 13 home runs).

Canisius has eight wins with at least 12 runs scored this season. That total is the most by a Canisius team in a single season since 2018, when the Griff's also recorded eight such games.

RECORD BOOK

MOST STRIKEOUTS IN SINGLE SEASON

Canisius Program History

| Player | Year | SO |
|-------------------|-------------|-----------|
| Mark West | 2000 | 99 |
| J.P. Stevenson | 2018 | 93 |
| Joe Mamott | 1994 | 85 |
| Matt Duffy | 2022 | 80 |

NCAA LEADERS

HIGHEST CAREER BATTING AVERAGES

Active Division I Leaders

| Player | School | AVG |
|------------------|-----------------|-------------|
| Ty Hill | Jackson St. | .403 |
| Chase DeLauter | James Madison | .402 |
| Max Grant | Canisius | .395 |
| Zach Neto | Campbell | .389 |
| Alan Roden | Creighton | .384 |

RECORD BOOK

MOST WINS WITH 12+ RUNS IN SEASON

Program History

| Season | Wins |
|-------------|----------|
| 2010 | 15 |
| 2008 | 11 |
| 2009 | 11 |
| 2013 | 11 |
| 2014 | 11 |
| 2015 | 9 |
| 2022 | 8 |
| 2018 | 8 |
| 2011 | 8 |



2022 CANISIUS BASEBALL GAME NOTES

CANISIUS STATISTICALLY...



IN TOP-150



IN MAAC

STATISTIC RANKINGS

(Through games completed on 4/21/22)

| | STAT | NCAA | MAAC |
|-----------------------|------|-------|------|
| BASE ON BALLS | 175 | 101st | 3rd |
| BATTING AVERAGE | .288 | 76th | 1st |
| DOUBLE PLAYS | 17 | — | 7th |
| DOUBLE PLAYS / GAME | 0.49 | — | 7th |
| DOUBLES | 62 | — | 6th |
| DOUBLES / GAME | 1.77 | — | 6th |
| EARNED RUN AVERAGE | 5.92 | — | 4th |
| FIELDING PERCENTAGE | .960 | — | 6th |
| HIT BATTERS | 52 | 76th | 4th |
| HIT BY PITCH | 44 | 138th | 3rd |
| HITS | 364 | 121st | 2nd |
| HITS ALLOWED / 9 INN. | 9.37 | 121st | 2nd |
| HOME RUNS | 31 | — | 4th |
| HOME RUNS / GAME | 0.89 | — | 5th |
| ON-BASE PERCENTAGE | .390 | 58th | 2nd |
| RUNS | 257 | 113th | 3rd |
| SACRIFICE BUNTS | 5 | — | 10th |
| SACRIFICE FLIES | 9 | — | 9th |
| SCORING | 7.3 | 61st | 2nd |
| SHUTOUTS | 1 | 117th | 2nd |
| SLUGGING PERCENTAGE | .428 | 136th | 2nd |
| STOLEN BASES | 45 | 117th | 3rd |
| STEALS / GAME | 1.29 | 100th | 3rd |
| SO / BB RATIO | 1.82 | — | 5th |
| STRIKEOUTS / 9 INN. | 9.7 | 53rd | 1st |
| TRIPLES | 11 | 59th | 2nd |
| TRIPLES / GAME | 0.31 | 52nd | 2nd |
| WHIP | 1.63 | — | 5th |
| WALKS / 9 INN. | 5.31 | — | 5th |

INDIVIDUAL (ALL GAMES)

BATTING AVERAGE

| | | | |
|----------------|------|------|-----|
| Max Grant | .400 | 27th | 1st |
| Mike DeStefano | .349 | — | 6th |

HITS

| | | | |
|-----------|----|------|-----|
| Max Grant | 58 | 51st | 1st |
|-----------|----|------|-----|

HITS ALLOWED PER 9 INNINGS

| | | | |
|------------|------|-------|-----|
| Matt Duffy | 7.47 | 149th | 3rd |
|------------|------|-------|-----|

ON-BASE PERCENTAGE

| | | | |
|-----------|------|------|-----|
| Max Grant | .491 | 48th | 2nd |
|-----------|------|------|-----|

RUNS

| | | | |
|----------------|----|-------|-----|
| Mike DeStefano | 39 | 142nd | 3rd |
|----------------|----|-------|-----|

RUNS BATTED IN

| | | | |
|--------------|----|-------|-----|
| Mike Steffan | 40 | 105th | 3rd |
|--------------|----|-------|-----|

SLUGGING PERCENTAGE

| | | | |
|--------------|------|---|-----|
| Max Grant | .630 | — | 2nd |
| Mike Steffan | .592 | — | 6th |

STOLEN BASES

| | | | |
|----------------|----|------|-----|
| Mike DeStefano | 15 | 89th | 2nd |
|----------------|----|------|-----|

STRIKEOUT / WALK RATIO

| | | | |
|------------|------|------|-----|
| Matt Duffy | 6.15 | 36th | 4th |
|------------|------|------|-----|

STRIKEOUTS

| | | | |
|------------|----|------|-----|
| Matt Duffy | 80 | 23rd | 2nd |
|------------|----|------|-----|

STRIKEOUTS PER 9 INNINGS

| | | | |
|------------|-------|------|-----|
| Matt Duffy | 11.49 | 73rd | 4th |
|------------|-------|------|-----|

WALKS + HITS PER INNING PITCHED

| | | | |
|------------|------|------|-----|
| Matt Duffy | 1.04 | 63rd | 3rd |
|------------|------|------|-----|

WALKS PER 9 INNINGS

| | | | |
|------------|------|------|-----|
| Matt Duffy | 1.87 | 88th | 4th |
|------------|------|------|-----|

THANK YOU, NEXT

First-year pitching coach **JEREMY HILEMAN** has played a pivotal role in Canisius' success on the mound this season.

In just his first year on Main Street, Hileman has helped produce a top-10 strikeout total. The team has fanned 319 batters in 296 $\frac{2}{3}$ innings, which ranks 10th in program history for punchouts in a single season.

Canisius' pitching staff has posted 17 games with a double-digit strikeout total, including a streak that featured five consecutive games with at least 11 punchouts.

This year, as a team, Canisius has a strikeout-per-9-inning ratio of 9.68, which leads the MAAC and ranks 53rd amongst Division I programs. This year's figure is an increase of 1.83 from last year's 7.85 total.

Canisius currently has four pitchers that have pitched at least 15 innings and has a strikeout-per-9-inning ratio of at least 10.0. Sophomore **MATT DUFFY** leads the team with his 11.49 ratio. Freshman **PEYTON CONSIGLI** (11.48), junior **TOM PELTIER** (11.1) and sophomore **LEVI ABBOTT** (10.2) all have figures north of 10.0.

OH, CANADA!

With the Canadian border mere miles from campus, Canisius unsurprisingly has one of the highest composition of Canadians on a Division I roster this season.

Per research conducted by the *Canadian Baseball Network*, Canisius has the second-most Canadians this season. Only the Griffs' longtime rival, Niagara, has more (19).

Sacramento State and VCU each have the third-most Canadian-born players on their rosters with six apiece. Illinois State, Marshall and South Carolina Upstate all have four Canadians, good for the fifth-most in Division I baseball.

NO LEAD IS SAFE...

In the nightcap of the team's doubleheader at Charleston Southern on March 12, Canisius trailed 11-0 after the third, only to post a 15-12 come-from-behind victory.

The Griffs are one of two Division I programs to overcome a 10-run deficit this season, joined by Austin Peay, who trailed Boston College by 10, 11-1, after the top of the fifth. The Governors prevailed in eight innings, 18-17, as Austin Peay plated 17 of its 18 runs in the final five innings to earn a walk-off victory.

Canisius' victory was the second time in program history the Griffs avenged a double-digit deficit. The only other instance came on March 25, 2014, when the Griffs avenged a 10-0 lead by Buffalo.

LAST FIVE GAMES

Record: 1-4 Home: 1-1 Away: 0-3 MAAC: 1-1

| Player | avg | gp-gs | ab | r | h | 2b | 3b | hr | rbi | tb | slg% | bb | hp | so | gdp | ob% | sf | sh | sb-att | po | a | e | fld% |
|--------------------|------|-------|-----|----|----|----|----|----|-----|----|-------|----|----|----|-----|------|----|----|--------|-----|----|---|-------|
| Steffan, Mike | .409 | 5-5 | 22 | 6 | 9 | 3 | 1 | 1 | 8 | 17 | .773 | 1 | 1 | 2 | 0 | .440 | 1 | 0 | 0-0 | 35 | 2 | 0 | 1.000 |
| Vincent, Dylan | .350 | 5-5 | 20 | 4 | 7 | 0 | 0 | 0 | 2 | 7 | .350 | 0 | 2 | 7 | 0 | .409 | 0 | 0 | 0-0 | 8 | 1 | 0 | 1.000 |
| Grant, Max | .320 | 5-5 | 25 | 5 | 8 | 2 | 0 | 1 | 10 | 13 | .520 | 1 | 0 | 6 | 0 | .346 | 0 | 0 | 0-0 | 6 | 14 | 1 | .952 |
| DeStefano, Mike | .273 | 5-5 | 22 | 4 | 6 | 0 | 1 | 0 | 2 | 8 | .364 | 0 | 0 | 6 | 0 | .261 | 1 | 0 | 1-1 | 14 | 2 | 1 | .941 |
| Krzeminski, Gibson | .273 | 4-2 | 11 | 4 | 3 | 0 | 0 | 1 | 3 | 6 | .545 | 1 | 1 | 3 | 1 | .385 | 0 | 0 | 0-0 | 1 | 4 | 0 | 1.000 |
| Dick, Carlin | .250 | 5-5 | 16 | 3 | 4 | 2 | 0 | 0 | 1 | 6 | .375 | 3 | 1 | 3 | 1 | .381 | 1 | 0 | 0-0 | 7 | 0 | 0 | 1.000 |
| Henneman, Trevor | .250 | 4-3 | 12 | 3 | 3 | 0 | 0 | 1 | 5 | 6 | .500 | 3 | 0 | 6 | 0 | .400 | 0 | 0 | 0-0 | 24 | 1 | 0 | 1.000 |
| Kush, Kyle | .231 | 4-4 | 13 | 3 | 3 | 0 | 0 | 0 | 2 | 3 | .231 | 4 | 1 | 3 | 0 | .444 | 0 | 0 | 0-0 | 3 | 10 | 0 | 1.000 |
| Niles, Josh | .500 | 3-2 | 4 | 1 | 2 | 1 | 0 | 0 | 0 | 3 | .750 | 1 | 1 | 0 | 0 | .667 | 0 | 0 | 0-0 | 2 | 1 | 2 | .600 |
| Dodson, Kenny | .500 | 3-1 | 4 | 1 | 2 | 0 | 0 | 0 | 0 | 2 | .500 | 1 | 0 | 1 | 0 | .600 | 0 | 0 | 1-1 | 1 | 4 | 0 | 1.000 |
| Strong, Jackson | .500 | 1-0 | 2 | 2 | 1 | 1 | 0 | 0 | 0 | 2 | 1.000 | 1 | 0 | 0 | 0 | .667 | 0 | 0 | 0-0 | 2 | 0 | 0 | 1.000 |
| Chisholm, Brennan | .429 | 2-1 | 7 | 2 | 3 | 0 | 0 | 0 | 0 | 3 | .429 | 0 | 0 | 3 | 0 | .429 | 0 | 0 | 0-1 | 0 | 1 | 1 | .500 |
| Zurat, Jake | .273 | 3-3 | 11 | 2 | 3 | 0 | 0 | 0 | 0 | 3 | .273 | 3 | 1 | 3 | 0 | .467 | 0 | 0 | 1-1 | 0 | 0 | 0 | .000 |
| Chiarenza, Vinny | .111 | 3-2 | 9 | 1 | 1 | 0 | 0 | 1 | 2 | 4 | .444 | 1 | 1 | 5 | 0 | .273 | 0 | 0 | 0-0 | 9 | 0 | 0 | 1.000 |
| Mazzara, Mike | .000 | 3-2 | 6 | 0 | 0 | 0 | 0 | 0 | 0 | 0 | .000 | 1 | 0 | 3 | 0 | .143 | 0 | 0 | 0-0 | 13 | 2 | 0 | 1.000 |
| Totals | .299 | 5 | 184 | 41 | 55 | 9 | 2 | 5 | 35 | 83 | .451 | 21 | 9 | 51 | 2 | .392 | 3 | 0 | 3-4 | 126 | 45 | 6 | .966 |
| Opponents | .294 | 5 | 170 | 41 | 50 | 9 | 0 | 4 | 36 | 71 | .418 | 32 | 6 | 38 | 1 | .417 | 3 | 1 | 4-4 | 132 | 37 | 7 | .960 |

LOB - Team (44), Opp (45). DPs turned - Team (1), Opp (2).

(Last 5 Games Sorted by Earned run avg)

| Player | era | w-l | app | gs | cg | sho | sv | ip | h | r | er | bb | so | 2b | 3b | hr | b/avg | wp | hp | bks | sha | |
|--------------------|-------|-----|-----|----|----|-----|----|------|----|----|----|----|----|----|----|----|-------|----|----|-----|-----|---|
| Peltier, Tom | 1.69 | 0-0 | 4 | 0 | 0 | 0/0 | 0 | 5.1 | 5 | 5 | 1 | 5 | 6 | 2 | 0 | 0 | .250 | 1 | 1 | 0 | 1 | 0 |
| Kochanski, Brett | 3.18 | 1-0 | 2 | 0 | 0 | 0/0 | 0 | 5.2 | 5 | 2 | 2 | 4 | 2 | 2 | 0 | 0 | .238 | 1 | 0 | 0 | 0 | 0 |
| Duffy, Matt | 6.00 | 0-0 | 1 | 1 | 0 | 0/0 | 0 | 6.0 | 8 | 5 | 4 | 1 | 6 | 2 | 0 | 1 | .333 | 0 | 0 | 0 | 0 | 1 |
| ----- | | | | | | | | | | | | | | | | | | | | | | |
| Abbott, Levi | 0.00 | 0-0 | 2 | 0 | 0 | 0/0 | 0 | 3.2 | 2 | 0 | 0 | 3 | 5 | 0 | 0 | 0 | .167 | 1 | 1 | 0 | 0 | 0 |
| Yankowski, David | 1.93 | 0-0 | 2 | 0 | 0 | 0/0 | 0 | 4.2 | 4 | 1 | 1 | 3 | 4 | 1 | 0 | 0 | .222 | 2 | 1 | 0 | 0 | 0 |
| DeStefano, Jeff | 4.50 | 0-0 | 1 | 0 | 0 | 0/0 | 0 | 2.0 | 2 | 1 | 1 | 1 | 2 | 0 | 0 | 0 | .250 | 0 | 0 | 0 | 0 | 0 |
| Greenleaf, Tyler | 5.40 | 0-0 | 1 | 0 | 0 | 0/0 | 0 | 1.2 | 2 | 1 | 1 | 1 | 0 | 0 | 0 | 0 | .400 | 0 | 1 | 0 | 1 | 0 |
| Consigli, Peyton | 6.00 | 0-1 | 2 | 0 | 0 | 0/0 | 0 | 3.0 | 2 | 3 | 2 | 2 | 4 | 0 | 0 | 1 | .167 | 1 | 0 | 0 | 0 | 0 |
| Pouliot, Chris | 6.75 | 0-1 | 1 | 1 | 0 | 0/0 | 0 | 2.2 | 5 | 8 | 2 | 2 | 3 | 1 | 0 | 0 | .357 | 0 | 0 | 0 | 0 | 0 |
| Ritzenthaler, Alec | 6.75 | 0-0 | 1 | 0 | 0 | 0/0 | 0 | 1.1 | 2 | 1 | 1 | 1 | 2 | 0 | 0 | 0 | .333 | 0 | 0 | 0 | 0 | 0 |
| Duffy, Aaron | 9.00 | 0-1 | 1 | 1 | 0 | 0/0 | 0 | 2.0 | 5 | 2 | 2 | 0 | 1 | 0 | 0 | 1 | .455 | 0 | 0 | 0 | 0 | 0 |
| Guiliano, Justin | 18.90 | 0-1 | 2 | 2 | 0 | 0/0 | 0 | 3.1 | 6 | 8 | 7 | 6 | 3 | 1 | 0 | 1 | .400 | 0 | 1 | 0 | 1 | 0 |
| Hennessy, Ethan | 40.50 | 0-0 | 1 | 0 | 0 | 0/0 | 0 | 0.2 | 2 | 4 | 3 | 3 | 0 | 0 | 0 | 0 | .500 | 0 | 1 | 0 | 0 | 0 |
| Totals | 5.79 | 1-4 | 5 | 5 | 0 | 0/0 | 0 | 42.0 | 50 | 41 | 27 | 32 | 38 | 9 | 0 | 4 | .294 | 6 | 6 | 0 | 3 | 1 |
| Oponents | 6.95 | 4-1 | 5 | 5 | 0 | 0/0 | 3 | 44.0 | 55 | 41 | 34 | 21 | 51 | 9 | 2 | 5 | .299 | 7 | 9 | 0 | 3 | 0 |

PB - Team (7), Henneman 4, Mazzara 3, Opp (3). SBA/ATT - Henneman (4-4), Guiliano (3-3), Yankowski (1-1).



2022 CANISIUS BASEBALL GAME NOTES

GRIFFS IN THE RANKINGS

BASEBALL AMERICA

| Updated as of 4/25/22 | | |
|-----------------------|----------------------|-------|
| RK | SCHOOL | REC |
| 1. | Tennessee | 37-3 |
| 2. | Oregon State | 31-8 |
| 3. | Miami (FL) | 31-9 |
| 4. | Stanford | 24-12 |
| 5. | Virginia | 31-10 |
| 6. | Southern Mississippi | 32-8 |
| 7. | TCU | 27-13 |
| 8. | Oklahoma State | 27-13 |
| 9. | Virginia Tech | 28-9 |
| 10. | Arkansas | 31-9 |
| 11. | Gonzaga | 26-11 |
| 12. | Louisville | 27-12 |
| 13. | Notre Dame | 26-8 |
| 14. | UCLA | 27-12 |
| 15. | Texas Tech | 29-14 |
| 16. | Georgia | 28-12 |
| 17. | Georgia Southern | 27-12 |
| 18. | Texas | 30-13 |
| 19. | Texas State | 32-9 |
| 20. | Maryland | 32-8 |
| 21. | Auburn | 29-12 |
| 22. | Wofford | 30-10 |
| 23. | Texas A&M | 25-14 |
| 24. | Florida State | 24-15 |
| 25. | Oregon | 26-13 |

Teams in bold italics denote 2022 opponent

D1 BASEBALL

| Updated as of 4/25/22 | | |
|-----------------------|----------------------|-------|
| RK | SCHOOL | REC |
| 1. | Tennessee | 37-3 |
| 2. | Oregon State | 31-8 |
| 3. | Miami (FL) | 31-9 |
| 4. | Southern Mississippi | 32-8 |
| 5. | Arkansas | 31-9 |
| 6. | Stanford | 24-12 |
| 7. | Virginia Tech | 28-9 |
| 8. | Oklahoma State | 27-13 |
| 9. | Texas Tech | 29-14 |
| 10. | Texas | 30-13 |
| 11. | Virginia | 31-10 |
| 12. | Gonzaga | 26-11 |
| 13. | UCLA | 27-12 |
| 14. | Georgia | 28-12 |
| 15. | Connecticut | 32-8 |
| 16. | Louisville | 27-12 |
| 17. | Texas State | 32-9 |
| 18. | Notre Dame | 26-8 |
| 19. | Auburn | 29-12 |
| 20. | TCU | 27-13 |
| 21. | Texas A&M | 25-14 |
| 22. | LSU | 27-12 |
| 23. | Maryland | 32-8 |
| 24. | Georgia Southern | 27-12 |
| 25. | Wofford | 30-10 |

Teams in bold italics denote 2022 opponent

NCBWA

| Updated as of 4/18/22 | | |
|-----------------------|----------------------|-------|
| RK | SCHOOL | REC |
| 1. | Tennessee | 33-3 |
| 2. | Oregon State | 27-7 |
| 3. | Arkansas | 28-7 |
| 4. | Oklahoma State | 26-10 |
| 5. | Miami (FL) | 28-8 |
| 6. | Southern Mississippi | 27-8 |
| 7. | Texas | 26-12 |
| 8. | Stanford | 20-11 |
| 9. | Texas Tech | 27-12 |
| 10. | Gonzaga | 23-9 |
| 11. | Virginia | 27-9 |
| 12. | Georgia | 26-10 |
| 13. | Connecticut | 28-7 |
| 14. | Notre Dame | 21-8 |
| 15. | UCLA | 24-11 |
| 16. | Virginia Tech | 23-9 |
| 17. | Louisville | 24-11 |
| 18. | Texas State | 28-9 |
| 19. | Auburn | 29-7 |
| 20. | Vanderbilt | 25-10 |
| 21. | TCU | 24-12 |
| 22. | Oregon | 24-11 |
| 23. | LSU | 23-12 |
| 24. | Dallas Baptist | 23-12 |
| 25. | Auburn | 24-12 |
| 26. | Florida State | 22-13 |
| 27. | Arizona | 24-12 |
| 28. | Rutgers | 30-6 |
| 29. | Georgia Southern | 24-11 |
| 30. | Mercer | 31-5 |

Teams in bold italics denote 2022 opponent

COLLEGIATE BASEBALL

| Updated as of 4/25/22 | | |
|-----------------------|----------------------|-------|
| RK | SCHOOL | REC |
| 1. | Tennessee | 37-3 |
| 2. | Miami (FL) | 31-9 |
| 3. | Arkansas | 31-9 |
| 4. | Stanford | 24-12 |
| 5. | Oregon State | 31-8 |
| 6. | Vanderbilt | 28-11 |
| 7. | Texas State | 32-9 |
| 8. | Southern Mississippi | 37-8 |
| 9. | Oklahoma State | 27-13 |
| 10. | Louisville | 27-12 |
| 11. | Arizona | 28-13 |
| 12. | UCLA | 27-12 |
| 13. | UC Santa Barbara | 27-9 |
| 14. | Connecticut | 32-8 |
| 15. | Notre Dame | 26-8 |
| 16. | Virginia | 31-10 |
| 17. | Auburn | 29-12 |
| 18. | TCU | 27-13 |
| 19. | Central Michigan | 28-10 |
| 20. | Texas | 30-13 |
| 21. | Oregon | 26-13 |
| 22. | Georgia | 28-12 |
| 23. | Texas A&M | 25-14 |
| 24. | Rutgers | 32-9 |
| 25. | Maryland | 32-8 |
| 26. | Virginia Tech | 28-9 |
| 27. | LSU | 27-12 |
| 28. | N.C. State | 25-13 |
| 29. | Florida State | 24-15 |
| 30. | Cal Poly | 24-15 |

Teams in bold italics denote 2022 opponent

USA TODAY

| Updated as of 4/25/22 | | |
|-----------------------|----------------------|-------|
| RK | SCHOOL | REC |
| 1. | Tennessee | 37-3 |
| 2. | Oregon State | 31-8 |
| 3. | Miami (FL) | 31-9 |
| 4. | Arkansas | 31-9 |
| 5. | Southern Mississippi | 32-8 |
| 6. | Texas | 30-13 |
| 7. | Oklahoma State | 27-13 |
| 8. | Virginia | 31-10 |
| 9. | Stanford | 24-12 |
| 10. | Virginia Tech | 28-9 |
| 11. | Georgia | 28-12 |
| 12. | Notre Dame | 26-8 |
| 13. | Texas Tech | 29-14 |
| 14. | UCLA | 27-12 |
| 15. | Gonzaga | 26-11 |
| 16. | Connecticut | 32-8 |
| 17. | Louisville | 27-12 |
| 18. | Texas State | 32-9 |
| 19. | TCU | 27-13 |
| 20. | LSU | 27-12 |
| 21. | Auburn | 29-12 |
| 22. | Vanderbilt | 28-11 |
| 23. | Maryland | 32-8 |
| 24. | Wofford | 30-10 |
| 25. | Georgia Southern | 27-12 |

Teams in bold italics denote 2022 opponent

PERFECT GAME

| Updated as of 4/25/22 | | |
|-----------------------|----------------------|-------|
| RK | SCHOOL | REC |
| 1. | Tennessee | 37-3 |
| 2. | Oregon State | 31-8 |
| 3. | Southern Mississippi | 32-8 |
| 4. | Miami (FL) | 31-9 |
| 5. | Virginia Tech | 28-9 |
| 6. | TCU | 27-13 |
| 7. | Connecticut | 32-8 |
| 8. | Texas | 30-13 |
| 9. | Gonzaga | 27-11 |
| 10. | Oklahoma State | 27-13 |
| 11. | Arkansas | 31-9 |
| 12. | Notre Dame | 26-8 |
| 13. | Virginia | 31-10 |
| 14. | Stanford | 24-12 |
| 15. | Texas Tech | 29-14 |
| 16. | UCLA | 27-12 |
| 17. | Oregon | 26-13 |
| 18. | Vanderbilt | 28-11 |
| 19. | Auburn | 29-12 |
| 20. | Florida State | 24-15 |
| 21. | Louisville | 27-12 |
| 22. | LSU | 27-12 |
| 23. | Georgia | 28-12 |
| 24. | Georgia Southern | 27-12 |
| 25. | Grand Canyon | 27-14 |

Teams in bold italics denote 2022 opponent

GRIFFS AGAINST TOP-25 OPPONENTS

| Date | NCBWA | USA TODAY | SCHOOL | RESULT | SCORE |
|---------|-------|-----------|-------------------|--------|-------|
| 3/13/07 | | 13 | at Kentucky | L | 2-13 |
| 3/14/07 | | 13 | at Kentucky | L | 10-12 |
| 3/18/09 | | 21 | at Virginia | L | 3-11 |
| 5/31/13 | | 4 | at North Carolina | L | 3-6 |
| 2/16/14 | | 8 | at N.C. State | W | 3-0 |
| 2/17/14 | | 8 | at N.C. State | L | 4-11 |
| 2/14/15 | | 20 | vs. Maryland | L | 4-8 |
| 5/30/15 | | 10 | at Missouri State | L | 1-14 |
| 2/19/16 | | 25 | vs. Michigan | L | 0-9 |
| 2/20/16 | | 25 | vs. Michigan | L | 2-6 |
| 2/20/16 | | 25 | vs. Michigan | L | 0-3 |
| 2/21/16 | | 25 | vs. Michigan | L | 3-9 |
| 3/4/18 | | — | at N.C. State | W | 3-2 |
| 6/1/18 | | 9 | at Minnesota | L | 1-10 |
| 3/4/21 | | 22 | at Liberty | L | 1-4 |
| 3/5/21 | | 22 | at Liberty | L | 3-14 |
| 3/6/21 | | 22 | at Liberty | L | 5-14 |



2022 CANISIUS BASEBALL GAME NOTES

RECORD BY ORDER (STARTS)

| Player | 1 | 2 | 3 | 4 | 5 | 6 | 7 | 8 | 9 |
|---------------|-------|-------|-----|-------|-----|-----|-----|-------|------|
| Chiarenza | | 0-1 | 5-9 | 3-3 | 3-2 | | 2-0 | | |
| Chisholm | | 4-1 | | | | | | | |
| DeStefano | 13-11 | 0-1 | | 2-3 | 2-3 | | | | |
| Dick | 4-6 | 1-1 | | | | 2-3 | 1-2 | 2-2 | 2-1 |
| Dodson | | 1-0 | | | | 2-1 | 1-2 | | 0-2 |
| Ennen | | | | | | | | | |
| Grant | | 10-11 | 7-6 | 0-1 | | | | | |
| Henneman | | | | | | | | 0-1 | 4-7 |
| Hennessy | | | | | | | | | |
| Krzeminski | | 1-1 | | | 3-1 | 4-4 | 1-3 | | |
| Kush | | | | | | | 6-6 | 10-10 | 0-1 |
| Mazzara | | | | | | | 0-1 | 3-2 | 10-7 |
| Migliore | | | | | | | | | |
| Niles | | | | | 3-4 | 1-1 | 4-2 | | |
| Rumley | | | | | | | | | |
| Sebastian | | | | | | | | 1-0 | |
| Steffan | | | 3-3 | 12-10 | 1-2 | | | | |
| Strong | 0-1 | | | | | | | 0-1 | 1-0 |
| Terry-Emanuel | | | | | | | | | |
| Vincent | | | | | 4-6 | 8-8 | 0-1 | 1-2 | |
| Zurat | | 0-2 | 2-0 | 0-1 | 1-0 | 0-1 | 2-1 | | |

RECORD BY POSITION (STARTS)

| Player | C | 1B | 2B | 3B | SS | LF | CF | RF | DH |
|---------------|-------|-------|-------|-----|-----|-------|-------|-------|-----|
| Chiarenza | | 12-13 | | | | | | | 1-2 |
| Chisholm | | | | 2-1 | | 1-0 | | 1-0 | |
| DeStefano | | | | | | | 17-18 | | |
| Dick | | | | | | 11-15 | | 1-0 | |
| Dodson | | | 1-3 | | 1-1 | 2-1 | | | |
| Ennen | | | | | | | | | |
| Grant | | | 16-15 | 1-3 | | | | | |
| Henneman | 4-8 | | | | | | | | |
| Hennessy | | | | | | | | | |
| Krzeminski | | | | 8-8 | | | | | 1-1 |
| Kush | | | | | | 16-17 | | | |
| Mazzara | 13-10 | | | | | | | | |
| Migliore | | | | | | | | | |
| Niles | | 1-0 | | 6-6 | | | | | 1-1 |
| Rumley | | | | | | | | | |
| Sebastian | | | | | | | | 1-0 | |
| Steffan | | 4-5 | | | | 3-1 | | | 9-9 |
| Strong | | | | | | 0-1 | | 1-1 | |
| Terry-Emanuel | | | | | | | | | |
| Vincent | | | | | | | | 13-17 | |
| Zurat | | | | | | | | | 5-5 |

GRIFF TRENDS

UNDER CATEGORY2022... MAZUREK
Overall17-1899-96-1

MAAC Opponents.....8-567-40
MAAC Regular Season.....8-458-32

Non-Conference Opp.....9-1332-56-1
vs. Power 5 Opp.....2-36-21
vs. Non-Power 5 Opp.....7-1026-35-1

Home.....5-239-13
Away.....10-1450-70-1
Neutral2-210-13

Day Games (before 5 p.m.)16-1894-94-1
Night Games (5 p.m. or later)1-05-2

February4-414-18
March.....5-825-34-1
April8-637-23
May0-023-19
June0-00-2

Scoring 0-2 Runs.....0-81-43-1
Scoring 3-5 Runs.....3-627-35
Scoring 6-9 Runs.....2-228-10
Scoring 10+ Runs.....12-243-8

Allowed 0-2 Runs.....4-138-6-1
Allowed 3-5 Runs.....7-644-31
Allowed 6-9 Runs.....4-411-28
Allowed 10+ Runs.....2-76-31

Leading after Six innings15-283-16-1
Trailing after Six innings.....1-146-66
Tied after Six innings.....1-210-13

Leading after Seven innings.....16-165-9
Trailing after Seven innings.....0-135-58
Tied after Seven innings.....0-15-8

Leading after Eight innings16-068-7
Trailing after Eight innings.....0-123-61
Tied after Eight innings.....0-34-7

Griffs with No Home Runs5-1145-62-1
Griffs Hit A Home Run12-754-34
Hits One Home Run5-534-25
Hits Multiple Home Runs7-220-9

Griffs Are Errorless.....6-337-29
Griffs Have An Error.....11-1562-67-1
Griffs Have One Error.....7-741-28-1
Griffs Have Multiple Errors.....4-821-39

Out-hit Opponent15-582-19
Out-hit by Opponent1-1210-69-1
Hits Equal.....1-17-8

Griffs Score First11-762-35
Opponents Score First6-1137-61-1

Extra-inning Games.....0-24-11
One-Run Games1-619-36
Two-Run Games2-112-9
Five-Plus-Run Games.....11-650-33
Shutouts.....1-19-9

BIG GAMES

MULTI-HIT GAMES

| Player | 2 | 3 | 4+ | S | C |
|---------------|----|---|----|----|----|
| Chiarenza | 5 | 2 | — | 7 | 20 |
| Chisholm | 4 | — | — | 4 | 4 |
| M.DeStefano | 11 | 4 | 1 | 16 | 23 |
| Dick | 3 | 1 | — | 4 | 11 |
| Dodson | 4 | — | — | 4 | 6 |
| Ennen | — | — | — | — | — |
| Grant | 10 | 5 | 4 | 19 | 29 |
| Henneman | 5 | — | — | 5 | 10 |
| Hennessy | — | — | — | — | — |
| Krzeminski | 5 | 1 | — | 6 | 14 |
| Kush | 6 | 3 | — | 9 | 15 |
| Mazzara | 3 | — | — | 3 | 9 |
| Migliore | — | — | — | — | — |
| Niles | 4 | — | — | 4 | 4 |
| Rumley | — | — | — | — | — |
| Sebastian | — | — | — | — | — |
| Steffan | 10 | 3 | 1 | 14 | 28 |
| Strong | — | — | — | — | — |
| Terry-Emanuel | — | — | — | — | — |
| Vincent | 10 | 2 | 1 | 13 | 25 |
| Zurat | — | 1 | — | 1 | 2 |

S = Season; C = Career

MULTI-RBI GAMES

| Player | 2 | 3 | 4+ | S | C |
|---------------|---|---|----|----|----|
| Chiarenza | 5 | 1 | 1 | 7 | 16 |
| Chisholm | 1 | — | — | 1 | 1 |
| M.DeStefano | 7 | 1 | 2 | 10 | 11 |
| Dick | 2 | — | — | 2 | 4 |
| Dodson | 1 | — | — | 1 | 3 |
| Ennen | — | — | — | — | — |
| Grant | 5 | 2 | 2 | 9 | 13 |
| Henneman | — | 1 | 1 | 2 | 3 |
| Hennessy | — | — | — | — | — |
| Krzeminski | 1 | 2 | — | 3 | 8 |
| Kush | 2 | 1 | — | 3 | 7 |
| Mazzara | — | — | — | — | 2 |
| Migliore | — | — | — | — | — |
| Niles | 3 | 1 | — | 4 | 4 |
| Rumley | — | — | — | — | — |
| Sebastian | — | — | — | — | — |
| Steffan | 4 | 3 | 3 | 10 | 18 |
| Strong | — | — | — | — | — |
| Terry-Emanuel | — | — | — | — | — |
| Vincent | 1 | — | — | 1 | 5 |
| Zurat | — | — | — | — | 1 |

S = Season; C = Career

HIT STREAKS

| Player | Active | Season | Career |
|---------------|--------|--------|--------|
| Chiarenza | — | 7 | 7 |
| Chisholm | 2 | 5 | 5 |
| M.DeStefano | 4 | 6 | 6 |
| Dick | 1 | 3 | 5 |
| Dodson | — | 3 | 6 |
| Ennen | — | — | — |
| Grant | — | 8 | 8 |
| Henneman | — | 5 | 5 |
| Hennessy | — | — | — |
| Krzeminski | — | 4 | 6 |
| Kush | — | 5 | 6 |
| Mazzara | — | 5 | 5 |
| Migliore | — | — | — |
| Niles | — | 8 | 8 |
| Rumley | — | — | — |
| Sebastian | — | 1 | 1 |
| Steffan | 5 | 7 | 7 |
| Strong | 1 | 1 | 1 |
| Terry-Emanuel | — | — | — |
| Vincent | — | 7 | 7 |
| Zurat | 4 | 4 | 4 |

Figures denote length of longest streak

NOTABLE PERFORMANCES

WALK-OFF WINS

| Date | Opponent | Inn. | Play |
|------|----------|------|------|
|------|----------|------|------|

SHUTOUTS

| Date | Opponent | Pitchers |
|------|----------|----------|
|------|----------|----------|

3/20  North Carolina A&T Pouliot, Yankowski, Peltier



2022 CANISIUS BASEBALL GAME NOTES

BATTING BY MONTH

| Month | AVG | G | AB | R | H | 2B | 3B | HR | RBI | TB | SLG | BB | HBP | SO | GDP | OBP | SF | SH | SB | ATT |
|----------|------|----|------|-----|-----|----|----|----|-----|-----|------|-----|-----|-----|-----|------|----|----|----|-----|
| February | .290 | 8 | 276 | 50 | 80 | 7 | 1 | 8 | 45 | 113 | .409 | 33 | 5 | 64 | 7 | .372 | 3 | 0 | 9 | 9 |
| March | .255 | 13 | 470 | 69 | 120 | 18 | 5 | 5 | 57 | 163 | .347 | 60 | 11 | 124 | 6 | .350 | 4 | 2 | 16 | 18 |
| April | .326 | 13 | 484 | 133 | 158 | 36 | 5 | 17 | 120 | 255 | .527 | 73 | 26 | 129 | 4 | .439 | 3 | 3 | 19 | 22 |
| May | | | | | | | | | | | | | | | | | | | | |
| TOTALS | .291 | 34 | 1230 | 252 | 358 | 61 | 11 | 30 | 222 | 531 | .432 | 166 | 42 | 317 | 17 | .391 | 10 | 5 | 44 | 49 |

BATTING BY RESULT

| Result | AVG | G | AB | R | H | 2B | 3B | HR | RBI | TB | SLG | BB | HBP | SO | GDP | OBP | SF | SH | SB | ATT |
|--------|------|----|------|-----|-----|----|----|----|-----|-----|------|-----|-----|-----|-----|------|----|----|----|-----|
| Win | .342 | 17 | 650 | 183 | 222 | 41 | 8 | 21 | 158 | 342 | .526 | 102 | 22 | 154 | 8 | .443 | 7 | 4 | 29 | 31 |
| Loss | .231 | 18 | 614 | 74 | 142 | 21 | 3 | 10 | 67 | 199 | .324 | 67 | 22 | 169 | 10 | .327 | 3 | 1 | 16 | 19 |
| TOTALS | .288 | 35 | 1264 | 257 | 364 | 62 | 11 | 31 | 225 | 541 | .428 | 169 | 44 | 323 | 18 | .388 | 10 | 5 | 45 | 50 |

PITCHING BY MONTH

| Month | ERA | W-L | G | SHO | SV | IP | H | R | ER | BB | SO | 2B | 3B | HR | WP | HBP | BK |
|----------|------|-------|----|-----|----|------|-----|-----|-----|-----|-----|----|----|----|----|-----|----|
| February | 5.43 | 4-4 | 8 | 0 | 0 | 63 | 54 | 41 | 38 | 47 | 70 | 12 | 0 | 6 | 9 | 9 | 0 |
| March | 6.85 | 5-8 | 13 | 1 | 4 | 111½ | 125 | 106 | 85 | 60 | 106 | 20 | 3 | 12 | 16 | 28 | 0 |
| April | 5.31 | 8-6 | 14 | 0 | 2 | 122 | 130 | 96 | 72 | 68 | 143 | 23 | 4 | 10 | 14 | 15 | 1 |
| May | | | | | | | | | | | | | | | | | |
| TOTALS | 5.92 | 17-18 | 35 | 1 | 6 | 296½ | 309 | 243 | 195 | 175 | 319 | 55 | 7 | 28 | 39 | 52 | 1 |










PITCHING BY RESULT

| Result | ERA | W-L | G | SHO | SV | IP | H | R | ER | BB | SO | 2B | 3B | HR | WP | HBP | BK |
|--------|------|-------|----|-----|----|------|-----|-----|-----|-----|-----|----|----|----|----|-----|----|
| Win | 4.05 | 17-0 | 17 | 1 | 6 | 151 | 128 | 83 | 68 | 82 | 174 | 25 | 3 | 8 | 14 | 19 | 0 |
| Loss | 7.85 | 0-18 | 18 | 0 | 0 | 145½ | 181 | 160 | 127 | 93 | 145 | 30 | 4 | 20 | 25 | 33 | 1 |
| TOTALS | 5.92 | 17-18 | 35 | 1 | 6 | 296½ | 309 | 243 | 195 | 175 | 319 | 55 | 7 | 28 | 39 | 52 | 1 |

PITCHING BY ROLE

| Role | ERA | W-L | G | SHO | SV | IP | H | R | ER | BB | SO | 2B | 3B | HR | WP | HBP | BK |
|----------|------|-------|----|-----|----|------|-----|-----|-----|-----|-----|----|----|----|----|-----|----|
| Starter | 5.39 | 10-13 | 35 | 0 | — | 150½ | 158 | 114 | 90 | 61 | 161 | 27 | 3 | 17 | 12 | 24 | 1 |
| Reliever | 6.46 | 7-5 | 35 | — | 6 | 146½ | 151 | 129 | 105 | 114 | 158 | 28 | 4 | 11 | 27 | 28 | 0 |
| TOTALS | 5.92 | 17-18 | 35 | 1 | 6 | 296½ | 309 | 243 | 195 | 175 | 319 | 55 | 7 | 28 | 39 | 52 | 1 |



















BIG INNINGS (5+ RUNS)

| Date | Opponent | Inn. | Runs | Hits |
|----------|--|------|------|------|
| 2/20 |  vs. Pittsburgh | 5th | 5 | 4 |
| 3/12 (2) |  at Charleston Southern | 7th | 7 | 1 |
| 4/2 (2) |  at Quinnipiac | 5th | 5 | 4 |
| 4/5 |  vs. Cornell | 2nd | 5 | 4 |
| 4/8 |  vs. Iona | 7th | 6 | 2 |
| 4/9 |  vs. Iona | 7th | 5 | 4 |
| 4/12 |  at St. Bonaventure | 5th | 5 | 5 |
| 4/14 |  vs. Marist | 2nd | 6 | 5 |
| 4/15 |  vs. Marist | 6th | 10 | 8 |

HOME RUN NOTABLES

| | |
|---|--------------------------|
| 2/18 - G1 - vs. Pittsburgh (3); 2/20 vs. Pittsburgh (2); 3/20 at North Carolina A&T (2); 4/2 - G2 - at Quinnipiac (2); 4/3 at Quinnipiac (2); 4/8 vs. Iona (2); 4/9 vs. Iona (3); 4/10 vs. Iona (2); 4/15 vs. Marist (3) | Multi-HR Games (9): |
| Mike DeStefano, vs. Iona (4/8); Mike Steffan, vs. Iona (4/9); Trevor Henneman, vs. Marist (4/15) | Grand Slams (3): |
| Max Grant, at Morehead State (2/25); Brennan Chisholm, vs. Iona (4/8) | First Career HRs (2): |
| Mike Steffan, vs. Pittsburgh (2/18) | Ind. Multi-HR Games (1): |

INNING-BY-INNING HIGHS

| Month | 1st | 2nd | 3rd | 4th | 5th | 6th | 7th | 8th | 9th |
|----------|---|--|---|---|---|---|--|---|---|
| Canisius |  4 4/16 vs. MAR |  6 (2x), Last: 4/14 vs. MAR |  4 (2x), Last: 4/23 (G1) at OU |  3 3/1 at WVU |  5 (3x), Last: 4/12 at SBU |  10 4/15 vs. MAR |  6 4/8 vs. IONA |  7 3/12 (G2) at CSU |  2 4/2 (G2) at QU |
| Opponent |  6 4/23 (G1) at OU |  7 3/6 at LIB |  13 4/15 vs. MAR |  5 3/13 at CSU |  4 4/2 (G1) at QU |  5 3/1 at WVU |  8 4/14 vs. MAR |  4 (2x), Last: 4/5 vs. COR |  4 4/2 (G2) at QU |

HOME RUN TRACKER

| Date | Opponent | Batter (S/C) | Inn | Type |
|----------|---------------------|------------------|-----|----------------------------|
| 2/18 | Pittsburgh | Steffan (1/4) | 5 | 3-run (RF) |
| | | Steffan (2/5) | 7 | 2-run (RF) |
| | | Krzeminski (1/3) | 9 | Solo (RF) |
| 2/20 (1) | Pittsburgh | Steffan (3/6) | 7 | Solo (LF) |
| | | Krzeminski (2/4) | 9 | Solo (RF) |
| 2/25 | Morehead State | Grant (1/1) | 7 | Solo (RF) |
| 2/26 (1) | Morehead State | Chiarenza (1/10) | 3 | 2-run (RF) ^{GA} |
| 2/26 (2) | Morehead State | Grant (2/2) | 6 | 2-run (RF) |
| 3/6 | Liberty | DeStefano (1/2) | 5 | 2-run (RCF) |
| 3/13 | Charleston Southern | Grant (3/3) | 4 | Solo (RF) |
| 3/18 | North Carolina A&T | Grant (4/4) | 6 | Solo (RF) ^{GA} |
| | | DeStefano (2/3) | 7 | 2-Run (RF) ^{GA} |
| 3/20 | North Carolina A&T | DeStefano (3/4) | 3 | 2-Run (RF) ^{GA} |
| 4/2 (1) | Quinnipiac | Grant (5/5) | 3 | Solo (RF) ^{GA} |
| 4/2 (2) | Quinnipiac | DeStefano (4/5) | 1 | Solo (RF) ^{GA} |
| | | Krzeminski (3/5) | 6 | Solo (RF) |
| 4/3 | Quinnipiac | Steffan (4/7) | 1 | 2-Run (LF) ^{GA} |
| | | Chiarenza (2/1) | 2 | 2-Run (CF) |
| 4/8 | Iona | Chisholm (1/1) | 3 | Solo (LF) |
| | | DeStefano (5/6) | 7 | Grand Slam (RF) |
| 4/9 | Iona | Mazzara (1/2) | 2 | Solo (RF) ^{GA} |
| | | Steffan (5/8) | 6 | Grand Slam (LCF) |
| | | DeStefano (6/7) | 7 | 2-Run (CF) ^{ITP} |
| 4/10 | Iona | Henneman (1/2) | 5 | Solo (RF) |
| | | Steffan (6/9) | 6 | 2-Run (LCF) ^{ITP} |
| 4/14 | Marist | Grant (6/6) | 5 | 2-Run (CF) |
| 4/15 | Marist | Grant (7/7) | 1 | 2-Run (CF) ^{GA} |
| | | Krzeminski (4/6) | 6 | 2-Run (LF) |
| | | Henneman (2/3) | 8 | Grand Slam (LF) |
| 4/16 | Marist | Chiarenza (2/12) | 5 | 2-Run (CF) |
| 4/23 (2) | Ohio | Steffan (7/10) | 7 | Solo (RF) |

NOTE: ^{GA} - Go-Ahead; ^{ITP} - Inside-The-Park

HOME RUN BREAKDOWN

BY INNING

| 1 | 2 | 3 | 4 | 5 | 6 | 7 | 8 | 9 | EX |
|---|---|---|---|---|---|---|---|---|----|
| 3 | 2 | 4 | 1 | 5 | 6 | 7 | 1 | 2 | — |

BY INNING

| LF | LCF | CF | RCF | RF |
|----|-----|----|-----|----|
| 5 | 2 | 5 | 1 | 18 |

BY BATTING ORDER

| 1 | 2 | 3 | 4 | 5 | 6 | 7 | 8 | 9 |
|---|---|---|---|---|---|---|---|---|
| 6 | 5 | 4 | 5 | 4 | 1 | 3 | 2 | 1 |

BY POSITION

| C | 1B | 2B | 3B | SS | LF | CF | RF | DH |
|---|----|----|----|----|----|----|----|----|
| 3 | 4 | 6 | 6 | — | 2 | 6 | — | 4 |



2022 CANISIUS BASEBALL GAME NOTES

SERIES HISTORY



AT



ALL-TIME SERIES

ST. BONAVENTURE LEADS, 53-51-3

| | |
|-----------------------------|---------|
| Buffalo, N.Y. | 18-20-1 |
| Olean, N.Y. | 14-25-1 |
| Neutral/Unknown Sites | 19-8-1 |

MOST RUNS - CANISIUS

| | |
|------------------|-------------------|
| Buffalo. | 24 (24-8), 4/9/08 |
| Olean. | 15 (15-8), 5/6/18 |
| Neutral/US | 23 (23-1), 1955 |

MOST RUNS - ST. BONAVENTURE

| | |
|------------------|-------------------------|
| Buffalo. | 18, (2x), Last: 4/18/02 |
| Olean. | 27 (5-27), 4/25/02 |
| Neutral/US . . . | 12 (3-12), 4/27/05 |

COACHING RECORDS

| | |
|---|-----|
| Matt Mazurek vs. St. Bonaventure | |
| Total | 4-0 |
| at Canisius | 4-0 |
| B.J. Salerno vs. Canisius | |
| Total | 0-1 |
| at St. Bonaventure | 0-1 |

LARGEST WINNING MARGINS

| | |
|------------------------|-------------------------|
| Canisius | |
| Buffalo. | 17 (20-3), 3/29/11 |
| Olean. | 10 (11-1), 4/12/22 |
| Neutral/US . . . | 22 (23-1), 1955 |
| St. Bonaventure | |
| Buffalo. | 13, (2x), Last: 4/25/01 |
| Olean. | 22 (5-27), 4/25/02 |
| Neutral/US . . . | 9 (3-12), 4/27/05 |

ALL-TIME AGAINST ST. BONAVENTURE

| | | | |
|---------------|---------------------------|---------|--------------|
| 1954. | vs. St. Bonaventure. | W. | 12-7 |
| 1954. | vs. St. Bonaventure. | W. | 9-8 |
| 1955. | vs. St. Bonaventure. | W. | 23-1 |
| 1955. | vs. St. Bonaventure. | W. | 6-0 |
| 1956. | vs. St. Bonaventure. | W. | 11-7 |
| 1956. | vs. St. Bonaventure. | W. | 12-1 |
| 5/7/58. | vs. St. Bonaventure. | W. | 4-1 |
| 5/13/58. | vs. St. Bonaventure. | W. | 8-4 |
| 1959. | vs. St. Bonaventure. | L. | 0-6 |
| 1959. | vs. St. Bonaventure. | L. | 0-7 |
| 4/30/60. | vs. St. Bonaventure. | W. | 7-1 |
| 5/4/60. | vs. St. Bonaventure. | W. | 11-6 |
| 5/3/61. | vs. St. Bonaventure. | W. | 9-3 |
| 5/16/62. | vs. St. Bonaventure. | L. | 4-9 |
| 5/16/62. | vs. St. Bonaventure. | W. | 7-4 |
| 4/30/63. | vs. St. Bonaventure. | T. | 5-5 |
| 5/12/64. | vs. St. Bonaventure. | L. | 3-4 |
| 5/17/65. | vs. St. Bonaventure. | L. | 5-6 |
| 5/17/65. | vs. St. Bonaventure. | W. | 4-3 |
| 5/11/66. | Olean, N.Y. | L. | 3-6 |
| 5/11/66. | Olean, N.Y. | L. | 1-8 |
| 4/28/67. | Buffalo, N.Y. | W. | 11-10 |
| 4/28/67. | Buffalo, N.Y. | L. | 1-13 |
| 5/2/68. | vs. St. Bonaventure. | W. | 3-0 |
| 5/2/68. | vs. St. Bonaventure. | L. | 6-7 |
| 4/28/70. | Buffalo, N.Y. | W. | 6-3 |
| 4/28/70. | Buffalo, N.Y. | W. | 13-6 |
| 4/24/72. | vs. St. Bonaventure. | W. | 4-2 |
| 4/24/72. | vs. St. Bonaventure. | W. | 14-3 |
| 4/9/87. | Buffalo, N.Y. | L. | 5-7 (8 inn.) |
| 4/9/87. | Buffalo, N.Y. | W. | 6-5 |
| 3/23/88. | Olean, N.Y. | L. | 2-8 |
| 4/20/88. | Buffalo, N.Y. | W. | 5-4 |
| 4/20/88. | Buffalo, N.Y. | W. | 11-7 |
| 4/11/89. | Olean, N.Y. | W. | 6-0 |
| 4/26/89. | Buffalo, N.Y. | W. | 11-2 |
| 4/26/89. | Buffalo, N.Y. | W. | 3-2 |
| 4/25/90. | Buffalo, N.Y. | L. | 3-16 |
| 3/17/91. | Olean, N.Y. | L. | 1-2 |
| 3/17/91. | Olean, N.Y. | L. | 5-8 |
| 4/9/91. | Buffalo, N.Y. | W. | 12-6 |
| 4/22/92. | Olean, N.Y. | W. | 4-2 |
| 4/20/93. | Buffalo, N.Y. | L. | 8-12 |

BATTERS VS. ST. BONAVENTURE

| Player | AVG | GP-GS | AB | R | H | 2B | 3B | HR | RBI | BB | SO | SB | CS |
|---------------------|-------------|-------|-----------|-----------|-----------|----------|----------|----------|-----------|----------|----------|----------|----------|
| 18 Carlin Dick | 1.000 | 1-0 | 1 | 0 | 1 | 0 | 0 | 0 | 0 | 0 | 0 | 0 | 0 |
| 4 Mike DeStefano | .600 | 1-1 | 5 | 1 | 3 | 0 | 0 | 0 | 2 | 0 | 0 | 1 | 0 |
| 7 Mike Steffan | .500 | 1-1 | 4 | 1 | 2 | 0 | 0 | 0 | 1 | 1 | 1 | 0 | 0 |
| 13 Jake Zurat | .500 | 2-0 | 2 | 0 | 1 | 0 | 0 | 0 | 0 | 0 | 0 | 0 | 0 |
| 22 Trevor Henneman | .500 | 1-1 | 4 | 2 | 2 | 1 | 0 | 0 | 3 | 0 | 0 | 0 | 0 |
| 6 Kyle Kush | .333 | 1-1 | 3 | 2 | 1 | 0 | 0 | 0 | 1 | 2 | 1 | 0 | 0 |
| 24 Josh Niles | .333 | 1-1 | 3 | 2 | 1 | 0 | 0 | 0 | 0 | 1 | 1 | 0 | 0 |
| 29 Dylan Vincent | .333 | 1-1 | 3 | 1 | 1 | 1 | 0 | 0 | 1 | 2 | 0 | 0 | 0 |
| 2 Gibson Krzeminski | .250 | 1-1 | 4 | 0 | 1 | 0 | 0 | 0 | 0 | 0 | 2 | 0 | 0 |
| 15 Brennan Chisholm | .250 | 1-1 | 4 | 1 | 1 | 0 | 0 | 0 | 2 | 1 | 1 | 0 | 0 |
| 8 Max Grant | .200 | 1-1 | 5 | 1 | 1 | 0 | 0 | 0 | 0 | 1 | 1 | 0 | 0 |
| 3 Jack Migliore | .000 | 1-0 | 1 | 0 | 0 | 0 | 0 | 0 | 0 | 0 | 1 | 0 | 0 |
| 9 Cole Sebastian | .000 | 1-0 | 1 | 0 | 0 | 0 | 0 | 0 | 0 | 0 | 0 | 0 | 0 |
| Totals | .375 | | 40 | 11 | 15 | 2 | 0 | 0 | 10 | 8 | 8 | 1 | 0 |

PITCHERS VS. ST. BONAVENTURE

| Player | ERA | W-L | APP | GS | CG | SHO | SV | IP | H | R | ER | BB | SO |
|---------------------|-------------|------------|----------|----------|----------|------------|----------|-----------|-----------|----------|----------|----------|----------|
| 21 Levi Abbott | 0.00 | 1-0 | 1 | 0 | 0 | 0/0 | 0 | 2 | 2 | 0 | 0 | 0 | 2 |
| 28 Justin Guilliano | 0.00 | 0-0 | 1 | 0 | 0 | 0/0 | 0 | 1 | 0 | 0 | 0 | 0 | 0 |
| 31 Tyler Greenleaf | 0.00 | 0-0 | 1 | 0 | 0 | 0/0 | 0 | 1 | 0 | 0 | 0 | 0 | 2 |
| 28 Lukas Barry | 0.00 | 0-0 | 1 | 0 | 0 | 0/0 | 0 | 1 | 2 | 0 | 0 | 0 | 1 |
| 26 Aaron Duffy | 2.25 | 0-0 | 1 | 1 | 0 | 0/0 | 0 | 4 | 5 | 1 | 1 | 0 | 2 |
| 23 Jeff DeStefano | 54.00 | 0-0 | 1 | 0 | 0 | 0/0 | 0 | 1 | 5 | 6 | 6 | 1 | 0 |
| Totals | 6.30 | 1-0 | 6 | 1 | 0 | 0/0 | 0 | 10 | 14 | 7 | 7 | 1 | 7 |

| | | | |
|------------------|--------------------|---------|---------------|
| 4/20/93. | Buffalo, N.Y. | T. | 4-4 |
| 4/20/94. | Olean, N.Y. | L. | 5-13 |
| 4/20/94. | Olean, N.Y. | W. | 7-3 |
| 5/3/94. | Buffalo, N.Y. | W. | 5-4 |
| 4/26/95. | Buffalo, N.Y. | L. | 2-3 |
| 4/26/95. | Buffalo, N.Y. | W. | 3-2 |
| 5/2/95. | Olean, N.Y. | L. | 0-6 |
| 4/15/97. | Buffalo, N.Y. | W. | 18-10 |
| 4/22/97. | Olean, N.Y. | W. | 11-8 |
| 4/22/97. | Olean, N.Y. | W. | 11-9 |
| 4/1/98. | Buffalo, N.Y. | L. | 1-3 |
| 4/1/98. | Buffalo, N.Y. | L. | 0-3 |
| 4/15/98. | Olean, N.Y. | L. | 0-3 |
| 3/24/99. | Buffalo, N.Y. | L. | 7-11 |
| 5/4/99. | Olean, N.Y. | L. | 7-8 (11 inn.) |
| 5/5/99. | Olean, N.Y. | L. | 0-4 |
| 4/13/00. | Olean, N.Y. | L. | 2-7 |
| 4/13/00. | Olean, N.Y. | L. | 1-4 |
| 4/25/01. | Buffalo, N.Y. | L. | 5-18 |
| 4/25/01. | Buffalo, N.Y. | L. | 8-10 |
| 5/2/01. | Olean, N.Y. | L. | 3-12 |
| 4/18/02. | Buffalo, N.Y. | L. | 10-18 |
| 4/25/02. | Olean, N.Y. | L. | 3-15 |
| 4/25/02. | Olean, N.Y. | L. | 5-27 |
| 3/26/03. | Buffalo, N.Y. | L. | 8-11 |
| 3/26/03. | Buffalo, N.Y. | L. | 1-6 |
| 4/16/03. | Olean, N.Y. | T. | 3-3 |
| 4/16/03. | Olean, N.Y. | L. | 10-11 |
| 3/31/04. | Buffalo, N.Y. | L. | 1-3 |
| 3/31/04. | Buffalo, N.Y. | L. | 5-7 |
| 4/22/04. | Olean, N.Y. | L. | 1-8 |
| 4/22/04. | Olean, N.Y. | L. | 5-12 |

| | | | |
|---------------|---------------------|---------|--------------|
| 4/27/04. | Buffalo, N.Y. | L. | 5-8 |
| 3/30/05. | Buffalo, N.Y. | L. | 8-9 |
| 3/30/05. | Buffalo, N.Y. | L. | 2-10 |
| 4/13/05. | Olean, N.Y. | L. | 6-7 |
| 4/13/05. | Olean, N.Y. | L. | 2-13 |
| 4/27/05. | Buffalo, N.Y. | L. | 3-12 |
| 4/26/06. | Buffalo, N.Y. | W. | 12-4 |
| 5/3/06. | Olean, N.Y. | L. | 5-7 |
| 4/18/07. | Buffalo, N.Y. | L. | 4-5 |
| 4/18/07. | Buffalo, N.Y. | L. | 5-11 |
| 4/25/07. | Buffalo, N.Y. | W. | 7-0 |
| 2/23/08. | Gastonia, N.C. | W. | 11-8 |
| 4/9/08. | Buffalo, N.Y. | W. | 24-8 |
| 4/16/08. | Olean, N.Y. | W. | 2-0 |
| 4/16/08. | Olean, N.Y. | W. | 11-7 |
| 3/24/09. | Olean, N.Y. | L. | 5-9 |
| 4/15/09. | Buffalo, N.Y. | W. | 8-5 |
| 3/24/10. | Buffalo, N.Y. | L. | 6-12 |
| 4/27/10. | Olean, N.Y. | L. | 2-7 |
| 4/27/10. | Olean, N.Y. | W. | 7-6 |
| 3/29/11. | Buffalo, N.Y. | W. | 20-3 |
| 4/27/11. | Olean, N.Y. | W. | 2-0 |
| 4/27/11. | Olean, N.Y. | L. | 0-1 (5 inn.) |
| 3/27/12. | Olean, N.Y. | W. | 4-3 |
| 5/1/12. | Buffalo, N.Y. | W. | 10-1 |
| 4/30/13. | Olean, N.Y. | W. | 6-2 |
| 5/4/16. | Olean, N.Y. | L. | 5-8 |
| 5/16/17. | Buffalo, N.Y. | W. | 8-4 |
| 5/4/18. | Buffalo, N.Y. | W. | 11-0 |
| 5/6/18. | Olean, N.Y. | W. | 15-8 |
| 5/6/18. | Olean, N.Y. | W. | 6-5 |
| 4/12/22. | Olean, N.Y. | W. | 11-1 |



2022 CANISIUS BASEBALL GAME NOTES

2022 CANISIUS BASEBALL COACHING AND SUPPORT STAFF



MATT MAZUREK '06
HEAD COACH

COACHING HISTORY

| | |
|--------------|--------------------------------|
| 2008-09 | Canisius (Volunteer Assistant) |
| 2010-17 | Canisius (Assistant Coach) |
| 2018-Present | Canisius (Head Coach) |

PLAYING HISTORY

| | |
|---------|---------------------------------------|
| 2003-04 | Jamestown CC |
| 2005-06 | Canisius |
| 2007 | Joliet Jackhammers (Northern League) |
| 2008-09 | Rockford Riverhawks (Frontier League) |

YEAR-BY-YEAR RECORD

| Year | School | Overall | MAAC |
|----------------|----------|-----------------------|---------------------|
| 2018 | Canisius | 35-22 (.614) | 16-8 (.667) |
| 2019 | Canisius | 24-29 (.453) | 17-7 (.708) |
| 2020 | Canisius | 3-11-1 (.233) | --- |
| 2021 | Canisius | 20-16 (.556) | 17-13 (.567) |
| 2022 | Canisius | 17-18 (.486) | 8-4 (.667) |
| Overall | | 99-96-1 (.513) | 58-32 (.644) |

MAZUREK'S MILESTONES

OVERALL CAREER

| Accolade | Date | Opponent | Result |
|---------------------|---------|------------------|---------|
| 1st Win | 2/17/18 | vs. Ohio State | W, 5-4 |
| 25th Win | 5/4/18 | St. Bonaventure | W, 11-0 |
| 50th Win | 4/13/19 | at Marist | W, 4-2 |
| 75th Win | 5/9/21 | vs. Quinnipiac | W, 15-5 |
| Accolade | Date | Opponent | Result |
| 1st Division I Win | 2/17/18 | vs. Ohio State | W, 5-4 |
| 1st True "Road" Win | 2/23/18 | at W. Carolina | W, 15-4 |
| 1st Home Win | 3/24/18 | vs. Fairfield | W, 5-3 |
| 1st Postseason Win | 5/23/18 | vs. Niagara | W, 5-4 |
| 1st MAAC Win | 3/24/18 | vs. Fairfield | W, 5-3 |
| 1st Power 5 Win | 2/17/18 | vs. Ohio State | W, 5-4 |
| 1st Top-25 Win | 3/4/18 | at 25-N.C. State | W, 3-2 |

MATT MAZUREK, a 2018 inductee into the Canisius Sports Hall of Fame, is in his fifth season as the head coach of the Golden Griffin baseball team. The 2022 season will be his 16th overall season with the program.

After the 2020 season was halted after 15 games due to the COVID-19 pandemic, Mazurek helped lead the No. 4 seeded Griffis to the final four of the MAAC Baseball Championships. Mazurek's squad had two First Team All-MAAC selections in **VINNY CHIARENZA** and **JAKE BURLINGAME**, while **MAX GRANT** was a three-time honoree being named as a Second Team, All-Rookie and MAAC All-Championship selections. Joining Grant on the All-Rookie Team was **CARLIN DICK** and **MATT DUFFY**.

In his second season at the helm of the program, Mazurek guided the Griffis to finish as Regular Season Co-Champions in 2019, Canisius' first regular-season title since 2014. Mazurek received his first MAAC Coach of the Year Award for his efforts in leading his alma mater to the top of the conference standings. Four players were selected to the All-MAAC Second Team (**ANDREW SIPOWICZ**, **CONNER MORRO**, **STEPHEN BENNETT** and **MARK McKENNA**), while freshman **ANDREW FRON** was named to the MAAC All-Rookie Team. Mazurek's players also earned multiple preseason and midseason accolades, highlighted by **WILL FRANK** (2019 NCBWA Stopper of the Year Preseason Watch List) and **BILLY KRULL** (2019 Buster Posey Award Watch List).

Mazurek led Canisius to the 2018 MAAC Championship title in his first season as the program's skipper, seeing the Blue and Gold advance to the NCAA Regional hosted by Minnesota. It was his third conference title as part of the Canisius coaching staff, serving as an assistant coach for the 2013 and 2015 MAAC Championship teams.

His first season as head coach saw the Golden Griffins rack up numerous awards, including two major conference honors. **J.P. STEVENSON** took home the 2018 MAAC Pitcher of the Year Award and **TYLER SMITH** earned 2018 MAAC Relief Pitcher of the Year. Four players were named All-MAAC selections, including hitters **LIAM WILSON** (First Team), **RYAN STEKL** (First Team), and **GAGE LANNING** (Second Team). Stevenson and Wilson were also selected as All-Americans, while Smith was selected in the eighth round of the 2018 MLB Draft by the Los Angeles Angels, the highest Griff picked since **JOE MAMOTT** in 1994.

Statistically under Mazurek in 2018, Canisius hitters led the MAAC in five individual categories, while Canisius pitchers ranked first in three individual categories. Nationally, Mazurek coached Wilson to the third-most doubles in Division I (27), while Stevenson finished 10th

with his 10 victories on the mound.

Before being promoted to the role of head coach on Sept. 6, 2017, Mazurek spent 10 years as an assistant on **MIKE McRAE'S** coaching staff at Canisius. A former student-athlete at Canisius, Mazurek became just the fourth head coach for the baseball program in the last 40 years.

During his 10-year tenure as an assistant coach, Mazurek served as the program's hitting instructor for eight years, where 11 different Griffis ranked among the MAAC's top-five in batting average. Additionally, Canisius led the MAAC in home runs four times, highlighted by a program-record 90 home runs in 2009 — which ranked 19th in the nation.

A native of Silver Creek, N.Y., Mazurek was a member of the Griffis coaching staff that has helped produce 13 Major League Baseball draft picks since 2009, including seven hitters (**JAKE LUMLEY**, **CONNOR PANAS**, **BRETT SIDDALL**, **SEAN JAMIESON**, **STEVE McQUAIL**, **KEVIN MAILLOUX** and **KEVIN MAHONEY**). Lumley was the 2017 MAAC Player of the Year and finished his career on Main Street as the program's all-time hits leader.

Named Canisius College's Male Athlete of the Year in 2006, Mazurek played two seasons for the Griffis under McRae. A career .355 hitter, he led the squad with a team-best .358 batting average in his senior campaign to go along with 68 hits, 44 RBI and 18 stolen bases.

As a junior in 2005, Mazurek, again, led Canisius in batting average (.351) with 54 hits, seven home runs and 41 RBI.

He was a two-time All-MAAC First Team selection and was officially enshrined into the Canisius Sports Hall of Fame on Jan. 24, 2019 — a part of the Class of 2018.

Before joining Canisius, Mazurek played two seasons at Jamestown Community College, where he earned First Team All-Region honors. He also aided the Jayhawks to the 2004 NJCAA Division III World Series.

After closing out his collegiate career at Canisius, Mazurek played professionally for three seasons. He spent the 2007 season with the Joliet Jackhammers of the Northern League, before playing for the Frontier League's Rockford Riverhawks in 2008 and 2009.

Mazurek graduated from Canisius with his bachelor's degree in physical education in 2006 and he earned his master's degree in sport administration from the College in 2012.

He resides in Tonawanda, N.Y., with his wife, Sara, and two kids — a daughter, Makenna, and son, Maverick.



JEREMY HILEMAN

1st Season with Program

Hileman joins the Canisius baseball program after spending a year at Division II Shippensburg as their pitching coach. He helped develop the pitching staff by evaluating movement and building individualized plans for every pitcher. During his lone year, Hileman improved Shippensburg's team ERA by 1.28 runs and strikeouts per nine innings by 3.5 points.



GARRETT CORTRIGHT

2nd Season at Position, 5th with Program

Former Canisius pitcher Garrett Cortright returns to Main Street for his second season as an assistant coach. A three-year member of the program during the 2011-13 seasons, he compiled a 3.40 ERA and struckout 181 batters in 275.1 innings. Cortright ranks in the top-10 all-time in numerous pitching categories (sixth in ERA, games started, games won and innings pitched. He also ranks ninth in strikeouts.



MATT WELLS

1st with Program

Wells is in his first season as a volunteer assistant coach. He spent eight months as a major league intern with the Seattle Mariners' video department after spending two seasons with the New York Mets as an associate in player development. A 2018 graduate from New York University, Wells earned his bachelor's degree in sports management with concentrations in organizational management, sports media and sports law.



MANNY CORONA

2nd Season

Corona, a graduate of SUNY Brockport in 2020, enters his second year as a graduate assistant athletic trainer.

Prior to arriving on Main Street, Corona gained experience working as an athletic training intern with the Buffalo Bills. He also has experience working with L.I.F.T. and served as a "first aider" at the Empire State Games.



2022 CANISIUS BASEBALL GAME NOTES

INDIVIDUAL GAME HIGHS

BATTING

| | |
|-----------------|--|
| At-Bats | 7, (3x), Last: Mike DeStefano, at Quinnipiac (4/2/22 - G2) |
| Runs Scored | 5, Mike DeStefano, vs. Marist (4/14/22) |
| Hits | 4, (7x), Last: Max Grant, vs. Marist (4/15/22) |
| Runs Batted In | 5, (5x), Last: Max Grant, vs. Marist (4/15/22) |
| | Trevor Henneman, vs. Marist (4/15/22) |
| Doubles | 2, Max Grant, at Quinnipiac (4/3/22) |
| Triples | 1, (11x), Last: Mike DeStefano, vs. Marist (4/16/22) |
| Home Runs | 2, Mike Steffan, vs. Pittsburgh (2/18/22) |
| Walks | 3, (7x), Last: Kyle Kush, vs. Marist (4/16/22) |
| Strikeouts | 4, Dylan Vincent, at Quinnipiac (4/2/22 - G1) |
| Sacrifice Hits | 1, (5x), Last: Mike Mazzara, vs. Marist (4/14/22) |
| Sacrifice Flies | 1, (11x), Last: Mike Steffan, at Ohio (4/23/22 - G1) |
| Stolen Bases | 3, Mike DeStefano, at Morehead State (2/27/22) |
| | 3, Dylan Vincent, at Manhattan (3/26/22) |
| Hit By a Pitch | 2, (2x), Last: Jake Zurat, vs. Marist (4/14/22) |
| Caught Stealing | 1, (6x), Last: Brennan Chisholm, vs. Marist (4/15/22) |

PITCHING

| | |
|-------------------|--|
| Innings Pitched | 8, Matt Duffy, at Charleston Southern (3/12/22 - G1) |
| Runs Allowed | 9, Levi Abbott, vs. Pittsburgh (2/19/22 - G1) |
| Earned Runs | 9, Levi Abbott, vs. Pittsburgh (2/19/22 - G1) |
| Walks | 7, Levi Abbott, vs. Pittsburgh (2/19/22 - G1) |
| Strikeouts | 12, Matt Duffy, at Quinnipiac (4/2/22 - G1) |
| Hits Allowed | 9, Aaron Duffy, vs. Cornell (4/5/22) |
| Doubles Allowed | 3, Levi Abbott, at North Carolina A&T (3/19/22) |
| | 3, Aaron Duffy, vs. Cornell (4/5/22) |
| Triples Allowed | 1, (7x), Last: Jeff DeStefano, vs. Marist (4/14/22) |
| Home Runs Allowed | 2, (3x), Last: Matt Duffy, vs. Marist (4/14/22) |
| Wild Pitches | 2, (8x), Last: David Yankowski, at Ohio (4/23/22 - G2) |
| Hit Batsmen | 2, (11x), Last: Tom Peltier, vs. Iona (4/10/22) |

FIELDING

| | |
|--------------|---|
| Putouts | 16, Mike Mazzara, vs. Marist (4/14/22) |
| Assists | 6, Max Grant, at North Carolina A&T (3/20/22) |
| Errors | 2, (5x), Last: Josh Niles, vs. Marist (4/15/22) |
| Passed Balls | 2, Mike Mazzara, vs. Marist (4/15/22) |

TEAM GAME HIGHS

BATTING

| | |
|------------------------|---|
| At-Bats | 52, at North Carolina A&T (3/18/22) |
| Runs Scored | 17, (2x), Last: vs. Marist (4/15/22) |
| Hits | 22, at Quinnipiac (4/2/22 - G2) |
| Runs Batted In | 17, vs. Marist (4/15/22) |
| Doubles | 7, at Quinnipiac (4/2/22 - G2) |
| Triples | 1, (11x), Last: vs. Marist (4/16/22) |
| Home Runs | 3, (3x), Last: vs. Marist (4/15/22) |
| Walks | 13, at Manhattan (3/26/22) |
| Strikeouts | 17, at Liberty (3/6/22) |
| Sacrifice Hits | 1, (5x), Last: vs. Marist (4/14/22) |
| Sacrifice Flies | 2, vs. Pittsburgh (2/20/22) |
| Stolen Bases | 7, at Manhattan (3/26/22) |
| Hit By a Pitch | 4, (2x), Last: vs. Marist (4/15/22) |
| Caught Stealing | 1, (6x), Last: vs. Marist (4/15/22) |
| Hit into a Double Play | 3, vs. Pittsburgh (2/20/22) |
| Runners Left on Base | 15, at Charleston Southern (3/12/22 - G1) |

PITCHING

| | |
|-------------------|--|
| Innings Pitched | 12½, at North Carolina A&T (3/18/22) |
| Runs Allowed | 18, vs. Marist (4/15/22) |
| Earned Runs | 16, at West Virginia (3/1/22) |
| Walks | 12, (2x), Last: vs. Marist (4/15/22) |
| Strikeouts | 16, at North Carolina A&T (3/18/22) |
| Hits Allowed | 19, at North Carolina A&T (3/19/22) |
| Doubles Allowed | 5, at North Carolina A&T (3/19/22) |
| Triples Allowed | 1, (7x), Last: vs. Marist (4/14/22) |
| Home Runs Allowed | 4, at North Carolina A&T (3/19/22) |
| Wild Pitches | 3, (4x), Last: at North Carolina A&T (3/19/22) |
| Hit Batsmen | 5, at Liberty (3/6/22) |

FIELDING

| | |
|---------------------|--|
| Putouts | 37, at North Carolina A&T (3/18/22) |
| Assists | 14, at West Virginia (3/1/22) |
| Errors | 6, at Charleston Southern (3/12/22 - G2) |
| Passed Balls | 2, (2x), Last: vs. Marist (4/15/22) |
| Double Plays Turned | 2, vs. Pittsburgh (2/20/22) |
| | 2, at West Virginia (3/1/22) |

2022 JERSEY TRACKER



WHITE
Home: 2-1
Road: 0-0
Neutral: 0-0

| Date | Opponent | Result |
|------|-------------|----------|
| 4/5 | vs. Cornell | L, 10-11 |
| 4/8 | vs. Iona | W, 12-6 |
| 4/16 | vs. Marist | W, 11-3 |



GRAY
Home: 0-0
Road: 4-8
Neutral: 0-2

| Date | Opponent | Result |
|----------|------------------------|----------|
| 2/19 (1) | vs. Pittsburgh | L, 2-12 |
| 2/19 (2) | vs. Pittsburgh | L, 0-4 |
| 2/27 | at Morehead Sstate | W, 6-2 |
| 3/1 | at West Virginia | L, 3-17 |
| 3/5 | at Liberty | L, 3-14 |
| 3/6 | at Liberty | L, 5-14 |
| 3/12 (1) | at Charleston Southern | W, 4-2 |
| 3/12 (2) | at Charleston Southern | W, 15-12 |
| 3/19 | at North Carolina A&T | L, 4-16 |
| 3/25 | at Manhattan | L, 1-2 |
| 4/2 (1) | at Quinnipiac | L, 2-5 |
| 4/12 | at St. Bonaventure | W, 11-1 |
| 4/23 (1) | at Ohio | L, 7-8 |
| 4/23 (2) | at Ohio | L, 5-9 |



NAVY
Home: 3-1
Road: 5-4
Neutral: 2-0

| Date | Opponent | Result |
|---------|------------------------|-------------|
| 2/18 | vs. Pittsburgh | W, 11-3 |
| 2/20 | vs. Pittsburgh | W, 15-7 |
| 2/25 | at Morehead State | W, 11-4 |
| 3/4 | at Liberty | L, 1-4 |
| 3/13 | at Charleston Southern | W, 8-6 |
| 3/18 | at North Carolina A&T | L, 7-8 (13) |
| 3/20 | at North Carolina A&T | W, 4-0 |
| 3/26 | at Manhattan | W, 13-5 |
| 3/27 | at Manhattan | L, 1-6 |
| 4/2 (2) | at Quinnipiac | W, 15-9 |
| 4/9 | vs. Iona | W, 13-3 |
| 4/10 | vs. Iona | W, 12-4 |
| 4/14 | vs. Marist | W, 17-12 |
| 4/15 | vs. Marist | L, 17-18 |
| 4/20 | at Niagara | L, 1-3 |



GOLD
Home: 0-0
Road: 1-2
Neutral: 0-0

| Date | Opponent | Result |
|----------|-------------------|--------|
| 2/26 (1) | at Morehead State | L, 3-4 |
| 2/26 (2) | at Morehead State | L, 2-5 |
| 4/3 | at Quinnipiac | W, 5-4 |



2022 CANISIUS BASEBALL GAME NOTES

THE LAST TIME...

A CANISIUS TEAM SCORED...

| | |
|-----------------------|---|
| 10+ Runs in a Game | 11, vs. Marist (4/16/22 - W, 11-3) |
| 15+ Runs in a Game | 17, vs. Marist (4/15/22 - L, 17-18) |
| 20+ Runs in a Game | 21, vs. Saint Peter's (5/12/21 - G2 - W, 21-0 - 7 inn.) |
| 25+ Runs in a Game | 32, at Morehead State (3/22/11 - W, 32-17) |
| 30+ Runs in a Game | 32, at Morehead State (3/22/11 - W, 32-17) |
| 5+ Runs in an Inning | 10, vs. Marist (4/15/22 - B6 - L, 17-18) |
| 6+ Runs in an Inning | 10, vs. Marist (4/15/22 - B6 - L, 17-18) |
| 7+ Runs in an Inning | 10, vs. Marist (4/15/22 - B6 - L, 17-18) |
| 8+ Runs in an Inning | 10, vs. Marist (4/15/22 - B6 - L, 17-18) |
| 9+ Runs in an Inning | 10, vs. Marist (4/15/22 - B6 - L, 17-18) |
| 10+ Runs in an Inning | 10, vs. Marist (4/15/22 - B6 - L, 17-18) |

A CANISIUS TEAM SCORED...

| | |
|-------------------------------|---|
| 10+ Runs in 2+ Straight Games | See below |
| | 10, vs. Cornell (4/5/22 - L, 10-11) |
| | 12, vs. Iona (4/8/22 - W, 12-6) |
| | 13, vs. Iona (4/9/22 - W, 13-3) |
| | 12, vs. Iona (4/10/22 - W, 12-4) |
| 10+ Runs in 5+ Straight Games | 11, at St. Bonaventure (4/12/22 - W, 11-1) |
| | 17, vs. Marist (4/14/22 - W, 17-12) |
| | 17, vs. Marist (4/15/22 - L, 17-18) |
| | 11, vs. Marist (4/16/22 - W, 11-3) |
| 15+ Runs in 2+ Straight Games | 17, vs. Marist (4/14/22 - W, 17-12) |
| | 17, vs. Marist (4/15/22 - L, 17-18) |
| 20+ Runs in 2+ Straight Games | 20, vs. Saint Peter's (5/12/21 - G1 - W, 20-11) |
| | 21, vs. Saint Peter's (5/12/21 - G2 - W, 21-0 - 7 inn.) |

A CANISIUS TEAM RECORDED...

| | |
|----------------------------------|--|
| 15+ Hits in a Game | 15, vs. Marist (4/16/22 - W, 11-3) |
| 20+ Hits in a Game | 22, at Quinnipiac (4/2/22 - G2 - W, 15-9) |
| 25+ Hits in a Game | 28, at Morehead State (3/22/11 - W, 32-17) |
| 5+ Doubles in a Game | 5, vs. Marist (4/14/22 - W, 17-12) |
| 6+ Doubles in a Game | 7, at Quinnipiac (4/2/22 - G2 - W, 15-9) |
| 7+ Doubles in a Game | 7, at Quinnipiac (4/2/22 - G2 - W, 15-9) |
| 8+ Doubles in a Game | 8, vs. Old Dominion (2/15/15 - W, 8-6) |
| 9+ Doubles in a Game | 9, vs. Buffalo (4/4/07 - W, 11-5) |
| 2+ Triples in a Game | 3, vs. Saint Peter's (5/12/21 - G2 - W, 21-0 - 7 inn.) |
| 3+ Triples in a Game | 3, vs. Saint Peter's (5/12/21 - G2 - W, 21-0 - 7 inn.) |
| 4+ Triples in a Game | 4, vs. Manhattan (5/13/17 - G1 - W, 16-5) |
| 3+ Home Runs in a Game | 3, vs. Marist (4/15/22 - L, 17-18) |
| 4+ Home Runs in a Game | 4, at Rider (4/28/18 - G2 - L, 12-13) |
| 5+ Home Runs in a Game | 5, vs. Buffalo (3/7/12 - W, 24-12) |
| 6+ Home Runs in a Game | 6, vs. Niagara (5/5/10 - W, 18-17) |
| 7+ Home Runs in a Game | 9, vs. Fairfield (5/9/09 - G1 - W, 22-5) |
| 8+ Home Runs in a Game | 9, vs. Fairfield (5/9/09 - G1 - W, 22-5) |
| 9+ Home Runs in a Game | 9, vs. Fairfield (5/9/09 - G1 - W, 22-5) |
| Back-to-Back Home Runs | Jake Burlingame and Mike Steffan, vs. Saint Peter's (5/12/21 - B2 - W, 21-0 - 7 inn.) |
| Drew 10+ Walks in a Game | 10, vs. Iona (4/9/22 - W, 13-3) |
| Drew 15+ Walks in a Game | 16, vs. Quinnipiac (5/9/21 - G2 - W, 15-5 - 7 inn.) |
| Drew 4+ Hit by Pitches in a Game | 4, vs. Marist (4/15/22 - L, 17-18) |
| Drew 5+ Hit by Pitches in a Game | 7, at Charlotte (2/25/19 - W, 10-5) |
| Drew 6+ Hit by Pitches in a Game | 7, at Charlotte (2/25/19 - W, 10-5) |
| Drew 7+ Hit by Pitches in a Game | 7, at Charlotte (2/25/19 - W, 10-5) |
| Drew 8+ Hit by Pitches in a Game | 8, vs. Niagara (5/11/13 - G2 - W, 22-1) |
| 5+ Stolen Bases in a Game | 5, vs. Iona (4/9/22 - W, 13-3) |
| 6+ Stolen Bases in a Game | 7, at Manhattan (3/26/22 - W, 13-5) |
| 7+ Stolen Bases in a Game | 7, at Manhattan (3/26/22 - W, 13-5) |
| 8+ Stolen Bases in a Game | 9, at Longwood (3/9/13 - G1 - W, 8-6) |
| 9+ Stolen Bases in a Game | 9, at Longwood (3/9/13 - G1 - W, 8-6) |
| 10+ Stolen Bases in a Game | 10, vs. LeMoyne (3/26/05 - G2 - L, 6-7 - 11 inn.) |

A CANISIUS PITCHING STAFF...

| | |
|------------------------------|---|
| Threw a Combined No-Hitter | at Iona (3/29/13 - G2 - W, 8-0) Alex Godzak, Rohn Pierce and Jon Fitzsimmons |
| Shutout an Opponent | at North Carolina A&T (3/20/22 - W, 4-0) |
| Shutout a MAAC Opponent | vs. Saint Peter's (5/12/21 - G2 - W, 21-0 - 7 inn.) |
| Posted Back-to-Back Shutouts | at Iona (5/6/17 - G2 - W, 1-0) at Iona (5/7/17 - W, 2-0) |
| Struck out 10+ Batters | 10, at Ohio (4/23/22 - G1 - L, 7-8) |
| Struck out 11+ Batters | 15, vs. Marist (4/14/22 - W, 17-12) |
| Struck out 12+ Batters | 15, vs. Marist (4/14/22 - W, 17-12) |
| Struck out 13+ Batters | 15, vs. Marist (4/14/22 - W, 17-12) |
| Struck out 14+ Batters | 15, vs. Marist (4/14/22 - W, 17-12) |
| Struck out 15+ Batters | 15, vs. Marist (4/14/22 - W, 17-12) |
| Struck out 16+ Batters | 16, at North Carolina A&T (3/18/22 - L, 7-8 - 13 inn.) |
| Struck out 17+ Batters | 19, at Buffalo (4/20/16 - W, 3-1 - 12 inn.) |
| Struck out 18+ Batters | 19, at Buffalo (4/20/16 - W, 3-1 - 12 inn.) |
| Struck out 19+ Batters | 19, at Buffalo (4/20/16 - W, 3-1 - 12 inn.) |

A CANISIUS PITCHING STAFF ALLOWED...

| | |
|-------------------------------|--|
| 10+ Runs in 2+ Straight Games | 17, vs. Marist (4/14/22 - W, 17-12) 17, vs. Marist (4/15/22 - L, 17-18) |
| | 10, vs. Monmouth (4/2/17 - W, 11-10) |
| 10+ Runs in 4+ Straight Games | 10, at Marist (4/8/17 - G1 - L, 7-10) |
| | 11, at Marist (4/8/17 - G2 - L, 4-11) |
| | 13, at Marist (4/9/17 - L, 3-13) |
| 15+ Runs in 2+ Straight Games | 17, vs. Marist (4/14/22 - W, 17-12) 17, vs. Marist (4/15/22 - L, 17-18) |
| 20+ Runs in 2+ Straight Games | 21, vs. Central Connecticut State (3/9/03 - L, 8-21) 22, at James Madison (3/10/03 - L, 7-22) |

A CANISIUS TEAM DEFENSIVELY...

| | |
|----------------------------------|--|
| Committed 5+ Errors in a Game | 6, at Charleston Southern (3/12/22 - W, 15-12 - 7 inn.) |
| Committed 6+ Errors in a Game | 6, at Charleston Southern (3/12/22 - W, 15-12 - 7 inn.) |
| Committed 7+ Errors in a Game | 9, vs. St. Bonaventure (4/27/05 - L, 3-12) |
| Committed 8+ Errors in a Game | 9, vs. St. Bonaventure (4/27/05 - L, 3-12) |
| Committed 9+ Errors in a Game | 9, vs. St. Bonaventure (4/27/05 - L, 3-12) |
| Turned 3+ Double Plays in a Game | 3, vs. Manhattan (4/10/21 - G1 - W, 10-3) |
| Turned 4+ Double Plays in a Game | 4, at Morehead State (3/15/09 - G2 - W, 6-4) |
| Turned 5+ Double Plays in a Game | 5, at Mount St. Mary's (3/15/08 - G1 - W, 4-2) |
| No Errors in 3+ Straight Games | 3 games (4/25/21 - 4/26/21) |
| No Errors in 4+ Straight Games | 5 games (3/24/19 - 4/1/19) |
| No Errors in 5+ Straight Games | 5 games (3/24/19 - 4/1/19) |

A CANISIUS TEAM...

| | |
|-------------------------------|---|
| Had a Game End in a Tie | at Marshall (3/1/20 - G2 - T, 2-2) |
| Played an Extra-Inning Game | at North Carolina A&T (3/18/22 - L, 7-8 - 13 inn.) |
| Played a Top-25 Team | at No. 20 Liberty (3/6/22 - L, 5-14) |
| Defeated a Top-25 Team | at No. 25 N.C. State (3/4/18 - W, 3-2) |
| Swept a Doubleheader | vs. Saint Peter's (5/12/21) |
| Swept a 3-Game Series | vs. Iona (4/8/22 - 4/10/22) |
| Swept a 3-Game MAAC Series | vs. Iona (4/8/22 - 4/10/22) |
| Swept a 4-Game Series | vs. Manhattan (4/10/21 - 4/11/21) |
| Swept a 4-Game MAAC Series | vs. Manhattan (4/10/21 - 4/11/21) |
| Swept in a Doubleheader | at Ohio (4/23/22) |
| Swept in a 3-Game Series | at Liberty (3/4/22 - 3/6/22) |
| Swept in a 3-Game MAAC Series | at Marist (4/8/17 - 4/9/17) |
| Swept in a 4-Game Series | at Fairfield (3/20/21 - 3/21/21) |
| Swept in a 4-Game MAAC Series | at Fairfield (3/20/21 - 3/21/21) |

Bold denotes occurred during 2022 season



2022 CANISIUS BASEBALL GAME NOTES

THE LAST TIME...

A CANISIUS INDIVIDUAL...

| | |
|-----------------------------------|---|
| Scored 4+ Runs in a Game | 5, Mike DeStefano, vs. Marist (4/14/22 - W, 17-12) |
| Scored 5+ Runs in a Game | 5, Mike DeStefano, vs. Marist (4/14/22 - W, 17-12) |
| Recorded 4+ Hits in a Game | 4, Max Grant, vs. Marist (4/15/22 - L, 17-18) |
| Recorded 5+ Hits in a Game | 5, Connor Panas, vs. Marist (5/3/15 - W, 16-11) |
| Recorded 6+ Hits in a Game | 6, Ralph Allocco, vs. Morehead State (3/22/11 - W, 32-17) |
| Recorded 2+ Doubles in a Game | 2, Max Grant, at Quinnipiac (4/3/22 - W, 5-4) |
| Recorded 3+ Doubles in a Game | 3, Ryan Stekl, vs. Manhattan (5/13/17 - G1 - W, 16-5) |
| Recorded 2+ Triples in a Game | 2, Chris Gruarin, vs. Youngstown State (4/20/11 - W, 11-3) |
| Had a Multi-HR Game | 2, Mike Steffan, vs. Pittsburgh (2/18/22 - W, 11-3) |
| Had a 3-HR Game | 3, Jimmy Luppens, at Ohio (3/16/13 - W, 16-8) |
| Hit for the Cycle | Sean Jamieson, at Morehead State (3/22/11 - W, 32-17) |
| Hit a Grand Slam | Trevor Henneman, vs. Marist (4/15/22 - L, 17-18) |
| Hit an Inside-the-Park Home Run | Mike Steffan, vs. Iona (4/10/22 - W, 12-4) |
| Recorded 5+ RBI in a Game | 5, Max Grant, vs. Marist (4/15/22 - L, 17-18) |
| Recorded 6+ RBI in a Game | 5, Trevor Henneman, vs. Marist (4/15/22 - L, 17-18) |
| Recorded 7+ RBI in a Game | 6, Vinny Chiarenza, at Monmouth (5/15/21 - G2 - L, 11-12 - 10 inn.) |
| Recorded 8+ RBI in a Game | 7, Ryan Stekl, vs. Siena (4/2/16 - W, 16-4) |
| Recorded 9+ RBI in a Game | 8, Jimmy Luppens, at Ohio (3/16/13 - W, 16-8) |
| Drew 3+ Walks in a Game | 9, Sean Jamieson, at Morehead State (3/22/11 - W, 32-17) |
| Drew 4+ Walks in a Game | 3, Kyle Kush, vs. Marist (4/16/22 - W, 11-3) |
| Drew 5+ Walks in a Game | 4, Carlin Dick, vs. Saint Peter's (5/12/21 - G2 - W, 21-0 - 7 inn.) |
| Stole 2+ Bases in a Game | 5, Christ Conley, vs. Milwaukee (2/18/18 - W, 3-2) |
| Stole 3+ Bases in a Game | 2, Mike DeStefano, at Quinnipiac (4/2/22 - G2 - W, 15-9) |
| Stole 4+ Bases in a Game | 3, Dylan Vincent, at Manhattan (3/26/22 - W, 13-5) |
| Hit by 2+ Pitches in a Game | 4, Connor Panas, at George Mason (4/18/15 - W, 8-2) |
| Hit by 3+ Pitches in a Game | 2, Jake Zurat, vs. Marist (4/14/22 - W, 17-12) |
| Hit by 4+ Pitches in a Game | 3, Jake Burlingame, at Charlotte (2/25/19 - W, 10-5) |
| Walk-off Hit | 4, Ronnie Bernick, vs. Marist (4/27/13 - G1 - W, 10-4) |
| Walk-off Home Run | Vinny Chiarenza (fielding error), vs. Rider (4/26/21 - W, 5-4) |
| Recorded a 10-Game Hit Streak | Ryan Stekl (3-run HR), vs. Buffalo (4/11/17 - W, 6-5) |
| Recorded a 15-Game Hit Streak | 10 games, Jacob Martins (5/9/21 - 5/20/21) |
| Recorded a 20-Game On-Base Streak | 18 games, Liam Wilson (3/18/18 - 4/22/18) |
| Recorded a 25-Game On-Base Streak | 30 games, Mike DeStefano (2/18/22 - 4/14/22) |
| Recorded a 30-Game On-Base Streak | 30 games, Mike DeStefano (2/18/22 - 4/14/22) |
| Recorded a 40-Game On-Base Streak | 57 games, Liam Wilson (4/29/17 - 5/4/18) |
| Recorded a 40-Game On-Base Streak | 57 games, Liam Wilson (4/29/17 - 5/4/18) |

A CANISIUS PITCHER...

| | |
|--|--|
| Threw a 7-Inning No-Hitter | Joe Mamott, vs. Siena (5/2/93 - G1 - W, 6-0) |
| Threw a 9-Inning No-Hitter | Never |
| Perfect Game | Never |
| Threw a 7-Inning Complete Game | Will Frank, at Quinnipiac (5/10/21 - G1 - L, 1-2) |
| Threw a 9-Inning Complete Game | Matt Duffy, at Fairfield (5/26/21 - W, 4-1) |
| Threw a 7-Inning Complete Game Shutout | Ryan Boyer, vs. Rider (4/25/21 - G1 - W, 8-0) |
| Threw a 9-Inning Complete Game Shutout | Rohn Pierce, at East Tennessee State (3/1/14 - W, 2-0) |
| Pitched 3+ Scoreless Relief Innings | Brett Kochanski (3 IP), at Manhattan (3/26/22 - W, 13-5) |
| Pitched 3+ Hitless Relief Innings | Brett Kochanski (3 IP), at Manhattan (3/26/22 - W, 13-5) |
| Pitched 4+ Scoreless Relief Innings | Kyle Warner (5 $\frac{2}{3}$ IP), vs. Marist (5/20/21 - G1 - W, 8-3) |
| Did not allow a walk (Min. 8 IP) | Andrew Sipowicz (8 IP), vs. Marist (4/13/19 - W, 4-2) |
| Struck out 10+ Batters | 10, Matt Duffy, vs. Iona (4/8/22 - W, 12-6) |
| Struck out 11+ Batters | 12, Matt Duffy, at Quinnipiac (4/2/22 - G2 - L, 2-5) |
| Struck out 12+ Batters | 12, Matt Duffy, at Quinnipiac (4/2/22 - G2 - L, 2-5) |
| Struck out 13+ Batters | 15, Mark West, vs. Saint Peter's (3/25/00 - G1 - W, 9-2) |
| Struck out 14+ Batters | 15, Mark West, vs. Saint Peter's (3/25/00 - G1 - W, 9-2) |
| Struck out 15+ Batters | 15, Mark West, vs. Saint Peter's (3/25/00 - G1 - W, 9-2) |

Bold denotes occurred during 2022 season

PLAYER PERFORMANCES

| MULTI-HIT GAMES . . . | 2022 . . . | REC . . | CAREER . . | REC |
|-------------------------|--------------|----------------|--------------|-------|
| Chiarenza | 7 | 5-2 | 20 | 12-8 |
| Chisholm | 4 | 2-2 | 4 | 2-2 |
| M.DeStefano | 16 | 11-5 | 23 | 14-9 |
| Dick | 4 | 3-1 | 11 | 8-3 |
| Dodson | 4 | 2-2 | 6 | 4-2 |
| Ennen | — | 0-0 | — | 0-0 |
| Grant | 19 | 11-8 | 29 | 17-12 |
| Henneman | 5 | 3-2 | 10 | 5-5 |
| Hennessy | — | 0-0 | — | 0-0 |
| Krzeminski | 6 | 4-2 | 14 | 8-6 |
| Kush | 9 | 6-3 | 15 | 9-6 |
| Mazzara | 3 | 2-1 | 9 | 6-3 |
| Migliore | — | 0-0 | — | 0-0 |
| Niles | 4 | 4-0 | 4 | 4-0 |
| Rumley | — | 0-0 | — | 0-0 |
| Sebastian | — | 0-0 | — | 0-0 |
| Steffan | 14 | 10-4 | 28 | 21-7 |
| Strong | — | 0-0 | — | 0-0 |
| Terry-Emanuel | — | 0-0 | — | 0-0 |
| Vincent | 13 | 6-7 | 25 | 14-11 |
| Zurat | 1 | 1-0 | 2 | 2-0 |

| MULTI-RBI GAMES . . . | 2022 . . . | REC . . | CAREER . . | REC |
|-------------------------|--------------|---------------|--------------|------|
| Chiarenza | 7 | 5-2 | 16 | 11-5 |
| Chisholm | 1 | 1-0 | 1 | 1-0 |
| M.DeStefano | 10 | 8-2 | 11 | 9-2 |
| Dick | 2 | 2-0 | 4 | 4-0 |
| Dodson | 1 | 1-0 | 3 | 3-0 |
| Ennen | — | 0-0 | — | 0-0 |
| Grant | 9 | 6-3 | 13 | 10-3 |
| Henneman | 2 | 1-1 | 3 | 2-1 |
| Hennessy | — | 0-0 | — | 0-0 |
| Krzeminski | 3 | 2-1 | 8 | 5-3 |
| Kush | 3 | 3-0 | 7 | 7-0 |
| Mazzara | — | 0-0 | 2 | 1-1 |
| Migliore | — | 0-0 | — | 0-0 |
| Niles | 4 | 4-0 | 4 | 4-0 |
| Rumley | — | 0-0 | — | 0-0 |
| Sebastian | — | 0-0 | — | 0-0 |
| Steffan | 10 | 7-3 | 19 | 12-7 |
| Strong | — | 0-0 | — | 0-0 |
| Terry-Emanuel | — | 0-0 | — | 0-0 |
| Vincent | 1 | 1-0 | 5 | 5-0 |
| Zurat | — | 0-0 | 1 | 1-0 |

QUALITY STARTS . . .

2022 . . . REC . . CAREER . . REC
NOTE: A starting pitcher records a quality start when he pitches at least six innings and allows three earned runs or fewer

| | | | | |
|------------------------|-------------|---------------|-------------|-----|
| Abbott | — | 0-0 | — | 0-0 |
| Abramson | — | 0-0 | — | 0-0 |
| Barry | — | 0-0 | — | 0-0 |
| Consigli | — | 0-0 | — | 0-0 |
| J.DeStefano | — | 0-0 | — | 0-0 |
| A.Duffy | — | 0-0 | — | 0-0 |
| M.Duffy | 6 | 3-3 | 8 | 5-3 |
| Fron | — | 0-0 | 3 | 1-2 |
| Greenleaf | — | 0-0 | — | 0-0 |
| Guiliano | — | 0-0 | — | 0-0 |
| Hoover | — | 0-0 | — | 0-0 |
| Kochanski | — | 0-0 | — | 0-0 |
| Murray | — | 0-0 | — | 0-0 |
| Peltier | — | 0-0 | 1 | 1-0 |
| Pouliot | 2 | 2-0 | 2 | 2-0 |
| Ritzenthaler | — | 0-0 | — | 0-0 |
| Seidel | — | 0-0 | — | 0-0 |
| Yankowski | — | 0-0 | — | 0-0 |

All records are for games played at Division I level



2022 CANISIUS BASEBALL GAME NOTES

SINGLE-SEASON BATTING RECORDS

BATTING AVERAGE

| AVG | Season |
|--------------------|--------|
| 1. .342 (379-1108) | 1997 |
| 2. .341 (252-738) | 1987 |
| 3. .341 (298-874) | 1982 |
| 4. .330 (680-2059) | 2010 |
| 5. .329 (420-1278) | 1994 |
| 6. .320 (582-1834) | 2008 |
| 7. .317 (258-813) | 1985 |
| 8. .314 (592-1887) | 2014 |
| .314 (631-2008) | 2009 |
| 10. .310 (222-717) | 1986 |

MOST GAMES PLAYED

| Games | Season |
|--------|--------|
| 1. 64 | 2015 |
| 2. 60 | 2010 |
| 60 | 2012 |
| 4. 59 | 2013 |
| 59 | 2016 |
| 6. 58 | 2009 |
| 58 | 2011 |
| 8. 57 | 2017 |
| 57 | 2018 |
| 10. 56 | 2014 |

MOST DOUBLES

| Doubles | Season |
|---------|--------|
| 1. 129 | 2010 |
| 2. 123 | 2009 |
| 3. 111 | 2018 |
| 4. 104 | 2008 |
| 5. 103 | 1994 |
| 103 | 2015 |
| 7. 102 | 2014 |
| 8. 99 | 2013 |
| 9. 90 | 2012 |
| 10. 88 | 2011 |

MOST WALKS

| BB | Season |
|---------|--------|
| 1. 283 | 2015 |
| 2. 281 | 2018 |
| 3. 278 | 2014 |
| 4. 264 | 2010 |
| 5. 263 | 2013 |
| 6. 248 | 2017 |
| 7. 247 | 2012 |
| 8. 246 | 2016 |
| 9. 237 | 2008 |
| 10. 232 | 2006 |

SLUGGING PERCENTAGE

| SLG% | Season |
|-------------------|--------|
| 1. .534 (874 AB) | 1982 |
| 2. .529 (1108 AB) | 1997 |
| 3. .527 (2008 AB) | 2009 |
| 4. .518 (2059 AB) | 2010 |
| 5. .515 (1278 AB) | 1994 |
| 6. .503 (813 AB) | 1985 |
| 7. .493 (998 AB) | 1996 |
| 8. .491 (1834 AB) | 2008 |
| 9. .481 (671 AB) | 1983 |
| 10. .476 (738 AB) | 1987 |

MOST RUNS SCORED

| Runs | Season |
|---------|--------|
| 1. 544 | 2010 |
| 2. 464 | 2009 |
| 3. 452 | 2008 |
| 4. 427 | 2015 |
| 5. 414 | 2013 |
| 6. 410 | 2014 |
| 7. 393 | 2018 |
| 8. 353 | 2012 |
| 9. 336 | 2006 |
| 10. 329 | 2011 |

MOST TRIPLES

| Triples | Season |
|---------|--------|
| 1. 26 | 2013 |
| 2. 25 | 2014 |
| 25 | 2015 |
| 4. 22 | 2019 |
| 5. 20 | 2017 |
| 6. 18 | 1982 |
| 18 | 2012 |
| 18 | 2021 |
| 8. 17 | 2009 |
| 17 | 2018 |
| 10. 16 | 1985 |

MOST HBP

| HBP | Season |
|--------|--------|
| 1. 125 | 2013 |
| 2. 110 | 2014 |
| 3. 101 | 2018 |
| 4. 99 | 2010 |
| 5. 92 | 2009 |
| 6. 91 | 2006 |
| 7. 88 | 2008 |
| 8. 85 | 2015 |
| 9. 78 | 2017 |
| 10. 76 | 2011 |

ON-BASE PERCENTAGE

| OBP | Season |
|--------------------|--------|
| 1. .431 (874 AB) | 1982 |
| 2. .426 (1887 AB) | 2014 |
| 3. .420 (2059 AB) | 2010 |
| 4. .417 (1834 AB) | 2008 |
| 5. .416 (1955 AB) | 2013 |
| 6. .409 (1108 AB) | 1997 |
| 7. .407 (1126 AB) | 2021 |
| 8. .405 (813 AB) | 1985 |
| 9. .404 (1278 AB) | 1994 |
| 10. .403 (2008 AB) | 2009 |

MOST HITS

| Hits | Season |
|--------|--------|
| 1. 680 | 2010 |
| 2. 631 | 2009 |
| 3. 615 | 2015 |
| 4. 598 | 2013 |
| 5. 592 | 2014 |
| 6. 586 | 2008 |
| 7. 551 | 2018 |
| 8. 536 | 2012 |
| 9. 508 | 2011 |
| 508 | 2017 |

MOST HOME RUNS

| HR | Season |
|--------|--------|
| 1. 90 | 2009 |
| 2. 77 | 2010 |
| 3. 65 | 2008 |
| 4. 42 | 1997 |
| 5. 39 | 1994 |
| 6. 38 | 2018 |
| 7. 37 | 1996 |
| 8. 35 | 2011 |
| 9. 34 | 2015 |
| 10. 31 | 2022 |

MOST STOLEN BASES

| SB | Season |
|--------|--------|
| 1. 107 | 2013 |
| 2. 94 | 2009 |
| 3. 90 | 2010 |
| 4. 86 | 2008 |
| 5. 85 | 2005 |
| 6. 84 | 2014 |
| 7. 83 | 2006 |
| 8. 80 | 2011 |
| 80 | 2012 |
| 10. 78 | 1994 |
| 78 | 2016 |

SINGLE-SEASON PITCHING RECORDS

EARNED RUN AVERAGE

| ERA | Year |
|---------------------|------|
| 1. 3.26 (199.0 IP) | 1978 |
| 2. 3.77 (472.2 IP) | 2014 |
| 3. 3.94 (491.0 IP) | 2016 |
| 4. 4.09 (486.2 IP) | 2017 |
| 5. 4.21 (495.2 IP) | 2013 |
| 6. 4.22 (177.0 IP) | 1986 |
| 7. 4.40 (448.0 IP) | 2008 |
| 4.40 (492.2 IP) | 2018 |
| 9. 4.60 (508.1 IP) | 2012 |
| 10. 4.62 (471.1 IP) | 2011 |

WINS

| Wins | Year |
|--------|------|
| 1. 42 | 2013 |
| 2. 41 | 2008 |
| 3. 40 | 2014 |
| 4. 39 | 2010 |
| 5. 36 | 2009 |
| 6. 35 | 2017 |
| 35 | 2018 |
| 8. 34 | 2015 |
| 9. 33 | 2012 |
| 10. 32 | 2016 |

COMPLETE GAMES

| CG | Year |
|-------|------|
| 1. 21 | 1991 |
| 2. 16 | 1985 |
| 16 | 1990 |
| 4. 15 | 1999 |
| 5. 14 | 1988 |
| 6. 13 | 1982 |
| 13 | 2000 |
| 13 | 2008 |
| 9. 12 | 1987 |
| 12 | 1993 |

FIELDING PERCENTAGE

| FLD% | Year |
|---------|------|
| 1. .975 | 2021 |
| 2. .974 | 2011 |
| 3. .973 | 2014 |
| 4. .972 | 2019 |
| 5. .971 | 2009 |
| 6. .970 | 2008 |
| 7. .969 | 2012 |
| 8. .968 | 2017 |
| 9. .967 | 2013 |
| .967 | 2016 |

STRIKEOUTS PER 9 INNINGS

| K/9 IP | Year |
|--------------------------------|------|
| 1. 9.68 (296 $\frac{2}{3}$ IP) | 2022 |
| 2. 8.50 (90 IP) | 1964 |
| 3. 8.27 (86 IP) | 1973 |
| 4. 7.93 (492 $\frac{2}{3}$ IP) | 2018 |
| 5. 7.87 (330 $\frac{2}{3}$ IP) | 2000 |
| 6. 7.85 (281 IP) | 2021 |
| 7. 7.75 (491 IP) | 2016 |
| 8. 7.60 (486 $\frac{2}{3}$ IP) | 2017 |
| 9. 7.58 (449 IP) | 2019 |
| 10. 7.43 (538 IP) | 2015 |

SAVES

| Saves | Year |
|--------|------|
| 1. 18 | 2016 |
| 2. 17 | 2017 |
| 3. 14 | 2012 |
| 14 | 2018 |
| 5. 13 | 2013 |
| 6. 12 | 2015 |
| 12 | 2019 |
| 8. 11 | 2010 |
| 11 | 2011 |
| 10. 10 | 2008 |
| 10 | 1994 |

STRIKEOUTS

| SO | Year |
|---------|------|
| 1. 444 | 2015 |
| 2. 434 | 2018 |
| 3. 423 | 2016 |
| 4. 411 | 2017 |
| 5. 378 | 2019 |
| 6. 365 | 2013 |
| 7. 347 | 2012 |
| 8. 339 | 2010 |
| 9. 332 | 2009 |
| 10. 319 | 2022 |



2022 CANISIUS BASEBALL GAME NOTES

SINGLE-SEASON BATTING RECORDS

GAMES PLAYED

| GP | Player | Season |
|-------|------------------|--------|
| 1. 64 | Connor Panas | 2015 |
| 64 | Jesse Puscheck | 2015 |
| 64 | Brett Siddall | 2015 |
| 4. 63 | Jake Lumley | 2015 |
| 63 | Anthony Massicci | 2015 |
| 63 | Ryan Stekl | 2015 |
| 7. 60 | Ian Choy | 2010 |
| 60 | Steve McQuail | 2010 |
| 9. 59 | 5 players tied | |

AT-BATS

| ABs | Player | Season |
|---------|-----------------|--------|
| 1. 249 | Brett Siddall | 2015 |
| 2. 248 | Jake Lumley | 2015 |
| 3. 247 | Connor Panas | 2015 |
| 4. 238 | Perry Silverman | 2010 |
| 5. 236 | Jesse Puscheck | 2015 |
| 236 | Ryan Stekl | 2015 |
| 7. 228 | Jake Lumley | 2017 |
| 8. 226 | Kevin Mailloux | 2009 |
| 9. 224 | Steve McQuail | 2010 |
| 10. 221 | Liam Wilson | 2018 |

RUNS SCORED

| Runs | Player | Season |
|--------|-----------------|--------|
| 1. 74 | Perry Silverman | 2010 |
| 2. 70 | Steve McQuail | 2010 |
| 3. 67 | Kevin Mahoney | 2009 |
| 67 | Connor Panas | 2015 |
| 5. 66 | Sean Jamieson | 2010 |
| 6. 60 | Sean Jamieson | 2011 |
| 7. 59 | Kevin Mailloux | 2009 |
| 59 | Ian Choy | 2010 |
| 9. 57 | Brian Burton | 2010 |
| 10. 56 | Kevin Mailloux | 2008 |

HITS

| Hits | Player | Season |
|-------|----------------|--------|
| 1. 92 | Connor Panas | 2015 |
| 2. 89 | Steve McQuail | 2010 |
| 3. 86 | Kevin Mailloux | 2009 |
| 4. 85 | Brett Siddall | 2015 |
| 5. 83 | Ian Choy | 2010 |
| 6. 82 | Jake Lumley | 2015 |
| 7. 81 | Jake Lumley | 2017 |
| 8. 79 | Brian Burton | 2010 |
| 9. 78 | Sean Jamieson | 2010 |
| 78 | Liam Wilson | 2018 |

DOUBLES

| 2B | Player | Season |
|-------|-----------------|--------|
| 1. 27 | Liam Wilson | 2018 |
| 2. 24 | Brett Siddall | 2015 |
| 3. 21 | Steve McQuail | 2010 |
| 4. 19 | Kevin Mahoney | 2009 |
| 19 | Perry Silverman | 2010 |
| 19 | Jesse Puscheck | 2015 |
| 7. 18 | Liam Wilson | 2017 |
| 8. 17 | 5 players tied | |

TRIPLES

| 3B | Player | Season |
|------|-----------------|--------|
| 1. 7 | Branson Joseph | 2009 |
| 7 | Connor Panas | 2015 |
| 3. 6 | Jesse Kelso | 2012 |
| 4. 5 | Ray Jablonski | 1979 |
| 5 | Kevin Glover | 1996 |
| 5 | Jake Lumley | 2015 |
| 5 | Stephen Bennett | 2019 |
| 8. 4 | 11 players tied | |

HOME RUNS

| HR | Player | Season |
|--------|----------------|--------|
| 1. 22 | Kevin Mahoney | 2009 |
| 2. 20 | Steve McQuail | 2010 |
| 3. 17 | Brian Burton | 2010 |
| 4. 16 | Kevin Mailloux | 2009 |
| 5. 13 | Todd Schell | 1994 |
| 13 | Sean Jamieson | 2011 |
| 7. 12 | Kevin Mahoney | 2008 |
| 12 | Kevin Mailloux | 2008 |
| 12 | Brett Siddall | 2015 |
| 10. 11 | Branson Joseph | 2008 |
| 11 | Connor Panas | 2015 |

RUNS BATTED IN

| RBI | Player | Season |
|-------|----------------|--------|
| 1. 81 | Steve McQuail | 2010 |
| 2. 68 | Brian Burton | 2010 |
| 68 | Connor Panas | 2015 |
| 4. 63 | Brett Siddall | 2015 |
| 63 | Ryan Stekl | 2018 |
| 6. 62 | Kevin Mahoney | 2009 |
| 7. 57 | Branson Joseph | 2009 |
| 57 | Ian Choy | 2010 |
| 9. 56 | Kevin Mailloux | 2009 |
| 56 | Shayne Willson | 2010 |

BATTING AVERAGE

(MIN. 100 ABs)

| BA | Player | Season |
|---------|------------------|-------------|
| 1. .436 | Kevin Vogel | 1985 |
| 2. .400 | Jeremy Ross | 1997 |
| .400 | Max Grant | 2022 |
| 4. .397 | Steve McQuail | 2010 |
| 5. .390 | Brian Hennessy | 1994 |
| 6. .389 | Jason Rausch | 1993 |
| 7. .381 | Kevin Mailloux | 2009 |
| 8. .378 | Jason Kline | 1997 |
| 9. .377 | Kevin Mailloux | 2008 |
| .377 | Ian Choy | 2010 |
| .377 | Todd Schell | 1994 |

SLUGGING PERCENTAGE

(MIN. 100 ABs)

| SLG% | Player | Season |
|----------|----------------|--------|
| 1. .768 | Steve McQuail | 2010 |
| 2. .754 | Todd Schell | 1994 |
| 3. .746 | Kevin Mahoney | 2009 |
| 4. .713 | Kevin Vogel | 1985 |
| 5. .701 | Jason Kline | 1997 |
| 6. .699 | Jason Rausch | 1993 |
| 7. .679 | Jason Rausch | 1991 |
| 8. .675 | Brian Burton | 2010 |
| 9. .673 | Kevin Mailloux | 2009 |
| 10. .665 | Kevin Mahoney | 2008 |

ON-BASE PERCENTAGE

(MIN. 100 ABs)

| OBP | Player | Season |
|----------|------------------|-------------|
| 1. .496 | Ian Choy | 2010 |
| 2. .493 | Jason Rausch | 1993 |
| 3. .492 | Kevin Reimer | 2008 |
| 4. .491 | Max Grant | 2022 |
| 5. .490 | Jimmy Luppens | 2014 |
| 6. .489 | Anthony Massicci | 2014 |
| 7. .483 | Matt Mazurek | 2006 |
| 8. .483 | Sean Jamieson | 2010 |
| 9. .480 | Brian Przybysz | 1995 |
| 10. .478 | Ian Choy | 2009 |



Sophomore infielder Max Grant

ON-BASE + SLUGGING PERCENTAGE

| OPS | Player | Season |
|-----------|------------------|-------------|
| 1. 1.241 | Steve McQuail | 2010 |
| 2. 1.208 | Kevin Mahoney | 2009 |
| 3. 1.192 | Jason Rausch | 1993 |
| 4. 1.185 | Kevin Vogel | 1985 |
| 1.185 | Todd Schell | 1994 |
| 6. 1.171 | Jason Kline | 1997 |
| 7. 1.136 | Jason Rausch | 1991 |
| 8. 1.125 | Max Grant | 2022 |
| 9. 1.124 | Brian Burton | 2010 |
| 10. 1.119 | Kevin Mailloux | 2009 |

WALKS

| BB | Player | Season |
|-------|------------------|--------|
| 1. 54 | Shane Zimmer | 2012 |
| 2. 50 | Christ Conley | 2018 |
| 3. 46 | Anthony Massicci | 2016 |
| 4. 42 | Anthony Massicci | 2014 |
| 5. 40 | Anthony Massicci | 2015 |
| 6. 39 | Kevin Mahoney | 2009 |
| 7. 38 | Sean Jamieson | 2010 |
| 8. 37 | Branson Joseph | 2006 |
| 37 | Jesse Puscheck | 2015 |
| 37 | Conner Morro | 2019 |

STRIKEOUTS

| SO | Player | Season |
|-------|------------------|--------|
| 1. 61 | Stephen Bennett | 2019 |
| 2. 58 | Anthony Massicci | 2016 |
| 58 | Jake Burlingame | 2019 |
| 4. 54 | Kevin Mahoney | 2007 |
| 5. 52 | Ryan Coppinger | 2011 |
| 6. 51 | Ishmael Cox | 2002 |
| 51 | Adam Tricarico | 2016 |
| 8. 49 | Ryan Stekl | 2016 |
| 9. 48 | Chris Gruarin | 2012 |
| 48 | Anthony Massicci | 2015 |

TIMES HIT BY PITCH

| HBP | Player | Season |
|--------|----------------|--------|
| 1. 25 | Jimmy Luppens | 2014 |
| 2. 24 | Ian Choy | 2010 |
| 3. 20 | Christ Conley | 2017 |
| 4. 19 | Jimmy Luppens | 2013 |
| 5. 17 | Ronnie Bernick | 2012 |
| 6. 16 | Adam Donato | 2008 |
| 16 | Connor Panas | 2015 |
| 8. 15 | Matt Mazurek | 2006 |
| 15 | Christ Conley | 2018 |
| 10. 14 | 5 players tied | |

STOLEN BASES

| SB | Player | Season |
|--------|------------------|--------|
| 1. 24 | Kyle Domogala | 2001 |
| 2. 22 | Kyle Domogala | 2000 |
| 22 | Sean Jamieson | 2011 |
| 4. 21 | Anthony Massicci | 2016 |
| 5. 20 | Jeremy Ross | 1998 |
| 6. 19 | Herm Lewis | 1980 |
| 19 | Dave Mahoney | 1994 |
| 19 | Kevin Mahoney | 2009 |
| 19 | Connor Panas | 2015 |
| 10. 18 | Matt Mazurek | 2006 |

TOTAL BASES

| TB | Player | Season |
|---------|----------------|--------|
| 1. 172 | Steve McQuail | 2010 |
| 2. 156 | Kevin Mahoney | 2009 |
| 156 | Connor Panas | 2015 |
| 4. 152 | Kevin Mailloux | 2009 |
| 5. 147 | Brett Siddall | 2015 |
| 6. 143 | Brian Burton | 2010 |
| 7. 138 | Liam Wilson | 2018 |
| 8. 129 | Kevin Mailloux | 2008 |
| 9. 125 | Sean Jamieson | 2011 |
| 10. 119 | Kevin Mahoney | 2008 |

Bold denotes this season



2022 CANISIUS BASEBALL GAME NOTES

CAREER BATTING RECORDS

GAMES PLAYED

| GP | Player | Season(s) |
|---------|------------------|-----------|
| 1. 230 | Ryan Stekl | 2015-18 |
| 2. 217 | Connor Panas | 2012-15 |
| 3. 216 | Kevin Mahoney | 2006-09 |
| 4. 213 | Ian Choy | 2007-10 |
| 213 | Branson Joseph | 2006-09 |
| 6. 208 | Jose Torralba | 2011-14 |
| 7. 207 | Jake Lumley | 2014-17 |
| 8. 206 | Anthony Massicci | 2013-16 |
| 9. 205 | Brian Burton | 2008-11 |
| 10. 200 | Christ Conley | 2014-18 |

AT-BATS

| ABs | Player | Season(s) |
|---------|------------------|-----------|
| 1. 873 | Ryan Stekl | 2015-18 |
| 2. 786 | Kevin Mahoney | 2006-09 |
| 3. 782 | Branson Joseph | 2006-09 |
| 4. 768 | Jake Lumley | 2014-17 |
| 5. 736 | Ian Choy | 2007-10 |
| 6. 728 | Jose Torralba | 2011-14 |
| 7. 722 | Connor Panas | 2012-15 |
| 8. 693 | Brian Burton | 2008-11 |
| 9. 676 | Anthony Massicci | 2013-16 |
| 10. 649 | Liam Wilson | 2016-18 |

RUNS SCORED

| Runs | Player | Season(s) |
|--------|------------------|-----------|
| 1. 202 | Kevin Mahoney | 2006-09 |
| 2. 166 | Branson Joseph | 2006-09 |
| 3. 165 | Anthony Massicci | 2013-16 |
| 4. 162 | Connor Panas | 2012-15 |
| 5. 155 | Jake Lumley | 2014-17 |
| 6. 150 | Ryan Stekl | 2015-18 |
| 7. 148 | Perry Silverman | 2007-10 |
| 148 | Jose Torralba | 2011-14 |
| 9. 141 | Ian Choy | 2007-10 |
| 141 | Brian Burton | 2008-11 |

HITS

| Hits | Player | Season(s) |
|---------|------------------|-----------|
| 1. 259 | Jake Lumley | 2014-17 |
| 2. 258 | Ryan Stekl | 2015-18 |
| 3. 256 | Ian Choy | 2007-10 |
| 4. 254 | Kevin Mahoney | 2006-09 |
| 5. 247 | Connor Panas | 2012-15 |
| 6. 230 | Anthony Massicci | 2013-16 |
| 7. 227 | Branson Joseph | 2006-09 |
| 8. 220 | Brian Burton | 2008-11 |
| 9. 219 | Liam Wilson | 2016-18 |
| 10. 203 | Jose Torralba | 2011-14 |

DOUBLES

| 2B | Player | Season(s) |
|--------|------------------|-----------|
| 1. 59 | Liam Wilson | 2016-18 |
| 2. 54 | Ryan Stekl | 2015-18 |
| 3. 52 | Kevin Mahoney | 2006-09 |
| 4. 50 | Connor Panas | 2012-15 |
| 5. 45 | Ian Choy | 2007-10 |
| 6. 42 | Branson Joseph | 2006-09 |
| 42 | Brett Siddall | 2013-15 |
| 8. 40 | Jimmy Luppens | 2011-14 |
| 40 | Anthony Massicci | 2013-16 |
| 10. 39 | Connor Burke | 2006-09 |

TRIPLES

| 3B | Player | Season(s) |
|-------|------------------|-----------|
| 1. 13 | Connor Panas | 2012-15 |
| 2. 12 | Jesse Kelso | 2012-14 |
| 12 | Anthony Massicci | 2013-16 |
| 4. 10 | Gabe Baida | 2003-06 |
| 10 | Jake Lumley | 2014-17 |
| 10 | Stephen Bennett | 2017-20 |
| 7. 9 | Kevin Smith | 2003-06 |
| 9 | Branson Joseph | 2006-09 |
| 9 | Ryan Coppinger | 2011-14 |
| 9 | Jake Burlingame | 2017-21 |

HOME RUNS

| HR | Player | Season(s) |
|-------|----------------|-----------|
| 1. 47 | Kevin Mahoney | 2006-09 |
| 2. 30 | Steve McQuail | 2008-10 |
| 30 | Brian Burton | 2008-11 |
| 4. 28 | Kevin Mailloux | 2007-09 |
| 5. 27 | Jason Rausch | 1990-93 |
| 6. 25 | Branson Joseph | 2006-09 |
| 7. 22 | Todd Schell | 1994-95 |
| 8. 20 | Sean Jamieson | 2010-11 |
| 9. 19 | Ian Choy | 2007-10 |
| 19 | Shayne Willson | 2009-10 |

RUNS BATTED IN

| RBI | Player | Season(s) |
|---------|----------------|-----------|
| 1. 187 | Kevin Mahoney | 2006-09 |
| 2. 186 | Ryan Stekl | 2015-18 |
| 3. 174 | Brian Burton | 2008-11 |
| 4. 156 | Branson Joseph | 2006-09 |
| 5. 155 | Connor Panas | 2012-15 |
| 6. 142 | Ian Choy | 2007-10 |
| 7. 135 | Brett Siddall | 2013-15 |
| 8. 129 | Steve McQuail | 2013-15 |
| 9. 128 | Jimmy Luppens | 2011-14 |
| 10. 121 | Liam Wilson | 2016-18 |

BATTING AVERAGE (MIN. 200 ABs)

| AVG | Player | Season(s) |
|----------------|------------------|----------------|
| 1. .402 | Kevin Vogel | 1985-87 |
| 2. .400 | Max Grant | 2021-22 |
| 3. .385 | Greg Dowden | 1983-85 |
| 4. .379 | Kevin Mailloux | 2007-09 |
| 5. .374 | Jason Rausch | 1990-93 |
| 6. .363 | Kevin Reimer | 2007-08 |
| 7. .363 | Jason Kline | 1996-97 |
| 8. .361 | Sean Jamieson | 2010-11 |
| 9. .355 | Matt Mazurek | 2005-06 |
| 10. .348 | Ian Choy | 2007-10 |

SLUGGING PERCENTAGE

| (MIN. 200 ABs) | Total | Player | Season(s) |
|----------------|----------------|---------|-----------|
| 1. .779 | Greg Dowden | 1983-85 | |
| 2. .675 | Jason Rausch | 1990-93 | |
| 3. .653 | Kevin Mailloux | 2007-09 | |
| 4. .650 | Todd Schell | 1994-95 | |
| 5. .631 | Steve McQuail | 2008-10 | |
| 6. .618 | Kevin Vogel | 1985-87 | |
| 7. .592 | Sean Jamieson | 2010-11 | |
| 8. .590 | Jason Kline | 1996-97 | |
| 9. .589 | Kevin Mahoney | 2006-09 | |
| 10. .565 | Adam Donato | 2007-08 | |



Connor Panas (2012-15)

ON-BASE PERCENTAGE

(MIN. 200 ABs)

| Total | Player | Season(s) |
|----------------|------------------|----------------|
| 1. .502 | Max Grant | 2021-22 |
| 2. .486 | John Miosi | 1980-83 |
| 3. .478 | Jason Rausch | 1990-93 |
| 4. .475 | Sean Jamieson | 2010-11 |
| 5. .474 | Kevin Reimer | 2007-08 |
| 6. .469 | Matt Mazurek | 2005-06 |
| 7. .467 | Greg Dowden | 1983-85 |
| 8. .456 | Ian Choy | 2007-10 |
| 9. .453 | Anthony Massicci | 2013-16 |
| 10. .452 | Christ Conley | 2014-18 |

WALKS

| Total | Player | Season(s) |
|--------|------------------|-----------|
| 1. 141 | Anthony Massicci | 2013-16 |
| 2. 124 | Christ Conley | 2014-18 |
| 3. 116 | Kevin Mahoney | 2006-09 |
| 116 | Shane Zimmer | 2011-14 |
| 5. 109 | Ryan Stekl | 2015-18 |
| 6. 106 | Connor Panas | 2012-15 |
| 7. 105 | Branson Joseph | 2006-09 |
| 8. 104 | Jake Lumley | 2014-17 |
| 9. 102 | Matt Novo | 1989-92 |
| 10. 88 | Brian Burton | 2008-11 |

STRIKEOUTS

| Total | Player | Season(s) |
|---------|------------------|-----------|
| 1. 194 | Jake Burlingame | 2017-21 |
| 2. 173 | Ryan Stekl | 2015-18 |
| 3. 168 | Kevin Mahoney | 2006-09 |
| 4. 158 | Joseph Prezioso | 2016-19 |
| 5. 152 | Anthony Massicci | 2013-16 |
| 6. 151 | Ishmael Cox | 2000-03 |
| 7. 147 | Branson Joseph | 2006-09 |
| 8. 138 | Ryan Coppinger | 2011-14 |
| 9. 137 | Connor Burke | 2006-09 |
| 10. 131 | Stephen Bennett | 2017-20 |

Bold denotes active player

TIMES HIT BY A PITCH

| Total | Player | Season(s) |
|--------|----------------|-----------|
| 1. 53 | Jimmy Luppens | 2011-14 |
| 2. 50 | Christ Conley | 2014-18 |
| 3. 49 | Ian Choy | 2007-10 |
| 4. 41 | Connor Panas | 2012-15 |
| 41 | Liam Wilson | 2016-18 |
| 6. 40 | Ronnie Bernick | 2011-14 |
| 7. 32 | Alec Cabello | 2006-09 |
| 32 | Branson Joseph | 2006-09 |
| 32 | Kevin Mahoney | 2006-09 |
| 10. 29 | Chris Guarin | 2011-13 |
| 29 | Mark McKenna | 2016-19 |

STOLEN BASES

| Total | Player | Season(s) |
|-------|------------------|-----------|
| 1. 57 | Kyle Domogala | 1999-01 |
| 2. 55 | Mike Krisch | 2012-15 |
| 3. 54 | Branson Joseph | 2006-09 |
| 4. 50 | Jose Torralba | 2011-14 |
| 5. 45 | Jeremy Ross | 1995-98 |
| 6. 43 | Anthony Massicci | 2013-16 |
| 7. 42 | Connor Panas | 2012-15 |
| 42 | Jake Burlingame | 2017-21 |
| 9. 40 | Brian Hennessy | 1994-97 |
| 40 | Jake Lumley | 2014-17 |

TOTAL BASES

| Total | Player | Season(s) |
|---------|------------------|-----------|
| 1. 463 | Kevin Mahoney | 2006-09 |
| 2. 377 | Connor Panas | 2012-15 |
| 3. 372 | Ryan Stekl | 2015-18 |
| 4. 362 | Branson Joseph | 2006-09 |
| 5. 360 | Ian Choy | 2007-10 |
| 6. 351 | Brian Burton | 2008-11 |
| 7. 334 | Jake Lumley | 2014-17 |
| 8. 331 | Liam Wilson | 2016-18 |
| 9. 303 | Anthony Massicci | 2013-16 |
| 10. 284 | Brett Siddall | 2013-15 |

INTENTIONAL WALKS

| Total | Player | Season(s) |
|-------|---------------|-----------|
| 1. 8 | Kevin Mahoney | 2006-09 |
| 2. 7 | Connor Panas | 2012-15 |
| 3. 6 | Ryan Stekl | 2015-18 |
| 4. 5 | Matt Mazurek | 2005-06 |
| 5 | Jake Lumley | 2014-17 |



2022 CANISIUS BASEBALL GAME NOTES

SINGLE-SEASON PITCHING RECORDS

EARNED RUN AVERAGE (MIN. 60 IP)

| ERA | Player | Season |
|----------|-------------------|--------|
| 1. 0.98 | Tyler Smith | 2018 |
| 2. 1.16 | Jon Fitzsimmons | 2013 |
| 3. 1.78 | Mike Catanzaro | 1977 |
| 4. 1.97 | Iannick Remillard | 2016 |
| 5. 2.18 | Rohn Pierce | 2014 |
| 6. 2.18 | Joe DeMartino | 1989 |
| 7. 2.41 | Garrett Cortright | 2013 |
| 8. 2.42 | Shane Davis | 2008 |
| 9. 2.63 | Alex Godzak | 2014 |
| 10. 2.70 | Mike Catanzaro | 1978 |
| 2.70 | Brandon Bielecki | 2014 |

WINS

| Total | Player | Season |
|-------|-------------------|--------|
| 1. 12 | Shane Davis | 2008 |
| 2. 11 | Garrett Cortright | 2013 |
| 11 | Rohn Pierce | 2014 |
| 4. 10 | Alex Godzak | 2014 |
| 5. 9 | Shane Davis | 2009 |
| 9 | Shane Davis | 2010 |
| 9 | J.P. Stevenson | 2017 |
| 9 | J.P. Stevenson | 2018 |
| 9. 8 | Mike Bos | 1994 |
| 8 | Alex Godzak | 2013 |

WIN-LOSS PERCENTAGE

(MIN. 10 DEC.)

| W-L% | Player | Season |
|---------|--------------------------|--------|
| 1. .923 | Shane Davis (12-1) | 2008 |
| 2. .846 | Rohn Pierce (11-2) | 2014 |
| 3. .833 | J.P. Stevenson (10-2) | 2018 |
| 4. .818 | Shane Davis (9-2) | 2009 |
| 5. .750 | Shane Davis (9-3) | 2010 |
| .750 | Alex Godzak (9-3) | 2014 |
| 7. .733 | Garrett Cortright (11-4) | 2013 |
| 8. .727 | Alex Godzak (8-3) | 2013 |
| 9. .700 | Ryan McGorman (7-3) | 2008 |
| .700 | Adam Wertman (7-3) | 1995 |

LOSSES

| L | Player | Season |
|-------|-----------------|--------|
| 1. 12 | Jeremy Dracup | 2003 |
| 2. 10 | Tyler Hosick | 2000 |
| 10 | Jeremy Dracup | 2002 |
| 4. 9 | Ryan Topping | 2003 |
| 9 | Alex MacKenzie | 2007 |
| 6. 8 | Jordan Neufeld | 2003 |
| 8 | Jordan Neufeld | 2005 |
| 8 | John Axford | 2006 |
| 9. 7 | 10 players tied | |

SHUTOUTS

| SO | Player | Season |
|------|-----------------|--------|
| 1. 2 | Paul Feltman | 1992 |
| 2 | Alex MacKenzie | 2007 |
| 3. 1 | 18 players tied | |

GAMES STARTED

| GS | Player | Season |
|-------|-------------------|--------|
| 1. 16 | Garrett Cortright | 2013 |
| 16 | Devon Stewart | 2015 |
| 16 | J.P. Stevenson | 2018 |
| 4. 15 | 9 players tied | |

APPEARANCES

| App. | Player | Season |
|-------|-------------------|--------|
| 1. 25 | Jon Fitzsimmons | 2012 |
| 25 | Tyler Smith | 2018 |
| 3. 24 | Nathan Linseman | 2012 |
| 24 | Iannick Remillard | 2016 |
| 5. 23 | Will Frank | 2018 |
| 6. 22 | Ryan McGorman | 2008 |
| 22 | Josh Marshall | 2010 |
| 22 | Brandon Bielecki | 2015 |
| 22 | Zachary Sloan | 2015 |
| 22 | Eric Stolzenburg | 2015 |
| 22 | Michael Ginther | 2016 |
| 22 | Tyler Smith | 2016 |
| 22 | Tyler Smith | 2017 |

COMPLETE GAMES

| CG | Player | Season |
|-------|-----------------|--------|
| 1. 10 | Shane Davis | 2008 |
| 2. 6 | Doug Carlson | 1982 |
| 6 | John Davidson | 1991 |
| 6 | Joe Mamott | 1994 |
| 6 | Brendan Dunford | 1999 |
| 6. 5 | 10 players tied | |

SAVES

| SV | Player | Season |
|-------|-------------------|--------|
| 1. 17 | Iannick Remillard | 2016 |
| 2. 11 | Jon Fitzsimmons | 2012 |
| 11 | Tyler Smith | 2017 |
| 4. 10 | Jon Fitzsimmons | 2013 |
| 10 | Iannick Remillard | 2015 |
| 10 | Tyler Smith | 2018 |
| 7. 8 | Will Frank | 2019 |
| 8. 7 | Ryan McGorman | 2008 |
| 7 | Shayne Willson | 2010 |
| 10. 5 | Derek Zgoda | 1994 |
| 5 | Brandon Bielecki | 2014 |

INNINGS PITCHED

| IP | Player | Season |
|----------------------|-------------------|--------|
| 1. 115 $\frac{1}{3}$ | Garrett Cortright | 2010 |
| 2. 111 $\frac{1}{3}$ | Rohn Pierce | 2014 |
| 3. 99 | J.P. Stevenson | 2018 |
| 4. 98 $\frac{1}{3}$ | Shane Davis | 2010 |
| 98 $\frac{1}{3}$ | Devon Stewart | 2015 |
| 6. 97 $\frac{1}{3}$ | Shane Davis | 2011 |
| 97 $\frac{1}{3}$ | Garrett Cortright | 2012 |
| 8. 96 $\frac{1}{3}$ | Billy Martin | 2012 |
| 9. 95 $\frac{1}{3}$ | Alex MacKenzie | 2008 |
| 10. 94 $\frac{1}{3}$ | Devon Stewart | 2012 |

STRIKEOUTS

| SO | Player | Season |
|--------------|-------------------|-------------|
| 1. 99 | Mark West | 2000 |
| 2. 93 | J.P. Stevenson | 2018 |
| 3. 85 | Joe Mamott | 1994 |
| 4. 80 | Matt Duffy | 2022 |
| 5. 76 | Garrett Cortright | 2012 |
| 76 | Garrett Cortright | 2013 |
| 7. 75 | John Axford | 2006 |
| 75 | Devon Stewart | 2015 |
| 9. 71 | Andrew Sipowicz | 2019 |
| 10. 70 | Shane Davis | 2010 |



Sophomore Matt Duffy

STRIKEOUTS PER NINE INNINGS

(MIN. 30 IP)

| SO/9 | Player | Season |
|-----------------|-------------------|-------------|
| 1. 12.14 | Tyler Smith | 2015 |
| 2. 12.03 | Ryan Boyer | 2021 |
| 3. 11.95 | Joe Mamott | 1994 |
| 4. 11.89 | Tyler Smith | 2016 |
| 5. 11.49 | Matt Duffy | 2022 |
| 6. 11.03 | Jon Fitzsimmons | 2013 |
| 7. 10.55 | Tyler Smith | 2018 |
| 8. 10.54 | Iannick Remillard | 2015 |
| 9. 10.37 | Will Frank | 2018 |
| 10. 10.16 | Mark West | 2000 |

FEWEST WALKS PER NINE INNINGS

(MIN. 30 IP)

| BB/9 | Player | Season |
|----------------|-------------------|-------------|
| 1. 0.84 | Tim Seil | 2011 |
| 2. 1.29 | Rohn Pierce | 2014 |
| 3. 1.47 | Ryan Boyer | 2021 |
| 4. 1.54 | Andrew Sipowicz | 2019 |
| 5. 1.59 | Kyle Warner | 2021 |
| 6. 1.75 | Shane Davis | 2011 |
| 7. 1.84 | Aaron Casper | 2016 |
| 8. 1.87 | Matt Duffy | 2022 |
| 9. 1.91 | J.P. Stevenson | 2018 |
| 10. 1.98 | Alex MacKenzie | 2008 |

Bold denotes active player

HITS ALLOWED

| Hits | Player | Season |
|---------|----------------|--------|
| 1. 129 | Jeremy Dracup | 2003 |
| 2. 124 | Shane Davis | 2010 |
| 3. 115 | Shane Davis | 2009 |
| 4. 112 | Billy Martin | 2012 |
| 5. 110 | Ryan Topping | 2003 |
| 6. 107 | Alex MacKenzie | 2009 |
| 7. 105 | Mike Goemans | 2007 |
| 8. 104 | Mike Goemans | 2009 |
| 9. 102 | Mike Goemans | 2010 |
| 10. 101 | Alex Nimigon | 2000 |

WALKS ALLOWED

| BB | Player | Season |
|-------|----------------|--------|
| 1. 75 | John Axford | 2006 |
| 2. 73 | John Davidson | 1991 |
| 3. 66 | Joe Mamott | 1994 |
| 4. 51 | Chris Cox | 2010 |
| 5. 44 | Jordan Neufeld | 2003 |
| 44 | Ryan Topping | 2003 |
| 7. 43 | Tyler Hosick | 2000 |
| 8. 42 | Jordan Neufeld | 2004 |
| 42 | Jordan Neufeld | 2005 |
| 42 | Ryan McGorman | 2006 |
| 42 | Alex Godzak | 2014 |

HOME RUNS ALLOWED

| HR | Player | Season |
|-------|-----------------|--------|
| 1. 18 | Shane Davis | 2009 |
| 2. 14 | Alex MacKenzie | 2009 |
| 14 | J.P. Stevenson | 2017 |
| 4. 10 | Jeremy Dracup | 2001 |
| 5. 9 | David Hatch | 1997 |
| 9 | Tyler Hosick | 2000 |
| 9 | Alex Nimigon | 2000 |
| 9 | Billy Martin | 2010 |
| 9. 8 | 11 players tied | |



2022 CANISIUS BASEBALL GAME NOTES

CAREER PITCHING RECORDS

EARNED RUN AVERAGE (MIN. 60 IP)

| ERA | Player | Season(s) |
|----------------|-------------------|----------------|
| 1. 1.88 | Jon Fitzsimmons | 2011-13 |
| 2. 2.50 | Tyler Smith | 2015-18 |
| 3. 2.83 | Tim Krawczyk | 1983-86 |
| 4. 3.11 | Michael Ginther | 2014-18 |
| 5. 3.38 | Steve Biancofiore | 1983, 85-87 |
| 6. 3.40 | Garrett Cortright | 2011-13 |
| 7. 3.41 | Matt Duffy | 2021-22 |
| 8. 3.56 | Mike Catanzaro | 1977-80 |
| 9. 3.58 | Tom Chester | 1961-62 |
| 10. 3.60 | Alex Godzak | 2013-16 |

WINS

| W | Player | Season(s) |
|--------|-------------------|-----------|
| 1. 35 | Shane Davis | 2008-11 |
| 2. 27 | J.P. Stevenson | 2015-18 |
| 3. 24 | Devon Stewart | 2012-15 |
| 4. 23 | Alex Godzak | 2013-16 |
| 5. 22 | Mike Goemans | 2007-10 |
| 6. 21 | Garrett Cortright | 2011-13 |
| 7. 18 | Andrew Sipowicz | 2016-19 |
| 8. 16 | Tim Krawczyk | 1983-86 |
| 16 | Rohn Pierce | 2012-14 |
| 10. 15 | Adam Wertman | 1993-97 |
| 15 | Alex MacKenzie | 2006-09 |

LOSSES

| L | Player | Season(s) |
|--------|----------------|-----------|
| 1. 28 | Jeremy Dracup | 2001-03 |
| 2. 22 | Jordan Neufeld | 2003-06 |
| 22 | Devon Stewart | 2012-15 |
| 4. 19 | Tyler Hosick | 2000-03 |
| 5. 17 | Scott Karstedt | 1995-99 |
| 17 | Mark West | 1998-00 |
| 17 | Chris Cole | 1999-02 |
| 17 | Mike Goemans | 2007-10 |
| 17 | J.P. Stevenson | 2015-18 |
| 10. 16 | John Davidson | 1988-91 |

SHUTOUTS

| SO | Player | Season(s) |
|-------|-----------------|-----------|
| 1. 3 | Shane Davis | 2008-11 |
| 3 | J.P. Stevenson | 2015-18 |
| 3. 2 | Paul Feltman | 1991-93 |
| 2 | Bruce Axelson | 1992-95 |
| 2 | Tyler Smith | 1995-97 |
| 2 | Stephen Gleason | 1996-99 |
| 2 | Mark West | 1998-00 |
| 2 | Alex MacKenzie | 2006-09 |
| 2 | Devon Stewart | 2012-15 |
| 10. 1 | 13 players tied | |

GAMES STARTED

| GS | Player | Season(s) |
|--------|-------------------|-----------|
| 1. 60 | Devon Stewart | 2012-15 |
| 2. 56 | Shane Davis | 2008-11 |
| 3. 55 | Mike Goemans | 2007-10 |
| 55 | J.P. Stevenson | 2015-18 |
| 5. 48 | Alex Godzak | 2013-16 |
| 6. 41 | Garrett Cortright | 2011-13 |
| 7. 40 | Alex MacKenzie | 2006-09 |
| 40 | Andrew Sipowicz | 2016-19 |
| 9. 36 | Billy Martin | 2010-13 |
| 10. 35 | Rohn Pierce | 2012-14 |

APPEARANCES

| App. | Player | Season(s) |
|--------|-------------------|-----------|
| 1. 89 | Tyler Smith | 2015-18 |
| 2. 81 | Eric Stolzenburg | 2012-15 |
| 3. 74 | Iannick Remillard | 2013-16 |
| 4. 72 | Will Frank | 2017-21 |
| 5. 68 | Ryan McGorman | 2006-09 |
| 68 | Josh Marshall | 2008-11 |
| 68 | Andrew Sipowicz | 2016-19 |
| 8. 66 | Matt Weber | 2006-09 |
| 9. 65 | Aaron Boag | 2006-09 |
| 10. 62 | Marc Muoio | 1996-99 |

COMPLETE GAMES

| CG | Player | Season(s) |
|-------|-------------------|-------------|
| 1. 21 | Shane Davis | 2008-11 |
| 2. 13 | John Davidson | 1988-91 |
| 3. 12 | Dave Surowiec | 1986-89 |
| 12 | Alex MacKenzie | 2006-09 |
| 5. 11 | Joe DeMartino | 1988-90 |
| 11 | Tyler Smith | 1995-97 |
| 11 | Devon Stewart | 2012-15 |
| 8. 10 | Steve Biancofiore | 1983, 85-87 |
| 9. 9 | Paul Feltman | 1991-93 |
| 10. 8 | 6 players tied | |

SAVES

| SV | Player | Season(s) |
|-------|-------------------|-----------|
| 1. 29 | Iannick Remillard | 2013-16 |
| 2. 22 | Jon Fitzsimmons | 2011-13 |
| 22 | Tyler Smith | 2015-18 |
| 4. 12 | Will Frank | 2017-21 |
| 5. 11 | Ryan McGorman | 2006-09 |
| 11 | Shayne Willson | 2009-10 |
| 7. 9 | Derek Zgoda | 1992-95 |
| 8. 6 | Alex Winiewicz | 2005-06 |
| 6 | Brandon Bielecki | 2014-15 |
| 10. 5 | Joe Mamott | 1993-94 |

INNINGS PITCHED

| IP | Player | Season(s) |
|-----------------------|-------------------|-----------|
| 1. 364 $\frac{1}{3}$ | Shane Davis | 2008-11 |
| 2. 363 | Devon Stewart | 2012-15 |
| 3. 343 $\frac{1}{3}$ | Mike Goemans | 2007-10 |
| 4. 302 $\frac{1}{3}$ | J.P. Stevenson | 2015-18 |
| 5. 284 $\frac{1}{3}$ | Alex MacKenzie | 2006-09 |
| 6. 275 $\frac{1}{3}$ | Garrett Cortright | 2011-13 |
| 7. 265 $\frac{1}{3}$ | Andrew Sipowicz | 2016-19 |
| 8. 257 $\frac{1}{3}$ | Alex Godzak | 2013-16 |
| 9. 241 $\frac{1}{3}$ | Billy Martin | 2010-13 |
| 10. 239 $\frac{1}{3}$ | Rohn Pierce | 2012-14 |

STRIKEOUTS

| SO | Player | Season(s) |
|---------|-------------------|-----------|
| 1. 267 | J.P. Stevenson | 2015-18 |
| 2. 231 | Shane Davis | 2008-11 |
| 3. 225 | Devon Stewart | 2012-15 |
| 4. 208 | Andrew Sipowicz | 2016-19 |
| 5. 194 | Mark West | 1998-00 |
| 194 | Tyler Smith | 2015-18 |
| 7. 188 | Alex MacKenzie | 2006-09 |
| 8. 187 | Alex Godzak | 2013-16 |
| 9. 181 | Garrett Cortright | 2011-13 |
| 10. 164 | Mike Goemans | 2007-10 |



Shane Davis (2008-11)

STRIKEOUTS PER NINE INNINGS

(MIN. 60 IP)

| SO/9 | Player | Season(s) |
|-----------------|-------------------|----------------|
| 1. 11.85 | Tyler Smith | 2015-18 |
| 2. 11.42 | Jon Fitzsimmons | 2011-13 |
| 3. 11.04 | Matt Duffy | 2021-22 |
| 4. 10.57 | Joe Mamott | 1993-94 |
| 5. 9.64 | John Axford | 2006 |
| 6. 9.51 | Mark West | 1998-00 |
| 7. 9.36 | Will Frank | 2017-21 |
| 8. 8.55 | Chris Cox | 2007-11 |
| 9. 8.46 | Iannick Remillard | 2013-16 |
| 10. 8.40 | Steve Biancofiore | 1983, 85-87 |

FEWEST WALKS PER NINE INNINGS

(MIN. 60 IP)

| BB/9 | Player | Season(s) |
|----------------|-------------------|----------------|
| 1. 1.81 | Matt Duffy | 2021-22 |
| 2. 1.90 | Doug Carlson | 1980, 82-83 |
| 3. 1.95 | Rohn Pierce | 2012-14 |
| 4. 2.17 | J.P. Stevenson | 2015-18 |
| 5. 2.22 | Shane Davis | 2008-11 |
| 6. 2.44 | Andrew Sipowicz | 2016-19 |
| 7. 2.46 | Kyle Warner | 2017-21 |
| 8. 2.50 | Iannick Remillard | 2013-16 |
| 9. 2.63 | Aaron Casper | 2012-16 |
| 10. 2.63 | Devon Stewart | 2012-15 |

Bold denotes active player

HITS ALLOWED

| Hits | Player | Season(s) |
|---------|-------------------|-----------|
| 1. 419 | Shane Davis | 2008-11 |
| 2. 403 | Mike Goemans | 2007-10 |
| 3. 369 | Devon Stewart | 2012-15 |
| 4. 348 | Alex MacKenzie | 2006-09 |
| 5. 290 | Jeremy Dracup | 2001-03 |
| 6. 284 | Billy Martin | 2010-13 |
| 7. 281 | J.P. Stevenson | 2015-18 |
| 8. 278 | Andrew Sipowicz | 2016-19 |
| 9. 250 | Garrett Cortright | 2011-13 |
| 10. 237 | Matt Weber | 2006-09 |

WALKS ISSUED

| BB | Player | Season(s) |
|--------|----------------|-----------|
| 1. 159 | John Davidson | 1988-91 |
| 2. 135 | Jordan Neufeld | 2003-06 |
| 3. 131 | Matt Weber | 2006-09 |
| 4. 126 | Alex Godzak | 2013-16 |
| 5. 118 | Bruce Axelson | 1992-95 |
| 6. 109 | Tyler Hosick | 2000-03 |
| 7. 107 | Joe Mamott | 1993-94 |
| 107 | Mike Goemans | 2007-10 |
| 9. 106 | Devon Stewart | 2012-15 |
| 10. 99 | Peter Gibbons | 1992-95 |

HOME RUNS ALLOWED

| HR | Player | Season(s) |
|-------|-----------------|-----------|
| 1. 38 | Shane Davis | 2008-11 |
| 2. 33 | Alex MacKenzie | 2006-09 |
| 3. 26 | J.P. Stevenson | 2015-18 |
| 4. 24 | Billy Martin | 2010-13 |
| 5. 23 | Jeremy Dracup | 2001-03 |
| 6. 21 | Mike Goemans | 2007-10 |
| 7. 20 | Mike Robertson | 1987-90 |
| 8. 19 | Andrew Sipowicz | 2016-19 |
| 9. 16 | Scott Karstedt | 1995-99 |
| 16 | Tim Smith | 1999-02 |



2022 CANISIUS BASEBALL GAME NOTES

BATTER INFORMATION

#1 TRENT RUMLEY ► INF ► R/R

5'7" • 170 • FR • COWLESVILLE, N.Y. • ST. MARY'S

- Four-year letterwinner in baseball at St. Mary's ... finished career with .409 batting average
- Earned All-Catholic First Team honors in 2019, while aiding Lancers to first Georgetown Cup (Buffalo Catholic baseball title) in 39 years

RUMLEY'S CAREER STATISTICS

| YEAR | AVG | GP-GS | AB | R | H | 2B | 3B | HR | RBI | SB-ATT |
|-------|------|-------|----|---|---|----|----|----|-----|--------|
| 2022 | | | | | | | | | | |
| TOTAL | .000 | 0-0 | 0 | 0 | 0 | 0 | 0 | 0 | 0 | 0-0 |

#2 GIBSON KRZEMINSKI ► INF/OF ► S/R

5'11" • 205 • GR • TECUMSEH, ONTARIO • IOWA WESTERN CC

at Ohio (Sat.): 0x4, R Hit Streak: -1 (0x4)
Last HR: 4/15/22 vs. Marist (3 games)

- Went 0x4 in second game of DH at Ohio on Sat.
- Recorded base hit as pinch-hitter last Wed. at Niagara
- 2x2, HR, 3 RBI vs. Marist last Fri. (April 15) after entering as def. replacement ... also matched career high for runs (3)

KRZEMINSKI'S CAREER STATISTICS

| YEAR | AVG | GP-GS | AB | R | H | 2B | 3B | HR | RBI | SB-ATT |
|-------|------|-------|-----|----|----|----|----|----|-----|--------|
| 2020 | .275 | 15-14 | 51 | 9 | 14 | 5 | 0 | 1 | 11 | 3-4 |
| 2021 | .216 | 24-21 | 74 | 14 | 16 | 4 | 2 | 1 | 11 | 0-0 |
| 2022 | .269 | 26-18 | 78 | 15 | 21 | 3 | 1 | 4 | 14 | 1-1 |
| TOTAL | .251 | 65-53 | 203 | 38 | 51 | 12 | 3 | 6 | 36 | 4-5 |

CAREER HIGHS

At-Bats 7, at Marshall (3/1/20) 5, (6x), Last: at Quinnipiac (4/3)
Runs 3, (2x), Last: vs. Marist (4/15/22) 3, (2x), Last: vs. Marist (4/15)
Hits 3, at Quinnipiac (4/2/22) 3, at Quinnipiac (4/2)
Doubles 1, (12x), Last: at N.C. A&T (3/19/22) 1, (3x), Last: at NC A&T (3/19)
Triples 1, (3x), Last: at N.C. A&T (3/18/22) 1, at N.C. A&T (3/18)
HR 1, (6x), Last: vs. Marist (4/15/22) 1, (4x), Last: vs. Marist (4/15)
RBI 3, (2x), Last: at Quinnipiac (4/2/22) 3, at Quinnipiac (4/2)

#3 JACK MIGLIORE ► OF ► R/R

6'0" • 190 • R-SO • HAMBURG, N.Y. • HAMBURG

at Ohio (Sat.): DNP Hit Streak: -3 (0x3)
Last HR: —

- Looking for first collegiate hit ... strikeout in last three ABs
- Struck out in both PAs this season (3/1 at West Virginia, 4/12 at St. Bonaventure)
- Drew pair of walks vs. Saint Peter's (5/12/21) ... scored a run

MIGLIORE'S CAREER STATISTICS

| YEAR | AVG | GP-GS | AB | R | H | 2B | 3B | HR | RBI | SB-ATT |
|-------|------|-------|----|---|---|----|----|----|-----|--------|
| 2020 | | | | | | | | | | |
| 2021 | .000 | 2-0 | 1 | 0 | 0 | 0 | 0 | 0 | 0 | 0-0 |
| 2022 | .000 | 2-0 | 2 | 0 | 0 | 0 | 0 | 0 | 0 | 0-0 |
| TOTAL | .000 | 4-0 | 3 | 0 | 0 | 0 | 0 | 0 | 0 | 0-0 |

CAREER HIGHS

At-Bats 1, (3x), Last: at St. Bonaventure (4/12/22) 1, (2x), at SBU (4/12)
Runs 1, vs. Saint Peter's (5/12/21) —

#4 MIKE DeSTEFANO ► OF/INF ► L/R

6'0" • 170 • JR • LIVERPOOL, N.Y. • LIVERPOOL

at Ohio (Sat.): 2x10, 2 R, 3 SO, SB Hit Streak: 4 (6x19)
Last HR: 4/9/22 vs. Iona (8 games)

- Went 2x10 in Sat. DH at Ohio ... scored twice and stole a base
- Batting .316 (6x19) during four-game hit streak
- Drove in team's lone run in last Wed. loss at Niagara
- Had reached base safely in 30 consecutive games earlier in year ... was team's longest since 57-game streak by LIAM WILSON in 2017-18
- 10 multi-hit performances in last 16 games414 (29x70) in span with 4 2B, 2 3B, 3 HR and 21 RBI ... 8 SB in stretch
- 20 runs in last 14 games ... tied program record for runs (5) vs. Marist (April 14)

DeSTEFANO'S CAREER STATISTICS

| YEAR | AVG | GP-GS | AB | R | H | 2B | 3B | HR | RBI | SB-ATT |
|-------|------|-------|-----|----|----|----|----|----|-----|--------|
| 2020 | .292 | 10-7 | 24 | 3 | 7 | 2 | 0 | 1 | 5 | 1-1 |
| 2021 | .283 | 19-16 | 60 | 7 | 17 | 1 | 1 | 0 | 11 | 6-6 |
| 2022 | .349 | 35-35 | 146 | 39 | 51 | 5 | 2 | 6 | 32 | 15-16 |
| TOTAL | .326 | 64-58 | 230 | 49 | 75 | 8 | 3 | 7 | 48 | 22-23 |

CAREER HIGHS

At-Bats 7, at Quinnipiac (4/2/22) 7, at Quinnipiac (4/2)
Runs 5, vs. Marist (4/14/22) 5, vs. Marist (4/14)
Hits 4, vs. Marist (4/14/22) 4, vs. Marist (4/14)
Doubles 1, (8x), Last: vs. Marist (4/14/22) 1, (5x), Last: vs. Marist (4/14)
Triples 1, (3x), Last: vs. Marist (4/16/22) 1, (2x), Last: vs. Marist (4/16)
HR 1, (7x), Last: vs. Iona (4/9/22) 1, (6x), Last: vs. Iona (4/9)
RBI 4, (2x), Last: vs. Iona (4/8/22) 4, (2x), Last: vs. Iona (4/8)

#5 JT ENNEN ► C ► R/R

5'11" • 192 • R-FR • MCKINNEY, TEXAS • JESUIT COLLEGE PREP DALLAS

- Earned two varsity letters at Jesuit College Prep Dallas ... batted .300 and caught 61.1 percent of opponents stealing
- Named to 2020 All-District 9-6A First Team and Baseball Factory All-Southwest Team

ENNEN'S CAREER STATISTICS

| YEAR | AVG | GP-GS | AB | R | H | 2B | 3B | HR | RBI | SB-ATT |
|-------|------|-------|----|---|---|----|----|----|-----|--------|
| 2021 | | | | | | | | | | |
| 2022 | | | | | | | | | | |
| TOTAL | .000 | 0-0 | 0 | 0 | 0 | 0 | 0 | 0 | 0 | 0-0 |

#6 KYLE KUSH ► INF ► L/R

5'9" • 165 • SR • GUELPH, ONTARIO • GUELPH COLLEGIATE VOCATIONAL

at Ohio (Sat.): 0x2, RBI, BB, SO Hit Streak: -1 (0x2)
Last HR: 5/12/21 vs. Saint Peter's (44 games)

- Hitting at a .333 clip (8x24) over last seven games ... has a double, triple and 8 RBI in span
- 13 runs in last 12 games ... five multi-run games in stretch

KUSH'S CAREER STATISTICS

| YEAR | AVG | GP-GS | AB | R | H | 2B | 3B | HR | RBI | SB-ATT |
|-------|------|-------|-----|----|----|----|----|----|-----|--------|
| 2019 | .171 | 15-12 | 35 | 5 | 6 | 0 | 0 | 0 | 2 | 1-3 |
| 2020 | .154 | 12-11 | 39 | 5 | 6 | 0 | 0 | 0 | 1 | 0-0 |
| 2021 | .257 | 29-25 | 74 | 12 | 19 | 4 | 0 | 1 | 12 | 0-0 |
| 2022 | .265 | 33-33 | 117 | 21 | 31 | 5 | 1 | 0 | 15 | 1-1 |
| TOTAL | .234 | 89-81 | 265 | 43 | 62 | 9 | 1 | 1 | 30 | 2-4 |

CAREER HIGHS

At-Bats 7, at Marshall (3/1/20) 6, (3x), Last: vs. Marist (4/15)
Runs 3, vs. Pitt (2/20/22) 3, vs. Pitt (2/20)
Hits 3, (4x), Last: vs. Marist (4/14/22) 3, (3x), Last: vs. Marist (4/14)
Doubles 1, (9x), Last: vs. Marist (4/14/22) 1, (5x), Last: vs. Marist (4/14)
Triples 1, vs. Iona (4/10/22) 1, vs. Iona (4/10)
HR 1, vs. Saint Peter's (5/12/21) —
RBI 3, vs. Marist (4/14/22) 3, vs. Marist (4/14)

#7 MIKE STEFFAN ► 1B/OF ► S/R

6'2" • 200 • GR • WILLIAMSVILLE, N.Y. • WILLIAMSVILLE EAST

at Ohio (Sat.): 3x6, 3 R, 2B, HR, 4 RBI, BB, HBP, SO Hit Streak: 5 (9x22)
Last HR: 4/23/22 at Ohio (62)

- ACCOLADES: MAAC Player of the Week (Feb. 22)
- Recorded 100th career hit in G1 of Sat. DH at Ohio
- Made 100th career start at Niagara on Wed.
- Hits in 12 of last 13 ... batting .431 BA (22x51) in span with 17 runs, 5 2B, 1 3B, 4 HR and 23 RBI
- Drawn 13 free passes (8 BB, 5 HBP) in last 11 games
- Three 5-RBI games this season ... most by a Canisius player since CONNOR PANAS in 2015

STEFFAN'S CAREER STATISTICS

| YEAR | AVG | GP-GS | AB | R | H | 2B | 3B | HR | RBI | SB-ATT |
|-------|------|---------|-----|----|-----|----|----|----|-----|--------|
| 2019 | .217 | 44-40 | 152 | 18 | 33 | 6 | 2 | 0 | 20 | 4-6 |
| 2020 | .278 | 12-10 | 36 | 3 | 10 | 2 | 2 | 0 | 3 | 0-0 |
| 2021 | .209 | 26-21 | 86 | 12 | 18 | 5 | 1 | 3 | 21 | 2-2 |
| 2022 | .342 | 31-31 | 120 | 28 | 41 | 7 | 1 | 7 | 40 | 3-4 |
| TOTAL | .259 | 113-102 | 394 | 61 | 102 | 20 | 6 | 10 | 84 | 9-12 |

CAREER HIGHS

At-Bats 7, at Iona (3/27/21) 6, (3x), Last: vs. Marist (4/15)
Runs 3, (2x), Last: vs. Saint Peter's (5/12/21) 2, (8x), Last: at Ohio (4/23)
Hits 4, vs. Pitt (2/20/22) 4, vs. Pitt (2/20)
Doubles 1, (20x), Last: at Ohio (4/23/22) 1, (7x), Last: at Ohio (4/23)
Triples 1, (5x), Last: vs. Saint Peter's (5/12/21) —
HR 2, vs. Pitt (2/18/22) 2, vs. Pitt (2/18)
RBI 5, (4x), Last: vs. Iona (4/9/22) 5, (3x), Last: vs. Iona (4/9)

#8 MAX GRANT ► INF ► L/R

6'0" • 188 • SO • FREDERICTON, N.B. • VAUXHALL ACADEMY

at Ohio (Sat.): 2x10, R, 2B, 2 RBI, SO Hit Streak: -1 (0x5)
Last HR: 4/15/22 vs. Marist (4 games)

- ACCOLADES: Two-time MAAC Player of the Week (3/1 & 4/19)
- 26th-best second baseman by D1Baseball.com (March 29)
- 29 multi-hit games in 63 career apps (46.0 percent of GP)
- 7-game hit streak snapped last Wed. at Niagara ... first career 3 SO game (only had 5 games with 2 SO prior)
- .438 (21x48) AVG in last 10 games ... 6 2B, 1 3B, 2 HR, 18 RBI
- 8 doubles in last 12 games
- 14 walks in last 16 games ... 3 multi-BB games in span
- 17 runs scored in last 12 games ... 4 multi-run games

GRANT'S CAREER STATISTICS

| YEAR | AVG | GP-GS | AB | R | H | 2B | 3B | HR | RBI | SB-ATT |
|-------|------|-------|-----|----|----|----|----|----|-----|--------|
| 2021 | .386 | 28-26 | 83 | 26 | 32 | 1 | 2 | 0 | 17 | 3-4 |
| 2022 | .400 | 35-35 | 145 | 37 | 58 | 9 | 2 | 7 | 35 | 6-7 |
| TOTAL | .395 | 63-61 | 228 | 63 | 90 | 10 | 4 | 7 | 52 | 9-11 |

CAREER HIGHS

At-Bats 7, at N.C. A&T (3/18/22) 7, at N.C. A&T (3/18)
Runs 4, at Morehead State (2/25/22) 4, at Morehead State (2/25)
Hits 4, (4x), Last: vs. Marist (4/15/22) 4, (4x), Last: vs. Marist (4/15)
Doubles 2, at Quinnipiac (4/3/22) 2, at Quinnipiac (4/3)
Triples 1, (4x), Last: vs. Iona (4/8/22) 1, (2x), Last: vs. Iona (4/8)
HR 1, (7x), Last: vs. Marist (4/15/22) 1, (7x), Last: vs. Marist (4/15)
RBI 5, vs. Marist (4/15/22) 5, vs. Marist (4/15)

#9 COLE SEBASTIAN ► OF ► R/R

6'0" • 170 • FR • ELDRED, PA. • OTTO-ELDRD

at Ohio (Sat.): DNP Hit Streak: -4 (0x4)
Last HR: —

- First collegiate hit came during first start at Charleston Southern (March 13)

SEBASTIAN'S CAREER STATISTICS

| YEAR | AVG | GP-GS | AB | R | H | 2B | 3B | HR | RBI | SB-ATT |
|-------|------|-------|----|---|---|----|----|----|-----|--------|
| 2022 | .111 | 9-1 | 9 | 2 | 1 | 0 | 0 | 0 | 0 | 0-0 |
| TOTAL | .111 | 9-1 | 9 | 2 | 1 | 0 | 0 | 0 | 0 | 0-0 |

SEASON / CAREER HIGHS

At-Bats 4, at Charleston Southern (3/12)
Runs 1, (2x), Last: vs. Iona (4/8)
Hits 1, at Charleston Southern (3/12)
Doubles —
Triples —
HR —
RBI —

#10 MIKE MAZZARA ► C ► R/R

5'11" • 195 • GR • BUFFALO, N.Y. • CANISIUS

at Ohio (Sat.): 0x4, 2 SO Hit Streak: -4 (0x10)
Last HR: 4/9/22 vs. Iona (4 games)

- Hitless in last 10 ABs ... hit at .250 (9x36) clip following 4x33 start to year

MAZZARA'S CAREER STATISTICS

| YEAR | AVG | GP-GS | AB | R | H | 2B | 3B | HR | RBI | SB-ATT |
|-------|------|-------|-----|----|----|----|----|----|-----|--------|
| 2019 | .167 | 6-1 | 6 | 1 | 1 | 0 | 0 | 0 | 0 | 0-0 |
| 2020 | .292 | 9-8 | 24 | 8 | 7 | 0 | 0 | 0 | 2 | 1-1 |
| 2021 | .241 | 26-24 | 79 | 16 | 19 | 5 | 1 | 1 | 14 | 0-0 |
| 2022 | .165 | 25-23 | 79 | 12 | 13 | 3 | 1 | 1 | 5 | 0-0 |
| TOTAL | .213 | 66-56 | 188 | 37 | 40 | 8 | 2 | 2 | 21 | 1-1 |

CAREER HIGHS

At-Bats 6, at Manhattan (3/26/22) 6, at Manhattan (3/26)
Runs 4, vs. Pitt (2/20/22) 4, vs. Pitt (2/20)
Hits 4, vs. Marist (5/21/21) 2, (3x), Last: at Quinnipiac (4/2)
Doubles 1, (8x), Last: at Quinnipiac (4/2/22) 1, (5x), Last: at QU (4/2)
Triples 1, (2x), Last: at N.C. A&T (3/20/22) 1, at N.C. A&T (3/20)
HR 1, (2x), Last: vs. Iona (4/9/22) 1, vs. Iona (4/9)
RBI 5, vs. Marist (5/21/21) 1, (5x), Last: vs. Iona (4/9)



2022 CANISIUS BASEBALL GAME NOTES

BATTER INFORMATION

#11 JACKSON STRONG ► OF ► L/L

6'11" • 185 • FR • WEST SENECA, N.Y. • WEST SENECA EAST
at Ohio (Sat.): DNP Hit Streak: 1 (1x2)
Last HR: —

- Hit first collegiate extra-base hit vs. Marist (April 15)
- Scored five runs and drawn four walks in last two games
- First collegiate hit at No. 20 Liberty (March 6)

STRONG'S CAREER STATISTICS

| Year | AVG | GP-GS | AB | R | H | 2B | 3B | HR | RBI | SB-ATT |
|-------|------|-------|----|---|---|----|----|----|-----|--------|
| 2022 | .118 | 12-3 | 17 | 7 | 2 | 1 | 0 | 0 | 1 | 1-1 |
| TOTAL | .118 | 12-3 | 17 | 7 | 2 | 1 | 0 | 0 | 1 | 1-1 |

SEASON / CAREER HIGHS

| | | |
|---------|----------------------------------|--|
| At-Bats | 4, (2x), Last: vs. Cornell (4/5) | |
| Runs | 3, vs. Iona (4/9) | |
| Hits | 1, (2x), Last: vs. Marist (4/15) | |
| Doubles | 1, vs. Marist (4/15) | |
| Triples | — | |
| HR | — | |
| RBI | 1, at Charleston Southern (3/12) | |

#12 KENNY DODSON ► INF/OF ► R/R

5'10" • 155 • JR • AIRMONT, N.Y. • SUFFERN
at Ohio (Sat.): 2x4, R, BB, SO, SB Hit Streak: -1 (0x1)
Last HR: —

- 2x3 with run, walk and SB in opening game of Sat. DH at Ohio
- 4 RBI in last six appearances
- Logged pinch-hit 2-run double vs. Iona (April 9)

DODSON'S CAREER STATISTICS

| Year | AVG | GP-GS | AB | R | H | 2B | 3B | HR | RBI | SB-ATT |
|-------|------|-------|----|----|----|----|----|----|-----|--------|
| 2020 | .500 | 5-0 | 4 | 0 | 2 | 0 | 0 | 0 | 3 | 0-0 |
| 2021 | .344 | 18-7 | 32 | 8 | 11 | 4 | 0 | 0 | 4 | 3-3 |
| 2022 | .278 | 18-9 | 36 | 5 | 10 | 2 | 0 | 0 | 6 | 2-2 |
| TOTAL | .319 | 41-16 | 72 | 13 | 23 | 6 | 0 | 0 | 13 | 5-5 |

CAREER HIGHS

| | | |
|---------|----------------------------------|-------------------------------|
| At-Bats | 6, at Monmouth (5/15/21) | 5, at Manhattan (3/26) |
| Runs | 2, at Manhattan (3/26/22) | 2, at Manhattan (3/26) |
| Hits | 2, (4x), Last: at Ohio (4/23/22) | 2, (4x), Last: at Ohio (4/23) |
| Doubles | 1, (6x), Last: vs. Iona (4/9/22) | 1, (2x), Last: vs. Iona (4/9) |
| Triples | — | — |
| HR | — | — |
| RBI | 3, vs. UMass Lowell (2/15/20) | 2, vs. Iona (4/9) |

#13 JAKE ZURAT ► C ► R/R

5'10" • 196 • GR • EAST AMHERST, N.Y. • WILLIAMSVILLE NORTH
at Ohio (Sat.): 1x4, BB, SO, SB Hit Streak: 4 (4x12)
Last HR: 3/1/20 at Marshall (27 games)

- .333 (4x12) AVG and .600 OBP during four-game hit streak ... scored five runs and drawn 8 free passes (5 BB, 3 HBP) in span
- Logged SB at Ohio in G2 of last Sat. DH ... first SB since 3/1/20 at Marshall
- Drawn nine free passes (6 BB, 3 HBP) in last six games

ZURAT'S CAREER STATISTICS

| Year | AVG | GP-GS | AB | R | H | 2B | 3B | HR | RBI | SB-ATT |
|-------|------|-------|----|----|----|----|----|----|-----|--------|
| 2018 | .250 | 5-0 | 4 | 0 | 1 | 0 | 0 | 0 | 0 | 0-0 |
| 2019 | .143 | 4-3 | 7 | 2 | 1 | 1 | 0 | 0 | 0 | 0-0 |
| 2020 | .500 | 2-1 | 6 | 1 | 3 | 1 | 0 | 1 | 3 | 1-1 |
| 2021 | .211 | 10-5 | 19 | 3 | 4 | 1 | 0 | 0 | 2 | 0-1 |
| 2022 | .200 | 18-10 | 40 | 10 | 8 | 1 | 0 | 0 | 2 | 1-2 |
| TOTAL | .224 | 39-19 | 76 | 16 | 17 | 4 | 0 | 1 | 7 | 2-4 |

CAREER HIGHS

| | | |
|---------|---------------------------------------|----------------------------------|
| At-Bats | 5, (3x), Last: at Quinnipiac (4/3/22) | 5, (2x), at Quinnipiac (4/3) |
| Runs | 3, vs. Marist (4/14/22) | 3, vs. Marist (4/14) |
| Hits | 3, (2x), Last: at Quinnipiac (4/2/22) | 3, at Quinnipiac (4/2) |
| Doubles | 1, (4x), Last: at Quinnipiac (4/2/22) | 1, at Quinnipiac (4/2) |
| Triples | — | — |
| HR | 1, at Marshall (3/1/20) | — |
| RBI | 3, at Marshall (3/1/20) | 1, (2x), Last: vs. Marist (4/14) |

#15 BRENNAN CHISHOLM ► INF/OF ► R/R

5'9" • 165 • JR • N. CHATHAM, MASS. • NORTHERN ESSEX CC
at Ohio (Sat.): 2x5, 2 R, 3 SO Hit Streak: 2 (3x7)
Last HR: 4/8/22 vs. Iona (6 games)

- 2x5 in G1 of last Sat. DH at Ohio ... scored two runs, 3 SO
- First career multi-RBI game at St. Bonaventure (April 12) ... logged pinch-hit, two-run single
- .400 (12x30) in last 11 games with an at-bat

CHISHOLM'S CAREER STATISTICS

| Year | AVG | GP-GS | AB | R | H | 2B | 3B | HR | RBI | SB-ATT |
|-------|------|-------|----|----|----|----|----|----|-----|--------|
| 2021 | .214 | 13-1 | 14 | 4 | 3 | 0 | 0 | 0 | 3 | 3-3 |
| 2022 | .364 | 15-5 | 33 | 8 | 12 | 2 | 0 | 1 | 4 | 3-4 |
| TOTAL | .319 | 28-6 | 47 | 12 | 15 | 2 | 0 | 1 | 7 | 6-7 |

CAREER HIGHS

| | | |
|---------|-------------------------------------|----------------------------------|
| At-Bats | 5, (2x), Last: at Ohio (4/23/22) | 5, (2x), Last: at Ohio (4/23) |
| Runs | 2, (3x), Last: at Ohio (4/23/22) | 2, (3x), Last: at Ohio (4/23) |
| Hits | 2, (4x), Last: at Ohio (4/23/22) | 2, (4x), Last: at Ohio (4/23) |
| Doubles | 1, (2x), Last: vs. Cornell (4/5/22) | 1, (2x), Last: vs. Cornell (4/5) |
| Triples | — | — |
| HR | 1, vs. Iona (4/8/22) | 1, vs. Iona (4/8) |
| RBI | 2, vs. St. Bonaventure (4/12/22) | 2, vs. St. Bonaventure (4/12) |

#17 VINNY CHIARENZA ► 1B/OF ► R/R

6'2" • 210 • GR • GRAND ISLAND, N.Y. • NIAGARA COUNTY CC
at Ohio (Sat.): 0x4, BB, 3 SO Hit Streak: -1 (0x4)
Last HR: 4/16/22 vs. Marist (1 game)

- Had 7-game hit streak snapped last Sat. at Ohio
- .360 (9x25) in last 8 games ... 2 2B, 2 HR, 11 RBI in span
- 15 RBI in last 11 ... 11 in last eight ... RBI in six of last eight
- Six XBH in last 11 games (3 2B, 1 3B, 2 HR)

CHIARENZA'S CAREER STATISTICS

| Year | AVG | GP-GS | AB | R | H | 2B | 3B | HR | RBI | SB-ATT |
|-------|------|-------|-----|----|----|----|----|----|-----|--------|
| 2020 | .174 | 13-5 | 23 | 2 | 4 | 0 | 0 | 0 | 4 | 1-1 |
| 2021 | .330 | 35-35 | 112 | 31 | 37 | 5 | 1 | 9 | 33 | 3-5 |
| 2022 | .264 | 30-28 | 110 | 17 | 29 | 6 | 1 | 3 | 24 | 2-2 |
| TOTAL | .286 | 78-68 | 245 | 50 | 70 | 11 | 2 | 12 | 61 | 6-8 |

CAREER HIGHS

| | | |
|---------|---------------------------------------|----------------------------------|
| At-Bats | 7, at N.C. A&T (3/18/22) | 7, at N.C. A&T (3/18) |
| Runs | 4, at Charleston Southern (3/12/22) | 4, at CSU (3/12) |
| Hits | 3, (3x), Last: vs. Iona (4/8/22) | 3, (2x), Last: vs. Iona (4/8) |
| Doubles | 1, (11x), Last: vs. Iona (4/8/22) | 1, (6x), Last: vs. Iona (4/8) |
| Triples | 1, (2x), Last: at Manhattan (3/26/22) | 1, at Manhattan (3/26) |
| HR | 2, at Monmouth (5/15/21) | 1, (3x), Last: vs. Marist (4/16) |
| RBI | 6, at Monmouth (5/15/21) | 4, at Manhattan (3/26) |

#18 CARLIN DICK ► OF ► L/L

5'8" • 215 • SO • ABBOTSFORD, B.C. • VAUXHALL ACADEMY
at Ohio (Sat.): 2x7, R, 2B, RBI, HBP, SO Hit Streak: 1 (2x4)
Last HR: 5/20/21 vs. Marist (36 games)

- Six of last 10 hits have been an XBH (6 2B)
- 37.2 percent of career hits have been 2B ... 44.2 percent of 43 career hits have gone for extra bases (16 2B, 1 3B, 2 HR)

DICK'S CAREER STATISTICS

| Year | AVG | GP-GS | AB | R | H | 2B | 3B | HR | RBI | SB-ATT |
|-------|------|-------|-----|----|----|----|----|----|-----|--------|
| 2021 | .348 | 23-17 | 69 | 22 | 24 | 8 | 1 | 2 | 12 | 2-2 |
| 2022 | .190 | 31-27 | 100 | 15 | 19 | 8 | 0 | 0 | 10 | 1-1 |
| TOTAL | .254 | 54-44 | 169 | 37 | 43 | 16 | 1 | 2 | 22 | 3-3 |

CAREER HIGHS

| | | |
|---------|--|----------------------------------|
| At-Bats | 6, at Morehead State (2/25/22) | 6, at Morehead State (2/25) |
| Runs | 5, vs. Saint Peter's (5/12/21) | 2, (4x), Last: vs. Marist (4/16) |
| Hits | 3, (3x), Last: at Morehead St. (2/25/22) | 3, at Morehead St. (2/25) |
| Doubles | 2, vs. Niagara (4/7/21) | 1, (8x), Last: at Ohio (4/23) |
| Triples | 1, vs. Saint Peter's (5/12/21) | — |
| HR | 1, (2x), Last: vs. Marist (5/20/21) | — |
| RBI | 2, (4x), Last: at Quinnipiac (4/2/22) | 2, (2x), Last: at QU (4/2) |

#22 TREVOR HENNEMAN ► C/1B ► R/R

6'0" • 208 • SR • PAINTED POST, N.Y. • CORNING-PAINTED POST
at Ohio (Sat.): 0x3, BB, 2 SO Hit Streak: -2 (0x5)
Last HR: 4/15/22 vs. Marist (3 games)

- .375 (12x32) with 11 RBI in last 10 games with an at-bat
- Plated Canisius' lone run on Wed. at Niagara
- 2x3 with HR, 5 RBI after appearing as defensive replacement vs. Marist (April 15) ... hit first career grand slam in game

HENNEMAN'S CAREER STATISTICS

| Year | AVG | GP-GS | AB | R | H | 2B | 3B | HR | RBI | SB-ATT |
|-------|------|-------|-----|----|----|----|----|----|-----|--------|
| 2019 | .311 | 17-13 | 45 | 9 | 14 | 5 | 0 | 1 | 8 | 2-2 |
| 2020 | .316 | 7-6 | 19 | 0 | 6 | 2 | 0 | 0 | 1 | 1-1 |
| 2021 | .333 | 2-1 | 3 | 1 | 1 | 0 | 0 | 0 | 1 | 0-0 |
| 2022 | .279 | 16-12 | 43 | 13 | 12 | 1 | 0 | 2 | 11 | 0-0 |
| TOTAL | .300 | 43-32 | 110 | 23 | 33 | 8 | 0 | 3 | 21 | 3-3 |

CAREER HIGHS

| | | |
|---------|--------------------------------------|-----------------------------------|
| At-Bats | 5, vs. Kent State (4/9/19) | 4, (4x), Last: vs. Marist (4/16) |
| Runs | 2, (5x), Last: at St. Bona (4/12/12) | 2, (4x), Last: at St. Bona (4/12) |
| Hits | 2, (10x), Last: vs. Marist (4/15/12) | 2, (5x), Last: vs. Marist (4/15) |
| Doubles | 2, at Indiana (3/16/19) | 1, at St. Bonaventure (4/12) |
| Triples | — | — |
| HR | 1, (3x), Last: vs. Marist (4/15/22) | 1, (2x), Last: vs. Marist (4/15) |
| RBI | 5, vs. Marist (4/15/22) | 5, vs. Marist (4/15) |

#24 JOSH NILES ► INF ► R/R

6'3" • 185 • R-FR • ST. THOMAS, ONTARIO • ST. JOSEPH'S
at Ohio (Sat.): DNP Hit Streak: -1 (0x1)
Last HR: —

- Eight-game hit streak snapped at Niagara last Wed.
- .346 BA (9x26) in last nine games ... 3 2B, 5 RBI, 4 BB, 5 HBP, .514 OBP in span

NILES' CAREER STATISTICS

| Year | AVG | GP-GS | AB | R | H | 2B | 3B | HR | RBI | SB-ATT |
|-------|--------------------------|-------|----|---|----|----|----|----|-----|--------|
| 2021 | DID NOT APPEAR IN A GAME | | | | | | | | | |
| 2022 | .284 | 22-15 | 67 | 9 | 19 | 4 | 1 | 0 | 16 | 1-1 |
| TOTAL | .284 | 22-15 | 67 | 9 | 19 | 4 | 1 | 0 | 16 | 1-1 |

SEASON / CAREER HIGHS

| | | |
|---------|--|--|
| At-Bats | 5, (4x), Last: at Charleston Southern (3/12) | |
| Runs | 2, (2x), Last: at St. Bonaventure (4/12) | |
| Hits | 2, (3x), Last: vs. Marist (4/14) | |
| Doubles | 1, (4x), Last: vs. Marist (4/16) | |
| Triples | 1, at Charleston Southern (3/12) | |
| HR | — | |
| RBI | 2, (3x), Last: vs. Iona (4/10) | |

#29 DYLAN VINCENT ► OF/1B ► L/R

6'0" • 215 • SR • ELDRED, PA. • OLEAN
at Ohio (Sat.): 2x7, R, RBI, HBP, SO Hit Streak: -1 (0x3)
Last HR: 4/26/21 vs. Rider (44 games)

- Hits in 20 of last 28 ... batting .336 (37x110) after 0x11 start
- Played 100th career game on April 15 vs. Marist

VINCENT'S CAREER STATISTICS

| Year | AVG | GP-GS | AB | R | H | 2B | 3B | HR | RBI | SB-ATT |
|-------|------|--------|-----|----|----|----|----|----|-----|--------|
| 2019 | .225 | 31-22 | 80 | 15 | 18 | 5 | 0 | 0 | 6 | 0-2 |
| 2020 | .256 | 14-11 | 39 | 6 | 10 | 0 | 0 | 0 | 2 | 1-1 |
| 2021 | .241 | 27-20 | 79 | 18 | 19 | 5 | 2 | 1 | 13 | 6-7 |
| 2022 | .307 | 30-28 | 114 | 18 | 35 | 5 | 1 | 0 | 9 | 8-9 |
| TOTAL | .263 | 102-81 | 312 | 57 | 82 | 15 | 3 | 1 | 30 | 15-19 |

CAREER HIGHS

| | | |
|---------|--|----------------------------------|
| At-Bats | 7, at Iona (3/27/21) | 6, vs. Marist (4/14) |
| Runs | 3, (3x), Last: at Quinnipiac (4/2/22) | 3, at Quinnipiac (4/2) |
| Hits | 4, at Manhattan (3/26/22) | 4, at Manhattan (3/26) |
| Doubles | 2, (2x), Last: vs. SPU (5/12/21) | 1, (5x), Last: vs. Marist (4/14) |
| Triples | 1, (3x), Last: at West Virginia (3/1/22) | 1, at West Virginia (3/1) |
| HR | 1, vs. Rider (4/26/21) | — |
| RBI | 3, vs. Saint Peter's (5/12/21) | 2, at N.C. A&T (3/20) |

#37 ALEX TERRY-EMANUEL ► INF ► R/R

5'10" • 180 • FR • HYATTSVILLE, MD. • THE HEIGHTS SCHOOL
► Four-year letterwinner at The Heights School ... three-time WCAC All-Conference honoree and three-year team captain

- Batted .423 in senior campaign ... hit 13 extra-base hits, two of which were home runs
- Finished prep career with .345 batting average and five HR

TERRY-EMANUEL'S CAREER STATISTICS

| Year | AVG | GP-GS | AB | R | H | 2B | 3B | HR | RBI | SB-ATT |
|-------|----------------------------|-------|----|---|---|----|----|----|-----|--------|
| 2022 | HAS NOT APPEARED IN A GAME | | | | | | | | | |
| TOTAL | .000 | 0-0 | 0 | 0 | 0 | 0 | 0 | 0 | 0 | 0-0 |



PITCHER INFORMATION

#14 MATT DUFFY ► RHP

6'1" • 195 • SO • BURLINGTON, ONTARIO • ASSUMPTION CATHOLIC

Last Outing: 4/23/22 at Ohio: 6 IP, 8 H, 5 R, 4 ER, 1 BB, 6 SO, 78 pitches
 ► 6+ IP and 6+ SO in 10 of last 11 outings (all starts) ... 9+ SO in 3 of last 4

► 80 SO this year ... 4th all-time in single season
 ► 11.49 SO/9 this season ... 11.04 career SO/9 figure

DUFFY'S CAREER STATISTICS

| YEAR | ERA | W-L | SV | APP | GS | IP | H | R | ER | BB | SO |
|--------------|-------------|------------|----------|-----------|-----------|-----------------------------------|-----------|-----------|-----------|-----------|------------|
| 2021 | 2.67 | 3-0 | 0 | 6 | 3 | 27 | 21 | 9 | 8 | 5 | 30 |
| 2022 | 3.73 | 4-2 | 0 | 10 | 10 | 62 $\frac{2}{3}$ | 52 | 32 | 26 | 13 | 80 |
| TOTAL | 3.41 | 7-2 | 0 | 16 | 13 | 89$\frac{2}{3}$ | 73 | 41 | 34 | 18 | 110 |

CAREER HIGHS

| | | |
|------|----------------------------------|----------------------------------|
| IP | 9, at Fairfield (5/26/21) | 8, at Charleston Southern (3/12) |
| Hits | 8, at Ohio (4/23/22) | 8, at Ohio (4/23) |
| Runs | 5, (3x), Last: at Ohio (4/23/22) | 5, (3x), Last: at Ohio (4/23) |
| ER | 5, vs. Iona (4/8/22) | 5, vs. Iona (4/8) |
| BB | 3, at Liberty (3/4/22) | 3, at Liberty (3/4/22) |
| SO | 12, at Quinnipiac (4/2/22) | 12, at Quinnipiac (4/2) |

#16 BRETT KOCHANSKI ► RHP

5'11" • 167 • SR • CHEEKTOWAGA, N.Y. • CLEVELAND HILL

Last Outing: 4/23/22 at Ohio: 3 IP, 3 H, 1 R, 3 BB, 0 SO, 30 pitches
 ► Hometown pronunciation: Cheek-TOE-wah-gah
 ► Matched career-high 3 IP in last outing at Ohio last Sat.
 ► Logged first collegiate win vs. Marist (April 16) ... 2 $\frac{1}{2}$ IP, 2 H, 1 R, 1 BB, 2 SO

► .202 opposing batting average — second-lowest on team
 ► 2+ IP in 8 of 10 outings this year

KOCHANSKI'S CAREER STATISTICS

| YEAR | ERA | W-L | SV | APP | GS | IP | H | R | ER | BB | SO |
|--------------|-------------|------------|----------|-----------|----------|-----------------------------------|-----------|-----------|-----------|-----------|-----------|
| 2019 | 6.10 | 0-1 | 0 | 7 | 2 | 10 $\frac{1}{3}$ | 7 | 7 | 7 | 7 | 4 |
| 2020 | 11.81 | 0-1 | 0 | 5 | 0 | 5 $\frac{1}{2}$ | 10 | 11 | 7 | 5 | 2 |
| 2021 | 7.43 | 0-1 | 0 | 9 | 0 | 13 $\frac{1}{3}$ | 13 | 12 | 11 | 10 | 12 |
| 2022 | 2.38 | 1-0 | 2 | 10 | 0 | 22 $\frac{2}{3}$ | 17 | 10 | 6 | 15 | 25 |
| TOTAL | 5.40 | 1-3 | 2 | 31 | 2 | 51$\frac{1}{3}$ | 47 | 40 | 31 | 37 | 43 |

CAREER HIGHS

| | | |
|------|---------------------------------------|---------------------------------|
| IP | 3, (5x), Last: at Manhattan (3/26/22) | 3, (2x), Last: at MAN (3/26) |
| Hits | 5, at Kansas State (3/20/19) | 4, at Morehead State (2/25) |
| Runs | 4, at Kansas State (3/20/19) | 3, (2x), Last: at NC A&T (3/18) |
| ER | 4, at Kansas State (3/20/19) | 3, at Morehead State (2/25) |
| BB | 3, (5x), Last: at Manhattan (3/26/22) | 3, (2x), Last: at MAN (3/26) |
| SO | 6, at Monmouth (5/15/21) | 4, (4x), Last: at Liberty (3/6) |

#19 TOM PELTIER ► LHP

6'1" • 165 • JR • WHEATFIELD, N.Y. • NIAGARA WHEATFIELD

Last Outing: 4/23/22 at Ohio: 1 IP, 1 H, 1 R, 2 BB, 0 SO, 20 pitches
 ► Team-high 16 appearances this season ... 2 of which are starts
 ► 16 SO over 12 $\frac{1}{2}$ IP in last six outings ... career-high 6 SO at Quinnipiac (April 3)

► Multiple strikeouts in 5 of last 7 outings ... 11.13 SO/9 this year

PELTIER'S CAREER STATISTICS

| YEAR | ERA | W-L | SV | APP | GS | IP | H | R | ER | BB | SO |
|--------------|-------------|------------|----------|-----------|----------|------------------|-----------|-----------|-----------|-----------|-----------|
| 2020 | 4.50 | 0-1 | 0 | 5 | 0 | 12 | 8 | 6 | 6 | 11 | 12 |
| 2021 | 5.40 | 1-1 | 0 | 11 | 3 | 18 $\frac{1}{2}$ | 18 | 13 | 11 | 11 | 6 |
| 2022 | 3.38 | 0-1 | 2 | 16 | 2 | 26 $\frac{2}{3}$ | 27 | 15 | 10 | 17 | 33 |
| TOTAL | 4.18 | 1-3 | 2 | 29 | 5 | 56 | 52 | 33 | 26 | 37 | 51 |

CAREER HIGHS

| | | |
|------|-------------------------------------|------------------------------------|
| IP | 6, at Niagara (4/14/21) | 4, vs. Iona (4/10) |
| Hits | 5, vs. Iona (4/10/22) | 5, vs. Iona (4/10) |
| Runs | 4, (2x), Last: vs. Marist (4/15/22) | 4, (2x), Last: vs. Marist (4/15) |
| ER | 4, vs. Quinnipiac (5/9/21) | 3, vs. Iona (4/10) |
| BB | 5, at Marshall (3/1/20) | 3, (3x), Last: at Quinnipiac (4/3) |
| SO | 6, at Quinnipiac (4/3/22) | 6, at Quinnipiac (4/3) |

#20 DAVID YANKOWSKI ► RHP

5'10" • 180 • SR • VALATIE, N.Y. • ICHABOD CRANE

Last Outing: 4/23/22 at Ohio: 2 $\frac{1}{2}$ IP, 3 H, 1 R, 2 BB, 2 SO, 39 pitches
 ► Hometown pronunciation: Vuh-LAY-shuh
 ► 2+ IP in 7 of last 9 outings ... 2+ SO in 6 of last 8
 ► Gave up career-high 5 H, 7 R on April 14 (vs. Marist)

YANKOWSKI'S CAREER STATISTICS

| YEAR | ERA | W-L | SV | APP | GS | IP | H | R | ER | BB | SO |
|--------------|-------------|------------|----------|-----------|----------|------------------|-----------|-----------|-----------|-----------|-----------|
| 2019 | 6.38 | 1-2 | 0 | 15 | 0 | 18 $\frac{1}{2}$ | 19 | 19 | 13 | 14 | 12 |
| 2020 | 5.19 | 1-0 | 0 | 6 | 0 | 8 $\frac{1}{2}$ | 10 | 7 | 5 | 6 | 9 |
| 2021 | 0.00 | 0-0 | 0 | 2 | 0 | 1 $\frac{1}{2}$ | 0 | 0 | 0 | 0 | 1 |
| 2022 | 6.75 | 2-2 | 0 | 13 | 0 | 26 $\frac{2}{3}$ | 31 | 24 | 20 | 22 | 25 |
| TOTAL | 6.22 | 4-4 | 0 | 36 | 0 | 55 | 60 | 50 | 38 | 42 | 47 |

CAREER HIGHS

| | | |
|------|---|--------------------------------|
| IP | 3, (4x), Last: vs. Iona (4/10/22) | 3, (2x), Last: vs. Iona (4/10) |
| Hits | 5, (2x), Last: vs. Marist (4/14/22) | 5, vs. Marist (4/14) |
| Runs | 7, vs. Marist (4/14/22) | 7, vs. Marist (4/14) |
| ER | 7, vs. Marist (4/14/22) | 7, vs. Marist (4/14) |
| BB | 4, (2x), Last: vs. Pitt (2/18/22) | 4, vs. Pitt (2/18) |
| SO | 5, (2x), Last: vs. UMass Lowell (2/14/20) | 4, (2x), Last: at MAN (3/27) |

#21 LEVI ABBOTT ► RHP

6'3" • 194 • SO • LETHBRIDGE, ALBERTA • VAUXHALL ACADEMY

Last Outing: 4/23/22 at Ohio: 1 IP, 1 H, 0 R, 0 BB, 1 SO, 11 pitches
 ► No runs allowed over last 6 $\frac{1}{2}$ IP (4 games)
 ► 9 SO in last four ... 2+ SO in 13 of 17 outings ... 1 SO in other 4

ABBOTT'S CAREER STATISTICS

| YEAR | ERA | W-L | SV | APP | GS | IP | H | R | ER | BB | SO |
|--------------|-------------|------------|----------|-----------|----------|------------------|-----------|-----------|-----------|-----------|-----------|
| 2021 | 4.64 | 2-1 | 0 | 8 | 0 | 21 $\frac{1}{2}$ | 18 | 12 | 11 | 7 | 19 |
| 2022 | 11.88 | 1-3 | 0 | 9 | 2 | 16 $\frac{1}{2}$ | 24 | 24 | 22 | 22 | 19 |
| TOTAL | 7.82 | 3-4 | 0 | 17 | 2 | 38 | 42 | 36 | 33 | 29 | 38 |

CAREER HIGHS

| | | |
|------|-------------------------------------|---------------------------------|
| IP | 5, at Iona (3/27/21) | 4, at Morehead State (2/26) |
| Hits | 5, (3x), Last: at NC A&T (3/19/22) | 5, (3x), Last: at NC A&T (3/19) |
| Runs | 9, vs. Pitt (2/19/22) | 9, vs. Pitt (2/19) |
| ER | 9, vs. Pitt (2/19/22) | 9, vs. Pitt (2/19) |
| BB | 7, vs. Pitt (3/19/22) | 7, vs. Pitt (3/19/22) |
| SO | 4, (4x), Last: vs. Marist (4/15/22) | 4, vs. Marist (4/15) |

#23 JEFF DeSTEFANO ► LHP

6'2" • 207 • GR • LIVERPOOL, N.Y. • LIVERPOOL

Last Outing: 4/20/22 at Niagara: 2 IP, 2 H, 1 R, 1 BB, 2 SO
 ► 3 H, 2 R, 1 ER allowed in last 4 $\frac{1}{2}$ IP over last four outings
 ► Nine strikeouts in last five games

DeSTEFANO'S CAREER STATISTICS

| YEAR | ERA | W-L | SV | APP | GS | IP | H | R | ER | BB | SO |
|--------------|-------------|------------|----------|-----------|----------|-----------------------------------|-----------|-----------|-----------|-----------|-----------|
| 2018 | 10.80 | 0-0 | 0 | 4 | 0 | 5 | 7 | 6 | 6 | 2 | 2 |
| 2019 | 7.29 | 1-2 | 0 | 11 | 4 | 21 | 26 | 20 | 17 | 20 | 21 |
| 2020 | 12.46 | 0-1 | 0 | 4 | 0 | 8 $\frac{1}{2}$ | 14 | 12 | 12 | 9 | 4 |
| 2021 | 1.23 | 0-0 | 0 | 6 | 1 | 7 $\frac{1}{2}$ | 6 | 4 | 1 | 6 | 5 |
| 2022 | 6.10 | 0-0 | 0 | 8 | 0 | 10 $\frac{1}{2}$ | 8 | 8 | 7 | 6 | 10 |
| TOTAL | 7.39 | 1-3 | 0 | 33 | 5 | 52$\frac{1}{2}$ | 61 | 50 | 43 | 43 | 42 |

CAREER HIGHS

| | | |
|------|--------------------------------------|------------------------------------|
| IP | 4, (2x), Last: at Winthrop (2/22/20) | 3, at Quinnipiac (4/2) |
| Hits | 6, at Winthrop (2/22/20) | 3, at Quinnipiac (4/2) |
| Runs | 6, at St. Bonaventure (5/6/18) | 2, (3x), Last: at Quinnipiac (4/2) |
| ER | 6, at St. Bonaventure (5/6/18) | 2, (3x), Last: at Quinnipiac (4/2) |
| BB | 5, at Kentucky (3/2/19) | 3, vs. Pitt (2/20) |
| SO | 5, at Kansas State (3/20/19) | 3, vs. Iona (4/10) |

#25 CHRIS POULIOT ► LHP

6'0" • 175 • JR • BOISCHATEL, QUÉBEC • PITTSBURGH

Last Outing: 4/15/22 vs. Marist: 2 $\frac{1}{2}$ IP, 5 H, 8 R, 2 ER, 2 BB, 3 SO, 64 pitches
 ► Wins in 5 of last 6 ... 3.56 ERA over 30.1 IP with 30 SO, 12 BB
 ► Logged 6 IP in 3 of last 5 games

POULIOT'S CAREER STATISTICS

| YEAR | ERA | W-L | SV | APP | GS | IP | H | R | ER | BB | SO |
|--------------|-----------------------------|------------|----------|-----------|-----------|------------------|-----------|-----------|-----------|-----------|-----------|
| 2020* | DID NOT APPEAR IN ANY GAMES | | | | | | | | | | |
| 2021* | 11.88 | 2-0 | 0 | 7 | 1 | 8 $\frac{1}{2}$ | 15 | 13 | 11 | 6 | 2 |
| 2022 | 4.87 | 6-2 | 0 | 9 | 9 | 40 $\frac{1}{2}$ | 41 | 34 | 22 | 20 | 44 |
| TOTAL | 6.06 | 8-2 | 0 | 16 | 10 | 49 | 56 | 47 | 33 | 26 | 46 |

* - Denotes played at Pitt

CAREER HIGHS

| | | |
|------|---------------------------------------|---------------------------------|
| IP | 7, at North Carolina A&T (3/20/22) | 7, at North Carolina A&T (3/20) |
| Hits | 8, at Charleston Southern (3/13/22) | 8, at CSU (3/13) |
| Runs | 8, vs. Marist (4/15/22) | 8, vs. Marist (4/15) |
| ER | 5, (2x), Last: at Liberty (3/6/22) | 5, at Liberty (3/6) |
| BB | 5, vs. Pitt (2/20/22) | 5, vs. Pitt (2/20) |
| SO | 8, (3x), Last: at Quinnipiac (4/2/22) | 8, (3x), Last: at QU (4/2) |

#26 AARON DUFFY ► RHP

6'4" • 202 • FR • BURLINGTON, ONTARIO • ASSUMPTION CATHOLIC

Last Outing: 4/20/22 at Niagara: L, 2 IP, 5 H, 2 R, 0 BB, 1 SO
 ► ACCOLADES: MAAC Rookie of the Week (March 1)
 ► Issued just 3 BB in last 14 $\frac{1}{2}$ IP over last five outings ... 0 BB in last 7 $\frac{1}{2}$ IP
 ► Season-high six SO at Morehead State (Feb. 26)

DUFFY'S CAREER STATISTICS

| YEAR | ERA | W-L | SV | APP | GS | IP | H | R | ER | BB | SO |
|--------------|-------------|------------|----------|----------|----------|-----------|-----------|-----------|-----------|----------|-----------|
| 2022 | 7.33 | 0-4 | 0 | 8 | 8 | 27 | 36 | 27 | 22 | 9 | 19 |
| TOTAL | 7.33 | 0-4 | 0 | 8 | 8 | 27 | 36 | 27 | 22 | 9 | 19 |

SEASON/CAREER HIGHS

| | |
|------|----------------------------------|
| IP | 5, (3x), Last: vs. Cornell (4/5) |
| Hits | 9, vs. Cornell (4/5) |
| Runs | 6, at Liberty (3/5) |
| ER | 6, at Liberty (3/5) |
| BB | 3, at Liberty (3/5) |
| SO | 6, at Morehead State (2/26) |

#27 ROCKNE SEIDEL ► RHP

6'1" • 190 • JR • EDINBORO, PA. • CATHEDRAL PREP

Last Outing: 4/2/22 at Quinnipiac: $\frac{1}{2}$ IP, 1 H, 4 R, 4 BB, 1 SO
 ► $\frac{1}{2}$ IP in last two outings (3/5 at Liberty & 4/2 at Quinnipiac) ... 1 H, 8 R, 7 ER, 7 BB, 1 SO

SEIDEL'S CAREER STATISTICS

| YEAR | ERA | W-L | SV | APP | GS | IP | H | R | ER | BB | SO |
|--------------|--------------|------------|----------|----------|----------|-----------------|-----------|-----------|-----------|-----------|----------|
| 2020 | 16.20 | 0-1 | 0 | 3 | 2 | 5 | 6 | 11 | 9 | 7 | 5 |
| 2021 | 5.40 | 0-0 | 0 | 2 | 0 | 1 $\frac{1}{2}$ | 2 | 1 | 1 | 3 | 0 |
| 2022 | 30.86 | 0-0 | 0 | 3 | 0 | 2 $\frac{1}{2}$ | 3 | 9 | 8 | 9 | 1 |
| TOTAL | 18.00 | 0-1 | 0 | 8 | 2 | 9 | 11 | 21 | 18 | 10 | 6 |

CAREER HIGHS

| | | |
|------|--|------------------------------------|
| IP | 3 $\frac{1}{2}$, vs. UMass Lowell (2/16/20) | 2, at Morehead State (2/26) |
| Hits | 5, at Winthrop (2/22/20) | 2, at Morehead State (2/26) |
| Runs | 6, at Winthrop (2/22/20) | 4, (2x), Last: at Quinnipiac (4/2) |
| ER | 5, at Winthrop (2/22/20) | 4, at Quinnipiac (4/2) |
| BB | 4, (2x), Last: at Quinnipiac (4/2/22) | 4, at Quinnipiac (4/2) |
| SO | 4, vs. UMass Lowell (2/16/20) | 1, at Quinnipiac (4/2) |

#28 JUSTIN GUILIANO ► LHP

6'4" • 210 • R-FR • ELLENVILLE, N.Y. • ELLENVILLE

Last Outing: 4/23/22 at Ohio: $\frac{1}{2}$ IP, 3 H, 6 R, 2 BB, 0 SO, 19 pitches
 ► Only got one out in last start on Sat. at Ohio ... 3 H, 6 R allowed
 ► 2+ IP in five of nine outings
 ► Career-high 5 SO in 3 $\frac{1}{2}$ shutout IP at Liberty (March 5)

GUILIANO'S CAREER STATISTICS

| YEAR | ERA | W-L | SV | APP | GS | IP | H | R | ER | BB | SO |
|--------------|-----------------------------|------------|----------|----------|----------|-----------------------------------|-----------|-----------|-----------|-----------|-----------|
| 2021 | DID NOT APPEAR IN ANY GAMES | | | | | | | | | | |
| 2022 | 7.13 | 0-1 | 0 | 8 | 2 | 17 $\frac{1}{2}$ | 24 | 18 | 14 | 13 | 13 |
| TOTAL | 7.13 | 0-1 | 0 | 8 | 2 | 17$\frac{1}{2}$ | 24 | 18 | 14 | 13 | 13 |

SEASON/CAREER HIGHS

| | |
|------|------------------------------------|
| IP | 3 $\frac{1}{2}$, at Liberty (3/5) |
| Hits | 6, at North Carolina A&T (3/19) |
| Runs | 6, at Ohio (4/23) |
| ER | 6, at Ohio (4/23) |
| BB | 4, vs. Marist (4/16) |
| SO | 5, at Liberty (3/5) |



PITCHER INFORMATION

#30 TYLER HOOVER ► LHP

6'5" • 200 • FR • PITTSBURGH, PA. • PENN-TRAFFORD

- Earned two varsity letters with Penn Trafford's baseball team
- Played travel baseball with East Coast Sand Hogs

HOOVER'S CAREER STATISTICS

| YEAR | ERA | W-L | SV | APP | GS | IP | H | R | ER | BB | SO |
|-------|-------------------------------|-----|----|-----|----|----|---|---|----|----|----|
| 2022 | HAS NOT APPEARED IN ANY GAMES | | | | | | | | | | |
| TOTAL | 0.00 | 0-0 | 0 | 0 | 0 | 0 | 0 | 0 | 0 | 0 | 0 |

#31 TYLER GREENLEAF ► RHP

6'2" • 200 • FR • CANONSBURG, PA. • CANON-McMILLAN

- Last Outing: 4/15/22 vs. Marist; 1 $\frac{1}{2}$ IP, 2 H, 1 R, 1 BB, 25 pitches
- 1 $\frac{1}{2}$ IP in last outing vs. Marist last Friday
- Made collegiate debut at St. Bonaventure last Tuesday ... recorded first two strikeouts in 1 IP

GREENLEAF'S CAREER STATISTICS

| YEAR | ERA | W-L | SV | APP | GS | IP | H | R | ER | BB | SO |
|-------|------|-----|----|-----|----|-----------------|---|---|----|----|----|
| 2022 | 3.38 | 0-0 | 0 | 2 | 0 | 2 $\frac{2}{3}$ | 2 | 1 | 1 | 1 | 2 |
| TOTAL | 3.38 | 0-0 | 0 | 2 | 0 | 2 $\frac{2}{3}$ | 2 | 1 | 1 | 1 | 2 |

SEASON/CAREER HIGHS

| | |
|------|-------------------------------------|
| IP | 1 $\frac{1}{2}$, vs. Marist (4/15) |
| Hits | 2, vs. Marist (4/15) |
| Runs | 1, vs. Marist (4/15) |
| ER | 1, vs. Marist (4/15) |
| BB | 1, vs. Marist (4/15) |
| SO | 2, at St. Bonaventure (4/12) |

#32 ANDREW FRON ► RHP

6'3" • 210 • SR • BUFFALO, N.Y. • KENMORE WEST

- Last Outing: 5/28/21 at Fairfield; 1 $\frac{1}{2}$ IP, 5 H, 2 R, 25 pitches
- Has not appeared in any games this season due to injury

FRON'S CAREER STATISTICS

| YEAR | ERA | W-L | SV | APP | GS | IP | H | R | ER | BB | SO |
|-------|-------------------------------|-----|----|-----|----|------------------|----|----|----|----|----|
| 2019 | 5.98 | 4-1 | 0 | 11 | 9 | 40 $\frac{2}{3}$ | 35 | 30 | 27 | 28 | 34 |
| 2020 | 5.12 | 0-2 | 0 | 4 | 4 | 19 $\frac{1}{3}$ | 25 | 15 | 11 | 10 | 20 |
| 2021 | 6.03 | 1-3 | 0 | 8 | 7 | 34 $\frac{1}{2}$ | 37 | 24 | 23 | 16 | 25 |
| 2022 | HAS NOT APPEARED IN ANY GAMES | | | | | | | | | | |
| TOTAL | 5.82 | 5-6 | 0 | 23 | 20 | 94 $\frac{1}{2}$ | 97 | 69 | 61 | 54 | 79 |

CAREER HIGHS

| | |
|------|-------------------------------------|
| IP | 7, vs. Manhattan (4/10/21) |
| Hits | 9, vs. Saint Peter's (4/19/19) |
| Runs | 6, (3x), Last: at Marist (5/20/21) |
| ER | 6, (2x), Last: at Marist (5/20/21) |
| BB | 5, (2x), Last: at Iona (3/27/21) |
| SO | 7, (4x), Last: at Marshall (3/1/20) |

#33 ETHAN HENNESSY ► INF/P ► R/R

6'4" • 203 • R-FR • NORFOLK, VA. • NORFOLK ACADEMY

- Last Outing: 4/15/22 vs. Marist; 2 $\frac{1}{2}$ IP, 2 H, 4 R, 3 ER, 3 BB, 31 pitches
- Posted multi-strikeout games in first two collegiate games
- Made collegiate debut at North Carolina A&T (March 19) ... struck out two in as many innings

HENNESSY'S CAREER PITCHING STATISTICS

| YEAR | ERA | W-L | SV | APP | GS | IP | H | R | ER | BB | SO |
|-------|-----------------------------|-----|----|-----|----|----|---|---|----|----|----|
| 2021 | DID NOT APPEAR IN ANY GAMES | | | | | | | | | | |
| 2022 | 6.75 | 0-0 | 0 | 4 | 0 | 4 | 6 | 3 | 3 | 1 | 5 |
| TOTAL | 6.75 | 0-0 | 0 | 4 | 0 | 4 | 6 | 3 | 3 | 1 | 5 |

SEASON/CAREER HIGHS

| | |
|------|------------------------------------|
| IP | 2, at North Carolina A&T (3/19) |
| Hits | 2, (3x), Last: vs. Marist (4/15) |
| Runs | 4, vs. Marist (4/15) |
| ER | 3, vs. Marist (4/15) |
| BB | 3, vs. Marist (4/15) |
| SO | 2, (2x), Last: at Quinnipiac (4/2) |

#34 COLE MURRAY ► RHP

6'0" • 187 • JR • GETZVILLE, N.Y. • IONA / WELLS / SAINT MARY'S

- Last Outing: 4/9/22 vs. Iona; 3 $\frac{1}{2}$ IP, 1 H, 2 R, 3 BB, 2 SO, 35 pitches
- Recorded first collegiate SO vs. Cornell (April 5)
- Made Canisius debut at West Virginia (March 1) ... allowed two hits and a run while not registering an out

MURRAY'S CAREER BATTING STATISTICS

| YEAR | AVG | GP-GS | AB | R | H | 2B | 3B | HR | RBI | SB-ATT |
|-------------------|------|-------|----|---|---|----|----|----|-----|--------|
| 2020 ¹ | .077 | 8-8 | 26 | 1 | 2 | 0 | 0 | 0 | 3 | 0-0 |
| 2021 [*] | .000 | 1-0 | 0 | 0 | 0 | 0 | 0 | 0 | 0 | 0-0 |
| 2022 | .000 | 1-0 | 0 | 0 | 0 | 0 | 0 | 0 | 0 | 0-0 |
| TOTAL | .000 | 10-8 | 26 | 1 | 2 | 0 | 0 | 0 | 3 | 0-0 |

CAREER HIGHS

| | |
|---------|--|
| At-Bats | 5, vs. Clarks Summit (3/3/20) |
| Runs | 1, vs. Clarks Summit (3/3/20) |
| Hits | 1, (2x), Last: vs. Westminster (Pa.) (3/11/20) |
| Doubles | — |
| Triples | — |
| HR | — |
| RBI | 2, vs. Westminster (Pa.) (3/11/20) |

SEASON HIGHS

MURRAY'S CAREER PITCHING STATISTICS

| YEAR | ERA | W-L | SV | APP | GS | IP | H | R | ER | BB | SO |
|-------------------|-------|-----|----|-----|----|-----------------|----|----|----|----|----|
| 2020 ¹ | 45.00 | 0-0 | 0 | 1 | 0 | 1 | 4 | 5 | 5 | 2 | 0 |
| 2021 [*] | INF | 0-0 | 0 | 1 | 0 | 0 | 3 | 5 | 4 | 1 | 0 |
| 2022 | 16.20 | 0-0 | 0 | 3 | 0 | 1 $\frac{1}{2}$ | 3 | 3 | 3 | 4 | 3 |
| TOTAL | 40.50 | 0-0 | 0 | 5 | 0 | 2 $\frac{1}{2}$ | 10 | 13 | 12 | 7 | 3 |

¹ - Played at Wells College; * - Played at Iona

CAREER HIGHS

| | |
|------|-------------------------------------|
| IP | 1, (2x), Last: vs. Cornell (4/5/22) |
| Hits | 4, vs. Westminster (Pa.) (3/11/20) |
| Runs | 5, (2x), Last: vs. Siena (//21) |
| ER | 5, vs. Westminster (Pa.) (3/11/20) |
| BB | 3, vs. Iona (4/9/22) |
| SO | 2, vs. Iona (4/9/22) |

SEASON HIGHS

#35 ALEC RITZENTHALER ► LHP

6'3" • 193 • SR • NISKAYUNA, N.Y. • NISKAYUNA

- Last Outing: 4/15/22 vs. Marist; 1 $\frac{1}{2}$ IP, 2 H, 1 R, 1 BB, 2 SO
- 1 $\frac{1}{2}$ IP vs. Marist (April 15) ... longest outing since career-high 1 $\frac{1}{2}$ IP at Indiana (3/16/19) ... 2 SO in outing, matched career high ... most since 2/16/20 vs. UMass Lowell (also 2)
- Outing vs. Cornell (April 5) was first since 3/8/20 at Radford

RITZENTHALER'S CAREER STATISTICS

| YEAR | ERA | W-L | SV | APP | GS | IP | H | R | ER | BB | SO |
|-------|--------------------|-----|----|-----|----|-----------------|----|----|----|----|----|
| 2019 | 4.50 | 0-0 | 0 | 5 | 0 | 4 | 5 | 3 | 2 | 4 | 4 |
| 2020 | 37.80 | 0-1 | 0 | 3 | 0 | 1 $\frac{1}{2}$ | 9 | 9 | 7 | 2 | 3 |
| 2021 | NOT MEMBER OF TEAM | | | | | | | | | | |
| 2022 | 11.57 | 0-0 | 0 | 2 | 0 | 2 $\frac{1}{2}$ | 3 | 3 | 3 | 2 | 3 |
| TOTAL | 13.50 | 0-1 | 0 | 10 | 0 | 8 | 17 | 15 | 12 | 8 | 10 |

CAREER HIGHS

| | |
|------|--|
| IP | 1 $\frac{1}{2}$, (2x), Last: vs. Marist (4/15/22) |
| Hits | 5, at West Virginia (2/18/20) |
| Runs | 4, at West Virginia (2/18/20) |
| ER | 3, (2x), Last: at Radford (3/8/20) |
| BB | 1, (8x), Last: vs. Marist (4/15/22) |
| SO | 2, (4x), Last: vs. Marist (4/15/22) |

SEASON HIGHS

#38 LUKAS BARRY ► RHP

6'0" • 185 • JR • MISSISSAUGA, ONTARIO • CONNORS STATE

- Last Outing: 4/12/22 at St. Bonaventure; 1 IP, 2 H, 0 R, 1 SO, 28 pitches
- Tuesday's appearance was first since Canisius debut at West Virginia (March 1)

BARRY'S CAREER STATISTICS

| YEAR | ERA | W-L | SV | APP | GS | IP | H | R | ER | BB | SO |
|-------------------|-------|-----|----|-----|----|------------------|----|----|----|----|----|
| 2020 [*] | 9.00 | 0-0 | 0 | 2 | 0 | 3 | 2 | 3 | 3 | 1 | 4 |
| 2021 ¹ | 7.42 | 2-1 | 0 | 7 | 5 | 13 $\frac{1}{2}$ | 15 | 11 | 11 | 8 | 15 |
| 2022 | 18.00 | 0-0 | 0 | 2 | 0 | 2 | 6 | 5 | 4 | 1 | 1 |
| TOTAL | 8.84 | 2-1 | 0 | 11 | 5 | 18 $\frac{1}{2}$ | 23 | 19 | 18 | 10 | 19 |

¹ - Played at Connors State (JUCO); * - Played at Saint Louis

CAREER HIGHS

| | |
|------|--|
| IP | 4 $\frac{2}{3}$, vs. Oklahoma Christian (2/27/21) |
| Hits | 5, at Crowder (4/6/21) |
| Runs | 5, at West Virginia (3/1/22) |
| ER | 4, (2x), Last: at West Virginia (3/1/22) |
| BB | 4, vs. Oklahoma Christian (2/27/21) |
| SO | 5, vs. TCS Post Grad (3/29/21) |

SEASON HIGHS

| | |
|------|------------------------------|
| IP | 1, (2x), Last: at SBU (3/12) |
| Hits | 4, at West Virginia (3/1) |
| Runs | 5, at West Virginia (3/1) |
| ER | 4, at West Virginia (3/1) |
| BB | 1, at West Virginia (3/1) |
| SO | 1, at West Virginia (3/1) |

#39 PEYTON CONSIGLI ► RHP

6'5" • 195 • FR • FONTHILL, ONTARIO • ST. FRANCIS HIGH (N.Y.)

- Last Outing: 4/23/22 at Ohio; 2 IP, 2 H, 3 R, 2 ER, 0 BB, 4 SO, 29 pitches
- ACCOLADES: Three-time MAAC Rookie of the Week (Feb. 22, March 15, April 5)
- 3 R, 2 ER last Sat. at Ohio ... first time allowing multiple runs
- Team-leading 2.02 ERA over his 12 appearances
- Last six outings: 11 IP, 4 H (2 3B, HR), 3 R, 2 ER, 4 BB, 19 SO
- 3+ SO in 6 of last 7 apps. ... 8 of 12 total outings
- Fanned four in two-inning save vs. Marist (April 14)
- 3 SO in two-inning save at Quinnipiac (April 3)
- First start at Manhattan (March 27) ... 3 IP, 4 H, 1 R, 3 SO
- First SV at Charleston Southern (March 13) ... first W in collegiate debut vs. Pitt (Feb. 20)

CONSIGLI'S CAREER STATISTICS

| YEAR | ERA | W-L | SV | APP | GS | IP | H | R | ER | BB | SO |
|-------|------|-----|----|-----|----|------------------|----|---|----|----|----|
| 2022 | 2.03 | 2-2 | 3 | 12 | 1 | 26 $\frac{2}{3}$ | 17 | 7 | 6 | 12 | 34 |
| TOTAL | 2.03 | 2-2 | 3 | 12 | 1 | 26 $\frac{2}{3}$ | 17 | 7 | 6 | 12 | 34 |

SEASON/CAREER HIGHS

| | |
|------|-----------------------------------|
| IP | 3 $\frac{1}{3}$, vs. Pitt (2/20) |
| Hits | 4, at Manhattan (3/27) |
| Runs | 3, at Ohio (4/23) |
| ER | 2, at Ohio (4/23) |
| BB | 3, vs. Pitt (2/20) |
| SO | 5, vs. Iona (4/8) |

#40 JOE ABRAMSON ► LHP

5'9" • 168 • FR • BROOKLYN, N.Y. • XAVERIAN

- Last Outing: 4/5/22 vs. Cornell; 2 $\frac{1}{2}$ IP, 1 H, 4 R, 2 BB, 1 SO, 30 pitches
- Earned first collegiate victory at Charleston Southern (March 12) ... 2 IP, 1 SO

- Made collegiate debut at West Virginia (March 1)

ABRAMSON'S CAREER STATISTICS

| YEAR | ERA | W-L | SV | APP | GS | IP | H | R | ER | BB | SO |
|-------|-------|-----|----|-----|----|----|---|----|----|----|----|
| 2022 | 27.00 | 1-0 | 0 | 3 | 0 | 3 | 4 | 10 | 9 | 3 | 2 |
| TOTAL | 27.00 | 1-0 | 0 | 3 | 0 | 3 | 4 | 10 | 9 | 3 | 2 |

SEASON/CAREER HIGHS

| | |
|------|----------------------------------|
| IP | 2, at Charleston Southern (3/12) |
| Hits | 2, at West Virginia (3/1) |
| Runs | 5, at West Virginia (3/1) |
| ER | 5, at West Virginia (3/1) |
| BB | 2, vs. Cornell (4/5) |
| SO | 1, (2x), Last: vs. Cornell (4/5) |



2022 CANISIUS BASEBALL GAME NOTES

2022 OVERALL BATTING STATISTICS

| Player | avg | gp-gs | ab | r | h | 2b | 3b | hr | rbi | tb | slg% | bb | hp | so | gdp | ob% | sf | sh | sb-att | po | a | e | fld% |
|--------------------|------|-------|------|-----|-----|----|----|----|-----|-----|------|-----|----|-----|-----|------|----|----|--------|-----|-----|----|------|
| Grant, Max | .400 | 35-35 | 145 | 37 | 58 | 9 | 2 | 7 | 35 | 92 | .634 | 23 | 4 | 25 | 1 | .491 | 1 | 0 | 6-7 | 42 | 68 | 3 | .973 |
| DeStefano, Mike | .349 | 35-35 | 146 | 39 | 51 | 5 | 2 | 6 | 32 | 78 | .534 | 15 | 5 | 25 | 0 | .423 | 2 | 0 | 15-16 | 79 | 6 | 5 | .944 |
| Steffan, Mike | .342 | 31-31 | 120 | 28 | 41 | 7 | 1 | 7 | 40 | 71 | .592 | 17 | 5 | 23 | 3 | .438 | 2 | 0 | 3-4 | 71 | 7 | 2 | .975 |
| Vincent, Dylan | .306 | 32-30 | 121 | 19 | 37 | 5 | 1 | 0 | 10 | 44 | .364 | 10 | 5 | 36 | 2 | .382 | 0 | 1 | 8-9 | 53 | 1 | 3 | .947 |
| Kush, Kyle | .265 | 33-33 | 117 | 21 | 31 | 5 | 1 | 0 | 15 | 38 | .325 | 19 | 3 | 27 | 1 | .381 | 0 | 0 | 1-1 | 40 | 69 | 3 | .973 |
| Chiarenza, Vinny | .264 | 30-28 | 110 | 17 | 29 | 6 | 1 | 3 | 24 | 46 | .418 | 13 | 3 | 35 | 2 | .357 | 0 | 0 | 2-2 | 150 | 10 | 2 | .988 |
| Dick, Carlin | .190 | 31-27 | 100 | 15 | 19 | 8 | 0 | 0 | 10 | 27 | .270 | 16 | 3 | 27 | 1 | .314 | 2 | 0 | 1-1 | 41 | 2 | 1 | .977 |
| ----- | | | | | | | | | | | | | | | | | | | | | | | |
| Chisholm, Brennan | .364 | 15-5 | 33 | 8 | 12 | 2 | 0 | 1 | 4 | 17 | .515 | 1 | 2 | 13 | 0 | .417 | 0 | 2 | 3-4 | 6 | 7 | 1 | .929 |
| Niles, Josh | .284 | 22-15 | 67 | 9 | 19 | 4 | 1 | 0 | 16 | 25 | .373 | 6 | 5 | 16 | 2 | .375 | 2 | 0 | 1-1 | 40 | 13 | 6 | .898 |
| Henneman, Trevor | .279 | 16-12 | 43 | 13 | 12 | 1 | 0 | 2 | 11 | 19 | .442 | 9 | 1 | 17 | 0 | .407 | 1 | 0 | 0-0 | 95 | 8 | 2 | .981 |
| Dodson, Kenny | .278 | 18-9 | 36 | 5 | 10 | 2 | 0 | 0 | 6 | 12 | .333 | 6 | 0 | 5 | 0 | .381 | 0 | 0 | 2-2 | 12 | 18 | 3 | .909 |
| Krzeminski, Gibson | .269 | 26-18 | 78 | 15 | 21 | 3 | 1 | 4 | 14 | 38 | .487 | 9 | 2 | 22 | 1 | .360 | 0 | 0 | 1-1 | 12 | 16 | 2 | .933 |
| Zurat, Jake | .200 | 18-10 | 40 | 10 | 8 | 1 | 0 | 0 | 2 | 9 | .225 | 10 | 5 | 11 | 0 | .418 | 0 | 0 | 1-2 | 0 | 0 | 0 | .000 |
| Mazzara, Mike | .165 | 25-23 | 79 | 12 | 13 | 3 | 1 | 1 | 5 | 21 | .266 | 11 | 1 | 28 | 0 | .272 | 1 | 2 | 0-0 | 216 | 24 | 5 | .980 |
| Strong, Jackson | .118 | 12-3 | 17 | 7 | 2 | 1 | 0 | 0 | 1 | 3 | .176 | 8 | 0 | 6 | 0 | .400 | 0 | 0 | 1-1 | 14 | 0 | 1 | .933 |
| Sebastiao, Cole | .111 | 9-1 | 9 | 2 | 1 | 0 | 0 | 0 | 0 | 1 | .111 | 2 | 0 | 5 | 0 | .273 | 0 | 0 | 0-0 | 5 | 0 | 1 | .833 |
| Migliore, Jack | .000 | 2-0 | 2 | 0 | 0 | 0 | 0 | 0 | 0 | 0 | .000 | 0 | 0 | 2 | 0 | .000 | 0 | 0 | 0-0 | 0 | 0 | 0 | .000 |
| Totals | .288 | 35 | 1263 | 257 | 364 | 62 | 11 | 31 | 225 | 541 | .428 | 175 | 44 | 323 | 13 | .390 | 11 | 5 | 45-51 | 890 | 289 | 49 | .960 |
| Opponents | .269 | 35 | 1150 | 243 | 309 | 56 | 7 | 29 | 216 | 466 | .405 | 175 | 52 | 319 | 10 | .385 | 14 | 19 | 35-47 | 921 | 304 | 52 | .959 |

LOB - Team (322), Opp (278). DPs turned - Team (17), Opp (18). CI - Team (1), Henneman 1, Opp (2). IBB - Team (3), Grant 2, Steffan 1. Picked off - Grant 2, Vincent 1, Chiarenza 1, Kush 1.

2022 OVERALL PITCHING STATISTICS

| Player | era | w-l | app | gs | cg | sho | sv | ip | h | r | er | bb | so | 2b | 3b | hr | b/avg | wp | hp | bks | sfa | sha |
|--------------------|-------|-------|-----|----|----|-----|----|-------|-----|-----|-----|-----|-----|----|----|----|-------|----|----|-----|-----|-----|
| Duffy, Matt | 3.73 | 4-2 | 10 | 10 | 0 | 0/0 | 0 | 62.2 | 52 | 32 | 26 | 13 | 80 | 10 | 1 | 6 | .224 | 2 | 8 | 1 | 2 | 6 |
| Pouliot, Chris | 4.87 | 6-2 | 9 | 9 | 0 | 0/1 | 0 | 40.2 | 41 | 34 | 22 | 20 | 44 | 9 | 0 | 2 | .263 | 3 | 7 | 0 | 1 | 1 |
| ----- | | | | | | | | | | | | | | | | | | | | | | |
| Consigli, Peyton | 2.03 | 2-2 | 12 | 1 | 0 | 0/0 | 3 | 26.2 | 17 | 7 | 6 | 12 | 34 | 2 | 2 | 1 | .177 | 3 | 2 | 0 | 0 | 1 |
| Kochanski, Brett | 2.38 | 1-0 | 10 | 0 | 0 | 0/0 | 2 | 22.2 | 17 | 10 | 6 | 15 | 25 | 7 | 0 | 1 | .202 | 6 | 0 | 0 | 1 | 0 |
| Peltier, Tom | 3.38 | 0-1 | 16 | 2 | 0 | 0/1 | 2 | 26.2 | 27 | 15 | 10 | 17 | 33 | 6 | 0 | 1 | .278 | 4 | 7 | 0 | 3 | 0 |
| Greenleaf, Tyler | 3.38 | 0-0 | 2 | 0 | 0 | 0/0 | 0 | 2.2 | 2 | 1 | 1 | 1 | 2 | 0 | 0 | 0 | .222 | 0 | 1 | 0 | 1 | 0 |
| DeStefano, Jeff | 6.10 | 0-0 | 8 | 0 | 0 | 0/0 | 0 | 10.1 | 8 | 8 | 7 | 6 | 10 | 0 | 1 | 1 | .211 | 3 | 1 | 0 | 0 | 1 |
| Yankowski, David | 6.75 | 2-2 | 13 | 0 | 0 | 0/1 | 0 | 26.2 | 31 | 24 | 20 | 22 | 25 | 4 | 0 | 1 | .298 | 6 | 7 | 0 | 1 | 2 |
| Duffy, Aaron | 7.33 | 0-4 | 8 | 8 | 0 | 0/0 | 0 | 27.0 | 36 | 27 | 22 | 9 | 19 | 6 | 2 | 5 | .321 | 4 | 3 | 0 | 2 | 4 |
| Guiliano, Justin | 10.00 | 0-2 | 9 | 3 | 0 | 0/0 | 0 | 18.0 | 27 | 24 | 20 | 15 | 13 | 3 | 1 | 2 | .351 | 0 | 6 | 0 | 2 | 0 |
| Hennessy, Ethan | 11.57 | 0-0 | 5 | 0 | 0 | 0/0 | 0 | 4.2 | 8 | 7 | 6 | 4 | 5 | 0 | 0 | 2 | .381 | 1 | 1 | 0 | 0 | 0 |
| Ritzenthaler, Alec | 11.57 | 0-0 | 2 | 0 | 0 | 0/0 | 0 | 2.1 | 3 | 3 | 3 | 2 | 3 | 0 | 0 | 1 | .300 | 0 | 0 | 0 | 0 | 1 |
| Abbott, Levi | 11.88 | 1-3 | 9 | 2 | 0 | 0/0 | 0 | 16.2 | 24 | 24 | 22 | 22 | 19 | 6 | 0 | 3 | .343 | 4 | 4 | 0 | 1 | 3 |
| Murray, Cole | 16.20 | 0-0 | 3 | 0 | 0 | 0/0 | 0 | 1.2 | 3 | 3 | 3 | 4 | 3 | 0 | 0 | 0 | .375 | 2 | 1 | 0 | 0 | 0 |
| Barry, Lukas | 18.00 | 0-0 | 2 | 0 | 0 | 0/0 | 0 | 2.0 | 6 | 5 | 4 | 1 | 1 | 1 | 0 | 1 | .462 | 0 | 0 | 0 | 0 | 0 |
| Abramson, Joe | 27.00 | 1-0 | 3 | 0 | 0 | 0/0 | 0 | 3.0 | 4 | 10 | 9 | 3 | 2 | 2 | 0 | 1 | .286 | 1 | 3 | 0 | 0 | 0 |
| Seidel, Rockne | 30.86 | 0-0 | 3 | 0 | 0 | 0/0 | 0 | 2.1 | 3 | 9 | 8 | 9 | 1 | 0 | 0 | 1 | .333 | 0 | 1 | 0 | 0 | 0 |
| Totals | 5.92 | 17-18 | 35 | 35 | 0 | 1/1 | 7 | 296.2 | 309 | 243 | 195 | 175 | 319 | 56 | 7 | 29 | .269 | 39 | 52 | 1 | 14 | 19 |
| Opponents | 5.89 | 18-17 | 35 | 35 | 0 | 1/1 | 9 | 307.0 | 364 | 257 | 201 | 175 | 323 | 62 | 11 | 31 | .288 | 25 | 44 | 3 | 11 | 5 |

PB - Team (19), Mazzara 14, Henneman 5, Opp (18). Pickoffs - Team (2), Henneman 1, Guiliano 1, Opp (5). SBA/ATT - Mazzara (20-29), Henneman (15-17), Guiliano (8-9), Pouliot (6-9), Yankowski (7-8), Duffy, M (2-5), Peltier (2-4), Abbott (3-3), Consigli (3-3), Duffy, A (2-3), Seidel (1-2), Kochanski (1-1).



2022 CANISIUS BASEBALL GAME NOTES

2022 SEASON / CAREER STATISTICS

| Player | Avg | G-GS | AB | R | H | SEASON | | | | | | | | | | Avg | G-GS | AB | R | H | CAREER | | | | | | | | | | Avg | G-GS | AB | R | H | 2B | 3B | HR | RBI | BB | Hb | SO | Sb | Att | |
|--------------------|------|-------|------|-----|-----|--------|----|----|-----|-----|----|-----|----|-----|------|---------|------|----|-----|----|--------|----|-----|----|----|-----|----|------|------|--------|-----|------|----|----|---|----|----|----|-----|-----|----|-----|----|-----|--|
| | | | | | | 2B | 3B | HR | RBI | BB | Hb | SO | Sb | Att | 2B | | | | | | 3B | HR | RBI | BB | Hb | SO | Sb | Att | | | | | | | | | | | | | | | | | |
| Grant, Max | .400 | 35-35 | 145 | 37 | 58 | 9 | 2 | 7 | 35 | 23 | 4 | 25 | 6 | 7 | .395 | 63-61 | 228 | 63 | 90 | 10 | 4 | 7 | 52 | 41 | 9 | 37 | 9 | 11 | .326 | 64-58 | 230 | 49 | 75 | 8 | 3 | 7 | 48 | 20 | 5 | 39 | 22 | -23 | | | |
| DeStefano, Mike | .349 | 35-35 | 146 | 39 | 51 | 5 | 2 | 6 | 32 | 15 | 5 | 25 | 15 | -16 | .259 | 113-102 | 394 | 61 | 102 | 20 | 6 | 10 | 84 | 43 | 10 | 81 | 9 | -12 | .263 | 104-83 | 319 | 58 | 84 | 15 | 3 | 1 | 31 | 31 | 21 | 104 | 15 | -19 | | | |
| Steffan, Mike | .342 | 31-31 | 120 | 28 | 41 | 7 | 1 | 7 | 40 | 17 | 5 | 23 | 3 | -4 | .263 | 104-83 | 319 | 58 | 84 | 15 | 3 | 1 | 34 | 41 | 21 | 104 | 15 | -19 | .234 | 89-81 | 265 | 43 | 62 | 9 | 1 | 1 | 30 | 39 | 6 | 63 | 2 | -4 | | | |
| Vincent, Dylan | .306 | 32-30 | 121 | 19 | 37 | 5 | 1 | 0 | 15 | 19 | 3 | 27 | 1 | -1 | .286 | 78-68 | 245 | 50 | 70 | 11 | 2 | 12 | 61 | 42 | 11 | 80 | 6 | -8 | .254 | 54-44 | 169 | 37 | 43 | 16 | 1 | 2 | 22 | 33 | 4 | 39 | 3 | -3 | | | |
| Kush, Kyle | .265 | 33-33 | 117 | 21 | 31 | 5 | 1 | 0 | 15 | 19 | 3 | 27 | 1 | -1 | .286 | 78-68 | 245 | 50 | 70 | 11 | 2 | 12 | 61 | 42 | 11 | 80 | 6 | -8 | .254 | 54-44 | 169 | 37 | 43 | 16 | 1 | 2 | 22 | 33 | 4 | 39 | 3 | -3 | | | |
| Charenza, Vinny | .264 | 30-28 | 110 | 17 | 29 | 6 | 1 | 3 | 24 | 13 | 3 | 35 | 2 | -2 | .286 | 78-68 | 245 | 50 | 70 | 11 | 2 | 12 | 61 | 42 | 11 | 80 | 6 | -8 | .254 | 54-44 | 169 | 37 | 43 | 16 | 1 | 2 | 22 | 33 | 4 | 39 | 3 | -3 | | | |
| Chiarenza, Vinny | .264 | 30-28 | 110 | 17 | 29 | 6 | 1 | 3 | 24 | 13 | 3 | 35 | 2 | -2 | .286 | 78-68 | 245 | 50 | 70 | 11 | 2 | 12 | 61 | 42 | 11 | 80 | 6 | -8 | .254 | 54-44 | 169 | 37 | 43 | 16 | 1 | 2 | 22 | 33 | 4 | 39 | 3 | -3 | | | |
| Dick, Carlin | .190 | 31-27 | 100 | 15 | 19 | 8 | 0 | 0 | 10 | 16 | 3 | 27 | 1 | -1 | .254 | 54-44 | 169 | 37 | 43 | 16 | 1 | 2 | 22 | 33 | 4 | 39 | 3 | -3 | .254 | 54-44 | 169 | 37 | 43 | 16 | 1 | 2 | 22 | 33 | 4 | 39 | 3 | -3 | | | |
| ----- | | | | | | | | | | | | | | | | | | | | | | | | | | | | | | | | | | | | | | | | | | | | | |
| Chisholm, Brennan | .364 | 15-5 | 33 | 8 | 12 | 2 | 0 | 1 | 4 | 1 | 2 | 13 | 3 | -4 | .319 | 28-6 | 47 | 12 | 15 | 2 | 0 | 1 | 7 | 2 | 3 | 17 | 6 | -7 | .284 | 22-15 | 67 | 9 | 19 | 4 | 1 | 0 | 16 | 6 | 5 | 16 | 1 | -1 | | | |
| Niles, Josh | .284 | 22-15 | 67 | 9 | 19 | 4 | 1 | 0 | 16 | 6 | 5 | 16 | 1 | -1 | .284 | 22-15 | 67 | 9 | 19 | 4 | 1 | 0 | 16 | 6 | 5 | 16 | 1 | -1 | .300 | 43-32 | 110 | 23 | 33 | 8 | 0 | 3 | 21 | 19 | 4 | 42 | 3 | -3 | | | |
| Henneman, Trevor | .279 | 16-12 | 43 | 13 | 12 | 1 | 0 | 2 | 11 | 9 | 1 | 17 | 0 | -0 | .319 | 41-16 | 72 | 13 | 23 | 6 | 0 | 0 | 13 | 8 | 1 | 15 | 5 | -5 | .251 | 65-53 | 203 | 38 | 51 | 12 | 3 | 6 | 36 | 33 | 3 | 62 | 4 | -5 | | | |
| Dodson, Kenny | .278 | 18-9 | 36 | 5 | 10 | 2 | 0 | 0 | 6 | 6 | 0 | 5 | 2 | -2 | .224 | 39-19 | 76 | 16 | 17 | 4 | 0 | 1 | 7 | 15 | 8 | 24 | 2 | -4 | .213 | 66-56 | 188 | 37 | 40 | 8 | 2 | 2 | 21 | 31 | 4 | 60 | 1 | -1 | | | |
| Krzeminski, Gibson | .269 | 26-18 | 78 | 15 | 21 | 3 | 1 | 4 | 14 | 9 | 2 | 22 | 1 | -1 | .224 | 39-19 | 76 | 16 | 17 | 4 | 0 | 1 | 7 | 15 | 8 | 24 | 2 | -4 | .213 | 66-56 | 188 | 37 | 40 | 8 | 2 | 2 | 21 | 31 | 4 | 60 | 1 | -1 | | | |
| Zurat, Jake | .200 | 18-10 | 40 | 10 | 8 | 1 | 0 | 0 | 2 | 10 | 5 | 11 | 1 | -2 | .213 | 66-56 | 188 | 37 | 40 | 8 | 2 | 2 | 21 | 31 | 4 | 60 | 1 | -1 | .118 | 12-3 | 17 | 7 | 2 | 1 | 0 | 0 | 1 | 8 | 0 | 6 | 1 | -1 | | | |
| Mazzara, Mike | .165 | 25-23 | 79 | 12 | 13 | 3 | 1 | 1 | 5 | 11 | 1 | 28 | 0 | -0 | .118 | 12-3 | 17 | 7 | 2 | 1 | 0 | 0 | 1 | 8 | 0 | 6 | 1 | -1 | .111 | 9-1 | 9 | 2 | 1 | 0 | 0 | 0 | 2 | 0 | 5 | 0 | -0 | | | | |
| Strong, Jackson | .118 | 12-3 | 17 | 7 | 2 | 1 | 0 | 0 | 1 | 8 | 0 | 6 | 1 | -1 | .111 | 9-1 | 9 | 2 | 1 | 0 | 0 | 0 | 2 | 0 | 5 | 0 | -0 | .111 | 9-1 | 9 | 2 | 1 | 0 | 0 | 0 | 2 | 0 | 5 | 0 | -0 | | | | | |
| Sebastian, Cole | .111 | 9-1 | 9 | 2 | 1 | 0 | 0 | 0 | 0 | 2 | 0 | 5 | 0 | -0 | .111 | 9-1 | 9 | 2 | 1 | 0 | 0 | 0 | 2 | 0 | 5 | 0 | -0 | .111 | 9-1 | 9 | 2 | 1 | 0 | 0 | 0 | 2 | 0 | 5 | 0 | -0 | | | | | |
| Migliore, Jack | .000 | 2-0 | 2 | 0 | 0 | 0 | 0 | 0 | 0 | 0 | 0 | 2 | 0 | -0 | .000 | 4-0 | 3 | 1 | 0 | 0 | 0 | 0 | 0 | 2 | 0 | 3 | 0 | -0 | .000 | 4-0 | 3 | 1 | 0 | 0 | 0 | 0 | 2 | 0 | 3 | 0 | -0 | | | | |
| Totals | .288 | 35-35 | 1263 | 257 | 364 | 62 | 11 | 31 | 225 | 175 | 44 | 323 | 45 | -51 | | | | | | | | | | | | | | | | | | | | | | | | | | | | | | | |
| Opponents | .269 | 35-35 | 1150 | 243 | 309 | 56 | 7 | 29 | 216 | 175 | 52 | 319 | 35 | -47 | | | | | | | | | | | | | | | | | | | | | | | | | | | | | | | |

(All games Sorted by Earned run avg)

| Player | SEASON | | | | | | | | | | | | | CAREER | | | | | | | | | | | | | |
|-------------------|--------|-------|----|----|----|-----|----|-------|-----|-----|-----|-----|-----|--------|-----|----|----|----|-----|----|------|----|----|----|----|-----|--|
| | ERA | W-L | Ap | GS | CG | Sho | Sv | IP | H | R | ER | BB | SO | ERA | W-L | Ap | GS | CG | Sho | Sv | IP | H | R | ER | BB | SO | |
| Duffy, Matt | 3.73 | 4-2 | 10 | 10 | 0 | 0 | 0 | 62.2 | 52 | 32 | 26 | 13 | 80 | 3.41 | 7-2 | 16 | 13 | 1 | 0 | 0 | 89.2 | 73 | 41 | 34 | 18 | 110 | |
| Pouliot, Chris | 4.87 | 6-2 | 9 | 9 | 0 | 0 | 0 | 40.2 | 41 | 34 | 22 | 20 | 44 | 4.87 | 6-2 | 9 | 9 | 0 | 0 | 0 | 40.2 | 41 | 34 | 22 | 20 | 44 | |
| ----- | | | | | | | | | | | | | | | | | | | | | | | | | | | |
| Consigli, Peyton | 2.03 | 2-2 | 12 | 1 | 0 | 0 | 3 | 26.2 | 17 | 7 | 6 | 12 | 34 | 2.03 | 2-2 | 12 | 1 | 0 | 0 | 3 | 26.2 | 17 | 7 | 6 | 12 | 34 | |
| Kochanski, Brett | 2.38 | 1-0 | 10 | 0 | 0 | 0 | 2 | 22.2 | 17 | 10 | 6 | 15 | 25 | 5.40 | 1-3 | 31 | 2 | 0 | 0 | 2 | 51.2 | 47 | 40 | 31 | 37 | 43 | |
| Peltier, Tom | 3.38 | 0-1 | 16 | 2 | 0 | 0 | 2 | 26.2 | 27 | 15 | 10 | 17 | 33 | 4.26 | 1-3 | 32 | 5 | 0 | 0 | 2 | 57.0 | 53 | 34 | 27 | 39 | 51 | |
| Greenleaf, Tyler | 3.38 | 0-0 | 2 | 0 | 0 | 0 | 0 | 2.2 | 2 | 1 | 1 | 1 | 2 | 3.38 | 0-0 | 2 | 0 | 0 | 0 | 0 | 2.2 | 2 | 1 | 1 | 1 | 2 | |
| DeStefano, Jeff | 6.10 | 0-0 | 8 | 0 | 0 | 0 | 0 | 10.1 | 8 | 8 | 7 | 6 | 10 | 7.39 | 1-3 | 33 | 5 | 0 | 0 | 0 | 52.1 | 61 | 50 | 43 | 43 | 42 | |
| Yankowski, David | 6.75 | 2-2 | 13 | 0 | 0 | 0 | 0 | 26.2 | 31 | 24 | 20 | 22 | 25 | 6.22 | 4-4 | 36 | 0 | 0 | 0 | 0 | 55.0 | 60 | 50 | 38 | 42 | 47 | |
| Duffy, Aaron | 7.33 | 0-4 | 8 | 8 | 0 | 0 | 0 | 27.0 | 36 | 27 | 22 | 9 | 19 | 7.33 | 0-4 | 8 | 8 | 0 | 0 | 0 | 27.0 | 36 | 27 | 22 | 9 | 19 | |
| Guiliano, Justin | 10.0 | 0-2 | 9 | 3 | 0 | 0 | 0 | 18.0 | 27 | 24 | 20 | 15 | 13 | 10.0 | 0-2 | 9 | 3 | 0 | 0 | 0 | 18.0 | 27 | 24 | 20 | 15 | 13 | |
| Hennessey, Ethan | 11.5 | 0-0 | 5 | 0 | 0 | 0 | 0 | 4.2 | 8 | 7 | 6 | 4 | 5 | 11.5 | 0-0 | 5 | 0 | 0 | 0 | 0 | 4.2 | 8 | 7 | 6 | 4 | 5 | |
| Rizenthaler, Alec | 11.5 | 0-0 | 2 | 0 | 0 | 0 | 0 | 2.1 | 3 | 3 | 3 | 2 | 3 | 13.5 | 0-1 | 10 | 0 | 0 | 0 | 0 | 8.0 | 17 | 15 | 12 | 8 | 10 | |
| Abbott, Levi | 11.8 | 1-3 | 9 | 2 | 0 | 0 | 0 | 16.2 | 24 | 24 | 22 | 22 | 19 | 7.82 | 3-4 | 17 | 2 | 0 | 0 | 0 | 38.0 | 42 | 36 | 33 | 29 | 38 | |
| Murray, Cole | 16.2 | 0-0 | 3 | 0 | 0 | 0 | 0 | 1.2 | 3 | 3 | 3 | 4 | 3 | 16.2 | 0-0 | 3 | 0 | 0 | 0 | 0 | 1.2 | 3 | 3 | 3 | 4 | 3 | |
| Barry, Lukas | 18.0 | 0-0 | 2 | 0 | 0 | 0 | 0 | 2.0 | 6 | 5 | 4 | 1 | 1 | 18.0 | 0-0 | 2 | 0 | 0 | 0 | 0 | 2.0 | 6 | 5 | 4 | 1 | 1 | |
| Abramson, Joe | 27.0 | 1-0 | 3 | 0 | 0 | 0 | 0 | 3.0 | 4 | 10 | 9 | 3 | 2 | 27.0 | 1-0 | 3 | 0 | 0 | 0 | 0 | 3.0 | 4 | 10 | 9 | 3 | 2 | |
| Seidel, Rockne | 30.8 | 0-0 | 3 | 0 | 0 | 0 | 0 | 2.1 | 3 | 9 | 8 | 9 | 1 | 18.0 | 0-1 | 8 | 2 | 0 | 0 | 0 | 9.0 | 11 | 21 | 18 | 19 | 6 | |
| Totals | 5.92 | 17-18 | 35 | 35 | 0 | 1 | 7 | 296.2 | 309 | 243 | 195 | 175 | 319 | | | | | | | | | | | | | | |
| Opponents | 5.89 | 18-17 | 35 | 35 | 0 | 1 | 9 | 307.0 | 364 | 257 | 201 | 175 | 323 | | | | | | | | | | | | | | |



2022 CANISIUS BASEBALL GAME NOTES

GAME-BY-GAME BATTING STATISTICS

| Date | Opponent | AB | R | H | RBI | 2B | 3B | HR | TB | BB | IBB | SB | CS | HBP | SAC | SF | GDP | SO | PO | A | E | LOB | AVG |
|--------|------------------------|------|-----|-----|-----|----|----|----|-----|-----|-----|----|----|-----|-----|----|-----|-----|-----|-----|----|-----|------|
| 2/18 | vs. Pittsburgh | 42 | 11 | 15 | 9 | 2 | 0 | 3 | 26 | 2 | 0 | 0 | 0 | 0 | 0 | 0 | 0 | 16 | 27 | 4 | 0 | 6 | .357 |
| 2/19 | vs. Pittsburgh | 27 | 2 | 6 | 2 | 0 | 0 | 0 | 6 | 4 | 0 | 0 | 0 | 0 | 0 | 0 | 0 | 2 | 18 | 4 | 1 | 8 | .304 |
| 2/19 | vs. Pittsburgh | 31 | 0 | 5 | 0 | 1 | 0 | 0 | 6 | 1 | 0 | 0 | 0 | 1 | 0 | 0 | 2 | 8 | 24 | 8 | 1 | 6 | .260 |
| 2/20 | vs. Pittsburgh | 39 | 15 | 15 | 15 | 1 | 0 | 2 | 22 | 10 | 0 | 2 | 0 | 1 | 0 | 2 | 3 | 6 | 27 | 9 | 0 | 10 | .295 |
| 2/25 | at Morehead State | 41 | 11 | 16 | 9 | 1 | 0 | 1 | 20 | 9 | 0 | 1 | 0 | 1 | 0 | 1 | 1 | 5 | 27 | 3 | 2 | 14 | .317 |
| 2/26 | at Morehead State | 31 | 3 | 7 | 3 | 0 | 0 | 1 | 10 | 4 | 0 | 2 | 0 | 0 | 0 | 0 | 0 | 10 | 21 | 2 | 2 | 8 | .303 |
| 2/26 | at Morehead State | 25 | 2 | 4 | 2 | 0 | 0 | 1 | 7 | 1 | 0 | 0 | 0 | 1 | 0 | 0 | 1 | 7 | 18 | 9 | 1 | 4 | .288 |
| 2/27 | at Morehead State | 40 | 6 | 12 | 5 | 2 | 1 | 0 | 16 | 2 | 1 | 4 | 0 | 1 | 0 | 0 | 0 | 10 | 27 | 8 | 0 | 10 | .290 |
| 3/1 | at West Virginia | 33 | 3 | 7 | 3 | 3 | 1 | 0 | 12 | 1 | 0 | 0 | 0 | 1 | 1 | 0 | 0 | 11 | 24 | 14 | 3 | 6 | .282 |
| 3/4 | at Liberty | 34 | 1 | 7 | 0 | 0 | 0 | 0 | 7 | 1 | 0 | 1 | 0 | 1 | 0 | 0 | 1 | 10 | 24 | 3 | 2 | 9 | .274 |
| 3/5 | at Liberty | 32 | 3 | 5 | 3 | 2 | 0 | 0 | 7 | 3 | 0 | 3 | 0 | 2 | 0 | 0 | 0 | 12 | 24 | 6 | 1 | 7 | .264 |
| 3/6 | at Liberty | 35 | 5 | 8 | 4 | 1 | 0 | 1 | 12 | 6 | 0 | 1 | 0 | 2 | 0 | 0 | 0 | 17 | 24 | 11 | 3 | 11 | .261 |
| 3/12 | at Charleston Southern | 38 | 4 | 12 | 4 | 0 | 0 | 0 | 12 | 6 | 0 | 0 | 0 | 1 | 1 | 0 | 0 | 15 | 27 | 12 | 1 | 15 | .266 |
| 3/12 | at Charleston Southern | 36 | 15 | 11 | 10 | 2 | 1 | 0 | 15 | 6 | 0 | 0 | 1 | 1 | 0 | 1 | 0 | 7 | 21 | 7 | 6 | 8 | .269 |
| 3/13 | at Charleston Southern | 35 | 8 | 10 | 6 | 3 | 0 | 1 | 16 | 5 | 0 | 2 | 0 | 0 | 0 | 1 | 2 | 5 | 27 | 11 | 2 | 6 | .270 |
| 3/18 | at North Carolina A&T | 52 | 7 | 15 | 6 | 1 | 1 | 2 | 24 | 5 | 0 | 1 | 0 | 1 | 0 | 1 | 0 | 10 | 37 | 12 | 4 | 13 | .271 |
| 3/19 | at North Carolina A&T | 39 | 4 | 16 | 4 | 2 | 0 | 0 | 18 | 2 | 0 | 0 | 0 | 1 | 0 | 1 | 1 | 6 | 24 | 10 | 2 | 12 | .280 |
| 3/20 | at North Carolina A&T | 33 | 4 | 6 | 4 | 1 | 1 | 1 | 12 | 5 | 0 | 0 | 0 | 0 | 0 | 0 | 0 | 8 | 27 | 11 | 0 | 7 | .275 |
| 3/25 | at Manhattan | 33 | 1 | 5 | 1 | 0 | 0 | 0 | 5 | 2 | 0 | 1 | 0 | 0 | 0 | 0 | 1 | 8 | 25 | 6 | 0 | 8 | .269 |
| 3/26 | at Manhattan | 41 | 13 | 14 | 11 | 1 | 1 | 0 | 17 | 13 | 0 | 7 | 0 | 0 | 0 | 0 | 0 | 5 | 27 | 7 | 1 | 14 | .273 |
| 3/27 | at Manhattan | 29 | 1 | 4 | 1 | 2 | 0 | 0 | 6 | 5 | 0 | 0 | 1 | 1 | 0 | 0 | 1 | 10 | 24 | 8 | 1 | 7 | .268 |
| 4/1 | at Quinnipiac | 31 | 2 | 4 | 1 | 1 | 0 | 1 | 8 | 8 | 0 | 2 | 1 | 0 | 0 | 0 | 1 | 13 | 24 | 7 | 3 | 10 | .263 |
| 4/2 | at Quinnipiac | 49 | 15 | 22 | 11 | 7 | 0 | 2 | 35 | 0 | 1 | 1 | 0 | 0 | 0 | 0 | 0 | 7 | 27 | 7 | 1 | 13 | .274 |
| 4/3 | at Quinnipiac | 35 | 5 | 9 | 4 | 3 | 0 | 2 | 18 | 5 | 0 | 1 | 0 | 1 | 0 | 0 | 1 | 10 | 27 | 8 | 2 | 9 | .273 |
| 4/5 | CORNELL | 35 | 10 | 9 | 10 | 3 | 0 | 0 | 12 | 8 | 0 | 2 | 0 | 3 | 0 | 0 | 0 | 7 | 27 | 9 | 1 | 8 | .272 |
| 4/8 | IONA | 35 | 12 | 11 | 12 | 3 | 1 | 2 | 22 | 5 | 0 | 3 | 0 | 3 | 0 | 0 | 0 | 11 | 27 | 8 | 0 | 7 | .274 |
| 4/9 | IONA | 35 | 13 | 13 | 13 | 2 | 0 | 3 | 24 | 10 | 1 | 5 | 1 | 3 | 1 | 0 | 0 | 8 | 27 | 10 | 1 | 13 | .277 |
| 4/10 | IONA | 32 | 12 | 9 | 12 | 2 | 1 | 2 | 19 | 7 | 1 | 2 | 0 | 2 | 1 | 0 | 0 | 12 | 27 | 13 | 0 | 6 | .278 |
| 4/12 | at St. Bonaventure | 39 | 11 | 14 | 10 | 2 | 0 | 0 | 16 | 8 | 0 | 1 | 0 | 3 | 0 | 1 | 1 | 8 | 27 | 12 | 1 | 13 | .281 |
| 4/14 | MARIST | 42 | 17 | 18 | 15 | 5 | 1 | 1 | 28 | 4 | 0 | 0 | 0 | 4 | 1 | 0 | 0 | 8 | 27 | 5 | 1 | 10 | .286 |
| 4/15 | MARIST | 43 | 17 | 18 | 17 | 2 | 1 | 3 | 31 | 5 | 0 | 0 | 1 | 4 | 0 | 0 | 1 | 7 | 27 | 11 | 4 | 8 | .291 |
| 4/16 | MARIST | 38 | 11 | 15 | 8 | 4 | 1 | 1 | 24 | 5 | 0 | 0 | 0 | 1 | 0 | 1 | 0 | 13 | 27 | 8 | 1 | 10 | .295 |
| 4/20 | at Niagara | 34 | 1 | 6 | 1 | 0 | 0 | 0 | 6 | 5 | 0 | 0 | 0 | 1 | 0 | 0 | 0 | 11 | 24 | 7 | 0 | 12 | .291 |
| 4/23 | at Ohio | 36 | 7 | 10 | 6 | 2 | 0 | 0 | 12 | 3 | 0 | 2 | 0 | 1 | 0 | 1 | 0 | 14 | 24 | 9 | 1 | 7 | .291 |
| 4/23 | at Ohio | 34 | 5 | 6 | 3 | 1 | 0 | 1 | 10 | 3 | 0 | 1 | 0 | 2 | 0 | 0 | 1 | 6 | 24 | 10 | 0 | 7 | .288 |
| 4/26 | ST. BONAVENTURE | | | | | | | | | | | | | | | | | | | | | | |
| 4/29 | at Siena | | | | | | | | | | | | | | | | | | | | | | |
| 4/30 | at Siena | | | | | | | | | | | | | | | | | | | | | | |
| 5/1 | at Siena | | | | | | | | | | | | | | | | | | | | | | |
| 5/6 | NIAGARA | | | | | | | | | | | | | | | | | | | | | | |
| 5/7 | NIAGARA | | | | | | | | | | | | | | | | | | | | | | |
| 5/8 | NIAGARA | | | | | | | | | | | | | | | | | | | | | | |
| 5/10 | at Binghamton | | | | | | | | | | | | | | | | | | | | | | |
| 5/13 | at Rider | | | | | | | | | | | | | | | | | | | | | | |
| 5/14 | at Rider | | | | | | | | | | | | | | | | | | | | | | |
| 5/15 | at Rider | | | | | | | | | | | | | | | | | | | | | | |
| 5/18 | MONMOUTH | | | | | | | | | | | | | | | | | | | | | | |
| 5/19 | MONMOUTH | | | | | | | | | | | | | | | | | | | | | | |
| 5/20 | MONMOUTH | | | | | | | | | | | | | | | | | | | | | | |
| TOTALS | | 1264 | 257 | 364 | 225 | 62 | 11 | 31 | 541 | 169 | 4 | 45 | 5 | 44 | 5 | 10 | 18 | 323 | 890 | 289 | 49 | 322 | .288 |



2022 CANISIUS BASEBALL GAME NOTES

GAME-BY-GAME BATTING SITUATIONALS

| Date | Opponent | Total H/AB | vs. LHP | vs. RHP | With Runners On | Bases Empty | Bases Loaded | With 2 Outs | With RBI-op | Rch As Leadoff | RBI w/ 3rd<2out |
|---------------|------------------------|-----------------|---------------|----------------|-----------------|----------------|--------------|----------------|----------------|----------------|-----------------|
| 2/18 | vs. Pittsburgh | 15-42 | 1-4 | 14-38 | 8-22 | 7-20 | 0-0 | 3-12 | 3-13 | 5-9 | 0-3 |
| 2/19 | vs. Pittsburgh | 6-27 | 0-0 | 6-27 | 3-14 | 3-13 | 0-0 | 0-7 | 1-9 | 1-7 | 1-1 |
| 2/19 | vs. Pittsburgh | 5-31 | 0-0 | 5-31 | 1-11 | 4-20 | 0-0 | 4-13 | 0-2 | 3-9 | 0-0 |
| 2/20 | vs. Pittsburgh | 15-39 | 4-12 | 11-27 | 10-22 | 5-17 | 2-3 | 7-14 | 7-17 | 2-9 | 4-6 |
| 2/25 | at Morehead State | 16-41 | 3-5 | 13-36 | 10-25 | 6-16 | 0-5 | 3-10 | 5-19 | 5-9 | 4-9 |
| 2/26 | at Morehead State | 7-31 | 1-6 | 6-25 | 4-16 | 3-15 | 0-0 | 2-10 | 1-10 | 2-8 | 1-1 |
| 2/26 | at Morehead State | 4-25 | 1-4 | 3-21 | 1-9 | 3-16 | 0-0 | 0-6 | 0-1 | 3-7 | 0-0 |
| 2/27 | at Morehead State | 12-40 | 1-1 | 11-39 | 7-24 | 5-16 | 0-0 | 3-12 | 4-18 | 5-9 | 2-4 |
| 3/1 | at West Virginia | 7-33 | 0-1 | 7-32 | 3-14 | 4-19 | 0-0 | 3-12 | 2-7 | 2-9 | 0-0 |
| 3/4 | at Liberty | 7-34 | 6-30 | 1-4 | 2-18 | 5-16 | 0-1 | 4-13 | 0-6 | 3-9 | 0-1 |
| 3/5 | at Liberty | 5-32 | 2-14 | 3-18 | 2-17 | 3-15 | 0-0 | 2-11 | 2-6 | 4-9 | 1-1 |
| 3/6 | at Liberty | 8-35 | 0-0 | 8-35 | 3-20 | 5-15 | 0-2 | 1-10 | 0-10 | 4-9 | 1-3 |
| 3/12 | at Charleston Southern | 12-38 | 1-6 | 11-32 | 7-24 | 5-14 | 0-3 | 2-11 | 3-14 | 4-9 | 2-5 |
| 3/12 | at Charleston Southern | 11-36 | 8-27 | 3-9 | 7-25 | 4-11 | 2-4 | 4-13 | 5-17 | 5-7 | 6-9 |
| 3/13 | at Charleston Southern | 10-35 | 0-0 | 10-35 | 4-15 | 6-20 | 1-2 | 4-10 | 4-12 | 2-9 | 3-3 |
| 3/18 | at North Carolina A&T | 15-52 | 7-25 | 8-27 | 8-24 | 7-28 | 0-2 | 3-15 | 2-10 | 7-13 | 1-2 |
| 3/19 | at North Carolina A&T | 16-39 | 0-0 | 16-39 | 9-24 | 7-15 | 2-2 | 2-9 | 4-16 | 4-9 | 3-3 |
| 3/20 | at North Carolina A&T | 6-33 | 5-20 | 1-13 | 3-12 | 3-21 | 0-1 | 1-10 | 3-10 | 2-9 | 2-2 |
| 3/25 | at Manhattan | 5-33 | 5-33 | 0-0 | 3-15 | 2-18 | 0-1 | 0-9 | 1-5 | 4-9 | 1-2 |
| 3/26 | at Manhattan | 14-41 | 3-6 | 11-35 | 7-27 | 7-14 | 2-9 | 5-14 | 6-19 | 6-9 | 3-8 |
| 3/27 | at Manhattan | 4-29 | 0-11 | 4-18 | 1-14 | 3-15 | 0-0 | 0-9 | 1-12 | 5-9 | 0-1 |
| 4/2 | at Quinnipiac | 4-31 | 4-31 | 0-0 | 0-11 | 4-20 | 0-1 | 2-12 | 0-7 | 2-9 | 0-0 |
| 4/2 | at Quinnipiac | 22-49 | 0-0 | 22-49 | 11-36 | 11-13 | 1-1 | 3-13 | 5-22 | 8-9 | 5-9 |
| 4/3 | at Quinnipiac | 9-35 | 4-12 | 5-23 | 4-19 | 5-16 | 0-2 | 2-10 | 2-14 | 4-9 | 0-1 |
| 4/5 | CORNELL | 9-35 | 0-0 | 9-35 | 7-18 | 2-17 | 1-2 | 3-11 | 7-16 | 3-10 | 5-5 |
| 4/8 | IONA | 11-35 | 8-23 | 3-12 | 8-21 | 3-14 | 1-3 | 7-15 | 8-18 | 3-8 | 1-3 |
| 4/9 | IONA | 13-35 | 1-5 | 12-30 | 9-23 | 4-12 | 1-3 | 3-11 | 7-20 | 4-8 | 3-4 |
| 4/10 | IONA | 9-32 | 0-9 | 9-23 | 6-20 | 3-12 | 1-2 | 2-10 | 4-14 | 6-8 | 4-6 |
| 4/12 | at St. Bonaventure | 14-39 | 10-24 | 4-15 | 8-29 | 6-10 | 2-5 | 2-10 | 5-19 | 6-9 | 7-9 |
| 4/14 | MARIST | 18-42 | 5-11 | 13-31 | 13-29 | 5-13 | 2-3 | 8-17 | 12-24 | 5-8 | 3-5 |
| 4/15 | MARIST | 18-43 | 2-2 | 16-41 | 13-22 | 5-21 | 2-2 | 6-15 | 9-12 | 2-9 | 4-4 |
| 4/16 | MARIST | 15-38 | 3-13 | 12-25 | 8-27 | 7-11 | 0-0 | 3-11 | 5-21 | 6-8 | 2-7 |
| 4/20 | at Niagara | 6-34 | 1-8 | 5-26 | 4-25 | 2-9 | 0-2 | 1-10 | 2-11 | 6-10 | 0-2 |
| 4/23 | at Ohio | 10-36 | 7-19 | 3-17 | 8-17 | 2-19 | 0-2 | 5-14 | 6-13 | 2-9 | 1-1 |
| 4/23 | at Ohio | 6-34 | 1-4 | 5-30 | 3-14 | 3-20 | 0-0 | 4-12 | 1-7 | 0-9 | 1-2 |
| 4/26 | ST. BONAVENTURE | | | | | | | | | | |
| 4/29 | at Siena | | | | | | | | | | |
| 4/30 | at Siena | | | | | | | | | | |
| 5/1 | at Siena | | | | | | | | | | |
| 5/6 | NIAGARA | | | | | | | | | | |
| 5/7 | NIAGARA | | | | | | | | | | |
| 5/8 | NIAGARA | | | | | | | | | | |
| 5/10 | at Binghamton | | | | | | | | | | |
| 5/13 | at Rider | | | | | | | | | | |
| 5/14 | at Rider | | | | | | | | | | |
| 5/15 | at Rider | | | | | | | | | | |
| 5/18 | MONMOUTH | | | | | | | | | | |
| 5/19 | MONMOUTH | | | | | | | | | | |
| 5/20 | MONMOUTH | | | | | | | | | | |
| TOTALS | | 364-1264 | 94-366 | 270-897 | 205-702 | 159-561 | 20-63 | 104-401 | 127-450 | 135-308 | 71-122 |
| | | .288 | .257 | .301 | .292 | .283 | .317 | .259 | .282 | .438 | .582 |



2022 CANISIUS BASEBALL GAME NOTES

GAME-BY-GAME PITCHING STATISTICS

| Date | Opponent | IP | H | R | ER | BB | SO | 2B | 3B | HR | WP | BK | HBP | DP | IBB | Score | W | L | SV | ERA | WHIP | BB/9 | SO/9 |
|--------|------------------------|------|-----|-----|-----|-----|-----|----|----|----|----|----|-----|----|-----|---------|----|----|----|------|------|------|-------|
| 2/18 | vs. Pittsburgh | 9 | 7 | 3 | 3 | 7 | 12 | 0 | 0 | 1 | 0 | 0 | 2 | 1 | 0 | 11-3 | 1 | 0 | 0 | 3.00 | 1.56 | 7.00 | 12.00 |
| 2/19 | vs. Pittsburgh | 6 | 10 | 12 | 12 | 9 | 4 | 3 | 0 | 2 | 1 | 0 | 1 | 1 | 0 | 2-12 | 1 | 1 | 0 | 9.00 | 2.20 | 9.60 | 9.60 |
| 2/19 | vs. Pittsburgh | 8 | 4 | 4 | 3 | 5 | 6 | 0 | 0 | 1 | 3 | 0 | 1 | 1 | 0 | 0-4 | 1 | 2 | 0 | 7.04 | 1.83 | 8.22 | 8.61 |
| 2/20 | vs. Pittsburgh | 9 | 9 | 7 | 7 | 12 | 10 | 2 | 0 | 0 | 1 | 0 | 1 | 2 | 0 | 15-7 | 2 | 2 | 0 | 7.03 | 1.97 | 9.28 | 9.00 |
| 2/25 | at Morehead State | 9 | 7 | 4 | 4 | 5 | 14 | 3 | 0 | 1 | 0 | 0 | 1 | 0 | 0 | 11-4 | 3 | 2 | 0 | 6.37 | 1.83 | 8.34 | 10.10 |
| 2/26 | at Morehead State | 7 | 5 | 4 | 3 | 2 | 10 | 1 | 0 | 0 | 3 | 0 | 1 | 0 | 0 | 3-4 | 3 | 3 | 0 | 6.00 | 1.71 | 7.50 | 10.50 |
| 2/26 | at Morehead State | 6 | 7 | 5 | 4 | 5 | 2 | 0 | 0 | 1 | 0 | 0 | 2 | 0 | 0 | 2-5 | 3 | 4 | 0 | 6.00 | 1.74 | 7.50 | 9.67 |
| 2/27 | at Morehead State | 9 | 5 | 2 | 2 | 2 | 12 | 3 | 0 | 0 | 1 | 0 | 0 | 0 | 0 | 6-2 | 4 | 4 | 0 | 5.43 | 1.60 | 6.71 | 10.00 |
| 3/1 | at West Virginia | 8 | 16 | 17 | 16 | 9 | 2 | 1 | 0 | 2 | 3 | 0 | 2 | 2 | 0 | 3-17 | 4 | 5 | 0 | 6.85 | 1.77 | 7.10 | 9.13 |
| 3/4 | at Liberty | 8 | 5 | 4 | 3 | 5 | 12 | 0 | 0 | 0 | 0 | 0 | 2 | 0 | 0 | 1-4 | 4 | 6 | 0 | 6.49 | 1.72 | 6.95 | 9.57 |
| 3/5 | at Liberty | 8 | 9 | 14 | 13 | 8 | 9 | 1 | 0 | 2 | 1 | 0 | 3 | 0 | 0 | 3-14 | 4 | 7 | 0 | 7.24 | 1.76 | 7.14 | 9.62 |
| 3/6 | at Liberty | 8 | 13 | 14 | 11 | 7 | 8 | 1 | 0 | 1 | 1 | 0 | 5 | 1 | 0 | 5-14 | 4 | 8 | 0 | 7.67 | 1.82 | 7.20 | 9.57 |
| 3/12 | at Charleston Southern | 9 | 5 | 2 | 2 | 1 | 10 | 2 | 0 | 0 | 2 | 0 | 1 | 0 | 0 | 4-2 | 5 | 8 | 0 | 7.18 | 1.72 | 6.66 | 9.61 |
| 3/12 | at Charleston Southern | 7 | 8 | 12 | 6 | 8 | 6 | 3 | 1 | 0 | 0 | 0 | 1 | 0 | 0 | 15-12 | 6 | 8 | 0 | 7.22 | 1.76 | 6.89 | 9.49 |
| 3/13 | at Charleston Southern | 9 | 11 | 6 | 5 | 1 | 6 | 1 | 0 | 0 | 1 | 0 | 3 | 1 | 0 | 8-6 | 7 | 8 | 0 | 7.05 | 1.73 | 6.45 | 9.23 |
| 3/18 | at North Carolina A&T | 12½ | 13 | 8 | 5 | 4 | 16 | 3 | 1 | 1 | 2 | 0 | 2 | 0 | 0 | 7-8 | 7 | 9 | 0 | 6.73 | 1.69 | 6.12 | 9.45 |
| 3/19 | at North Carolina A&T | 8 | 19 | 16 | 13 | 2 | 6 | 5 | 1 | 4 | 3 | 0 | 3 | 1 | 0 | 4-16 | 7 | 10 | 0 | 7.18 | 1.75 | 5.90 | 9.30 |
| 3/20 | at North Carolina A&T | 9 | 3 | 0 | 0 | 6 | 10 | 0 | 0 | 0 | 1 | 0 | 1 | 1 | 0 | 4-0 | 8 | 10 | 0 | 6.75 | 1.70 | 5.91 | 9.34 |
| 3/25 | at Manhattan | 8½ | 6 | 2 | 2 | 1 | 5 | 2 | 0 | 0 | 1 | 0 | 2 | 0 | 0 | 1-2 | 8 | 11 | 3 | 6.51 | 1.66 | 5.65 | 9.13 |
| 3/26 | at Manhattan | 9 | 7 | 5 | 4 | 5 | 7 | 1 | 0 | 1 | 0 | 0 | 0 | 1 | 0 | 13-5 | 9 | 11 | 4 | 6.37 | 1.64 | 5.62 | 9.02 |
| 3/27 | at Manhattan | 8 | 10 | 6 | 5 | 3 | 9 | 0 | 0 | 1 | 1 | 0 | 3 | 0 | 0 | 1-6 | 9 | 12 | 4 | 6.34 | 1.64 | 5.51 | 9.07 |
| 4/1 | at Quinnipiac | 8 | 7 | 5 | 1 | 1 | 15 | 1 | 1 | 0 | 0 | 1 | 0 | 0 | 0 | 2-5 | 9 | 13 | 4 | 6.11 | 1.61 | 5.32 | 9.41 |
| 4/2 | at Quinnipiac | 9 | 11 | 9 | 8 | 6 | 13 | 2 | 0 | 1 | 2 | 0 | 3 | 0 | 0 | 15-9 | 10 | 13 | 4 | 6.20 | 1.62 | 5.35 | 9.58 |
| 4/3 | at Quinnipiac | 9 | 5 | 4 | 1 | 8 | 11 | 0 | 0 | 0 | 1 | 0 | 1 | 0 | 0 | 5-4 | 11 | 13 | 5 | 5.97 | 1.61 | 5.47 | 9.64 |
| 4/5 | CORNELL | 9 | 13 | 11 | 11 | 7 | 11 | 4 | 1 | 1 | 2 | 0 | 1 | 0 | 0 | 10-11 | 11 | 14 | 5 | 6.18 | 1.64 | 5.54 | 9.70 |
| 4/8 | IONA | 9 | 9 | 6 | 6 | 3 | 15 | 2 | 1 | 2 | 0 | 0 | 0 | 0 | 0 | 12-6 | 12 | 14 | 5 | 6.17 | 1.63 | 5.43 | 9.92 |
| 4/9 | IONA | 9 | 4 | 3 | 2 | 6 | 8 | 0 | 0 | 0 | 2 | 0 | 1 | 1 | 0 | 13-3 | 13 | 14 | 5 | 6.01 | 1.61 | 5.46 | 9.84 |
| 4/10 | IONA | 9 | 9 | 4 | 4 | 2 | 10 | 1 | 0 | 0 | 1 | 0 | 2 | 1 | 0 | 12-4 | 14 | 14 | 5 | 5.93 | 1.59 | 5.32 | 9.85 |
| 4/12 | at St. Bonaventure | 9 | 9 | 1 | 1 | 0 | 7 | 1 | 0 | 0 | 0 | 0 | 0 | 0 | 0 | 11-1 | 15 | 14 | 5 | 5.75 | 1.57 | 5.13 | 9.74 |
| 4/14 | MARIST | 9 | 13 | 12 | 11 | 3 | 15 | 3 | 1 | 2 | 0 | 0 | 1 | 1 | 0 | 17-12 | 16 | 14 | 6 | 5.94 | 1.58 | 5.05 | 9.93 |
| 4/15 | MARIST | 9 | 14 | 18 | 7 | 12 | 9 | 2 | 0 | 0 | 1 | 0 | 3 | 0 | 0 | 17-18 | 16 | 15 | 6 | 5.97 | 1.62 | 5.29 | 9.90 |
| 4/16 | MARIST | 9 | 6 | 3 | 2 | 7 | 8 | 1 | 0 | 0 | 2 | 0 | 1 | 0 | 0 | 11-3 | 17 | 15 | 6 | 5.84 | 1.62 | 5.35 | 9.84 |
| 4/20 | at Niagara | 8 | 9 | 3 | 3 | 3 | 8 | 1 | 0 | 1 | 0 | 0 | 1 | 0 | 0 | 1-3 | 17 | 16 | 6 | 5.77 | 1.61 | 5.29 | 9.81 |
| 4/23 | at Ohio | 8 | 10 | 8 | 6 | 1 | 10 | 2 | 0 | 2 | 1 | 0 | 0 | 0 | 0 | 7-8 | 17 | 17 | 6 | 5.80 | 1.61 | 5.18 | 9.85 |
| 4/23 | at Ohio | 8 | 11 | 9 | 9 | 9 | 3 | 3 | 0 | 1 | 2 | 0 | 1 | 0 | 0 | 5-9 | 17 | 18 | 6 | 5.92 | 1.63 | 5.31 | 9.68 |
| 4/26 | ST. BONAVENTURE | | | | | | | | | | | | | | | | | | | | | | |
| 4/29 | at Siena | | | | | | | | | | | | | | | | | | | | | | |
| 4/30 | at Siena | | | | | | | | | | | | | | | | | | | | | | |
| 5/1 | at Siena | | | | | | | | | | | | | | | | | | | | | | |
| 5/6 | NIAGARA | | | | | | | | | | | | | | | | | | | | | | |
| 5/7 | NIAGARA | | | | | | | | | | | | | | | | | | | | | | |
| 5/8 | NIAGARA | | | | | | | | | | | | | | | | | | | | | | |
| 5/10 | at Binghamton | | | | | | | | | | | | | | | | | | | | | | |
| 5/13 | at Rider | | | | | | | | | | | | | | | | | | | | | | |
| 5/14 | at Rider | | | | | | | | | | | | | | | | | | | | | | |
| 5/15 | at Rider | | | | | | | | | | | | | | | | | | | | | | |
| 5/18 | MONMOUTH | | | | | | | | | | | | | | | | | | | | | | |
| 5/19 | MONMOUTH | | | | | | | | | | | | | | | | | | | | | | |
| 5/20 | MONMOUTH | | | | | | | | | | | | | | | | | | | | | | |
| TOTALS | | 296½ | 309 | 243 | 195 | 175 | 319 | 55 | 7 | 28 | 39 | 1 | 52 | 15 | 0 | 257-243 | 17 | 18 | 6 | 5.92 | 1.63 | 5.31 | 9.68 |



2022 CANISIUS BASEBALL GAME NOTES

GAME-BY-GAME PITCHING SITUATIONALS

| Date | Opponent | Score | Total H/AB | vs. LHB | vs. RHB | With Runners | Bases Empty | With 2 outs | Rch as Leaoff | Gnd Out | Fly Out | ERA |
|---------------|------------------------|----------------|-----------------|----------------|----------------|----------------|----------------|---------------|----------------|------------|------------|-------------|
| 2/18 | vs. Pittsburgh | 11-3 | 7-32 | 3-14 | 4-18 | 4-18 | 3-14 | 2-10 | 4-9 | 3 | 10 | 3.00 |
| 2/19 | vs. Pittsburgh | 2-12 | 10-27 | 5-13 | 5-14 | 7-16 | 3-11 | 5-12 | 4-6 | 4 | 9 | 9.00 |
| 2/19 | vs. Pittsburgh | 0-4 | 4-27 | 2-16 | 2-11 | 3-11 | 1-16 | 4-12 | 1-8 | 7 | 11 | 7.04 |
| 2/20 | vs. Pittsburgh | 15-7 | 9-33 | 4-15 | 5-18 | 6-25 | 3-8 | 4-12 | 6-9 | 6 | 9 | 7.03 |
| 2/25 | at Morehead State | 11-4 | 7-36 | 5-20 | 2-16 | 2-20 | 5-16 | 2-11 | 4-9 | 4 | 9 | 6.37 |
| 2/26 | at Morehead State | 3-4 | 5-28 | 3-17 | 2-11 | 2-14 | 3-14 | 0-7 | 4-8 | 4 | 9 | 6.00 |
| 2/26 | at Morehead State | 2-5 | 7-22 | 2-12 | 5-10 | 2-12 | 5-10 | 2-7 | 4-6 | 6 | 8 | 6.00 |
| 2/27 | at Morehead State | 6-2 | 5-30 | 2-10 | 3-20 | 2-7 | 3-23 | 3-10 | 1-9 | 3 | 10 | 5.43 |
| 3/1 | at West Virginia | 3-17 | 16-35 | 11-18 | 5-17 | 10-22 | 6-13 | 0-6 | 5-8 | 8 | 10 | 6.85 |
| 3/4 | at Liberty | 1-4 | 5-29 | 5-18 | 0-11 | 3-14 | 2-15 | 1-9 | 2-8 | 4 | 8 | 6.49 |
| 3/5 | at Liberty | 3-14 | 9-33 | 5-17 | 4-16 | 6-17 | 3-16 | 2-10 | 3-8 | 6 | 9 | 7.24 |
| 3/6 | at Liberty | 5-14 | 13-34 | 7-17 | 6-17 | 8-21 | 5-13 | 3-11 | 5-8 | 9 | 5 | 7.67 |
| 3/12 | at Charleston Southern | 4-2 | 5-31 | 3-9 | 2-22 | 3-12 | 2-19 | 1-9 | 2-9 | 10 | 7 | 7.18 |
| 3/12 | at Charleston Southern | 15-12 | 8-31 | 3-7 | 5-24 | 4-18 | 4-13 | 3-11 | 2-7 | 7 | 8 | 7.22 |
| 3/13 | at Charleston Southern | 8-6 | 11-35 | 3-7 | 8-28 | 6-18 | 5-17 | 3-11 | 5-9 | 9 | 8 | 7.05 |
| 3/18 | at North Carolina A&T | 7-8 | 13-49 | 5-21 | 8-28 | 8-26 | 5-23 | 7-19 | 6-13 | 11 | 9 | 6.73 |
| 3/19 | at North Carolina A&T | 4-16 | 19-41 | 9-16 | 10-25 | 13-29 | 6-12 | 8-15 | 6-8 | 8 | 9 | 7.18 |
| 3/20 | at North Carolina A&T | 4-0 | 3-28 | 3-13 | 0-15 | 1-13 | 2-15 | 1-9 | 3-9 | 8 | 7 | 6.75 |
| 3/25 | at Manhattan | 1-2 | 6-29 | 3-12 | 3-17 | 3-11 | 3-18 | 0-7 | 4-9 | 5 | 14 | 6.51 |
| 3/26 | at Manhattan | 13-5 | 7-33 | 1-15 | 6-18 | 4-18 | 3-15 | 1-10 | 5-9 | 9 | 10 | 6.37 |
| 3/27 | at Manhattan | 1-6 | 10-29 | 6-13 | 4-16 | 5-13 | 5-16 | 3-10 | 4-8 | 6 | 7 | 6.34 |
| 4/2 | at Quinnipiac | 2-5 | 7-30 | 4-17 | 3-13 | 3-12 | 4-18 | 1-8 | 2-8 | 6 | 3 | 6.11 |
| 4/2 | at Quinnipiac | 15-9 | 11-36 | 4-14 | 7-22 | 7-20 | 4-16 | 2-9 | 4-9 | 5 | 7 | 6.20 |
| 4/3 | at Quinnipiac | 5-4 | 5-32 | 2-18 | 3-14 | 3-16 | 2-16 | 1-11 | 3-9 | 7 | 8 | 5.97 |
| 4/5 | CORNELL | 10-11 | 13-37 | 1-4 | 12-33 | 6-21 | 7-16 | 5-14 | 6-9 | 7 | 7 | 6.18 |
| 4/8 | IONA | 12-6 | 9-35 | 2-5 | 7-30 | 4-17 | 5-18 | 1-10 | 4-9 | 8 | 4 | 6.17 |
| 4/9 | IONA | 13-3 | 4-30 | 0-4 | 4-26 | 2-14 | 2-16 | 0-9 | 3-9 | 8 | 10 | 6.01 |
| 4/10 | IONA | 12-4 | 9-32 | 0-3 | 9-29 | 7-15 | 2-17 | 1-8 | 4-9 | 12 | 1 | 5.93 |
| 4/12 | at St. Bonaventure | 11-1 | 9-36 | 2-12 | 7-24 | 3-15 | 6-21 | 4-13 | 1-9 | 14 | 6 | 5.75 |
| 4/14 | MARIST | 17-12 | 13-40 | 7-20 | 6-20 | 8-21 | 5-19 | 5-14 | 4-9 | 5 | 6 | 5.94 |
| 4/15 | MARIST | 17-18 | 14-40 | 10-25 | 4-15 | 11-26 | 3-14 | 8-19 | 4-9 | 7 | 8 | 5.97 |
| 4/16 | MARIST | 11-3 | 6-33 | 1-18 | 5-15 | 3-17 | 3-16 | 2-11 | 2-9 | 9 | 10 | 5.84 |
| 4/20 | at Niagara | 1-3 | 9-33 | 3-11 | 6-22 | 3-21 | 6-12 | 1-9 | 5-8 | 7 | 9 | 5.77 |
| 4/23 | at Ohio | 7-8 | 10-33 | 6-8 | 4-25 | 5-13 | 5-20 | 1-8 | 4-8 | 8 | 6 | 5.80 |
| 4/23 | at Ohio | 5-9 | 11-31 | 0-5 | 11-26 | 8-19 | 3-12 | 1-8 | 2-8 | 9 | 10 | 5.92 |
| 4/26 | ST. BONAVENTURE | | | | | | | | | | | |
| 4/29 | at Siena | | | | | | | | | | | |
| 4/30 | at Siena | | | | | | | | | | | |
| 5/1 | at Siena | | | | | | | | | | | |
| 5/6 | NIAGARA | | | | | | | | | | | |
| 5/7 | NIAGARA | | | | | | | | | | | |
| 5/8 | NIAGARA | | | | | | | | | | | |
| 5/10 | at Binghamton | | | | | | | | | | | |
| 5/13 | at Rider | | | | | | | | | | | |
| 5/14 | at Rider | | | | | | | | | | | |
| 5/15 | at Rider | | | | | | | | | | | |
| 5/18 | MONMOUTH | | | | | | | | | | | |
| 5/19 | MONMOUTH | | | | | | | | | | | |
| 5/20 | MONMOUTH | | | | | | | | | | | |
| TOTALS | | 257-243 | 309-1150 | 132-464 | 177-686 | 175-602 | 134-548 | 88-369 | 128-299 | 249 | 281 | 5.92 |
| | | | .269 | .284 | .258 | .291 | .245 | .238 | .428 | | | |



2022 CANISIUS BASEBALL GAME NOTES

GAME-BY-GAME INFORMATION

| Date | Opponent | Time (ET) Result | CANISIUS | | | | OPPONENTS | | | | | | | | Winning Pitcher | Losing Pitcher | Save | Time | Att. |
|------|------------------------|---------------------|----------|----|---|-----|-----------|----|---|-----|-------|------|------|-----|------------------------------|------------------------------|----------------------------|------|-------|
| | | | R | H | E | LOB | R | H | E | LOB | Rec. | MAAC | Pos. | GB | | | | | |
| 2/18 | vs. Pittsburgh | W, 11-3 | 11 | 15 | 0 | 6 | 3 | 7 | 0 | 11 | 1-0 | — | — | — | Matt Duffy (1-0) | Matt Gilbertson (0-1) | — | 3:15 | 333 |
| 2/19 | vs. Pittsburgh | L, 2-12 | 2 | 6 | 1 | 8 | 12 | 10 | 0 | 8 | 1-1 | — | — | — | Billy Corcoran (1-0) | Levi Abbott (0-1) | — | 2:16 | 222 |
| | vs. Pittsburgh | L, 0-4 | 0 | 5 | 1 | 6 | 4 | 4 | 1 | 6 | 1-2 | — | — | — | Logan Evans (1-0) | Aaron Duffy (0-1) | Hayden Summers (1) | 2:30 | 227 |
| 2/20 | vs. Pittsburgh | W, 15-7 | 15 | 15 | 0 | 10 | 7 | 9 | 2 | 13 | 2-2 | — | — | — | Peyton Consigli (1-0) | Ben Dragani (0-1) | — | 4:09 | 249 |
| 2/25 | at Morehead State | W, 11-4 | 11 | 16 | 2 | 14 | 4 | 7 | 1 | 11 | 3-2 | — | — | — | Matt Duffy (2-0) | Luke Helton (0-1) | — | 3:30 | 128 |
| 2/26 | at Morehead State | L, 3-4 | 3 | 7 | 2 | 8 | 4 | 5 | 0 | 5 | 3-3 | — | — | — | John Bakke (1-0) | David Yankowski (0-1) | — | 2:38 | — |
| | at Morehead State | L, 2-5 | 2 | 4 | 1 | 4 | 5 | 7 | 1 | 8 | 3-4 | — | — | — | Alex Kafka (1-0) | Levi Abbott (0-2) | John Bakke (1) | 1:45 | 175 |
| 2/27 | at Morehead State | W, 6-2 | 6 | 12 | 0 | 10 | 2 | 5 | 2 | 3 | 4-4 | — | — | — | Chris Pouliot (1-0) | Matt Bettio (0-1) | — | 3:03 | 165 |
| 3/1 | at West Virginia | L, 3-17 | 3 | 7 | 3 | 6 | 17 | 16 | 0 | 7 | 4-5 | — | — | — | Michael Kilker (1-0) | Justin Guiliano (0-1) | — | 3:15 | 1,356 |
| 3/4 | at Liberty | L, 1-4 | 1 | 7 | 2 | 9 | 4 | 5 | 2 | 9 | 4-6 | — | — | — | Joe Adametz III (2-1) | Matt Duffy (2-1) | Cade Hungate (3) | 2:17 | 1,050 |
| 3/5 | at Liberty | L, 3-14 | 3 | 5 | 1 | 7 | 14 | 9 | 1 | 6 | 4-7 | — | — | — | Trey Gibson (2-0) | Aaron Duffy (0-2) | — | 3:04 | 1,255 |
| 3/6 | at Liberty | L, 5-14 | 5 | 8 | 3 | 11 | 14 | 13 | 0 | 11 | 4-8 | — | — | — | Max Alba (2-0) | Chris Pouliot (1-1) | — | 3:31 | 1,135 |
| 3/12 | at Charleston Southern | W, 4-2 | 4 | 12 | 1 | 15 | 2 | 5 | 2 | 5 | 5-8 | — | — | — | Matt Duffy (3-1) | Jerry Couch (1-2) | Brett Kochanski (1) | 2:55 | 42 |
| | at Charleston Southern | W, 15-12 | 15 | 11 | 6 | 8 | 12 | 8 | 6 | 9 | 6-8 | — | — | — | Joe Abramson (1-0) | Connor Yoder (0-1) | Tom Peltier (1) | 3:24 | 108 |
| 3/13 | at Charleston Southern | W, 8-6 | 8 | 10 | 2 | 6 | 6 | 11 | 5 | 6 | 7-8 | — | — | — | Chris Pouliot (2-1) | Evan Truitt (1-3) | Peyton Consigli (1) | 3:02 | 119 |
| 3/18 | at North Carolina A&T | L, 7-8 (13) | 7 | 15 | 4 | 13 | 8 | 13 | 2 | 11 | 7-9 | — | — | — | Isaiah Brewington (1-0) | Peyton Consigli (1-1) | — | 4:28 | 173 |
| 3/19 | at North Carolina A&T | L, 4-16 | 4 | 16 | 2 | 12 | 16 | 19 | 0 | 8 | 7-10 | — | — | — | Logan Jarosz (2-2) | Aaron Duffy (0-3) | — | 3:04 | 178 |
| 3/20 | at North Carolina A&T | W, 4-0 | 4 | 6 | 0 | 7 | 0 | 3 | 0 | 8 | 8-10 | — | — | — | Chris Pouliot (2-1) | Peyton Winebarger (2-1) | Tom Peltier (2) | 2:37 | 157 |
| 3/25 | at Manhattan | L, 1-2 | 1 | 5 | 0 | 7 | 2 | 6 | 2 | 5 | 8-11 | 0-1 | T-5 | 1.0 | John Farley (2-0) | Tom Peltier (0-1) | — | 2:27 | 103 |
| 3/26 | at Manhattan | W, 13-5 | 13 | 14 | 1 | 14 | 5 | 7 | 1 | 6 | 9-11 | 1-1 | T-2 | 1.0 | Chris Pouliot (4-1) | Jordan Warecke (2-2) | Brett Kochanski (2) | 3:10 | 85 |
| 3/27 | at Manhattan | L, 1-6 | 1 | 4 | 1 | 7 | 6 | 10 | 2 | 6 | 9-12 | 1-2 | T-5 | 2.0 | Kyle Lesler (1-0) | David Yankowski (0-2) | John Farley (3) | 2:55 | 92 |
| 4/2 | at Quinnipiac | L, 2-5 | 2 | 4 | 3 | 10 | 5 | 7 | 3 | 3 | 9-13 | 1-3 | T-5 | 2.0 | Brandyn Garcia (4-3) | Matt Duffy (3-2) | Anthony Ambrosino (1) | 2:39 | 102 |
| | at Quinnipiac | W, 15-9 | 15 | 22 | 1 | 13 | 9 | 11 | 1 | 9 | 10-13 | 2-3 | T-4 | 2.0 | Chris Pouliot (5-1) | Kevin Seitter (0-5) | — | 4:07 | 167 |
| 4/3 | at Quinnipiac | W, 5-4 | 5 | 9 | 2 | 9 | 4 | 5 | 0 | 10 | 11-13 | 3-3 | T-4 | 2.0 | David Yankowski (1-1) | Tate Copeland (0-3) | Peyton Consigli (2) | 3:24 | 112 |
| 4/5 | CORNELL | L, 10-11 | 10 | 9 | 1 | 8 | 11 | 13 | 1 | 9 | 11-14 | 3-3 | T-4 | 2.0 | William Gilbert (1-1) | Levi Abbott (0-3) | Braden Mack (1) | 3:27 | 194 |
| 4/8 | IONA | W, 12-6 | 12 | 11 | 0 | 7 | 6 | 9 | 0 | 6 | 12-14 | 4-3 | T-3 | 2.0 | Peyton Consigli (2-1) | Alex Hunt (0-1) | — | 2:48 | 138 |
| 4/9 | IONA | W, 13-3 | 13 | 13 | 1 | 13 | 3 | 4 | 3 | 8 | 13-14 | 5-3 | T-2 | 1.0 | Chris Pouliot (6-1) | Joey Kasper (0-2) | — | 3:12 | 117 |
| 4/10 | IONA | W, 12-4 | 12 | 9 | 0 | 6 | 4 | 9 | 1 | 4 | 14-14 | 6-3 | T-1 | — | David Yankowski (2-1) | Vicente Mendoza (0-5) | — | 2:59 | 113 |
| 4/12 | at St. Bonaventure | W, 11-1 | 11 | 14 | 1 | 13 | 1 | 9 | 1 | 9 | 15-14 | 6-3 | T-1 | — | Levi Abbott (1-3) | Kyle Caringi (0-5) | — | 3:05 | 155 |
| 4/14 | MARIST | W, 17-12 | 17 | 18 | 1 | 10 | 12 | 13 | 4 | 5 | 16-14 | 7-3 | T-1 | — | Matt Duffy (4-2) | Jack Bowery (2-1) | Peyton Consigli (3) | 3:22 | 144 |
| 4/15 | MARIST | L, 17-18 | 17 | 18 | 4 | 8 | 18 | 14 | 0 | 10 | 16-15 | 7-4 | T-2 | 1.0 | Erubiel Canderlario (5-2) | Chris Pouliot (6-2) | Drake Quinn (3) | 3:53 | 112 |
| 4/16 | MARIST | W, 11-3 | 11 | 15 | 1 | 10 | 3 | 6 | 3 | 11 | 17-15 | 8-4 | 2 | 1.0 | Brett Kochanski (1-0) | Alex Pansini (4-3) | — | 3:06 | 184 |
| 4/20 | at Niagara | L, 1-3 | 1 | 6 | 0 | 12 | 3 | 9 | 1 | 10 | 17-16 | 8-4 | 2 | 1.0 | Kyle Smyth (1-1) | Aaron Duffy (0-4) | Zach Cameron (2) | 2:47 | 281 |
| 4/23 | at Ohio | L, 7-8 | 7 | 10 | 1 | 7 | 8 | 10 | 1 | 3 | 17-17 | 8-4 | T-3 | 3.0 | Braxton Kelly (3-2) | Peyton Consigli (2-2) | Edward Kutt IV (1) | 2:24 | 247 |
| | at Ohio | L, 5-9 | 5 | 6 | 0 | 7 | 9 | 11 | 2 | 10 | 17-18 | 8-4 | T-3 | 4.0 | Hudson Boncal (1-2) | Justin Guiliano (0-2) | — | 2:47 | 285 |
| 4/26 | ST. BONAVENTURE | 3 p.m. | | | | | | | | | | | | | | | | | |
| 4/29 | at Siena | 3 p.m. | | | | | | | | | | | | | | | | | |
| 4/30 | at Siena | 1 p.m. | | | | | | | | | | | | | | | | | |
| 5/1 | at Siena | 1 p.m. | | | | | | | | | | | | | | | | | |
| 5/6 | NIAGARA | 3 p.m. | | | | | | | | | | | | | | | | | |
| 5/7 | NIAGARA | 12 p.m. | | | | | | | | | | | | | | | | | |
| 5/8 | NIAGARA | 11 a.m. | | | | | | | | | | | | | | | | | |
| 5/10 | at Binghamton | 5 p.m. | | | | | | | | | | | | | | | | | |
| 5/13 | at Rider | 3:30 p.m. | | | | | | | | | | | | | | | | | |
| 5/14 | at Rider | 1 p.m. | | | | | | | | | | | | | | | | | |
| 5/15 | at Rider | 12 p.m. | | | | | | | | | | | | | | | | | |
| 5/18 | MONMOUTH | 12 p.m. | | | | | | | | | | | | | | | | | |
| 5/19 | MONMOUTH | 12 p.m. | | | | | | | | | | | | | | | | | |
| 5/20 | MONMOUTH | 3 p.m. | | | | | | | | | | | | | | | | | |

