



CANISIUS BASEBALL GAME NOTES

Demske Sports Complex ▶ 2001 Main Street ▶ Buffalo, N.Y. 14208 ▶ Phone: (716) 888-8266
gogriffs.com ▶ @GriffsBaseball ▶ @MAACSports ▶ #Griffs ▶ #MAACBaseball

GOLDEN GRIFFINS

17-16
OVERALL

8-4
MAAC

-/-/-
RANKS (DIB/NCBWA/USAT)



AT



BOBCATS

16-17
OVERALL

10-10
MAC

-/-/-
RANKS (DIB/NCBWA/USAT)

Matt Mazurek
HEAD COACH, 5TH SEASON

99-94-1 (.513)
RECORD AT CANISIUS, 5TH SEASON

Craig Moore
HEAD COACH, 2ND SEASON

44-42 (.512)
RECORD AT OHIO, 2ND SEASON

2022 SCHEDULE

DATE	OPPONENT	TV	TIME/RESULT
FEBRUARY (4-4)			
2/18	vs. Pittsburgh	FloSports	W, 11-3
2/19	vs. Pittsburgh (DH)	FloSports	L, 2-12
2/19	vs. Pittsburgh (DH)	FloSports	L, 0-4
2/20	vs. Pittsburgh	FloSports	W, 15-7
2/25	at Morehead State	ESPN+	W, 11-4
2/26	at Morehead State (DH)	ESPN+	L, 3-4 (8 inn.)
2/26	at Morehead State (DH)	ESPN+	L, 2-5 (7 inn.)
2/27	at Morehead State	ESPN+	W, 6-2

MARCH (5-8)			
3/1	at West Virginia	ESPN+	L, 3-17
3/4	at No. 20 Liberty	ESPN+	L, 1-4
3/5	at No. 20 Liberty	ESPN+	L, 3-14
3/6	at No. 20 Liberty	ESPN+	L, 5-14
3/12	at Charleston Southern (DH)		W, 4-2
3/12	at Charleston Southern (DH)		W, 15-12 (7 inn.)
3/13	at Charleston Southern		W, 8-6
3/18	at North Carolina A&T	ESPN+	L, 7-8 (13 inn.)
3/19	at North Carolina A&T		L, 4-16
3/20	at North Carolina A&T	ESPN+	W, 4-0
3/25	at Manhattan*		L, 1-2
3/26	at Manhattan*		W, 13-5
3/27	at Manhattan*		L, 1-6

APRIL (8-4)			
4/2	at Quinnipiac (DH)*		L, 2-5
4/2	at Quinnipiac (DH)*		W, 15-9
4/3	at Quinnipiac*		W, 5-4
4/5	CORNELL	ESPN3	L, 10-11
4/8	IONA*	ESPN3	W, 12-6
4/9	IONA*	ESPN3	W, 13-3
4/10	IONA*	ESPN3	W, 12-4
4/12	at St. Bonaventure		W, 11-1
4/14	MARIST*	ESPN3	W, 17-12
4/15	MARIST*	ESPN3	L, 17-18
4/16	MARIST*	ESPN3	W, 11-3
4/20	at Niagara		L, 1-3
4/23	at Ohio (DH)	YouTube	TODAY
4/26	ST. BONAVENTURE	ESPN3	3 p.m.
4/29	at Siena*		3 p.m.
4/30	at Siena*		1 p.m.

MAY			
5/1	at Siena*		1 p.m.
5/6	NIAGARA*		3 p.m.
5/7	NIAGARA*		12 p.m.
5/8	NIAGARA*		11 a.m.
5/10	at Binghamton		5 p.m.
5/13	at Rider*		3 p.m.
5/14	at Rider*		1 p.m.
5/15	at Rider*		12 p.m.
5/19	MONMOUTH*		12 p.m.
5/20	MONMOUTH* (DH)		12 p.m.
2022 MAAC BASEBALL CHAMPIONSHIPS			
Clover Stadium (Pomona, N.Y.)			
5/25-28	MAAC Tournament	TBA	TBD

Home games in Bold and CAPS
All times Eastern, subject to change

* - Metro Atlantic Athletic Conference (MAAC) Game

COMMUNICATIONS

MARSHALL HAIM

Athletic Communications Graduate Assistant
Email: haimm@canisius.edu
Phone: (716) 465-4945 (mobile)

GAMES

34-35



CANISIUS AT OHIO

Location: Athens, Ohio
Field: Bob Wren Stadium
Saturday, April 23 (DH) • 12 p.m.

FIRST PITCH

Canisius continues its string of four consecutive non-conference games this afternoon as it plays Ohio in Athens, Ohio.

First pitch for the opening game of the twin bill is slated for noon at Bob Wren Stadium.

LAST TIME OUT

Seven Niagara pitchers combined to limit Canisius' red-hot offense to just one run and six hits Wednesday afternoon as the Purple Eagles won a non-conference matchup at Bobo Field in Lewiston, 3-1.

Canisius had six different players with a hit in the contest while being held without an extra-base knock. Junior **MIKE DeSTEFANO** drove in the team's lone run on an opposite field RBI single in the third inning.

Sophomore **AARON DUFFY** was the losing pitcher for Canisius. He allowed two runs on five hits during his two-inning outing.

Graduate student **JEFF DeSTEFANO**, senior **DAVID YANKOWSKI** and junior **TOM PELTIER** pitched out of the bullpen, logging two innings apiece.

0 TO 100, REAL QUICK

With a victory this afternoon, Canisius head coach **MATT MAZUREK** would earn his 100th career coaching victory.

He would become Canisius' third head coach to eclipse the century mark in wins, joining **MIKE McRAE** (405) and **DON COLPLOYS** (325).

If Mazurek reaches the 100-win plateau this afternoon, he would be the fastest head coach to register 100 wins (195), besting his predecessor McRae (232).

SERIES HISTORY

Canisius and Ohio are meeting for the eighth and ninth times this afternoon. It is the first time the teams are playing since March 2013.

The Griffis hold a 4-3 record over the Bobcats after earning a four-game sweep in the 2013 series. Ohio won the previous three games over the Griffis back in 2003.

Current assistant coach **GARRETT CORTRIGHT** recorded his first collegiate shutout in the opening game of the 2013 series. He allowed six hits, walked two and struck out two in his nine-inning outing.

Canisius hit three homers in the second game of the series, scoring the final six runs of the game, earning a doubleheader sweep, 10-7.

The Griffis broke an 8-8 tie with an eight-run ninth to defeat Ohio, 16-8, ensuring the series victory. **JIMMY LUPPENS** went 3-for-5 with three home runs — matching the program record — and eight RBI.

Canisius completed the four-game sweep with a 6-2 win behind a 4-for-4 performance by **CHRISTIAN SEGAR**.

RECORD BOOK

CANISIUS COACHES WITH 100 WINS

Canisius Program History

Coach Years Games to 100

Mike McRae 2005-17 232

Don Colploys 1977-01 239

Matt Mazurek 2018-22 ??



Overall vs. Ohio: Canisius leads, 4-3
at Canisius: Never
at Ohio: Canisius leads, 4-3
at Neutral Sites: Never
First Meeting: 3/15/03 at Ohio — L, 0-13
Last Meeting: 3/17/13 at Ohio — W, 6-2

LAST 5 GAMES VS. OHIO

DATE	SITE	RESULT	SCORE
3/16/03	Athens, Ohio	L	1-9
3/15/13	Athens, Ohio	W	12-0
3/15/13	Athens, Ohio	W	10-7
3/16/13	Athens, Ohio	W	16-8
3/17/13	Athens, Ohio	W	6-2

SCOUTING REPORT



.292	<< BATTING AVERAGE	.288
245	<< RUNS	229
59	DOUBLES >>	70
11	<< TRIPLES	8
30	<< HOME RUNS	29
216	<< RBI	209
.395	<< ON-BASE PERCENTAGE	.392
.435	SLUGGING PERCENTAGE >>	.446
42/48 (.875)	<< SB/ATT (SB PCT.)	18/27 (.667)
5.77	<< EARNED-RUN AVERAGE	6.69
306	<< STRIKEOUTS	250
.265	<< OPPONENT BATTING AVG.	.315
1.61	<< WHIP	1.70
.959	FIELDING PERCENTAGE >>	.967

2022 CANISIUS BASEBALL ROSTER

ROSTER BY POSITION

PITCHERS (18)

NO.	NAME	POS	B/T	HT	WT.	CLASS	HOMETOWN / PREVIOUS SCHOOL(S)
14	Matt Duffy	RHP	L/R	6'1"	195	So.	Burlington, Ontario / Assumption Catholic Secondary
16	Brett Kochanski	RHP	R/R	5'11"	167	Sr.	Cheektowaga, N.Y. / Cleveland Hill
19	Tom Peltier	LHP	L/L	6'1"	165	Jr.	Wheatfield, N.Y. / Niagara Wheatfield
20	David Yankowski	RHP	R/R	5'10"	180	Sr.	Valatie, N.Y. / Ichabod Crane
21	Levi Abbott	RHP	R/R	6'3"	194	So.	Lethbridge, Alberta / Vauxhall Academy
23	Jeff DeStefano	LHP	R/L	6'2"	207	Gr.	Liverpool, N.Y. / Liverpool
25	Chris Pouliot	LHP	L/L	6'0"	175	Jr.	Boischatel, Québec / Cardinal-Roy Secondary / Pittsburgh
26	Aaron Duffy	RHP	L/R	6'4"	202	Fr.	Burlington, Ontario / Assumption Catholic Secondary
27	Rockne Seidel	RHP	L/R	6'1"	190	Jr.	Edinboro, Pa. / Cathedral Prep
28	Justin Guiliano	LHP	L/L	6'4"	210	R-Fr.	Ellenville, N.Y. / Ellenville
30	Tyler Hoover	LHP	L/L	6'5"	200	Fr.	Pittsburgh, Pa. / Penn-Trafford
31	Tyler Greenleaf	RHP	R/R	6'2"	200	Fr.	Canonsburg, Pa. / Canon-McMillan
32	Andrew Fron	RHP	R/R	6'3"	210	Sr.	Buffalo, N.Y. / Kenmore West
34	Cole Murray	RHP	R/R	6'0"	187	Jr.	Getzville, N.Y. / St. Mary's / Iona / Wells College
35	Alec Ritzenthaler	LHP	L/L	6'3"	193	Sr.	Niskayuna, N.Y. / Niskayuna
38	Lukas Barry	RHP	R/R	6'0"	185	Jr.	Mississauga, Ontario / St. Aloysius Gonzaga / Connors State / Saint Louis
39	Peyton Consigli	RHP	L/R	6'5"	195	Fr.	Fonthill, Ontario / St. Francis High (N.Y.)
40	Joe Abramson	LHP	L/L	5'9"	168	Fr.	Brooklyn, N.Y. / Xavierian

CATCHERS (5)

NO.	NAME	POS	B/T	HT	WT.	CLASS	HOMETOWN / PREVIOUS SCHOOL(S)
5	J.T. Ennen	C	R/R	5'11"	192	R-Fr.	McKinney, Texas / Jesuit College Prep Dallas
10	Mike Mazzara	C	R/R	5'11"	195	R-Sr.	Buffalo, N.Y. / Canisius
13	Jake Zurat	C	R/R	5'10"	196	Gr.	East Amherst, N.Y. / Williamsville North
22	Trevor Henneman	C/1B	R/R	6'0"	208	Sr.	Painted Post, N.Y. / Corning-Painted Post

INFIELDERS (11)

NO.	NAME	POS	B/T	HT	WT.	CLASS	HOMETOWN / PREVIOUS SCHOOL(S)
1	Trent Rumley	INF	R/R	5'7"	170	Fr.	Cowlesville, N.Y. / St. Mary's
2	Gibson Krzeminski	INF/OF	S/R	5'11"	205	Gr.	Tecumseh, Ontario / St. Anne / Iowa Western CC
6	Kyle Kush	INF	L/R	5'9"	165	Sr.	Guelph, Ontario / Guelph Collegiate Vocational Institute
7	Mike Steffan	1B/OF	S/R	6'2"	200	R-Sr.	Williamsville, N.Y. / Williamsville East
8	Max Grant	INF	L/R	6'0"	188	So.	Fredericton, New Brunswick / Vauxhall Academy
12	Kenny Dodson	INF/OF	R/R	5'10"	155	Jr.	Airmont, N.Y. / Suffern
15	Brennan Chisholm	INF/OF	R/R	5'9"	165	Jr.	North Chatham, Mass. / Chesire Academy / Northern Essex CC
17	Vinny Chiarenza	1B/OF	R/R	6'2"	210	Gr.	Grand Island, N.Y. / Canisius / Niagara County CC
24	Josh Niles	INF	R/R	6'3"	185	R-Fr.	St. Thomas, Ontario / St. Joseph's
33	Ethan Hennessy	INF	R/R	6'4"	203	R-Fr.	Norfolk, Va. / Norfolk Academy
37	Alex Terry-Emanuel	INF	R/R	5'10"	180	Fr.	Hyattsville, Md. / The Heights School

OUTFIELDERS (5)

NO.	NAME	POS	B/T	HT	WT.	CLASS	HOMETOWN / PREVIOUS SCHOOL(S)
3	Jack Migliore	OF	R/R	6'0"	190	R-So.	Hamburg, N.Y. / Hamburg
4	Mike DeStefano	OF/INF	L/R	6'0"	170	Jr.	Liverpool, N.Y. / Liverpool
9	Cole Sebastian	OF	R/R	6'0"	170	Fr.	Eldred, Pa. / Otto-Eldred
11	Jackson Strong	OF	L/L	6'1"	185	Fr.	West Seneca, N.Y. / West Seneca East
18	Carlin Dick	OF	L/L	5'8"	215	So.	Abbotsford, British Columbia / Vauxhall Academy
29	Dylan Vincent	OF/1B	L/R	6'0"	215	Sr.	Eldred, Pa. / Olean (N.Y.)

BASEBALL COACHING AND SUPPORT STAFF

HEAD COACH: Matt Mazurek (Canisius '06), 5th Season, 17th with Program
PITCHING/ASSISTANT COACH: Jeremy Hileman (Kutztown '18), 1st Season
ASSISTANT COACH: Garrett Cortright (Canisius '13), 2nd Season, 5th with Program
VOLUNTEER ASSISTANT COACH: Matthew Wells (NYU '18), 1st Season

ATHLETIC TRAINER: Manny Corona (SUNY Brockport '20), 2nd Season

PRONUNCIATION GUIDE

NO. NAME PRONUNCIATION

2	Gibson Krzeminski	KRIH-min-skee
3	Jack Migliore	Mig-lee-oar-EE
4	Mike DeStefano	Dih-STEF-ah-no
5	J.T. Ennen	Enn-inn
7	Mike Steffan	Stef-INN
10	Mike Mazzara	Muh-zarr-ah
13	Jake Zurat	Zurr-AT
15	Brennan Chisholm	Chizz-umm
16	Brett Kochanski	KO-han-skee

NO. NAME PRONUNCIATION

17	Vinny Chiarenza	SHURR-en-zuh
19	Tom Peltier	PELL-teer
20	David Yankowski	Yan-COW-skee
22	Trevor Henneman	Hen-ih-min
23	Jeff DeStefano	Dih-STEF-ah-no
25	Chris Pouliot	Pooh-lee-OTT
27	Rockne Seidel	Rock-nee Sigh-dell
28	Justin Guiliano	Julee-ahh-no
32	Andrew Fron	Rhymes with yawn

NO. NAME PRONUNCIATION

33	Ethan Hennessy	Hen-ih-see
35	Alec Ritzenthaler	Ritz-inn-taylor
39	Peyton Consigli	Kun-sig-lee
40	Joe Abramson	AY-bram-sin
HC	Matt Mazurek	Muh-zurr-ick
AC	Jeremy Hileman	High-uhl-min

NUMERICAL ROSTER

#	NAME	POS	B/T	HT	WT	YR
1	Trent Rumley	INF	R/R	5'7"	170	Fr.
2	Gibson Krzeminski	INF/OF	S/R	5'11"	205	Gr.
3	Jack Migliore	OF	R/R	6'0"	190	R-So.
4	Mike DeStefano	OF/INF	L/R	6'0"	170	Jr.
5	J.T. Ennen	C	R/R	5'11"	192	R-Fr.
6	Kyle Kush	INF	L/R	5'9"	165	Sr.
7	Mike Steffan	1B/OF	S/R	6'2"	200	R-Sr.
8	Max Grant	INF	L/R	6'0"	188	So.
9	Cole Sebastian	OF	R/R	6'0"	170	Fr.
10	Mike Mazzara	C	R/R	5'11"	195	R-Sr.
11	Jackson Strong	OF	L/L	6'1"	185	Fr.
12	Kenny Dodson	INF/OF	R/R	5'10"	155	Jr.
13	Jake Zurat	C	R/R	5'10"	196	Gr.
14	Matt Duffy	RHP	L/R	6'1"	195	So.
15	Brennan Chisholm	INF/OF	R/R	5'9"	165	Jr.
16	Brett Kochanski	RHP	R/R	5'11"	167	Sr.
17	Vinny Chiarenza	1B/OF	R/R	6'2"	210	Gr.
18	Carlin Dick	OF	L/L	5'8"	215	So.
19	Tom Peltier	LHP	L/L	6'1"	165	Jr.
20	David Yankowski	RHP	R/R	5'10"	180	Sr.
21	Levi Abbott	RHP	R/R	6'3"	194	So.
22	Trevor Henneman	C/1B	R/R	6'0"	208	Sr.
23	Jeff DeStefano	LHP	R/L	6'2"	207	Gr.
24	Josh Niles	INF	R/R	6'3"	185	R-Fr.
25	Chris Pouliot	LHP	L/L	6'0"	175	Jr.
26	Aaron Duffy	RHP	L/R	6'4"	202	Fr.
27	Rockne Seidel	RHP	L/R	6'1"	190	Jr.
28	Justin Guiliano	LHP	L/L	6'4"	210	R-Fr.
29	Dylan Vincent	OF/1B	L/R	6'0"	215	Sr.
30	Tyler Hoover	LHP	L/L	6'5"	200	Fr.
31	Tyler Greenleaf	RHP	R/R	6'2"	200	Fr.
32	Andrew Fron	RHP	R/R	6'3"	210	Sr.
33	Ethan Hennessy	INF	R/R	6'4"	203	R-Fr.
34	Cole Murray	RHP	R/R	6'0"	187	Jr.
35	Alec Ritzenthaler	LHP	L/L	6'3"	193	Sr.
37	Alex Terry-Emanuel	INF	R/R	5'10"	180	Fr.
38	Lukas Barry	RHP	R/R	6'0"	185	Jr.
39	Peyton Consigli	RHP	L/R	6'5"	195	Fr.
40	Joe Abramson	LHP	L/L	5'9"	168	Fr.

BY STATE / PROVINCE

	New York	19
	Ontario	7
	Pennsylvania	5
	Alberta	1
	British Columbia	1
	Maryland	1
	Massachusetts	1
	New Brunswick	1
	Québec	1
	Texas	1
	Virginia	1



2022 CANISIUS BASEBALL TV ROSTER



1

TRENT RUMLEY
INF | FR | COWLESVILLE, N.Y.



2

GIBSON KRZEMINSKI
INF/OF | GR | TECUMSEH, ONTARIO



3

JACK MIGLIORE
OF | R-SO | HAMBURG, N.Y.



4

MIKE DeSTEFANO
OF/INF | JR | LIVERPOOL, N.Y.



5

J.T. ENNEN
C | R-FR. | MCKINNEY, TEXAS



6

KYLE KUSH
INF | SR | GUELPH, ONTARIO




7

MIKE STEFFAN
1B/OF | GR. | WILLIAMSVILLE, N.Y.



8

MAX GRANT
INF | SO | FREDERICTON, N.B.



9

COLE SEBASTIAN
OF | FR | ELDRED, PA.



10

MIKE MAZZARA
C | R-SR. | BUFFALO, N.Y.



11

JACKSON STRONG
OF | FR | WEST SENECA, N.Y.



12

KENNY DODSON
INF/OF | JR | AIRMONT, N.Y.



13

JAKE ZURAT
C | GR | EAST AMHERST, N.Y.



14

MATT DUFFY
RHP | SO | BURLINGTON, ONTARIO




15

BRENNAN CHISHOLM
1B/OF | JR | N. CHATHAM, MASS.



16

BRETT KOCHANSKI
RHP | SR | CHEEKTOWAGA, N.Y.



17

VINNY CHIARENZA
1B/OF | GR | GRAND ISLAND, N.Y.



18

CARLIN DICK
OF | SO | ABBOTTSFORD, B.C.



19

TOM PELTIER
LHP | JR | WHEATFIELD, N.Y.



20

DAVID YANKOWSKI
RHP | SR | VALATIE, N.Y.



21

LEVI ABBOTT
RHP | SO | LETHBRIDGE, ALBERTA



22

TREVOR HENNEMAN
C/1B | SR | PAINTED POST, N.Y.



23

JEFF DeSTEFANO
LHP | GR | LIVERPOOL, N.Y.



24

JOSH NILES
INF | R-FR | ST. THOMAS, ONTARIO



25

CHRIS POULIOT
LHP | JR | BOISCHATEL, QUÉBEC



26

AARON DUFFY
RHP | FR | BURLINGTON, ONTARIO



27

ROCKNE SEIDEL
RHP | JR | EDINBORO, PA.



28

JUSTIN GUILIANO
LHP | R-FR | ELLENVILLE, N.Y.



29

DYLAN VINCENT
OF/1B | SR | ELDRED, PA.



30

TYLER HOOVER
LHP | FR | PITTSBURGH, PA.



31

TYLER GREENLEAF
RHP | FR | CANONSBURG, PA.



32

ANDREW FRON
RHP | SR | BUFFALO, N.Y.



33

ETHAN HENNESSY
INF | R-FR | NORFOLK, VA.



34

COLE MURRAY
RHP | FR | GETZVILLE, N.Y.



35

ALEC RITZENHALLER
LHP | SR | NISKAYUNA, N.Y.



37

ALEX TERRY-EMANUEL
INF | FR | HYATTSVILLE, MD.



38

LUKAS BARRY
RHP | JR | MISSISSAUGA, ONTARIO



39

PEYTON CONSIGLI
RHP | FR | FONTHILL, ONTARIO



40

JOE ABRAMSON
LHP | FR | BROOKLYN, N.Y.



HC

MATT MAZUREK
HEAD COACH | 5TH SEASON



AC

JEREMY HILEMAN
ASSISTANT COACH | 1ST SEASON



AC

GARRETT CORTRIGHT
ASSISTANT COACH | 2ND SEASON



VA

MATT WELLS
VOLUNTEER ASSISTANT | 1ST SEASON



AT

MANNY CORONA
ATHLETIC TRAINER | 2ND SEASON



2022 CANISIUS BASEBALL GAME NOTES

CANISIUS QUICK FACTS

GENERAL INFORMATION

Location Buffalo, N.Y.
 Enrollment 3,120
 Founded 1870
 Nickname Golden Griffins
 School Colors Blue (Pantone 289), Gold (Pantone 124)
 Conference Metro Atlantic Athletic Conference (MAAC)
 President John J. Hurley
 Athletics Director Bill Maher
 Athletics Website www.gogriffs.com

HISTORY

Seasons of Baseball 69th
 First Season 1954
 First Division I Season 1986
 All-Time Record (Win %) 979-1182-5 (.453)
 MAAC Regular-Season Titles (last) 5 (2019)
 MAAC Postseason Tournament Titles (last) 3 (2018)
 NCAA Tournament Appearances (last) 3 (2018)
 NCAA Tournament Record 0-6
 Consecutive NCAA Appearances 1 (2013-2014)
 College World Series Appearances None

DEMSKE SPORTS COMPLEX

Year Opened (Seasons) 1989 (34th)
 All-Time Record (Win %) 280-247-1 (.531)
 Record under Matt Mazurek 39-13 (.750)

COACHING STAFF

Head Coach Matt Mazurek (Canisius '09)
 Record at Canisius 99-94-1 (.513)
 Overall Record 99-94-1 (.513)
 Assistant Coach Jeremy Hileman (Kutztown '18)
 1st Season
 Assistant Coach Garrett Cortright (Canisius '13)
 2nd Season

2021 REVIEW

Overall Record 20-16
 MAAC Record (Finish) 17-13 (4th)
 Home Record 13-4
 Away Record 7-11
 Neutral Record 0-1
 MAAC Tournament Lost in semifinals to Fairfield
 NCAA Tournament N/A

2022 TEAM INFORMATION

Letterwinners Returning / Lost 27 / 12
 Newcomers 12
 Fr / So / Jr / Sr / Gr 9 / 8 / 9 / 7 / 6
 Batters Returning / Lost 17 / 5
 Pitcher Returning / Lost 10 / 7

COMMUNICATIONS

Marshall Haim Athletic Communications Graduate Assistant
 Office (716) 888-8266
 Mobile (716) 465-4945
 Email haimm@canisius.edu
 Mailing Address Canisius College Athletics
 2001 Main Street
 Buffalo, N.Y. 14208
 Twitter/Instagram @GoGriffs
 Hashtags #Griffs | #MAACBaseball

NUMBERS TO KNOW

.812

Canisius has an 82-19 record (.812 win percentage) when out-hitting its opponents since head coach **MATT MAZUREK** took over the Canisius program before the 2018 season. The Griffis are currently 15-5 this season when out-hitting their opponents.

Canisius has the 48th-best on-base percentage by a Division I team this season. The Griffis' .395 average is second in the MAAC, trailing Manhattan (.403). Tennessee leads the nation with its .434 figure.

35

68

Canisius is 68-7 when leading after eight innings of play (.907 win percentage) under the tutelage of **MATT MAZUREK**. Canisius is a perfect 16-0 this season in those instances.

Sophomore **MATT DUFFY** currently has the eighth-most strikeouts by a Canisius pitcher. He is just three strikeouts away from tying current assistant coach **GARRETT CORTRIGHT** for the fourth-most punchouts in a single season (76 - done twice).

73

117

Since 2018, when head coach **MATT MAZUREK** took over the Canisius baseball program, the Griffis have found success scoring in the middle portions of games. From the fourth to sixth innings, Canisius has outscored its opponents by 117 runs, 492-375. In the other six innings (1st-to-3rd and 7th-to-9th), the run differential is plus-44 (747-703).

OUTFIELD/INFIELD - #4 MIKE DeSTEFANO



Junior outfielder **MIKE DeSTEFANO** has recorded a hit in 27 of his 33 appearances this season. Over his last 14 games, he has logged 10 multi-hit performances. In the 14-game span, DeStefano is batting .450 (27-of-60) with four doubles, two triples, three home runs, 21 RBI and seven steals.

WHAT IS A GRIFFIN?

The Griffin is a mythical creature of supposed gigantic size that has the head, forelegs and wings of an eagle and the hindquarters, tail and ears of a lion. They are well known for their speed, ability to fly and having eyes like an eagle as well as the strength and courage of a lion.

Griffins have been known for centuries as symbols of strength and vigilance, have been called "The Hounds of Zeus" in Greek mythology and are said to have mastery of both the land and sky.

They are thought to be from India, where the natives of the land made their talons and claws into drinking cups because the talon of a Griffin was said to detect poison in a liquid. Griffins would find gold in the mountains and line their nests with it and as a result, were forced to become great guardians of the nests to keep the hunters away.



2022 CANISIUS BASEBALL GAME NOTES



AROUND THE MAAC

2022 PLAYERS OF THE WEEK

Feb. 22	Player.....	Mike Steffan (Canisius)
	Pitcher.....	Trey Dombroski (Monmouth)
	Rookie.....	Peyton Consigli (Canisius)
March 1	Player.....	Max Grant (Canisius)
	Pitcher.....	Trey Dombroski (Monmouth)
	Rookie.....	Aaron Duffy (Canisius)
March 8	Player.....	David Bermudez (Manhattan)
	Pitcher.....	Jordan Warecke (Manhattan)
March 15	Player.....	James Harmstead (Monmouth)
	Pitcher.....	Trey Dombroski (Monmouth)
	Rookie.....	Peyton Consigli (Canisius)
March 22	Player.....	Brendan O'Donnell (Rider)
	Pitcher.....	Alex Pansini (Marist)
	Rookie.....	Jay Bant (Monmouth)
March 29	Player.....	Nick Hohenstein (Siena)
	Pitcher.....	Rob Hensey (Monmouth)
	Rookie.....	Dean Ferrara (Fairfield)
April 5	Player.....	David Bermudez (Manhattan)
	Pitcher.....	Collin McVeigh (Fairfield)
	Rookie.....	Peyton Consigli (Canisius)
April 12	Player.....	Robbie Armitage (Marist)
	Pitcher.....	Trey Dombroski (Monmouth)
	Rookie.....	Nathan Lincoln (Marist)
April 19	Player.....	Max Grant (Canisius)
	Pitcher.....	Trey Dombroski (Monmouth)
	Rookie.....	Reed Interdonato (Monmouth)

2022 PRESEASON ALL-MAAC TEAM

Player	Pos	Year	Team
Mike Caruso	C	Gr.	Fairfield
Vinny Chiarenza	1B	Gr.	Canisius
Dixon Black	2B	So.	Monmouth
David Bermudez	3B	Gr.	Manhattan
Dylan Hoy	SS	Jr.	Marist
Carlin Dick	OF	So.	Canisius
Mike Handal	OF	Sr.	Fairfield
Brian Hart	OF	Sr.	Marist
Ryan McGee	OF	Sr.	Siena
Matt Padre	DH	Gr.	Manhattan
Max Grant	UTIL	So.	Canisius
Trey Dombroski	P	Jr.	Monmouth

Preseason Player of the Year: Mike Caruso (Fairfield)

2022 MAAC BASEBALL STANDINGS

Standings through games played on April 21, 2022

SCHOOL	MAAC			OVERALL			H	A	N	RPI
	W-L	PCT	STRK	W-L	PCT	STRK				
Fairfield	9-3	.750	L1	20-15	.571	W1	6-1	12-11	2-3	102
Canisius	8-4	.667	W1	17-16	.515	L1	5-2	10-12	2-2	195
Marist	7-5	.583	L1	18-14	.563	L1	5-2	12-11	1-1	168
Monmouth	7-2	.778	L2	18-16	.529	W1	9-0	5-13	4-3	200
Rider	6-3	.667	L2	18-16	.529	L2	4-4	11-11	3-1	175
Manhattan	6-6	.500	W1	16-17	.485	W1	5-5	9-11	2-1	202
Siena	5-4	.556	L1	8-24	.250	L3	5-4	3-20	0-0	255
Saint Peter's	4-6	.400	W2	7-27	.206	L1	1-3	6-23	0-1	285
Quinnipiac	3-6	.333	W2	9-21	.300	L1	4-4	5-17	0-0	229
Niagara	2-7	.222	W2	6-25	.194	W3	3-1	3-22	0-2	286
Iona	1-12	.077	L2	1-31	.031	L3	1-9	0-22	0-0	288

GRANT NAMED PLAYER OF THE WEEK

Sophomore **MAX GRANT** was named the MAAC Player of the Week, the conference office announced Tuesday afternoon.

This is Grant's second time being named the MAAC Player of the Week this season. He was previously earned the honor March 1.

In a four-game week, Grant batted .524 (11-of-21) with two doubles, two home runs and 12 RBI. He also scored six runs and drew a pair of walks.

Grant had a stellar weekend against Marist, driving in all 12 of his runs in the three-game set against the Red Foxes.

In the opening game of the series, Grant went 4-for-6 with a double, home run and four RBI. He followed up that performance with another four-hit game, going 4-for-5 with three runs scored, a home run and five RBI. The second baseman closed out the set with a 2-for-5 day at the plate with a double and three RBI.

HAVING A GRANT OLE TIME

Sophomore **MAX GRANT** was named to D1Baseball's Top 30 list for Division I second baseman on March 29. Grant ranked 26th and was the lone representative from the MAAC on the list.

Grant's .415 batting average leads the MAAC and currently ranks 16th in the nation.

In his 61 career games at Canisius, Grant is batting .404, which ranks second amongst active Division I players. Only Jackson State's Ty Hill has a higher career clip (.408). Grant is only one of three active players with a career .400 average, joined Hill and James Madison's **CHASE DeLAUTER**.

WHEN IT WINS, IT POURS

In its 17 wins this season, Canisius has scored 183 runs (10.8 runs per game) compared to just 62 runs in its 16 losses (3.9 per game).

The Griffis have registered a double-digit run total in 13 games this season and have at least 11 runs in eight of its last nine victories.

Canisius is batting at a .361 clip (125-of-346) as a team in its last nine victories while posting an on-base percentage of .472 and a slugging percentage of .587, leading to a 1.058 OPS. Of the team's 125 hits in the span, 47 have gone for extra bases (29 doubles, five triples, 13 home runs).

Canisius has eight wins with at least 12 runs scored this season. That total is the most by a Canisius team in a single season since 2018, when the Griffis had nine such games.

THANK YOU, NEXT

First-year pitching coach **JEREMY HILEMAN** has played a pivotal role in Canisius' success on the mound this season.

In just his first year on Main Street, Hileman has helped produce a top-10 strikeout total. The team has fanned 306 batters in 280⅔ innings, which ranks 10th in program history for punchouts in a single season.

Canisius' pitching staff has posted 16 games with a double-digit strikeout total, including a streak that featured five consecutive games with at least 11 punchouts.

This year, as a team, Canisius has a strikeout-per-9-inning ratio of 9.81, which leads the MAAC and ranks 50th amongst Division I programs. This year's figure is an increase of 1.96 from last year's 7.85 total.

NCAA LEADERS

HIGHEST CAREER BATTING AVERAGES

Active Division I Leaders

Player	School	AVG
Ty Hill	Jackson St.	.408
Max Grant	Canisius	.404
Chase DeLauter	JMU	.402
Canyon McWilliams	Little Rock	.387
Zach Neto	Campbell	.386

EASY GOING

HIGHEST STRIKEOUT/9-INN. RATIO

Canisius Program History

SEASON	IP	SO/9
2022	280⅔	9.81
1964	90	8.50
1973	86	8.27
2018	492⅔	7.93
2000	330⅔	7.87



2022 CANISIUS BASEBALL GAME NOTES

CANISIUS STATISTICALLY...



IN TOP-150



IN MAAC

STATISTIC RANKINGS

(Through games completed on 4/21/22)

	STAT	NCAA	MAAC
BASE ON BALLS	169	79th	3rd
BATTING AVERAGE	.291	58th	1st
DOUBLE PLAYS	16	—	6th
DOUBLE PLAYS / GAME	0.48	—	6th
DOUBLES	59	—	6th
DOUBLES / GAME	1.79	—	6th
EARNED RUN AVERAGE	5.77	—	3rd
FIELDING PERCENTAGE	.959	—	6th
HIT BATTERS	51	55th	3rd
HIT BY PITCH	41	135th	2nd
HITS	348	88th	1st
HITS ALLOWED / 9 INN.	9.24	116th	2nd
HOME RUNS	30	—	4th
HOME RUNS / GAME	0.91	136th	4th
ON-BASE PERCENTAGE	.395	48th	2nd
RUNS	245	92nd	1st
SACRIFICE BUNTS	5	—	10th
SACRIFICE FLIES	8	—	9th
SCORING	7.4	55th	2nd
SHUTOUTS	1	111th	2nd
SLUGGING PERCENTAGE	.434	119th	1st
STOLEN BASES	42	115th	3rd
STEALS / GAME	1.27	105th	4th
SO / BB RATIO	1.85	—	4th
STRIKEOUTS / 9 INN.	9.8	50th	1st
TRIPLES	11	45th	1st
TRIPLES / GAME	0.33	44th	2nd
WHIP	1.61	—	3rd
WALKS / 9 INN.	5.29	—	6th

INDIVIDUAL (ALL GAMES)

BATTING AVERAGE

Max Grant	.415	16th	1st
Mike DeStefano	.360	149th	6th

EARNED RUN AVERAGE

Matt Duffy	3.49	—	2nd
------------	------	---	-----

HITS

Max Grant	56	28th	1st
Mike DeStefano	49	134th	3rd

HITS ALLOWED PER 9 INNINGS

Matt Duffy	6.99	111th	4th
------------	------	-------	-----

ON-BASE PERCENTAGE

Max Grant	.509	20th	1st
-----------	------	------	-----

RUNS

Mike DeStefano	37	124th	3rd
Max Grant	36	147th	4th

RUNS BATTED IN

Mike Steffan	36	124th	3rd
--------------	----	-------	-----

SLUGGING PERCENTAGE

Max Grant	.654	103rd	2nd
-----------	------	-------	-----

STOLEN BASES

Mike DeStefano	14	82nd	1st
----------------	----	------	-----

STRIKEOUT / WALK RATIO

Matt Duffy	6.17	39th	4th
------------	------	------	-----

STRIKEOUTS

Matt Duffy	74	20th	2nd
------------	----	------	-----

STRIKEOUTS PER 9 INNINGS

Matt Duffy	11.75	65th	2nd
------------	-------	------	-----

WALKS + HITS PER INNING PITCHED

Matt Duffy	0.99	47th	3rd
------------	------	------	-----

OH, CANADA!

With the Canadian border mere miles from campus, Canisius unsurprisingly has one of the highest composition of Canadians on a Division I roster this season.

Per research conducted by the *Canadian Baseball Network*, Canisius has the second-most Canadians this season. Only the Griff's longtime rival, Niagara, has more (19).

Sacramento State and VCU each have the third-most Canadian-born players on their rosters with six apiece. Illinois State, Marshall and South Carolina Upstate all have four Canadians, good for the fifth-most in Division I baseball.

NO LEAD IS SAFE...

In the nightcap of the team's doubleheader at Charleston Southern on March 12, Canisius trailed 11-0 after the third, only to post a 15-12 come-from-behind victory.

The Griff's are one of two Division I programs to overcome a 10-run deficit this season, joined by Austin Peay, who trailed Boston College by 10, 11-1, after the top of the fifth. The Governors prevailed in eight innings, 18-17, as Austin Peay plated 17 of its 18 runs in the final five innings to earn a walk-off victory.

Canisius' victory was the second time in program history the Griff's avenged a double-digit deficit. The only other instance came on March 25, 2014, when the Griff's avenged a 10-0 lead by Buffalo.

STATUS QUO

MATT MAZUREK is entering his fifth season as Canisius' head coach and his 17th overall season with the team. Mazurek is just the fourth Canisius head coach since 1977 and already ranks third in career wins (99).

Mazurek spent two seasons as a player (2005-06) before spending 10 as a volunteer assistant and assistant coach under the program's all-time wins leader **MIKE MCRAE**.

OH, CANADA

MOST CANADIAN-BORN PLAYERS	
SCHOOL	# OF CANADIANS
Niagara	19
Canisius	11
Sacramento State & VCU	6
Illinois State, Marshall & USC Upstate	4

NEVER OUT

TEAMS TO AVENGE 10-RUN DEFICITS			
SCHOOL	OPP.	DEF. RES.	W. RES.
Canisius	Christn Sthrn	11	W, 15-12
Austin Peay	Boston College	10	W, 18-17

LAST FIVE GAMES

Overall Statistics for Canisius (as of Apr 21, 2022) (Last 5 Games Sorted by Batting avg)

Record: 3-2 Home: 2-1 Away: 1-1 Conference: 2-1

Player	avg	gp-gs	ab	r	h	2b	3b	hr	rbi	tb	slg%	bb	hp	so	gdp	ob%	sf	sh	sb-att	po	a	e	fld%
DeStefano, Mike	.500	5-5	22	8	11	1	2	0	6	16	.727	1	0	4	0	.500	1	0	1-1	10	2	1	.923
Niles, Josh	.455	5-4	11	4	5	2	0	0	1	7	.636	2	3	2	0	.625	0	0	0-0	15	1	2	.889
Grant, Max	.423	5-5	26	6	11	2	0	2	12	19	.731	2	0	6	0	.464	0	0	0-0	4	13	1	.944
Krzeminski, Gibson	.417	5-2	12	3	5	0	0	1	4	8	.667	1	1	5	0	.500	0	0	0-0	1	4	0	1.000
Kush, Kyle	.389	5-5	18	7	7	1	0	0	5	8	.444	5	2	4	0	.560	0	0	0-0	5	11	0	1.000
Henneman, Trevor	.385	4-3	13	5	5	1	0	1	8	9	.692	2	0	4	0	.438	1	0	0-0	27	1	0	1.000
Zurat, Jake	.333	4-3	9	5	3	0	0	0	1	3	.333	4	3	2	0	.625	0	0	0-0	0	0	0	.000
Steffan, Mike	.320	5-5	25	6	8	2	1	0	5	12	.480	2	0	3	1	.370	0	0	0-0	31	3	1	.971
Vincent, Dylan	.318	5-5	22	5	7	2	0	0	2	9	.409	2	2	7	0	.423	0	0	0-0	7	0	0	1.000
Dick, Carlin	.250	5-3	12	2	3	1	0	0	0	4	.333	3	0	3	1	.375	1	0	0-0	6	0	0	1.000

Dodson, Kenny	.500	2-1	2	1	1	0	0	0	1	1	.500	0	0	0	0	.500	0	0	0-0	0	0	0	.000
Strong, Jackson	.500	1-0	2	2	1	1	0	0	0	2	1.000	1	0	0	0	.667	0	0	0-0	2	0	0	1.000
Chiarenza, Vinny	.333	3-1	6	1	2	0	0	1	4	5	.833	0	1	2	0	.429	0	0	0-0	0	0	0	.000
Chisholm, Brennan	.286	3-1	7	1	2	0	0	0	2	2	.286	1	1	1	0	.444	0	0	0-1	2	0	0	1.000
Mazzara, Mike	.000	3-2	6	1	0	0	0	0	0	0	.000	1	0	3	0	.143	0	1	0-0	20	2	0	1.000
Migliore, Jack	.000	1-0	1	0	0	0	0	0	0	0	.000	0	0	1	0	.000	0	0	0-0	0	0	0	.000
Sebastian, Cole	.000	1-0	1	0	0	0	0	0	0	0	.000	0	0	0	0	.000	0	0	0-0	0	0	1	.000
Totals	.364	5	195	57	71	13	3	5	51	105	.538	27	13	47	2	.466	3	1	1-2	132	43	7	.962
Opponents	.280	5	182	37	51	8	1	3	32	70	.385	25	6	47	1	.383	1	1	2-2	129	39	9	.949

LOB - Team (53), Opp (46). DPs turned - Team (1), Opp (2).

(Last 5 Games Sorted by Earned run avg)

Player	era	w-l	app	gs	cg	sho	sv	ip	h	r	er	bb	so	2b	3b	hr	b/avg	wp	hp	bk	sfa	sha
Duffy, Aaron	4.50	0-1	2	2	0	0/0	0	6.0	10	3	3	0	3	1	0	1	.370	0	0	0	0	1
Duffy, Matt	6.00	1-0	1	1	0	0/0	0	6.0	7	4	4	2	9	1	0	2	.292	0	0	0	0	0
Abbott, Levi	0.00	1-0	2	0	0	0/0	0	4.2	3	0	0	3	6	0	0	0	.176	1	1	0	0	0
Peltier, Tom	0.00	0-0	3	0	0	0/0	0	4.1	4	4	0	3	6	2	0	0	.235	1	1	0	0	0
Consigli, Peyton	0.00	0-0	2	0	0	0/0	1	3.0	0	0	0	2	4	0	0	0	.000	0	0	0	0	0
Barry, Lukas	0.00	0-0	1	0	0	0/0	0	1.0	2	0	0	0	1	0	0	0	.400	0	0	0	0	0
Guiliano, Justin	2.25	0-0	2	1	0	0/0	0	4.0	3	2	1	4	3	1	0	0	.200	0	0	0	0	0
Greenleaf, Tyler	3.38	0-0	2	0	0	0/0	0	2.2	2	1	1	1	2	0	0	0	.222	0	1	0	1	0
Kochanski, Brett	3.38	1-0	1	0	0	0/0	0	2.2	2	1	1	1	2	0	0	0	.200	1	0	0	0	0
DeStefano, Jeff	3.86	0-0	2	0	0	0/0	0	2.1	3	2	1	1	3	0	1	0	.273	0	0	0	0	0
Pouliot, Chris	6.75	0-1	1	1	0	0/0	0	2.2	5	8	2	2	3	1	0	0	.357	0	0	0	0	0
Ritzenthaler, Alec	6.75	0-0	1	0	0	0/0	0	1.1	2	1	1	1	2	0	0	0	.333	0	0	0	0	0
Yankowski, David	23.62	0-0	2	0	0	0/0	0	2.2	6	7	7	2	3	2	0	0	.429	0	2	0	0	0
Hennessy, Ethan	40.50	0-0	1	0	0	0/0	0	0.2	2	4	3	3	0	0	0	0	.500	0	1	0	0	0
Totals	4.91	3-2	5	5	0	0/0	1	44.0	51	37	24	25	47	8	1	3	.280	3	6	0	1	1
Opponents	9.42	2-3	5	5	0	0/0	2	43.0	71	57	45	27	47	13	3	5	.364	7	13	0	3	1

PB - Team (4), Henneman 2, Mazzara 2, Opp (3). SBA/ATT - Henneman (2-2), Guiliano (1-1), Abbott (1-1).



2022 CANISIUS BASEBALL GAME NOTES

GRIFFS IN THE RANKINGS

BASEBALL AMERICA

Updated as of 4/18/22		
RK	SCHOOL	REC
1.	T Tennessee	33-3
2.	OSU Oklahoma State	26-10
3.	OSU Oregon State	27-7
4.	A Arkansas	28-7
5.	U Miami (FL)	28-8
6.	S Stanford	20-11
7.	SM Southern Mississippi	27-8
8.	V Virginia	27-9
9.	FS Florida State	22-13
10.	O Oregon	24-11
11.	VT Virginia Tech	23-9
12.	G Gonzaga	23-9
13.	L Louisville	24-11
14.	ND Notre Dame	21-8
15.	TCU TCU	24-12
16.	UCLA UCLA	23-11
17.	TT Texas Tech	26-12
18.	G Georgia	26-10
19.	GS Georgia Southern	24-11
20.	T Texas	26-12
21.	TS Texas State	28-9
22.	M Maryland	29-7
23.	A Auburn	24-10
24.	W Wofford	27-9
25.	DBU Dallas Baptist	23-12

Teams in bold italics denote 2022 opponent

D1 BASEBALL

Updated as of 4/18/22		
RK	SCHOOL	REC
1.	T Tennessee	33-3
2.	OSU Oregon State	27-7
3.	OSU Oklahoma State	26-10
4.	A Arkansas	28-7
5.	U Miami (FL)	28-8
6.	SM Southern Mississippi	27-8
7.	S Stanford	20-11
8.	VT Virginia Tech	23-9
9.	TT Texas Tech	27-12
10.	T Texas	26-12
11.	V Virginia	27-9
12.	G Gonzaga	23-9
13.	UCLA UCLA	24-11
14.	G Georgia	26-10
15.	C Connecticut	28-7
16.	L Louisville	24-11
17.	TS Texas State	28-9
18.	ND Notre Dame	21-8
19.	A Auburn	24-12
20.	O Oregon	24-11
21.	TCU TCU	24-12
22.	LSU LSU	23-12
23.	DBU Dallas Baptist	23-12
24.	M Maryland	29-7
25.	GS Georgia Southern	24-11

Teams in bold italics denote 2022 opponent

NCBWA

Updated as of 4/18/22		
RK	SCHOOL	REC
1.	T Tennessee	33-3
2.	OSU Oregon State	27-7
3.	A Arkansas	28-7
4.	OSU Oklahoma State	26-10
5.	U Miami (FL)	28-8
6.	SM Southern Mississippi	27-8
7.	T Texas	26-12
8.	S Stanford	20-11
9.	TT Texas Tech	27-12
10.	G Gonzaga	23-9
11.	V Virginia	27-9
12.	G Georgia	26-10
13.	C Connecticut	28-7
14.	ND Notre Dame	21-8
15.	UCLA UCLA	24-11
16.	VT Virginia Tech	23-9
17.	L Louisville	24-11
18.	TS Texas State	28-9
19.	M Maryland	29-7
20.	V Vanderbilt	25-10
21.	TCU TCU	24-12
22.	O Oregon	24-11
23.	LSU LSU	23-12
24.	DBU Dallas Baptist	23-12
25.	A Auburn	24-12
26.	FS Florida State	22-13
27.	A Arizona	24-12
28.	R Rutgers	30-6
29.	GS Georgia Southern	24-11
30.	M Mercer	31-5

Teams in bold italics denote 2022 opponent

COLLEGIATE BASEBALL

Updated as of 4/18/22		
RK	SCHOOL	REC
1.	T Tennessee	33-3
2.	A Arkansas	28-7
3.	OSU Oklahoma State	26-10
4.	U Miami (FL)	28-8
5.	V Vanderbilt	25-10
6.	S Stanford	20-11
7.	OSU Oregon State	27-7
8.	R Rutgers	30-6
9.	TS Texas State	28-9
10.	O Oregon	24-11
11.	L Louisville	24-11
12.	UCLA UCLA	24-11
13.	UCSB UC Santa Barbara	24-8
14.	C Connecticut	28-7
15.	SM Southern Mississippi	27-8
16.	V Virginia	27-9
17.	ND Notre Dame	21-8
18.	T Texas	26-12
19.	A Arizona	24-12
20.	G Georgia	26-10
21.	A Auburn	24-12
22.	TCU TCU	24-12
23.	NCS N.C. State	23-11
24.	FS Florida State	22-13
25.	CM Central Michigan	23-10
26.	CP Cal Poly	22-13
27.	WV West Virginia	22-12
28.	WV West Virginia	22-12
29.	G Gonzaga	23-9
30.	GCU Grand Canyon	25-12

Teams in bold italics denote 2022 opponent

USA TODAY

Updated as of 4/18/22		
RK	SCHOOL	REC
1.	T Tennessee	33-3
2.	OSU Oregon State	27-7
3.	A Arkansas	28-7
4.	OSU Oklahoma State	26-10
5.	U Miami (FL)	28-8
6.	SM Southern Mississippi	27-8
7.	T Texas	26-12
8.	TT Texas Tech	27-12
9.	V Virginia	27-9
10.	G Georgia	26-10
11.	G Gonzaga	23-9
12.	S Stanford	20-11
13.	VT Virginia Tech	23-9
14.	UCLA UCLA	24-11
15.	ND Notre Dame	21-8
16.	C Connecticut	28-7
17.	TS Texas State	28-9
18.	L Louisville	24-11
19.	V Vanderbilt	25-10
20.	TCU TCU	24-12
21.	M Maryland	29-7
22.	A Auburn	24-12
23.	O Oregon	24-11
24.	LSU LSU	23-12
25.	DBU Dallas Baptist	23-12

Teams in bold italics denote 2022 opponent

PERFECT GAME

Updated as of 4/18/22		
RK	SCHOOL	REC
1.	T Tennessee	33-3
2.	OSU Oregon State	27-7
3.	OSU Oklahoma State	26-10
4.	A Arkansas	28-7
5.	SM Southern Mississippi	27-8
6.	U Miami (FL)	28-8
7.	G Gonzaga	23-9
8.	C Connecticut	28-7
9.	VT Virginia Tech	23-9
10.	TCU TCU	24-12
11.	T Texas	26-12
12.	O Oregon	24-11
13.	ND Notre Dame	21-8
14.	V Virginia	27-9
15.	TT Texas Tech	27-12
16.	GCU Grand Canyon	25-12
17.	FS Florida State	22-13
18.	S Stanford	20-11
19.	V Vanderbilt	25-10
20.	UCLA UCLA	24-11
21.	R Rutgers	30-6
22.	L Louisville	24-11
23.	G Georgia	26-10
24.	LSU LSU	23-12
25.	A Auburn	24-12

Teams in bold italics denote 2022 opponent

GRIFFS AGAINST TOP-25 OPPONENTS

Date	NCBWA	USA TODAY	SCHOOL	RESULT	SCORE
3/13/07	UCF	13	at Kentucky	L	2-13
3/14/07	UCF	13	at Kentucky	L	10-12
3/18/09	UCF	21	at Virginia	L	3-11
5/31/13	OSU	4	at North Carolina	L	3-6
2/16/14	SM	8	at N.C. State	W	3-0
2/17/14	SM	8	at N.C. State	L	4-11
2/14/15	M	20	vs. Maryland	L	4-8
5/30/15	SM	10	at Missouri State	L	1-14
2/19/16	MM	25	vs. Michigan	L	0-9
2/20/16	MM	25	vs. Michigan	L	2-6
2/20/16	MM	25	vs. Michigan	L	0-3
2/21/16	MM	25	vs. Michigan	L	3-9
3/4/18	SM	—	at N.C. State	W	3-2
6/1/18	A	9	at Minnesota	L	1-10
3/4/21	LT	22	at Liberty	L	1-4
3/5/21	LT	22	at Liberty	L	3-14
3/6/21	LT	22	at Liberty	L	5-14



2022 CANISIUS BASEBALL GAME NOTES

RECORD BY ORDER (STARTS)

Player	1	2	3	4	5	6	7	8	9
Chiarenza		0-1	5-9	3-3	3-1		2-0		
Chisholm		4-0							
DeStefano	13-9	0-1		2-3	2-3				
Dick	4-6	0-1				2-3	1-1	2-1	2-1
Dodson		1-0					2-1	1-1	0-2
Ennen									
Grant		10-11	7-4	0-1					
Henneman									4-7
Hennessy									
Krzeminski		1-1			3-0	4-4	1-3		
Kush							6-6	10-10	
Mazzara							0-1	3-2	10-6
Migliore									
Niles					3-4	1-1	4-2		
Rumley									
Sebastian								1-0	
Steffan			3-3	12-8	1-2				
Strong	0-1							0-1	1-0
Terry-Emanuel									
Vincent					4-6	8-6	0-1	1-2	
Zurat		0-1	2-0	0-1	1-0	0-1	2-1		

RECORD BY POSITION (STARTS)

Player	C	1B	2B	3B	SS	LF	CF	RF	DH
Chiarenza	12-12								1-2
Chisholm					2-0	1-0		1-0	
DeStefano							17-16		
Dick						11-13		1-0	
Dodson			1-3		1-0	2-1			
Ennen									
Grant			16-13	1-3					
Henneman	4-7								
Hennessy									
Krzeminski					8-7				1-1
Kush						16-16			
Mazzara	13-9								
Migliore									
Niles		1-0		6-6					1-1
Rumley									
Sebastian								1-0	
Steffan	4-4					3-1			9-8
Strong						0-1		1-1	
Terry-Emanuel									
Vincent								13-15	
Zurat									5-4

GRIFF TRENDS

UNDER CATEGORY2022... MAZUREK

Overall	17-16	99-94-1
MAAC Opponents	8-5	67-40
MAAC Regular Season	8-4	58-32
Non-Conference Opp	9-11	32-54-1
vs. Power 5 Opp.	2-3	6-21
vs. Non-Power 5 Opp.	7-8	26-33-1
Home	5-2	39-13
Away	10-12	50-68-1
Neutral	2-2	10-13
Day Games (before 5 p.m.)	16-16	94-92-1
Night Games (5 p.m. or later)	1-0	5-2
February	4-4	14-18
March	5-8	25-34-1
April	8-4	37-21
May	0-0	23-19
June	0-0	0-2
Scoring 0-2 Runs	0-8	1-43-1
Scoring 3-5 Runs	3-5	27-34
Scoring 6-9 Runs	2-1	28-9
Scoring 10+ Runs	12-2	43-8

Allowed 0-2 Runs	4-1	38-6-1
Allowed 3-5 Runs	7-6	44-31
Allowed 6-9 Runs	4-2	11-26
Allowed 10+ Runs	2-7	6-31

Leading after Six innings	15-1	83-15-1
Trailing after Six innings	1-13	6-65
Tied after Six innings	1-2	10-13

Leading after Seven innings	16-1	65-9
Trailing after Seven innings	0-11	5-56
Tied after Seven innings	0-1	5-8

Leading after Eight innings	16-0	68-7
Trailing after Eight innings	0-10	3-59
Tied after Eight innings	0-3	4-7

Griffs with No Home Runs	5-10	45-61-1
Griffs Hit A Home Run	12-6	54-33
Hits One Home Run	5-4	34-24
Hits Multiple Home Runs	7-2	20-9

Griffs Are Errorless	6-2	37-28
Griffs Have An Error	11-14	62-66-1
Griffs Have One Error	7-6	41-27-1
Griffs Have Multiple Errors	4-8	21-39

Out-hit Opponent	15-5	82-19
Out-hit by Opponent	1-11	10-68-1
Hits Equal	1-0	7-7

Griffs Score First	11-7	62-35
Opponents Score First	6-9	37-59-1

Extra-inning Games	0-2	4-11
One-Run Games	1-5	19-35
Two-Run Games	2-1	12-9
Five-Plus-Run Games	11-6	50-33
Shutouts	1-1	9-9

BIG GAMES

MULTI-HIT GAMES

Player	2	3	4+	S	C
Chiarenza	5	2	—	7	20
Chisholm	3	—	—	3	3
M.DeStefano	11	4	1	16	23
Dick	2	1	—	3	10
Dodson	3	—	—	3	5
Ennen	—	—	—	—	—
Grant	9	5	4	18	28
Henneman	5	—	—	5	10
Hennessy	—	—	—	—	—
Krzeminski	5	1	—	6	14
Kush	6	3	—	9	15
Mazzara	3	—	—	3	9
Migliore	—	—	—	—	—
Niles	4	—	—	4	4
Rumley	—	—	—	—	—
Sebastian	—	—	—	—	—
Steffan	9	3	1	13	27
Strong	—	—	—	—	—
Terry-Emanuel	—	—	—	—	—
Vincent	9	2	1	12	24
Zurat	—	1	—	1	2

S = Season; C = Career

MULTI-RBI GAMES

Player	2	3	4+	S	C
Chiarenza	5	1	1	7	16
Chisholm	1	—	—	1	1
M.DeStefano	7	1	2	10	11
Dick	2	—	—	2	4
Dodson	1	—	—	1	3
Ennen	—	—	—	—	—
Grant	4	2	2	8	12
Henneman	—	1	1	2	3
Hennessy	—	—	—	—	—
Krzeminski	1	2	—	3	8
Kush	2	1	—	3	7
Mazzara	—	—	—	—	2
Migliore	—	—	—	—	—
Niles	3	1	—	4	4
Rumley	—	—	—	—	—
Sebastian	—	—	—	—	—
Steffan	4	2	3	9	17
Strong	—	—	—	—	—
Terry-Emanuel	—	—	—	—	—
Vincent	1	—	—	1	5
Zurat	—	—	—	—	1

S = Season; C = Career

HIT STREAKS

Player	Active	Season	Career
Chiarenza	7	7	7
Chisholm	1	5	5
M.DeStefano	2	6	6
Dick	2	3	5
Dodson	—	3	6
Ennen	—	—	—
Grant	—	8	8
Henneman	6	6	6
Hennessy	—	—	—
Krzeminski	—	4	6
Kush	1	5	6
Mazzara	—	5	5
Migliore	—	—	—
Niles	—	8	8
Rumley	—	—	—
Sebastian	—	1	1
Steffan	3	7	7
Strong	1	1	1
Terry-Emanuel	—	—	—
Vincent	—	7	7
Zurat	3	3	3

Figures denote length of longest streak

NOTABLE PERFORMANCES

WALK-OFF WINS

Date	Opponent	Inn. Play
------	----------	-----------

SHUTOUTS

Date	Opponent	Pitchers
3/20	North Carolina A&T	Pouliot, Yankowski, Peltier



2022 CANISIUS BASEBALL GAME NOTES

BATTING BY MONTH

Month	AVG	G	AB	R	H	2B	3B	HR	RBI	TB	SLG	BB	HBP	SO	GDP	OBP	SF	SH	SB	ATT
February	.290	8	276	50	80	7	1	8	45	113	.409	33	5	64	7	.372	3	0	9	9
March	.255	13	470	69	120	18	5	5	57	163	.347	60	11	124	6	.350	4	2	16	18
April	.330	12	448	126	148	34	5	17	114	243	.542	70	25	115	4	.446	2	3	17	20
May																				
TOTALS	.291	33	1194	245	348	59	11	30	216	519	.435	163	41	303	17	.392	9	5	42	47

BATTING BY RESULT

Result	AVG	G	AB	R	H	2B	3B	HR	RBI	TB	SLG	BB	HBP	SO	GDP	OBP	SF	SH	SB	ATT
Win	.342	17	650	183	222	41	8	21	158	342	.526	102	22	154	8	.443	7	4	29	31
Loss	.232	16	544	62	126	18	3	9	58	177	.325	61	19	149	9	.329	2	1	13	16
TOTALS	.291	33	1194	245	348	59	11	30	216	519	.435	163	41	303	17	.392	9	5	42	47

PITCHING BY MONTH

Month	ERA	W-L	G	SHO	SV	IP	H	R	ER	BB	SO	2B	3B	HR	WP	HBP	BK
February	5.43	4-4	8	0	0	63	54	41	38	47	70	12	0	6	9	9	0
March	6.85	5-8	13	1	4	111 $\frac{1}{2}$	125	106	85	60	106	20	3	12	16	28	0
April	4.84	8-4	12	0	2	106	109	79	57	58	130	18	4	7	11	14	1
May																	
TOTALS	5.77	17-16	33	1	6	280$\frac{1}{2}$	288	226	180	165	306	50	7	25	36	51	1

PITCHING BY RESULT

Result	ERA	W-L	G	SHO	SV	IP	H	R	ER	BB	SO	2B	3B	HR	WP	HBP	BK
Win	4.05	17-0	17	1	6	151	128	83	68	82	174	25	3	8	14	19	0
Loss	7.77	0-16	16	0	0	129 $\frac{1}{2}$	160	143	112	83	132	25	4	17	22	32	1
TOTALS	5.77	17-16	33	1	6	280$\frac{1}{2}$	288	226	180	165	306	50	7	25	36	51	1

PITCHING BY ROLE

Role	ERA	W-L	G	SHO	SV	IP	H	R	ER	BB	SO	2B	3B	HR	WP	HBP	BK
Starter	5.29	10-11	33	0	—	146 $\frac{1}{2}$	148	110	86	61	159	27	3	15	12	24	1
Reliever	6.30	7-5	32	—	6	134 $\frac{1}{2}$	140	116	94	104	147	23	4	10	24	27	0
TOTALS	5.77	17-16	33	0	6	280$\frac{1}{2}$	288	226	180	165	306	50	7	25	36	51	1

BIG INNINGS (5+ RUNS)

Date	Opponent	Inn.	Runs	Hits
2/20	vs. Pittsburgh	5th	5	4
3/12 (2)	at Charleston Southern	7th	7	1
4/2 (2)	at Quinnipiac	5th	5	4
4/5	vs. Cornell	2nd	5	4
4/8	vs. Iona	7th	6	2
4/9	vs. Iona	7th	5	4
4/12	at St. Bonaventure	5th	5	5
4/14	vs. Marist	2nd	6	5
4/15	vs. Marist	6th	10	8

HOME RUN NOTABLES

2/18 - G1 - vs. Pittsburgh (3); 2/20 vs. Pittsburgh (2); 3/20 at North Carolina A&T (2);
Multi-HR Games (9): 4/2 - G2 - at Quinnipiac (2); 4/3 at Quinnipiac (2); 4/8 vs. Iona (2); 4/9 vs. Iona (3); 4/10 vs. Iona (2); 4/15 vs. Marist (3)
Grand Slams (3): Mike DeStefano, vs. Iona (4/8); Mike Steffan, vs. Iona (4/9); Trevor Henneman, vs. Marist (4/15)
First Career HRs (2): Max Grant, at Morehead State (2/25); Brennan Chisholm, vs. Iona (4/8)
Ind. Multi-HR Games (1): Mike Steffan, vs. Pittsburgh (2/18)

INNING-BY-INNING HIGHS

Month	1st	2nd	3rd	4th	5th	6th	7th	8th	9th
Canisius	4 4/16 vs. MAR	6 (2x), Last: 4/14 vs. MAR	4 4/5 vs. COR	3 3/1 at WVU	5 (3x), Last: 4/12 at SBU	10 4/15 vs. MAR	6 4/8 vs. IONA	7 3/12 (G2) at CSU	2 4/2 (G2) at QU
Opponent	5 3/12 (G2) at CSU	7 3/6 at LIB	13 4/15 vs. MAR	5 3/13 at CSU	4 4/2 (G1) at QU	5 3/1 at WVU	8 4/14 vs. MAR	4 (2x), Last: 4/5 vs. COR	4 4/2 (G2) at QU

HOME RUN TRACKER

Date	Opponent	Batter (S/C)	Inn	Type
2/18	Pittsburgh	Steffan (1/4)	5	3-run (RF)
		Steffan (2/5)	7	2-run (RF)
		Krzeminski (1/3)	9	Solo (RF)
2/20 (1)	Pittsburgh	Steffan (3/6)	7	Solo (LF)
2/25	Morehead State	Grant (1/1)	7	Solo (RF)
2/26 (1)	Morehead State	Chiarenza (1/10)	3	2-run (RF) ^{GA}
2/26 (2)	Morehead State	Grant (2/2)	6	2-run (RF)
3/6	Liberty	DeStefano (1/2)	5	2-run (RCF)
3/13	Charleston Southern	Grant (3/3)	4	Solo (RF)
3/18	North Carolina A&T	Grant (4/4)	6	Solo (RF) ^{GA}
		DeStefano (2/3)	7	2-Run (RF) ^{GA}
3/20	North Carolina A&T	DeStefano (3/4)	3	2-Run (RF) ^{GA}
4/2 (1)	Quinnipiac	Grant (5/5)	3	Solo (RF) ^{GA}
4/2 (2)	Quinnipiac	DeStefano (4/5)	1	Solo (RF) ^{GA}
		Krzeminski (3/5)	6	Solo (RF)
4/3	Quinnipiac	Steffan (4/7)	1	2-Run (CF) ^{GA}
		Chiarenza (2/11)	2	2-Run (LCF)
4/8	Iona	Chisholm (1/1)	3	Solo (LF)
		DeStefano (5/6)	7	Grand Slam (RF)
4/9	Iona	Mazzara (1/2)	2	Solo (RF) ^{GA}
		Steffan (5/8)	6	Grand Slam (LCF)
		DeStefano (6/7)	7	2-Run (CF) ^{ITP}
4/10	Iona	Henneman (1/2)	5	Solo (RF)
		Steffan (6/9)	6	2-Run (LCF) ^{ITP}
4/14	Marist	Grant (6/6)	5	2-Run (CF)
		Grant (7/7)	1	2-Run (CF) ^{GA}
4/15	Marist	Krzeminski (4/6)	6	2-Run (LF)
		Henneman (2/3)	8	Grand Slam (LF)
4/16	Marist	Chiarenza (2/12)	5	2-Run (CF)

NOTE: ^{GA} - Go-Ahead; ^{ITP} - Inside-The-Park

HOME RUN BREAKDOWN

BY INNING										
1	2	3	4	5	6	7	8	9	EX	
3	2	4	1	5	6	6	1	2	—	

BY INNING

LF	LCF	CF	RCF	RF
5	2	5	1	17

BY BATTING ORDER

1	2	3	4	5	6	7	8	9
6	5	4	4	4	1	3	2	1

BY POSITION

C	1B	2B	3B	SS	LF	CF	RF	DH
3	3	6	6	—	2	6	—	4



2022 CANISIUS BASEBALL GAME NOTES

SERIES HISTORY



AT



ALL-TIME SERIES

CANISIUS LEADS, 4-3

Buffalo, N.Y.	0-0
Athens, Ohio	4-3
Neutral Sites	0-0

MOST RUNS - CANISIUS

Canisius.....	N/A
Ohio.....	16 (16-8), 3/16/13
Neutral.....	N/A

MOST RUNS - OHIO

Canisius.....	N/A
Ohio.....	13 (0-13), 3/15/03
Neutral/US.....	N/A

COACHING RECORDS

Matt Mazurek vs. Ohio	
Total.....	0-0
at Canisius.....	0-0

Craig Moore vs. Canisius

Total.....	0-0
at Ohio.....	0-0

LARGEST WINNING MARGINS

Canisius	
Canisius.....	N/A
Ohio.....	12 (12-0), 3/15/13
Neutral.....	N/A

Ohio

Canisius.....	N/A
Ohio.....	13 (0-13), 3/15/03
Neutral.....	N/A

ALL-TIME MEETINGS VS. OHIO

3/15/03 . . Athens, Ohio L	0-13
3/15/03 . . Athens, Ohio L	0-11
3/16/03 . . Athens, Ohio L	1-9
3/15/13 . . Athens, Ohio W	12-0
3/15/13 . . Athens, Ohio W	10-7
3/16/13 . . Athens, Ohio W	16-8
3/17/13 . . Athens, Ohio W	6-2

SCOUTING OHIO

GLANCING AT THE BOBCATS

Entering this afternoon's twin bill, the Bobcats hold a 16-17 overall record and a 10-10 mark in Mid-American Conference (MAC) play.

LAST TIME OUT

Ohio fell to Morehead State in a non-conference contest this past Tuesday in Morehead, Ky., 13-12.

The Bobcats jumped out to a 4-2 lead after the fourth inning before the Eagles tied the game in the sixth, 4-4.

Ohio retaliated by scoring eight unanswered runs over the seventh and eighth innings to take a 12-4 lead.

Morehead State, however, scored nine runs in the home half of the eighth — punctuated by a pair of grand slams by **RYLEY PREECE** and **ISAIAH GUZMAN** — to take a 13-12 lead. **JOHN BAKKE** closed the door to earn his seventh save of the season for Morehead State.

NICK DOLAN went 3-for-4 with a pair of runs scored and driving in five runs in the setback. All five of Dolan's RBI came off his pair of home runs — a two-run shot in the second and a three-run blast in the eighth.

Spencer Harbert went 2-for-5 with two runs scored and three RBI. Harbert also hit a round-tripper for the Bobcats.

STAT LEADERS

Ohio has three batters that are hitting at .300 clips or higher. **COLIN KASPERBAUER** has an Ohio-best .384 average in 30 games this season. **ISAIAH PETERSON** (.333) and **MASON MINZEY** (.328) are the others.

Harbert hit his team-leading eighth home run of the season on Tuesday at Morehead State. Minzey has six home runs on the year, which is the second-highest total on the team.

The team is currently hitting at a .288 clip with 70 doubles, eight triples and 29 home runs. Of the team's 315 hits, 34.0 percent of them have gone for extra bases (107).

BRENDAN RODER has a 2.84 ERA, which leads the Ohio pitching staff. He also has a 1.29 WHIP in nine appearances, with five of them being starts. **EDWARD KUTT IV** is Ohio's top starter, posting a 2-3 record with a 4.86 ERA over 50 innings of work in nine appearances.



2022 CANISIUS BASEBALL GAME NOTES

2022 CANISIUS BASEBALL COACHING AND SUPPORT STAFF



MATT MAZUREK '06
HEAD COACH

COACHING HISTORY

2008-09	Canisius (Volunteer Assistant)
2010-17	Canisius (Assistant Coach)
2018-Present	Canisius (Head Coach)

PLAYING HISTORY

2003-04	Jamestown CC
2005-06	Canisius
2007	Joliet Jackhammers (Northern League)
2008-09	Rockford Riverhawks (Frontier League)

YEAR-BY-YEAR RECORD

Year	School	Overall	MAAC
2018	Canisius	35-22 (.614)	16-8 (.667)
2019	Canisius	24-29 (.453)	17-7 (.708)
2020	Canisius	3-11-1 (.233)	---
2021	Canisius	20-16 (.556)	17-13 (.567)
2022	Canisius	17-16 (.515)	8-4 (.667)
Overall		99-94-1 (.513)	58-32 (.644)

MAZUREK'S MILESTONES

OVERALL CAREER

Accolade	Date	Opponent	Result
1st Win	2/17/18	vs. Ohio State	W, 5-4
25th Win	5/4/18	St. Bonaventure	W, 11-0
50th Win	4/13/19	at Marist	W, 4-2
75th Win	5/9/21	vs. Quinnipiac	W, 15-5
Accolade	Date	Opponent	Result
1st Division I Win	2/17/18	vs. Ohio State	W, 5-4
1st True "Road" Win	2/23/18	at W. Carolina	W, 15-4
1st Home Win	3/24/18	vs. Fairfield	W, 5-3
1st Postseason Win	5/23/18	vs. Niagara	W, 5-4
1st MAAC Win	3/24/18	vs. Fairfield	W, 5-3
1st Power 5 Win	2/17/18	vs. Ohio State	W, 5-4
1st Top-25 Win	3/4/18	at 25-N.C. State	W, 3-2

MATT MAZUREK, a 2018 inductee into the Canisius Sports Hall of Fame, is in his fifth season as the head coach of the Golden Griffin baseball team. The 2022 season will be his 16th overall season with the program.

After the 2020 season was halted after 15 games due to the COVID-19 pandemic, Mazurek helped lead the No. 4 seeded Griffis to the final four of the MAAC Baseball Championships. Mazurek's squad had two First Team All-MAAC selections in **VINNY CHIARENZA** and **JAKE BURLINGAME**, while **MAX GRANT** was a three-time honoree being named as a Second Team, All-Rookie and MAAC All-Championship selections. Joining Grant on the All-Rookie Team was **CARLIN DICK** and **MATT DUFFY**.

In his second season at the helm of the program, Mazurek guided the Griffis to finish as Regular Season Co-Champions in 2019, Canisius' first regular-season title since 2014. Mazurek received his first MAAC Coach of the Year Award for his efforts in leading his alma mater to the top of the conference standings. Four players were selected to the All-MAAC Second Team (**ANDREW SIPOWICZ**, **CONNER MORRO**, **STEPHEN BENNETT** and **MARK McKENNA**), while freshman **ANDREW FRON** was named to the MAAC All-Rookie Team. Mazurek's players also earned multiple preseason and midseason accolades, highlighted by **WILL FRANK** (2019 NCBWA Stopper of the Year Preseason Watch List) and **BILLY KRULL** (2019 Buster Posey Award Watch List).

Mazurek led Canisius to the 2018 MAAC Championship title in his first season as the program's skipper, seeing the Blue and Gold advance to the NCAA Regional hosted by Minnesota. It was his third conference title as part of the Canisius coaching staff, serving as an assistant coach for the 2013 and 2015 MAAC Championship teams.

His first season as head coach saw the Golden Griffins rack up numerous awards, including two major conference honors. **J.P. STEVENSON** took home the 2018 MAAC Pitcher of the Year Award and **TYLER SMITH** earned 2018 MAAC Relief Pitcher of the Year. Four players were named All-MAAC selections, including hitters **LIAM WILSON** (First Team), **RYAN STEKL** (First Team), and **GAGE LANNING** (Second Team). Stevenson and Wilson were also selected as All-Americans, while Smith was selected in the eighth round of the 2018 MLB Draft by the Los Angeles Angels, the highest Griff picked since **JOE MAMOTT** in 1994.

Statistically under Mazurek in 2018, Canisius hitters led the MAAC in five individual categories, while Canisius pitchers ranked first in three individual categories. Nationally, Mazurek coached Wilson to the third-most doubles in Division I (27), while Stevenson finished 10th

with his 10 victories on the mound.

Before being promoted to the role of head coach on Sept. 6, 2017, Mazurek spent 10 years as an assistant on **MIKE McRAE'S** coaching staff at Canisius. A former student-athlete at Canisius, Mazurek became just the fourth head coach for the baseball program in the last 40 years.

During his 10-year tenure as an assistant coach, Mazurek served as the program's hitting instructor for eight years, where 11 different Griffis ranked among the MAAC's top-five in batting average. Additionally, Canisius led the MAAC in home runs four times, highlighted by a program-record 90 home runs in 2009 — which ranked 19th in the nation.

A native of Silver Creek, N.Y., Mazurek was a member of the Griffis coaching staff that has helped produce 13 Major League Baseball draft picks since 2009, including seven hitters (**JAKE LUMLEY**, **CONNOR PANAS**, **BRETT SIDDALL**, **SEAN JAMIESON**, **STEVE McQUAIL**, **KEVIN MAILLOUX** and **KEVIN MAHONEY**). Lumley was the 2017 MAAC Player of the Year and finished his career on Main Street as the program's all-time hits leader.

Named Canisius College's Male Athlete of the Year in 2006, Mazurek played two seasons for the Griffis under McRae. A career .355 hitter, he led the squad with a team-best .358 batting average in his senior campaign to go along with 68 hits, 44 RBI and 18 stolen bases.

As a junior in 2005, Mazurek, again, led Canisius in batting average (.351) with 54 hits, seven home runs and 41 RBI.

He was a two-time All-MAAC First Team selection and was officially enshrined into the Canisius Sports Hall of Fame on Jan. 24, 2019 — a part of the Class of 2018.

Before joining Canisius, Mazurek played two seasons at Jamestown Community College, where he earned First Team All-Region honors. He also aided the Jayhawks to the 2004 NJCAA Division III World Series.

After closing out his collegiate career at Canisius, Mazurek played professionally for three seasons. He spent the 2007 season with the Joliet Jackhammers of the Northern League, before playing for the Frontier League's Rockford Riverhawks in 2008 and 2009.

Mazurek graduated from Canisius with his bachelor's degree in physical education in 2006 and he earned his master's degree in sport administration from the College in 2012.

He resides in Tonawanda, N.Y., with his wife, Sara, and two kids — a daughter, Makenna, and son, Maverick.



JEREMY HILEMAN

1st Season with Program

Hileman joins the Canisius baseball program after spending a year at Division II Shippensburg as their pitching coach. He helped develop the pitching staff by evaluating movement and building individualized plans for every pitcher. During his lone year, Hileman improved Shippensburg's team ERA by 1.28 runs and strikeouts per nine innings by 3.5 points.



GARRETT CORTRIGHT

2nd Season at Position, 5th with Program

Former Canisius pitcher Garrett Cortright returns to Main Street for his second season as an assistant coach. A three-year member of the program during the 2011-13 seasons, he compiled a 3.40 ERA and struckout 181 batters in 275.1 innings. Cortright ranks in the top-10 all-time in numerous pitching categories (sixth in ERA, games started, games won and innings pitched. He also ranks ninth in strikeouts.



MATT WELLS

1st with Program

Wells is in his first season as a volunteer assistant coach. He spent eight months as a major league intern with the Seattle Mariners' video department after spending two seasons with the New York Mets as an associate in player development. A 2018 graduate from New York University, Wells earned his bachelor's degree in sports management with concentrations in organizational management, sports media and sports law.



MANNY CORONA

2nd Season

Corona, a graduate of SUNY Brockport in 2020, enters his second year as a graduate assistant athletic trainer.

Prior to arriving on Main Street, Corona gained experience working as an athletic training intern with the Buffalo Bills. He also has experience working with L.I.F.T. and served as a "first aider" at the Empire State Games.



2022 CANISIUS BASEBALL GAME NOTES

INDIVIDUAL GAME HIGHS

BATTING

At-Bats	7, (3x), Last: Mike DeStefano, at Quinnipiac (4/2/22 - G2)
Runs Scored	5, Mike DeStefano, vs. Marist (4/14/22)
Hits	4, (7x), Last: Max Grant, vs. Marist (4/15/22)
Runs Batted In	5, (5x), Last: Max Grant, vs. Marist (4/15/22)
.....	Trevor Henneman, vs. Marist (4/15/22)
Doubles	2, Max Grant, at Quinnipiac (4/3/22)
Triples	1, (11x), Last: Mike DeStefano, vs. Marist (4/16/22)
Home Runs	2, Mike Steffan, vs. Pittsburgh (2/18/22)
Walks	3, (7x), Last: Kyle Kush, vs. Marist (4/16/22)
Strikeouts	4, Dylan Vincent, at Quinnipiac (4/2/22 - G1)
Sacrifice Hits	1, (5x), Last: Mike Mazzara, vs. Marist (4/14/22)
Sacrifice Flies	1, (9x), Last: Mike DeStefano, vs. Marist (4/16/22)
Stolen Bases	3, Mike DeStefano, at Morehead State (2/27/22)
.....	3, Dylan Vincent, at Manhattan (3/26/22)
Hit By a Pitch	2, (2x), Last: Jake Zurat, vs. Marist (4/14/22)
Caught Stealing	1, (6x), Last: Brennan Chisholm, vs. Marist (4/15/22)

PITCHING

Innings Pitched	8, Matt Duffy, at Charleston Southern (3/12/22 - G1)
Runs Allowed	9, Levi Abbott, vs. Pittsburgh (2/19/22 - G1)
Earned Runs	9, Levi Abbott, vs. Pittsburgh (2/19/22 - G1)
Walks	7, Levi Abbott, vs. Pittsburgh (2/19/22 - G1)
Strikeouts	12, Matt Duffy, at Quinnipiac (4/2/22 - G1)
Hits Allowed	9, Aaron Duffy, vs. Cornell (4/5/22)
Doubles Allowed	3, Levi Abbott, at North Carolina A&T (3/19/22)
.....	3, Aaron Duffy, vs. Cornell (4/5/22)
Triples Allowed	1, (7x), Last: Jeff DeStefano, vs. Marist (4/14/22)
Home Runs Allowed	2, (3x), Last: Matt Duffy, vs. Marist (4/14/22)
Wild Pitches	2, (7x), Last: Cole Murray, vs. Iona (4/9/22)
Hit Batsmen	2, (11x), Last: Tom Peltier, vs. Iona (4/10/22)

FIELDING

Putouts	16, Mike Mazzara, vs. Marist (4/14/22)
Assists	6, Max Grant, at North Carolina A&T (3/20/22)
Errors	2, (5x), Last: Josh Niles, vs. Marist (4/15/22)
Passed Balls	2, Mike Mazzara, vs. Marist (4/15/22)

TEAM GAME HIGHS

BATTING

At-Bats	52, at North Carolina A&T (3/18/22)
Runs Scored	17, (2x), Last: vs. Marist (4/15/22)
Hits	22, at Quinnipiac (4/2/22 - G2)
Runs Batted In	17, vs. Marist (4/15/22)
Doubles	7, at Quinnipiac (4/2/22 - G2)
Triples	1, (11x), Last: vs. Marist (4/16/22)
Home Runs	3, (3x), Last: vs. Marist (4/15/22)
Walks	13, at Manhattan (3/26/22)
Strikeouts	17, at Liberty (3/6/22)
Sacrifice Hits	1, (5x), Last: vs. Marist (4/14/22)
Sacrifice Flies	2, vs. Pittsburgh (2/20/22)
Stolen Bases	7, at Manhattan (3/26/22)
Hit by a Pitch	4, (2x), Last: vs. Marist (4/15/22)
Caught Stealing	1, (6x), Last: vs. Marist (4/15/22)
Hit into a Double Play	3, vs. Pittsburgh (2/20/22)
Runners Left on Base	15, at Charleston Southern (3/12/22 - G1)

PITCHING

Innings Pitched	12 $\frac{1}{3}$, at North Carolina A&T (3/18/22)
Runs Allowed	18, vs. Marist (4/15/22)
Earned Runs	16, at West Virginia (3/1/22)
Walks	12, (2x), Last: vs. Marist (4/15/22)
Strikeouts	16, at North Carolina A&T (3/18/22)
Hits Allowed	19, at North Carolina A&T (3/19/22)
Doubles Allowed	5, at North Carolina A&T (3/19/22)
Triples Allowed	1, (7x), Last: vs. Marist (4/14/22)
Home Runs Allowed	4, at North Carolina A&T (3/19/22)
Wild Pitches	3, (4x), Last: at North Carolina A&T (3/19/22)
Hit Batsmen	5, at Liberty (3/6/22)

FIELDING

Putouts	37, at North Carolina A&T (3/18/22)
Assists	14, at West Virginia (3/1/22)
Errors	6, at Charleston Southern (3/12/22 - G2)
Passed Balls	2, (2x), Last: vs. Marist (4/15/22)
Double Plays Turned	2, vs. Pittsburgh (2/20/22)
.....	2, at West Virginia (3/1/22)


2022 JERSEY TRACKER



WHITE
Home: 2-1
Road: 0-0
Neutral: 0-0



GRAY
Home: 0-0
Road: 4-6
Neutral: 0-2



NAVY
Home: 3-1
Road: 5-4
Neutral: 2-0



GOLD
Home: 0-0
Road: 1-2
Neutral: 0-0

Date	Opponent	Result
4/5	vs. Cornell	L, 10-11
4/8	vs. Iona	W, 12-6
4/16	vs. Marist	W, 11-3

Date	Opponent	Result
2/19 (1)	vs. Pittsburgh	L, 2-12
2/19 (2)	vs. Pittsburgh	L, 0-4
2/27	at Morehead State	W, 6-2
3/1	at West Virginia	L, 3-17
3/5	at Liberty	L, 3-14
3/6	at Liberty	L, 5-14
3/12 (1)	at Charleston Southern	W, 4-2
3/12 (2)	at Charleston Southern	W, 15-12
3/19	at North Carolina A&T	L, 4-16
3/25	at Manhattan	L, 1-2
4/2 (1)	at Quinnipiac	L, 2-5
4/12	at St. Bonaventure	W, 11-1

Date	Opponent	Result
2/18	vs. Pittsburgh	W, 11-3
2/20	vs. Pittsburgh	W, 15-7
2/25	at Morehead State	W, 11-4
3/4	at Liberty	L, 1-4
3/13	at Charleston Southern	W, 8-6
3/18	at North Carolina A&T	L, 7-8 (13)
3/20	at North Carolina A&T	W, 4-0
3/26	at Manhattan	W, 13-5
3/27	at Manhattan	L, 1-6
4/2 (2)	at Quinnipiac	W, 15-9
4/9	vs. Iona	W, 13-3
4/10	vs. Iona	W, 12-4
4/14	vs. Marist	W, 17-12
4/15	vs. Marist	L, 17-18
4/20	at Niagara	L, 1-3

Date	Opponent	Result
2/26 (1)	at Morehead State	L, 3-4
2/26 (2)	at Morehead State	L, 2-5
4/3	at Quinnipiac	W, 5-4



2022 CANISIUS BASEBALL GAME NOTES

THE LAST TIME...

A CANISIUS TEAM SCORED...

10+ Runs in a Game	11, vs. Marist (4/16/22 - W, 11-3)
15+ Runs in a Game	17, vs. Marist (4/15/22 - L, 17-18)
20+ Runs in a Game	21, vs. Saint Peter's (5/12/21 - G2 - W, 21-0 - 7 inn.)
25+ Runs in a Game	32, at Morehead State (3/22/11 - W, 32-17)
30+ Runs in a Game	32, at Morehead State (3/22/11 - W, 32-17)
5+ Runs in an Inning	10, vs. Marist (4/15/22 - B6 - L, 17-18)
6+ Runs in an Inning	10, vs. Marist (4/15/22 - B6 - L, 17-18)
7+ Runs in an Inning	10, vs. Marist (4/15/22 - B6 - L, 17-18)
8+ Runs in an Inning	10, vs. Marist (4/15/22 - B6 - L, 17-18)
9+ Runs in an Inning	10, vs. Marist (4/15/22 - B6 - L, 17-18)
10+ Runs in an Inning	10, vs. Marist (4/15/22 - B6 - L, 17-18)

A CANISIUS TEAM SCORED...

10+ Runs in 2+ Straight Games	See below
	10, vs. Cornell (4/5/22 - L, 10-11)
	12, vs. Iona (4/8/22 - W, 12-6)
	13, vs. Iona (4/9/22 - W, 13-3)
	12, vs. Iona (4/10/22 - W, 12-4)
10+ Runs in 5+ Straight Games	11, at St. Bonaventure (4/12/22 - W, 11-1)
	17, vs. Marist (4/14/22 - W, 17-12)
	17, vs. Marist (4/15/22 - L, 17-18)
	11, vs. Marist (4/16/22 - W, 11-3)
	17, vs. Marist (4/14/22 - W, 17-12)
	17, vs. Marist (4/15/22 - L, 17-18)
15+ Runs in 2+ Straight Games	
	20, vs. Saint Peter's (5/12/21 - G1 - W, 20-11)
	21, vs. Saint Peter's (5/12/21 - G2 - W, 21-0 - 7 inn.)

A CANISIUS TEAM RECORDED...

15+ Hits in a Game	15, vs. Marist (4/16/22 - W, 11-3)
20+ Hits in a Game	22, at Quinnipiac (4/2/22 - G2 - W, 15-9)
25+ Hits in a Game	28, at Morehead State (3/22/11 - W, 32-17)
5+ Doubles in a Game	5, vs. Marist (4/14/22 - W, 17-12)
6+ Doubles in a Game	7, at Quinnipiac (4/2/22 - G2 - W, 15-9)
7+ Doubles in a Game	7, at Quinnipiac (4/2/22 - G2 - W, 15-9)
8+ Doubles in a Game	8, vs. Old Dominion (2/15/15 - W, 8-6)
9+ Doubles in a Game	9, vs. Buffalo (4/4/07 - W, 11-5)
2+ Triples in a Game	3, vs. Saint Peter's (5/12/21 - G2 - W, 21-0 - 7 inn.)
3+ Triples in a Game	3, vs. Saint Peter's (5/12/21 - G2 - W, 21-0 - 7 inn.)
4+ Triples in a Game	4, vs. Manhattan (5/13/17 - G1 - W, 16-5)
3+ Home Runs in a Game	3, vs. Marist (4/15/22 - L, 17-18)
4+ Home Runs in a Game	4, at Rider (4/28/18 - G2 - L, 12-13)
5+ Home Runs in a Game	5, vs. Buffalo (3/7/12 - W, 24-12)
6+ Home Runs in a Game	6, vs. Niagara (5/5/10 - W, 18-17)
7+ Home Runs in a Game	9, vs. Fairfield (5/9/09 - G1 - W, 22-5)
8+ Home Runs in a Game	9, vs. Fairfield (5/9/09 - G1 - W, 22-5)
9+ Home Runs in a Game	9, vs. Fairfield (5/9/09 - G1 - W, 22-5)
Back-to-Back Home Runs	Jake Burlingame and Mike Steffan, vs. Saint Peter's (5/12/21 - B2 - W, 21-0 - 7 inn.)
Drew 10+ Walks in a Game	10, vs. Iona (4/9/22 - W, 13-3)
Drew 15+ Walks in a Game	16, vs. Quinnipiac (5/9/21 - G2 - W, 15-5 - 7 inn.)
Drew 4+ Hit by Pitches in a Game	4, vs. Marist (4/15/22 - L, 17-18)
Drew 5+ Hit by Pitches in a Game	7, at Charlotte (2/25/19 - W, 10-5)
Drew 6+ Hit by Pitches in a Game	7, at Charlotte (2/25/19 - W, 10-5)
Drew 7+ Hit by Pitches in a Game	7, at Charlotte (2/25/19 - W, 10-5)
Drew 8+ Hit by Pitches in a Game	8, vs. Niagara (5/11/13 - G2 - W, 22-1)
5+ Stolen Bases in a Game	5, vs. Iona (4/9/22 - W, 13-3)
6+ Stolen Bases in a Game	7, at Manhattan (3/26/22 - W, 13-5)
7+ Stolen Bases in a Game	7, at Manhattan (3/26/22 - W, 13-5)
8+ Stolen Bases in a Game	9, at Longwood (3/9/13 - G1 - W, 8-6)
9+ Stolen Bases in a Game	9, at Longwood (3/9/13 - G1 - W, 8-6)
10+ Stolen Bases in a Game	10, vs. LeMoyné (3/26/05 - G2 - L, 6-7 - 11 inn.)

A CANISIUS PITCHING STAFF...

Threw a Combined No-Hitter	at Iona (3/29/13 - G2 - W, 8-0) Alex Godzak, Rohn Pierce and Jon Fitzsimmons
Shutout an Opponent	at North Carolina A&T (3/20/22 - W, 4-0)
Shutout a MAAC Opponent	vs. Saint Peter's (5/12/21 - G2 - W, 21-0 - 7 inn.)
Posted Back-to-Back Shutouts	at Iona (5/6/17 - G2 - W, 1-0) at Iona (5/7/17 - W, 2-0)
Struck out 10+ Batters	15, vs. Marist (4/14/22 - W, 17-12)
Struck out 11+ Batters	15, vs. Marist (4/14/22 - W, 17-12)
Struck out 12+ Batters	15, vs. Marist (4/14/22 - W, 17-12)
Struck out 13+ Batters	15, vs. Marist (4/14/22 - W, 17-12)
Struck out 14+ Batters	15, vs. Marist (4/14/22 - W, 17-12)
Struck out 15+ Batters	15, vs. Marist (4/14/22 - W, 17-12)
Struck out 16+ Batters	16, at North Carolina A&T (3/18/22 - L, 7-8 - 13 inn.)
Struck out 17+ Batters	19, at Buffalo (4/20/16 - W, 3-1 - 12 inn.)
Struck out 18+ Batters	19, at Buffalo (4/20/16 - W, 3-1 - 12 inn.)
Struck out 19+ Batters	19, at Buffalo (4/20/16 - W, 3-1 - 12 inn.)

A CANISIUS PITCHING STAFF ALLOWED...

10+ Runs in 2+ Straight Games	17, vs. Marist (4/14/22 - W, 17-12) 17, vs. Marist (4/15/22 - L, 17-18)
	10, vs. Monmouth (4/2/17 - W, 11-10)
10+ Runs in 4+ Straight Games	10, at Marist (4/8/17 - G1 - L, 7-10) 11, at Marist (4/8/17 - G2 - L, 4-11) 13, at Marist (4/9/17 - L, 3-13)
15+ Runs in 2+ Straight Games	17, vs. Marist (4/14/22 - W, 17-12) 17, vs. Marist (4/15/22 - L, 17-18)
20+ Runs in 2+ Straight Games	21, vs. Central Connecticut State (3/9/03 - L, 8-21) 22, at James Madison (3/10/03 - L, 7-22)

A CANISIUS TEAM DEFENSIVELY...

Committed 5+ Errors in a Game	6, at Charleston Southern (3/12/22 - W, 15-12 - 7 inn.)
Committed 6+ Errors in a Game	6, at Charleston Southern (3/12/22 - W, 15-12 - 7 inn.)
Committed 7+ Errors in a Game	9, vs. St. Bonaventure (4/27/05 - L, 3-12)
Committed 8+ Errors in a Game	9, vs. St. Bonaventure (4/27/05 - L, 3-12)
Committed 9+ Errors in a Game	9, vs. St. Bonaventure (4/27/05 - L, 3-12)
Turned 3+ Double Plays in a Game	3, vs. Manhattan (4/10/21 - G1 - W, 10-3)
Turned 4+ Double Plays in a Game	4, at Morehead State (3/15/09 - G2 - W, 6-4)
Turned 5+ Double Plays in a Game	5, at Mount St. Mary's (3/15/08 - G1 - W, 4-2)
No Errors in 3+ Straight Games	3 games (4/25/21 - 4/26/21)
No Errors in 4+ Straight Games	5 games (3/24/19 - 4/1/19)
No Errors in 5+ Straight Games	5 games (3/24/19 - 4/1/19)

A CANISIUS TEAM...

Had a Game End in a Tie	at Marshall (3/1/20 - G2 - T, 2-2)
Played an Extra-Inning Game	at North Carolina A&T (3/18/22 - L, 7-8 - 13 inn.)
Played a Top-25 Team	at No. 20 Liberty (3/6/22 - L, 5-14)
Defeated a Top-25 Team	at No. 25 N.C. State (3/4/18 - W, 3-2)
Swept a Doubleheader	vs. Saint Peter's (5/12/21)
Swept a 3-Game Series	vs. Iona (4/8/22 - 4/10/22)
Swept a 3-Game MAAC Series	vs. Iona (4/8/22 - 4/10/22)
Swept a 4-Game Series	vs. Manhattan (4/10/21 - 4/11/21)
Swept a 4-Game MAAC Series	vs. Manhattan (4/10/21 - 4/11/21)
Swept in a Doubleheader	at Morehead State (2/26/22)
Swept in a 3-Game Series	at Liberty (3/4/22 - 3/6/22)
Swept in a 3-Game MAAC Series	at Marist (4/8/17 - 4/9/17)
Swept in a 4-Game Series	at Fairfield (3/20/21 - 3/21/21)
Swept in a 4-Game MAAC Series	at Fairfield (3/20/21 - 3/21/21)

Bold denotes occurred during 2022 season



2022 CANISIUS BASEBALL GAME NOTES

THE LAST TIME...

A CANISIUS INDIVIDUAL...

Scored 4+ Runs in a Game	5, Mike DeStefano, vs. Marist (4/14/22 - W, 17-12)
Scored 5+ Runs in a Game	5, Mike DeStefano, vs. Marist (4/14/22 - W, 17-12)
Recorded 4+ Hits in a Game	4, Max Grant, vs. Marist (4/15/22 - L, 17-18)
Recorded 5+ Hits in a Game	5, Connor Panas, vs. Marist (5/3/15 - W, 16-11)
Recorded 6+ Hits in a Game	6, Ralph Allocco, vs. Morehead State (3/22/11 - W, 32-17)
Recorded 2+ Doubles in a Game	2, Max Grant, at Quinnipiac (4/3/22 - W, 5-4)
Recorded 3+ Doubles in a Game	3, Ryan Stekl, vs. Manhattan (5/13/17 - G1 - W, 16-5)
Recorded 2+ Triples in a Game	2, Chris Guarin, vs. Youngstown State (4/20/11 - W, 11-3)
Had a Multi-HR Game	2, Mike Steffan, vs. Pittsburgh (2/18/22 - W, 11-3)
Had a 3-HR Game	3, Jimmy Luppens, at Ohio (3/16/13 - W, 16-8)
Hit for the Cycle	Sean Jamieson, at Morehead State (3/22/11 - W, 32-17)
Hit a Grand Slam	Trevor Henneman, vs. Marist (4/15/22 - L, 17-18)
Hit an Inside-the-Park Home Run	Mike Steffan, vs. Iona (4/10/22 - W, 12-4)
Recorded 5+ RBI in a Game	5, Max Grant, vs. Marist (4/15/22 - L, 17-18) 5, Trevor Henneman, vs. Marist (4/15/22 - L, 17-18)
Recorded 6+ RBI in a Game	6, Vinny Chiarenza, at Monmouth (5/15/21 - G2 - L, 11-12 - 10 inn.)
Recorded 7+ RBI in a Game	7, Ryan Stekl, vs. Siena (4/2/16 - W, 16-4)
Recorded 8+ RBI in a Game	8, Jimmy Luppens, at Ohio (3/16/13 - W, 16-8)
Recorded 9+ RBI in a Game	9, Sean Jamieson, at Morehead State (3/22/11 - W, 32-17)
Drew 3+ Walks in a Game	3, Kyle Kush, vs. Marist (4/16/22 - W, 11-3)
Drew 4+ Walks in a Game	4, Carlin Dick, vs. Saint Peter's (5/12/21 - G2 - W, 21-0 - 7 inn.)
Drew 5+ Walks in a Game	5, Christ Conley, vs. Milwaukee (2/18/18 - W, 3-2)
Stole 2+ Bases in a Game	2, Mike DeStefano, at Quinnipiac (4/2/22 - G2 - W, 15-9)
Stole 3+ Bases in a Game	3, Dylan Vincent, at Manhattan (3/26/22 - W, 13-5)
Stole 4+ Bases in a Game	4, Connor Panas, at George Mason (4/18/15 - W, 8-2)
Hit by 2+ Pitches in a Game	2, Jake Zurat, vs. Marist (4/14/22 - W, 17-12)
Hit by 3+ Pitches in a Game	3, Jake Burlingame, at Charlotte (2/25/19 - W, 10-5)
Hit by 4+ Pitches in a Game	4, Ronnie Bernick, vs. Marist (4/27/13 - G1 - W, 10-4)
Walk-off Hit	Vinny Chiarenza (fielding error), vs. Rider (4/26/21 - W, 5-4)
Walk-off Home Run	Ryan Stekl (3-run HR), vs. Buffalo (4/11/17 - W, 6-5)
Recorded a 10-Game Hit Streak	10 games, Jacob Martins (5/9/21 - 5/20/21)
Recorded a 15-Game Hit Streak	18 games, Liam Wilson (3/18/18 - 4/22/18)
Recorded a 20-Game On-Base Streak	30 games, Mike DeStefano (2/18/22 - 4/14/22)
Recorded a 25-Game On-Base Streak	30 games, Mike DeStefano (2/18/22 - 4/14/22)
Recorded a 30-Game On-Base Streak	57 games, Liam Wilson (4/29/17 - 5/4/18)
Recorded a 40-Game On-Base Streak	57 games, Liam Wilson (4/29/17 - 5/4/18)

A CANISIUS PITCHER...

Threw a 7-Inning No-Hitter	Joe Mamott, vs. Siena (5/2/93 - G1 - W, 6-0)
Threw a 9-Inning No-Hitter	Never
Perfect Game	Never
Threw a 7-Inning Complete Game	Will Frank, at Quinnipiac (5/10/21 - G1 - L, 1-2)
Threw a 9-Inning Complete Game	Matt Duffy, at Fairfield (5/26/21 - W, 4-1)
Threw a 7-Inning Complete Game Shutout	Ryan Boyer, vs. Rider (4/25/21 - G1 - W, 8-0)
Threw a 9-Inning Complete Game Shutout	Rohn Pierce, at East Tennessee State (3/1/14 - W, 2-0)
Pitched 3+ Scoreless Relief Innings	Brett Kochanski (3 IP), at Manhattan (3/26/22 - W, 13-5)
Pitched 3+ Hitless Relief Innings	Brett Kochanski (3 IP), at Manhattan (3/26/22 - W, 13-5)
Pitched 4+ Scoreless Relief Innings	Kyle Warner (5 ² / ₃ IP), vs. Marist (5/20/21 - G1 - W, 8-3)
Did not allow a walk (Min. 8 IP)	Andrew Sipowicz (8 IP), vs. Marist (4/13/19 - W, 4-2)
Struck out 10+ Batters	10, Matt Duffy, vs. Iona (4/8/22 - W, 12-6)
Struck out 11+ Batters	12, Matt Duffy, at Quinnipiac (4/2/22 - G2 - L, 2-5)
Struck out 12+ Batters	12, Matt Duffy, at Quinnipiac (4/2/22 - G2 - L, 2-5)
Struck out 13+ Batters	15, Mark West, vs. Saint Peter's (3/25/00 - G1 - W, 9-2)
Struck out 14+ Batters	15, Mark West, vs. Saint Peter's (3/25/00 - G1 - W, 9-2)
Struck out 15+ Batters	15, Mark West, vs. Saint Peter's (3/25/00 - G1 - W, 9-2)

Bold denotes occurred during 2022 season

PLAYER PERFORMANCES

MULTI-HIT GAMES . . .	2022 . . .	REC . . .	CAREER . . .	REC
Chiarenza	7	5-2	20	12-8
Chisholm	3	2-1	3	2-1
M.DeStefano	16	11-5	23	14-9
Dick	3	3-0	10	8-2
Dodson	3	2-1	5	4-1
Ennen	—	0-0	—	0-0
Grant	18	11-7	28	17-11
Henneman	5	3-2	10	5-5
Hennessy	—	0-0	—	0-0
Krzeminski	6	4-2	14	8-6
Kush	9	6-3	15	9-6
Mazzara	3	2-1	9	6-3
Migliore	—	0-0	—	0-0
Niles	4	4-0	4	4-0
Rumley	—	0-0	—	0-0
Sebastian	—	0-0	—	0-0
Steffan	13	10-3	27	21-6
Strong	—	0-0	—	0-0
Terry-Emanuel	—	0-0	—	0-0
Vincent	12	6-6	24	14-10
Zurat	1	1-0	2	2-0

MULTI-RBI GAMES . . .	2022 . . .	REC . . .	CAREER . . .	REC
Chiarenza	7	5-2	16	11-5
Chisholm	1	1-0	1	1-0
M.DeStefano	10	8-2	11	9-2
Dick	2	2-0	4	4-0
Dodson	1	1-0	3	3-0
Ennen	—	0-0	—	0-0
Grant	8	6-2	12	10-2
Henneman	2	1-1	3	2-1
Hennessy	—	0-0	—	0-0
Krzeminski	3	2-1	8	5-3
Kush	3	3-0	7	7-0
Mazzara	—	0-0	2	1-1
Migliore	—	0-0	—	0-0
Niles	4	4-0	4	4-0
Rumley	—	0-0	—	0-0
Sebastian	—	0-0	—	0-0
Steffan	9	7-2	18	12-6
Strong	—	0-0	—	0-0
Terry-Emanuel	—	0-0	—	0-0
Vincent	1	1-0	5	5-0
Zurat	—	0-0	1	1-0

QUALITY STARTS . . .	2022 . . .	REC . . .	CAREER . . .	REC
Abbott	—	0-0	—	0-0
Abramson	—	0-0	—	0-0
Barry	—	0-0	—	0-0
Consigli	—	0-0	—	0-0
J.DeStefano	—	0-0	—	0-0
A.Duffy	—	0-0	—	0-0
M.Duffy	6	3-3	8	5-3
Fron	—	0-0	3	1-2
Greenleaf	—	0-0	—	0-0
Guiliano	—	0-0	—	0-0
Hoover	—	0-0	—	0-0
Kochanski	—	0-0	—	0-0
Murray	—	0-0	—	0-0
Peltier	—	0-0	1	1-0
Pouliot	2	2-0	2	2-0
Ritzenthaler	—	0-0	—	0-0
Seidel	—	0-0	—	0-0
Yankowski	—	0-0	—	0-0

All records are for games played at Division I level



2022 CANISIUS BASEBALL GAME NOTES

SINGLE-SEASON BATTING RECORDS

BATTING AVERAGE

AVG	Season
1. .342 (379-1108)	1997
2. .341 (252-738)	1987
3. .341 (298-874)	1982
4. .330 (680-2059)	2010
5. .329 (420-1278)	1994
6. .320 (582-1834)	2008
7. .317 (258-813)	1985
8. .314 (592-1887)	2014
.314 (631-2008)	2009
10. .310 (222-717)	1986

MOST GAMES PLAYED

Games	Season
1. 64	2015
2. 60	2010
60	2012
4. 59	2013
59	2016
6. 58	2009
58	2011
8. 57	2017
57	2018
10. 56	2014

MOST DOUBLES

Doubles	Season
1. 129	2010
2. 123	2009
3. 111	2018
4. 104	2008
5. 103	1994
103	2015
7. 102	2014
8. 99	2013
9. 90	2012
10. 88	2011

MOST WALKS

BB	Season
1. 283	2015
2. 281	2018
3. 278	2014
4. 264	2010
5. 263	2013
6. 248	2017
7. 247	2012
8. 246	2016
9. 237	2008
10. 232	2006

SLUGGING PERCENTAGE

SLG%	Season
1. .534 (874 AB)	1982
2. .529 (1108 AB)	1997
3. .527 (2008 AB)	2009
4. .518 (2059 AB)	2010
5. .515 (1278 AB)	1994
6. .503 (813 AB)	1985
7. .493 (998 AB)	1996
8. .491 (1834 AB)	2008
9. .481 (671 AB)	1983
10. .476 (738 AB)	1987

MOST RUNS SCORED

Runs	Season
1. 544	2010
2. 464	2009
3. 452	2008
4. 427	2015
5. 414	2013
6. 410	2014
7. 393	2018
8. 353	2012
9. 336	2006
10. 329	2011

MOST TRIPLES

Triples	Season
1. 26	2013
2. 25	2014
25	2015
4. 22	2019
5. 20	2017
6. 18	1982
18	2012
18	2021
8. 17	2009
17	2018
10. 16	1985

MOST HBP

HBP	Season
1. 125	2013
2. 110	2014
3. 101	2018
4. 99	2010
5. 92	2009
6. 91	2006
7. 88	2008
8. 85	2015
9. 78	2017
10. 76	2011

ON-BASE PERCENTAGE

OBP	Season
1. .431 (874 AB)	1982
2. .426 (1887 AB)	2014
3. .420 (2059 AB)	2010
4. .417 (1834 AB)	2008
5. .416 (1955 AB)	2013
6. .409 (1108 AB)	1997
7. .407 (1126 AB)	2021
8. .405 (813 AB)	1985
9. .404 (1278 AB)	1994
10. .403 (2008 AB)	2009

MOST HITS

Hits	Season
1. 680	2010
2. 631	2009
3. 615	2015
4. 598	2013
5. 592	2014
6. 586	2008
7. 551	2018
8. 536	2012
9. 508	2011
508	2017

MOST HOME RUNS

HR	Season
1. 90	2009
2. 77	2010
3. 65	2008
4. 42	1997
5. 39	1994
6. 38	2018
7. 37	1996
8. 35	2011
9. 34	2015
10. 30	2022

MOST STOLEN BASES

SB	Season
1. 107	2013
2. 94	2009
3. 90	2010
4. 86	2008
5. 85	2005
6. 84	2014
7. 83	2006
8. 80	2011
80	2012
10. 78	1994
78	2016

SINGLE-SEASON PITCHING RECORDS

EARNED RUN AVERAGE

ERA	Year
1. 3.26 (199.0 IP)	1978
2. 3.77 (472.2 IP)	2014
3. 3.94 (491.0 IP)	2016
4. 4.09 (486.2 IP)	2017
5. 4.21 (495.2 IP)	2013
6. 4.22 (177.0 IP)	1986
7. 4.40 (448.0 IP)	2008
4.40 (492.2 IP)	2018
9. 4.60 (508.1 IP)	2012
10. 4.62 (471.1 IP)	2011

WINS

Wins	Year
1. 42	2013
2. 41	2008
3. 40	2014
4. 39	2010
5. 36	2009
6. 35	2017
35	2018
8. 34	2015
9. 33	2012
10. 32	2016

COMPLETE GAMES

CG	Year
1. 21	1991
2. 16	1985
16	1990
4. 15	1999
5. 14	1988
6. 13	1982
13	2000
13	2008
9. 12	1987
12	1993

FIELDING PERCENTAGE

FLD%	Year
1. .975	2021
2. .974	2011
3. .973	2014
4. .972	2019
5. .971	2009
6. .970	2008
7. .969	2012
8. .968	2017
9. .967	2013
.967	2016

STRIKEOUTS PER 9 INNINGS

K/9 IP	Year
1. 9.81 (280$\frac{2}{3}$ IP)	2022
2. 8.50 (90 IP)	1964
3. 8.27 (86 IP)	1973
4. 7.93 (492 $\frac{2}{3}$ IP)	2018
5. 7.87 (330 $\frac{2}{3}$ IP)	2000
6. 7.85 (281 IP)	2021
7. 7.75 (491 IP)	2016
8. 7.60 (486 $\frac{2}{3}$ IP)	2017
9. 7.58 (449 IP)	2019
10. 7.43 (538 IP)	2015

SAVES

Saves	Year
1. 18	2016
2. 17	2017
3. 14	2012
14	2018
5. 13	2013
6. 12	2015
12	2019
8. 11	2010
11	2011
10. 10	2008
10	1994

STRIKEOUTS

SO	Year
1. 444	2015
2. 434	2018
3. 423	2016
4. 411	2017
5. 378	2019
6. 365	2013
7. 347	2012
8. 339	2010
9. 332	2009
10. 306	2022



2022 CANISIUS BASEBALL GAME NOTES

SINGLE-SEASON BATTING RECORDS

GAMES PLAYED

GP	Player	Season
1. 64	Connor Panas	2015
64	Jesse Puscheck	2015
64	Brett Siddall	2015
4. 63	Jake Lumley	2015
63	Anthony Massicci	2015
63	Ryan Stekl	2015
7. 60	Ian Choy	2010
60	Steve McQuail	2010
9. 59	5 players tied	

AT-BATS

ABs	Player	Season
1. 249	Brett Siddall	2015
2. 248	Jake Lumley	2015
3. 247	Connor Panas	2015
4. 238	Perry Silverman	2010
5. 236	Jesse Puscheck	2015
236	Ryan Stekl	2015
7. 228	Jake Lumley	2017
8. 226	Kevin Mailloux	2009
9. 224	Steve McQuail	2010
10. 221	Liam Wilson	2018

RUNS SCORED

Runs	Player	Season
1. 74	Perry Silverman	2010
2. 70	Steve McQuail	2010
3. 67	Kevin Mahoney	2009
67	Connor Panas	2015
5. 66	Sean Jamieson	2010
6. 60	Sean Jamieson	2011
7. 59	Kevin Mailloux	2009
59	Ian Choy	2010
9. 57	Brian Burton	2010
10. 56	Kevin Mailloux	2008

HITS

Hits	Player	Season
1. 92	Connor Panas	2015
2. 89	Steve McQuail	2010
3. 86	Kevin Mailloux	2009
4. 85	Brett Siddall	2015
5. 83	Ian Choy	2010
6. 82	Jake Lumley	2015
7. 81	Jake Lumley	2017
8. 79	Brian Burton	2010
9. 78	Sean Jamieson	2010
78	Liam Wilson	2018

DOUBLES

2B	Player	Season
1. 27	Liam Wilson	2018
2. 24	Brett Siddall	2015
3. 21	Steve McQuail	2010
4. 19	Kevin Mahoney	2009
19	Perry Silverman	2010
19	Jesse Puscheck	2015
7. 18	Liam Wilson	2017
8. 17	5 players tied	

TRIPLES

3B	Player	Season
1. 7	Branson Joseph	2009
7	Connor Panas	2015
3. 6	Jesse Kelso	2012
4. 5	Ray Jablonski	1979
5	Kevin Glover	1996
5	Jake Lumley	2015
5	Stephen Bennett	2019
8. 4	11 players tied	

HOME RUNS

HR	Player	Season
1. 22	Kevin Mahoney	2009
2. 20	Steve McQuail	2010
3. 17	Brian Burton	2010
4. 16	Kevin Mailloux	2009
5. 13	Todd Schell	1994
13	Sean Jamieson	2011
7. 12	Kevin Mahoney	2008
12	Kevin Mailloux	2008
12	Brett Siddall	2015
10. 11	Branson Joseph	2008
11	Connor Panas	2015

RUNS BATTED IN

RBI	Player	Season
1. 81	Steve McQuail	2010
2. 68	Brian Burton	2010
68	Connor Panas	2015
4. 63	Brett Siddall	2015
63	Ryan Stekl	2018
6. 62	Kevin Mahoney	2009
7. 57	Branson Joseph	2009
57	Ian Choy	2010
9. 56	Kevin Mailloux	2009
56	Shayne Willson	2010

BATTING AVERAGE

(MIN. 100 ABs)

BA	Player	Season
1. .436	Kevin Vogel	1985
2. .415	Max Grant	2022
2. .400	Jeremy Ross	1997
3. .397	Steve McQuail	2010
4. .390	Brian Hennessy	1994
5. .389	Jason Rausch	1993
6. .381	Kevin Mailloux	2009
7. .378	Jason Kline	1997
8. .377	Kevin Mailloux	2008
9. .377	Ian Choy	2010
10. .377	Todd Schell	1994

SLUGGING PERCENTAGE

(MIN. 100 ABs)

SLG%	Player	Season
1. .768	Steve McQuail	2010
2. .754	Todd Schell	1994
3. .746	Kevin Mahoney	2009
4. .713	Kevin Vogel	1985
5. .701	Jason Kline	1997
6. .699	Jason Rausch	1993
7. .679	Jason Rausch	1991
8. .675	Brian Burton	2010
9. .673	Kevin Mailloux	2009
10. .665	Kevin Mahoney	2008

ON-BASE PERCENTAGE

(MIN. 100 ABs)

OBP	Player	Season
1. .509	Max Grant	2022
2. .496	Ian Choy	2010
3. .493	Jason Rausch	1993
4. .492	Kevin Reimer	2008
5. .490	Jimmy Luppens	2014
6. .489	Anthony Massicci	2014
7. .483	Matt Mazurek	2006
8. .483	Sean Jamieson	2010
9. .480	Brian Przybysz	1995
10. .478	Ian Choy	2009



Sophomore infielder Max Grant

ON-BASE + SLUGGING PERCENTAGE

OPS	Player	Season
1. 1.241	Steve McQuail	2010
2. 1.208	Kevin Mahoney	2009
3. 1.192	Jason Rausch	1993
4. 1.185	Kevin Vogel	1985
1.185	Todd Schell	1994
6. 1.171	Jason Kline	1997
7. 1.210	Max Grant	2022
8. 1.136	Jason Rausch	1991
9. 1.124	Brian Burton	2010
10. 1.119	Kevin Mailloux	2009

WALKS

BB	Player	Season
1. 54	Shane Zimmer	2012
2. 50	Christ Conley	2018
3. 46	Anthony Massicci	2016
4. 42	Anthony Massicci	2014
5. 40	Anthony Massicci	2015
6. 39	Kevin Mahoney	2009
7. 38	Sean Jamieson	2010
8. 37	Branson Joseph	2006
37	Jesse Puscheck	2015
37	Conner Morro	2019

STRIKEOUTS

SO	Player	Season
1. 61	Stephen Bennett	2019
2. 58	Anthony Massicci	2016
58	Jake Burlingame	2019
4. 54	Kevin Mahoney	2007
5. 52	Ryan Coppinger	2011
6. 51	Ishmael Cox	2002
51	Adam Tricarico	2016
8. 49	Ryan Stekl	2016
9. 48	Chris Gruarin	2012
48	Anthony Massicci	2015

TIMES HIT BY PITCH

HBP	Player	Season
1. 25	Jimmy Luppens	2014
2. 24	Ian Choy	2010
3. 20	Christ Conley	2017
4. 19	Jimmy Luppens	2013
5. 17	Ronnie Bernick	2012
6. 16	Adam Donato	2008
16	Connor Panas	2015
8. 15	Matt Mazurek	2006
15	Christ Conley	2018
10. 14	5 players tied	

STOLEN BASES

SB	Player	Season
1. 24	Kyle Domogala	2001
2. 22	Kyle Domogala	2000
22	Sean Jamieson	2011
4. 21	Anthony Massicci	2016
5. 20	Jeremy Ross	1998
6. 19	Herm Lewis	1980
19	Dave Mahoney	1994
19	Kevin Mahoney	2009
19	Connor Panas	2015
10. 18	Matt Mazurek	2006

TOTAL BASES

TB	Player	Season
1. 172	Steve McQuail	2010
2. 156	Kevin Mahoney	2009
156	Connor Panas	2015
4. 152	Kevin Mailloux	2009
5. 147	Brett Siddall	2015
6. 143	Brian Burton	2010
7. 138	Liam Wilson	2018
8. 129	Kevin Mailloux	2008
9. 125	Sean Jamieson	2011
10. 119	Kevin Mahoney	2008

Bold denotes this season



2022 CANISIUS BASEBALL GAME NOTES

CAREER BATTING RECORDS

GAMES PLAYED

GP	Player	Season(s)	
1.	230	Ryan Stekl	2015-18
2.	217	Connor Panas	2012-15
3.	216	Kevin Mahoney	2006-09
4.	213	Ian Choy	2007-10
	213	Branson Joseph	2006-09
6.	208	Jose Torralba	2011-14
7.	207	Jake Lumley	2014-17
8.	206	Anthony Massicci	2013-16
9.	205	Brian Burton	2008-11
10.	200	Christ Conley	2014-18

AT-BATS

ABs	Player	Season(s)	
1.	873	Ryan Stekl	2015-18
2.	786	Kevin Mahoney	2006-09
3.	782	Branson Joseph	2006-09
4.	768	Jake Lumley	2014-17
5.	736	Ian Choy	2007-10
6.	728	Jose Torralba	2011-14
7.	722	Connor Panas	2012-15
8.	693	Brian Burton	2008-11
9.	676	Anthony Massicci	2013-16
10.	649	Liam Wilson	2016-18

RUNS SCORED

Runs	Player	Season(s)	
1.	202	Kevin Mahoney	2006-09
2.	166	Branson Joseph	2006-09
3.	165	Anthony Massicci	2013-16
4.	162	Connor Panas	2012-15
5.	155	Jake Lumley	2014-17
6.	150	Ryan Stekl	2015-18
7.	148	Perry Silverman	2007-10
	148	Jose Torralba	2011-14
9.	141	Ian Choy	2007-10
	141	Brian Burton	2008-11

HITS

Hits	Player	Season(s)	
1.	259	Jake Lumley	2014-17
2.	258	Ryan Stekl	2015-18
3.	256	Ian Choy	2007-10
4.	254	Kevin Mahoney	2006-09
5.	247	Connor Panas	2012-15
6.	230	Anthony Massicci	2013-16
7.	227	Branson Joseph	2006-09
8.	220	Brian Burton	2008-11
9.	219	Liam Wilson	2016-18
10.	203	Jose Torralba	2011-14

DOUBLES

2B	Player	Season(s)	
1.	59	Liam Wilson	2016-18
2.	54	Ryan Stekl	2015-18
3.	52	Kevin Mahoney	2006-09
4.	50	Connor Panas	2012-15
5.	45	Ian Choy	2007-10
6.	42	Branson Joseph	2006-09
	42	Brett Siddall	2013-15
8.	40	Jimmy Luppens	2011-14
	40	Anthony Massicci	2013-16
10.	39	Connor Burke	2006-09

TRIPLES

3B	Player	Season(s)	
1.	13	Connor Panas	2012-15
2.	12	Jesse Kelso	2012-14
	12	Anthony Massicci	2013-16
4.	10	Gabe Baida	2003-06
	10	Jake Lumley	2014-17
	10	Stephen Bennett	2017-20
7.	9	Kevin Smith	2003-06
	9	Branson Joseph	2006-09
	9	Ryan Coppinger	2011-14
	9	Jake Burlingame	2017-21

HOME RUNS

HR	Player	Season(s)	
1.	47	Kevin Mahoney	2006-09
2.	30	Steve McQuail	2008-10
	30	Brian Burton	2008-11
4.	28	Kevin Mailloux	2007-09
5.	27	Jason Rausch	1990-93
6.	25	Branson Joseph	2006-09
7.	22	Todd Schell	1994-95
8.	20	Sean Jamieson	2010-11
9.	19	Ian Choy	2007-10
	19	Shayne Willson	2009-10

RUNS BATTED IN

RBI	Player	Season(s)	
1.	187	Kevin Mahoney	2006-09
2.	186	Ryan Stekl	2015-18
3.	174	Brian Burton	2008-11
4.	156	Branson Joseph	2006-09
5.	155	Connor Panas	2012-15
6.	142	Ian Choy	2007-10
7.	135	Brett Siddall	2013-15
8.	129	Steve McQuail	2013-15
9.	128	Jimmy Luppens	2011-14
10.	121	Liam Wilson	2016-18

BATTING AVERAGE (MIN. 200 ABs)

AVG	Player	Season(s)	
1.	.404	Max Grant	2021-22
2.	.402	Kevin Vogel	1985-87
3.	.385	Greg Dowden	1983-85
4.	.379	Kevin Mailloux	2007-09
5.	.374	Jason Rausch	1990-93
6.	.363	Kevin Reimer	2007-08
7.	.363	Jason Kline	1996-97
8.	.361	Sean Jamieson	2010-11
9.	.355	Matt Mazurek	2005-06
10.	.348	Ian Choy	2007-10

SLUGGING PERCENTAGE

(MIN. 200 ABs)		Total	Player	Season(s)
1.	.779	Greg Dowden	1983-85	
2.	.675	Jason Rausch	1990-93	
3.	.653	Kevin Mailloux	2007-09	
4.	.650	Todd Schell	1994-95	
5.	.631	Steve McQuail	2008-10	
6.	.618	Kevin Vogel	1985-87	
7.	.592	Sean Jamieson	2010-11	
8.	.590	Jason Kline	1996-97	
9.	.589	Kevin Mahoney	2006-09	
10.	.575	Max Grant	2021-22	



Connor Panas (2012-15)

ON-BASE PERCENTAGE

(MIN. 200 ABs)		Total	Player	Season(s)
1.	.513	Max Grant	2021-22	
2.	.486	John Miosi	1980-83	
3.	.478	Jason Rausch	1990-93	
4.	.475	Sean Jamieson	2010-11	
5.	.474	Kevin Reimer	2007-08	
6.	.469	Matt Mazurek	2005-06	
7.	.467	Greg Dowden	1983-85	
8.	.456	Ian Choy	2007-10	
9.	.453	Anthony Massicci	2013-16	
10.	.452	Christ Conley	2014-18	

WALKS

Total	Player	Season(s)	
1.	141	Anthony Massicci	2013-16
2.	124	Christ Conley	2014-18
3.	116	Kevin Mahoney	2006-09
	116	Shane Zimmer	2011-14
5.	109	Ryan Stekl	2015-18
6.	106	Connor Panas	2012-15
7.	105	Branson Joseph	2006-09
8.	104	Jake Lumley	2014-17
9.	102	Matt Novo	1989-92
10.	88	Brian Burton	2008-11

STRIKEOUTS

Total	Player	Season(s)	
1.	194	Jake Burlingame	2017-21
2.	173	Ryan Stekl	2015-18
3.	168	Kevin Mahoney	2006-09
4.	158	Joseph Preziuso	2016-19
5.	152	Anthony Massicci	2013-16
6.	151	Ishmael Cox	2000-03
7.	147	Branson Joseph	2006-09
8.	138	Ryan Coppinger	2011-14
9.	137	Connor Burke	2006-09
10.	131	Stephen Bennett	2017-20

Bold denotes active player

TIMES HIT BY A PITCH

Total	Player	Season(s)	
1.	53	Jimmy Luppens	2011-14
2.	50	Christ Conley	2014-18
3.	49	Ian Choy	2007-10
4.	41	Connor Panas	2012-15
	41	Liam Wilson	2016-18
6.	40	Ronnie Bernick	2011-14
7.	32	Alec Cabello	2006-09
	32	Branson Joseph	2006-09
	32	Kevin Mahoney	2006-09
10.	29	Chris Guarin	2011-13
	29	Mark McKenna	2016-19

STOLEN BASES

Total	Player	Season(s)	
1.	57	Kyle Domogala	1999-01
2.	55	Mike Krisch	2012-15
3.	54	Branson Joseph	2006-09
4.	50	Jose Torralba	2011-14
5.	45	Jeremy Ross	1995-98
6.	43	Anthony Massicci	2013-16
7.	42	Connor Panas	2012-15
	42	Jake Burlingame	2017-21
9.	40	Brian Hennessy	1994-97
	40	Jake Lumley	2014-17

TOTAL BASES

Total	Player	Season(s)	
1.	463	Kevin Mahoney	2006-09
2.	377	Connor Panas	2012-15
3.	372	Ryan Stekl	2015-18
4.	362	Branson Joseph	2006-09
5.	360	Ian Choy	2007-10
6.	351	Brian Burton	2008-11
7.	334	Jake Lumley	2014-17
8.	331	Liam Wilson	2016-18
9.	303	Anthony Massicci	2013-16
10.	284	Brett Siddall	2013-15

INTENTIONAL WALKS

Total	Player	Season(s)	
1.	8	Kevin Mahoney	2006-09
2.	7	Connor Panas	2012-15
3.	6	Ryan Stekl	2015-18
4.	5	Matt Mazurek	2005-06
	5	Jake Lumley	2014-17



2022 CANISIUS BASEBALL GAME NOTES

SINGLE-SEASON PITCHING RECORDS

EARNED RUN AVERAGE (MIN. 60 IP)

ERA	Player	Season
1. 0.98	Tyler Smith	2018
2. 1.16	Jon Fitzsimmons	2013
3. 1.78	Mike Catanzaro	1977
4. 1.97	Iannick Remillard	2016
5. 2.18	Rohn Pierce	2014
6. 2.18	Joe DeMartino	1989
7. 2.41	Garrett Cortright	2013
8. 2.42	Shane Davis	2008
9. 2.63	Alex Godzak	2014
10. 2.70	Mike Catanzaro	1978
2.70	Brandon Bielecki	2014

WINS

Total	Player	Season
1. 12	Shane Davis	2008
2. 11	Garrett Cortright	2013
11	Rohn Pierce	2014
4. 10	Alex Godzak	2014
5. 9	Shane Davis	2009
9	Shane Davis	2010
9	J.P. Stevenson	2017
9	J.P. Stevenson	2018
9. 8	Mike Bos	1994
8	Alex Godzak	2013

WIN-LOSS PERCENTAGE

(MIN. 10 DEC.)

W-L%	Player	Season
1. .923	Shane Davis (12-1)	2008
2. .846	Rohn Pierce (11-2)	2014
3. .833	J.P. Stevenson (10-2)	2018
4. .818	Shane Davis (9-2)	2009
5. .750	Shane Davis (9-3)	2010
.750	Alex Godzak (9-3)	2014
7. .733	Garrett Cortright (11-4)	2013
8. .727	Alex Godzak (8-3)	2013
9. .700	Ryan McGorman (7-3)	2008
.700	Adam Wertman (7-3)	1995

LOSSES

L	Player	Season
1. 12	Jeremy Dracup	2003
2. 10	Tyler Hosick	2000
10	Jeremy Dracup	2002
4. 9	Ryan Topping	2003
9	Alex MacKenzie	2007
6. 8	Jordan Neufeld	2003
8	Jordan Neufeld	2005
8	John Axford	2006
9. 7	10 players tied	

SHUTOUTS

SO	Player	Season
1. 2	Paul Feltman	1992
2	Alex MacKenzie	2007
3. 1	18 players tied	

GAMES STARTED

GS	Player	Season
1. 16	Garrett Cortright	2013
16	Devon Stewart	2015
16	J.P. Stevenson	2018
4. 15	9 players tied	

APPEARANCES

App.	Player	Season
1. 25	Jon Fitzsimmons	2012
25	Tyler Smith	2018
3. 24	Nathan Linseman	2012
24	Iannick Remillard	2016
5. 23	Will Frank	2018
6. 22	Ryan McGorman	2008
22	Josh Marshall	2010
22	Brandon Bielecki	2015
22	Zachary Sloan	2015
22	Eric Stolzenburg	2015
22	Michael Ginther	2016
22	Tyler Smith	2016
22	Tyler Smith	2017

COMPLETE GAMES

CG	Player	Season
1. 10	Shane Davis	2008
2. 6	Doug Carlson	1982
6	John Davidson	1991
6	Joe Mamott	1994
6	Brendan Dunford	1999
6. 5	10 players tied	

SAVES

SV	Player	Season
1. 17	Iannick Remillard	2016
2. 11	Jon Fitzsimmons	2012
11	Tyler Smith	2017
4. 10	Jon Fitzsimmons	2013
10	Iannick Remillard	2015
10	Tyler Smith	2018
7. 8	Will Frank	2019
8. 7	Ryan McGorman	2008
7	Shayne Willson	2010
10. 5	Derek Zgoda	1994
5	Brandon Bielecki	2014

INNINGS PITCHED

IP	Player	Season
1. 115 $\frac{1}{2}$	Garrett Cortright	2010
2. 111 $\frac{1}{3}$	Rohn Pierce	2014
3. 99	J.P. Stevenson	2018
4. 98 $\frac{1}{3}$	Shane Davis	2010
98 $\frac{1}{3}$	Devon Stewart	2015
6. 97 $\frac{2}{3}$	Shane Davis	2011
97 $\frac{2}{3}$	Garrett Cortright	2012
8. 96 $\frac{1}{3}$	Billy Martin	2012
9. 95 $\frac{1}{2}$	Alex MacKenzie	2008
10. 94 $\frac{2}{3}$	Devon Stewart	2012

STRIKEOUTS

SO	Player	Season
1. 99	Mark West	2000
2. 93	J.P. Stevenson	2018
3. 85	Joe Mamott	1994
4. 76	Garrett Cortright	2012
76	Garrett Cortright	2013
6. 75	John Axford	2006
75	Devon Stewart	2015
8. 74	Matt Duffy	2022
9. 71	Andrew Sipowicz	2019
10. 70	Shane Davis	2010



Sophomore Matt Duffy

STRIKEOUTS PER NINE INNINGS

(MIN. 30 IP)

SO/9	Player	Season
1. 12.14	Tyler Smith	2015
2. 12.03	Ryan Boyer	2021
3. 11.95	Joe Mamott	1994
4. 11.89	Tyler Smith	2016
5. 11.70	Matt Duffy	2022
6. 11.03	Jon Fitzsimmons	2013
7. 10.55	Tyler Smith	2018
8. 10.54	Iannick Remillard	2015
9. 10.37	Will Frank	2018
10. 10.16	Mark West	2000

FEWEST WALKS PER NINE INNINGS

(MIN. 30 IP)

BB/9	Player	Season
1. 0.84	Tim Seil	2011
2. 1.29	Rohn Pierce	2014
3. 1.47	Ryan Boyer	2021
4. 1.54	Andrew Sipowicz	2019
5. 1.59	Kyle Warner	2021
6. 1.75	Shane Davis	2011
7. 1.84	Aaron Casper	2016
8. 1.91	J.P. Stevenson	2018
Matt Duffy	2022	
10. 1.98	Alex MacKenzie	2008

Bold denotes active player

HITS ALLOWED

Hits	Player	Season
1. 129	Jeremy Dracup	2003
2. 124	Shane Davis	2010
3. 115	Shane Davis	2009
4. 112	Billy Martin	2012
5. 110	Ryan Topping	2003
6. 107	Alex MacKenzie	2009
7. 105	Mike Goemans	2007
8. 104	Mike Goemans	2009
9. 102	Mike Goemans	2010
10. 101	Alex Nimigon	2000

WALKS ALLOWED

BB	Player	Season
1. 75	John Axford	2006
2. 73	John Davidson	1991
3. 66	Joe Mamott	1994
4. 51	Chris Cox	2010
5. 44	Jordan Neufeld	2003
44	Ryan Topping	2003
7. 43	Tyler Hosick	2000
8. 42	Jordan Neufeld	2004
42	Jordan Neufeld	2005
42	Ryan McGorman	2006
42	Alex Godzak	2014

HOME RUNS ALLOWED

HR	Player	Season
1. 18	Shane Davis	2009
2. 14	Alex MacKenzie	2009
14	J.P. Stevenson	2017
4. 10	Jeremy Dracup	2001
5. 9	David Hatch	1997
9	Tyler Hosick	2000
9	Alex Nimigon	2000
9	Billy Martin	2010
9. 8	11 players tied	



2022 CANISIUS BASEBALL GAME NOTES

CAREER PITCHING RECORDS

EARNED RUN AVERAGE (MIN. 60 IP)

ERA	Player	Season(s)
1. 1.88	Jon Fitzsimmons	2011-13
2. 2.50	Tyler Smith	2015-18
3. 2.83	Tim Krawczyk	1983-86
4. 3.11	Michael Ginther	2014-18
5. 3.23	Matt Duffy	2021-22
6. 3.38	Steve Biancofiore	1983, 85-87
7. 3.40	Garrett Cortright	2011-13
8. 3.56	Mike Catanzaro	1977-80
9. 3.58	Tom Chester	1961-62
10. 3.60	Alex Godzak	2013-16

WINS

W	Player	Season(s)
1. 35	Shane Davis	2008-11
2. 27	J.P. Stevenson	2015-18
3. 24	Devon Stewart	2012-15
4. 23	Alex Godzak	2013-16
5. 22	Mike Goemans	2007-10
6. 21	Garrett Cortright	2011-13
7. 18	Andrew Sipowicz	2016-19
8. 16	Tim Krawczyk	1983-86
	Rohn Pierce	2012-14
10. 15	Adam Wertman	1993-97
	Alex MacKenzie	2006-09

LOSSES

L	Player	Season(s)
1. 28	Jeremy Dracup	2001-03
2. 22	Jordan Neufeld	2003-06
	Devon Stewart	2012-15
4. 19	Tyler Hosick	2000-03
5. 17	Scott Karstedt	1995-99
	Mark West	1998-00
	Chris Cole	1999-02
	Mike Goemans	2007-10
	J.P. Stevenson	2015-18
10. 16	John Davidson	1988-91

SHUTOUTS

SO	Player	Season(s)
1. 3	Shane Davis	2008-11
	J.P. Stevenson	2015-18
3. 2	Paul Feltman	1991-93
	Bruce Axelson	1992-95
	Tyler Smith	1995-97
	Stephen Gleason	1996-99
	Mark West	1998-00
	Alex MacKenzie	2006-09
	Devon Stewart	2012-15
10. 1	13 players tied	

GAMES STARTED

GS	Player	Season(s)
1. 60	Devon Stewart	2012-15
2. 56	Shane Davis	2008-11
3. 55	Mike Goemans	2007-10
	J.P. Stevenson	2015-18
5. 48	Alex Godzak	2013-16
6. 41	Garrett Cortright	2011-13
7. 40	Alex MacKenzie	2006-09
	Andrew Sipowicz	2016-19
9. 36	Billy Martin	2010-13
10. 35	Rohn Pierce	2012-14

APPEARANCES

App.	Player	Season(s)
1. 89	Tyler Smith	2015-18
2. 81	Eric Stolzenburg	2012-15
3. 74	Iannick Remillard	2013-16
4. 72	Will Frank	2017-21
5. 68	Ryan McGorman	2006-09
	Josh Marshall	2008-11
	Andrew Sipowicz	2016-19
8. 66	Matt Weber	2006-09
9. 65	Aaron Boag	2006-09
10. 62	Marc Muoio	1996-99

COMPLETE GAMES

CG	Player	Season(s)
1. 21	Shane Davis	2008-11
2. 13	John Davidson	1988-91
3. 12	Dave Surowiec	1986-89
	Alex MacKenzie	2006-09
5. 11	Joe DeMartino	1988-90
	Tyler Smith	1995-97
	Devon Stewart	2012-15
8. 10	Steve Biancofiore	1983, 85-87
9. 9	Paul Feltman	1991-93
10. 8	6 players tied	

SAVES

SV	Player	Season(s)
1. 29	Iannick Remillard	2013-16
2. 22	Jon Fitzsimmons	2011-13
	Tyler Smith	2015-18
4. 12	Will Frank	2017-21
5. 11	Ryan McGorman	2006-09
	Shayne Willson	2009-10
7. 9	Derek Zgoda	1992-95
8. 6	Alex Winiewicz	2005-06
	Brandon Bielecki	2014-15
10. 5	Joe Mamott	1993-94

INNINGS PITCHED

IP	Player	Season(s)
1. 364 $\frac{1}{3}$	Shane Davis	2008-11
2. 363	Devon Stewart	2012-15
3. 343 $\frac{1}{3}$	Mike Goemans	2007-10
4. 302 $\frac{1}{3}$	J.P. Stevenson	2015-18
5. 284 $\frac{1}{3}$	Alex MacKenzie	2006-09
6. 275 $\frac{1}{3}$	Garrett Cortright	2011-13
7. 265 $\frac{1}{3}$	Andrew Sipowicz	2016-19
8. 257 $\frac{1}{3}$	Alex Godzak	2013-16
9. 241 $\frac{1}{3}$	Billy Martin	2010-13
10. 239 $\frac{1}{3}$	Rohn Pierce	2012-14

STRIKEOUTS

SO	Player	Season(s)
1. 267	J.P. Stevenson	2015-18
2. 231	Shane Davis	2008-11
3. 225	Devon Stewart	2012-15
4. 208	Andrew Sipowicz	2016-19
5. 194	Mark West	1998-00
	Tyler Smith	2015-18
7. 188	Alex MacKenzie	2006-09
8. 187	Alex Godzak	2013-16
9. 181	Garrett Cortright	2011-13
10. 164	Mike Goemans	2007-10



Shane Davis (2008-11)

STRIKEOUTS PER NINE INNINGS

(MIN. 60 IP)	SO/9	Player	Season(s)
1. 11.85	Tyler Smith	2015-18	
2. 11.42	Jon Fitzsimmons	2011-13	
3. 11.19	Matt Duffy	2021-22	
4. 10.57	Joe Mamott	1993-94	
5. 9.64	John Axford	2006	
6. 9.51	Mark West	1998-00	
7. 9.36	Will Frank	2017-21	
8. 8.55	Chris Cox	2007-11	
9. 8.46	Iannick Remillard	2013-16	
10. 8.40	Steve Biancofiore	1983, 85-87	

FEWEST WALKS PER NINE INNINGS

(MIN. 60 IP)	BB/9	Player	Season(s)
1. 1.83	Matt Duffy	2021-22	
2. 1.90	Doug Carlson	1980, 82-83	
3. 1.95	Rohn Pierce	2012-14	
4. 2.17	J.P. Stevenson	2015-18	
5. 2.22	Shane Davis	2008-11	
6. 2.44	Andrew Sipowicz	2016-19	
7. 2.46	Kyle Warner	2017-21	
8. 2.50	Iannick Remillard	2013-16	
9. 2.63	Aaron Casper	2012-16	
10. 2.63	Devon Stewart	2012-15	

Bold denotes active player

HITS ALLOWED

Hits	Player	Season(s)
1. 419	Shane Davis	2008-11
2. 403	Mike Goemans	2007-10
3. 369	Devon Stewart	2012-15
4. 348	Alex MacKenzie	2006-09
5. 290	Jeremy Dracup	2001-03
6. 284	Billy Martin	2010-13
7. 281	J.P. Stevenson	2015-18
8. 278	Andrew Sipowicz	2016-19
9. 250	Garrett Cortright	2011-13
10. 237	Matt Weber	2006-09

WALKS ISSUED

BB	Player	Season(s)
1. 159	John Davidson	1988-91
2. 135	Jordan Neufeld	2003-06
3. 131	Matt Weber	2006-09
4. 126	Alex Godzak	2013-16
5. 118	Bruce Axelson	1992-95
6. 109	Tyler Hosick	2000-03
7. 107	Joe Mamott	1993-94
8. 107	Mike Goemans	2007-10
9. 106	Devon Stewart	2012-15
10. 99	Peter Gibbons	1992-95

HOME RUNS ALLOWED

HR	Player	Season(s)
1. 38	Shane Davis	2008-11
2. 33	Alex MacKenzie	2006-09
3. 26	J.P. Stevenson	2015-18
4. 24	Billy Martin	2010-13
5. 23	Jeremy Dracup	2001-03
6. 21	Mike Goemans	2007-10
7. 20	Mike Robertson	1987-90
8. 19	Andrew Sipowicz	2016-19
9. 16	Scott Karstedt	1995-99
	Tim Smith	1999-02



2022 CANISIUS BASEBALL GAME NOTES

BATTER INFORMATION

#1 TRENT RUMLEY ▶ INF ▶ R/R

5'7" • 170 • FR • COWLESVILLE, N.Y. • ST. MARY'S

- ▶ Four-year letterwinner in baseball at St. Mary's ... finished career with .409 batting average
- ▶ Earned All-Catholic First Team honors in 2019, while aiding Lancers to first Georgetown Cup (Buffalo Catholic baseball title) in 39 years

RUMLEY'S CAREER STATISTICS

YEAR	AVG	GP-GS	AB	R	H	2B	3B	HR	RBI	SB-ATT
2022	HAS NOT APPEARED IN A GAME									
TOTAL	.000	0-0	0	0	0	0	0	0	0	0-0

#2 GIBSON KRZEMINSKI ▶ INF/OF ▶ S/R

5'11" • 205 • GR • TECUMSEH, ONTARIO • IOWA WESTERN CC

at Niagara (Wed.): 1x1 as pinch-hitter Hit Streak: 1 (1x1)
Last HR: 4/15/22 vs. Marist (2 games)

- ▶ Recorded base hit as pinch-hitter on Wed. at Niagara
- ▶ 2x2, HR, 3 RBI vs. Marist last Fri. (April 15) after entering as def. replacement ... also matched career high for runs (3)

KRZEMINSKI'S CAREER STATISTICS

YEAR	AVG	GP-GS	AB	R	H	2B	3B	HR	RBI	SB-ATT
2020	.275	15-14	51	9	14	5	0	1	11	3-4
2021	.216	24-21	74	14	16	4	2	1	11	0-0
2022	.284	25-17	74	14	21	3	1	4	14	1-1
TOTAL	.256	64-52	199	37	51	12	3	6	36	4-5

CAREER HIGHS

At-Bats 7, at Marshall (3/1/20) 5, (6x), Last: at Quinnipiac (4/3)
Runs 3, (2x), Last: vs. Marist (4/15/22) 3, (2x), Last: vs. Marist (4/15)
Hits 3, at Quinnipiac (4/2/22) 3, at Quinnipiac (4/2)
Doubles 1, (12x), Last: at N.C. A&T (3/19/22) 1, (3x), Last: at NC A&T (3/19)
Triples 1, (3x), Last: at N.C. A&T (3/18/22) 1, at N.C. A&T (3/18)
HR 1, (6x), Last: vs. Marist (4/15/22) 1, (4x), Last: vs. Marist (4/15)
RBI 3, (2x), Last: at Quinnipiac (4/2/22) 3, at Quinnipiac (4/2)

#3 JACK MIGLIORE ▶ OF ▶ R/R

6'0" • 190 • R-SO • HAMBURG, N.Y. • HAMBURG

at Niagara (Wed.): DNP Hit Streak: -3 (0x3)
Last HR: —

- ▶ Looking for first collegiate hit ... strikeout in last three ABs
- ▶ Drew pair of walks vs. Saint Peter's (5/12/21) ... scored a run

MIGLIORE'S CAREER STATISTICS

YEAR	AVG	GP-GS	AB	R	H	2B	3B	HR	RBI	SB-ATT
2020	DID NOT APPEAR IN A GAME									
2021	.000	2-0	1	1	0	0	0	0	0	0-0
2022	.000	2-0	2	0	0	0	0	0	0	0-0
TOTAL	.000	4-0	3	1	0	0	0	0	0	0-0

CAREER HIGHS

At-Bats 1, (3x), Last: at St. Bonaventure (4/12/22) 1, (2x), at SBU (4/12)
Runs 1, vs. Saint Peter's (5/12/21) —

#4 MIKE DESTEFANO ▶ OF/INF ▶ L/R

6'0" • 170 • JR • LIVERPOOL, N.Y. • LIVERPOOL

at Niagara (Wed.): 1x5, RBI Hit Streak: 2 (4x9)
Last HR: 4/9/22 vs. Iona (6 games)

- ▶ Drove in team's lone run in Wed. loss at Niagara
- ▶ Had reached base safely in 30 consecutive games ... team's longest since 57-game streak by LIAM WILSON in 2017-18
- ▶ 10 multi-hit performances in last 14 games ... 458 (27x59) in span with 4 2B, 2 3B, 3 HR and 21 RBI ... 7 SB in stretch
- ▶ 18 runs in last 12 games ... tied program record for runs (5) last Thursday vs. Marist

DESTEFANO'S CAREER STATISTICS

YEAR	AVG	GP-GS	AB	R	H	2B	3B	HR	RBI	SB-ATT
2020	.292	10-7	24	3	7	2	0	1	5	1-1
2021	.285	19-16	60	7	17	1	1	0	11	6-6
2022	.360	33-33	136	37	49	5	2	6	32	14-15
TOTAL	.332	62-56	220	47	73	8	3	7	48	21-22

CAREER HIGHS

At-Bats 7, at Quinnipiac (4/2/22) 7, at Quinnipiac (4/2)
Runs 5, vs. Marist (4/14/22) 5, vs. Marist (4/14)
Hits 4, vs. Marist (4/14/22) 4, vs. Marist (4/14)
Doubles 1, (8x), Last: vs. Marist (4/14/22) 1, (5x), Last: vs. Marist (4/14)
Triples 1, (3x), Last: vs. Marist (4/16/22) 1, (2x), Last: vs. Marist (4/16)
HR 1, (7x), Last: vs. Iona (4/9/22) 1, (6x), Last: vs. Iona (4/9)
RBI 4, (2x), Last: vs. Iona (4/8/22) 4, (2x), Last: vs. Iona (4/8)

#5 JT ENNEN ▶ C ▶ R/R

5'11" • 192 • R-FR • MCKINNEY, TEXAS • JESUIT COLLEGE PREP DALLAS

- ▶ Earned two varsity letters at Jesuit College Prep Dallas ... batted .300 and caught 61.1 percent of opponents stealing
- ▶ Named to 2020 All-District 9-6A First Team and Baseball Factory All-Southwest Team

ENNEN'S CAREER STATISTICS

YEAR	AVG	GP-GS	AB	R	H	2B	3B	HR	RBI	SB-ATT
2021	DID NOT APPEAR IN A GAME									
2022	HAS NOT APPEARED IN A GAME									
TOTAL	.000	0-0	0	0	0	0	0	0	0	0-0

#6 KYLE KUSH ▶ INF ▶ L/R

5'9" • 165 • SR • GUELPH, ONTARIO • GUELPH COLLEGIATE VOCATIONAL

at Niagara (Wed.): 1x4 Hit Streak: 1 (1x4)
Last HR: 5/12/21 vs. Saint Peter's (43 games)

- ▶ Hitting at a .364 clip (8x22) over last six games ... has a double, triple and 7 RBI in span
- ▶ 13 runs in last 11 games ... five multi-run games in stretch

KUSH'S CAREER STATISTICS

YEAR	AVG	GP-GS	AB	R	H	2B	3B	HR	RBI	SB-ATT
2019	.171	15-12	35	5	6	0	0	0	2	1-3
2020	.154	12-11	39	5	6	0	0	0	1	0-0
2021	.257	29-25	74	12	19	4	0	1	12	0-0
2022	.270	32-32	115	21	31	5	1	0	14	1-1
TOTAL	.236	88-80	263	43	62	9	1	1	29	2-4

CAREER HIGHS

At-Bats 7, at Marshall (3/1/20) 6, (3x), Last: vs. Marist (4/15)
Runs 3, vs. Pitt (2/20/22) 3, vs. Pitt (2/20)
Hits 3, (4x), Last: vs. Marist (4/14/22) 3, (3x), Last: vs. Marist (4/14)
Doubles 1, (9x), Last: vs. Marist (4/14/22) 1, (5x), Last: vs. Marist (4/14)
Triples 1, vs. Iona (4/10/22) 1, vs. Iona (4/10)
HR 1, vs. Saint Peter's (5/12/21) —
RBI 3, vs. Marist (4/14/22) 3, vs. Marist (4/14)

#7 MIKE STEFFAN ▶ 1B/OF ▶ S/R

6'2" • 200 • GR • WILLIAMSVILLE, N.Y. • WILLIAMSVILLE EAST

at Niagara (Wed.): 1x5 Hit Streak: 3 (6x16)
Last HR: 4/10/22 vs. Iona (5 games)

- ▶ ACCOLADES: MAAC Player of the Week (Feb. 22)
- ▶ Made 100th career start at Niagara on Wed.
- ▶ One hit shy of 100th career base knock ... hits in 10 of last 11 ... batting .422 BA (19x45) in span
- ▶ Scored 14 runs in last 11 games ... 4 multi-run games in last 7
- ▶ Drawn 11 free passes (7 BB, 4 HBP) in last nine
- ▶ Three 5-RBI games this season ... most by a Canisius player since CONNOR PANAS in 2015

STEFFAN'S CAREER STATISTICS

YEAR	AVG	GP-GS	AB	R	H	2B	3B	HR	RBI	SB-ATT
2019	.217	44-40	152	18	33	6	2	0	20	4-6
2020	.278	12-10	36	3	10	2	2	0	3	0-0
2021	.209	26-21	86	12	18	5	1	3	21	2-2
2022	.333	29-29	114	25	38	6	1	6	36	3-4
TOTAL	.255	111-100	388	58	99	19	6	9	80	9-12

CAREER HIGHS

At-Bats 7, at Iona (3/27/21) 6, (3x), Last: vs. Marist (4/15)
Runs 3, (2x), Last: vs. Saint Peter's (5/12/21) 2, (7x), Last: vs. Marist (4/15)
Hits 4, vs. Pitt (2/20/22) 4, vs. Pitt (2/20)
Doubles 1, (19x), Last: vs. Cornell (4/5/22) 1, (6x), Last: vs. Marist (4/15)
Triples 1, (5x), Last: vs. Saint Peter's (5/12/21) —
HR 2, vs. Pitt (2/18/22) 2, vs. Pitt (2/18)
RBI 5, (4x), Last: vs. Iona (4/9/22) 5, (3x), Last: vs. Iona (4/9)

#8 MAX GRANT ▶ INF ▶ L/R

6'0" • 188 • SO • FREDERICTON, N.B. • VAUXHALL ACADEMY

at Niagara (Wed.): 0x5, 3 SO Hit Streak: -1 (0x5)
Last HR: 4/15/22 vs. Marist (2 games)

- ▶ ACCOLADES: Two-time MAAC Player of the Week (March 1 ... April 19)
- ▶ Ranked as 26th-best second baseman by D1Baseball.com
- ▶ 28 multi-hit games in 61 career apps (45.9 percent of GP)
- ▶ 7-game hit streak snapped on Wed. at Niagara ... first career 3 SO game (only had 5 games with 2 SO prior)
- ▶ .500 (19x38) AVG in last eight games ... 5 2B, 1 3B, 2 HR, 16 RBI
- ▶ 7 doubles in last 10 games
- ▶ 14 walks in last 13 games ... 3 multi-BB games in span
- ▶ 16 runs scored in last 10 games ... 4 multi-run games

GRANT'S CAREER STATISTICS

YEAR	AVG	GP-GS	AB	R	H	2B	3B	HR	RBI	SB-ATT
2021	.386	28-26	83	26	32	1	2	0	17	3-4
2022	.415	33-33	135	36	56	8	2	7	33	6-7
TOTAL	.404	61-59	218	62	88	9	4	7	50	9-11

CAREER HIGHS

At-Bats 7, at N.C. A&T (3/18/22) 7, at N.C. A&T (3/18)
Runs 4, at Morehead State (2/25/22) 4, at Morehead State (2/25)
Hits 4, (4x), Last: vs. Marist (4/15/22) 4, (4x), Last: vs. Marist (4/15)
Doubles 2, at Quinnipiac (4/3/22) 2, at Quinnipiac (4/3)
Triples 1, (4x), Last: vs. Iona (4/8/22) 1, (2x), Last: vs. Iona (4/8)
HR 1, (7x), Last: vs. Marist (4/15/22) 1, (7x), Last: vs. Marist (4/15)
RBI 5, vs. Marist (4/15/22) 5, vs. Marist (4/15)

#9 COLE SEBASTIAN ▶ OF ▶ R/R

6'0" • 170 • FR • ELDRED, PA. • OTTO-ELDRED

at Niagara (Wed.): DNP Hit Streak: -4 (0x4)
Last HR: —

- ▶ Lone hit came in first start at Charleston Southern (March 13)

SEBASTIAN'S CAREER STATISTICS

YEAR	AVG	GP-GS	AB	R	H	2B	3B	HR	RBI	SB-ATT
2022	.111	9-1	9	2	1	0	0	0	0	0-0
TOTAL	.111	9-1	9	2	1	0	0	0	0	0-0

SEASON / CAREER HIGHS

At-Bats — 4, at Charleston Southern (3/12)
Runs — 1, (2x), Last: vs. Iona (4/8)
Hits — 1, at Charleston Southern (3/12)
Doubles — —
Triples — —
HR — —
RBI — —

#10 MIKE MAZZARA ▶ C ▶ R/R

5'11" • 195 • GR • BUFFALO, N.Y. • CANISIUS

at Niagara (Wed.): DNP Hit Streak: -3 (0x6)
Last HR: 4/9/22 vs. Iona (3 games)

- ▶ Hitless in six at-bats vs. Marist last weekend

MAZZARA'S CAREER STATISTICS

YEAR	AVG	GP-GS	AB	R	H	2B	3B	HR	RBI	SB-ATT
2019	.167	6-1	6	1	1	0	0	0	0	0-0
2020	.292	9-8	24	8	7	0	0	0	2	1-1
2021	.241	26-24	79	16	19	5	1	1	14	0-0
2022	.173	24-22	75	12	13	3	1	1	5	0-0
TOTAL	.217	65-55	178	36	40	8	2	2	21	1-1

CAREER HIGHS

At-Bats 6, at Manhattan (3/26/22) 6, at Manhattan (3/26)
Runs 4, vs. Pitt (2/20/22) 4, vs. Pitt (2/20)
Hits 4, vs. Marist (5/21/21) 2, (3x), Last: at Quinnipiac (4/2)
Doubles 1, (8x), Last: at Quinnipiac (4/2/22) 1, (5x), Last: at QU (4/2)
Triples 1, (2x), Last: at N.C. A&T (3/20/22) 1, at N.C. A&T (3/20)
HR 1, (2x), Last: vs. Iona (4/9/22) 1, vs. Iona (4/9)
RBI 5, vs. Marist (5/21/21) 1, (5x), Last: vs. Iona (4/9)



2022 CANISIUS BASEBALL GAME NOTES

BATTER INFORMATION

#11 JACKSON STRONG ▶ OF ▶ L/L

6'1" • 185 • FR • WEST SENECA, N.Y. • WEST SENECA EAST
at Niagara (Wed.): DNP Hit Streak: 1 (1x2)
Last HR: —

- ▶ Hit first collegiate extra-base hit vs. Marist (April 15)
- ▶ Five runs and drawn four walks last two games
- ▶ First collegiate hit at No. 20 Liberty (March 6)

STRONG'S CAREER STATISTICS

Year	AVG	GP-GS	AB	R	H	2B	3B	HR	RBI	SB-ATT
2022	.118	12-3	17	7	2	1	0	0	1	1-1
TOTAL	.118	12-3	17	7	2	1	0	0	1	1-1

SEASON / CAREER HIGHS

At-Bats	4, (2x), Last: vs. Cornell (4/5)
Runs	3, vs. Iona (4/9)
Hits	1, (2x), Last: vs. Marist (4/15)
Doubles	1, vs. Marist (4/15)
Triples	—
HR	—
RBI	1, at Charleston Southern (3/12)

#12 KENNY DODSON ▶ INF/OF ▶ R/R

5'10" • 155 • JR • AIRMONT, N.Y. • SUFFERN
at Niagara (Wed.): DNP Hit Streak: 1 (1x2)
Last HR: —

- ▶ 4 RBI in last four appearances
- ▶ Logged pinch-hit 2-run double vs. Iona (April 9)

DODSON'S CAREER STATISTICS

Year	AVG	GP-GS	AB	R	H	2B	3B	HR	RBI	SB-ATT
2020	.500	5-0	4	0	2	0	0	0	3	0-0
2021	.344	18-7	32	8	11	4	0	0	4	3-3
2022	.250	16-8	32	4	8	2	0	0	6	1-1
TOTAL	.309	39-15	68	12	21	6	0	0	13	4-4

CAREER HIGHS SEASON HIGHS

At-Bats	6, at Monmouth (5/15/21)	5, at Manhattan (3/26)
Runs	2, at Manhattan (3/26/22)	2, at Manhattan (3/26)
Hits	2, (3x), Last: at Manhattan (3/26/22)	2, (3x), Last: at MAN (3/26)
Doubles	1, (6x), Last: vs. Iona (4/9/22)	1, (2x), Last: vs. Iona (4/9)
Triples	—	—
HR	—	—
RBI	3, vs. UMass Lowell (2/15/20)	2, vs. Iona (4/9)

#13 JAKE ZURAT ▶ C ▶ R/R

5'10" • 196 • GR • EAST AMHERST, N.Y. • WILLIAMSVILLE NORTH
at Niagara (Wed.): 1x3, BB Hit Streak: 3 (3x8)
Last HR: 3/1/20 at Marshall (26 games)

- ▶ .375 (3x8) AVG during three-game hit streak ... scored five runs and has drawn 7 free passes (4 BB, 3 HBP) in span
- ▶ Five runs and six free passes vs. Marist last week (3 BB, 3 HBP)

ZURAT'S CAREER STATISTICS

Year	AVG	GP-GS	AB	R	H	2B	3B	HR	RBI	SB-ATT
2018	.250	5-0	4	0	1	0	0	0	0	0-0
2019	.143	4-3	7	2	1	1	0	0	0	0-0
2020	.500	2-1	6	1	3	1	0	1	3	1-1
2021	.211	10-5	19	3	4	1	0	0	2	0-1
2022	.194	17-9	36	10	7	1	0	0	2	0-1
TOTAL	.222	38-18	72	16	16	4	0	1	7	1-3

CAREER HIGHS SEASON HIGHS

At-Bats	5, (3x), Last: at Quinnipiac (4/3/22)	5, (2x), at Quinnipiac (4/3)
Runs	3, vs. Marist (4/14/22)	3, vs. Marist (4/14)
Hits	3, (2x), Last: at Quinnipiac (4/2/22)	3, at Quinnipiac (4/2)
Doubles	1, (4x), Last: at Quinnipiac (4/2/22)	1, at Quinnipiac (4/2)
Triples	—	—
HR	1, at Marshall (3/1/20)	—
RBI	3, at Marshall (3/1/20)	1, (2x), Last: vs. Marist (4/14)

#15 BRENNAN CHISHOLM ▶ INF/OF ▶ R/R

5'9" • 165 • JR • N. CHATHAM, MASS. • NORTHERN ESSEX CC
at Niagara (Wed.): DNP Hit Streak: 1 (1x2)
Last HR: 4/8/22 vs. Iona (5 games)

- ▶ Recorded first career multi-RBI game at St. Bonaventure (April 12) ... logged two-run single
- ▶ .400 (10x25) in last 10 games with an at-bat ... XBH in three

CHISHOLM'S CAREER STATISTICS

Year	AVG	GP-GS	AB	R	H	2B	3B	HR	RBI	SB-ATT
2021	.214	13-1	14	4	3	0	0	0	3	3-3
2022	.357	14-4	28	6	10	2	0	1	4	3-4
TOTAL	.310	27-5	42	10	13	2	0	1	7	6-7

CAREER HIGHS SEASON HIGHS

At-Bats	5, vs. Iona (4/8/22)	5, vs. Iona (4/8)
Runs	2, (2x), Last: vs. Iona (4/9/22)	2, (2x), Last: vs. Iona (4/9)
Hits	2, (3x), Last: vs. Iona (4/9/22)	2, (3x), Last: vs. Iona (4/9)
Doubles	1, (2x), Last: vs. Cornell (4/5/22)	1, (2x), Last: vs. Cornell (4/5)
Triples	—	—
HR	1, vs. Iona (4/8/22)	1, vs. Iona (4/8)
RBI	2, vs. St. Bonaventure (4/12/22)	2, vs. St. Bonaventure (4/12)

#17 VINNY CHIARENZA ▶ 1B/OF ▶ R/R

6'2" • 210 • GR • GRAND ISLAND, N.Y. • NIAGARA COUNTY CC
at Niagara (Wed.): DNP Hit Streak: 7 (9x21)
Last HR: 4/16/22 vs. Marist

- ▶ Batting .429 (9x21) during seven-game hit streak ... 2 2B, 2 HR, 11 RBI
- ▶ 15 RBI in last 10 ... 11 in last seven ... RBI in six of last seven
- ▶ Six XBH in last 10 games (3 2B, 1 3B, 2 HR)

CHIARENZA'S CAREER STATISTICS

Year	AVG	GP-GS	AB	R	H	2B	3B	HR	RBI	SB-ATT
2020	.174	13-5	23	2	4	0	0	0	4	1-1
2021	.330	35-35	112	31	37	5	1	9	33	3-5
2022	.274	29-27	106	17	29	6	1	3	24	2-2
TOTAL	.290	77-67	241	50	70	11	2	12	61	6-8

CAREER HIGHS SEASON HIGHS

At-Bats	7, at N.C. A&T (3/18/22)	7, at N.C. A&T (3/18)
Runs	4, at Charleston Southern (3/12/22)	4, at CSU (3/12)
Hits	3, (3x), Last: vs. Iona (4/8/22)	3, (2x), Last: vs. Iona (4/8)
Doubles	1, (11x), Last: vs. Iona (4/8/22)	1, (6x), Last: vs. Iona (4/8)
Triples	1, (2x), Last: at Manhattan (3/26/22)	1, at Manhattan (3/26)
HR	2, at Monmouth (5/15/21)	1, (3x), Last: vs. Marist (4/16)
RBI	6, at Monmouth (5/15/21)	4, at Manhattan (3/26)

#18 CARLIN DICK ▶ OF ▶ L/L

5'8" • 215 • SO • ABBOTSFORD, B.C. • VAUXHALL ACADEMY
at Niagara (Wed.): 1x4, BB Hit Streak: 2 (2x7)
Last HR: 5/20/21 vs. Marist (34 games)

- ▶ Five of last eight hits have been an XBH (5 2B) ... batting .182 (8x44) in span

DICK'S CAREER STATISTICS

Year	AVG	GP-GS	AB	R	H	2B	3B	HR	RBI	SB-ATT
2021	.348	23-17	69	22	24	8	1	2	12	2-2
2022	.183	29-25	93	14	17	7	0	0	9	1-1
TOTAL	.253	52-42	162	36	41	15	1	2	21	3-3

CAREER HIGHS SEASON HIGHS

At-Bats	6, at Morehead State (2/25/22)	6, at Morehead State (2/25)
Runs	5, vs. Saint Peter's (5/12/21)	2, (4x), Last: vs. Marist (4/16)
Hits	3, (3x), Last: at Morehead St. (2/25/22)	3, at Morehead St. (2/25)
Doubles	2, vs. Niagara (4/7/21)	1, (7x), Last: vs. Marist (4/16)
Triples	1, vs. Saint Peter's (5/12/21)	—
HR	1, (2x), Last: vs. Marist (5/20/21)	—
RBI	2, (4x), Last: at Quinnipiac (4/2/22)	2, (2x), Last: at QU (4/2)

#22 TREVOR HENNEMAN ▶ C/1B ▶ R/R

6'0" • 208 • SR • PAINTED POST, N.Y. • CORNING-PAINTED POST
at Niagara (Wed.): 0x2, R, 2 BB Hit Streak: -1 (0x2)
Last HR: 4/15/22 vs. Marist (2 games)

- ▶ .414 (12x29) with 11 RBI in last nine games with an at-bat
- ▶ Plated Canisius' lone run on Wed. at Niagara
- ▶ Scored 13 runs in last 11 games ... four multi-run games in span
- ▶ 2x3 with HR, 5 RBI after appearing as defensive replacement vs. Marist (April 15)
- ▶ 3 XBH in last five games (1 2B, 2 HR)

HENNEMAN'S CAREER STATISTICS

Year	AVG	GP-GS	AB	R	H	2B	3B	HR	RBI	SB-ATT
2019	.311	17-13	45	9	14	5	0	1	8	2-2
2020	.316	7-6	19	0	6	2	0	0	1	1-1
2021	.333	2-1	3	1	1	0	0	0	1	0-0
2022	.300	15-11	40	13	12	1	0	2	11	0-0
TOTAL	.308	42-31	107	23	33	8	0	3	21	3-3

CAREER HIGHS SEASON HIGHS

At-Bats	5, vs. Kent State (4/9/19)	4, (4x), Last: vs. Marist (4/16)
Runs	2, (5x), Last: at St. Bona (4/12/22)	2, (4x), Last: at St. Bona (4/12)
Hits	2, (10x), Last: vs. Marist (4/15/22)	2, (5x), Last: vs. Marist (4/15)
Doubles	2, at Indiana (3/16/19)	1, at St. Bonaventure (4/12)
Triples	—	—
HR	1, (3x), Last: vs. Marist (4/15/22)	1, (2x), Last: vs. Marist (4/15)
RBI	5, vs. Marist (4/15/22)	5, vs. Marist (4/15)

#24 JOSH NILES ▶ INF ▶ R/R

6'3" • 185 • R-FR • ST. THOMAS, ONTARIO • ST. JOSEPH'S
at Niagara (Wed.): 0x1, BB, HBP Hit Streak: -1 (0x1)
Last HR: —

- ▶ Eight-game hit streak snapped on Wed.
- ▶ Batting .346 (9x26) in last nine ... 3 2B, 5 RBI, 4 BB, 5 HBP, .514 OBP in span

NILES' CAREER STATISTICS

Year	AVG	GP-GS	AB	R	H	2B	3B	HR	RBI	SB-ATT
2021	DID NOT APPEAR IN A GAME									
2022	.284	22-15	67	9	19	4	1	0	16	1-1
TOTAL	.284	22-15	67	9	19	4	1	0	16	1-1

SEASON / CAREER HIGHS

At-Bats	5, (4x), Last: at Charleston Southern (3/12)
Runs	2, (2x), Last: at St. Bonaventure (4/12)
Hits	2, (3x), Last: vs. Marist (4/14)
Doubles	1, (4x), Last: vs. Marist (4/16)
Triples	1, at Charleston Southern (3/12)
HR	—
RBI	2, (3x), Last: vs. Iona (4/10)

#29 DYLAN VINCENT ▶ OF/1B ▶ L/R

6'0" • 215 • SR • ELDRED, PA. • OLEAN
at Niagara (Wed.): 0x4, 3 SO Hit Streak: -1 (0x4)
Last HR: 4/26/21 vs. Rider (42 games)

- ▶ Hits in 19 of last 26 ... batting .340 (35x103) after 0x11 start

VINCENT'S CAREER STATISTICS

Year	AVG	GP-GS	AB	R	H	2B	3B	HR	RBI	SB-ATT
2019	.225	31-22	80	15	18	5	0	0	6	0-2
2020	.256	14-11	39	6	10	0	0	0	2	1-1
2021	.241	27-20	79	18	19	5	2	1	13	6-7
2022	.307	30-28	114	18	35	5	1	0	9	8-9
TOTAL	.263	102-81	312	57	82	15	3	1	30	15-19

CAREER HIGHS SEASON HIGHS

At-Bats	7, at Iona (3/27/21)	6, vs. Marist (4/14)
Runs	3, (3x), Last: at Quinnipiac (4/2/22)	3, at Quinnipiac (4/2)
Hits	4, at Manhattan (3/26/22)	4, at Manhattan (3/26)
Doubles	2, (2x), Last: vs. SPU (5/12/21)	1, (5x), Last: vs. Marist (4/14)
Triples	1, (3x), Last: at West Virginia (3/1/22)	1, at West Virginia (3/1)
HR	1, vs. Rider (4/26/21)	—
RBI	3, vs. Saint Peter's (5/12/21)	2, at N.C. A&T (3/20)

#37 ALEX TERRY-EMANUEL ▶ INF ▶ R/R

5'10" • 180 • FR • HYATTSVILLE, MD. • THE HEIGHTS SCHOOL
▶ Four-year letterwinner at The Heights School ... three-time WCAC All-Conference honoree and three-year team captain

- ▶ Batted .423 in senior campaign ... hit 13 extra-base hits, two of which were home runs
- ▶ Finished prep career with .345 batting average and five HR

TERRY-EMANUEL'S CAREER STATISTICS

Year	AVG	GP-GS	AB	R	H	2B	3B	HR	RBI	SB-ATT
2022	HAS NOT APPEARED IN A GAME									
TOTAL	.000	0-0	0	0	0	0	0	0	0	0-0

2022 CANISIUS BASEBALL GAME NOTES

PITCHER INFORMATION

#14 MATT DUFFY ▶ RHP

6'1" • 195 • SO • BURLINGTON, ONTARIO • ASSUMPTION CATHOLIC
Last Outing: 4/14/22 vs. Marist; W, 6 IP, 7 H, 4 R, 2 BB, 9 SO, 112 pitches
 ▶ 6+ IP and 7+ SO in 9 of last 10 outings (all starts)
 ▶ 9+ SO in each of last 3 games ... 7.75 SO/BB ratio (31 SO, 5 BB)
 ▶ 74 SO this year ... 8th all-time in single season ... 1 SO away from T-6 ... 2 away from T-4 ... 11 away from T-3
 ▶ 11.75 SO/9 this season ... has 11.19 career figure

DUFFY'S CAREER STATISTICS

YEAR	ERA	W-L	SV	APP	GS	IP	H	R	ER	BB	SO
2021	2.67	3-0	0	6	3	27	21	9	8	5	30
2022	3.23	4-2	0	9	9	56 ² / ₃	44	27	22	12	74
TOTAL	3.23	7-2	0	15	12	83¹/₃	65	36	30	17	104

CAREER HIGHS						SEASON HIGHS					
IP	9, at Fairfield (5/26/21)					8, at Charleston Southern (3/12)					
Hits	7, (2x), Last: vs. Marist (4/14/22)					7, (2x), Last: vs. Marist (4/14)					
Runs	5, (2x), Last: vs. Iona (4/8/22)					5, (2x), Last: vs. Iona (4/8)					
ER	5, vs. Iona (4/8/22)					5, vs. Iona (4/8)					
BB	3, at Liberty (3/4/22)					3, at Liberty (3/4/22)					
SO	12, at Quinnipiac (4/2/22)					12, at Quinnipiac (4/2)					

#16 BRETT KOCHANSKI ▶ RHP

5'11" • 167 • SR • CHEEKTOWAGA, N.Y. • CLEVELAND HILL
Last Outing: 4/16/22 vs. Marist; W, 2¹/₃ IP, 2 H, 1 R, 1 BB, 2 SO, 51 pitches
 ▶ Hometown pronunciation: Cheek-TOE-wah-gah
 ▶ First collegiate victory in last outing vs. Marist (April 16) ... was first outing since March 26 at Manhattan
 ▶ Opposing batting average is .192 — second-lowest on team
 ▶ 2+ IP in 7 of 9 outings this year ... 4 SO in 4 of 9

KOCHANSKI'S CAREER STATISTICS

YEAR	ERA	W-L	SV	APP	GS	IP	H	R	ER	BB	SO
2019	6.10	0-1	0	7	2	10 ¹ / ₃	7	7	7	7	4
2020	11.81	0-1	0	5	0	5 ¹ / ₂	10	11	7	5	2
2021	7.43	0-1	0	9	0	13 ¹ / ₃	13	12	11	10	12
2022	2.29	1-0	2	9	0	19 ¹ / ₃	14	9	5	12	25
TOTAL	5.55	1-3	2	30	2	48¹/₃	44	39	30	34	43

CAREER HIGHS						SEASON HIGHS					
IP	3, (5x), Last: at Manhattan (3/26/22)					3, (2x), Last: at MAN (3/26)					
Hits	5, at Kansas State (3/20/19)					4, at Morehead State (2/25)					
Runs	4, at Kansas State (3/20/19)					3, (2x), Last: at NC A&T (3/18)					
ER	4, at Kansas State (3/20/19)					3, at Morehead State (2/25)					
BB	3, (5x), Last: at Manhattan (3/26/22)					3, (2x), Last: at MAN (3/26)					
SO	6, at Monmouth (5/15/21)					4, (4x), Last: at Liberty (3/6)					

#19 TOM PELTIER ▶ LHP

6'1" • 165 • JR • WHEATFIELD, N.Y. • NIAGARA WHEATFIELD
Last Outing: 4/20/22 at Niagara; 2 IP, 1 H, 0 R, 1 BB, 3 SO
 ▶ Team-high 15 appearances this season ... 2 being starts
 ▶ 16 SO over 11²/₃ IP in last five outings ... career-high 6 SO at Quinnipiac (April 3)
 ▶ Multiple strikeouts in 5 of last 6 outings ... 11.57 SO/9 this year

PELTIER'S CAREER STATISTICS

YEAR	ERA	W-L	SV	APP	GS	IP	H	R	ER	BB	SO
2020	4.50	0-1	0	5	0	12	8	6	6	11	12
2021	5.40	1-1	0	11	3	18 ¹ / ₃	18	13	11	11	6
2022	3.16	0-1	2	15	2	25 ² / ₃	26	14	9	15	33
TOTAL	4.18	1-3	2	29	5	56	52	33	26	37	51

CAREER HIGHS						SEASON HIGHS					
IP	6, at Niagara (4/14/21)					4, vs. Iona (4/10)					
Hits	5, vs. Iona (4/10/22)					5, vs. Iona (4/10)					
Runs	4, (2x), Last: vs. Marist (4/15/22)					4, (2x), Last: vs. Marist (4/15)					
ER	4, vs. Quinnipiac (5/9/21)					3, vs. Iona (4/10)					
BB	5, at Marshall (3/1/20)					3, (3x), Last: at Quinnipiac (4/3)					
SO	6, at Quinnipiac (4/3/22)					6, at Quinnipiac (4/3)					

#20 DAVID YANKOWSKI ▶ RHP

5'10" • 180 • SR • VALATIE, N.Y. • ICHABOD CRANE
Last Outing: 4/20/22 at Niagara; 2 IP, 1 H, 0 R, 1 BB, 2 SO
 ▶ Hometown pronunciation: Vuh-LAY-shuh
 ▶ Allowed a hit and a walk while fanning two in last outing
 ▶ Gave up career-high 5 H, 7 R on April 14 (vs. Marist)
 ▶ 2+ IP in six of last eight outings ... 2+ SO in five of last seven

YANKOWSKI'S CAREER STATISTICS

YEAR	ERA	W-L	SV	APP	GS	IP	H	R	ER	BB	SO
2019	6.38	1-2	0	15	0	18 ¹ / ₃	19	19	13	14	12
2020	5.19	1-0	0	6	0	8 ² / ₃	10	7	5	6	9
2021	0.00	0-0	0	2	0	1 ¹ / ₃	0	0	0	0	1
2022	7.12	2-2	0	12	0	24	28	23	19	20	23
TOTAL	6.36	4-4	0	33	0	52¹/₃	57	49	37	40	45

CAREER HIGHS						SEASON HIGHS					
IP	3, (4x), Last: vs. Iona (4/10/22)					3, (2x), Last: vs. Iona (4/10)					
Hits	5, (2x), Last: vs. Marist (4/14/22)					5, vs. Marist (4/14)					
Runs	7, vs. Marist (4/14/22)					7, vs. Marist (4/14)					
ER	7, vs. Marist (4/14/22)					7, vs. Marist (4/14)					
BB	4, (2x), Last: vs. Pitt (2/18/22)					4, vs. Pitt (2/18)					
SO	5, (2x), Last: vs. UMass Lowell (2/14/20)					4, (2x), Last: at MAN (3/27)					

#21 LEVI ABBOTT ▶ RHP

6'3" • 194 • SO • LETHBRIDGE, ALBERTA • VAUXHALL ACADEMY
Last Outing: 4/15/22 vs. Marist; 2¹/₃ IP, 1 H, 0 R, 3 BB, 4 SO, 47 pitches
 ▶ No runs allowed over last 5¹/₃ IP (3 games)
 ▶ 8 SO in last three ... 2+ SO in 13 of 16 outings ... 0 SO in other 3

ABBOTT'S CAREER STATISTICS

YEAR	ERA	W-L	SV	APP	GS	IP	H	R	ER	BB	SO
2021	4.64	2-1	0	8	0	21 ¹ / ₃	18	12	11	7	19
2022	12.64	1-3	0	8	2	15 ² / ₃	23	24	22	22	18
TOTAL	8.03	3-4	0	16	2	37	41	36	33	29	37

CAREER HIGHS						SEASON HIGHS					
IP	5, at Iona (3/27/21)					4, at Morehead State (2/26)					
Hits	5, (3x), Last: at NC A&T (3/19/22)					5, (3x), Last: at NC A&T (3/19)					
Runs	9, vs. Pitt (2/19/22)					9, vs. Pitt (2/19)					
ER	9, vs. Pitt (2/19/22)					9, vs. Pitt (2/19)					
BB	7, vs. Pitt (3/19/22)					7, vs. Pitt (3/19/22)					
SO	4, (4x), Last: vs. Marist (4/15/22)					4, vs. Marist (4/15)					

#23 JEFF DeSTEFANO ▶ LHP

6'2" • 207 • GR • LIVERPOOL, N.Y. • LIVERPOOL
Last Outing: 4/20/22 at Niagara; 2 IP, 2 H, 1 R, 1 BB, 2 SO
 ▶ 3 H, 2 R, 1 ER allowed in last 4¹/₃ IP over last four outings
 ▶ Nine strikeouts in last five games

DeSTEFANO'S CAREER STATISTICS

YEAR	ERA	W-L	SV	APP	GS	IP	H	R	ER	BB	SO
2018	10.80	0-0	0	4	0	5	7	6	6	2	2
2019	7.29	1-2	0	11	4	21	26	20	17	20	21
2020	12.46	0-1	0	4	0	8 ² / ₃	14	12	12	9	4
2021	1.25	0-0	0	6	1	7 ¹ / ₃	6	4	1	6	5
2022	6.10	0-0	0	8	0	10 ¹ / ₃	8	8	7	6	10
TOTAL	7.39	1-3	0	33	5	52¹/₃	61	50	43	43	42

CAREER HIGHS						SEASON HIGHS					
IP	4, (2x), Last: at Winthrop (2/22/20)					3, at Quinnipiac (4/2)					
Hits	6, at Winthrop (2/22/20)					3, at Quinnipiac (4/2)					
Runs	6, at St. Bonaventure (5/6/18)					2, (3x), Last: at Quinnipiac (4/2)					
ER	6, at St. Bonaventure (5/6/18)					2, (3x), Last: at Quinnipiac (4/2)					
BB	5, at Kentucky (3/2/19)					3, vs. Pitt (2/20)					
SO	5, at Kansas State (3/20/19)					3, vs. Iona (4/10)					

#25 CHRIS POULIOT ▶ LHP

6'0" • 175 • JR • BOISCHATEL, QUÉBEC • PITTSBURGH
Last Outing: 4/15/22 vs. Marist; 2¹/₃ IP, 5 H, 8 R, 2 ER, 2 BB, 3 SO, 64 pitches
 ▶ Wins in 5 of last 6 ... 3.56 ERA over 30.1 IP with 30 SO, 12 BB
 ▶ Logged 6 IP in 3 of last 5 games

POULIOT'S CAREER STATISTICS

YEAR	ERA	W-L	SV	APP	GS	IP	H	R	ER	BB	SO
2020*	DID NOT APPEAR IN ANY GAMES										
2021	11.88	2-0	0	7	1	8 ¹ / ₃	15	13	11	6	2
2022	4.87	6-2	0	9	9	40 ² / ₃	41	34	22	20	44
TOTAL	6.06	8-2	0	16	10	49	56	47	33	26	46

* - Denotes played at Pitt

CAREER HIGHS						SEASON HIGHS					
IP	7, at North Carolina A&T (3/20/22)					7, at North Carolina A&T (3/20)					
Hits	8, at Charleston Southern (3/13/22)					8, at CSU (3/13)					
Runs	8, vs. Marist (4/15/22)					8, vs. Marist (4/15)					
ER	5, (2x), Last: at Liberty (3/6/22)					5, at Liberty (3/6)					
BB	5, vs. Pitt (2/20/22)					5, vs. Pitt (2/20)					
SO	8, (3x), Last: at Quinnipiac (4/2/22)					8, (3x), Last: at QU (4/2)					

#26 AARON DUFFY ▶ RHP

6'4" • 202 • FR • BURLINGTON, ONTARIO • ASSUMPTION CATHOLIC
Last Outing: 4/20/22 at Niagara; L, 2 IP, 5 H, 2 R, 0 BB, 1 SO
 ▶ **ACCOLADES:** MAAC Rookie of the Week (March 1)
 ▶ Issued just 3 BB in last 14¹/₃ IP over last five outings ... 0 BB in last 7¹/₃ IP
 ▶ Season-high six SO at Morehead State (Feb. 26)

DUFFY'S CAREER STATISTICS

YEAR	ERA	W-L	SV	APP	GS	IP	H	R	ER	BB	SO
2022	7.33	0-4	0	8	8	27	36	27	22	9	19
TOTAL	7.33	0-4	0	8	8	27	36	27	22	9	19

SEASON/CAREER HIGHS						
IP						5, (3x), Last: vs. Cornell (4/5)
Hits						9, vs. Cornell (4/5)
Runs						6, at Liberty (3/5)
ER						6, at Liberty (3/5)
BB	</					

2022 CANISIUS BASEBALL GAME NOTES

PITCHER INFORMATION

#30 TYLER HOOVER ▶ LHP

6'5" • 200 • FR • PITTSBURGH, PA. • PENN-TRAFFORD

- ▶ Earned two varsity letters with Penn Trafford's baseball team
- ▶ Played travel baseball with East Coast Sand Hogs

HOOVER'S CAREER STATISTICS

YEAR	ERA	W-L	SV	APP	GS	IP	H	R	ER	BB	SO
2022	HAS NOT APPEARED IN ANY GAMES										
TOTAL	0.00	0-0	0	0	0	0	0	0	0	0	0

#31 TYLER GREENLEAF ▶ RHP

6'2" • 200 • FR • CANONSBURG, PA. • CANON-McMILLAN

- Last Outing:** 4/15/22 vs. Marist; 1 $\frac{1}{2}$ IP, 2 H, 1 R, 1 BB, 25 pitches
- ▶ 1 $\frac{1}{2}$ IP in last outing vs. Marist last Friday
 - ▶ Made collegiate debut at St. Bonaventure last Tuesday ... recorded first two strikeouts in 1 IP

GREENLEAF'S CAREER STATISTICS

YEAR	ERA	W-L	SV	APP	GS	IP	H	R	ER	BB	SO
2022	3.38	0-0	0	2	0	2 $\frac{1}{2}$	2	1	1	1	2
TOTAL	3.38	0-0	0	2	0	2$\frac{1}{2}$	2	1	1	1	2

SEASON/CAREER HIGHS

IP	1 $\frac{1}{2}$, vs. Marist (4/15)
Hits	2, vs. Marist (4/15)
Runs	1, vs. Marist (4/15)
ER	1, vs. Marist (4/15)
BB	1, vs. Marist (4/15)
SO	2, at St. Bonaventure (4/12)

#32 ANDREW FRON ▶ RHP

6'3" • 210 • SR • BUFFALO, N.Y. • KENMORE WEST

- Last Outing:** 5/28/21 at Fairfield; 1 $\frac{1}{2}$ IP, 5 H, 2 R, 25 pitches
- ▶ Has not appeared in any games this season due to injury

FRON'S CAREER STATISTICS

YEAR	ERA	W-L	SV	APP	GS	IP	H	R	ER	BB	SO
2019	5.98	4-1	0	11	9	40 $\frac{1}{3}$	35	30	27	28	34
2020	5.12	0-2	0	4	4	19 $\frac{1}{3}$	25	15	11	10	20
2021	6.03	1-3	0	8	7	34 $\frac{1}{3}$	37	24	23	16	25
2022	HAS NOT APPEARED IN ANY GAMES										
TOTAL	5.82	5-6	0	23	20	94$\frac{1}{3}$	97	69	61	54	79

CAREER HIGHS

IP	7, vs. Manhattan (4/10/21)
Hits	9, vs. Saint Peter's (4/19/19)
Runs	6, (3x), Last: at Marist (5/20/21)
ER	6, (2x), Last: at Marist (5/20/21)
BB	5, (2x), Last: at Iona (3/27/21)
SO	7, (4x), Last: at Marshall (3/1/20)

#33 ETHAN HENNESSY ▶ INF/P ▶ R/R

6'4" • 203 • R-FR • NORFOLK, VA. • NORFOLK ACADEMY

- Last Outing:** 4/15/22 vs. Marist; 2 $\frac{1}{2}$ IP, 2 H, 4 R, 3 ER, 3 BB, 31 pitches
- ▶ Posted multi-strikeout games in first two collegiate games
 - ▶ Made collegiate debut at North Carolina A&T (March 19) ... struck out two in as many innings

HENNESSY'S CAREER PITCHING STATISTICS

YEAR	ERA	W-L	SV	APP	GS	IP	H	R	ER	BB	SO
2021	DID NOT APPEAR IN ANY GAMES										
2022	6.75	0-0	0	4	0	4	6	3	3	1	5
TOTAL	6.75	0-0	0	4	0	4	6	3	3	1	5

SEASON/CAREER HIGHS

IP	2, at North Carolina A&T (3/19)
Hits	2, (3x), Last: vs. Marist (4/15)
Runs	4, vs. Marist (4/15)
ER	3, vs. Marist (4/15)
BB	3, vs. Marist (4/15)
SO	2, (2x), Last: at Quinnipiac (4/2)

#34 COLE MURRAY ▶ RHP

6'0" • 187 • JR • GETZVILLE, N.Y. • IONA / WELLS / SAINT MARY'S

- Last Outing:** 4/9/22 vs. Iona; 3 $\frac{1}{2}$ IP, 1 H, 2 R, 3 BB, 2 SO, 35 pitches
- ▶ Recorded first collegiate SO vs. Cornell (April 5)
 - ▶ Made Canisius debut at West Virginia (March 1) ... allowed two hits and a run while not registering an out

MURRAY'S CAREER BATTING STATISTICS

YEAR	AVG	GP-GS	AB	R	H	2B	3B	HR	RBI	SB-ATT
2020 ¹	.077	8-8	26	1	2	0	0	0	3	0-0
2021*	.000	1-0	0	0	0	0	0	0	0	0-0
2022	.000	1-0	0	0	0	0	0	0	0	0-0
TOTAL	.000	10-8	26	1	2	0	0	0	3	0-0

CAREER HIGHS

At-Bats	5, vs. Clarks Summit (3/3/20)
Runs	1, vs. Clarks Summit (3/3/20)
Hits	1, (2x), Last: vs. Westminster (Pa.) (3/11/20)
Doubles	—
Triples	—
HR	—
RBI	2, vs. Westminster (Pa.) (3/11/20)

SEASON HIGHS

At-Bats	5, vs. Clarks Summit (3/3/20)
Runs	1, vs. Clarks Summit (3/3/20)
Hits	1, (2x), Last: vs. Westminster (Pa.) (3/11/20)
Doubles	—
Triples	—
HR	—
RBI	2, vs. Westminster (Pa.) (3/11/20)

MURRAY'S CAREER PITCHING STATISTICS

YEAR	ERA	W-L	SV	APP	GS	IP	H	R	ER	BB	SO
2020 ¹	45.00	0-0	0	1	0	1	4	5	5	2	0
2021*	INF	0-0	0	1	0	0	3	5	4	1	0
2022	16.20	0-0	0	3	0	1 $\frac{1}{2}$	3	3	3	4	3
TOTAL	40.50	0-0	0	5	0	2$\frac{1}{2}$	10	13	12	7	3

¹ - Played at Wells College; * - Played at Iona

CAREER HIGHS

IP	1, (2x), Last: vs. Cornell (4/5/22)
Hits	4, vs. Westminster (Pa.) (3/11/20)
Runs	5, (2x), Last: vs. Siena (//21)
ER	5, vs. Westminster (Pa.) (3/11/20)
BB	3, vs. Iona (4/9/22)
SO	2, vs. Iona (4/9/22)

SEASON HIGHS

IP	1, vs. Cornell (4/5)
Hits	2, at West Virginia (3/1)
Runs	2, vs. Iona (4/9)
ER	2, vs. Iona (4/9)
BB	3, vs. Iona (4/9)
SO	2, vs. Iona (4/9)

#35 ALEC RITZENTHALER ▶ LHP

6'3" • 193 • SR • NISKAYUNA, N.Y. • NISKAYUNA

- Last Outing:** 4/15/22 vs. Marist; 1 $\frac{1}{2}$ IP, 2 H, 1 R, 1 BB, 2 SO
- ▶ 1 $\frac{1}{2}$ IP vs. Marist (April 15) ... longest outing since career-high 1 $\frac{1}{2}$ IP at Indiana (3/16/19) ... 2 SO in outing, matched career high ... most since 2/16/20 vs. UMass Lowell (also 2)
 - ▶ Outing vs. Cornell (April 5) was first since 3/8/20 at Radford

RITZENTHALER'S CAREER STATISTICS

YEAR	ERA	W-L	SV	APP	GS	IP	H	R	ER	BB	SO
2019	4.50	0-0	0	5	0	4	5	3	2	4	4
2020	37.80	0-1	0	3	0	1 $\frac{1}{2}$	9	9	7	2	3
2021	NOT MEMBER OF TEAM										
2022	11.57	0-0	0	2	0	2 $\frac{1}{2}$	3	3	3	2	3
TOTAL	13.50	0-1	0	10	0	8	17	15	12	8	10

CAREER HIGHS

IP	1 $\frac{1}{2}$, (2x), Last: vs. Marist (4/15/22)
Hits	5, at West Virginia (2/18/20)
Runs	4, at West Virginia (2/18/20)
ER	3, (2x), Last: at Radford (3/8/20)
BB	1, (8x), Last: vs. Marist (4/15/22)
SO	2, (4x), Last: vs. Marist (4/15/22)

SEASON HIGHS

IP	1 $\frac{1}{2}$, vs. Marist (4/15)
Hits	2, vs. Marist (4/15)
Runs	2, vs. Cornell (4/5)
ER	2, vs. Cornell (4/5)
BB	1, (2x), Last: vs. Marist (4/15)
SO	2, vs. Marist (4/15)

#38 LUKAS BARRY ▶ RHP

6'0" • 185 • JR • MISSISSAUGA, ONTARIO • CONNORS STATE

- Last Outing:** 4/12/22 at St. Bonaventure; 1 IP, 2 H, 0 R, 1 SO, 28 pitches
- ▶ Tuesday's appearance was first since Canisius debut at West Virginia (March 1)

BARRY'S CAREER STATISTICS

YEAR	ERA	W-L	SV	APP	GS	IP	H	R	ER	BB	SO
2020*	9.00	0-0	0	2	0	3	2	3	3	1	4
2021 ¹	7.42	2-1	0	7	5	13 $\frac{1}{3}$	15	11	11	8	15
2022	18.00	0-0	0	2	0	2	6	5	4	1	1
TOTAL	8.84	2-1	0	11	5	18$\frac{1}{3}$	23	19	18	10	19

¹ - Played at Connors State (JUCO); * - Played at Saint Louis

CAREER HIGHS

IP	4 $\frac{2}{3}$, vs. Oklahoma Christian (2/27/21)
Hits	5, at Crowder (4/6/21)
Runs	5, at West Virginia (3/1/22)
ER	4, (2x), Last: at West Virginia (3/1/22)
BB	4, vs. Oklahoma Christian (2/27/21)
SO	5, vs. TCS Post Grad (3/29/21)

SEASON HIGHS

IP	1, (2x), Last: at SBU (3/12)
Hits	4, at West Virginia (3/1)
Runs	5, at West Virginia (3/1)
ER	4, at West Virginia (3/1)
BB	1, at West Virginia (3/1)
SO	1, vs. St. Bonaventure (4/12)

#39 PEYTON CONSIGLI ▶ RHP

6'5" • 195 • FR • FONTHILL, ONTARIO • ST. FRANCIS HIGH (N.Y.)

- Last Outing:** 4/16/22 vs. Marist; 1 IP, 0 H, 0 R, 2 BB, 23 pitches
- ▶ **ACCOLADES:** Three-time MAAC Rookie of the Week (Feb. 22, March 15, April 5)
 - ▶ Team-leading 1.46 ERA over his 11 appearances
 - ▶ Last five outings: 9 IP, 2 H (both 3B), 0 R, 4 BB, 15 SO
 - ▶ Fanned four in two-inning save vs. Marist (April 14)
 - ▶ 3 SO in two-inning save at Quinnipiac (April 3)
 - ▶ 3+ SO in each of last 5 of last 6 apps. ... seven of 11 outings
 - ▶ First start at Manhattan (March 27) ... 3 IP, 4 H, 1 R, 3 SO
 - ▶ First SV at Charleston Southern (March 13) ... first W in collegiate debut vs. Pitt (Feb. 20)

CONSIGLI'S CAREER STATISTICS

YEAR	ERA	W-L	SV	APP	GS	IP	H	R	ER	BB	SO
2022	1.46	2-1	3	11	1	24 $\frac{1}{3}$	15	4	4	12	30
TOTAL	1.46	2-1	3	11	1	24$\frac{1}{3}$	15	4	4	12	30

SEASON/CAREER HIGHS

IP	3 $\frac{1}{2}$, vs. Pitt (2/20)
Hits	4, at Manhattan (3/27)
Runs	1, (4x), Last: at Manhattan (3/27)
ER	1, (4x), Last: at Manhattan (3/27)
BB	3, vs. Pitt (2/20)
SO	5, vs. Iona (4/8)

#40 JOE ABRAMSON ▶ LHP

5'9" • 168 • FR • BROOKLYN, N.Y. • XAVERIAN

- Last Outing:** 4/5/22 vs. Cornell; 2 $\frac{1}{2}$ IP, 1 H, 4 R, 2 BB, 1 SO, 30 pitches
- ▶ Earned first collegiate victory at Charleston Southern (March 12) ... 2 IP, 1 SO
 - ▶ Made collegiate debut at West Virginia (March 1)

ABRAMSON'S CAREER STATISTICS

YEAR	ERA	W-L	SV	APP	GS	IP	H	R	ER	BB	SO
2022	27.00	1-0	0	3	0	3	4	10	9	3	2
TOTAL	27.00	1-0	0	3	0	3	4	10	9	3	2

SEASON/CAREER HIGHS

IP	2, at Charleston Southern (3/12)
Hits	2, at West Virginia (3/1)
Runs	5, at West Virginia (3/1)
ER	5, at West Virginia (3/1)
BB	2, vs. Cornell (4/5)
SO	1, (2x), Last: vs. Cornell (4/5)



2022 CANISIUS BASEBALL GAME NOTES

2022 OVERALL BATTING STATISTICS

Player	avg	gp-gs	ab	r	h	2b	3b	hr	rbi	tb	slg%	bb	hp	so	gdp	ob%	sf	sh	sb-att	po	a	e	fld%	
Grant, Max	.415	33-33	135	36	56	8	2	7	33	89	.659	23	4	24	1	.509	1	0	6-7	38	62	3	.971	
DeStefano, Mike	.360	33-33	136	37	49	5	2	6	32	76	.559	15	5	22	0	.437	2	0	14-15	72	6	5	.940	
Steffan, Mike	.333	29-29	114	25	38	6	1	6	36	64	.561	16	4	22	3	.430	1	0	3-4	63	7	2	.972	
Vincent, Dylan	.307	30-28	114	18	35	5	1	0	9	42	.368	10	4	35	2	.383	0	1	8-9	50	0	3	.943	
Krzeminski, Gibson	.284	25-17	74	14	21	3	1	4	14	38	.514	9	2	22	0	.376	0	0	1-1	12	13	2	.926	
Chiarenza, Vinny	.274	29-27	106	17	29	6	1	3	24	46	.434	12	3	32	2	.364	0	0	2-2	141	10	2	.987	
Kush, Kyle	.270	32-32	115	21	31	5	1	0	14	38	.330	18	3	26	1	.382	0	0	1-1	39	66	3	.972	
Dick, Carlin	.183	29-25	93	14	17	7	0	0	9	24	.258	16	2	26	1	.310	2	0	1-1	39	2	1	.976	

Chisholm, Brennan	.357	14-4	28	6	10	2	0	1	4	15	.536	1	2	10	0	.419	0	2	3-4	6	6	0	1.000	
Henneman, Trevor	.300	15-11	40	13	12	1	0	2	11	19	.475	8	1	15	0	.420	1	0	0-0	91	8	2	.980	
Niles, Josh	.284	22-15	67	9	19	4	1	0	16	25	.373	6	5	16	2	.375	2	0	1-1	40	13	6	.898	
Dodson, Kenny	.250	16-8	32	4	8	2	0	0	6	10	.313	5	0	4	0	.351	0	0	1-1	11	14	3	.893	
Zurat, Jake	.194	17-9	36	10	7	1	0	0	2	8	.222	9	5	10	0	.420	0	0	0-1	0	0	0	.000	
Mazzara, Mike	.173	24-22	75	12	13	3	1	1	5	21	.280	11	1	26	0	.284	1	2	0-0	207	24	5	.979	
Strong, Jackson	.118	12-3	17	7	2	1	0	0	1	3	.176	8	0	6	0	.400	0	0	1-1	14	0	1	.933	
Sebastian, Cole	.111	9-1	9	2	1	0	0	0	0	1	.111	2	0	5	0	.273	0	0	0-0	5	0	1	.833	
Migliore, Jack	.000	2-0	2	0	0	0	0	0	0	0	.000	0	0	2	0	.000	0	0	0-0	0	0	0	.000	
Totals	.292	33	1193	245	348	59	11	30	216	519	.435	169	41	303	12	.395	10	5	42-48	842	270	48	.959	
Opponents	.265	33	1086	226	288	51	7	26	200	431	.397	165	51	306	9	.384	12	18	32-44	867	285	49	.959	

LOB - Team (308), Opp (265). DPs turned - Team (16), Opp (17). CI - Team (1), Henneman 1, Opp (2). IBB - Team (3), Grant 2, Steffan 1. Picked off - Grant 2, Chiarenza 1, Vincent 1, Kush 1.

2022 OVERALL PITCHING STATISTICS

Player	era	w-l	app	gs	cg	sho	sv	ip	h	r	er	bb	so	2b	3b	hr	b/avg	wp	hp	bk	sfa	sha		
Duffy, Matt	3.49	4-2	9	9	0	0/0	0	56.2	44	27	22	12	74	8	1	5	.212	2	8	1	2	5		
Pouliot, Chris	4.87	6-2	9	9	0	0/1	0	40.2	41	34	22	20	44	9	0	2	.263	3	7	0	1	1		

Consigli, Peyton	1.46	2-1	11	1	0	0/0	3	24.2	15	4	4	12	30	2	2	0	.172	2	2	0	0	1		
Kochanski, Brett	2.29	1-0	9	0	0	0/0	2	19.2	14	9	5	12	25	5	0	1	.192	6	0	0	1	0		
Peltier, Tom	3.16	0-1	15	2	0	0/1	2	25.2	26	14	9	15	33	6	0	1	.277	4	7	0	2	0		
Greenleaf, Tyler	3.38	0-0	2	0	0	0/0	0	2.2	2	1	1	1	2	0	0	0	.222	0	1	0	1	0		
DeStefano, Jeff	6.10	0-0	8	0	0	0/0	0	10.1	8	8	7	6	10	0	1	1	.211	3	1	0	0	1		
Yankowski, David	7.12	2-2	12	0	0	0/1	0	24.0	28	23	19	20	23	3	0	1	.301	4	7	0	1	2		
Guiliano, Justin	7.13	0-1	8	2	0	0/0	0	17.2	24	18	14	13	13	3	1	1	.324	0	5	0	1	0		
Duffy, Aaron	7.33	0-4	8	8	0	0/0	0	27.0	36	27	22	9	19	6	2	5	.321	4	3	0	2	4		
Hennessy, Ethan	11.57	0-0	5	0	0	0/0	0	4.2	8	7	6	4	5	0	0	2	.381	1	1	0	0	0		
Ritzenthaler, Alec	11.57	0-0	2	0	0	0/0	0	2.1	3	3	3	2	3	0	0	1	.300	0	0	0	0	1		
Abbott, Levi	12.64	1-3	8	2	0	0/0	0	15.2	23	24	22	22	18	6	0	3	.343	4	4	0	1	3		
Murray, Cole	16.20	0-0	3	0	0	0/0	0	1.2	3	3	3	4	3	0	0	0	.375	2	1	0	0	0		
Barry, Lukas	18.00	0-0	2	0	0	0/0	0	2.0	6	5	4	1	1	1	0	1	.462	0	0	0	0	0		
Abramson, Joe	27.00	1-0	3	0	0	0/0	0	3.0	4	10	9	3	2	2	0	1	.286	1	3	0	0	0		
Seidel, Rockne	30.86	0-0	3	0	0	0/0	0	2.1	3	9	8	9	1	0	0	1	.333	0	1	0	0	0		
Totals	5.77	17-16	33	33	0	1/1	7	280.2	288	226	180	165	306	51	7	26	.265	36	51	1	12	18		
Opponents	6.04	16-17	33	33	0	1/1	8	289.0	348	245	194	169	303	59	11	30	.292	25	41	3	10	5		

PB - Team (16), Mazzara 13, Henneman 3, Opp (15). Pickoffs - Team (2), Henneman 1, Guiliano 1, Opp (5). SBA/ATT - Mazzara (20-29), Henneman (12-14), Pouliot (6-9), Guiliano (6-7), Yankowski (6-7), Duffy, M (2-5), Peltier (2-4), Abbott (3-3), Consigli (3-3), Duffy, A (2-3), Seidel (1-2), Kochanski (1-1).



2022 CANISIUS BASEBALL GAME NOTES

2022 SEASON / CAREER STATISTICS

Player	SEASON													CAREER															
	Avg	G-GS	AB	R	H	2B	3B	HR	RBI	BB	Hb	SO	Sp-A	Att	Avg	G-GS	AB	R	H	2B	3B	HR	RBI	BB	Hb	SO	Sp-A	Att	
Grant, Max	.415	33-33	135	36	56	8	2	7	33	23	4	24	6-7		.404	61-59	218	62	88	9	4	7	50	41	9	36	9-11		
DeStefano, Mike	.360	33-33	136	37	49	5	2	6	32	15	5	22	14-15		.332	62-56	220	47	73	8	3	7	48	20	5	36	21-22		
Steffan, Mike	.333	29-29	114	25	38	6	1	6	36	16	4	22	3-4		.255	111-100	388	58	99	19	6	9	80	42	9	80	9-12		
Vincent, Dylan	.307	30-28	114	18	35	5	1	0	9	10	4	35	8-9		.263	102-81	312	57	82	15	3	1	30	31	20	103	15-19		
Krzeminski, Gibson	.284	25-17	74	14	21	3	1	4	14	9	2	22	1-1		.256	64-52	199	37	51	12	3	6	36	33	3	62	4-5		
Charenza, Vinny	.274	29-27	106	17	29	6	1	3	24	12	3	32	2-2		.290	77-67	241	50	70	11	2	12	61	41	11	77	6-8		
Kush, Kyle	.270	32-32	115	21	31	5	1	0	14	18	3	26	1-1		.236	88-80	263	43	62	9	1	1	29	38	6	62	2-4		
Dick, Carlin	.183	29-25	93	14	17	7	0	0	9	16	2	26	1-1		.253	52-42	162	36	41	15	1	2	21	33	3	38	3-3		

Chisholm, Brennan	.357	14-4	28	6	10	2	0	1	4	1	2	10	3-4		.310	27-5	42	10	13	2	0	1	7	2	3	14	6-7		
Henneman, Trevor	.300	15-11	40	13	12	1	0	2	11	8	1	15	0-0		.308	42-31	107	23	33	8	0	3	21	18	4	40	3-3		
Niles, Josh	.284	22-15	67	9	19	4	1	0	16	6	5	16	1-1		.284	22-15	67	9	19	4	1	0	16	6	5	16	1-1		
Dodson, Kenny	.250	16-8	32	4	8	2	0	0	6	5	0	4	1-1		.309	39-15	68	12	21	6	0	0	13	7	1	14	4-4		
Zurat, Jake	.194	17-9	36	10	7	1	0	0	2	9	5	10	0-1		.222	38-18	72	16	16	4	0	1	7	14	8	23	1-3		
Mazzara, Mike	.173	24-22	75	12	13	3	1	1	5	11	1	26	0-0		.217	65-55	184	37	40	8	2	2	21	31	4	58	1-1		
Strong, Jackson	.118	12-3	17	7	2	1	0	0	1	8	0	6	1-1		.118	12-3	17	7	2	1	0	0	1	8	0	6	1-1		
Sebastian, Cole	.111	9-1	9	2	1	0	0	0	0	2	0	5	0-0		.111	9-1	9	2	1	0	0	0	0	2	0	5	0-0		
Migliore, Jack	.000	2-0	2	0	0	0	0	0	0	0	0	2	0-0		.000	4-0	3	1	0	0	0	0	0	2	0	3	0-0		
Totals	.292	33-33	1193	245	348	59	11	30	216	169	41	303	42-48																
Opponents	.265	33-33	1086	226	288	51	7	26	200	165	51	306	32-44																

(All games Sorted by Earned run avg)

Player	SEASON													CAREER												
	ERA	W-L	Ap	GS	CG	Sho	Sv	IP	H	R	ER	BB	SO	ERA	W-L	Ap	GS	CG	Sho	Sv	IP	H	R	ER	BB	SO
Duffy, Matt	3.49	4-2	9	9	0	0	0	56.2	44	27	22	12	74	3.23	7-2	15	12	1	0	0	83.2	65	36	30	17	104
Pouliot, Chris	4.87	6-2	9	9	0	0	40.2	41	34	22	20	44		4.87	6-2	9	9	0	0	40.2	41	34	22	20	44	

Consigli, Peyton	1.46	2-1	11	1	0	0	24.2	15	4	4	12	30		1.46	2-1	11	1	0	0	24.2	15	4	4	12	30	
Kochanski, Brett	2.29	1-0	9	0	0	0	19.2	14	9	5	12	25		5.55	1-3	30	2	0	0	48.2	44	39	30	34	43	
Peltier, Tom	3.16	0-1	15	2	0	0	25.2	26	14	9	15	33		4.18	1-3	31	5	0	0	56.0	52	33	26	37	51	
Greenleaf, Tyler	3.38	0-0	2	0	0	0	2.2	2	1	1	1	2		3.38	0-0	2	0	0	0	2.2	2	1	1	1	2	
DeStefano, Jeff	6.10	0-0	8	0	0	0	10.1	8	8	7	6	10		7.39	1-3	33	5	0	0	52.1	61	50	43	43	42	
Yankowski, David	7.12	2-2	12	0	0	0	24.0	28	23	19	20	23		6.36	4-4	35	0	0	0	52.1	57	49	37	40	45	
Guiliano, Justin	7.13	0-1	8	2	0	0	17.2	24	18	14	13	13		7.13	0-1	8	2	0	0	17.2	24	18	14	13	13	
Duffy, Aaron	7.33	0-4	8	8	0	0	27.0	36	27	22	9	19		7.33	0-4	8	8	0	0	27.0	36	27	22	9	19	
Hennessey, Ethan	11.5	0-0	5	0	0	0	4.2	8	7	6	4	5		11.5	0-0	5	0	0	0	4.2	8	7	6	4	5	
Ritzenhalter, Alec	11.5	0-0	2	0	0	0	2.1	3	3	3	2	3		13.5	0-1	10	0	0	0	8.0	17	15	12	8	10	
Abbott, Levi	12.6	1-3	8	2	0	0	15.2	23	24	22	18			8.03	3-4	16	2	0	0	37.0	41	36	33	29	37	
Murray, Cole	16.2	0-0	3	0	0	0	1.2	3	3	3	4	3		16.2	0-0	3	0	0	0	1.2	3	3	3	4	3	
Barry, Lukas	18.0	0-0	2	0	0	0	2.0	6	5	4	1	1		18.0	0-0	2	0	0	0	2.0	6	5	4	1	1	
Abramson, Joe	27.0	1-0	3	0	0	0	3.0	4	10	9	3	2		27.0	1-0	3	0	0	0	3.0	4	10	9	3	2	
Seidel, Rockne	30.8	0-0	3	0	0	0	2.1	3	9	8	9	1		18.0	0-1	8	2	0	0	9.0	11	21	18	19	6	
Totals	5.77	17-16	33	33	0	1	280.2	288	226	180	165	306														
Opponents	6.04	16-17	33	33	0	1	289.0	348	245	194	169	303														



2022 CANISIUS BASEBALL GAME NOTES

GAME-BY-GAME BATTING STATISTICS

Date	Opponent	AB	R	H	RBI	2B	3B	HR	TB	BB	IBB	SB	CS	HBP	SAC	SF	GDP	SO	PO	A	E	LOB	AVG	
2/18	vs. Pittsburgh	42	11	15	9	2	0	3	26	2	0	0	0	0	0	0	0	16	27	4	0	6	.357	
2/19	vs. Pittsburgh	27	2	6	2	0	0	0	6	4	0	0	0	0	0	0	0	2	18	4	1	8	.304	
2/19	vs. Pittsburgh	31	0	5	0	1	0	0	6	1	0	0	0	1	0	0	2	8	24	8	1	6	.260	
2/20	vs. Pittsburgh	39	15	15	15	1	0	2	22	10	0	2	0	1	0	2	3	6	27	9	0	10	.295	
2/25	at Morehead State	41	11	16	9	1	0	1	20	9	0	1	0	1	0	1	1	5	27	3	2	14	.317	
2/26	at Morehead State	31	3	7	3	0	0	1	10	4	0	2	0	0	0	0	0	10	21	2	2	8	.303	
2/26	at Morehead State	25	2	4	2	0	0	1	7	1	0	0	0	1	0	0	1	7	18	9	1	4	.288	
2/27	at Morehead State	40	6	12	5	2	1	0	16	2	1	4	0	1	0	0	0	10	27	8	0	10	.290	
3/1	at West Virginia	33	3	7	3	3	1	0	12	1	0	0	0	1	1	0	0	11	24	14	3	6	.282	
3/4	at Liberty	34	1	7	0	0	0	0	7	1	0	1	0	1	0	0	1	10	24	3	2	9	.274	
3/5	at Liberty	32	3	5	3	2	0	0	7	3	0	3	0	2	0	0	0	12	24	6	1	7	.264	
3/6	at Liberty	35	5	8	4	1	0	1	12	6	0	1	0	2	0	0	0	17	24	11	3	11	.261	
3/12	at Charleston Southern	38	4	12	4	0	0	0	12	6	0	0	0	1	1	0	0	15	27	12	1	15	.266	
3/12	at Charleston Southern	36	15	11	10	2	1	0	15	6	0	0	1	1	0	1	0	7	21	7	6	8	.269	
3/13	at Charleston Southern	35	8	10	6	3	0	1	16	5	0	2	0	0	0	1	2	5	27	11	2	6	.270	
3/18	at North Carolina A&T	52	7	15	6	1	1	2	24	5	0	1	0	1	0	1	0	10	37	12	4	13	.271	
3/19	at North Carolina A&T	39	4	16	4	2	0	0	18	2	0	0	0	1	0	1	1	6	24	10	2	12	.280	
3/20	at North Carolina A&T	33	4	6	4	1	1	1	12	5	0	0	0	0	0	0	0	8	27	11	0	7	.275	
3/25	at Manhattan	33	1	5	1	0	0	0	5	2	0	1	0	0	0	0	1	8	25	6	0	8	.269	
3/26	at Manhattan	41	13	14	11	1	1	0	17	13	0	7	0	0	0	0	0	5	27	7	1	14	.273	
3/27	at Manhattan	29	1	4	1	2	0	0	6	5	0	0	1	1	0	0	1	10	24	8	1	7	.268	
4/1	at Quinnipiac	31	2	4	1	1	0	1	8	8	0	2	1	0	0	0	1	13	24	7	3	10	.263	
4/2	at Quinnipiac	49	15	22	11	7	0	2	35	0	1	1	0	0	0	0	0	7	27	7	1	13	.274	
4/3	at Quinnipiac	35	5	9	4	3	0	2	18	5	0	1	0	1	0	0	1	10	27	8	2	9	.273	
4/5	CORNELL	35	10	9	10	3	0	0	12	8	0	2	0	3	0	0	0	7	27	9	1	8	.272	
4/8	IONA	35	12	11	12	3	1	2	22	5	0	3	0	3	0	0	0	11	27	8	0	7	.274	
4/9	IONA	35	13	13	13	2	0	3	24	10	1	5	1	3	1	0	0	8	27	10	1	13	.277	
4/10	IONA	32	12	9	12	2	1	2	19	7	1	2	0	2	1	0	0	12	27	13	0	6	.278	
4/12	at St. Bonaventure	39	11	14	10	2	0	0	16	8	0	1	0	3	0	1	1	8	27	12	1	13	.281	
4/14	MARIST	42	17	18	15	5	1	1	28	4	0	0	0	4	1	0	0	8	27	5	1	10	.286	
4/15	MARIST	43	17	18	17	2	1	3	31	5	0	0	1	4	0	0	1	7	27	11	4	8	.291	
4/16	MARIST	38	11	15	8	4	1	1	24	5	0	0	0	1	0	1	0	13	27	8	1	10	.295	
4/20	at Niagara	34	1	6	1	0	0	0	6	5	0	0	0	1	0	0	0	11	24	7	0	12	.291	
4/23	at Ohio																							
4/23	at Ohio																							
4/26	ST. BONAVENTURE																							
4/29	at Siena																							
4/30	at Siena																							
5/1	at Siena																							
5/6	NIAGARA																							
5/7	NIAGARA																							
5/8	NIAGARA																							
5/10	at Binghamton																							
5/13	at Rider																							
5/14	at Rider																							
5/15	at Rider																							
5/18	MONMOUTH																							
5/19	MONMOUTH																							
5/20	MONMOUTH																							
TOTALS		1160	244	342	215	59	11	30	513	158	4	42	5	40	5	9	17	292	818	263	48	296	.295	



2022 CANISIUS BASEBALL GAME NOTES

GAME-BY-GAME BATTING SITUATIONALS

Date	Opponent	Total H/AB	vs. LHP	vs. RHP	With Runners On	Bases Empty	Bases Loaded	With 2 Outs	With RBI-op	Rch As Leadoff	RBI w/ 3rd<2out
2/18	vs. Pittsburgh	15-42	1-4	14-38	8-22	7-20	0-0	3-12	3-13	5-9	0-3
2/19	vs. Pittsburgh	6-27	0-0	6-27	3-14	3-13	0-0	0-7	1-9	1-7	1-1
2/19	vs. Pittsburgh	5-31	0-0	5-31	1-11	4-20	0-0	4-13	0-2	3-9	0-0
2/20	vs. Pittsburgh	15-39	4-12	11-27	10-22	5-17	2-3	7-14	7-17	2-9	4-6
2/25	at Morehead State	16-41	3-5	13-36	10-25	6-16	0-5	3-10	5-19	5-9	4-9
2/26	at Morehead State	7-31	1-6	6-25	4-16	3-15	0-0	2-10	1-10	2-8	1-1
2/26	at Morehead State	4-25	1-4	3-21	1-9	3-16	0-0	0-6	0-1	3-7	0-0
2/27	at Morehead State	12-40	1-1	11-39	7-24	5-16	0-0	3-12	4-18	5-9	2-4
3/1	at West Virginia	7-33	0-1	7-32	3-14	4-19	0-0	3-12	2-7	2-9	0-0
3/4	at Liberty	7-34	6-30	1-4	2-18	5-16	0-1	4-13	0-6	3-9	0-1
3/5	at Liberty	5-32	2-14	3-18	2-17	3-15	0-0	2-11	2-6	4-9	1-1
3/6	at Liberty	8-35	0-0	8-35	3-20	5-15	0-2	1-10	0-10	4-9	1-3
3/12	at Charleston Southern	12-38	1-6	11-32	7-24	5-14	0-3	2-11	3-14	4-9	2-5
3/12	at Charleston Southern	11-36	8-27	3-9	7-25	4-11	2-4	4-13	5-17	5-7	6-9
3/13	at Charleston Southern	10-35	0-0	10-35	4-15	6-20	1-2	4-10	4-12	2-9	3-3
3/18	at North Carolina A&T	15-52	7-25	8-27	8-24	7-28	0-2	3-15	2-10	7-13	1-2
3/19	at North Carolina A&T	16-39	0-0	16-39	9-24	7-15	2-2	2-9	4-16	4-9	3-3
3/20	at North Carolina A&T	6-33	5-20	1-13	3-12	3-21	0-1	1-10	3-10	2-9	2-2
3/25	at Manhattan	5-33	5-33	0-0	3-15	2-18	0-1	0-9	1-5	4-9	1-2
3/26	at Manhattan	14-41	3-6	11-35	7-27	7-14	2-9	5-14	6-19	6-9	3-8
3/27	at Manhattan	4-29	0-11	4-18	1-14	3-15	0-0	0-9	1-12	5-9	0-1
4/2	at Quinnipiac	4-31	4-31	0-0	0-11	4-20	0-1	2-12	0-7	2-9	0-0
4/2	at Quinnipiac	22-49	0-0	22-49	11-36	11-13	1-1	3-13	5-22	8-9	5-9
4/3	at Quinnipiac	9-35	4-12	5-23	4-19	5-16	0-2	2-10	2-14	4-9	0-1
4/5	CORNELL	9-35	0-0	9-35	7-18	2-17	1-2	3-11	7-16	3-10	5-5
4/8	IONA	11-35	8-23	3-12	8-21	3-14	1-3	7-15	8-18	3-8	1-3
4/9	IONA	13-35	1-5	12-30	9-23	4-12	1-3	3-11	7-20	4-8	3-4
4/10	IONA	9-32	0-9	9-23	6-20	3-12	1-2	2-10	4-14	6-8	4-6
4/12	at St. Bonaventure	14-39	10-24	4-15	8-29	6-10	2-5	2-10	5-19	6-9	7-9
4/14	MARIST	18-42	5-11	13-31	13-29	5-13	2-3	8-17	12-24	5-8	3-5
4/15	MARIST	18-43	2-2	16-41	13-22	5-21	2-2	6-15	9-12	2-9	4-4
4/16	MARIST	15-38	3-13	12-25	8-27	7-11	0-0	3-11	5-21	6-8	2-7
4/20	at Niagara	6-34	1-8	5-26	4-25	2-9	0-2	1-10	2-11	6-10	0-2
4/23	at Ohio										
4/23	at Ohio										
4/26	ST. BONAVENTURE										
4/29	at Siena										
4/30	at Siena										
5/1	at Siena										
5/6	NIAGARA										
5/7	NIAGARA										
5/8	NIAGARA										
5/10	at Binghamton										
5/13	at Rider										
5/14	at Rider										
5/15	at Rider										
5/18	MONMOUTH										
5/19	MONMOUTH										
5/20	MONMOUTH										
TOTALS		348-1194	86-343	262-851	194-672	154-522	20-61	95-375	120-431	133-290	69-119
		.291	.251	.308	.289	.295	.328	.253	.278	.457	.580



2022 CANISIUS BASEBALL GAME NOTES

GAME-BY-GAME PITCHING STATISTICS

Date	Opponent	IP	H	R	ER	BB	SO	2B	3B	HR	WP	BK	HBP	DP	IBB	Score	W	L	SV	ERA	WHIP	BB/9	SO/9
2/18	vs. Pittsburgh	9	7	3	3	7	12	0	0	1	0	0	2	1	0	11-3	1	0	0	3.00	1.56	7.00	12.00
2/19	vs. Pittsburgh	6	10	12	12	9	4	3	0	2	1	0	1	1	0	2-12	1	1	0	9.00	2.20	9.60	9.60
2/19	vs. Pittsburgh	8	4	4	3	5	6	0	0	1	3	0	1	1	0	0-4	1	2	0	7.04	1.83	8.22	8.61
2/20	vs. Pittsburgh	9	9	7	7	12	10	2	0	0	1	0	1	2	0	15-7	2	2	0	7.03	1.97	9.28	9.00
2/25	at Morehead State	9	7	4	4	5	14	3	0	1	0	0	1	0	0	11-4	3	2	0	6.37	1.83	8.34	10.10
2/26	at Morehead State	7	5	4	3	2	10	1	0	0	3	0	1	0	0	3-4	3	3	0	6.00	1.71	7.50	10.50
2/26	at Morehead State	6	7	5	4	5	2	0	0	1	0	0	2	0	0	2-5	3	4	0	6.00	1.74	7.50	9.67
2/27	at Morehead State	9	5	2	2	2	12	3	0	0	1	0	0	0	0	6-2	4	4	0	5.43	1.60	6.71	10.00
3/1	at West Virginia	8	16	17	16	9	2	1	0	2	3	0	2	2	0	3-17	4	5	0	6.85	1.77	7.10	9.13
3/4	at Liberty	8	5	4	3	5	12	0	0	0	0	0	2	0	0	1-4	4	6	0	6.49	1.72	6.95	9.57
3/5	at Liberty	8	9	14	13	8	9	1	0	2	1	0	3	0	0	3-14	4	7	0	7.24	1.76	7.14	9.62
3/6	at Liberty	8	13	14	11	7	8	1	0	1	1	0	5	1	0	5-14	4	8	0	7.67	1.82	7.20	9.57
3/12	at Charleston Southern	9	5	2	2	1	10	2	0	0	2	0	1	0	0	4-2	5	8	0	7.18	1.72	6.66	9.61
3/12	at Charleston Southern	7	8	12	6	8	6	3	1	0	0	0	1	0	0	15-12	6	8	0	7.22	1.76	6.89	9.49
3/13	at Charleston Southern	9	11	6	5	1	6	1	0	0	1	0	3	1	0	8-6	7	8	0	7.05	1.73	6.45	9.23
3/18	at North Carolina A&T	12½	13	8	5	4	16	3	1	1	2	0	2	0	0	7-8	7	9	0	6.73	1.69	6.12	9.45
3/19	at North Carolina A&T	8	19	16	13	2	6	5	1	4	3	0	3	1	0	4-16	7	10	0	7.18	1.75	5.90	9.30
3/20	at North Carolina A&T	9	3	0	0	6	10	0	0	0	1	0	1	1	0	4-0	8	10	0	6.75	1.70	5.91	9.34
3/25	at Manhattan	8½	6	2	2	1	5	2	0	0	1	0	2	0	0	1-2	8	11	3	6.51	1.66	5.65	9.13
3/26	at Manhattan	9	7	5	4	5	7	1	0	1	0	0	0	1	0	13-5	9	11	4	6.37	1.64	5.62	9.02
3/27	at Manhattan	8	10	6	5	3	9	0	0	1	1	0	3	0	0	1-6	9	12	4	6.34	1.64	5.51	9.07
4/1	at Quinnipiac	8	7	5	1	1	15	1	1	0	0	1	0	0	0	2-5	9	13	4	6.11	1.61	5.32	9.41
4/2	at Quinnipiac	9	11	9	8	6	13	2	0	1	2	0	3	0	0	15-9	10	13	4	6.20	1.62	5.35	9.58
4/3	at Quinnipiac	9	5	4	1	8	11	0	0	0	1	0	1	0	0	5-4	11	13	5	5.97	1.61	5.47	9.64
4/5	CORNELL	9	13	11	11	7	11	4	1	1	2	0	1	0	0	10-11	11	14	5	6.18	1.64	5.54	9.70
4/8	IONA	9	9	6	6	3	15	2	1	2	0	0	0	0	0	12-6	12	14	5	6.17	1.63	5.43	9.92
4/9	IONA	9	4	3	2	6	8	0	0	0	2	0	1	1	0	13-3	13	14	5	6.01	1.61	5.46	9.84
4/10	IONA	9	9	4	4	2	10	1	0	0	1	0	2	1	0	12-4	14	14	5	5.93	1.59	5.32	9.85
4/12	at St. Bonaventure	9	9	1	1	0	7	1	0	0	0	0	0	0	0	11-1	15	14	5	5.75	1.57	5.13	9.74
4/14	MARIST	9	13	12	11	3	15	3	1	2	0	0	1	1	0	17-12	16	14	6	5.94	1.58	5.05	9.93
4/15	MARIST	9	14	18	7	12	9	2	0	0	1	0	3	0	0	17-18	16	15	6	5.97	1.62	5.29	9.90
4/16	MARIST	9	6	3	2	7	8	1	0	0	2	0	1	0	0	11-3	17	15	6	5.84	1.62	5.35	9.84
4/20	at Niagara	8	9	3	3	3	8	1	0	1	0	0	1	0	0	1-3	17	16	6	5.77	1.61	5.29	9.81
4/23	at Ohio																						
4/23	at Ohio																						
4/26	ST. BONAVENTURE																						
4/29	at Siena																						
4/30	at Siena																						
5/1	at Siena																						
5/6	NIAGARA																						
5/7	NIAGARA																						
5/8	NIAGARA																						
5/10	at Binghamton																						
5/13	at Rider																						
5/14	at Rider																						
5/15	at Rider																						
5/18	MONMOUTH																						
5/19	MONMOUTH																						
5/20	MONMOUTH																						
	TOTALS	280½	288	226	180	165	306	50	7	25	36	1	51	15	0	245-226	17	16	6	5.77	1.61	5.29	9.81



2022 CANISIUS BASEBALL GAME NOTES

GAME-BY-GAME PITCHING SITUATIONALS

Date	Opponent	Score	Total H/AB	vs. LHB	vs. RHB	With Runners	Bases Empty	With 2 outs	Rch as Leaff	Gnd Out	Fly Out	ERA
2/18	vs. Pittsburgh	11-3	7-32	3-14	4-18	4-18	3-14	2-10	4-9	3	10	3.00
2/19	vs. Pittsburgh	2-12	10-27	5-13	5-14	7-16	3-11	5-12	4-6	4	9	9.00
2/19	vs. Pittsburgh	0-4	4-27	2-16	2-11	3-11	1-16	4-12	1-8	7	11	7.04
2/20	vs. Pittsburgh	15-7	9-33	4-15	5-18	6-25	3-8	4-12	6-9	6	9	7.03
2/25	at Morehead State	11-4	7-36	5-20	2-16	2-20	5-16	2-11	4-9	4	9	6.37
2/26	at Morehead State	3-4	5-28	3-17	2-11	2-14	3-14	0-7	4-8	4	9	6.00
2/26	at Morehead State	2-5	7-22	2-12	5-10	2-12	5-10	2-7	4-6	6	8	6.00
2/27	at Morehead State	6-2	5-30	2-10	3-20	2-7	3-23	3-10	1-9	3	10	5.43
3/1	at West Virginia	3-17	16-35	11-18	5-17	10-22	6-13	0-6	5-8	8	10	6.85
3/4	at Liberty	1-4	5-29	5-18	0-11	3-14	2-15	1-9	2-8	4	8	6.49
3/5	at Liberty	3-14	9-33	5-17	4-16	6-17	3-16	2-10	3-8	6	9	7.24
3/6	at Liberty	5-14	13-34	7-17	6-17	8-21	5-13	3-11	5-8	9	5	7.67
3/12	at Charleston Southern	4-2	5-31	3-9	2-22	3-12	2-19	1-9	2-9	10	7	7.18
3/12	at Charleston Southern	15-12	8-31	3-7	5-24	4-18	4-13	3-11	2-7	7	8	7.22
3/13	at Charleston Southern	8-6	11-35	3-7	8-28	6-18	5-17	3-11	5-9	9	8	7.05
3/18	at North Carolina A&T	7-8	13-49	5-21	8-28	8-26	5-23	7-19	6-13	11	9	6.73
3/19	at North Carolina A&T	4-16	19-41	9-16	10-25	13-29	6-12	8-15	6-8	8	9	7.18
3/20	at North Carolina A&T	4-0	3-28	3-13	0-15	1-13	2-15	1-9	3-9	8	7	6.75
3/25	at Manhattan	1-2	6-29	3-12	3-17	3-11	3-18	0-7	4-9	5	14	6.51
3/26	at Manhattan	13-5	7-33	1-15	6-18	4-18	3-15	1-10	5-9	9	10	6.37
3/27	at Manhattan	1-6	10-29	6-13	4-16	5-13	5-16	3-10	4-8	6	7	6.34
4/2	at Quinnipiac	2-5	7-30	4-17	3-13	3-12	4-18	1-8	2-8	6	3	6.11
4/2	at Quinnipiac	15-9	11-36	4-14	7-22	7-20	4-16	2-9	4-9	5	7	6.20
4/3	at Quinnipiac	5-4	5-32	2-18	3-14	3-16	2-16	1-11	3-9	7	8	5.97
4/5	CORNELL	10-11	13-37	1-4	12-33	6-21	7-16	5-14	6-9	7	7	6.18
4/8	IONA	12-6	9-35	2-5	7-30	4-17	5-18	1-10	4-9	8	4	6.17
4/9	IONA	13-3	4-30	0-4	4-26	2-14	2-16	0-9	3-9	8	10	6.01
4/10	IONA	12-4	9-32	0-3	9-29	7-15	2-17	1-8	4-9	12	1	5.93
4/12	at St. Bonaventure	11-1	9-36	2-12	7-24	3-15	6-21	4-13	1-9	14	6	5.75
4/14	MARIST	17-12	13-40	7-20	6-20	8-21	5-19	5-14	4-9	5	6	5.94
4/15	MARIST	17-18	14-40	10-25	4-15	11-26	3-14	8-19	4-9	7	8	5.97
4/16	MARIST	11-3	6-33	1-18	5-15	3-17	3-16	2-11	2-9	9	10	5.84
4/20	at Niagara	1-3	9-33	3-11	6-22	3-21	6-12	1-9	5-8	7	9	5.77
4/23	at Ohio											
4/23	at Ohio											
4/26	ST. BONAVENTURE											
4/29	at Siena											
4/30	at Siena											
5/1	at Siena											
5/6	NIAGARA											
5/7	NIAGARA											
5/8	NIAGARA											
5/10	at Binghamton											
5/13	at Rider											
5/14	at Rider											
5/15	at Rider											
5/18	MONMOUTH											
5/19	MONMOUTH											
5/20	MONMOUTH											
TOTALS		245-226	288-1086	126-451	162-635	162-570	126-516	86-353	122-283	232	265	5.77
			.265	.279	.255	.284	.244	.244	.431			



2022 CANISIUS BASEBALL GAME NOTES

GAME-BY-GAME INFORMATION

Date	Opponent	Time (ET) Result	CANISIUS				OPPONENTS				Rec.	MAAC	Pos.	GB	Winning Pitcher	Losing Pitcher	Save	Time	Att.
			R	H	E	LOB	R	H	E	LOB									
2/18	vs. Pittsburgh	W, 11-3	11	15	0	6	3	7	0	11	1-0	—	—	—	Matt Duffy (1-0)	Matt Gilbertson (0-1)	—	3:15	333
2/19	vs. Pittsburgh	L, 2-12	2	6	1	8	12	10	0	8	1-1	—	—	—	Billy Corcoran (1-0)	Levi Abbott (0-1)	—	2:16	222
	vs. Pittsburgh	L, 0-4	0	5	1	6	4	4	1	6	1-2	—	—	—	Logan Evans (1-0)	Aaron Duffy (0-1)	Hayden Summers (1)	2:30	227
2/20	vs. Pittsburgh	W, 15-7	15	15	0	10	7	9	2	13	2-2	—	—	—	Peyton Consigli (1-0)	Ben Dragani (0-1)	—	4:09	249
2/25	at Morehead State	W, 11-4	11	16	2	14	4	7	1	11	3-2	—	—	—	Matt Duffy (2-0)	Luke Helton (0-1)	—	3:30	128
2/26	at Morehead State	L, 3-4	3	7	2	8	4	5	0	5	3-3	—	—	—	John Bakke (1-0)	David Yankowski (0-1)	—	2:38	—
	at Morehead State	L, 2-5	2	4	1	4	5	7	1	8	3-4	—	—	—	Alex Kafka (1-0)	Levi Abbott (0-2)	John Bakke (1)	1:45	175
2/27	at Morehead State	W, 6-2	6	12	0	10	2	5	2	3	4-4	—	—	—	Chris Pouliot (1-0)	Matt Bettio (0-1)	—	3:03	165
3/1	at West Virginia	L, 3-17	3	7	3	6	17	16	0	7	4-5	—	—	—	Michael Kilker (1-0)	Justin Guiliano (0-1)	—	3:15	1,356
3/4	at Liberty	L, 1-4	1	7	2	9	4	5	2	9	4-6	—	—	—	Joe Adametz III (2-1)	Matt Duffy (2-1)	Cade Hungate (3)	2:17	1,050
3/5	at Liberty	L, 3-14	3	5	1	7	14	9	1	6	4-7	—	—	—	Trey Gibson (2-0)	Aaron Duffy (0-2)	—	3:04	1,255
3/6	at Liberty	L, 5-14	5	8	3	11	14	13	0	11	4-8	—	—	—	Max Alba (2-0)	Chris Pouliot (1-1)	—	3:31	1,135
3/12	at Charleston Southern	W, 4-2	4	12	1	15	2	5	2	5	5-8	—	—	—	Matt Duffy (3-1)	Jerry Couch (1-2)	Brett Kochanski (1)	2:55	42
	at Charleston Southern	W, 15-12	15	11	6	8	12	8	6	9	6-8	—	—	—	Joe Abramson (1-0)	Connor Yoder (0-1)	Tom Peltier (1)	3:24	108
3/13	at Charleston Southern	W, 8-6	8	10	2	6	6	11	5	6	7-8	—	—	—	Chris Pouliot (2-1)	Evan Truitt (1-3)	Peyton Consigli (1)	3:02	119
3/18	at North Carolina A&T	L, 7-8 (13)	7	15	4	13	8	13	2	11	7-9	—	—	—	Isaiah Brewington (1-0)	Peyton Consigli (1-1)	—	4:28	173
3/19	at North Carolina A&T	L, 4-16	4	16	2	12	16	19	0	8	7-10	—	—	—	Logan Jarosz (2-2)	Aaron Duffy (0-3)	—	3:04	178
3/20	at North Carolina A&T	W, 4-0	4	6	0	7	0	3	0	8	8-10	—	—	—	Chris Pouliot (2-1)	Peyton Winebarger (2-1)	Tom Peltier (2)	2:37	157
3/25	at Manhattan	L, 1-2	1	5	0	7	2	6	2	5	8-11	0-1	T-5	1.0	John Farley (2-0)	Tom Peltier (0-1)	—	2:27	103
3/26	at Manhattan	W, 13-5	13	14	1	14	5	7	1	6	9-11	1-1	T-2	1.0	Chris Pouliot (4-1)	Jordan Warecke (2-2)	Brett Kochanski (2)	3:10	85
3/27	at Manhattan	L, 1-6	1	4	1	7	6	10	2	6	9-12	1-2	T-5	2.0	Kyle Lesler (1-0)	David Yankowski (0-2)	John Farley (3)	2:55	92
4/2	at Quinnipiac	L, 2-5	2	4	3	10	5	7	3	3	9-13	1-3	T-5	2.0	Brandyn Garcia (4-3)	Matt Duffy (3-2)	Anthony Ambrosino (1)	2:39	102
	at Quinnipiac	W, 15-9	15	22	1	13	9	11	1	9	10-13	2-3	T-4	2.0	Chris Pouliot (5-1)	Kevin Seitter (0-5)	—	4:07	167
4/3	at Quinnipiac	W, 5-4	5	9	2	9	4	5	0	10	11-13	3-3	T-4	2.0	David Yankowski (1-1)	Tate Copeland (0-3)	Peyton Consigli (2)	3:24	112
4/5	CORNELL	L, 10-11	10	9	1	8	11	13	1	9	11-14	3-3	T-4	2.0	William Gilbert (1-1)	Levi Abbott (0-3)	Braden Mack (1)	3:27	194
4/8	IONA	W, 12-6	12	11	0	7	6	9	0	6	12-14	4-3	T-3	2.0	Peyton Consigli (2-1)	Alex Hunt (0-1)	—	2:48	138
4/9	IONA	W, 13-3	13	13	1	13	3	4	3	8	13-14	5-3	T-2	1.0	Chris Pouliot (6-1)	Joey Kasper (0-2)	—	3:12	117
4/10	IONA	W, 12-4	12	9	0	6	4	9	1	4	14-14	6-3	T-1	—	David Yankowski (2-1)	Vicente Mendoza (0-5)	—	2:59	113
4/12	at St. Bonaventure	W, 11-1	11	14	1	13	1	9	1	9	15-14	6-3	T-1	—	Levi Abbott (1-3)	Kyle Caringi (0-5)	—	3:05	155
4/14	MARIST	W, 17-12	17	18	1	10	12	13	4	5	16-14	7-3	T-1	—	Matt Duffy (4-2)	Jack Bowery (2-1)	Peyton Consigli (3)	3:22	144
4/15	MARIST	L, 17-18	17	18	4	8	18	14	0	10	16-15	7-4	T-2	1.0	Erubiel Canderlario (5-2)	Chris Pouliot (6-2)	Drake Quinn (3)	3:53	112
4/16	MARIST	W, 11-3	11	15	1	10	3	6	3	11	17-15	8-4	2	1.0	Brett Kochanski (1-0)	Alex Pansini (4-3)	—	3:06	184
4/20	at Niagara	L, 1-3	1	6	0	12	3	9	1	10	17-16	8-4	2	1.0	Kyle Smyth (1-1)	Aaron Duffy (0-4)	Zach Cameron (2)	2:47	281
4/23	at Ohio	12 p.m.																	
	at Ohio	3 p.m.																	
4/26	ST. BONAVENTURE	3 p.m.																	
4/29	at Siena	3 p.m.																	
4/30	at Siena	1 p.m.																	
5/1	at Siena	1 p.m.																	
5/6	NIAGARA	3 p.m.																	
5/7	NIAGARA	12 p.m.																	
5/8	NIAGARA	11 a.m.																	
5/10	at Binghamton	5 p.m.																	
5/13	at Rider	3:30 p.m.																	
5/14	at Rider	1 p.m.																	
5/15	at Rider	12 p.m.																	
5/18	MONMOUTH	12 p.m.																	
5/19	MONMOUTH	12 p.m.																	
5/20	MONMOUTH	3 p.m.																	

