



CANISIUS BASEBALL GAME NOTES

Demske Sports Complex ▶ 2001 Main Street ▶ Buffalo, N.Y. 14208 ▶ Phone: (716) 888-8266
gogriffs.com ▶ @GriffsBaseball ▶ @MAACSports ▶ #Griffs ▶ #MAACBaseball

GOLDEN GRIFFINS

14-14
OVERALL

6-3
MAAC

-/-/-
RANKS (DIB/NCBWA/USAT)



AT



BONNIES

2-20
OVERALL

1-5
ATLANTIC 10

-/-/-
RANKS (DIB/NCBWA/USAT)

Matt Mazurek
HEAD COACH, 5TH SEASON

96-92-1 (.511)
RECORD AT CANISIUS, 5TH SEASON

B.J. Salerno
INTERIM HEAD COACH, 1ST SEASON

2-20 (.091)
RECORD AT ST. BONA, 1ST SEASON

2022 SCHEDULE

DATE	OPPONENT	TV	TIME/RESULT
FEBRUARY (4-4)			
2/18	vs. Pittsburgh	FloSports	W, 11-3
2/19	vs. Pittsburgh (DH)	FloSports	L, 2-12
2/19	vs. Pittsburgh (DH)	FloSports	L, 0-4
2/20	vs. Pittsburgh	FloSports	W, 15-7
2/25	at Morehead State	ESPN+	W, 11-4
2/26	at Morehead State (DH)	ESPN+	L, 3-4 (8 inn.)
2/26	at Morehead State (DH)	ESPN+	L, 2-5 (7 inn.)
2/27	at Morehead State	ESPN+	W, 6-2
MARCH (5-8)			
3/1	at West Virginia	ESPN+	L, 3-17
3/4	at No. 20 Liberty	ESPN+	L, 1-4
3/5	at No. 20 Liberty	ESPN+	L, 3-14
3/6	at No. 20 Liberty	ESPN+	L, 5-14
3/12	at Charleston Southern (DH)		W, 4-2
3/12	at Charleston Southern (DH)		W, 15-12 (7 inn.)
3/13	at Charleston Southern		W, 8-6
3/18	at North Carolina A&T	ESPN+	L, 7-8 (13 inn.)
3/19	at North Carolina A&T		L, 4-16
3/20	at North Carolina A&T	ESPN+	W, 4-0
3/25	at Manhattan*		L, 1-2
3/26	at Manhattan*		W, 13-5
3/27	at Manhattan*		L, 1-6
APRIL (5-2)			
4/2	at Quinnipiac (DH)*		L, 2-5
4/2	at Quinnipiac (DH)*		W, 15-9
4/3	at Quinnipiac*		W, 5-4
4/5	CORNELL	ESPN3	L, 10-11
4/8	IONA*	ESPN3	W, 12-6
4/9	IONA*	ESPN3	W, 13-3
4/10	IONA*	ESPN3	W, 12-4
4/12	at St. Bonaventure	TODAY	
4/14	MARIST*	ESPN3	2:30 p.m.
4/15	MARIST*	ESPN3	3 p.m.
4/16	MARIST*	ESPN3	2:30 p.m.
4/23	at Ohio (DH)		12 p.m.
4/26	ST. BONAVENTURE	ESPN3	3 p.m.
4/29	at Siena*		3 p.m.
4/30	at Siena*		1 p.m.
MAY			
5/1	at Siena*		1 p.m.
5/6	NIAGARA*		3 p.m.
5/7	NIAGARA*		12 p.m.
5/8	NIAGARA*		11 a.m.
5/10	at Binghamton		5 p.m.
5/13	at Rider*		3 p.m.
5/14	at Rider*		1 p.m.
5/15	at Rider*		12 p.m.
5/19	MONMOUTH*		12 p.m.
5/20	MONMOUTH* (DH)		12 p.m.

2022 MAAC BASEBALL CHAMPIONSHIPS
Clover Stadium (Pomona, N.Y.)
5/25-28 MAAC Tournament TBA TBD

Home games in Bold and CAPS
All times Eastern, subject to change

* - Metro Atlantic Athletic Conference (MAAC) Game

GAMES

29

CANISIUS AT ST. BONAVENTURE

Location: Olean, N.Y.
Field: Handler Park
Tuesday, April 12 • 3:00 p.m.

FIRST PITCH

For the first time since 2018, the Canisius baseball team squares off against its longtime Western New York rival St. Bonaventure. First pitch for the midweek non-conference contest from Handler Park at McGraw-Jennings Field is scheduled for 3 p.m.

LAST SERIES

Canisius' offense exploded in its three-game series against Iona this past weekend at the Demske Sports Complex.

The Griffis scored at least 12 runs in each game, combining for 37 runs over the three-game stretch.

As a team, Canisius posted a .324/.477/.637 slash line in the trio of games. Of the 33 hits in the series, 16 went for extra bases (seven doubles, two triples, seven home runs). Four of the team's seven home runs were either grand slams or inside-the-park home runs.

Graduate student **MIKE STEFFAN** went 5-for-7 at the plate (.714) with five runs scored, two home runs and nine RBI. He drew five walks, was hit by three pitches and stole three bases. Sophomore **MAX GRANT** batted .667 (8-of-12) in the series. He scored seven times and had three doubles and a triple with four RBI.

Over 27 innings pitched, the Griffis allowed just 22 hits and struck out 33 batters while issuing just 11 walks. Iona batted .227 off of Canisius pitching in the series.

Freshman **PEYTON CONSIGLI**, junior **CHRIS POULIOT** and senior **DAVID YANKOWSKI** were the winning pitchers for the Blue and Gold.

SERIES HISTORY

This afternoon's contest will mark the 106th time that Canisius and St. Bonaventure are squaring off on the baseball diamond. The Bonnies hold a slight advantage in the series, 53-50-3, dating back to 1954.

Canisius has a 16-5 record over the Bonnies in its last 21 games, dating back to 2007. The Griffis have won each of the last four and seven of the last eight in the series.

HAVING A GRANT OLE TIME

Sophomore **MAX GRANT** was named to DIBaseball's Top 30 list for Division I second baseman last Tuesday (March 29). Grant came in ranked 26th and was the lone MAAC representative on the list.

His team-leading .413 batting average ranks as the second-highest by a Canisius player (minimum 100 ABs) in a season, trailing **KEVIN VOGEL**'s .436 average in 1985.

Grant's career .401 batting average is eight at-bats shy of meeting the criteria to enter the NCAA and Canisius record books.

His average would rank second in Canisius history, trailing Vogel's .402 career clip. Grant would have the third-highest average by an active Division I player, trailing Jackson State's **TY HILL** (.417) and James Madison's **CHASE DeLAUTER** (.402).

RECORD BOOK

HIGHEST CAREER BATTING AVERAGE

Canisius Record Book

Player	AVG	Season(s)
Kevin Vogel	.402	1985-87
Max Grant	.401	2021-22
Greg Dowden	.385	1983-85
Kevin Mailloux	.379	2007-09
Jason Rausch	.374	1990-93

HIGHEST CAREER BATTING AVERAGE

Active Division I Players

Player	School	AVG
Ty Hill	Jackson St.	.417
Chase DeLauter	James Madison	.402
Max Grant	Canisius	.401
Canyon McWilliams	Little Rock	.390
Zach Neto	Campbell	.384



Overall vs. St. Bona: St. Bona leads, 53-50-3
at Canisius: St. Bona leads, 20-18-1
at St. Bonaventure: St. Bona leads, 25-13-1
at Neutral/Unknown Sites: . . Canisius leads, 19-8-1
First Meeting: 1954 — W, 12-7
Last Meeting: 5/6/18 at St. Bona — W, 15-8

LAST 5 GAMES VS. ST. BONAVENTURE

DATE	SITE	RESULT	SCORE
5/4/16	Olean, N.Y.	L	5-8
5/16/17	Buffalo, N.Y.	W	8-4
5/4/18	Buffalo, N.Y.	W	11-0
5/6/18	Olean, N.Y.	W	15-8
5/6/18	Olean, N.Y.	W	6-5

SCOUTING REPORT



.278	<< BATTING AVERAGE	.224
188	<< RUNS	68
46	<< DOUBLES	33
8	<< TRIPLES	6
25	<< HOME RUNS	7
128	<< RBI	61
.380	<< ON-BASE PERCENTAGE	.301
.415	<< SLUGGING PERCENTAGE	.318
41/46 (.891)	<< SB/ATT (SB PCT.)	14/19 (.737)
5.93	<< EARNED-RUN AVERAGE	9.08
259	<< STRIKEOUTS	140
.262	<< OPPONENT BATTING AVG.	.348
1.59	<< WHIP	2.25
.958	<< FIELDING PERCENTAGE	.953

COMMUNICATIONS

MARSHALL HAIM

Athletic Communications Graduate Assistant

Email: haimm@canisius.edu

Phone: (716) 465-4945 (mobile)

2022 CANISIUS BASEBALL ROSTER

ROSTER BY POSITION

PITCHERS (18)

NO.	NAME	POS	B/T	HT	WT.	CLASS	HOMETOWN / PREVIOUS SCHOOL(S)
14	Matt Duffy	RHP	L/R	6'1"	195	So.	Burlington, Ontario / Assumption Catholic Secondary
16	Brett Kochanski	RHP	R/R	5'11"	167	Sr.	Cheektowaga, N.Y. / Cleveland Hill
19	Tom Peltier	LHP	L/L	6'1"	165	Jr.	Wheatfield, N.Y. / Niagara Wheatfield
20	David Yankowski	RHP	R/R	5'10"	180	Sr.	Valatie, N.Y. / Ichabod Crane
21	Levi Abbott	RHP	R/R	6'3"	194	So.	Lethbridge, Alberta / Vauxhall Academy
23	Jeff DeStefano	LHP	R/L	6'2"	207	Gr.	Liverpool, N.Y. / Liverpool
25	Chris Pouliot	LHP	L/L	6'0"	175	Jr.	Boischatel, Québec / Cardinal-Roy Secondary / Pittsburgh
26	Aaron Duffy	RHP	L/R	6'4"	202	Fr.	Burlington, Ontario / Assumption Catholic Secondary
27	Rockne Seidel	RHP	L/R	6'1"	190	Jr.	Edinboro, Pa. / Cathedral Prep
28	Justin Guillano	LHP	L/L	6'4"	210	R-Fr.	Pittsburgh, Pa. / Penn-Trafford
30	Tyler Hoover	LHP	L/L	6'5"	200	Fr.	Pittsburgh, Pa. / Penn-Trafford
31	Tyler Greenleaf	RHP	R/R	6'2"	200	Fr.	Canonsburg, Pa. / Canon-McMillan
32	Andrew Fron	RHP	R/R	6'3"	210	Sr.	Buffalo, N.Y. / Kenmore West
34	Cole Murray	RHP	R/R	6'0"	187	Jr.	Getzville, N.Y. / St. Mary's / Iona / Wells College
35	Alec Ritzenhaller	LHP	L/R	6'3"	193	Sr.	Niskayuna, N.Y. / Niskayuna
38	Lukas Barry	RHP	R/R	6'0"	185	Jr.	Mississauga, Ontario / St. Aloysius Gonzaga / Connors State / Saint Louis
39	Peyton Consigli	RHP	L/R	6'5"	195	Fr.	Fonthill, Ontario / St. Francis High (N.Y.)
40	Joe Abramson	LHP	L/L	5'9"	168	Fr.	Brooklyn, N.Y. / Xavierian

CATCHERS (5)

NO.	NAME	POS	B/T	HT	WT.	CLASS	HOMETOWN / PREVIOUS SCHOOL(S)
5	J.T. Ennen	C	R/R	5'11"	192	R-Fr.	McKinney, Texas / Jesuit College Prep Dallas
10	Mike Mazzara	C	R/R	5'11"	195	R-Sr.	Buffalo, N.Y. / Canisius
13	Jake Zurat	C	R/R	5'10"	196	Gr.	East Amherst, N.Y. / Williamsville North
22	Trevor Henneman	C/1B	R/R	6'0"	208	Sr.	Painted Post, N.Y. / Corning-Painted Post

INFIELDERS (11)

NO.	NAME	POS	B/T	HT	WT.	CLASS	HOMETOWN / PREVIOUS SCHOOL(S)
1	Trent Rumley	INF	R/R	5'7"	170	Fr.	Cowlesville, N.Y. / St. Mary's
2	Gibson Krzeminski	INF/OF	S/R	5'11"	205	Gr.	Tecumseh, Ontario / St. Anne / Iowa Western CC
6	Kyle Kush	INF	L/R	5'9"	165	Sr.	Guelph, Ontario / Guelph Collegiate Vocational Institute
7	Mike Steffan	1B/OF	S/R	6'2"	200	R-Sr.	Williamsville, N.Y. / Williamsville East
8	Max Grant	INF	L/R	6'0"	188	So.	Fredericton, New Brunswick / Vauxhall Academy
12	Kenny Dodson	INF/OF	R/R	5'10"	155	Jr.	Airmont, N.Y. / Suffern
15	Brennan Chisholm	INF/OF	R/R	5'9"	165	Jr.	North Chatham, Mass. / Chesire Academy / Northern Essex CC
17	Vinny Chiarenza	1B/OF	R/R	6'2"	210	Gr.	Grand Island, N.Y. / Canisius / Niagara County CC
24	Josh Niles	INF	R/R	6'3"	185	R-Fr.	St. Thomas, Ontario / St. Joseph's
33	Ethan Hennessy	INF	R/R	6'4"	203	R-Fr.	Norfolk, Va. / Norfolk Academy
37	Alex Terry-Emanuel	INF	R/R	5'10"	180	Fr.	Hyattsville, Md. / The Heights School

OUTFIELDERS (5)

NO.	NAME	POS	B/T	HT	WT.	CLASS	HOMETOWN / PREVIOUS SCHOOL(S)
3	Jack Migliore	OF	R/R	6'0"	190	R-So.	Hamburg, N.Y. / Hamburg
4	Mike DeStefano	OF/INF	L/R	6'0"	170	Jr.	Liverpool, N.Y. / Liverpool
9	Cole Sebastian	OF	R/R	6'0"	170	Fr.	Eldred, Pa. / Otto-Eldred
11	Jackson Strong	OF	L/L	6'1"	185	Fr.	West Seneca, N.Y. / West Seneca East
18	Carlin Dick	OF	L/L	5'8"	215	So.	Abbotsford, British Columbia / Vauxhall Academy
29	Dylan Vincent	OF/1B	L/R	6'0"	215	Sr.	Eldred, Pa. / Olean (N.Y.)

BASEBALL COACHING AND SUPPORT STAFF

HEAD COACH: Matt Mazurek (Canisius '06), 5th Season, 17th with Program

PITCHING/ASSISTANT COACH: Jeremy Hileman (Kutztown '18), 1st Season

ASSISTANT COACH: Garrett Cortright (Canisius '13), 2nd Season, 5th with Program

VOLUNTEER ASSISTANT COACH: Matthew Wells (NYU '18), 1st Season

ATHLETIC TRAINER: Manny Corona (SUNY Brockport '20), 2nd Season

PRONUNCIATION GUIDE

NO.	NAME	PRONUNCIATION
2	Gibson Krzeminski	KRIH-min-skee
3	Jack Migliore	Mig-lee-oar-EE
4	Mike DeStefano	Dih-STE-ah-no
5	J.T. Ennen	Enn-inn
7	Mike Steffan	Stef-INN
10	Mike Mazzara	Muh-zarr-ah
13	Jake Zurat	Zurr-AT
15	Brennan Chisholm	Chizz-umm
16	Brett Kochanski	KO-han-skee

NO.	NAME	PRONUNCIATION
17	Vinny Chiarenza	SHURR-en-zuh
19	Tom Peltier	PELL-teer
20	David Yankowski	Yan-COW-skee
22	Trevor Henneman	Hen-ih-min
23	Jeff DeStefano	Dih-STE-ah-no
25	Chris Pouliot	Pooh-lee-OTT
27	Rockne Seidel	Rock-nee Sigh-dell
28	Justin Guillano	Julee-ahh-no
32	Andrew Fron	Rhymes with yawn

NO.	NAME	PRONUNCIATION
33	Ethan Hennessy	Hen-ih-see
35	Alec Ritzenhaller	Ritz-inn-taylor
39	Peyton Consigli	Kun-sig-lee
40	Joe Abramson	AY-bram-sin
HC	Matt Mazurek	Muh-zurr-ick
AC	Jeremy Hileman	High-uhl-min

NUMERICAL ROSTER

#	NAME	POS	B/T	HT	WT	YR
1	Trent Rumley	INF	R/R	5'7"	170	Fr.
2	Gibson Krzeminski	INF/OF	S/R	5'11"	205	Gr.
3	Jack Migliore	OF	R/R	6'0"	190	R-So.
4	Mike DeStefano	OF/INF	L/R	6'0"	170	Jr.
5	J.T. Ennen	C	R/R	5'11"	192	R-Fr.
6	Kyle Kush	INF	L/R	5'9"	165	Sr.
7	Mike Steffan	1B/OF	S/R	6'2"	200	R-Sr.
8	Max Grant	INF	L/R	6'0"	188	So.
9	Cole Sebastian	OF	R/R	6'0"	170	Fr.
10	Mike Mazzara	C	R/R	5'11"	195	R-Sr.
11	Jackson Strong	OF	L/L	6'1"	185	Fr.
12	Kenny Dodson	INF/OF	R/R	5'10"	155	Jr.
13	Jake Zurat	C	R/R	5'10"	196	Gr.
14	Matt Duffy	RHP	L/R	6'1"	195	So.
15	Brennan Chisholm	INF/OF	R/R	5'9"	165	Jr.
16	Brett Kochanski	RHP	R/R	5'11"	167	Sr.
17	Vinny Chiarenza	1B/OF	R/R	6'2"	210	Gr.
18	Carlin Dick	OF	L/L	5'8"	215	So.
19	Tom Peltier	LHP	L/L	6'1"	165	Jr.
20	David Yankowski	RHP	R/R	5'10"	180	Sr.
21	Levi Abbott	RHP	R/R	6'3"	194	So.
22	Trevor Henneman	C/1B	R/R	6'0"	208	Sr.
23	Jeff DeStefano	LHP	R/L	6'2"	207	Gr.
24	Josh Niles	INF	R/R	6'3"	185	R-Fr.
25	Chris Pouliot	LHP	L/L	6'0"	175	Jr.
26	Aaron Duffy	RHP	L/R	6'4"	202	Fr.
27	Rockne Seidel	RHP	L/R	6'1"	190	Jr.
28	Justin Guillano	LHP	L/L	6'4"	210	R-Fr.
29	Dylan Vincent	OF/1B	L/R	6'0"	215	Sr.
30	Tyler Hoover	LHP	L/L	6'5"	200	Fr.
31	Tyler Greenleaf	RHP	R/R	6'2"	200	Fr.
32	Andrew Fron	RHP	R/R	6'3"	210	Sr.
33	Ethan Hennessy	INF	R/R	6'4"	203	R-Fr.
34	Cole Murray	RHP	R/R	6'0"	187	Jr.
35	Alec Ritzenhaller	LHP	L/L	6'3"	193	Sr.
37	Alex Terry-Emanuel	INF	R/R	5'10"	180	Fr.
38	Lukas Barry	RHP	R/R	6'0"	185	Jr.
39	Peyton Consigli	RHP	L/R	6'5"	195	Fr.
40	Joe Abramson	LHP	L/L	5'9"	168	Fr.

BY STATE / PROVINCE



New York

19



Ontario

7



Pennsylvania

5



Alberta

1



British Columbia

1



Maryland

1



Massachusetts

1



New Brunswick

1



Québec

1



Texas

1



Virginia

1



2022 CANISIUS BASEBALL TV ROSTER



TRENT RUMLEY
INF | FR | COWLESVILLE, N.Y.



GIBSON KRZEMINSKI
INF/OF | GR | TECUMSEH, ONTARIO



JACK MIGLIORE
OF | R-SO | HAMBURG, N.Y.



MIKE DeSTEFANO
OF/INF | JR | LIVERPOOL, N.Y.



J.T. ENNEN
C | R-FR | MCKINNEY, TEXAS




KYLE KUSH
INF | SR | GUELPH, ONTARIO



MIKE STEFFAN
1B/OF | GR | WILLIAMSVILLE, N.Y.



MAX GRANT
INF | SO | FREDERICTON, N.B.




COLE SEBASTIAN
OF | FR | ELDRED, PA.



MIKE MAZZARA
C | R-SR | BUFFALO, N.Y.



JACKSON STRONG
OF | FR | WEST SENECA, N.Y.



KENNY DODSON
INF/OF | JR | AIRMONT, N.Y.



JAKE ZURAT
C | GR | EAST AMHERST, N.Y.




MATT DUFFY
RHP | SO | BURLINGTON, ONTARIO



BRENNAN CHISHOLM
INF/OF | JR | N. CHATHAM, MASS.



BRETT KOCHANSKI
RHP | SR | CHEEKTOWAGA, N.Y.



VINNY CHIARENZA
1B/OF | GR | GRAND ISLAND, N.Y.



CARLIN DICK
OF | SO | ABBOTTSFORD, B.C.



TOM PELTIER
LHP | JR | WHEATFIELD, N.Y.



DAVID YANKOWSKI
RHP | SR | VALATIE, N.Y.



LEVI ABBOTT
RHP | SO | LETHBRIDGE, ALBERTA



TREVOR HENNEMAN
C/1B | SR | PAINTED POST, N.Y.



JEFF DeSTEFANO
LHP | GR | LIVERPOOL, N.Y.




JOSH NILES
INF | R-FR | ST. THOMAS, ONTARIO



CHRIS POULIOT
LHP | JR | BOISCHATEL, QUÉBEC



AARON DUFFY
RHP | FR | BURLINGTON, ONTARIO



ROCKNE SEIDEL
RHP | JR | EDINBORO, PA.



JUSTIN GUILIANO
LHP | R-FR | ELLENVILLE, N.Y.



DYLAN VINCENT
OF/1B | SR | ELDRED, PA.



TYLER HOOVER
LHP | FR | PITTSBURGH, PA.



TYLER GREENLEAF
RHP | FR | CANONSBURG, PA.



ANDREW FRON
RHP | SR | BUFFALO, N.Y.



ETHAN HENNESSY
INF | R-FR | NORFOLK, VA.



COLE MURRAY
RHP | FR | GETZVILLE, N.Y.



ALEC RITZENHALER
LHP | SR | NISKAYUNA, N.Y.



ALEX TERRY-EMANUEL
INF | FR | HYATTSVILLE, MD.



LUKAS BARRY
RHP | JR | MISSISSAUGA, ONTARIO



PEYTON CONSIGLI
RHP | FR | FORT THILL, ONTARIO



JOE ABRAMSON
LHP | FR | BROOKLYN, N.Y.



MATT MAZUREK
HEAD COACH | 5TH SEASON



JEREMY HILEMAN
ASSISTANT COACH | 1ST SEASON



GARRETT CORTRIGHT
ASSISTANT COACH | 2ND SEASON



MATT WELLS
VOLUNTEER ASSISTANT | 1ST SEASON



MANNY CORONA
ATHLETIC TRAINER | 2ND SEASON

2022 CANISIUS BASEBALL GAME NOTES

CANISIUS QUICK FACTS

GENERAL INFORMATION

Location Buffalo, N.Y.
Enrollment 3,120
Founded 1870
Nickname Golden Griffins
School Colors Blue (Pantone 289), Gold (Pantone 124)
Conference Metro Atlantic Athletic Conference (MAAC)
President John J. Hurley
Athletics Director Bill Maher
Athletics Website www.gogriffs.com

HISTORY

Seasons of Baseball 69th
First Season 1954
First Division I Season 1986
All-Time Record (Win %) 976-1180-5 (.453)
MAAC Regular-Season Titles (last) 5 (2019)
MAAC Postseason Tournament Titles (last) 3 (2018)
NCAA Tournament Appearances (last) 3 (2018)
NCAA Tournament Record 0-6
Consecutive NCAA Appearances 1 (2013-2014)
College World Series Appearances None

DEMSKE SPORTS COMPLEX

Year Opened (Seasons) 1989 (34th)
All-Time Record (Win %) 273-247-1 (.525)
Record under Matt Mazurek 37-12 (.755)

COACHING STAFF

Head Coach Matt Mazurek (Canisius '09)
Record at Canisius 96-92-1 (.511)
Overall Record 96-92-1 (.511)
Assistant Coach Jeremy Hileman (Kutztown '18)
..... 1st Season
Assistant Coach Garrett Cortright (Canisius '13)
..... 2nd Season

2021 REVIEW

Overall Record 20-16
MAAC Record (Finish) 17-13 (4th)
Home Record 13-4
Away Record 7-11
Neutral Record 0-1
MAAC Tournament Lost in semifinals to Fairfield
NCAA Tournament N/A

2022 TEAM INFORMATION

Letterwinners Returning / Lost 27 / 12
Newcomers 12
Fr / So / Jr / Sr / Gr 9 / 8 / 9 / 7 / 6

Batters Returning / Lost 17 / 5
Pitcher Returning / Lost 10 / 7

COMMUNICATIONS

Marshall Haim Athletic Communications Graduate Assistant
Office (716) 888-8266
Mobile (716) 465-4945
Email haimm@canisius.edu
Mailing Address Canisius College Athletics
..... 2001 Main Street
..... Buffalo, N.Y. 14208
Twitter/Instagram @GoGriffs
Hashtags #Griffs | #MAACBaseball

NUMBERS TO KNOW

.814

Canisius has a 79-18 record (.814 win percentage) when out-hitting its opponents since head coach **MATT MAZUREK** took over the Canisius program before the 2018 season. The Griffis are currently 12-4 this season when out-hitting their opponents.

Junior **MIKE DeSTEFANO** has reached base in all 28 games to open the season. His streak matches the longest by a Canisius player since **JAKE BURLINGAME**'s 28-game streak last season. DeStefano has registered a hit in 23 of the contests, including 15 of the last 18.

28

62

Canisius is 62-9 when leading after seven innings of play (.873 win percentage) under the tutelage of **MATT MAZUREK**. Canisius is 13-1 this season in those instances, with lone loss coming in last Tuesday's non-league contest against Cornell.


Since 2018, when head coach **MATT MAZUREK** took over the Canisius baseball program, the Griffis have found success scoring in the middle portions of games. From the fourth to sixth innings, Canisius has outscored its opponents by 99 runs, 467-368. In the other six innings (1st-to-3rd and 7th-to-9th), the run differential is plus-42 (715-673).

99

1437

This afternoon's contest is the first meeting between Canisius and St. Bonaventure in 1,437 days. The last time the Griffis and Bonnies faced each other was May 6, 2018, when Canisius came away with a doubleheader sweep in Olean, 15-8 and 6-5.

INFILDER/OUTFIELDER - #7 MIKE STEFFAN



Graduate student **MIKE STEFFAN** batted .714 (5-of-7) in the three-game series against Iona. He hit a pair of home runs — one grand slam and one inside-the-park home run — and had nine RBI. Steffan drew five walks and was hit by three pitches in the series while also swiping three bases.

WHAT IS A GRIFFIN?

The Griffin is a mythical creature of supposed gigantic size that has the head, forelegs and wings of an eagle and the hindquarters, tail and ears of a lion. They are well known for their speed, ability to fly and having eyes like an eagle as well as the strength and courage of a lion.

Griffins have been known for centuries as symbols of strength and vigilance, have been called "The Hounds of Zeus" in Greek mythology and are said to have mastery of both the land and sky.

They are thought to be from India, where the natives of the land made their talons and claws into drinking cups because the talon of a Griffin was said to detect poison in a liquid. Griffins would find gold in the mountains and line their nests with it and as a result, were forced to become great guardians of the nests to keep the hunters away.



CANISIUS



2022 CANISIUS BASEBALL GAME NOTES



AROUND THE MAAC

2022 PLAYERS OF THE WEEK

Feb. 21	Player.....	Mike Steffan (Canisius)
	Pitcher.....	Trey Dombroski (Monmouth)
	Rookie.....	Peyton Consigli (Canisius)
March 1	Player.....	Max Grant (Canisius)
	Pitcher.....	Trey Dombroski (Monmouth)
	Rookie.....	Aaron Duffy (Canisius)
March 8	Player.....	David Bermudez (Manhattan)
	Pitcher.....	Jordan Warecke (Manhattan)
March 15	Player.....	James Harmstead (Monmouth)
	Pitcher.....	Trey Dombroski (Monmouth)
	Rookie.....	Peyton Consigli (Canisius)
March 22	Player.....	Brendan O'Donnell (Rider)
	Pitcher.....	Alex Pansini (Marist)
	Rookie.....	Jay Bant (Monmouth)
March 29	Player.....	Nick Hohenstein (Siena)
	Pitcher.....	Rob Hensey (Monmouth)
	Rookie.....	Dean Ferrara (Fairfield)
April 5	Player.....	David Bermudez (Manhattan)
	Pitcher.....	Collin McVeigh (Fairfield)
	Rookie.....	Peyton Consigli (Canisius)

2022 PRESEASON ALL-MAAC TEAM

Player	Pos	Year	Team
Mike Caruso	C	Gr.	Fairfield
Vinny Chiarenza	1B	Gr.	Canisius
Dixon Black	2B	So.	Monmouth
David Bermudez	3B	Gr.	Manhattan
Dylan Hoy	SS	Jr.	Marist
Carlin Dick	OF	So.	Canisius
Mike Handal	OF	Sr.	Fairfield
Brian Hart	OF	Sr.	Marist
Ryan McGee	OF	Sr.	Siena
Matt Padre	DH	Gr.	Manhattan
Max Grant	UTIL	So.	Canisius
Trey Dombroski	P	Jr.	Monmouth

Preseason Player of the Year: Mike Caruso (Fairfield)

2022 MAAC BASEBALL STANDINGS

Standings through games played on April 10, 2022

SCHOOL	MAAC			OVERALL			H	A	N	STRK	RPI
	W-L	PCT	GB	W-L	PCT						
Monmouth	6-0	1.000	—	15-14	.517		7-0	4-11	4-3	W3	209
Rider	5-1	.833	1	16-13	.552		3-3	10-9	3-1	W2	118
Marist	6-3	.667	1½	16-10	.615		4-2	11-7	1-1	W4	177
Manhattan	6-3	.667	1½	15-13	.536		5-2	8-10	2-1	W2	195
Fairfield	6-3	.667	1½	15-14	.517		5-0	8-11	2-3	L2	116
Canisius	6-3	.667	1½	14-14	.500		3-1	9-11	2-2	W3	183
Siena	5-4	.556	2½	8-22	.267		5-4	3-18	0-0	L2	253
Quinnipiac	1-5	.167	5	6-19	.240		1-2	5-17	0-0	L5	248
Saint Peter's	1-5	.167	5	4-24	.143		1-2	3-21	0-1	L5	273
Niagara	0-6	.000	6	2-24	.077		0-0	2-22	0-2	L13	296
Iona	0-9	.000	7½	0-27	.000		0-6	0-21	0-0	L27	284

STEFFAN RIGHT UP

Graduate student **MIKE STEFFAN** has been a force offensively for Canisius as of late, registering a .550 batting average in his last six games (11-of-20). During the stretch, he has had two doubles, three home runs and driven in 14 runs. He has also drawn five walks, been hit by four pitches and had three steals.

WHEN IT WINS, IT POURS

In its 14 wins this season, Canisius has scored 144 runs (10.3 runs per game) compared to 44 runs in its 14 losses (3.1 per game).

The Griffis have registered a double-digit win total in nine games and have scored at least 12 runs in five of its last six victories. Canisius, as a team, is batting at a .359 clip (69-of-192) in that stretch while posting an on-base percentage of .477 and a slugging percentage of .609, leading to a 1.086 OPS. Of the team's 69 hits in the span, 27 have gone for extra bases (15 doubles, three triples, nine home runs).

The seven wins with at least 12 runs scored is the most in a single season by a Canisius team since the 2018 season, when the Griffis had nine such games.

THANK YOU, NEXT

First-year pitching coach **JEREMY HILEMAN** has played a pivotal role in the success Canisius has had on the pitching mound so far this season.

Through the team's first 28 games, the Canisius pitching staff has posted 15 games with a double-digit strikeout total, including a streak that featured five consecutive games with at least 11 punchouts.

As a team, Canisius has a strikeout-per-9-inning ratio of 9.85, which leads the MAAC and ranks 55th amongst Division I programs.

Canisius currently has four pitchers that have pitched at least 15 innings and has a strikeout-per-9-inning ratio of at least 10.0. Senior **BRETT KOCHANSKI** has a team-leading 12.18 figure while sophomore **MATT DUFFY** (11.55), junior **TOM PELTIER** (11.39) and freshman **PEYTON CONSIGLI** (10.80) are the others.

OH, CANADA!

With the Canadian border mere miles from campus, Canisius unsurprisingly has one of the highest composition of Canadians on a Division I roster this season.

Per research conducted by the *Canadian Baseball Network*, Canisius has the second-most Canadians this season. Only the Griffis' longtime rival, Niagara, has more (19).

Sacramento State and VCU each have the third-most Canadian-born players on their rosters with six apiece. Illinois State, Marshall and South Carolina Upstate all have four Canadians, good for the fifth-most in Division I baseball.

NO LEAD IS SAFE...

In the nightcap of the team's doubleheader at Charleston Southern on March 12, Canisius trailed 11-0 after the third, only to post a 15-12 come-from-behind victory.

The Griffis are one of two Division I programs to overcome a 10-run deficit this season, joined by Austin Peay, who trailed Boston College by 10, 11-1, after the top of the fifth. The Governors prevailed in eight innings, 18-17, as Austin Peay plated 17 of its 18 runs in the final five innings to earn a walk-off victory.

Canisius' victory was the second time in program history the Griffis avenged a double-digit deficit. The only other instance came on March 25, 2014, when the Griffis avenged a 10-0 lead by Buffalo.

STATUS QUO

MATT MAZUREK is entering his fifth season as Canisius' head coach and his 17th overall season with the team. Mazurek is just the fourth Canisius head coach since 1977 and already ranks third in career wins (93).

Mazurek spent two seasons as a player (2005-06) before spending 10 as a volunteer assistant and assistant coach under the program's all-time wins leader **MIKE MCRAE**.

OH, CANADA

MOST CANADIAN-BORN PLAYERS	
SCHOOL	# OF CANADIANS
Niagara	19
Canisius	11
Sacramento State & VCU	6
Illinois State, Marshall & USC Upstate	4

NEVER OUT

TEAMS TO AVENGE 10-RUN DEFICITS	
SCHOOL	OPP. DEF. RES.
Canisius	Christn Sthrn 11 W, 15-12
Austin Peay	Boston College 10 W, 18-17



2022 CANISIUS BASEBALL GAME NOTES

GRIFFS IN THE RANKINGS

BASEBALL AMERICA

Updated as of 4/11/22		
RK	SCHOOL	REC
1.	Tennessee	31-1
2.	Miami (FL)	26-6
3.	Oklahoma State	23-9
4.	Texas Tech	26-8
5.	Oregon State	24-7
6.	Virginia	26-6
7.	Arkansas	23-7
8.	Texas	24-10
9.	Louisville	23-8
10.	Notre Dame	20-5
11.	Stanford	17-10
12.	Florida	24-8
13.	UCLA	21-9
14.	Southern Mississippi	23-8
15.	Gonzaga	21-8
16.	Arizona	22-10
17.	Auburn	22-10
18.	Texas State	24-9
19.	Florida State	18-13
20.	Dallas Baptist	21-10
21.	Oregon	21-11
22.	Maryland	25-7
23.	Wake Forest	25-7
24.	LSU	23-9
25.	Wofford	24-9

Teams in bold italics denote 2022 opponent

D1 BASEBALL

Updated as of 4/11/22		
RK	SCHOOL	REC
1.	Tennessee	31-1
2.	Miami (FL)	26-6
3.	Oregon State	24-7
4.	Texas Tech	27-8
5.	Oklahoma State	23-9
6.	Arkansas	23-7
7.	Texas	24-10
8.	Virginia	26-6
9.	Louisville	23-8
10.	Notre Dame	20-5
11.	Southern Mississippi	23-8
12.	UCLA	22-9
13.	Georgia	24-8
14.	Gonzaga	24-8
15.	LSU	23-9
16.	Dallas Baptist	21-10
17.	Auburn	22-10
18.	Connecticut	24-7
19.	Texas State	24-9
20.	Arizona	22-10
21.	Virginia Tech	20-8
22.	Stanford	17-10
23.	Florida	21-11
24.	Alabama	21-12
25.	Ole Miss	19-12

Teams in bold italics denote 2022 opponent

NCBWA

Updated as of 4/4/22		
RK	SCHOOL	REC
1.	Tennessee	27-1
2.	Arkansas	21-5
3.	Virginia	25-3
4.	Texas Tech	24-6
5.	Oregon State	20-7
6.	Ole Miss	19-8
7.	Oklahoma State	20-8
8.	Texas	21-9
9.	Arizona	21-7
10.	Vanderbilt	20-7
11.	Georgia	22-6
12.	Miami (FL)	21-6
13.	Notre Dame	16-5
14.	Texas State	23-6
15.	Louisville	21-7
16.	LSU	19-9
17.	Gonzaga	18-7
18.	TCU	19-9
19.	UCLA	19-8
20.	Florida State	16-11
21.	North Carolina	20-8
22.	Stanford	14-9
23.	Florida	18-10
24.	Maryland	22-6
25.	Connecticut	19-7
26.	Southern Mississippi	19-8
27.	Dallas Baptist	17-10
28.	Georgia Tech	18-11
29.	N.C. State	18-9
30.	Oregon	18-10

Teams in bold italics denote 2022 opponent

COLLEGIATE BASEBALL

Updated as of 4/11/22		
RK	SCHOOL	REC
1.	Tennessee	31-1
2.	Miami (FL)	26-6
3.	Louisville	23-8
4.	Oklahoma State	23-9
5.	Virginia	26-6
6.	Arkansas	23-7
7.	Notre Dame	20-5
8.	Texas Tech	27-8
9.	UCLA	22-9
10.	Texas	24-10
11.	Vanderbilt	22-9
12.	Arizona	22-10
13.	Georgia	24-8
14.	Auburn	22-10
15.	Stanford	17-10
16.	Oregon State	24-7
17.	LSU	23-9
18.	Texas State	24-9
19.	UC Santa Barbara	21-8
20.	Florida	21-11
21.	Oregon	21-11
22.	Rutgers	25-6
23.	Wake Forest	25-7
24.	West Virginia	20-10
25.	Connecticut	24-7
26.	Cal Poly	20-12
27.	Southern Mississippi	23-8
28.	Gonzaga	21-8
29.	Grand Canyon	23-11
30.	Central Michigan	18-10

Teams in bold italics denote 2022 opponent

USA TODAY

Updated as of 4/11/22		
RK	SCHOOL	REC
1.	Tennessee	31-1
2.	Oregon State	24-7
3.	Miami (FL)	26-6
4.	Texas Tech	27-8
5.	Arkansas	23-7
6.	Oklahoma State	23-9
7.	Texas	24-10
8.	Virginia	26-6
9.	Notre Dame	20-5
10.	Georgia	24-8
11.	Louisville	23-8
12.	LSU	23-9
13.	UCLA	22-9
14.	Southern Mississippi	23-8
15.	Gonzaga	21-8
16.	Arizona	22-10
17.	Vanderbilt	22-9
18.	Florida	21-11
19.	Dallas Baptist	21-10
20.	Texas State	24-9
21.	Connecticut	19-7
22.	Auburn	22-10
23.	Stanford	17-10
24.	Maryland	22-6
25.	Wake Forest	25-7

Teams in bold italics denote 2022 opponent

PERFECT GAME

Updated as of 4/11/22		
RK	SCHOOL	REC
1.	Tennessee	31-1
2.	Miami (FL)	26-6
3.	Oklahoma State	23-9
4.	Notre Dame	20-5
5.	Oregon State	24-7
6.	Texas Tech	27-8
7.	Texas	24-10
8.	Virginia	26-6
9.	Arkansas	23-7
10.	Gonzaga	21-8
11.	Southern Mississippi	23-8
12.	Louisville	23-8
13.	UCLA	22-9
14.	Connecticut	24-7
15.	LSU	23-9
16.	Georgia	24-8
17.	Virginia Tech	20-8
18.	Dallas Baptist	21-10
19.	Auburn	22-10
20.	Arizona	22-10
21.	TCU	22-11
22.	Oregon	21-11
23.	Grand Canyon	23-11
24.	Vanderbilt	20-7
25.	Ole Miss	19-12

Teams in bold italics denote 2022 opponent

GRIFFS AGAINST TOP-25 OPPONENTS

Date	NCBWA	USA TODAY	SCHOOL	RESULT	SCORE
3/13/07		13	at Kentucky	L	2-13
3/14/07		13	at Kentucky	L	10-12
3/18/09		21	at Virginia	L	3-11
5/31/13		4	at North Carolina	L	3-6
2/16/14		8	at N.C. State	W	3-0
2/17/14		8	at N.C. State	L	4-11
2/14/15		20	vs. Maryland	L	4-8
5/30/15		10	at Missouri State	L	1-14
2/19/16		25	vs. Michigan	L	0-9
2/20/16		25	vs. Michigan	L	2-6
2/20/16		25	vs. Michigan	L	0-3
2/21/16		25	vs. Michigan	L	3-9
3/4/18		—	at N.C. State	W	3-2
6/1/18		9	at Minnesota	L	1-10
3/4/21		22	at Liberty	L	1-4
3/5/21		22	at Liberty	L	3-14
3/6/21		22	at Liberty	L	5-14



2022 CANISIUS BASEBALL GAME NOTES

RECORD BY ORDER (STARTS)

Player	1	2	3	4	5	6	7	8	9
Chiarenza		0-1	5-9	3-3	3-1		1-0		
Chisholm		3-0							
DeStefano	10-7	0-1		2-3	2-3				
Dick	4-6					2-3	1-1	2-1	2-0
Dodson						2-1	1-1		0-2
Ennen									
Grant		10-11	4-2	0-1					
Henneman									2-6
Hennessy									
Krzeminski		1-1			2-0	4-4	0-3		
Kush							6-5	7-9	
Mazzara							0-1	3-1	9-6
Migliore									
Niles					1-2	1-1	4-2		
Rumley									
Sebastian								1-0	
Steffan			3-3	9-6	1-2				
Strong	0-1							0-1	1-0
Terry-Emanuel									
Vincent					4-6	5-4	0-1	1-2	
Zurat			2-0	0-1	1-0	0-1	1-0		

RECORD BY POSITION (STARTS)

Player	C	1B	2B	3B	SS	LF	CF	RF	DH
Chiarenza	12-12								0-2
Chisholm				2-0				1-0	
DeStefano							14-14		
Dick						10-11		1-0	
Dodson			1-3		1-0	1-1			
Ennen									
Grant			13-11	1-3					
Henneman	2-6								
Hennessy									
Krzeminski				6-7					1-1
Kush						13-14			
Mazzara	12-8								
Migliore									
Niles				5-4					1-1
Rumley									
Sebastian								1-0	
Steffan	2-2					3-1			8-8
Strong						0-1		1-1	
Terry-Emanuel									
Vincent								10-13	
Zurat									4-2

GRIFF TRENDS

UNDER CATEGORY 2022... MAZUREK
 Overall 14-14 96-92-1

MAAC Opponents 6-3 65-38
 MAAC Regular Season 6-3 56-31

Non-Conference Opp 8-11 31-54-1
 vs. Power 5 Opp 2-3 6-21
 vs. Non-Power 5 Opp 6-8 25-33-1

Home 3-1 37-12
 Away 9-11 49-67-1
 Neutral 2-2 10-13

Day Games (before 5 p.m.) 13-14 91-90-1
 Night Games (5 p.m. or later) 1-0 5-2

February 4-4 14-18
 March 5-8 25-34-1
 April 5-2 34-19
 May 0-0 23-19
 June 0-0 0-2

Scoring 0-2 Runs 0-7 1-42-1
 Scoring 3-5 Runs 3-5 27-34
 Scoring 6-9 Runs 2-1 28-9
 Scoring 10+ Runs 9-1 40-7

Allowed 0-2 Runs 3-1 37-6-1
 Allowed 3-5 Runs 6-5 43-30
 Allowed 6-9 Runs 4-2 11-26
 Allowed 10+ Runs 1-6 5-30

Leading after Six innings 12-1 80-15-1
 Trailing after Six innings 1-11 6-63
 Tied after Six innings 1-2 10-13

Leading after Seven innings 13-1 62-9
 Trailing after Seven innings 0-9 5-54
 Tied after Seven innings 0-1 5-8

Leading after Eight innings 13-0 65-7
 Trailing after Eight innings 0-8 3-57
 Tied after Eight innings 0-3 4-7

Griffs with No Home Runs 4-9 44-60-1
 Griffs Hit A Home Run 10-5 52-32
 Hits One Home Run 3-4 32-24
 Hits Multiple Home Runs 7-1 20-8

Griffs Are Errorless 6-1 37-27
 Griffs Have An Error 8-13 59-65-1
 Griffs Have One Error 4-6 38-27-1
 Griffs Have Multiple Errors 4-7 21-38

Out-hit Opponent 12-4 79-18
 Out-hit by Opponent 1-10 10-67-1
 Hits Equal 1-0 7-7

Griffs Score First 9-6 60-34
 Opponents Score First 5-8 36-58-1

Extra-inning Games 0-2 4-11
 One-Run Games 1-4 19-34
 Two-Run Games 2-0 12-8
 Five-Plus-Run Games 8-6 47-33
 Shutouts 1-1 9-9

BIG GAMES

MULTI-HIT GAMES

Player	2	3	4+	S	C
Chiarenza	5	2	—	7	20
Chisholm	3	—	—	3	3
M.DeStefano	11	2	—	13	20
Dick	2	1	—	3	10
Dodson	3	—	—	3	5
Ennen	—	—	—	—	—
Grant	8	5	2	15	25
Henneman	3	—	—	3	8
Hennessy	—	—	—	—	—
Krzeminski	4	1	—	5	13
Kush	5	2	—	7	13
Mazzara	3	—	—	3	9
Migliore	—	—	—	—	—
Niles	3	—	—	3	3
Rumley	—	—	—	—	—
Sebastian	—	—	—	—	—
Steffan	7	2	1	10	24
Strong	—	—	—	—	—
Terry-Emanuel	—	—	—	—	—
Vincent	8	1	1	10	22
Zurat	—	1	—	1	2

S = Season; C = Career

MULTI-RBI GAMES

Player	2	3	4+	S	C
Chiarenza	3	1	1	5	14
Chisholm	—	—	—	—	—
M.DeStefano	5	1	2	8	9
Dick	2	—	—	2	4
Dodson	1	—	—	1	3
Ennen	—	—	—	—	—
Grant	4	1	—	5	9
Henneman	—	—	—	—	1
Hennessy	—	—	—	—	—
Krzeminski	1	1	—	2	7
Kush	2	—	—	2	6
Mazzara	—	—	—	—	2
Migliore	—	—	—	—	—
Niles	3	1	—	4	4
Rumley	—	—	—	—	—
Sebastian	—	—	—	—	—
Steffan	4	1	3	8	16
Strong	—	—	—	—	—
Terry-Emanuel	—	—	—	—	—
Vincent	1	—	—	1	5
Zurat	—	—	—	—	1

S = Season; C = Career

HIT STREAKS

Player	Active	Season	Career
Chiarenza	5	6	6
Chisholm	—	5	5
M.DeStefano	—	6	6
Dick	1	3	5
Dodson	—	3	6
Ennen	—	—	—
Grant	3	8	8
Henneman	2	2	5
Hennessy	—	—	—
Krzeminski	—	4	6
Kush	1	5	6
Mazzara	1	5	5
Migliore	—	—	—
Niles	4	4	4
Rumley	—	—	—
Sebastian	—	1	1
Steffan	6	6	7
Strong	—	1	1
Terry-Emanuel	—	—	—
Vincent	—	7	7
Zurat	—	1	2

Figures denote length of longest streak

NOTABLE PERFORMANCES

WALK-OFF WINS

Date	Opponent	Inn.	Play
------	----------	------	------

SHUTOUTS

Date	Opponent	Pitchers
------	----------	----------

3/20  North Carolina A&T Pouliot, Yankowski, Peltier



2022 CANISIUS BASEBALL GAME NOTES

BATTING BY MONTH

Month	AVG	G	AB	R	H	2B	3B	HR	RBI	TB	SLG	BB	HBP	SO	GDP	OBP	SF	SH	SB	ATT
February	.290	8	276	50	80	7	1	8	45	113	.409	33	5	64	7	.372	3	0	9	9
March	.255	13	470	69	120	18	5	5	57	163	.347	60	11	124	6	.350	4	2	16	18
April	.306	7	252	69	77	21	2	12	63	138	.548	43	12	68	2	.430	0	2	16	18
May																				
TOTALS	.278	28	998	188	277	46	8	25	165	414	.415	136	28	256	15	.377	7	4	41	45

BATTING BY RESULT

Result	AVG	G	AB	R	H	2B	3B	HR	RBI	TB	SLG	BB	HBP	SO	GDP	OBP	SF	SH	SB	ATT
Win	.330	14	531	144	175	30	6	19	125	274	.516	85	14	125	7	.431	5	3	28	30
Loss	.218	14	467	44	102	16	2	6	40	140	.300	51	14	131	8	.313	2	1	13	15
TOTALS	.278	28	998	188	277	46	8	25	165	414	.415	136	28	256	15	.377	7	4	41	45

PITCHING BY MONTH

Month	ERA	W-L	G	SHO	SV	IP	H	R	ER	BB	SO	2B	3B	HR	WP	HBP	BK
February	5.43	4-4	8	0	0	63	54	41	38	47	70	12	0	6	9	9	0
March	6.85	5-8	13	1	4	111 $\frac{2}{3}$	125	106	85	60	106	20	3	12	16	28	0
April	4.79	5-2	7	0	1	62	58	42	33	33	83	10	3	4	8	8	1
May																	
TOTALS	5.93	14-14	28	1	5	236 $\frac{2}{3}$	237	189	156	140	259	42	6	22	33	45	1







PITCHING BY RESULT

Result	ERA	W-L	G	SHO	SV	IP	H	R	ER	BB	SO	2B	3B	HR	WP	HBP	BK
Win	3.92	14-0	14	1	5	124	100	67	54	72	144	20	2	6	12	17	0
Loss	8.15	0-14	14	0	0	112 $\frac{2}{3}$	137	122	102	68	115	22	4	16	21	28	1
TOTALS	5.93	14-14	28	1	5	236 $\frac{2}{3}$	237	189	156	140	259	42	6	22	33	45	1

PITCHING BY ROLE

Role	ERA	W-L	G	SHO	SV	IP	H	R	ER	BB	SO	2B	3B	HR	WP	HBP	BK
Starter	5.32	9-9	28	0	—	128 $\frac{2}{3}$	123	93	76	53	141	23	3	12	12	24	1
Reliever	6.67	5-5	28	—	5	108	114	96	80	87	118	19	3	10	21	21	0
TOTALS	5.93	14-14	28	0	5	236 $\frac{2}{3}$	237	189	156	140	259	42	6	22	33	45	1



















BIG INNINGS (5+ RUNS)

Date	Opponent	Inn.	Runs	Hits
2/20	 vs. Pittsburgh	5th	5	4
3/12 (2)	 at Charleston Southern	7th	7	1
4/2 (2)	 at Quinnipiac	5th	5	4
4/5	 vs. Cornell	2nd	5	4
4/8	 vs. Iona	7th	6	2
4/9	 vs. Iona	7th	5	4

HOME RUN NOTABLES

Multi-HR Games (8):	2/18 - G1 - vs. Pittsburgh (3); 2/20 vs. Pittsburgh (2); 3/20 at North Carolina A&T (2); 4/2 - G2 - at Quinnipiac (2); 4/3 at Quinnipiac (2); 4/8 vs. Iona (2); 4/9 vs. Iona (3); 4/10 vs. Iona (2)
Grand Slams (2):	Mike DeStefano, vs. Iona (4/8); Mike Steffan, vs. Iona (4/9)
First Career HRs (2):	Max Grant, at Morehead State (2/25); Brennan Chisholm vs. Iona (4/8)
Ind. Multi-HR Games (1):	Mike Steffan, vs. Pittsburgh (2/18)

INNING-BY-INNING HIGHS

Month	1st	2nd	3rd	4th	5th	6th	7th	8th	9th
Canisius	 2 (4x), Last: 4/3 at QU	 6 3/26 at MAN	 4 4/5 vs. COR	 3 3/1 at WVU	 5 (2x), Last: 4/2 (G2) at QU	 4 4/9 vs. IONA	 6 4/8 vs. IONA	 7 3/12 (G2) at CSU	 2 4/2 (G2) at QU
Opponent	 5 3/12 (G2) at CSU	 7 3/6 at LIB	 6 2/19 (G1) vs. PITT	 5 3/13 at CSU	 4 4/2 (G1) at QU	 5 3/1 at WVU	 6 3/1 at WVU	 4 (2x), Last: 4/5 vs. COR	 4 4/2 (G2) at QU

HOME RUN TRACKER

Date	Opponent	Batter (S/C)	Inn	Type
2/18	Pittsburgh	Steffan (1/4)	5	3-run (RF)
		Steffan (2/5)	7	2-run (RF)
		Krzeminski (1/3)	9	Solo (RF)
2/20 (1)	Pittsburgh	Steffan (3/6)	7	Solo (LF)
		Krzeminski (2/4)	9	Solo (RF)
2/25	Morehead State	Grant (1/1)	7	Solo (RF)
2/26 (1)	Morehead State	Chiarenza (1/10)	3	2-run (RF) ^{GA}
2/26 (2)	Morehead State	Grant (2/2)	6	2-run (RF)
3/6	Liberty	DeStefano (1/2)	5	2-run (RCF)
3/13	Charleston Southern	Grant (3/3)	4	Solo (RF)
3/18	North Carolina A&T	Grant (4/4)	6	Solo (RF) ^{GA}
		DeStefano (2/3)	7	2-Run (RF) ^{GA}
3/20	North Carolina A&T	DeStefano (3/4)	3	2-Run (RF) ^{GA}
4/2 (1)	Quinnipiac	Grant (5/5)	3	Solo (RF) ^{GA}
4/2 (2)	Quinnipiac	DeStefano (4/5)	1	Solo (RF) ^{GA}
		Krzeminski (3/5)	6	Solo (RF)
4/3	Quinnipiac	Steffan (4/7)	1	2-Run (LF) ^{GA}
		Chiarenza (2/11)	2	2-Run (CF)
4/8	Iona	Chisholm (1/1)	3	Solo (LF)
		DeStefano (5/6)	7	Grand Slam (RF)
4/9	Iona	Mazzara (1/2)	2	Solo (RF) ^{GA}
		Steffan (5/8)	6	Grand Slam (LCF)
		DeStefano (6/7)	7	2-Run (CF) ^{ITP}
4/10	Iona	Henneman (1/2)	5	Solo (RF) ^{GT}
		Steffan (6/9)	6	2-Run (LCF) ^{ITP}

NOTE: ^{GA} - Go-Ahead; ^{GT} - Game Tying; ^{ITP} - Inside-The-Park

HOME RUN BREAKDOWN

BY INNING

1	2	3	4	5	6	7	8	9	EX
2	2	4	1	3	5	6	—	2	—

BY INNING

LF	LCF	CF	RCF	RF
3	2	2	1	17

BY BATTING ORDER

1	2	3	4	5	6	7	8	9
6	5	2	4	3	1	2	1	1

BY POSITION

C	1B	2B	3B	SS	LF	CF	RF	DH
2	3	4	5	—	2	6	—	3



2022 CANISIUS BASEBALL GAME NOTES

SERIES HISTORY



AT



ALL-TIME SERIES

ST. BONAVENTURE LEADS, 53-50-3

Buffalo, N.Y.	18-20-1
Olean, N.Y.	13-25-1
Neutral/Unknown Sites.	19-8-1

MOST RUNS - CANISIUS

Buffalo.	24 (24-8), 4/9/08
Olean.	15 (15-8), 5/6/18
Neutral/US.	23 (23-1), 1955

MOST RUNS - ST. BONAVENTURE

Buffalo.	18, (2x), Last: 4/18/02
Olean.	27 (5-27), 4/25/02
Neutral/US.	12 (3-12), 4/27/05

COACHING RECORDS

Matt Mazurek vs. St. Bonaventure

Total.	3-0
at Canisius.	3-0

B.J. Salerno vs. Canisius

Total.	0-0
at St. Bonaventure.	0-0

LARGEST WINNING MARGINS

Canisius

Buffalo.	17 (20-3), 3/29/11
Olean.	7 (15-8), 5/6/18
Neutral/US.	22 (23-1), 1955

St. Bonaventure

Buffalo.	13, (2x), Last: 4/25/01
Olean.	22 (5-27), 4/25/02
Neutral/US.	9 (3-12), 4/27/05

ALL-TIME AGAINST ST. BONAVENTURE

1954.	vs. St. Bonaventure.	W.	12-7
1954.	vs. St. Bonaventure.	W.	9-8
1955.	vs. St. Bonaventure.	W.	23-1
1955.	vs. St. Bonaventure.	W.	6-0
1956.	vs. St. Bonaventure.	W.	11-7
1956.	vs. St. Bonaventure.	W.	12-1
5/7/58.	vs. St. Bonaventure.	W.	4-1
5/13/58.	vs. St. Bonaventure.	W.	8-4
1959.	vs. St. Bonaventure.	L.	0-6
1959.	vs. St. Bonaventure.	L.	0-7
4/30/60.	vs. St. Bonaventure.	W.	7-1
5/4/60.	vs. St. Bonaventure.	W.	11-6
5/3/61.	vs. St. Bonaventure.	W.	9-3
5/16/62.	vs. St. Bonaventure.	L.	4-9
5/16/62.	vs. St. Bonaventure.	W.	7-4
4/30/63.	vs. St. Bonaventure.	T.	5-5
5/12/64.	vs. St. Bonaventure.	L.	3-4
5/17/65.	vs. St. Bonaventure.	L.	5-6
5/17/65.	vs. St. Bonaventure.	W.	4-3
5/11/66.	Olean, N.Y.	L.	3-6
5/11/66.	Olean, N.Y.	L.	1-8
4/28/67.	Buffalo, N.Y.	W.	11-10
4/28/67.	Buffalo, N.Y.	L.	1-13
5/2/68.	vs. St. Bonaventure.	W.	3-0
5/2/68.	vs. St. Bonaventure.	L.	6-7
4/28/70.	Buffalo, N.Y.	W.	6-3
4/28/70.	Buffalo, N.Y.	W.	13-6
4/24/72.	vs. St. Bonaventure.	W.	4-2
4/24/72.	vs. St. Bonaventure.	W.	14-3
4/9/87.	Buffalo, N.Y.	L.	5-7 (8 inn.)
4/9/87.	Buffalo, N.Y.	W.	6-5
3/23/88.	Olean, N.Y.	L.	2-8
4/20/88.	Buffalo, N.Y.	W.	5-4
4/20/88.	Buffalo, N.Y.	W.	11-7
4/11/89.	Olean, N.Y.	W.	6-0
4/26/89.	Buffalo, N.Y.	W.	11-2
4/26/89.	Buffalo, N.Y.	W.	3-2
4/25/90.	Buffalo, N.Y.	L.	3-16
3/17/91.	Olean, N.Y.	L.	1-2
3/17/91.	Olean, N.Y.	L.	5-8
4/9/91.	Buffalo, N.Y.	W.	12-6
4/22/92.	Olean, N.Y.	W.	4-2
4/20/93.	Buffalo, N.Y.	L.	8-12

BATTERS VS. ST. BONAVENTURE

Player	AVG	GP-GS	AB	R	H	2B	3B	HR	RBI	BB	SO	SB	CS
13 Jake Zurat	1.000	1-0	1	0	1	0	0	0	0	0	0	0	0
Totals	1.000		1	0	1	0	0	0	0	0	0	0	0

PITCHERS VS. ST. BONAVENTURE

Player	ERA	W-L	APP	GS	CG	SHO	SV	IP	H	R	ER	BB	SO
23 Jeff DeStefano	54.00	0-0	1	0	0	0/0	0	1	5	6	6	1	0
Totals	54.00	0-0	1	0	0	0/0	0	1	5	6	6	1	0

SCOUTING ST. BONAVENTURE

GLANCING AT THE BONNIES

St. Bonaventure enters today's contest with a 2-20 record and a 1-5 mark in Atlantic 10 play.

This afternoon will be the Bonnies' second home game of the season. St. Bonaventure won its home opener last Tuesday in a non-conference contest against Empire State foe Binghamton, 7-3, snapping its 18-game losing streak to open the season.

BONNIES' LAST SERIES

JACKSON DeJOHN hit a two-run single in the 11th inning for St. Bonaventure, aiding the Bonnies to a 6-4 victory over Atlantic 10 rival Rhode Island last Friday. The Rams, however, were able to come away with the series victory after posting victories on Saturday, 9-3, and in the rubber match on Sunday, 13-1.

STAT LEADERS

DeJohn has a St. Bonaventure-best .305 average in 19 games played this season, while being tied for the team lead in doubles (5) with **PIERCE HENDERSHOT**.

MATTHEW WILLIAMS has the most hits (21) by a Bonnie this season while driving in a team-high 12 runs.

CODY SHIMP has a team-leading 3.86 ERA over two relief appearances. **TRIPP BREEN** has limited opponents to a St. Bonaventure-best .255 batting average in his eight outings, five of which were starts.

4/20/93.	Buffalo, N.Y.	T.	4-4
4/20/94.	Olean, N.Y.	L.	5-13
4/20/94.	Olean, N.Y.	W.	7-3
5/3/94.	Buffalo, N.Y.	W.	5-4
4/26/95.	Buffalo, N.Y.	L.	2-3
4/26/95.	Buffalo, N.Y.	W.	3-2
5/2/95.	Olean, N.Y.	L.	0-6
4/15/97.	Buffalo, N.Y.	W.	18-10
4/22/97.	Olean, N.Y.	W.	11-8
4/22/97.	Olean, N.Y.	W.	11-9
4/1/98.	Buffalo, N.Y.	L.	1-3
4/1/98.	Buffalo, N.Y.	L.	0-3
4/15/98.	Olean, N.Y.	L.	0-3
3/24/99.	Buffalo, N.Y.	L.	7-11
5/4/99.	Olean, N.Y.	L.	7-8 (11 inn.)
5/5/99.	Olean, N.Y.	L.	0-4
4/13/00.	Olean, N.Y.	L.	2-7
4/13/00.	Olean, N.Y.	L.	1-4
4/25/01.	Buffalo, N.Y.	L.	5-18
4/25/01.	Buffalo, N.Y.	L.	8-10
5/2/01.	Olean, N.Y.	L.	3-12
4/18/02.	Buffalo, N.Y.	L.	10-18
4/25/02.	Olean, N.Y.	L.	3-15
4/25/02.	Olean, N.Y.	L.	5-27
3/26/03.	Buffalo, N.Y.	L.	8-11
3/26/03.	Buffalo, N.Y.	L.	1-6
4/16/03.	Olean, N.Y.	T.	3-3
4/16/03.	Olean, N.Y.	L.	10-11
3/31/04.	Buffalo, N.Y.	L.	1-3
3/31/04.	Buffalo, N.Y.	L.	5-7
4/22/04.	Olean, N.Y.	L.	1-8
4/22/04.	Olean, N.Y.	L.	5-12

4/27/04.	Buffalo, N.Y.	L.	5-8
3/30/05.	Buffalo, N.Y.	L.	8-9
3/30/05.	Buffalo, N.Y.	L.	2-10
4/13/05.	Olean, N.Y.	L.	6-7
4/13/05.	Olean, N.Y.	L.	2-13
4/27/05.	Buffalo, N.Y.	L.	3-12
4/26/06.	Buffalo, N.Y.	W.	12-4
5/3/06.	Olean, N.Y.	L.	5-7
4/18/07.	Buffalo, N.Y.	L.	4-5
4/18/07.	Buffalo, N.Y.	L.	5-11
4/25/07.	Buffalo, N.Y.	W.	7-0
2/23/08.	Gastonia, N.C.	W.	11-8
4/9/08.	Buffalo, N.Y.	W.	24-8
4/16/08.	Olean, N.Y.	W.	2-0
4/16/08.	Olean, N.Y.	W.	11-7
3/24/09.	Olean, N.Y.	L.	5-9
4/15/09.	Buffalo, N.Y.	W.	8-5
3/24/10.	Buffalo, N.Y.	L.	6-12
4/27/10.	Olean, N.Y.	L.	2-7
4/27/10.	Olean, N.Y.	W.	7-6
3/29/11.	Buffalo, N.Y.	W.	20-3
4/27/11.	Olean, N.Y.	W.	2-0
4/27/11.	Olean, N.Y.	L.	0-1 (5 inn.)
3/27/12.	Olean, N.Y.	W.	4-3
5/1/12.	Buffalo, N.Y.	W.	10-1
4/30/13.	Olean, N.Y.	L.	6-2
5/4/16.	Olean, N.Y.	L.	5-8
5/16/17.	Buffalo, N.Y.	W.	8-4
5/4/18.	Buffalo, N.Y.	W.	11-0
5/6/18.	Olean, N.Y.	W.	15-8
5/6/18.	Olean, N.Y.	W.	6-5



2022 CANISIUS BASEBALL GAME NOTES

2022 CANISIUS BASEBALL COACHING AND SUPPORT STAFF



MATT MAZUREK '06
HEAD COACH

COACHING HISTORY

2008-09	Canisius (Volunteer Assistant)
2010-17	Canisius (Assistant Coach)
2018-Present	Canisius (Head Coach)

PLAYING HISTORY

2003-04	Jamestown CC
2005-06	Canisius
2007	Joliet Jackhammers (Northern League)
2008-09	Rockford Riverhawks (Frontier League)

YEAR-BY-YEAR RECORD

Year	School	Overall	MAAC
2018	Canisius	35-22 (.614)	16-8 (.667)
2019	Canisius	24-29 (.453)	17-7 (.708)
2020	Canisius	3-11-1 (.233)	---
2021	Canisius	20-16 (.556)	17-13 (.567)
2022	Canisius	14-14 (.500)	6-3 (.667)
Overall		96-92-1 (.511)	56-31 (.644)

MAZUREK'S MILESTONES

OVERALL CAREER

Accolade	Date	Opponent	Result
1st Win	2/17/18	vs. Ohio State	W, 5-4
25th Win	5/4/18	St. Bonaventure	W, 11-0
50th Win	4/13/19	at Marist	W, 4-2
75th Win	5/9/21	vs. Quinnipiac	W, 15-5
Accolade	Date	Opponent	Result
1st Division I Win	2/17/18	vs. Ohio State	W, 5-4
1st True "Road" Win	2/23/18	at W. Carolina	W, 15-4
1st Home Win	3/24/18	vs. Fairfield	W, 5-3
1st Postseason Win	5/23/18	vs. Niagara	W, 5-4
1st MAAC Win	3/24/18	vs. Fairfield	W, 5-3
1st Power 5 Win	2/17/18	vs. Ohio State	W, 5-4
1st Top-25 Win	3/4/18	at 25-N.C. State	W, 3-2

MATT MAZUREK, a 2018 inductee into the Canisius Sports Hall of Fame, is in his fifth season as the head coach of the Golden Griffin baseball team. The 2022 season will be his 16th overall season with the program.

After the 2020 season was halted after 15 games due to the COVID-19 pandemic, Mazurek helped lead the No. 4 seeded Griffis to the final four of the MAAC Baseball Championships. Mazurek's squad had two First Team All-MAAC selections in **VINNY CHIARENZA** and **JAKE BURLINGAME**, while **MAX GRANT** was a three-time honoree being named as a Second Team, All-Rookie and MAAC All-Championship selections. Joining Grant on the All-Rookie Team was **CARLIN DICK** and **MATT DUFFY**.

In his second season at the helm of the program, Mazurek guided the Griffis to finish as Regular Season Co-Champions in 2019, Canisius' first regular-season title since 2014. Mazurek received his first MAAC Coach of the Year Award for his efforts in leading his alma mater to the top of the conference standings. Four players were selected to the All-MAAC Second Team (**ANDREW SIPOWICZ**, **CONNER MORRO**, **STEPHEN BENNETT** and **MARK McKENNA**), while freshman **ANDREW FRON** was named to the MAAC All-Rookie Team. Mazurek's players also earned multiple preseason and midseason accolades, highlighted by **WILL FRANK** (2019 NCBWA Stopper of the Year Preseason Watch List) and **BILLY KRULL** (2019 Buster Posey Award Watch List).

Mazurek led Canisius to the 2018 MAAC Championship title in his first season as the program's skipper, seeing the Blue and Gold advance to the NCAA Regional hosted by Minnesota. It was his third conference title as part of the Canisius coaching staff, serving as an assistant coach for the 2013 and 2015 MAAC Championship teams.

His first season as head coach saw the Golden Griffins rack up numerous awards, including two major conference honors. **J.P. STEVENSON** took home the 2018 MAAC Pitcher of the Year Award and **TYLER SMITH** earned 2018 MAAC Relief Pitcher of the Year. Four players were named All-MAAC selections, including hitters **LIAM WILSON** (First Team), **RYAN STEKL** (First Team), and **GAGE LANNING** (Second Team). Stevenson and Wilson were also selected as All-Americans, while Smith was selected in the eighth round of the 2018 MLB Draft by the Los Angeles Angels, the highest Griff picked since **JOE MAMOTT** in 1994.

Statistically under Mazurek in 2018, Canisius hitters led the MAAC in five individual categories, while Canisius pitchers ranked first in three individual categories. Nationally, Mazurek coached Wilson to the third-most doubles in Division I (27), while Stevenson finished 10th

with his 10 victories on the mound.

Before being promoted to the role of head coach on Sept. 6, 2017, Mazurek spent 10 years as an assistant on **MIKE McRAE'S** coaching staff at Canisius. A former student-athlete at Canisius, Mazurek became just the fourth head coach for the baseball program in the last 40 years.

During his 10-year tenure as an assistant coach, Mazurek served as the program's hitting instructor for eight years, where 11 different Griffis ranked among the MAAC's top-five in batting average. Additionally, Canisius led the MAAC in home runs four times, highlighted by a program-record 90 home runs in 2009 — which ranked 19th in the nation.

A native of Silver Creek, N.Y., Mazurek was a member of the Griffis coaching staff that has helped produce 13 Major League Baseball draft picks since 2009, including seven hitters (**JAKE LUMLEY**, **CONNOR PANAS**, **BRETT SIDDALL**, **SEAN JAMIESON**, **STEVE McQUAIL**, **KEVIN MAILLOUX** and **KEVIN MAHONEY**). Lumley was the 2017 MAAC Player of the Year and finished his career on Main Street as the program's all-time hits leader.

Named Canisius College's Male Athlete of the Year in 2006, Mazurek played two seasons for the Griffis under McRae. A career .355 hitter, he led the squad with a team-best .358 batting average in his senior campaign to go along with 68 hits, 44 RBI and 18 stolen bases.

As a junior in 2005, Mazurek, again, led Canisius in batting average (.351) with 54 hits, seven home runs and 41 RBI.

He was a two-time All-MAAC First Team selection and was officially enshrined into the Canisius Sports Hall of Fame on Jan. 24, 2019 — a part of the Class of 2018.

Before joining Canisius, Mazurek played two seasons at Jamestown Community College, where he earned First Team All-Region honors. He also aided the Jayhawks to the 2004 NJCAA Division III World Series.

After closing out his collegiate career at Canisius, Mazurek played professionally for three seasons. He spent the 2007 season with the Joliet Jackhammers of the Northern League, before playing for the Frontier League's Rockford Riverhawks in 2008 and 2009.

Mazurek graduated from Canisius with his bachelor's degree in physical education in 2006 and he earned his master's degree in sport administration from the College in 2012.

He resides in Tonawanda, N.Y., with his wife, Sara, and two kids — a daughter, Makenna, and son, Maverick.



JEREMY HILEMAN

1st Season with Program

Hileman joins the Canisius baseball program after spending a year at Division II Shippensburg as their pitching coach. He helped develop the pitching staff by evaluating movement and building individualized plans for every pitcher. During his lone year, Hileman improved Shippensburg's team ERA by 1.28 runs and strikeouts per nine innings by 3.5 points.



GARRETT CORTRIGHT

2nd Season at Position, 5th with Program

Former Canisius pitcher Garrett Cortright returns to Main Street for his second season as an assistant coach. A three-year member of the program during the 2011-13 seasons, he compiled a 3.40 ERA and struckout 181 batters in 275.1 innings. Cortright ranks in the top-10 all-time in numerous pitching categories (sixth in ERA, games started, games won and innings pitched. He also ranks ninth in strikeouts.



MATT WELLS

1st with Program

Wells is in his first season as a volunteer assistant coach. He spent eight months as a major league intern with the Seattle Mariners' video department after spending two seasons with the New York Mets as an associate in player development. A 2018 graduate from New York University, Wells earned his bachelor's degree in sports management with concentrations in organizational management, sports media and sports law.



MANNY CORONA

2nd Season

Corona, a graduate of SUNY Brockport in 2020, enters his second year as a graduate assistant athletic trainer.

Prior to arriving on Main Street, Corona gained experience working as an athletic training intern with the Buffalo Bills. He also has experience working with L.I.F.T. and served as a "first aider" at the Empire State Games.



2022 CANISIUS BASEBALL GAME NOTES

INDIVIDUAL GAME HIGHS

BATTING

At-Bats	7, (3x), Last: Mike DeStefano, at Quinnipiac (4/2/22 - G2)
Runs Scored	4, (3x), Last: Vinny Chiarenza, at Charleston Southern (3/12/22 - G2)
Hits	4, (4x), Last: Dylan Vincent, at Manhattan (3/26/22)
Runs Batted In	5, (3x), Last: Mike Steffan, vs. Iona (4/9/22)
Doubles	2, Max Grant, at Quinnipiac (4/3/22)
Triples	1, (8x), Last: Kyle Kush, vs. Iona (4/10/22)
Home Runs	2, Mike Steffan, vs. Pittsburgh (2/18/22)
Walks	3, (6x), Last: Mike Steffan, vs. Iona (4/9/22)
Strikeouts	4, Dylan Vincent, at Quinnipiac (4/2/22 - G1)
Sacrifice Hits	1, (4x), Last: Brennan Chisholm, vs. Iona (4/10/22)
Sacrifice Flies	1, (7x), Last: Mike Steffan, at North Carolina A&T (3/19/22)
Stolen Bases	3, Mike DeStefano, at Morehead State (2/27/22)
Hit By a Pitch	2, Mike Steffan, vs. Iona (4/8/22)
Caught Stealing	1, (5x), Last: Max Grant, vs. Iona (4/9/22)

PITCHING

Innings Pitched	8, Matt Duffy, at Charleston Southern (3/12/22 - G1)
Runs Allowed	9, Levi Abbott, vs. Pittsburgh (2/19/22 - G1)
Earned Runs	9, Levi Abbott, vs. Pittsburgh (2/19/22 - G1)
Walks	7, Levi Abbott, vs. Pittsburgh (2/19/22 - G1)
Strikeouts	12, Matt Duffy, at Quinnipiac (4/2/22 - G1)
Hits Allowed	9, Aaron Duffy, vs. Cornell (4/5/22)
Doubles Allowed	3, Levi Abbott, at North Carolina A&T (3/19/22)
Triples Allowed	1, (6x), Last: Peyton Consigli, vs. Iona (4/8/22)
Home Runs Allowed	2, Levi Abbott, vs. Pittsburgh (2/19/22 - G1)
Wild Pitches	2, (7x), Last: Cole Murray, vs. Iona (4/9/22)
Hit Batsmen	2, (11x), Last: Tom Peltier, vs. Iona (4/10/22)

FIELDING

Putouts	15, (3x), Last: Mike Mazzara, vs. Iona (4/8/22)
Assists	6, Max Grant, at North Carolina A&T (3/20/22)
Errors	2, (4x), Last: Mike Mazzara, at Quinnipiac (4/2/22 - G1)
Passed Balls	1, (12x), Last: Mike Mazzara, vs. Iona (4/9/22)

TEAM GAME HIGHS

BATTING

At-Bats	52, at North Carolina A&T (3/18/22)
Runs Scored	15, (3x), Last: at Quinnipiac (4/2/22 - G2)
Hits	22, at Quinnipiac (4/2/22 - G2)
Runs Batted In	15, vs. Pittsburgh (2/20/22)
Doubles	7, at Quinnipiac (4/2/22 - G2)
Triples	1, (8x), Last: vs. Iona (4/10/22)
Home Runs	3, (2x), Last: vs. Iona (4/9/22)
Walks	13, at Manhattan (3/26/22)
Strikeouts	17, at Liberty (3/6/22)
Sacrifice Hits	1, (4x), Last: vs. Iona (4/10/22)
Sacrifice Flies	2, vs. Pittsburgh (2/20/22)
Stolen Bases	7, at Manhattan (3/26/22)
Hit By a Pitch	3, (3x), Last: vs. Iona (4/9/22)
Caught Stealing	1, (5x), Last: vs. Iona (4/9/22)
Hit into a Double Play	3, vs. Pittsburgh (2/20/22)
Runners Left on Base	15, at Charleston Southern (3/12/22 - G1)

PITCHING

Innings Pitched	12 $\frac{1}{3}$, at North Carolina A&T (3/18/22)
Runs Allowed	17, at West Virginia (3/1/22)
Earned Runs	16, at West Virginia (3/1/22)
Walks	12, vs. Pittsburgh (2/20/22)
Strikeouts	16, at North Carolina A&T (3/18/22)
Hits Allowed	19, at North Carolina A&T (3/19/22)
Doubles Allowed	5, at North Carolina A&T (3/19/22)
Triples Allowed	1, (6x), Last: vs. Iona (4/8/22)
Home Runs Allowed	4, at North Carolina A&T (3/19/22)
Wild Pitches	3, (4x), Last: at North Carolina A&T (3/19/22)
Hit Batsmen	5, at Liberty (3/6/22)

FIELDING

Putouts	37, at North Carolina A&T (3/18/22)
Assists	14, at West Virginia (3/1/22)
Errors	6, at Charleston Southern (3/12/22 - G2)
Passed Balls	2, at Morehead State (2/26/22 - G1)
Double Plays Turned	2, vs. Pittsburgh (2/20/22)
	2, at West Virginia (3/1/22)

2022 JERSEY TRACKER



WHITE
Home: 1-1
Road: 0-0
Neutral: 0-0



GRAY
Home: 0-0
Road: 3-6
Neutral: 0-2



NAVY
Home: 2-0
Road: 5-3
Neutral: 2-0



GOLD
Home: 0-0
Road: 1-2
Neutral: 0-0

Date	Opponent	Result
4/5	vs. Cornell	L, 10-11
4/8	vs. Iona	W, 12-6

Date	Opponent	Result
2/19 (1)	vs. Pittsburgh	L, 2-12
2/19 (2)	vs. Pittsburgh	L, 0-4
2/27	at Morehead State	W, 6-2
3/1	at West Virginia	L, 3-17
3/5	at Liberty	L, 3-14
3/6	at Liberty	L, 5-14
3/12 (1)	at Charleston Southern	W, 4-2
3/12 (2)	at Charleston Southern	W, 15-12
3/19	at North Carolina A&T	L, 4-16
3/25	at Manhattan	L, 1-2
4/2 (1)	at Quinnipiac	L, 2-5

Date	Opponent	Result
2/18	vs. Pittsburgh	W, 11-3
2/20	vs. Pittsburgh	W, 15-7
2/25	at Morehead State	W, 11-4
3/4	at Liberty	L, 1-4
3/13	at Charleston Southern	W, 8-6
3/18	at North Carolina A&T	L, 7-8 (13)
3/20	at North Carolina A&T	W, 4-0
3/26	at Manhattan	W, 13-5
3/27	at Manhattan	L, 1-6
4/2 (2)	at Quinnipiac	W, 15-9
4/9	vs. Iona	W, 13-3
4/10	vs. Iona	W, 12-4

Date	Opponent	Result
2/26 (1)	at Morehead State	L, 3-4
2/26 (2)	at Morehead State	L, 2-5
4/3	at Quinnipiac	W, 5-4



2022 CANISIUS BASEBALL GAME NOTES

THE LAST TIME...

A CANISIUS TEAM SCORED...

10+ Runs in a Game	12, vs. Iona (4/10/22 - W, 12-4)
15+ Runs in a Game	15, at Quinnipiac (4/2/22 - G2 - W, 15-9)
20+ Runs in a Game	21, vs. Saint Peter's (5/12/21 - G2 - W, 21-0 - 7 inn.)
25+ Runs in a Game	32, at Morehead State (3/22/11 - W, 32-17)
30+ Runs in a Game	32, at Morehead State (3/22/11 - W, 32-17)
5+ Runs in an Inning	5, vs. Iona (4/8/22 - B7 - W, 13-3)
6+ Runs in an Inning	6, vs. Iona (4/8/22 - B7 - W, 12-6)
7+ Runs in an Inning	7, at Charleston So. (3/12/22 - G2 - T7 - W, 15-12)
8+ Runs in an Inning	8, vs. Saint Peter's (5/12/21 - G1 - B3 - W, 20-11)
9+ Runs in an Inning	9, at Niagara (4/14/21 - G2 - T4 - W, 20-2 - 7 inn.)
10+ Runs in an Inning	10, vs. IPFW (2/26/17 - T7 - W, 13-6)

A CANISIUS TEAM SCORED...

10+ Runs in 2+ Straight Games	10, vs. Cornell (4/5/22 - L, 10-11) 12, vs. Iona (4/8/22 - W, 12-6) 13, vs. Iona (4/9/22 - W, 13-3) 12, vs. Iona (4/10/22 - W, 12-4) 16, vs. Saint Peter's (4/8/18 - G2 - W, 16-2) 11, at Kent State (4/11/18 - L, 11-13) 13, at Iona (4/14/18 - G1 - W, 13-4) 12, at Iona (4/14/18 - G2 - W, 12-3) 11, at Iona (4/15/18 - G1 - W, 11-0)
10+ Runs in 5+ Straight Games	20, vs. Saint Peter's (5/12/21 - G1 - W, 20-11) 21, vs. Saint Peter's (5/12/21 - G2 - W, 21-0 - 7 inn.) 20, vs. Saint Peter's (5/12/21 - G1 - W, 20-11) 21, vs. Saint Peter's (5/12/21 - G2 - W, 21-0 - 7 inn.)
15+ Runs in 2+ Straight Games	
20+ Runs in 2+ Straight Games	

A CANISIUS TEAM RECORDED...

15+ Hits in a Game	22, at Quinnipiac (4/2/22 - G2 - W, 15-9)
20+ Hits in a Game	22, at Quinnipiac (4/2/22 - G2 - W, 15-9)
25+ Hits in a Game	28, at Morehead State (3/22/11 - W, 32-17)
5+ Doubles in a Game	7, at Quinnipiac (4/2/22 - G2 - W, 15-9)
6+ Doubles in a Game	7, at Quinnipiac (4/2/22 - G2 - W, 15-9)
7+ Doubles in a Game	7, at Quinnipiac (4/2/22 - G2 - W, 15-9)
8+ Doubles in a Game	8, vs. Old Dominion (2/15/15 - W, 8-6)
9+ Doubles in a Game	9, vs. Buffalo (4/4/07 - W, 11-5)
2+ Triples in a Game	3, vs. Saint Peter's (5/12/21 - G2 - W, 21-0 - 7 inn.)
3+ Triples in a Game	3, vs. Saint Peter's (5/12/21 - G2 - W, 21-0 - 7 inn.)
4+ Triples in a Game	4, vs. Manhattan (5/13/17 - G1 - W, 16-5)
3+ Home Runs in a Game	3, vs. Iona (4/9/22 - W, 13-3)
4+ Home Runs in a Game	4, at Rider (4/28/18 - G2 - L, 12-13)
5+ Home Runs in a Game	5, vs. Buffalo (3/7/12 - W, 24-12)
6+ Home Runs in a Game	6, vs. Niagara (5/5/10 - W, 18-17)
7+ Home Runs in a Game	9, vs. Fairfield (5/9/09 - G1 - W, 22-5)
8+ Home Runs in a Game	9, vs. Fairfield (5/9/09 - G1 - W, 22-5)
9+ Home Runs in a Game	9, vs. Fairfield (5/9/09 - G1 - W, 22-5)
Back-to-Back Home Runs	Jake Burlingame and Mike Steffan, vs. Saint Peter's (5/12/21 - B2 - W, 21-0 - 7 inn.)
Drew 10+ Walks in a Game	10, vs. Iona (4/9/22 - W, 13-3)
Drew 15+ Walks in a Game	16, vs. Quinnipiac (5/9/21 - G2 - W, 15-5 - 7 inn.)
Drew 4+ Hit by Pitches in a Game	4, vs. UMass Lowell (2/15/20 - G1 - W, 20-7)
Drew 5+ Hit by Pitches in a Game	7, at Charlotte (2/25/19 - W, 10-5)
Drew 6+ Hit by Pitches in a Game	7, at Charlotte (2/25/19 - W, 10-5)
Drew 7+ Hit by Pitches in a Game	7, at Charlotte (2/25/19 - W, 10-5)
Drew 8+ Hit by Pitches in a Game	8, vs. Niagara (5/11/13 - G2 - W, 22-1)
5+ Stolen Bases in a Game	5, vs. Iona (4/9/22 - W, 13-3)
6+ Stolen Bases in a Game	7, at Manhattan (3/26/22 - W, 13-5)
7+ Stolen Bases in a Game	7, at Manhattan (3/26/22 - W, 13-5)
8+ Stolen Bases in a Game	9, at Longwood (3/9/13 - G1 - W, 8-6)
9+ Stolen Bases in a Game	9, at Longwood (3/9/13 - G1 - W, 8-6)
10+ Stolen Bases in a Game	10, vs. LeMoyné (3/26/05 - G2 - L, 6-7 - 11 inn.)

A CANISIUS PITCHING STAFF...

Threw a Combined No-Hitter	at Iona (3/29/13 - G2 - W, 8-0) Alex Godzak, Rohn Pierce and Jon Fitzsimmons
Shutout an Opponent	at North Carolina A&T (3/20/22 - W, 4-0)
Shutout a MAAC Opponent	vs. Saint Peter's (5/12/21 - G2 - W, 21-0 - 7 inn.)
Posted Back-to-Back Shutouts	at Iona (5/6/17 - G2 - W, 1-0) at Iona (5/7/17 - W, 2-0)
Struck out 10+ Batters	10, vs. Iona (4/10/22 - W, 12-4)
Struck out 11+ Batters	15, vs. Iona (4/8/22 - W, 12-6)
Struck out 12+ Batters	15, vs. Iona (4/8/22 - W, 12-6)
Struck out 13+ Batters	15, vs. Iona (4/8/22 - W, 12-6)
Struck out 14+ Batters	15, vs. Iona (4/8/22 - W, 12-6)
Struck out 15+ Batters	15, vs. Iona (4/8/22 - W, 12-6)
Struck out 16+ Batters	16, at North Carolina A&T (3/18/22 - L, 7-8 - 13 inn.)
Struck out 17+ Batters	19, at Buffalo (4/20/16 - W, 3-1 - 12 inn.)
Struck out 18+ Batters	19, at Buffalo (4/20/16 - W, 3-1 - 12 inn.)
Struck out 19+ Batters	19, at Buffalo (4/20/16 - W, 3-1 - 12 inn.)

A CANISIUS PITCHING STAFF ALLOWED...

10+ Runs in 2+ Straight Games	14, at Liberty (3/5/22 - L, 3-14) 14, at Liberty (3/6/22 - L, 5-14) 10, vs. Monmouth (4/2/17 - W, 11-10) 10, at Marist (4/8/17 - G1 - L, 7-10) 11, at Marist (4/8/17 - G2 - L, 4-11) 13, at Marist (4/9/17 - L, 3-13) 16, at Fairfield (5/2/10 - W, 18-16) 17, vs. Niagara (5/5/10 - W, 18-17 - 10 inn.) 20, vs. Manhattan (5/8/10 - W, 23-20) 21, vs. Central Connecticut State (3/9/03 - L, 8-21) 22, at James Madison (3/10/03 - L, 7-22)
10+ Runs in 4+ Straight Games	
15+ Runs in 2+ Straight Games	
20+ Runs in 2+ Straight Games	

A CANISIUS TEAM DEFENSIVELY...

Committed 5+ Errors in a Game	6, at Charleston Southern (3/12/22 - W, 15-12 - 7 inn.)
Committed 6+ Errors in a Game	6, at Charleston Southern (3/12/22 - W, 15-12 - 7 inn.)
Committed 7+ Errors in a Game	9, vs. St. Bonaventure (4/27/05 - L, 3-12)
Committed 8+ Errors in a Game	9, vs. St. Bonaventure (4/27/05 - L, 3-12)
Committed 9+ Errors in a Game	9, vs. St. Bonaventure (4/27/05 - L, 3-12)
Turned 3+ Double Plays in a Game	3, vs. Manhattan (4/10/21 - G1 - W, 10-3)
Turned 4+ Double Plays in a Game	4, at Morehead State (3/15/09 - G2 - W, 6-4)
Turned 5+ Double Plays in a Game	5, at Mount St. Mary's (3/15/08 - G1 - W, 4-2)
No Errors in 3+ Straight Games	3 games (4/25/21 - 4/26/21)
No Errors in 4+ Straight Games	5 games (3/24/19 - 4/1/19)
No Errors in 5+ Straight Games	5 games (3/24/19 - 4/1/19)

A CANISIUS TEAM...

Had a Game End in a Tie	at Marshall (3/1/20 - G2 - T, 2-2)
Played an Extra-Inning Game	at North Carolina A&T (3/18/22 - L, 7-8 - 13 inn.)
Played a Top-25 Team	at No. 20 Liberty (3/6/22 - L, 5-14)
Defeated a Top-25 Team	at No. 25 N.C. State (3/4/18 - W, 3-2)
Swept a Doubleheader	vs. Saint Peter's (5/12/21)
Swept a 3-Game Series	vs. Iona (4/8/22 - 4/10/22)
Swept a 3-Game MAAC Series	vs. Iona (4/8/22 - 4/10/22)
Swept a 4-Game Series	vs. Manhattan (4/10/21 - 4/11/21)
Swept a 4-Game MAAC Series	vs. Manhattan (4/10/21 - 4/11/21)
Swept in a Doubleheader	at Morehead State (2/26/22)
Swept in a 3-Game Series	at Liberty (3/4/22 - 3/6/22)
Swept in a 3-Game MAAC Series	at Marist (4/8/17 - 4/9/17)
Swept in a 4-Game Series	at Fairfield (3/20/21 - 3/21/21)
Swept in a 4-Game MAAC Series	at Fairfield (3/20/21 - 3/21/21)

Bold denotes occurred during 2022 season



2022 CANISIUS BASEBALL GAME NOTES

THE LAST TIME...

A CANISIUS INDIVIDUAL...

Scored 4+ Runs in a Game	4, Vinny Chiarenza, at Charleston Southern (3/12/22 - G2 - W, 15-12 - 7 inn.)
Scored 5+ Runs in a Game	5, Carlin Dick, vs. Saint Peter's (5/12/21 - G2 - W, 21-0 - 7 inn.)
Recorded 4+ Hits in a Game	4, Dylan Vincent, at Manhattan (3/26/22 - W, 13-5)
Recorded 5+ Hits in a Game	5, Connor Panas, vs. Marist (5/3/15 - W, 16-11)
Recorded 6+ Hits in a Game	6, Ralph Allocco, vs. Morehead State (3/22/11 - W, 32-17)
Recorded 2+ Doubles in a Game	2, Max Grant, at Quinnipiac (4/3/22 - W, 5-4)
Recorded 3+ Doubles in a Game	3, Ryan Stekl, vs. Manhattan (5/13/17 - G1 - W, 16-5)
Recorded 2+ Triples in a Game	2, Chris Guarin, vs. Youngstown State (4/20/11 - W, 11-3)
Had a Multi-HR Game	2, Mike Steffan, vs. Pittsburgh (2/18/22 - W, 11-3)
Had a 3-HR Game	3, Jimmy Luppens, at Ohio (3/16/13 - W, 16-8)
Hit a Grand Slam	Mike Steffan, vs. Iona (4/9/22 - W, 13-3)
Hit an Inside-the-Park Home Run	Mike Steffan, vs. Iona (4/10/22 - W, 12-4)
Recorded 5+ RBI in a Game	5, Mike Steffan, vs. Iona (4/9/22 - W, 13-3)
Recorded 6+ RBI in a Game	6, Vinny Chiarenza, at Monmouth (5/15/21 - G2 - L, 11-12 - 10 inn.)
Recorded 7+ RBI in a Game	7, Ryan Stekl, vs. Siena (4/2/16 - W, 16-4)
Recorded 8+ RBI in a Game	8, Jimmy Luppens, at Ohio (3/16/13 - W, 16-8)
Recorded 9+ RBI in a Game	9, Sean Jamieson, at Morehead State (3/22/11 - W, 32-17)
Drew 3+ Walks in a Game	3, Mike Steffan, vs. Iona (4/9/22 - W, 13-3)
Drew 4+ Walks in a Game	3, Jackson Strong, vs. Iona (4/9/22 - W, 13-3)
Drew 5+ Walks in a Game	4, Carlin Dick, vs. Saint Peter's (5/12/21 - G2 - W, 21-0 - 7 inn.)
Stole 2+ Bases in a Game	5, Christ Conley, vs. Milwaukee (2/18/18 - W, 3-2)
Stole 3+ Bases in a Game	2, Mike DeStefano, at Quinnipiac (4/2/22 - G2 - W, 15-9)
Stole 4+ Bases in a Game	3, Dylan Vincent, at Manhattan (3/26/22 - W, 13-5)
Hit by 2+ Pitches in a Game	4, Connor Panas, at George Mason (4/18/15 - W, 8-2)
Hit by 3+ Pitches in a Game	2, Mike Steffan, vs. Iona (4/8/22 - W, 12-6)
Hit by 4+ Pitches in a Game	3, Jake Burlingame, at Charlotte (2/25/19 - W, 10-5)
Walk-off Hit	4, Ronnie Bernick, vs. Marist (4/27/13 - G1 - W, 10-4)
Walk-off Home Run	Vinny Chiarenza (fielding error), vs. Rider (4/26/21 - W, 5-4)
Recorded a 10-Game Hit Streak	Ryan Stekl (3-run HR), vs. Buffalo (4/11/17 - W, 6-5)
Recorded a 15-Game Hit Streak	10 games, Jacob Martins (5/9/21 - 5/20/21)
Recorded a 20-Game On-Base Streak	18 games, Liam Wilson (3/18/18 - 4/22/18)
Recorded a 25-Game On-Base Streak	28 games, Mike DeStefano (2/18/22 - Present)
Recorded a 30-Game On-Base Streak	28 games, Mike DeStefano (2/18/22 - Present)
Recorded a 40-Game On-Base Streak	57 games, Liam Wilson (4/29/17 - 5/4/18)
Recorded a 40-Game On-Base Streak	57 games, Liam Wilson (4/29/17 - 5/4/18)

A CANISIUS PITCHER...

Threw a 7-Inning No-Hitter	Joe Mamott, vs. Siena (5/2/93 - G1 - W, 6-0)
Threw a 9-Inning No-Hitter	Never
Perfect Game	Never
Threw a 7-Inning Complete Game	Will Frank, at Quinnipiac (5/10/21 - G1 - L, 1-2)
Threw a 9-Inning Complete Game	Matt Duffy, at Fairfield (5/26/21 - W, 4-1)
Threw a 7-Inning Complete Game Shutout	Ryan Boyer, vs. Rider (4/25/21 - G1 - W, 8-0)
Threw a 9-Inning Complete Game Shutout	Rohn Pierce, at East Tennessee State (3/1/14 - W, 2-0)
Pitched 3+ Scoreless Relief Innings	Brett Kochanski (3 IP), at Manhattan (3/26/22 - W, 13-5)
Pitched 3+ Hitless Relief Innings	Brett Kochanski (3 IP), at Manhattan (3/26/22 - W, 13-5)
Pitched 4+ Scoreless Relief Innings	Kyle Warner (5 $\frac{2}{3}$ IP), vs. Marist (5/20/21 - G1 - W, 8-3)
Did not allow a walk (Min. 8 IP)	Andrew Sipowicz (8 IP), vs. Marist (4/13/19 - W, 4-2)
Struck out 10+ Batters	10, Matt Duffy, vs. Iona (4/8/22 - W, 12-6)
Struck out 11+ Batters	12, Matt Duffy, at Quinnipiac (4/2/22 - G2 - L, 2-5)
Struck out 12+ Batters	12, Matt Duffy, at Quinnipiac (4/2/22 - G2 - L, 2-5)
Struck out 13+ Batters	15, Mark West, vs. Saint Peter's (3/25/00 - G1 - W, 9-2)
Struck out 14+ Batters	15, Mark West, vs. Saint Peter's (3/25/00 - G1 - W, 9-2)
Struck out 15+ Batters	15, Mark West, vs. Saint Peter's (3/25/00 - G1 - W, 9-2)

Bold denotes occurred during 2022 season

PLAYER PERFORMANCES

MULTI-HIT GAMES . . . 2022 . . . REC . . . CAREER . . . REC

Chiarenza	7	5-2	20	12-8
Chisholm	3	2-1	3	2-1
M.DeStefano	13	8-5	20	11-9
Dick	3	3-0	10	8-2
Dodson	3	2-1	5	4-1
Ennen	—	0-0	—	0-0
Grant	15	9-6	25	15-10
Henneman	3	2-1	8	4-4
Hennessy	—	0-0	—	0-0
Krzeminski	5	4-1	13	8-5
Kush	7	5-2	13	8-5
Mazzara	3	2-1	9	6-3
Migliore	—	0-0	—	0-0
Niles	3	3-0	3	3-0
Rumley	—	0-0	—	0-0
Sebastian	—	0-0	—	0-0
Steffan	10	8-2	24	19-5
Strong	—	0-0	—	0-0
Terry-Emanuel	—	0-0	—	0-0
Vincent	10	5-5	22	13-9
Zurat	1	1-0	2	2-0

MULTI-RBI GAMES . . . 2022 . . . REC . . . CAREER . . . REC

Chiarenza	5	3-2	14	9-5
Chisholm	—	0-0	—	0-0
M.DeStefano	8	6-2	9	7-2
Dick	2	2-0	4	4-0
Dodson	1	1-0	3	3-0
Ennen	—	0-0	—	0-0
Grant	5	4-1	9	8-1
Henneman	—	0-0	1	1-0
Hennessy	—	0-0	—	0-0
Krzeminski	2	2-0	7	5-2
Kush	2	2-0	6	6-0
Mazzara	—	0-0	2	1-1
Migliore	—	0-0	—	0-0
Niles	4	4-0	4	4-0
Rumley	—	0-0	—	0-0
Sebastian	—	0-0	—	0-0
Steffan	8	7-1	17	12-5
Strong	—	0-0	—	0-0
Terry-Emanuel	—	0-0	—	0-0
Vincent	1	1-0	5	5-0
Zurat	—	0-0	1	1-0

QUALITY STARTS . . . 2022 . . . REC . . . CAREER . . . REC

NOTE: A starting pitcher records a quality start when he pitches at least six innings and allows three earned runs or fewer

Abbott	—	0-0	—	0-0
Abramson	—	0-0	—	0-0
Barry	—	0-0	—	0-0
Consigli	—	0-0	—	0-0
J.DeStefano	—	0-0	—	0-0
A.Duffy	—	0-0	—	0-0
M.Duffy	6	3-3	8	5-3
Fron	—	0-0	3	1-2
Greenleaf	—	0-0	—	0-0
Guiliano	—	0-0	—	0-0
Hoover	—	0-0	—	0-0
Kochanski	—	0-0	—	0-0
Murray	—	0-0	—	0-0
Peltier	—	0-0	1	1-0
Pouliot	2	2-0	2	2-0
Ritzenthaler	—	0-0	—	0-0
Seidel	—	0-0	—	0-0
Yankowski	—	0-0	—	0-0

All records are for games played at Division I level



2022 CANISIUS BASEBALL GAME NOTES

BATTER INFORMATION

#1 TRENT RUMLEY ▶ INF ▶ R/R

5'7" • 170 • FR • COWLESVILLE, N.Y. • ST. MARY'S

- ▶ Four-year letterwinner in baseball at St. Mary's ... finished career with .409 batting average
- ▶ Earned All-Catholic First Team honors in 2019, while aiding Lancers to first Georgetown Cup (Buffalo Catholic baseball title) in 39 years

RUMLEY'S CAREER STATISTICS

YEAR	AVG	GP-GS	AB	R	H	2B	3B	HR	RBI	SB-ATT
2022										
HAS NOT APPEARED IN A GAME										
TOTAL	.000	0-0	0	0	0	0	0	0	0	0-0

#2 GIBSON KRZEMINSKI ▶ INF/OF ▶ S/R

5'11" • 205 • GR • TECUMSEH, ONTARIO • IOWA WESTERN CC

- ▶ Did not appear in any games against Iona
- ▶ Last appearance came last Tuesday as defensive replacement vs. Cornell ... went 0-for-2 with a strikeout
- ▶ 3-for-5 with HR and 3 RBI in nightcap of April 2 DH at Quinnipiac ... 3 RBI matched career high (2/18/20 at West Virginia)
- ▶ Drawn seven walks in last 10 games

KRZEMINSKI'S CAREER STATISTICS

YEAR	AVG	GP-GS	AB	R	H	2B	3B	HR	RBI	SB-ATT
2020	.275	15-14	51	9	14	5	0	1	11	3-4
2021	.216	24-21	74	14	16	4	2	1	11	0-0
2022	.258	20-15	62	11	16	3	1	3	10	1-1
TOTAL	.246	59-50	187	34	46	12	3	5	32	4-5

CAREER HIGHS

At-Bats	7, at Marshall (3/1/20)	5, (6x), Last: at Quinnipiac (4/3)
Runs	3, at North Carolina A&T (3/18/22)	3, at NC A&T (3/18)
Hits	3, at Quinnipiac (4/2/22)	3, at Quinnipiac (4/2)
Doubles	1, (12x), Last: at NC A&T (3/19/22) 1, (3x), Last: at NC A&T (3/19)	
Triples	1, (3x), Last: at North Carolina A&T (3/18/22)	1, NC A&T (3/18)
HR	1, (5x), Last: at Quinnipiac (4/2/22)	1, (3x), Last: at QU (4/2)
RBI	3, (2x), Last: at Quinnipiac (4/2/22)	3, at Quinnipiac (4/2)

#3 JACK MIGLIORE ▶ OF ▶ R/R

6'0" • 190 • R-SO • HAMBURG, N.Y. • HAMBURG

- ▶ Struck out in lone at-bat of season at West Virginia (March 1)

MIGLIORE'S CAREER STATISTICS

YEAR	AVG	GP-GS	AB	R	H	2B	3B	HR	RBI	SB-ATT
2020										
DID NOT APPEAR IN A GAME										
2021	.000	2-0	1	1	0	0	0	0	0	0-0
2022	.000	1-0	1	0	0	0	0	0	0	0-0
TOTAL	.000	3-0	2	1	0	0	0	0	0	0-0

CAREER HIGHS

At-Bats	1, (2x), Last: at West Virginia (3/1/22)	1, at West Virginia (3/1)
Runs	1, vs. Saint Peter's (5/12/21)	—
Hits	—	—
Doubles	—	—
Triples	—	—
HR	—	—
RBI	—	—

#4 MIKE DeSTEFANO ▶ OF/INF ▶ L/R

6'0" • 170 • JR • LIVERPOOL, N.Y. • LIVERPOOL

- ▶ Reached base safely in all 28 games this season ... longest streak since 28-game streak by **JAKE BURLINGAME** last year
- ▶ Hits in 23 of 28 games this season ... has hits in 15 of last 18 and batting at .346 clip in span (27-of-78)
- ▶ 20 RBI in last 13 games ... 8 RBI over last four games
- ▶ Scored 22 runs in last 18 games
- ▶ Seven steals in last 10 games ... 12-of-13 this season

DeSTEFANO'S CAREER STATISTICS

YEAR	AVG	GP-GS	AB	R	H	2B	3B	HR	RBI	SB-ATT
2020	.292	10-7	24	3	7	2	0	1	5	1-1
2021	.283	19-16	60	7	17	1	1	0	11	6-6
2022	.333	25-25	102	23	33	3	0	4	19	12-13
TOTAL	.306	54-48	186	33	57	6	1	5	35	19-20

CAREER HIGHS

At-Bats	7, at Quinnipiac (4/2/22)	7, at Quinnipiac (4/2/22)
Runs	3, (4x), Last: vs. Iona (4/9/22)	3, (2x), Last: vs. Iona (4/9)
Hits	3, (4x), Last: vs. Iona (4/2/22)	3, (2x), Last: vs. Iona (4/9)
Doubles	1, (7x), Last: vs. Iona (4/8/22)	1, (4x), Last: vs. Iona (4/9)
Triples	1, at Niagara (4/7/21)	—
HR	1, (7x), Last: vs. Iona (4/9/22)	1, (6x), Last: vs. Iona (4/9)
RBI	4, (2x), Last: vs. Iona (4/8/22)	4, (2x), Last: vs. Iona (4/9)

#5 JT ENNEN ▶ C ▶ R/R

5'11" • 192 • R-FR • MCKINNEY, TEXAS • JESUIT COLLEGE PREP DALLAS

- ▶ Earned two varsity letters at Jesuit College Prep Dallas ... batted .300 and caught 61.1 percent of opponents stealing
- ▶ Named to 2020 All-District 9-6A First Team and Baseball Factory All-Southwest Team

ENNEN'S CAREER STATISTICS

YEAR	AVG	GP-GS	AB	R	H	2B	3B	HR	RBI	SB-ATT
2021										
DID NOT APPEAR IN A GAME										
2022										
HAS NOT APPEARED IN A GAME										
TOTAL	.000	0-0	0	0	0	0	0	0	0	0-0

#6 KYLE KUSH ▶ INF ▶ L/R

5'9" • 165 • SR • GUELPH, ONTARIO • GUELPH COLLEGIATE VOCATIONAL

- ▶ Lone hit in last weekend's series was two-run triple on Sunday
- ▶ Eight runs in last nine games
- ▶ Four straight multi-hit performances between March 12-19

KUSH'S CAREER STATISTICS

YEAR	AVG	GP-GS	AB	R	H	2B	3B	HR	RBI	SB-ATT
2019	.171	15-12	35	5	6	0	0	0	2	1-3
2020	.154	12-11	39	5	6	0	0	0	1	0-0
2021	.257	29-25	74	12	19	4	0	1	12	0-0
2022	.247	27-27	97	14	24	4	1	0	9	1-1
TOTAL	.224	83-75	245	36	55	8	1	1	24	2-4

CAREER HIGHS

At-Bats	7, at Marshall (3/1/20)	6, (2x), Last: at Quinnipiac (4/2)
Runs	3, vs. Pitt (2/20/22)	3, vs. Pitt (2/20)
Hits	3, (3x), Last: at NC A&T (3/18/22) 3, (2x), Last: at NC A&T (3/18)	
Doubles	1, (8x), Last: at Quinnipiac (4/2/22)	1, (4x), Last: at QU (4/2)
Triples	1, vs. Iona (4/10/22)	1, vs. Iona (4/10)
HR	1, vs. Saint Peter's (5/12/21)	—
RBI	2, (5x), Last: vs. Iona (4/10/22)	2, (2x), Last: vs. Iona (4/10)

#7 MIKE STEFFAN ▶ 1B/OF ▶ S/R

6'2" • 200 • GR • WILLIAMSVILLE, N.Y. • WILLIAMSVILLE EAST

- ▶ Named MAAC Player of the Week (Feb. 22)
- ▶ Batted .714 (5-of-7) vs. Iona ... 2 HR, 9 RBI, 5 BB, 3 HBP, 3 SB
- ▶ Hits in 10 of last 11 games ... batting at .410 clip (16-of-39) with 3 2B, 3 HR, 17 RBI, 8 BB, 4 HBP
- ▶ Extra-base hit in four of last five games ... 2 2B, 3 HR in span
- ▶ Scored eight runs in last six games ... steal in each of last three
- ▶ 2+ RBI in each of last five games ... driven in 14 runs in span
- ▶ First Canisius player with three 5+ RBI games in a season since **CONNOR PANAS** in 2015
- ▶ Third career instance with hitting HRs in consecutive games (5/12/21 vs. Saint Peter's, 5/15/21 at Monmouth; 5/28/21 at Fairfield, 2/18/22 vs. Pitt - 2 HR)

STEFFAN'S CAREER STATISTICS

YEAR	AVG	GP-GS	AB	R	H	2B	3B	HR	RBI	SB-ATT
2019	.217	44-40	152	18	33	6	2	0	20	4-6
2020	.278	12-10	36	3	10	2	2	0	3	0-0
2021	.209	26-21	86	12	18	5	1	3	21	2-2
2022	.337	24-24	89	19	30	4	0	6	31	3-4
TOTAL	.251	106-95	363	52	91	17	5	9	75	9-12

CAREER HIGHS

At-Bats	7, at Iona (3/27/21)	6, (2x), Last: at Quinnipiac (4/2)
Runs	3, (2x), Last: vs. Saint Peter's (5/12/21) 2, (5x), Last: vs. Iona (4/10)	
Hits	4, vs. Pitt (2/20/22)	4, vs. Pitt (2/20)
Doubles	1, (17x), Last: vs. Cornell (4/5/22)	1, (4x), Last: vs. Cornell (4/5)
Triples	1, (5x), Last: vs. Saint Peter's (5/12/21)	—
HR	2, vs. Pitt (2/20/22)	2, vs. Pitt (2/20)
RBI	5, (4x), Last: vs. Iona (4/9/22)	5, (3x), Last: vs. Iona (4/9)

#8 MAX GRANT ▶ INF ▶ L/R

6'0" • 188 • SO • FREDERICTON, N.B. • VAUXHALL ACADEMY

- ▶ Named MAAC Rookie of the Week (March 1)
- ▶ Ranked as 26th-best second baseman by D1Baseball.com
- ▶ Batted .667 (8-of-12) vs. Iona with three 2B, one 3B ... batting .464 (13-of-28) in last seven ... seven of 13 hits in span have been extra-base hits (5 2B, 1 3B, 1 HR)
- ▶ Scored 10 runs in last five games ... three multi-run games
- ▶ Drawn 12 walks in last nine games ... back-to-back games 3 BB games at Manhattan (March 26-27)

GRANT'S CAREER STATISTICS

YEAR	AVG	GP-GS	AB	R	H	2B	3B	HR	RBI	SB-ATT
2021	.386	28-26	83	26	32	1	2	0	17	3-4
2022	.413	28-28	109	30	45	6	2	5	21	6-7
TOTAL	.401	56-54	192	56	77	7	4	5	38	9-11

CAREER HIGHS

At-Bats	7, at North Carolina A&T (3/18/22)	7, at NC A&T (3/18)
Runs	4, at Morehead State (2/25/22)	4, at Morehead State (2/25)
Hits	4, (2x), Last: at CSU (3/12/22)	4, (2x), Last: at CSU (3/12)
Doubles	2, at Quinnipiac (4/3/22)	2, at Quinnipiac (4/3)
Triples	1, (3x), Last: at Morehead State (2/27/22)	1, at MORE (2/27)
HR	1, (5x), Last: at Quinnipiac (4/2/22)	1, (5x), Last: at QU (4/2)
RBI	4, vs. Quinnipiac (5/9/21)	3, vs. Pitt (2/20)

#9 COLE SEBASTIAN ▶ OF ▶ R/R

6'0" • 170 • FR • ELDRED, PA. • OTTO-ELDRED

- ▶ Struck out in lone at-bat vs. Iona on Saturday ... scored a run in Friday's contest
- ▶ 1-for-4 with run and BB in first start at Charleston Southern (March 12)
- ▶ Collegiate debut at West Virginia (March 1) ... struck out in pinch-hit situation
- ▶ Earned Big 30 Co-Player of the Year and Northern Allegheny League MVP honors in senior year467 batting average with five HR, 1.166 SLG% and 1.851 OPS
- ▶ Two-time Big 30 All-Star and Northern Allegheny All-Star

SEBASTIAN'S CAREER STATISTICS

YEAR	AVG	GP-GS	AB	R	H	2B	3B	HR	RBI	SB-ATT
2022	.125	8-1	8	2	1	0	0	0	0	0-0
TOTAL	.125	8-1	8	2	1	0	0	0	0	0-0

SEASON/CAREER HIGHS

At-Bats	4, at Charleston Southern (3/12)
Runs	1, (2x), Last: vs. Iona (4/8)
Hits	1, at Charleston Southern (3/12)
Doubles	—
Triples	—
HR	—
RBI	—

#10 MIKE MAZZARA ▶ C ▶ R/R

5'11" • 195 • GR • BUFFALO, N.Y. • CANISIUS

- ▶ Hits in seven of last 10 after being hitless in eight straight
- ▶ Lone hit of Iona series was HR last Saturday
- ▶ Drawn four walks in last four games

MAZZARA'S CAREER STATISTICS

YEAR	AVG	GP-GS	AB	R	H	2B	3B	HR	RBI	SB-ATT
2019	.167	6-1	6	1	1	0	0	0	0	0-0
2020	.292	9-8	24	8	7	0	0	0	2	1-1
2021	.241	26-24	79	16	19	5	1	1	14	0-0
2022	.188	21-20	69	11	13	3	1	1	5	0-0
TOTAL	.225	62-53	178	36	40	8	2	2	21	1-1

CAREER HIGHS

At-Bats	6, at Manhattan (3/26/22)	6, at Manhattan (3/26)
Runs	4, vs. Pitt (2/20/22)	4, vs. Pitt (2/20)
Hits	4, vs. Marist (5/21/21)	2, (3x), Last: at Quinnipiac (4/2)
Doubles	1, (8x), Last: at Quinnipiac (4/2/22)	1, (3x), Last: at QU (4/2)
Triples	1, (2x), Last: at NC A&T (3/20/22)	1, at NC A&T (3/20)
HR	1, (2x), Last: vs. Iona (4/9/22)	1, vs. Iona (4/9)
RBI	5, vs. Marist (5/21/21)	1, (5x), Last: vs. Iona (4/9)



BATTER INFORMATION

#11 JACKSON STRONG ► OF ► L/L

6'11" • 185 • FR • WEST SENECA, N.Y. • WEST SENECA EAST

- Drew three walks and scored three runs on Saturday vs. Iona
- Logged first collegiate steal at Quinnipiac (April 2)
- First collegiate RBI at Charleston Southern (March 12)
- Earned three varsity baseball letters at West Seneca East
- ECIC II First Team and First Team All-Western New York honors in 2021 after batting .404 with 21 steals
- .375 batting average in prep career ... seven HR and 44 SB
- Dad, John, was on Canisius football team (1995-96) ... mom, Kelly, was right-side hitter on Griffs' volleyball team (1995-98)

STRONG'S CAREER STATISTICS

Year	AVG	GP-GS	AB	R	H	2B	3B	HR	RBI	SB-ATT
2022	.067	11-3	15	5	1	0	0	0	1	1-1
TOTAL	.067	11-3	15	5	1	0	0	0	1	1-1

SEASON/CAREER HIGHS

At-Bats	4, (2x), Last: vs. Cornell (4/5)
Runs	3, vs. Iona (4/9)
Hits	1, at Liberty (3/6)
Doubles	—
Triples	—
HR	—
RBI	1, at Charleston Southern (3/12)

#12 KENNY DODSON ► INF/OF ► R/R

5'10" • 155 • JR • AIRMONT, N.Y. • SUFFERN

- Three RBI in a pair of appearances vs. Iona last weekend ... had two-run double in Saturday's game
- Six of seven hits have been in multi-hit performances

DODSON'S CAREER STATISTICS

Year	AVG	GP-GS	AB	R	H	2B	3B	HR	RBI	SB-ATT
2020	.500	5-0	4	0	2	0	0	0	3	0-0
2021	.344	18-7	32	8	11	4	0	0	4	3-3
2022	.233	14-7	30	3	7	2	0	0	5	1-1
TOTAL	.303	37-14	66	11	20	6	0	0	12	4-4

CAREER HIGHS

At-Bats	6, at Monmouth (5/15/21)	5, at Manhattan (3/26)
Runs	2, at Manhattan (3/26/22)	2, at Manhattan (3/26)
Hits	2, (5x), Last: at Manhattan (3/26/22)	2, (3x), Last: at MAN (3/26)
Doubles	1, (6x), Last: vs. Iona (4/9/22)	1, (2x), Last: vs. Iona (4/9)
Triples	—	—
HR	—	—
RBI	3, vs. UMass Lowell (2/15/20)	2, vs. Iona (4/9)

#13 JAKE ZURAT ► C ► R/R

5'10" • 196 • GR • EAST AMHERST, N.Y. • WILLIAMSVILLE NORTH

- 0-for-10 in last four games
- Drove in a run on Sunday vs. Iona
- 3-for-5 with a double at Quinnipiac (April 2) ... first multi-hit game since March 1, 2020 (at Marshall)

ZURAT'S CAREER STATISTICS

Year	AVG	GP-GS	AB	R	H	2B	3B	HR	RBI	SB-ATT
2018	.250	5-0	4	0	1	0	0	0	0	0-0
2019	.143	4-3	7	2	1	1	0	0	0	0-0
2020	.500	2-1	6	1	3	1	0	1	3	1-1
2021	.211	10-5	19	3	4	1	0	0	2	0-1
2022	.148	13-6	27	5	4	1	0	0	1	0-1
TOTAL	.206	34-15	63	11	13	4	0	1	6	1-3

CAREER HIGHS

At-Bats	5, (3x), Last: at Quinnipiac (4/3/22)	5, (2x), Last: at QU (4/3)
Runs	2, (2x), Last: at Quinnipiac (4/2/22)	2, at Quinnipiac (4/2)
Hits	3, (2x), Last: at Quinnipiac (4/2/22)	3, at Quinnipiac (4/2)
Doubles	1, (4x), Last: at Quinnipiac (4/2/22)	1, at Quinnipiac (4/2)
Triples	—	—
HR	1, at Marshall (3/1/20)	—
RBI	3, at Marshall (3/1/20)	1, vs. Iona (4/10)

#15 BRENNAN CHISHOLM ► INF/OF ► R/R

5'9" • 165 • JR • N. CHATHAM, MASS. • NORTHERN ESSEX CC

- 8-of-18 (.444) in last six appearances with at-bats ... had five-game hit streak snapped Sunday
- Hit first collegiate home run vs. Iona last Friday (April 8)
- Scored five runs in last three games

CHISHOLM'S CAREER STATISTICS

Year	AVG	GP-GS	AB	R	H	2B	3B	HR	RBI	SB-ATT
2021	.214	13-1	14	4	3	0	0	0	3	3-3
2022	.381	11-3	21	5	8	2	0	1	2	3-3
TOTAL	.314	24-4	35	9	11	2	0	1	5	6-6

CAREER HIGHS

At-Bats	5, vs. Iona (4/8/22)	5, vs. Iona (4/8)
Runs	2, (2x), Last: vs. Iona (4/9/22)	2, (2x), Last: vs. Iona (4/9)
Hits	2, (3x), Last: vs. Iona (4/9/22)	2, (3x), Last: vs. Iona (4/9)
Doubles	1, (2x), Last: vs. Cornell (4/5/22)	1, (2x), Last: vs. Cornell (4/5)
Triples	—	—
HR	1, vs. Iona (4/9/22)	1, vs. Iona (4/9)
RBI	1, (5x), Last: vs. Iona (4/8/22)	1, vs. Iona (4/8)

SEASON HIGHS

At-Bats	5, vs. Iona (4/8/22)	5, vs. Iona (4/8)
Runs	2, (2x), Last: vs. Iona (4/9/22)	2, (2x), Last: vs. Iona (4/9)
Hits	2, (3x), Last: vs. Iona (4/9/22)	2, (3x), Last: vs. Iona (4/9)
Doubles	1, (2x), Last: vs. Cornell (4/5/22)	1, (2x), Last: vs. Cornell (4/5)
Triples	—	—
HR	1, vs. Iona (4/9/22)	1, vs. Iona (4/9)
RBI	1, (5x), Last: vs. Iona (4/8/22)	1, vs. Iona (4/8)

#17 VINNY CHIARENZA ► 1B/OF ► R/R

6'2" • 210 • GR • GRAND ISLAND, N.Y. • NIAGARA COUNTY CC

- 4-of-6 (.667) with 2B and 3 RBI in pair of games against Iona
- Posted 11 RBI over last seven games
- .339 (.20-of-59) average over last 15 games ... hits in 13 of 15
- Hit HR in series finale at Quinnipiac (April 3)

CHIARENZA'S CAREER STATISTICS

Year	AVG	GP-GS	AB	R	H	2B	3B	HR	RBI	SB-ATT
2020	.174	13-5	23	2	4	0	0	0	4	1-1
2021	.330	35-35	112	31	37	5	1	9	33	3-5
2022	.270	26-26	100	16	27	6	1	2	20	2-2
TOTAL	.289	74-66	235	49	68	11	2	11	57	6-8

CAREER HIGHS

At-Bats	7, at North Carolina A&T (3/18/22)	7, at NC A&T (3/18)
Runs	4, at Charleston Southern (3/12/22)	4, at CSU (3/12)
Hits	3, (3x), Last: vs. Iona (4/8/22)	3, (2x), Last: vs. Iona (4/8)
Doubles	1, (11x), Last: vs. Iona (4/8/22)	1, (6x), Last: vs. Iona (4/8)
Triples	1, (2x), Last: at Manhattan (3/26/22)	1, at Manhattan (3/26)
HR	2, at Monmouth (5/15/21)	1, (2x), Last: at Quinnipiac (4/3)
RBI	6, at Monmouth (5/15/21)	4, at Manhattan (3/26)

SEASON HIGHS

At-Bats	7, at North Carolina A&T (3/18/22)	7, at NC A&T (3/18)
Runs	4, at Charleston Southern (3/12/22)	4, at CSU (3/12)
Hits	3, (3x), Last: vs. Iona (4/8/22)	3, (2x), Last: vs. Iona (4/8)
Doubles	1, (11x), Last: vs. Iona (4/8/22)	1, (6x), Last: vs. Iona (4/8)
Triples	1, (2x), Last: at Manhattan (3/26/22)	1, at Manhattan (3/26)
HR	2, at Monmouth (5/15/21)	1, (2x), Last: at Quinnipiac (4/3)
RBI	6, at Monmouth (5/15/21)	4, at Manhattan (3/26)

#18 CARLIN DICK ► OF ► L/L

5'8" • 215 • SO • ABBOTSFORD, B.C. • VAUXHALL ACADEMY

- Four of last five hits have been doubles
- Batting .161 (5-of-31) in last 10 games

DICK'S CAREER STATISTICS

Year	AVG	GP-GS	AB	R	H	2B	3B	HR	RBI	SB-ATT
2021	.348	23-17	69	22	24	8	1	2	12	2-2
2022	.173	24-22	81	12	14	6	0	0	9	1-1
TOTAL	.253	47-39	150	34	38	14	1	2	21	3-3

CAREER HIGHS

At-Bats	6, at Morehead State (2/25/22)	6, at Morehead State (2/25)
Runs	5, vs. Saint Peter's (5/12/21)	2, (2x), Last: vs. Pitt (2/19)
Hits	3, (3x), Last: at Morehead State (2/25/22)	3, at MORE (2/25)
Doubles	2, at Niagara (4/7/21)	1, (6x), Last: vs. Iona (4/10)
Triples	1, vs. Saint Peter's (5/12/21)	—
HR	1, (2x), Last: vs. Marist (5/20/21)	—
RBI	2, (4x), Last: at Quinnipiac (4/2/22)	2, (2x), Last: at QU (4/2)

SEASON HIGHS

At-Bats	6, at Morehead State (2/25/22)	6, at Morehead State (2/25)
Runs	5, vs. Saint Peter's (5/12/21)	2, (2x), Last: vs. Pitt (2/19)
Hits	3, (3x), Last: at Morehead State (2/25/22)	3, at MORE (2/25)
Doubles	2, at Niagara (4/7/21)	1, (6x), Last: vs. Iona (4/10)
Triples	1, vs. Saint Peter's (5/12/21)	—
HR	1, (2x), Last: vs. Marist (5/20/21)	—
RBI	2, (4x), Last: at Quinnipiac (4/2/22)	2, (2x), Last: at QU (4/2)

#22 TREVOR HENNEMAN ► C/1B ► R/R

6'0" • 208 • SR • PAINTED POST, N.Y. • CORNING-PAINTED POST

- Hit HR on Sunday vs. Iona ... first since 2/24/19 at Charlotte
- 7-of-16 (.438) in last six appearances ... eight runs in last seven

HENNEMAN'S CAREER STATISTICS

Year	AVG	GP-GS	AB	R	H	2B	3B	HR	RBI	SB-ATT
2019	.311	17-13	45	9	14	5	0	1	8	2-2
2020	.316	7-6	19	0	6	2	0	0	1	1-1
2021	.333	2-1	3	1	1	0	0	0	1	0-0
2022	.259	11-8	27	8	7	0	0	1	3	0-0
TOTAL	.298	38-28	94	18	28	7	0	2	13	3-3

CAREER HIGHS

At-Bats	5, at Kent State (4/19/19)	4, (2x), Last: vs. Iona (4/10)
Runs	2, (4x), Last: vs. Iona (4/10/22)	2, (3x), Last: vs. Iona (4/10)
Hits	2, (8x), Last: vs. Iona (4/10/22)	2, (3x), Last: vs. Iona (4/10)
Doubles	2, at Indiana (3/16/19)	—
Triples	—	—
HR	1, (2x), Last: vs. Iona (4/10/22)	1, vs. Iona (4/10)
RBI	2, at Niagara (3/27/19)	1, (3x), Last: vs. Iona (4/10)

SEASON HIGHS

At-Bats	5, at Kent State (4/19/19)	4, (2x), Last: vs. Iona (4/10)
Runs	2, (4x), Last: vs. Iona (4/10/22)	2, (3x), Last: vs. Iona (4/10)
Hits	2, (8x), Last: vs. Iona (4/10/22)	2, (3x), Last: vs. Iona (4/10)
Doubles	2, at Indiana (3/16/19)	—
Triples	—	—
HR	1, (2x), Last: vs. Iona (4/10/22)	1, vs. Iona (4/10)
RBI	2, at Niagara (3/27/19)	1, (3x), Last: vs. Iona (4/10)

#24 JOSH NILES ► INF ► R/R

6'3" • 185 • R-FR • ST. THOMAS, ONTARIO • ST. JOSEPH'S

- Hits in each of last four games267 (4-of-15) in span
- Stole first collegiate base vs. Cornell (April 5)
- Four RBI in last three games
- Four multi-RBI games this season ... 9 of 14 RBI in games
- Batted .350 with 12 HR in five years with Great Lake Canians
- Two-time recipient of the Hitter of the Year Award (2018 and 2019) ... also earned Defensive Player of Year honors in 2018

NILES' CAREER STATISTICS

Year	AVG	GP-GS	AB	R	H	2B	3B	HR	RBI	SB-ATT
2021	DID NOT APPEAR IN A GAME									
2022	.250	17-11	56	5	14	2	1	0	15	1-1
TOTAL	.250	17-11	56	5	14	2	1	0	15	1-1

SEASON/CAREER HIGHS

At-Bats	5, (4x), Last: at Charleston Southern (3/12)
Runs	2, at Morehead State (2/27)
Hits	2, (3x), Last: at Charleston Southern (3/12)
Doubles	1, (2x), Last: vs. Cornell (4/5)
Triples	1, at Charleston Southern (3/12)
HR	—
RBI	3, at Morehead State (2/25)

#29 DYLAN VINCENT ► OF/1B ► L/R

6'0" • 215 • SR • ELDRED, PA. • OLEAN

- Despite striking out in five of last seven at-bats, has hits in eight of last 12 games (.319 - 15-of-47) ... five multi-hit games in span
- 4-for-4 with two runs, two walks, an RBI and three steals at Manhattan (March 26)

VINCENT'S CAREER STATISTICS

Year	AVG	GP-GS	AB	R	H	2B	3B	HR	RBI	SB-ATT
2019	.225	31-22	80	15	18	5	0	0	6	0-2
2020	.256	14-11	39	6	10	0	0	0	2	1-1
2021	.241	27-20	79	18	19	5	2	1	13	6-7
2022	.304	25-23	92	13	28	3	1	0	7	8-9
TOTAL	.259	97-76	290	52	75	13	3	1	28	15-19

CAREER HIGHS

At-Bats	7, at Iona (3/27/21)	5, (5x), Last: at NC A&T (3/18)
Runs	3, (3x), Last: at Quinnipiac (4/2/22)	3, at Quinnipiac (4/2)
Hits	4, at Manhattan (3/26/22)	4, at Manhattan (3/26)
Doubles	2, (2x), Last: vs. Saint Peter's (5/12/21)	1, (3x), Last: at QU (4/2)
Triples	1, (3x), Last: at West Virginia (3/1/22)	1, at West Virginia (3/1)
HR	1, vs. Rider (4/26/21)	—
RBI	3, vs. Saint Peter's (5/12/21)	2, at North Carolina A&T (3/20)

SEASON HIGHS

At-Bats	7, at Iona (3/27/21)	5, (5x), Last: at NC A&T (3/18)
Runs	3, (3x), Last: at Quinnipiac (4/2/22)	3, at Quinnipiac (4/2)
Hits	4, at Manhattan (3/26/22)	4, at Manhattan (3/26)
Doubles	2, (2x), Last: vs. Saint Peter's (5/12/21)	1, (3x), Last: at QU (4/2)
Triples	1, (3x), Last: at West Virginia (3/1/22)	1, at West Virginia (3/1)
HR	1, vs. Rider (4/26/21)	—
RBI	3, vs. Saint Peter's (5/12/21)	2, at North Carolina A&T (3/20)

#37 ALEX TERRY-EMANUEL ► INF ► R/R

PITCHER INFORMATION

#14 MATT DUFFY ► RHP

6'1" • 195 • SO • BURLINGTON, ONTARIO • ASSUMPTION CATHOLIC

- Logged six-plus innings and struck out at least seven batters in eight of last nine outings (7 of 8 this year)
- 10+ strikeouts in each of last two outings ... allowed five runs in both games
- 8.4 SO/BB ratio in last five outings (42 SO, 5 BB) ... 6.50 figure this season, ranking 3rd in MAAC
- 11.55 SO/9 ranks 3rd in MAAC
- 0.93 WHIP ranks 3rd in MAAC, 37th in Div. I
- 65 strikeouts ... 2nd in MAAC, 24th in Div. I

DUFFY'S CAREER STATISTICS

YEAR	ERA	W-L	SV	APP	GS	IP	H	R	ER	BB	SO
2021	2.67	3-0	0	6	3	27	21	9	8	5	30
2022	3.20	3-2	0	8	8	50½	37	23	18	10	65
TOTAL	3.01	6-2	0	14	11	77½	58	32	26	15	95

CAREER HIGHS

IP	9, at Fairfield (5/26/21)	8, at Charleston Southern (3/12)
Hits	7, vs. Iona (4/8/22)	7, vs. Iona (4/8)
Runs	5, (2x), Last: vs. Iona (4/8/22)	5, (2x), Last: vs. Iona (4/8)
ER	5, vs. Iona (4/8/22)	5, vs. Iona (4/8)
BB	3, at Liberty (3/4/22)	3, at Liberty (3/4/22)
SO	12, at Quinnipiac (4/2/22)	12, at Quinnipiac (4/2)

#16 BRETT KOCHANSKI ► RHP

5'11" • 167 • SR • CHEEKTOWAGA, N.Y. • CLEVELAND HILL

- Hometown pronounced: Cheek-TOE-wah-gah
- Not appeared in a game since March 26 at Manhattan
- Tied for team lead in saves (2) with TOM PELTIER and PEYTON CONSIGLI
- Team-leading 12.18 SO/9 ratio
- Opposing batting average is .190 — second-lowest on team
- 2+ IP in six of eight outings this year ... 4 SO in four of eight

KOCHANSKI'S CAREER STATISTICS

YEAR	ERA	W-L	SV	APP	GS	IP	H	R	ER	BB	SO
2019	6.10	0-1	0	7	2	10½	7	7	7	7	4
2020	11.81	0-1	0	5	0	5½	10	11	7	5	2
2021	7.43	0-1	0	9	0	13½	13	12	11	10	12
2022	2.12	0-0	2	8	0	17	12	8	4	11	23
TOTAL	5.67	0-3	2	29	2	46	42	38	29	33	41

CAREER HIGHS

IP	3, (5x), Last: at Manhattan (3/26/22)	3, (2x), Last: at MAN (3/26)
Hits	5, at Kansas State (3/20/19)	4, at Morehead State (2/25)
Runs	4, at Kansas State (3/20/19)	3, (2x), Last: at NC A&T (3/18)
ER	4, at Kansas State (3/20/19)	3, at Morehead State (2/25)
BB	3, (5x), Last: at Manhattan (3/26/22)	3, (2x), Last: at MAN (3/26)
SO	6, at Monmouth (5/15/21)	4, (4x), Last: at Liberty (3/6)

#19 TOM PELTIER ► LHP

6'1" • 165 • JR • WHEATFIELD, N.Y. • NIAGARA WHEATFIELD

- Team-high 12 appearances this season ... last two been starts
- 4 IP in start on Sunday vs. Iona ... 5 H, 3 R, 0 BB, 4 SO
- Struck out career-high six batters at Quinnipiac (April 3)
- Tied for team lead in saves (2) with BRETT KOCHANSKI and PEYTON CONSIGLI
- Multiple strikeouts in six of 12 outings ... 11.39 SO/9 ratio

PELTIER'S CAREER STATISTICS

YEAR	ERA	W-L	SV	APP	GS	IP	H	R	ER	BB	SO
2020	4.50	0-1	0	5	0	12	8	6	6	11	12
2021	5.40	1-1	0	11	3	18½	18	13	11	11	6
2022	3.80	0-1	2	12	2	21½	22	10	9	12	27
TOTAL	4.53	1-3	2	28	5	51½	48	29	26	34	45

CAREER HIGHS

IP	6, at Niagara (4/14/21)	4, vs. Iona (4/10)
Hits	5, vs. Iona (4/10/22)	5, vs. Iona (4/10)
Runs	4, vs. Quinnipiac (5/9/21)	3, vs. Iona (4/10)
ER	4, vs. Quinnipiac (5/9/21)	3, vs. Iona (4/10)
BB	5, at Marshall (3/1/20)	3, (3x), Last: at Quinnipiac (4/3)
SO	6, at Quinnipiac (4/3/22)	6, at Quinnipiac (4/3)

#20 DAVID YANKOWSKI ► RHP

5'10" • 180 • SR • VALATIE, N.Y. • ICHABOD CRANE

- Hometown pronounced: Vuh-LAY-shuh
- Pitched five innings vs. Iona last weekend ... winning pitcher in Sunday's victory
- Winning pitcher in two of last three outings
- Pitched at least 2½ innings in four of last six outings

YANKOWSKI'S CAREER STATISTICS

YEAR	ERA	W-L	SV	APP	GS	IP	H	R	ER	BB	SO
2019	6.38	1-2	0	15	0	18½	19	19	13	14	12
2020	5.19	1-0	0	6	0	8½	10	7	5	6	9
2021	0.00	0-0	0	2	0	1½	0	0	0	0	1
2022	5.06	2-2	0	10	0	21½	22	16	12	18	20
TOTAL	5.44	4-4	0	33	0	49½	51	42	30	38	42

CAREER HIGHS

IP	3, (4x), Last: vs. Iona (4/10/22)	3, (2x), Last: vs. Iona (4/10)
Hits	5, at Marist (4/14/19)	4, (3x), Last: vs. Iona (4/10)
Runs	6, at Indiana (3/16/19)	5, at Liberty (3/6)
ER	4, at Liberty (3/6/22)	4, at Liberty (3/6)
BB	4, (2x), Last: vs. Pitt (2/18/22)	4, vs. Pitt (2/18)
SO	5, (2x), Last: vs. UMass Lowell (2/14/20)	4, (2x), Last: at MAN (3/27)

SEASON HIGHS

IP	3, (4x), Last: vs. Iona (4/10/22)	3, (2x), Last: vs. Iona (4/10)
----	-----------------------------------	--------------------------------

Hits	5, at Marist (4/14/19)	4, (3x), Last: vs. Iona (4/10)
------	------------------------	--------------------------------

Runs	6, at Indiana (3/16/19)	5, at Liberty (3/6)
------	-------------------------	---------------------

ER	4, at Liberty (3/6/22)	4, at Liberty (3/6)
----	------------------------	---------------------

BB	4, (2x), Last: vs. Pitt (2/18/22)	4, vs. Pitt (2/18)
----	-----------------------------------	--------------------

SO	5, (2x), Last: vs. UMass Lowell (2/14/20)	4, (2x), Last: at MAN (3/27)
----	---	------------------------------

IP	3, (4x), Last: vs. Iona (4/10/22)	3, (2x), Last: vs. Iona (4/10)
----	-----------------------------------	--------------------------------

Hits	5, at Marist (4/14/19)	4, (3x), Last: vs. Iona (4/10)
------	------------------------	--------------------------------

Runs	6, at Indiana (3/16/19)	5, at Liberty (3/6)
------	-------------------------	---------------------

ER	4, at Liberty (3/6/22)	4, at Liberty (3/6)
----	------------------------	---------------------

BB	4, (2x), Last: vs. Pitt (2/18/22)	4, vs. Pitt (2/18)
----	-----------------------------------	--------------------

SO	5, (2x), Last: vs. UMass Lowell (2/14/20)	4, (2x), Last: at MAN (3/27)
----	---	------------------------------

IP	3, (4x), Last: vs. Iona (4/10/22)	3, (2x), Last: vs. Iona (4/10)
----	-----------------------------------	--------------------------------

Hits	5, at Marist (4/14/19)	4, (3x), Last: vs. Iona (4/10)
------	------------------------	--------------------------------

Runs	6, at Indiana (3/16/19)	5, at Liberty (3/6)
------	-------------------------	---------------------

ER	4, at Liberty (3/6/22)	4, at Liberty (3/6)
----	------------------------	---------------------

BB	4, (2x), Last: vs. Pitt (2/18/22)	4, vs. Pitt (2/18)
----	-----------------------------------	--------------------

SO	5, (2x), Last: vs. UMass Lowell (2/14/20)	4, (2x), Last: at MAN (3/27)
----	---	------------------------------

IP	3, (4x), Last: vs. Iona (4/10/22)	3, (2x), Last: vs. Iona (4/10)
----	-----------------------------------	--------------------------------

Hits	5, at Marist (4/14/19)	4, (3x), Last: vs. Iona (4/10)
------	------------------------	--------------------------------

Runs	6, at Indiana (3/16/19)	5, at Liberty (3/6)
------	-------------------------	---------------------

ER	4, at Liberty (3/6/22)	4, at Liberty (3/6)
----	------------------------	---------------------

BB	4, (2x), Last: vs. Pitt (2/18/22)	4, vs. Pitt (2/18)
----	-----------------------------------	--------------------

SO	5, (2x), Last: vs. UMass Lowell (2/14/20)	4, (2x), Last: at MAN (3/27)
----	---	------------------------------

IP	3, (4x), Last: vs. Iona (4/10/22)	3, (2x), Last: vs. Iona (4/10)
----	-----------------------------------	--------------------------------

Hits	5, at Marist (4/14/19)	4, (3x), Last: vs. Iona (4/10)
------	------------------------	--------------------------------

Runs	6, at Indiana (3/16/19)	5, at Liberty (3/6)
------	-------------------------	---------------------

ER	4, at Liberty (3/6/22)	4, at Liberty (3/6)
----	------------------------	---------------------

BB	4, (2x), Last: vs. Pitt (2/18/22)	4, vs. Pitt (2/18)
----	-----------------------------------	--------------------

SO	5, (2x), Last: vs. UMass Lowell (2/14/20)	4, (2x), Last: at MAN (3/27)
----	---	------------------------------

IP	3, (4x), Last: vs. Iona (4/10/22)	3, (2x), Last: vs. Iona (4/10)
----	-----------------------------------	--------------------------------

Hits	5, at Marist (4/14/19)	4, (3x), Last: vs. Iona (4/10)
------	------------------------	--------------------------------

Runs	6, at Indiana (3/16/19)	5, at Liberty (3/6)
------	-------------------------	---------------------

ER	4, at Liberty (3/6/22)	4, at Liberty (3/6)
----	------------------------	---------------------

BB	4, (2x), Last: vs. Pitt (2/18/22)	4, vs. Pitt (2/18)
----	-----------------------------------	--------------------

SO	5, (2x), Last: vs. UMass Lowell (2/14/20)	4, (2x), Last: at MAN (3/27)
----	---	------------------------------

IP	3, (4x), Last: vs. Iona (4/10/22)	3, (2x), Last: vs. Iona (4/10)
----	-----------------------------------	--------------------------------

Hits	5, at Marist (4/14/19)	4, (3x), Last: vs. Iona (4/10)
------	------------------------	--------------------------------

Runs	6, at Indiana (3/16/19)	5, at Liberty (3/6)
------	-------------------------	---------------------

ER	4, at Liberty (3/6/22)	4, at Liberty (3/6)
----	------------------------	---------------------

BB	4, (2x), Last: vs. Pitt (2/18/22)	4, vs. Pitt (2/18)
----	-----------------------------------	--------------------

SO	5, (2x), Last: vs. UMass Lowell (2/14/20)	4, (2x), Last: at MAN (3/27)
----	---	------------------------------

IP	3, (4x), Last: vs. Iona (4/10/22)	3, (2x), Last: vs. Iona (4/10)
----	-----------------------------------	--------------------------------

Hits	5, at Marist (4/14/19)	4, (3x), Last: vs. Iona (4/10)
------	------------------------	--------------------------------

Runs	6, at Indiana (3/16/19)	5, at Liberty (3/6)
------	-------------------------	---------------------

ER	4, at Liberty (3/6/22)	4, at Liberty (3/6)
----	------------------------	---------------------

BB	4, (2x), Last: vs. Pitt (2/18/22)	4, vs. Pitt (2/18)
----	-----------------------------------	--------------------

SO	5, (2x), Last: vs. UMass Lowell (2/14/20)	4, (2x), Last: at MAN (3/27)
----	---	------------------------------

IP	3, (4x), Last: vs. Iona (4/10/22)	3, (2x), Last: vs. Iona (4/10)
----	-----------------------------------	--------------------------------

Hits	5, at Marist (4/14/19)	4, (3x), Last: vs. Iona (4/10)
------	------------------------	--------------------------------

Runs	6, at Indiana (3/16/19)	5, at Liberty (3/6)
------	-------------------------	---------------------

ER	4, at Liberty (3/6/22)	4, at Liberty (3/6)
----	------------------------	---------------------

BB	4, (2x), Last: vs. Pitt (2/18/22)	4, vs. Pitt (2/18)
----	-----------------------------------	--------------------

SO	5, (2x), Last: vs. UMass Lowell (2/14/20)	4, (2x), Last: at MAN (3/27)
----	---	------------------------------

IP	3, (4x), Last: vs. Iona (4/10/22)	3, (2x), Last: vs. Iona (4/10)
----	-----------------------------------	--------------------------------

Hits	5, at Marist (4/14/19)	4, (3x), Last: vs. Iona (4/10)
------	------------------------	--------------------------------

Runs	6, at Indiana (3/16/19)	5, at Liberty (3/6)
------	-------------------------	---------------------

ER	4, at Liberty (3/6/22)	4, at Liberty (3/6)
----	------------------------	---------------------

BB	4, (2x), Last: vs. Pitt (2/18/22)	4, vs. Pitt (2/18)
----	-----------------------------------	--------------------

SO	5, (2x), Last: vs. UMass Lowell (2/14/20)	4, (2x), Last: at MAN (3/27)
----	---	------------------------------

IP	3, (4x), Last: vs. Iona (4/10/22)	3, (2x), Last: vs. Iona (4/10)
----	-----------------------------------	--------------------------------

Hits	5, at Marist (4/14/19)	4, (3x), Last: vs. Iona (4/10)
------	------------------------	--------------------------------

Runs	6, at Indiana (3/16/19)	5, at Liberty (3/6)
------	-------------------------	---------------------

ER	4, at Liberty (3/6/22)	4, at Liberty (3/6)
----	------------------------	---------------------

BB	4, (2x), Last: vs. Pitt (2/18/22)	4, vs. Pitt (2/18)
----	-----------------------------------	--------------------

SO	5, (2x), Last: vs. UMass Lowell (2/14/20)	4, (2x), Last: at MAN (3/27)
----	---	------------------------------

IP	3, (4x), Last: vs. Iona (4/10/22)	3, (2x), Last: vs. Iona (4/10)
----	-----------------------------------	--------------------------------

Hits	5, at Marist (4/14/19)	4, (3x), Last: vs. Iona (4/10)
------	------------------------	--------------------------------

Runs	6, at Indiana (3/16/19)	5, at Liberty (3/6)
------	-------------------------	---------------------

ER	4, at Liberty (3/6/22)	4, at Liberty (3/6)
----	------------------------	---------------------

BB	4, (2x), Last: vs. Pitt (2/18/22)	4, vs. Pitt (2/18)
----	-----------------------------------	--------------------

SO	5, (2x), Last: vs. UMass Lowell (2/14/20)	4, (2x), Last: at MAN (3/27)
----	---	------------------------------

IP	3, (4x), Last: vs. Iona (4/10/22)	3, (2x), Last: vs. Iona (4/10)
----	-----------------------------------	--------------------------------

Hits	5, at Marist (4/14/19)	4, (3x), Last: vs. Iona (4/10)
------	------------------------	--------------------------------

Runs	6, at Indiana (3/16/19)	5, at Liberty (3/6)
------	-------------------------	---------------------

ER	4, at Liberty (3/6/22)	4, at Liberty (3/6)
----	------------------------	---------------------

BB	4, (2x), Last: vs. Pitt (2/18/22)	4, vs. Pitt (2/18)
----	-----------------------------------	--------------------

SO	5, (2x), Last: vs. UMass Lowell (2/14/20)	4, (2x), Last: at MAN (3/27)
----	---	------------------------------

IP	3, (4x), Last: vs. Iona (4/10/22)	3, (2x), Last: vs. Iona (4/10)
----	-----------------------------------	--------------------------------

Hits	5, at Marist (4/14/19)	4, (3x), Last: vs. Iona (4/10)
------	------------------------	--------------------------------

Runs	6, at Indiana (3/16/19)	5, at Liberty (3/6)
------	-------------------------	---------------------

ER	4, at Liberty (3/
----	-------------------

PITCHER INFORMATION

#31 TYLER GREENLEAF ► RHP

6'2" • 200 • FR • CANONSBURG, PA. • CANON-MCMILLAN

- ▶ Three-year letterwinner at Canon-McMillan ... named team captain and WPIAL Class 6A Preseason Players to Watch list in 2021
- ▶ 10 appearances in senior year ... 3-3 record with 2.90 ERA in 31½ innings of work, striking out 36 batters

GREENLEAF'S CAREER STATISTICS

YEAR	ERA	W-L	SV	APP	GS	IP	H	R	ER	BB	SO
2022	HAS NOT APPEARED IN ANY GAMES										
TOTAL	0.00	0-0	0	0	0	0	0	0	0	0	0

#32 ANDREW FRON ► RHP

6'3" • 210 • SR • BUFFALO, N.Y. • KENMORE WEST

- ▶ Has not appeared in any games this season due to injury

FRON'S CAREER STATISTICS

YEAR	ERA	W-L	SV	APP	GS	IP	H	R	ER	BB	SO
2019	5.98	4-1	0	11	9	40⅓	35	30	27	28	34
2020	5.12	0-2	0	4	4	19⅓	25	15	11	10	20
2021	6.03	1-3	0	8	7	34⅓	37	24	23	16	25
2022	HAS NOT APPEARED IN ANY GAMES										
TOTAL	5.82	5-6	0	23	20	94⅓	97	69	61	54	79

CAREER HIGHS

	SEASON HIGHS
IP	7, vs. Manhattan (4/10/21)
Hits	9, vs. Saint Peter's (4/19/19)
Runs	6, (3x), Last: at Marist (5/20/21)
ER	6, (2x), Last: at Marist (5/20/21)
BB	5, (2x), Last: at Iona (3/27/21)
SO	7, (4x), Last: at Marshall (3/1/20)

#33 ETHAN HENNESSY ► INF ► R/R

6'4" • 203 • R-FR • NORFOLK, VA. • NORFOLK ACADEMY

- ▶ Allowed one hit, one run and walked one vs. Iona (April 8)
- ▶ Lone out in last Tuesday's app. vs. Cornell was via strikeout
- ▶ Collegiate debut as pitcher at North Carolina A&T (March 19) ... struck out two in as many innings
- ▶ Earned four varsity letters in baseball at Norfolk Academy ... named to All-Tidewater Team
- ▶ Aided Norfolk Academy soccer program to state finals in only year ... All-Conference and All-State First Team honors

HENNESSY'S CAREER PITCHING STATISTICS

YEAR	ERA	W-L	SV	APP	GS	IP	H	R	ER	BB	SO
2021	DID NOT APPEAR IN ANY GAMES										
2022	6.75	0-0	0	4	0	4	6	3	3	1	5
TOTAL	6.75	0-0	0	4	0	4	6	3	3	1	5

SEASON/CAREER HIGHS

	SEASON/CAREER HIGHS
IP	2, at North Carolina A&T (3/19)
Hits	2, (2x), Last: at Quinnipiac (4/2)
Runs	2, at North Carolina A&T (3/19)
ER	2, at North Carolina A&T (3/19)
BB	1, vs. Iona (4/8)
SO	2, (2x), Last: at Quinnipiac (4/2)

#34 COLE MURRAY ► RHP

6'0" • 187 • JR • GETZVILLE, N.Y. • IONA

- ▶ Allowed one hit, two runs and walked three in ⅓ IP vs. Iona (April 9) ... both outs came via strikeout
- ▶ First collegiate strikeout in 1 IP vs. Cornell last Tuesday
- ▶ Canisius debut at West Virginia (March 1) ... allowed two hits and a run while not registering an out

MURRAY'S CAREER BATTING STATISTICS

YEAR	AVG	GP-GS	AB	R	H	2B	3B	HR	RBI	SB-ATT
2020	.077	8-8	26	1	2	0	0	0	3	0-0
2021*	.000	1-0	0	0	0	0	0	0	0	0-0
2022	.000	1-0	0	0	0	0	0	0	0	0-0
TOTAL	.000	10-8	26	1	2	0	0	0	3	0-0

CAREER HIGHS

	SEASON HIGHS
At-Bats	5, vs. Clarks Summit (3/3/20)
Runs	1, vs. Clarks Summit (3/3/20)
Hits	1, (2x), Last: vs. Westminster (Pa.) (3/11/20)
Doubles	—
Triples	—
HR	—
RBI	2, vs. Westminster (Pa.) (3/11/20)

MURRAY'S CAREER PITCHING STATISTICS

YEAR	ERA	W-L	SV	APP	GS	IP	H	R	ER	BB	SO
2020	45.00	0-0	0	1	0	1	4	5	5	2	0
2021*	INF	0-0	0	1	0	0	3	5	4	1	0
2022	16.20	0-0	0	3	0	1⅓	3	3	3	4	3
TOTAL	40.50	0-0	0	5	0	2⅓	10	13	12	7	3

* - Played at Wells College; * - Played at Iona

CAREER HIGHS

	SEASON HIGHS
IP	1, (2x), Last: vs. Cornell (4/5/22)
Hits	4, vs. Westminster (Pa.) (3/11/20)
Runs	5, (2x), Last: vs. Siena (2/21)
ER	5, vs. Westminster (Pa.) (3/11/20)
BB	3, vs. Iona (4/9/22)
SO	2, vs. Iona (4/9/22)

#35 ALEC RITZENTHALER ► LHP

6'3" • 193 • SR • NISKAYUNA, N.Y. • NISKAYUNA

- ▶ Made first appearance since March 8, 2020 at Radford on Tuesday vs. Cornell ... 1 IP, 1 H, 2 R, 1 BB, 1 SO

RITZENTHALER'S CAREER STATISTICS

YEAR	ERA	W-L	SV	APP	GS	IP	H	R	ER	BB	SO
2019	4.50	0-0	0	5	0	4	5	3	2	4	4
2020	37.80	0-1	0	3	0	1⅓	9	9	7	2	3
2021	NOT MEMBER OF TEAM										
2022	18.00	0-0	0	1	0	1	1	2	2	1	1
TOTAL	14.85	0-1	0	9	0	6⅓	15	14	11	7	8

CAREER HIGHS

	SEASON HIGHS
IP	1⅓, at Indiana (3/16/19)
Hits	5, at West Virginia (2/18/20)
Runs	4, at West Virginia (2/18/20)
ER	3, (2x), Last: at Radford (3/8/20)
BB	1, (7x), Last: vs. Cornell (4/5/22)
SO	2, (3x), Last: at Niagara (3/27/19)

#38 LUKAS BARRY ► RHP

6'0" • 185 • JR • MISSISSAUGA, ONTARIO • CONNORS STATE

- ▶ Canisius debut at West Virginia (March 1) ... allowed four hits and five runs (four earned) in an inning of work

BARRY'S CAREER STATISTICS

YEAR	ERA	W-L	SV	APP	GS	IP	H	R	ER	BB	SO
2020*	9.00	0-0	0	2	0	3	2	3	3	1	4
2021	7.42	2-1	0	7	5	13⅓	15	11	11	8	15
2022	36.00	0-0	0	1	0	1	4	5	4	1	0
TOTAL	9.35	2-1	0	10	5	17⅓	21	19	18	10	19

* - Played at Connors State (JUCO); * - Played at Saint Louis

CAREER HIGHS

	SEASON HIGHS
IP	4⅓, vs. Oklahoma Christian (2/27/21)
Hits	5, at Crowder (4/6/21)
Runs	5, at West Virginia (3/1/22)
ER	4, (2x), Last: at West Virginia (3/1/22)
BB	4, vs. Oklahoma Christian (2/27/21)
SO	5, vs. TCS Post Grad (3/29/21)

#39 PEYTON CONSIGLI ► RHP

6'5" • 195 • FR • FONTHILL, ONTARIO • ST. FRANCIS HIGH (N.Y.)

- ▶ Three-time MAAC Rookie of the Week
- ▶ Team-leading 1.66 ERA over eight appearances
- ▶ Recorded second victory of season vs. Iona (April 8) ... struck out career-high five in outing
- ▶ Struck out three in two-inning save at Quinnipiac (April 3)
- ▶ 3+ SO in each of last four apps. ... also in six of nine outings
- ▶ First start at Manhattan (March 27) ... allowed a run on four hits in 3 IP and struck out three
- ▶ First save at Charleston Southern (March 13) ... first victory in debut vs. Pitt (Feb. 20)

CONSIGLI'S CAREER STATISTICS

YEAR	ERA	W-L	SV	APP	GS	IP	H	R	ER	BB	SO
2022	1.66	2-1	2	9	1	21⅓	15	4	4	10	26
TOTAL	1.66	2-1	2	9	1	21⅓	15	4	4	10	26

SEASON/CAREER HIGHS

	SEASON/CAREER HIGHS
IP	3⅓, vs. Pitt (2/20)
Hits	4, at Manhattan (3/27)
Runs	1, (4x), Last: at Manhattan (3/27)
ER	1, (4x), Last: at Manhattan (3/27)
BB	3, vs. Pitt (2/20)
SO	5, vs. Iona (4/8)

#40 JOE ABRAMSON ► LHP

5'9" • 168 • FR • BROOKLYN, N.Y. • XAVERIAN

- ▶ Allowed four runs on one hit in ⅓ IP vs. Cornell on Tuesday ... walked two and struck out one
- ▶ First collegiate victory at Charleston Southern (March 12) ... pitched two innings and struck out one in outing
- ▶ Collegiate debut at West Virginia (March 1)

ABRAMSON'S CAREER STATISTICS

YEAR	ERA	W-L	SV	APP	GS	IP	H	R	ER	BB	SO
2022	27.00	1-0	0	3	0	3	4	10	9	3	2
TOTAL	27.00	1-0	0	3	0	3	4	10	9	3	2

SEASON/CAREER HIGHS

	SEASON/CAREER HIGHS
IP	2, at Charleston Southern (3/12)
Hits	2, at West Virginia (3/1)
Runs	5, at West Virginia (3/1)
ER	5, at West Virginia (3/1)
BB	2, vs. Cornell (4/5)
SO	1, (2x), Last: vs. Cornell (4/5)



2022 CANISIUS BASEBALL GAME NOTES

2022 OVERALL BATTING STATISTICS

Player	avg	gp-gs	ab	r	h	2b	3b	hr	rbi	tb	slg%	bb	hp	so	gdp	ob%	sf	sh	sb-att	po	a	e	fld%
Grant, Max	.413	28-28	109	30	45	6	2	5	21	70	.642	21	4	18	1	.519	1	0	6-7	34	49	2	.976
Steffan, Mike	.337	24-24	89	19	30	4	0	6	31	52	.584	14	4	19	2	.444	1	0	3-4	32	4	1	.973
DeStefano, Mike	.333	28-28	114	29	38	4	0	6	26	60	.526	14	5	18	0	.425	1	0	13-14	62	4	4	.943
Vincent, Dylan	.304	25-23	92	13	28	3	1	0	7	33	.359	8	2	28	2	.373	0	1	8-9	43	0	3	.935
Chiarenza, Vinny	.270	26-26	100	16	27	6	1	2	20	41	.410	12	2	30	2	.360	0	0	2-2	141	10	2	.987
Kush, Kyle	.247	27-27	97	14	24	4	1	0	9	30	.309	13	1	22	1	.342	0	0	1-1	34	55	3	.967
Mazzara, Mike	.188	21-20	69	11	13	3	1	1	5	21	.304	10	1	23	0	.296	1	1	0-0	187	22	5	.977
Dick, Carlin	.173	24-22	81	12	14	6	0	0	9	20	.247	13	2	23	0	.299	1	0	1-1	33	2	1	.972
Chisholm, Brennan	.381	11-3	21	5	8	2	0	1	2	13	.619	0	1	9	0	.409	0	2	3-3	4	6	0	1.000
Henneman, Trevor	.259	11-8	27	8	7	0	0	1	3	10	.370	6	1	11	0	.412	0	0	0-0	64	7	2	.973
Krzeminski, Gibson	.258	20-15	62	11	16	3	1	3	10	30	.484	8	1	17	0	.352	0	0	1-1	11	9	2	.909
Niles, Josh	.250	17-11	56	5	14	2	1	0	15	18	.321	4	2	14	2	.313	2	0	1-1	25	12	4	.902
Dodson, Kenny	.233	14-7	30	3	7	2	0	0	5	9	.300	5	0	4	0	.343	0	0	1-1	11	14	3	.893
Zurat, Jake	.148	13-6	27	5	4	1	0	0	1	5	.185	5	2	8	0	.324	0	0	0-1	0	0	0	.000
Sebastian, Cole	.125	8-1	8	2	1	0	0	0	0	1	.125	2	0	5	0	.300	0	0	0-0	5	0	0	1.000
Strong, Jackson	.067	11-3	15	5	1	0	0	0	1	1	.067	7	0	6	0	.364	0	0	1-1	12	0	1	.923
Migliore, Jack	.000	1-0	1	0	0	0	0	0	0	0	.000	0	0	1	0	.000	0	0	0-0	0	0	0	.000
Totals	.278	28	998	188	277	46	8	25	165	414	.415	142	28	256	10	.380	7	4	41-46	710	227	41	.958
Opponents	.262	28	904	189	237	43	6	23	168	361	.399	140	45	259	8	.384	11	17	30-42	738	246	40	.961

LOB - Team (255), Opp (219). DPs turned - Team (15), Opp (15). CI - Team (1), Henneman 1, Opp (2). IBB - Team (3), Grant 2, Steffan 1. Picked off - Grant 2, Kush 1, Chiarenza 1, Vincent 1.

2022 OVERALL PITCHING STATISTICS

Player	era	w-l	app	gs	cg	sho	sv	ip	h	r	er	bb	so	2b	3b	hr	b/avg	wp	hp	bk	sfa	sha
Duffy, Matt	3.20	3-2	8	8	0	0/0	0	50.2	37	23	18	10	65	7	1	3	.201	2	8	1	2	5
Pouliot, Chris	4.74	6-1	8	8	0	0/1	0	38.0	36	26	20	18	41	8	0	2	.254	3	7	0	1	1
Consigli, Peyton	1.66	2-1	9	1	0	0/0	2	21.2	15	4	4	10	26	2	2	0	.192	2	2	0	0	1
Kochanski, Brett	2.12	0-0	8	0	0	0/0	2	17.0	12	8	4	11	23	5	0	1	.190	5	0	0	1	0
Peltier, Tom	3.80	0-1	12	2	0	0/1	2	21.1	22	10	9	12	27	4	0	1	.286	3	6	0	2	0
Yankowski, David	5.06	2-2	10	0	0	0/1	0	21.1	22	16	12	18	20	1	0	1	.278	4	5	0	1	2
DeStefano, Jeff	6.75	0-0	6	0	0	0/0	0	8.0	5	6	6	5	7	0	0	1	.185	3	1	0	0	1
Hennessey, Ethan	6.75	0-0	4	0	0	0/0	0	4.0	6	3	3	1	5	0	0	2	.353	1	0	0	0	0
Duffy, Aaron	8.14	0-3	6	6	0	0/0	0	21.0	26	24	19	9	16	5	2	4	.306	4	3	0	2	3
Guiliano, Justin	8.56	0-1	6	1	0	0/0	0	13.2	21	16	13	9	10	2	1	1	.356	0	5	0	1	0
Murray, Cole	16.20	0-0	3	0	0	0/0	0	1.2	3	3	3	4	3	0	0	0	.375	2	1	0	0	0
Abbott, Levi	18.00	0-3	6	2	0	0/0	0	11.0	20	24	22	19	12	6	0	3	.400	3	3	0	1	3
Ritzenthaler, Alec	18.00	0-0	1	0	0	0/0	0	1.0	1	2	2	1	1	0	0	1	.250	0	0	0	0	1
Abramson, Joe	27.00	1-0	3	0	0	0/0	0	3.0	4	10	9	3	2	2	0	1	.286	1	3	0	0	0
Seidel, Rockne	30.86	0-0	3	0	0	0/0	0	2.1	3	9	8	9	1	0	0	1	.333	0	1	0	0	0
Barry, Lukas	36.00	0-0	1	0	0	0/0	0	1.0	4	5	4	1	0	1	0	1	.500	0	0	0	0	0
Totals	5.93	14-14	28	28	0	1/1	6	236.2	237	189	156	140	259	43	6	23	.262	33	45	1	11	17
Opponents	5.45	14-14	28	28	0	1/1	6	246.0	277	188	149	142	256	46	8	25	.278	18	28	3	7	4

PB - Team (12), Mazzara 11, Henneman 1, Opp (12). Pickoffs - Team (2), Henneman 1, Guiliano 1, Opp (5). SBA/ATT - Mazzara (20-29), Henneman (10-12), Pouliot (6-9), Yankowski (6-7), Guiliano (5-6), Duffy, M (2-5), Peltier (2-4), Duffy, A (2-3), Consigli (3-3), Abbott (2-2), Seidel (1-2), Kochanski (1-1).



2022 CANISIUS BASEBALL GAME NOTES

2022 SEASON / CAREER STATISTICS

Record: 14-14 Home: 3-1 Away: 9-11 Neutral: 2-2 Conference: 6-3

Player	SEASON														CAREER													
	Avg	G-GS	AB	R	H	2B	3B	HR	RBI	BB	Hb	SO	Sb	Att	Avg	G-GS	AB	R	H	2B	3B	HR	RBI	BB	Hb	SO	Sb	Att
Grant, Max	.413	28-28	109	30	45	6	2	5	21	21	4	18	6	7	.401	56-54	192	56	77	7	4	5	38	39	9	30	9	11
Steffan, Mike	.337	24-24	89	19	30	4	0	6	31	14	4	19	3	4	.251	106-95	363	52	91	17	5	9	75	40	9	77	9	12
DeStefano, Mike	.333	28-28	114	29	38	4	0	6	26	14	5	18	13	-14	.313	57-51	198	39	62	7	1	7	42	19	5	32	20	-21
Vincent, Dylan	.304	25-23	92	13	28	3	1	0	7	8	2	28	8	-9	.259	97-76	290	52	75	13	3	1	28	29	18	96	15	-19
Chiarenza, Vinny	.270	26-26	100	16	27	6	1	2	20	12	2	30	2	-2	.289	74-66	235	49	68	11	2	11	57	41	10	75	6	-8
Kush, Kyle	.247	27-27	97	14	24	4	1	0	9	13	1	22	1	-1	.224	83-75	245	36	55	8	1	1	24	33	4	58	2	-4
Mazzara, Mike	.188	21-20	69	11	13	3	1	1	5	10	1	23	0	-0	.225	62-53	178	36	40	8	2	2	21	30	4	55	1	-1
Dick, Carlin	.173	24-22	81	12	14	6	0	0	9	13	2	23	1	-1	.253	47-39	150	34	38	14	1	2	21	30	3	35	3	-3

Chisholm, Brennan	.381	11-3	21	5	8	2	0	1	2	0	1	9	3	-3	.314	24-4	35	9	11	2	0	1	5	1	2	13	6	-6
Henneman, Trevor	.259	11-8	27	8	7	0	0	1	3	6	1	11	0	-0	.298	38-28	94	18	28	7	0	2	13	16	4	36	3	-3
Krzeminski, Gibson	.258	20-15	62	11	16	3	1	3	10	8	1	17	1	-1	.246	59-50	187	34	46	12	3	5	32	32	2	57	4	-5
Niles, Josh	.250	17-11	56	5	14	2	1	0	15	4	2	14	1	-1	.250	17-11	56	5	14	2	1	0	15	4	2	14	1	-1
Dodson, Kenny	.233	14-7	30	3	7	2	0	0	5	5	0	4	1	-1	.303	37-14	66	11	20	6	0	0	12	7	1	14	4	-4
Zurat, Jake	.148	13-6	27	5	4	1	0	0	1	5	2	8	0	-1	.206	34-15	63	11	13	4	0	1	6	10	5	21	1	-3
Sebastian, Cole	.125	8-1	8	2	1	0	0	0	0	2	0	5	0	-0	.125	8-1	8	2	1	0	0	0	0	2	0	5	0	-0
Strong, Jackson	.067	11-3	15	5	1	0	0	0	1	7	0	6	1	-1	.067	11-3	15	5	1	0	0	0	1	7	0	6	1	-1
Migliore, Jack	.000	1-0	1	0	0	0	0	0	0	0	0	1	0	-0	.000	3-0	2	1	0	0	0	0	0	2	0	2	0	-0
Totals	.278	28-28	998	188	277	46	8	25	165	142	28	256	41	-46	.278	28-28	998	188	277	46	8	25	165	142	28	256	41	-46
Opponents	.262	28-28	904	189	237	43	6	23	168	140	45	259	30	-42	.262	28-28	904	189	237	43	6	23	168	140	45	259	30	-42

(All games Sorted by Earned run avg)

Player	SEASON													CAREER													
	ERA	W-L	Ap	GS	CG	Sho	Sv	IP	H	R	ER	BB	SO	ERA	W-L	Ap	GS	CG	Sho	Sv	IP	H	R	ER	BB	SO	
Duffy, Matt	3.20	3-2	8	8	0	0	0	50.2	37	23	18	10	65	3.01	6-2	14	11	1	0	0	77.2	58	32	26	15	95	
Pouliot, Chris	4.74	6-1	8	8	0	0	0	38.0	36	26	20	18	41	4.74	6-1	8	8	0	0	0	38.0	36	26	20	18	41	
Consigli, Peyton	1.66	2-1	9	1	0	0	2	21.2	15	4	4	10	26	1.66	2-1	9	1	0	0	2	21.2	15	4	4	10	26	
Kochanski, Brett	2.12	0-0	8	0	0	0	2	17.0	12	8	4	11	23	5.67	0-3	29	2	0	0	2	46.0	42	38	29	33	41	
Peltier, Tom	3.80	0-1	12	2	0	0	2	21.1	22	10	9	12	27	4.53	1-3	28	5	0	0	2	51.2	48	29	26	34	45	
Yankowski, David	5.06	2-2	10	0	0	0	0	21.1	22	16	12	18	20	5.44	4-4	33	0	0	0	0	49.2	51	42	30	38	42	
DeStefano, Jeff	6.75	0-0	6	0	0	0	0	8.0	5	6	6	5	7	7.56	1-3	31	5	0	0	0	50.0	58	48	42	42	39	
Hennessey, Ethan	6.75	0-0	4	0	0	0	0	4.0	6	3	3	1	5	6.75	0-0	4	0	0	0	0	4.0	6	3	3	1	5	
Duffy, Aaron	8.14	0-3	6	6	0	0	0	21.0	26	24	19	9	16	8.14	0-3	6	6	0	0	0	21.0	26	24	19	9	16	
Guiliano, Justin	8.56	0-1	6	1	0	0	0	13.2	21	16	13	9	10	8.56	0-1	6	1	0	0	0	13.2	21	16	13	9	10	
Murray, Cole	16.2	0-0	3	0	0	0	0	1.2	3	3	3	4	3	16.2	0-0	3	0	0	0	0	1.2	3	3	3	4	3	
Abbott, Levi	18.0	0-3	6	2	0	0	0	11.0	20	24	22	19	12	9.19	2-4	14	2	0	0	0	32.1	38	36	33	26	31	
Ritzenhaier, Alec	18.0	0-0	1	0	0	0	0	1.0	1	2	2	1	1	14.8	0-1	9	0	0	0	0	6.2	15	14	11	7	8	
Abramson, Joe	27.0	1-0	3	0	0	0	0	3.0	4	10	9	3	2	27.0	1-0	3	0	0	0	0	3.0	4	10	9	3	2	
Seidel, Rockne	30.8	0-0	3	0	0	0	0	2.1	3	9	8	9	1	18.0	0-1	8	2	0	0	0	9.0	11	21	18	19	6	
Barry, Lukas	36.0	0-0	1	0	0	0	0	1.0	4	5	4	1	0	36.0	0-0	1	0	0	0	0	1.0	4	5	4	1	0	
Totals	5.93	14-14	28	28	0	1	6	236.2	237	189	156	140	259	5.93	14-14	28	28	0	1	6	236.2	237	189	156	140	259	
Opponents	5.45	14-14	28	28	0	1	6	246.0	277	188	149	142	256	5.45	14-14	28	28	0	1	6	246.0	277	188	149	142	256	



2022 CANISIUS BASEBALL GAME NOTES

GAME-BY-GAME BATTING STATISTICS

Date	Opponent	AB	R	H	RBI	2B	3B	HR	TB	BB	IBB	SB	CS	HBP	SAC	SF	GDP	SO	PO	A	E	LOB	AVG
2/18	vs. Pittsburgh	42	11	15	9	2	0	3	26	2	0	0	0	0	0	0	0	16	27	4	0	6	.357
2/19	vs. Pittsburgh	27	2	6	2	0	0	0	6	4	0	0	0	0	0	0	0	2	18	4	1	8	.304
2/19	vs. Pittsburgh	31	0	5	0	1	0	0	6	1	0	0	0	1	0	0	2	8	24	8	1	6	.260
2/20	vs. Pittsburgh	39	15	15	15	1	0	2	22	10	0	2	0	1	0	2	3	6	27	9	0	10	.295
2/25	at Morehead State	41	11	16	9	1	0	1	20	9	0	1	0	1	0	1	1	5	27	3	2	14	.317
2/26	at Morehead State	31	3	7	3	0	0	1	10	4	0	2	0	0	0	0	0	10	21	2	2	8	.303
2/26	at Morehead State	25	2	4	2	0	0	1	7	1	0	0	0	1	0	0	1	7	18	9	1	4	.288
2/27	at Morehead State	40	6	12	5	2	1	0	16	2	1	4	0	1	0	0	0	10	27	8	0	10	.290
3/1	at West Virginia	33	3	7	3	3	1	0	12	1	0	0	0	1	1	0	0	11	24	14	3	6	.282
3/4	at Liberty	34	1	7	0	0	0	0	7	1	0	1	0	1	0	0	1	10	24	3	2	9	.274
3/5	at Liberty	32	3	5	3	2	0	0	7	3	0	3	0	2	0	0	0	12	24	6	1	7	.264
3/6	at Liberty	35	5	8	4	1	0	1	12	6	0	1	0	2	0	0	0	17	24	11	3	11	.261
3/12	at Charleston Southern	38	4	12	4	0	0	0	12	6	0	0	0	1	1	0	0	15	27	12	1	15	.266
3/12	at Charleston Southern	36	15	11	10	2	1	0	15	6	0	0	1	1	0	1	0	7	21	7	6	8	.269
3/13	at Charleston Southern	35	8	10	6	3	0	1	16	5	0	2	0	0	0	1	2	5	27	11	2	6	.270
3/18	at North Carolina A&T	52	7	15	6	1	1	2	24	5	0	1	0	1	0	1	0	10	37	12	4	13	.271
3/19	at North Carolina A&T	39	4	16	4	2	0	0	18	2	0	0	0	1	0	1	1	6	24	10	2	12	.280
3/20	at North Carolina A&T	33	4	6	4	1	1	1	12	5	0	0	0	0	0	0	0	8	27	11	0	7	.275
3/25	at Manhattan	33	1	5	1	0	0	0	5	2	0	1	0	0	0	0	1	8	25	6	0	8	.269
3/26	at Manhattan	41	13	14	11	1	1	0	17	13	0	7	0	0	0	0	0	5	27	7	1	14	.273
3/27	at Manhattan	29	1	4	1	2	0	0	6	5	0	0	1	1	0	0	1	10	24	8	1	7	.268
4/1	at Quinnipiac	31	2	4	1	1	0	1	8	8	0	2	1	0	0	0	1	13	24	7	3	10	.263
4/2	at Quinnipiac	49	15	22	11	7	0	2	35	0	1	1	0	0	0	0	0	7	27	7	1	13	.274
4/3	at Quinnipiac	35	5	9	4	3	0	2	18	5	0	1	0	1	0	0	1	10	27	8	2	9	.273
4/5	CORNELL	35	10	9	10	3	0	0	12	8	0	2	0	3	0	0	0	7	27	9	1	8	.272
4/8	IONA	35	12	11	12	3	1	2	22	5	0	3	0	3	0	0	0	11	27	8	0	7	.274
4/9	IONA	35	13	13	13	2	0	3	24	10	1	5	1	3	1	0	0	8	27	10	1	13	.277
4/10	IONA	32	12	9	12	2	1	2	19	7	1	2	0	2	1	0	0	12	27	13	0	6	.278
4/12	at St. Bonaventure																						
4/14	MARIST																						
4/15	MARIST																						
4/16	MARIST																						
4/23	at Ohio																						
4/23	at Ohio																						
4/26	ST. BONAVENTURE																						
4/29	at Siena																						
4/30	at Siena																						
5/1	at Siena																						
5/6	NIAGARA																						
5/7	NIAGARA																						
5/8	NIAGARA																						
5/10	at Binghamton																						
5/13	at Rider																						
5/14	at Rider																						
5/15	at Rider																						
5/18	MONMOUTH																						
5/19	MONMOUTH																						
5/20	MONMOUTH																						
TOTALS		998	188	277	165	46	8	25	414	136	4	41	4	28	4	7	15	256	710	227	41	255	.278



2022 CANISIUS BASEBALL GAME NOTES

GAME-BY-GAME BATTING SITUATIONALS

Date	Opponent	Total H/AB	vs. LHP	vs. RHP	With Runners On	Bases Empty	Bases Loaded	With 2 Outs	With RBI-op	Rch As Leadoff	RBI w/ 3rd<2out
2/18	vs. Pittsburgh	15-42	1-4	14-38	8-22	7-20	0-0	3-12	3-13	5-9	0-3
2/19	vs. Pittsburgh	6-27	0-0	6-27	3-14	3-13	0-0	0-7	1-9	1-7	1-1
2/19	vs. Pittsburgh	5-31	0-0	5-31	1-11	4-20	0-0	4-13	0-2	3-9	0-0
2/20	vs. Pittsburgh	15-39	4-12	11-27	10-22	5-17	2-3	7-14	7-17	2-9	4-6
2/25	at Morehead State	16-41	3-5	13-36	10-25	6-16	0-5	3-10	5-19	5-9	4-9
2/26	at Morehead State	7-31	1-6	6-25	4-16	3-15	0-0	2-10	1-10	2-8	1-1
2/26	at Morehead State	4-25	1-4	3-21	1-9	3-16	0-0	0-6	0-1	3-7	0-0
2/27	at Morehead State	12-40	1-1	11-39	7-24	5-16	0-0	3-12	4-18	5-9	2-4
3/1	at West Virginia	7-33	0-1	7-32	3-14	4-19	0-0	3-12	2-7	2-9	0-0
3/4	at Liberty	7-34	6-30	1-4	2-18	5-16	0-1	4-13	0-6	3-9	0-1
3/5	at Liberty	5-32	2-14	3-18	2-17	3-15	0-0	2-11	2-6	4-9	1-1
3/6	at Liberty	8-35	0-0	8-35	3-20	5-15	0-2	1-10	0-10	4-9	1-3
3/12	at Charleston Southern	12-38	1-6	11-32	7-24	5-14	0-3	2-11	3-14	4-9	2-5
3/12	at Charleston Southern	11-36	8-27	3-9	7-25	4-11	2-4	4-13	5-17	5-7	6-9
3/13	at Charleston Southern	10-35	0-0	10-35	4-15	6-20	1-2	4-10	4-12	2-9	3-3
3/18	at North Carolina A&T	15-52	7-25	8-27	8-24	7-28	0-2	3-15	2-10	7-13	1-2
3/19	at North Carolina A&T	16-39	0-0	16-39	9-24	7-15	2-2	2-9	4-16	4-9	3-3
3/20	at North Carolina A&T	6-33	5-20	1-13	3-12	3-21	0-1	1-10	3-10	2-9	2-2
3/25	at Manhattan	5-33	5-33	0-0	3-15	2-18	0-1	0-9	1-5	4-9	1-2
3/26	at Manhattan	14-41	3-6	11-35	7-27	7-14	2-9	5-14	6-19	6-9	3-8
3/27	at Manhattan	4-29	0-11	4-18	1-14	3-15	0-0	0-9	1-12	5-9	0-1
4/2	at Quinnipiac	4-31	4-31	0-0	0-11	4-20	0-1	2-12	0-7	2-9	0-0
4/2	at Quinnipiac	22-49	0-0	22-49	11-36	11-13	1-1	3-13	5-22	8-9	5-9
4/3	at Quinnipiac	9-35	4-12	5-23	4-19	5-16	0-2	2-10	2-14	4-9	0-1
4/5	CORNELL	9-35	0-0	9-35	7-18	2-17	1-2	3-11	7-16	3-10	5-5
4/8	IONA	11-35	8-23	3-12	8-21	3-14	1-3	7-15	8-18	3-8	1-3
4/9	IONA	13-35	1-5	12-30	9-23	4-12	1-3	3-11	7-20	4-8	3-4
4/10	IONA	9-32	0-9	9-23	6-20	3-12	1-2	2-10	4-14	6-8	4-6
4/12	at St. Bonaventure										
4/14	MARIST										
4/15	MARIST										
4/16	MARIST										
4/23	at Ohio										
4/23	at Ohio										
4/26	ST. BONAVENTURE										
4/29	at Siena										
4/30	at Siena										
5/1	at Siena										
5/6	NIAGARA										
5/7	NIAGARA										
5/8	NIAGARA										
5/10	at Binghamton										
5/13	at Rider										
5/14	at Rider										
5/15	at Rider										
5/18	MONMOUTH										
5/19	MONMOUTH										
5/20	MONMOUTH										
TOTALS		277-998	65-285	212-713	148-540	129-458	14-49	75-312	87-344	108-247	53-92
		.278	.228	.297	.274	.282	.286	.240	.253	.437	.576



2022 CANISIUS BASEBALL GAME NOTES

GAME-BY-GAME PITCHING STATISTICS

Date	Opponent	IP	H	R	ER	BB	SO	2B	3B	HR	WP	BK	HBP	DP	IBB	Score	W	L	SV	ERA	WHIP	BB/9	SO/9
2/18	vs. Pittsburgh	9	7	3	3	7	12	0	0	1	0	0	2	1	0	11-3	1	0	0	3.00	1.56	7.00	12.00
2/19	vs. Pittsburgh	6	10	12	12	9	4	3	0	2	1	0	1	1	0	2-12	1	1	0	9.00	2.20	9.60	9.60
2/19	vs. Pittsburgh	8	4	4	3	5	6	0	0	1	3	0	1	1	0	0-4	1	2	0	7.04	1.83	8.22	8.61
2/20	vs. Pittsburgh	9	9	7	7	12	10	2	0	0	1	0	1	2	0	15-7	2	2	0	7.03	1.97	9.28	9.00
2/25	at Morehead State	9	7	4	4	5	14	3	0	1	0	0	1	0	0	11-4	3	2	0	6.37	1.83	8.34	10.10
2/26	at Morehead State	7	5	4	3	2	10	1	0	0	3	0	1	0	0	3-4	3	3	0	6.00	1.71	7.50	10.50
2/26	at Morehead State	6	7	5	4	5	2	0	0	1	0	0	2	0	0	2-5	3	4	0	6.00	1.74	7.50	9.67
2/27	at Morehead State	9	5	2	2	2	12	3	0	0	1	0	0	0	0	6-2	4	4	0	5.43	1.60	6.71	10.00
3/1	at West Virginia	8	16	17	16	9	2	1	0	2	3	0	2	2	0	3-17	4	5	0	6.85	1.77	7.10	9.13
3/4	at Liberty	8	5	4	3	5	12	0	0	0	0	0	2	0	0	1-4	4	6	0	6.49	1.72	6.95	9.57
3/5	at Liberty	8	9	14	13	8	9	1	0	2	1	0	3	0	0	3-14	4	7	0	7.24	1.76	7.14	9.62
3/6	at Liberty	8	13	14	11	7	8	1	0	1	1	0	5	1	0	5-14	4	8	0	7.67	1.82	7.20	9.57
3/12	at Charleston Southern	9	5	2	2	1	10	2	0	0	2	0	1	0	0	4-2	5	8	0	7.18	1.72	6.66	9.61
3/12	at Charleston Southern	7	8	12	6	8	6	3	1	0	0	0	1	0	0	15-12	6	8	0	7.22	1.76	6.89	9.49
3/13	at Charleston Southern	9	11	6	5	1	6	1	0	0	1	0	3	1	0	8-6	7	8	0	7.05	1.73	6.45	9.23
3/18	at North Carolina A&T	12½	13	8	5	4	16	3	1	1	2	0	2	0	0	7-8	7	9	0	6.73	1.69	6.12	9.45
3/19	at North Carolina A&T	8	19	16	13	2	6	5	1	4	3	0	3	1	0	4-16	7	10	0	7.18	1.75	5.90	9.30
3/20	at North Carolina A&T	9	3	0	0	6	10	0	0	0	1	0	1	1	0	4-0	8	10	0	6.75	1.70	5.91	9.34
3/25	at Manhattan	8½	6	2	2	1	5	2	0	0	1	0	2	0	0	1-2	8	11	3	6.51	1.66	5.65	9.13
3/26	at Manhattan	9	7	5	4	5	7	1	0	1	0	0	0	1	0	13-5	9	11	4	6.37	1.64	5.62	9.02
3/27	at Manhattan	8	10	6	5	3	9	0	0	1	1	0	3	0	0	1-6	9	12	4	6.34	1.64	5.51	9.07
4/1	at Quinnipiac	8	7	5	1	1	15	1	1	0	0	1	0	0	0	2-5	9	13	4	6.11	1.61	5.32	9.41
4/2	at Quinnipiac	9	11	9	8	6	13	2	0	1	2	0	3	0	0	15-9	10	13	4	6.20	1.62	5.35	9.58
4/3	at Quinnipiac	9	5	4	1	8	11	0	0	0	1	0	1	0	0	5-4	11	13	5	5.97	1.61	5.47	9.64
4/5	CORNELL	9	13	11	11	7	11	4	1	1	2	0	1	0	0	10-11	11	14	5	6.18	1.64	5.54	9.70
4/8	IONA	9	9	6	6	3	15	2	1	2	0	0	0	0	0	12-6	12	14	5	6.17	1.63	5.43	9.92
4/9	IONA	9	4	3	2	6	8	0	0	0	2	0	1	1	0	13-3	13	14	5	6.01	1.61	5.46	9.84
4/10	IONA	9	9	4	4	2	10	1	0	0	1	0	2	1	0	12-4	14	14	5	5.93	1.59	5.32	9.85
4/12	at St. Bonaventure																						
4/14	MARIST																						
4/15	MARIST																						
4/16	MARIST																						
4/23	at Ohio																						
4/23	at Ohio																						
4/26	ST. BONAVENTURE																						
4/29	at Siena																						
4/30	at Siena																						
5/1	at Siena																						
5/6	NIAGARA																						
5/7	NIAGARA																						
5/8	NIAGARA																						
5/10	at Binghamton																						
5/13	at Rider																						
5/14	at Rider																						
5/15	at Rider																						
5/18	MONMOUTH																						
5/19	MONMOUTH																						
5/20	MONMOUTH																						
TOTALS		209½	215	176	144	129	226	39	5	20	30	1	42	12	0	151-176	11	14	5	6.18	1.64	5.54	9.70



2022 CANISIUS BASEBALL GAME NOTES

GAME-BY-GAME PITCHING SITUATIONALS

Date	Opponent	Score	Total H/AB	vs. LHB	vs. RHB	With Runners	Bases Empty	With 2 outs	Rch as Leaoff	Gnd Out	Fly Out	ERA
2/18	vs. Pittsburgh	11-3	7-32	3-14	4-18	4-18	3-14	2-10	4-9	3	10	3.00
2/19	vs. Pittsburgh	2-12	10-27	5-13	5-14	7-16	3-11	5-12	4-6	4	9	9.00
2/19	vs. Pittsburgh	0-4	4-27	2-16	2-11	3-11	1-16	4-12	1-8	7	11	7.04
2/20	vs. Pittsburgh	15-7	9-33	4-15	5-18	6-25	3-8	4-12	6-9	6	9	7.03
2/25	at Morehead State	11-4	7-36	5-20	2-16	2-20	5-16	2-11	4-9	4	9	6.37
2/26	at Morehead State	3-4	5-28	3-17	2-11	2-14	3-14	0-7	4-8	4	9	6.00
2/26	at Morehead State	2-5	7-22	2-12	5-10	2-12	5-10	2-7	4-6	6	8	6.00
2/27	at Morehead State	6-2	5-30	2-10	3-20	2-7	3-23	3-10	1-9	3	10	5.43
3/1	at West Virginia	3-17	16-35	11-18	5-17	10-22	6-13	0-6	5-8	8	10	6.85
3/4	at Liberty	1-4	5-29	5-18	0-11	3-14	2-15	1-9	2-8	4	8	6.49
3/5	at Liberty	3-14	9-33	5-17	4-16	6-17	3-16	2-10	3-8	6	9	7.24
3/6	at Liberty	5-14	13-34	7-17	6-17	8-21	5-13	3-11	5-8	9	5	7.67
3/12	at Charleston Southern	4-2	5-31	3-9	2-22	3-12	2-19	1-9	2-9	10	7	7.18
3/12	at Charleston Southern	15-12	8-31	3-7	5-24	4-18	4-13	3-11	2-7	7	8	7.22
3/13	at Charleston Southern	8-6	11-35	3-7	8-28	6-18	5-17	3-11	5-9	9	8	7.05
3/18	at North Carolina A&T	7-8	13-49	5-21	8-28	8-26	5-23	7-19	6-13	11	9	6.73
3/19	at North Carolina A&T	4-16	19-41	9-16	10-25	13-29	6-12	8-15	6-8	8	9	7.18
3/20	at North Carolina A&T	4-0	3-28	3-13	0-15	1-13	2-15	1-9	3-9	8	7	6.75
3/25	at Manhattan	1-2	6-29	3-12	3-17	3-11	3-18	0-7	4-9	5	14	6.51
3/26	at Manhattan	13-5	7-33	1-15	6-18	4-18	3-15	1-10	5-9	9	10	6.37
3/27	at Manhattan	1-6	10-29	6-13	4-16	5-13	5-16	3-10	4-8	6	7	6.34
4/2	at Quinnipiac	2-5	7-30	4-17	3-13	3-12	4-18	1-8	2-8	6	3	6.11
4/2	at Quinnipiac	15-9	11-36	4-14	7-22	7-20	4-16	2-9	4-9	5	7	6.20
4/3	at Quinnipiac	5-4	5-32	2-18	3-14	3-16	2-16	1-11	3-9	7	8	5.97
4/5	CORNELL	10-11	13-37	1-4	12-33	6-21	7-16	5-14	6-9	7	7	6.18
4/8	IONA	12-6	9-35	2-5	7-30	4-17	5-18	1-10	4-9	8	4	6.17
4/9	IONA	13-3	4-30	0-4	4-26	2-14	2-16	0-9	3-9	8	10	6.01
4/10	IONA	12-4	9-32	0-3	9-29	7-15	2-17	1-8	4-9	12	1	5.93
4/12	at St. Bonaventure											
4/14	MARIST											
4/15	MARIST											
4/16	MARIST											
4/23	at Ohio											
4/23	at Ohio											
4/26	ST. BONAVENTURE											
4/29	at Siena											
4/30	at Siena											
5/1	at Siena											
5/6	NIAGARA											
5/7	NIAGARA											
5/8	NIAGARA											
5/10	at Binghamton											
5/13	at Rider											
5/14	at Rider											
5/15	at Rider											
5/18	MONMOUTH											
5/19	MONMOUTH											
5/20	MONMOUTH											
TOTALS		188-189	237-904	103-365	134-539	134-470	103-434	66-287	106-239	190	226	5.93
			.262	.282	.249	.285	.237	.230	.444			



2022 CANISIUS BASEBALL GAME NOTES

GAME-BY-GAME INFORMATION

Date	Opponent	Time (ET) Result	CANISIUS				OPPONENTS				Rec. MAAC Pos. GB				Winning Pitcher	Losing Pitcher	Save	Time	Att.
			R	H	E	LOB	R	H	E	LOB									
2/18	vs. Pittsburgh	W, 11-3	11	15	0	6	3	7	0	11	1-0	—	—	—	Matt Duffy (1-0)	Matt Gilbertson (0-1)	—	3:15	333
2/19	vs. Pittsburgh	L, 2-12	2	6	1	8	12	10	0	8	1-1	—	—	—	Billy Corcoran (1-0)	Levi Abbott (0-1)	—	2:16	222
	vs. Pittsburgh	L, 0-4	0	5	1	6	4	4	1	6	1-2	—	—	—	Logan Evans (1-0)	Aaron Duffy (0-1)	Hayden Summers (1)	2:30	227
2/20	vs. Pittsburgh	W, 15-7	15	15	0	10	7	9	2	13	2-2	—	—	—	Peyton Consigli (1-0)	Ben Dragani (0-1)	—	4:09	249
2/25	at Morehead State	W, 11-4	11	16	2	14	4	7	1	11	3-2	—	—	—	Matt Duffy (2-0)	Luke Helton (0-1)	—	3:30	128
2/26	at Morehead State	L, 3-4	3	7	2	8	4	5	0	5	3-3	—	—	—	John Bakke (1-0)	David Yankowski (0-1)	—	2:38	—
	at Morehead State	L, 2-5	2	4	1	4	5	7	1	8	3-4	—	—	—	Alex Kafka (1-0)	Levi Abbott (0-2)	John Bakke (1)	1:45	175
2/27	at Morehead State	W, 6-2	6	12	0	10	2	5	2	3	4-4	—	—	—	Chris Pouliot (1-0)	Matt Bettio (0-1)	—	3:03	165
3/1	at West Virginia	L, 3-17	3	7	3	6	17	16	0	7	4-5	—	—	—	Michael Kilker (1-0)	Justin Guiliano (0-1)	—	3:15	1,356
3/4	at Liberty	L, 1-4	1	7	2	9	4	5	2	9	4-6	—	—	—	Joe Adametz III (2-1)	Matt Duffy (2-1)	Cade Hungate (3)	2:17	1,050
3/5	at Liberty	L, 3-14	3	5	1	7	14	9	1	6	4-7	—	—	—	Trey Gibson (2-0)	Aaron Duffy (0-2)	—	3:04	1,255
3/6	at Liberty	L, 5-14	5	8	3	11	14	13	0	11	4-8	—	—	—	Max Alba (2-0)	Chris Pouliot (1-1)	—	3:31	1,135
3/12	at Charleston Southern	W, 4-2	4	12	1	15	2	5	2	5	5-8	—	—	—	Matt Duffy (3-1)	Jerry Couch (1-2)	Brett Kochanski (1)	2:55	42
	at Charleston Southern	W, 15-12	15	11	6	8	12	8	6	9	6-8	—	—	—	Joe Abramson (1-0)	Connor Yoder (0-1)	Tom Peltier (1)	3:24	108
3/13	at Charleston Southern	W, 8-6	8	10	2	6	6	11	5	6	7-8	—	—	—	Chris Pouliot (2-1)	Evan Truitt (1-3)	Peyton Consigli (1)	3:02	119
3/18	at North Carolina A&T	L, 7-8 (13)	7	15	4	13	8	13	2	11	7-9	—	—	—	Isaiah Brewington (1-0)	Peyton Consigli (1-1)	—	4:28	173
3/19	at North Carolina A&T	L, 4-16	4	16	2	12	16	19	0	8	7-10	—	—	—	Logan Jarosz (2-2)	Aaron Duffy (0-3)	—	3:04	178
3/20	at North Carolina A&T	W, 4-0	4	6	0	7	0	3	0	8	8-10	—	—	—	Chris Pouliot (2-1)	Peyton Winebarger (2-1)	Tom Peltier (2)	2:37	157
3/25	at Manhattan	L, 1-2	1	5	0	7	2	6	2	5	8-11	0-1	T-5	1.0	John Farley (2-0)	Tom Peltier (0-1)	—	2:27	103
3/26	at Manhattan	W, 13-5	13	14	1	14	5	7	1	6	9-11	1-1	T-3	1.0	Chris Pouliot (4-1)	Jordan Warecke (2-2)	Brett Kochanski (2)	3:10	85
3/27	at Manhattan	L, 1-6	1	4	1	7	6	10	2	6	9-12	1-2	T-8	2.0	Kyle Lesler (1-0)	David Yankowski (0-2)	John Farley (3)	2:55	92
4/2	at Quinnipiac	L, 2-5	2	4	3	10	5	7	3	3	9-13	1-3	9	2.5	Brandyn Garcia (4-3)	Matt Duffy (3-2)	Anthony Ambrosino (1)	2:39	102
	at Quinnipiac	W, 15-9	15	22	1	13	9	11	1	9	10-13	2-3	T-7	2.0	Chris Pouliot (5-1)	Kevin Seitter (0-5)	—	4:07	167
4/3	at Quinnipiac	W, 5-4	5	9	2	9	4	5	0	10	11-13	3-3	T-6	2.0	David Yankowski (1-1)	Tate Copeland (0-3)	Peyton Consigli (2)	3:24	112
4/5	CORNELL	L, 10-11	10	9	1	8	11	13	1	9	11-14	3-3	T-6	2.0	William Gilbert (1-1)	Levi Abbott (0-3)	Braden Mack (1)	3:27	194
4/8	IONA	W, 12-6	12	11	0	7	6	9	0	6	12-14	4-3	T-5	2.0	Peyton Consigli (2-1)	Alex Hunt (0-1)	—	2:48	138
4/9	IONA	W, 13-3	13	13	1	13	3	4	3	8	13-14	5-3	T-4	1.5	Chris Pouliot (6-1)	Joey Kasper (0-2)	—	3:12	117
4/10	IONA	W, 12-4	12	9	0	6	4	9	1	4	14-14	6-3	T-3	1.5	David Yankowski (2-1)	Vicente Mendoza (0-5)	—	2:59	113
4/12	at St. Bonaventure	3 p.m.																	
4/14	MARIST	12 p.m.																	
4/15	MARIST	3 p.m.																	
4/16	MARIST	2:30 p.m.																	
4/23	at Ohio	12 p.m.																	
	at Ohio	3 p.m.																	
4/26	ST. BONAVENTURE	3 p.m.																	
4/29	at Siena	3 p.m.																	
4/30	at Siena	1 p.m.																	
5/1	at Siena	1 p.m.																	
5/6	NIAGARA	3 p.m.																	
5/7	NIAGARA	12 p.m.																	
5/8	NIAGARA	11 a.m.																	
5/10	at Binghamton	5 p.m.																	
5/13	at Rider	3:30 p.m.																	
5/14	at Rider	1 p.m.																	
5/15	at Rider	12 p.m.																	
5/18	MONMOUTH	12 p.m.																	
5/19	MONMOUTH	12 p.m.																	
5/20	MONMOUTH	3 p.m.																	

