



WOMEN'S BASKETBALL GAME NOTES

Koessler Athletic Center ▶ 2001 Main Street ▶ Buffalo, N.Y. 14208 ▶ Phone: (716) 888-8266
gogriffs.com ▶ @GriffsWBB ▶ @MAACSports ▶ #Griffs ▶ #MAACHoops

GOLDEN GRIFFINS

6-24
OVERALL

3-17
MAAC

—/—
RANKS (AP/USA TODAY)



VS



19-10
OVERALL

JASPERS

14-6
MAAC

—/—
RANKS (AP/USA TODAY)

Sahar Nusseibeh
HEAD COACH, 1ST SEASON

6-24 (.200)
RECORD AT CANISIUS, 1ST SEASON

Heather Vulin
HEAD COACH, 6TH SEASON

78-92 (.459)
RECORD AT MANHATTAN, 6TH SEASON

2021-22 SCHEDULE

DATE	OPPONENT	TV	TIME/RESULT
NOVEMBER (2-4)			
11/9	at Buffalo	ESPN3	L, 42-102
11/13	at Binghamton	ESPN3	L, 56-73
11/17	at St. Bonaventure	ESPN+	L, 59-67
11/20	COLGATE	ESPN3	W, 61-58
11/23	DETROIT MERCY	ESPN3	W, 64-55
11/27	ROBERT MORRIS	ESPN3	L, 43-57
DECEMBER (0-5)			
12/1	at Duquesne	ESPN+	L, 60-69
12/8	YOUNGSTOWN STATE	ESPN3	L, 66-69
12/15	at UAlbany	ESPN+	L, 46-65
12/19	SAINT PETER'S*	ESPN3	L, 55-65
12/21	MANHATTAN*	ESPN3	L, 63-85
JANUARY (1-7)			
1/9	NIAGARA*	ESPN3	L, 86-87 (OT)
1/13	RIDER*	ESPN3	L, 51-59
1/15	FAIRFIELD*	ESPN3	L, 37-73
1/20	at Saint Peter's*	ESPN+	L, 55-74
1/22	at Monmouth*	ESPN+	L, 48-60
1/24	at Marist*	ESPN3	L, 44-57
1/27	QUINNIPIAC*	ESPN3	L, 53-62
1/29	SIENA*	ESPN3	W, 81-78
FEBRUARY (1-8)			
2/3	at Iona*	ESPN+	L, 55-66
2/5	at Fairfield*	ESPN+	L, 54-63 (OT)
2/7	at Quinnipiac*	ESPN+	L, 55-76
2/10	MONMOUTH*	ESPN3	L, 52-62
2/12	MARIST*	ESPN3	W, 65-61
2/17	at Manhattan*	ESPN+	L, 62-86
2/19	at Rider*	ESPN3	L, 57-72
2/24	at Siena*	ESPN+	L, 54-56
2/26	at Niagara*	ESPN3	L, 78-82
MARCH (2-0)			
3/5	IONA*	ESPN3	W, 71-62
2022 MAAC BASKETBALL CHAMPIONSHIP			
<i>Jim Whelan Boardwalk Hall (Atlantic City, N.J.)</i>			
3/8	6-Monmouth	ESPN+	W, 71-65
3/10	3-Manhattan	ESPN+	TODAY
3/11	Semifinals	ESPN+	1:30 p.m.
3/12	Championship Game	ESPNNews	11 a.m.
Home games in Bold and CAPS			
<i>All times Eastern, subject to change</i>			

* - Metro Atlantic Athletic Conference (MAAC) Game

GAME NO.

31



Play-by-Play: Geoff Brault

Analyst: Ali Jaques

Sideline: Diane Nolan

OPENING TIP

After becoming the first No. 11 seed to win a game at the MAAC Women's Basketball Championship, Canisius squares off against the third-seeded Manhattan Jaspers in the quarterfinals of the 2022 Hercules Tires MAAC Women's Basketball Championship from Jim Whelan Boardwalk Hall in Atlantic City, N.J., this afternoon.

LAST TIME OUT

Canisius sophomore **DANI HASKELL** scored a game-high 26 points and junior **SHAUNAE BROWN** added 14 points and five rebounds, as the No. 11 seed Golden Griffins defeated No. 6 seed Monmouth 71-65 in the opening round of the 2022 Hercules Tires MAAC Women's Basketball Championship at Jim Whelan Boardwalk Hall in Atlantic City, N.J., Tuesday afternoon.

COACHING TREE REUNION

Canisius head coach **SAHAR NUSSEIBEH** will be going head-to-head with Manhattan's **HEATHER VULIN**, whom she served on a coaching staff with for three seasons in Riverdale.

Vulin has been victorious in the previous two meetings — both of which occurred earlier this season.

SERIES HISTORY

This afternoon marks the 69th all-time meeting between the Golden Griffins and Jaspers. Canisius has a slight 35-33 advantage in the series.

Canisius and Manhattan have not squared off in postseason play since a quarterfinal matchup at the 2005 MAAC Women's Basketball Championship in Buffalo. The Griffis defeated the eighth-ranked Jaspers before going on to capture the first — and only — MAAC Women's Basketball Championship in program history.

The victory for the Griffis also snapped a three-game losing streak to Manhattan in postseason play.



Overall vs. Monmouth: . . . Monmouth leads, 10-9

at Canisius: Canisius leads, 6-2

at Monmouth: Monmouth leads, 5-3

at Neutral Sites: Monmouth leads, 3-0

First Meeting: . . . 1/10/14 at Monmouth — L, 56-64

Last Meeting: . . . 2/10/22 at Canisius — L, 52-62

Last Victory: . . . 2/22/20 at Canisius — W, 54-53

SCOUTING REPORT



58.1	POINTS PER GAME >>	66.1
.371	FIELD GOAL PCT. >>	.400
.324	<< 3-POINT FG PCT.	.268
.656	FREE THROW PCT. >>	.713
33.0	REBOUNDS PER GAME >>	43.7
10.2	ASSISTS PER GAME >>	12.0
3.26	BLOCKS PER GAME >>	3.28
6.4	STEALS PER GAME >>	8.0
68.8	SCORING DEFENSE >>	61.4
.437	FIELD GOAL DEFENSE >>	.375
.287	<< 3-POINT FG DEFENSE >>	.311
-5.9	REBOUND MARGIN >>	+10.3
0.56	AST/TO RATIO >>	0.64

LAST GAME'S STARTING FIVE

0 BROWN JR • GUARD	12 LEXA FR • GUARD	14 HASKELL SO • GUARD	21 JACKSON SR • FORWARD	23 JOSEPH SR • GUARD
MPG 29.4	MPG 22.8	MPG 31.5	MPG 18.2	MPG 34.0
PPG 8.1	PPG 8.4	PPG 14.5	PPG 4.7	PPG 8.3
FG% 36.0%	FG% 42.7%	FG% 37.4%	FG% 46.9%	FG% 32.6%
RPG 2.4	3-FG% 33.3%	RPG 4.0	RPG 6.5	RPG 2.9
APG 2.3	APG 2.7	APG 2.9	SPG 1.0	APG 1.4

COMMUNICATIONS

MARSHALL HAIM

Athletic Communications Graduate Assistant

Email: haimm@canisius.edu

Phone: (716) 465-4945 (mobile)

2021-22 CANISIUS WOMEN'S BASKETBALL ROSTER AND TV CHART

NUMERICAL ROSTER

NO.	NAME	POS	HT	YEAR	HOMETOWN / PREVIOUS SCHOOL(S)	PRONUNCIATION
0	Shaunae Brown	G	5'5"	Jr.	Toronto, Ontario / J. Addison	Shaw-NAY
2	Lydia Gattozzi	G	5'10"	Fr.	Chardon, Ohio / Beaumont	Guh-TOE-zee
5	Ella Väättänen	F	6'1"	Gr.	Helsinki, Finland / Mäkelänrinne / LIU	VAH-ta-nihnn
10	Giana Hernandez-Boulden	G	6'1"	So.	Hamilton, N.J. / Trenton Catholic Academy / Rhode Island	Boll-din
11	Hannah Dolan	G	5'10"	Fr.	Williamsville, N.Y. / Williamsville South / Northfield Mt. Hermon (Mass.)	DOH-lin
12	Athina Lexa	G	5'9"	Fr.	Thessaloniki, Greece / Hellenic College of Thessaloniki	Uh-theen-uh LEHK-suh
13	Xanthippi Karatasiou	G	5'9"	Fr.	Katerini, Greece / High School of Kontariotissa	Zan-thip-EE Care-uh-tas-you
14	Dani Haskell	G	5'6"	So.	Franklinville, N.Y. / Franklinville	Hass-KULL
15	Èlia Páez	G	5'9"	Fr.	Sabadell, Spain / Escola Pia Sabadell	EH-lee-uh PIES
20	Jane McCauley	G	5'9"	Jr.	New Rochelle, N.Y. / The Ursuline School / Vermont	muh-KAHL-lee
21	Kayla Jackson	F	5'11"	Sr.	Rochester, N.Y. / Aquinas Institute / UMBC	
23	Erika Joseph	G	5'8"	Sr.	Toronto, Ontario / J. Addison	
24	Cheyenne Stubbs	G	5'5"	Fr.	Bradenton, Fla. / Braden River	SHY-ann
33	Rhay Porter	F	6'1"	Fr.	Scotia, N.Y. / Wilbraham and Monson Academy (Mass.)	Ray

COACHING & SUPPORT STAFF

HEAD COACH: Sahar Nusseibeh (American '09), 1st season
(Suh-HAR new-SAY-bey)








ASSISTANT COACH: Jared Zeidman (Quinnipiac '08), 1st season
(ZIGHD-mihn - rhymes with sighed)

ASSISTANT COACH: Krista Beechy (Grove City '10), 1st season
(BEACH-ee)








ACADEMIC & OPERATIONS COACH: Ben Lober
(Michigan State '20), 2nd Season








ATHLETIC TRAINER: Taylor Kenney
(SUNY Cortland '19), 2nd season at Canisius, 1st with program

GLOBAL OUTLOOK

	New York	5		Finland	1		Ohio	1
	Greece	2		Florida	1		Spain	1
	Ontario	2		New Jersey	1			

TELEVISION CHART

						
0 SHAUNAE BROWN Jr. • G • 5'5" Toronto, Ontario	2 LYDIA GATTOZZI Fr. • G • 5'10" Chardon, Ohio	5 ELLA VÄÄTTÄNEN Gr. • F • 6'1" Helsinki, Finland	10 GIANA HERNANDEZ-BOULDEN So. • G • 6'1" Hamilton, N.J.	11 HANNAH DOLAN Fr. • G • 5'10" Williamsville, N.Y.	12 ATHINA LEXA Fr. • G • 5'9" Thessaloniki, Greece	13 XANTHIPPI KARATASIOU Fr. • G • 5'9" Katerini, Greece

						
14 DANI HASKELL So. • G • 5'6" Franklinville, N.Y.	15 ÈLIA PÁEZ Fr. • G • 5'9" Sabadell, Spain	20 JANE MCCAULEY Jr. • G • 5'9" New Rochelle, N.Y.	21 KAYLA JACKSON Sr. • F • 5'11" Rochester, N.Y.	23 ERIKA JOSEPH Sr. • G • 5'8" Toronto, Ontario	24 CHEYENNE STUBBS Fr. • G • 5'5" Bradenton, Fla.	33 RHAY PORTER Fr. • F • 6'1" Scotia, N.Y.

				
SAHAR NUSSSEIBEH Head Coach • 1st Season American '09	JARED ZEIDMAN Assistant Coach • 1st Season Quinnipiac '08	KRISTA BEECHY Assistant Coach • 1st Season Grove City '10	BEN LOBER Academic & Ops Coach • 2nd Season Michigan State '20	TAYLOR KENNEY Athletic Trainer • 1st Season SUNY Cortland '19



2021-22 CANISIUS WOMEN'S BASKETBALL GAME NOTES

GRIFFS TRENDS

NUSSEIBEH

CATEGORY	2021-22	ERA
Overall	6-24	6-24
MAAC	3-17	3-17
Non-Conference	2-7	2-7
vs. Power 5	0-0	0-0
vs. Non-Power 5	2-7	2-7

Home	5-9	5-9
Away	0-15	0-15
Neutral	1-0	1-0

Day Games (before 5 p.m.)	5-10	5-10
Night Games (5 p.m. or later)	1-14	1-14

November	2-4	2-4
December	0-5	0-5
January	1-7	1-7
February	1-8	1-8
March	2-0	2-0

Leading at Halftime	5-6	5-6
Trailing at Halftime	1-17	1-17
Tied at Halftime	0-1	0-1

Leading with 5:00 Left	5-2	5-2
Trailing with 5:00 Left	1-22	1-22
Tied with 5:00 Left	0-0	0-0

In Overtime	0-2	0-2
-------------	-----	-----

Canisius Outrebounds Opponent	2-7	2-7
Opponent Outrebounds Canisius	4-17	4-17
Teams Tied in Rebounds	0-0	0-0

Canisius Has More Turnovers	5-18	5-18
Opponent Has More Turnovers	1-5	1-5
Teams Tied in Turnovers	0-1	0-1

Canisius Has More FT Attempts	5-5	5-5
Opponent Has More FT Attempts	1-17	1-17
Teams Tied in FT Attempts	0-2	0-2

Canisius Shoots 50% or Higher	1-0	1-0
Canisius Shoots Less than 50%	5-24	5-24

Canisius Outshoots Opponent	4-5	4-5
Opponent Outshoots Canisius	2-19	2-19
Teams Tied in FG%	0-0	0-0

Canisius Bench Outscores Opponent	1-7	1-7
Opponent Bench Outscores Canisius	3-17	3-17
Canisius is Tied in Bench Points	2-0	2-0

Canisius Scores 59 Points or Less	0-18	0-18
Canisius Scores 60-69 Points	3-4	3-4
Canisius Scores 70-79 Points	2-1	2-1
Canisius Scores 80-89 Points	1-1	1-1
Canisius Scores 90-99 Points	0-0	0-0
Canisius Scores 100+ Points	0-0	0-0

Canisius Allows 59 Points or Less	2-4	2-4
Canisius Allows 60-69 Points	3-10	3-10
Canisius Allows 70-79 Points	1-5	1-5
Canisius Allows 80-89 Points	0-4	0-4
Canisius Allows 90-99 Points	0-0	0-0
Canisius Allows 100+ Points	0-1	0-1

MISCELLANEOUS STREAKS

Consecutive Games with a 3-PT FG	312
Consecutive Games Holding Opponent Under 100 Pts	29
100-Point Games in Program History	12
100-Point Games Under Sahar Nusseibeh	0
Canisius' All-Time OT Record	27-24
Canisius' Last OT Game	2/5/22 at Fairfield — L, 54-63 (OT)

NUMBERS TO KNOW

.437

Canisius, as a team, has made 43.7 percent of its shot attempts over its last five games. **SHAUNAE BROWN** has made 60.7 percent of her shots (17-of-28), which leads the team during the stretch. **KAYLA JACKSON** (10-of-17 - .588), **ATHINA LEXA** (26-of-55 - .473) and **DANI HASKELL** (27-of-66 - .409) are all shooting at 40 percent clips (min. 15 att.).

Canisius leads the MAAC and is ranked 31st nationally in 3-point field goals per game this season, averaging 8.1 per contest. Rider is second in the MAAC with its 6.3 figure, which is tied with Austin Peay and Oakland for 120th.

10

Three freshmen have recorded multiple 10-point performances this season for the Griffis: **ATHINA LEXA** (12), **LYDIA GATTOZZI** (4) and **CHEYENNE STUBBS** (3). It is the first time since 2010-11 there has been at least three freshmen with multiple 10-point games (**JAMIE RUTLE** - 12, **JEN MORABITO** - 8, **JEN LENNOX** - 3, **COURTNEY VANDEBOVENKAMP** - 3).

Freshman **ATHINA LEXA** and sophomore **DANI HASKELL** are averaging north of 13 points per game over their last five games. Haskell's 16.2 average in her last five leads the team, as she has made 40.9 percent of her shot attempts (27-of-66). Lexa is averaging 13.8 points and shooting at a 47.3 percent clip (26-of-55).

312

Canisius has made a 3-pointer in each of its last 312 games. The last time the Griffis did not make a 3-pointer was in a 66-56 loss to Iona on Feb. 18, 2011, which snapped a then-NCAA record of 510 consecutive games with at least one made 3-pointer. Dating back to the 1993-94 season, the Griffis have made a 3-pointer 821 of its last 822 games.

GUARD - #14 DANI HASKELL



Sophomore **DANI HASKELL** scored 26 points in Canisius' victory over Monmouth on Tuesday. Haskell is the first Golden Griffin with three straight 20-point games since **JENEL STEVENS** in 2002-03.

WHAT IS A GRIFFIN?

The Griffin is a mythical creature of supposed gigantic size that has the head, forelegs and wings of an eagle and the hindquarters, tail and ears of a lion. They are well known for their speed, ability to fly and having eyes like an eagle as well as the strength and courage of a lion.

Griffins have been known for centuries as symbols of strength and vigilance, have been called "The Hounds of Zeus" in Greek mythology and are said to have mastery of both the land and sky.

They are thought to be from India, where the natives of the land made their talons and claws into drinking cups because the talon of a Griffin was said to detect poison in a liquid. Griffins would find gold in the mountains and line their nests with it and as a result, were forced to become great guardians of the nests to keep the hunters away.



2021-22 CANISIUS WOMEN'S BASKETBALL GAME NOTES



AROUND THE MAAC

2021-22 PLAYERS OF THE WEEK

Nov. 15	Player	Zaria Shazer (Marist)
	Rookie	Aaliyah Parker (Niagara)
Nov. 24	Player	Courtney Warley (Manhattan)
	Rookie	Aaliyah Parker (Niagara)
Nov. 29	Player	Lou Lopez-Senechal (Fairfield)
	Rookie	Bella Nascimento (Manhattan)
Dec. 6	Player	Raphaella Toussaint (Rider)
	Rookie	Lydia Gattozzi (Canisius)
Dec. 13	Player	Dee Dee Davis (Manhattan)
	Rookie	Aaliyah Parker (Niagara)
Dec. 20	Player	Kendrea Williams (Saint Peter's)
	Rookie	Petra Juric (Manhattan)
Dec. 27	Player	Kendrea Williams (Saint Peter's)
	Co-Rookie	Cheyenne Stubbs (Canisius)
		Siobhan Boylan (Marist)
Jan. 3	Player	Lou Lopez-Senechal (Fairfield)
Jan. 10	Player	Lou Lopez-Senechal (Fairfield)
	Rookie	Cheyenne Stubbs (Canisius)
Jan. 17	Player	Lenaehja Evans (Rider)
	Rookie	Imani Harris (Siena)
Jan. 24	Player	Amani Free (Quinnipiac)
	Rookie	Aaliyah Parker (Niagara)
Jan. 31	Co-Player ..	Mackenzie DeWees (Quinnipiac)
	Co-Player ..	Rayshel Brown (Siena)
	Rookie	Aaliyah Parker (Niagara)
Feb. 7	Player	Mikala Morris (Quinnipiac)
	Rookie	Jackie Grisdale (Quinnipiac)
Feb. 14	Player	Kassondra Brown (Saint Peter's)
	Rookie	Aaliyah Parker (Niagara)
Feb. 21	Player	Mikala Morris (Quinnipiac)
	Rookie	Aaliyah Parker (Niagara)
Feb. 28	Player	Kassondra Brown (Saint Peter's)
	Rookie	Aaliyah Parker (Niagara)
March 7	Player	Dee Dee Davis (Manhattan)
	Rookie	Petra Juric (Manhattan)

POSTSEASON HONORS

All-MAAC First Team

Player	School
Lou Lopez-Senechal (Unanimous)	Fairfield
Dee Dee Davis	Manhattan
Courtney Warley	Manhattan
Angel Parker (Unanimous)	Niagara
Mackenzie DeWees	Quinnipiac

All-MAAC Second Team

Player	School
Juana Camilion	Iona
Stella Clark	Monmouth
Mikala Morris	Quinnipiac
Kassondra Brown	Saint Peter's
Kendrea Williams	Saint Peter's
Rayshel Brown	Siena

All-MAAC Third Team

Player	School
Dani Haskell	Canisius
Callie Cavanaugh	Fairfield
Rachel Hakes	Fairfield
Brazil Harvey-Carr	Manhattan
Lenaehja Evans	Rider

All-MAAC Rookie Team

Player	School
Athina Lexa (Unanimous)	Canisius
Petra Juric	Manhattan
Aaliyah Parker (Unanimous)	Niagara
Jackie Grisdale	Quinnipiac
Imani Harris	Siena

2021-22 MAAC WOMEN'S BASKETBALL STANDINGS

Standings through games played on March 9, 2022

SCHOOL	MAAC		OVERALL		H	A	N	STRK	NET
	W-L	PCT	W-L	PCT					
Fairfield	19-1	.950	23-6	.793	11-1	10-4	2-1	W13	114
Quinnipiac	14-6	.700	20-10	.667	11-3	8-7	1-0	W2	135
Manhattan	14-6	.700	19-10	.655	11-2	8-6	0-2	W2	184
Niagara	11-9	.550	14-14	.500	9-4	5-10	0-0	W2	255
Siena	10-10	.500	10-18	.357	6-7	4-11	0-0	W2	266
e-Monmouth	9-11	.450	14-16	.467	8-6	6-9	0-1	L2	273
e-Saint Peter's	9-11	.450	13-18	.419	8-6	4-11	1-1	L1	258
e-Iona	8-12	.400	11-16	.407	6-7	4-8	1-1	L1	262
e-Rider	7-13	.350	9-21	.300	4-9	5-10	0-2	L3	293
e-Marist	6-14	.300	8-21	.276	6-8	2-12	0-1	L4	297
Canisius	3-17	.150	6-24	.200	5-9	0-15	1-0	W2	327

NOTE: e-Eliminated from MAAC Women's Basketball Championship

2021-22 MAAC WOMEN'S BASKETBALL STATISTICS

Statistics through games played on March 9, 2022

Scoring Offense

	Team	G	W-L	Pts	AVG
1.	Niagara	28	14-14	1998	71.36
2.	Quinnipiac	30	20-10	2039	67.97
3.	Manhattan	29	19-10	1917	66.10
4.	Fairfield	29	23-6	1869	64.45
5.	Monmouth	30	14-16	1776	59.20
6.	Saint Peter's	31	13-18	1829	59.00
7.	Rider	30	9-21	1748	58.27
8.	Canisius	30	6-24	1744	58.13
9.	Siena	28	10-18	1622	57.93
10.	Iona	27	11-16	1521	56.33
11.	Marist	29	8-21	1528	52.69

Scoring Defense

	Team	G	Pts	AVG
1.	Fairfield	29	1647	56.79
2.	Iona	27	1589	58.85
3.	Quinnipiac	30	1773	59.10
4.	Siena	28	1686	60.21
5.	Marist	29	1748	60.28
6.	Saint Peter's	31	1886	60.84
7.	Manhattan	29	1780	61.38
8.	Monmouth	30	1847	61.57
9.	Rider	30	1911	63.70
10.	Canisius	30	2065	68.83
11.	Niagara	28	2061	73.61

Scoring Margin

	Team	G	Off	Def	Margin
1.	Quinnipiac	30	67.97	59.10	+8.87
2.	Fairfield	29	64.45	56.79	+7.66
3.	Manhattan	29	66.10	61.38	+4.72
4.	Saint Peter's	31	59.00	60.84	-1.84
5.	Niagara	28	71.36	73.61	-2.25
6.	Siena	28	57.93	60.21	-2.29
7.	Monmouth	30	59.20	61.57	-2.37
8.	Iona	27	56.33	58.85	-2.52
9.	Rider	30	58.27	63.70	-5.43
10.	Marist	29	52.69	60.28	-7.59
11.	Canisius	30	58.13	68.83	-10.70

Free Throw Percentage

	Team	G	FTM	FTA	Pct.
1.	Fairfield	29	299	398	.751
2.	Quinnipiac	30	330	456	.724
3.	Rider	30	284	393	.723
4.	Manhattan	29	361	506	.713
5.	Saint Peter's	31	393	554	.709
6.	Marist	29	281	413	.680
7.	Niagara	28	384	568	.676
8.	Monmouth	30	262	392	.668
9.	Canisius	30	259	395	.656
10.	Siena	28	270	420	.643
11.	Iona	27	179	287	.624

Field Goal Percentage

	Team	G	FGM	FGA	Pct.
1.	Fairfield	29	703	1667	.422
2.	Quinnipiac	30	766	1848	.415
3.	Iona	27	599	1455	.412
4.	Manhattan	29	715	1786	.400
5.	Rider	30	638	1623	.393
6.	Niagara	28	726	1900	.382
7.	Monmouth	30	664	1758	.378
8.	Canisius	30	621	1673	.371
9.	Siena	28	611	1648	.371
10.	Saint Peter's	31	647	1782	.363
11.	Marist	29	558	1626	.343

Field Goal Percentage Defense

	Team	G	FGM	FGA	Pct.
1.	Quinnipiac	30	646	1761	.367
2.	Saint Peter's	31	654	1767	.370
3.	Manhattan	29	661	1765	.375
4.	Rider	30	697	1847	.377
5.	Fairfield	29	619	1618	.383
6.	Marist	29	651	1694	.384
7.	Siena	28	590	1527	.386
8.	Iona	27	578	1449	.399
9.	Monmouth	30	710	1779	.399
10.	Canisius	30	795	1821	.437
11.	Niagara	28	778	1673	.465



2021-22 CANISIUS WOMEN'S BASKETBALL GAME NOTES

NUSSEIBEH'S MAAC DEBUT

With Tuesday's victory over Monmouth, Canisius head coach **SAHAR NUSSEIBEH** became the third Canisius head coach to win in their MAAC Women's Basketball Championship debut.

Since the Griffs joined the MAAC before the 1989-90 season, **MIKE DECILLIS** and **TERRY ZEH** were the other two head coaches to win in their MAAC Tournament debut.

Decillis defeated Fairfield in overtime, 96-90, on Feb. 25, 1999 in his MAAC Tournament debut. Zeh defeated Manhattan, 60-54, before going onto win the next two games to claim the program's first MAAC Tournament.

NET 20

Sophomore guard **DANI HASKELL**'s 26 points on Tuesday was the most by a Canisius player at the MAAC Women's Basketball Championship since **SHAUNA GERONZIN**'s 27-point game against Fairfield on March 1, 2002.

Haskell's point total was also the most by a Canisius player in her debut at the conference tournament on record.

Haskell has eclipsed the 20-point mark in each of her last three games, becoming the first Griff with three straight 20-point games since a 10-game streak by **JENEL STEVENS** during the 2002-03 campaign.

The Franklinville, N.Y., product now has eight games with at least 20 points this season. She is tied with Saint Peter's tandem **KENDREA WILLIAMS** and **KASSONDRA BROWN** for the fourth-most by a MAAC player this season.

Fairfield's **LOU LOPEZ-SÉNÉCHAL** paces the conference with 15 such games, while Manhattan's **DEE DEE DAVIS** (12) and Niagara's **ANGEL PARKER** (11) rank second and third, respectively.

HASKELL JOINS EXCLUSIVE COMPANY

Sophomore **DANI HASKELL** recorded 26 points, five rebounds and six assists in Tuesday's victory over Monmouth.

Haskell is the third Canisius player since the 2009-10 season to record at least 25 points, five rebounds and five assists in a game. **ASHLEY DURHAM** (1/20/13 vs. Rider — 25 points, eight rebounds, six assists) and **D'JHAI PATTERSON-RICKS** (11/17/19 vs. St. Bonaventure — 27 points, eight rebounds, five assists) were the other two players to previously accomplish the feat.

IT'S RAINING THREES!

The Griffs have made 243 shots from beyond the arc this season, ranking second in team history.

Entering this afternoon's contest, the team is nine 3-pointers shy of tying the program record set during the 2008-09 season (252).

It is the fifth time since the 3-point line was instituted that the team has eclipsed 200 made shots from beyond the arc.

Canisius made 12 3-pointers at Niagara on Feb. 26, marking the eighth time this year the Griffs have made at least 10 shots from beyond the arc.

The eight games with a double-digit 3-point total is now the most in program history since the implementation of the 3-point line.

This year's squad broke the record previously established by the 2008-09 team, who had seven such games over 33 games.

NO SOPHOMORE SLUMP

With her 26-point performance Tuesday against Monmouth, sophomore guard **DANI HASKELL** increased her point total on the season to 434.

She is the 12th player (20th occurrence) in program history to score at least 434 points in a season. The 434 points are the most by a player in a single-season since **SARA HINRIKSDÓTTIR** (448) in 2017-18.

Haskell's 434 points are the fourth-most scored by a sophomore in Canisius' Division I era. She is 19 points shy of matching Hinriksdóttir for the third-most points by a second-year player.

Along with her point total, Haskell also ranks in the top-10 in made 3-pointers in a season. Her 64 made shots from beyond the arc rank are tied for the eighth-most, matching **AMANDA CAVO**'s mark in 2006-07. The 64 made triples are also tied with Cavo's 2006-07 figure for the third-most by a sophomore. Only **HEATHER FIORE** (76 in 1994-95) and **JEN MORABITO** (65 in 2011-12) have more.

MAKING THE FREE ONES

Sophomore **DANI HASKELL** has tentatively etched her name in the Canisius record book for her stellar shooting from the free-throw line.

Haskell has made her last 22 attempts from the free-throw line, not having missed a shot from the charity stripe since Feb. 10 against Monmouth.

Her .887 career free throw percentage (102-of-115) is the highest by a Golden Griffin with a minimum of 75 made free throws. **JEN MORABITO** is second with an .873 percentage from the charity stripe (124-of-142) in 77 career games.

Haskell's .878 percentage this season at free-throw line (86-of-98) ranks sixth all-time in a single season (min. 45 makes). **ASHLEY DURHAM** has the single-season record for free throw percentage in 2012-13 (84-of-94 - .894).

20-POINT GAMES

20-POINT GAMES BY MAAC PLAYERS		
Player	Team	Games
Lou Lopez-Sénéchal	Fairfield	15
Dee Dee Davis	Manhattan	12
Angel Parker	Niagara	11
Dani Haskell	Canisius	8
Kassondra Brown	Saint Peter's	8
Kendrea Williams	Saint Peter's	8

RECORD BOOK

SINGLE-SEASON 3-POINT FG MADE		
Season	GP	3-FGM
2008-09	33	252
2021-22	30	243
2009-10	31	218
2002-03	30	201
2015-16	30	200
MOST GAMES WITH 10+ MADE 3-FG		
Season	GP	GMS
2021-22	30	8
2008-09	33	7
2009-10	31	5

RECORD BOOK

SOPHOMORE SCORING LEADERS			
Division I Era			
Rk	Player	Season	PTS
1.	Shauna Geronzin	1999-00	595
2.	Heather Fiore	1994-95	483
3.	Sara Hinriksdóttir	2016-17	453
4.	Dani Haskell	2021-22	434
5.	Brittane Russell	2007-08	391

RECORD BOOK

CAREER FREE THROW PERCENTAGE				
Minimum: 75 made FTS				
Player	GP	FTM	FTA	FT%
Dani Haskell	35	102	115	.887
Jen Morabito	77	124	142	.873
Marie Warner	33	110	131	.840
Ashley Durham	55	319	381	.837

CANISIUS STATISTICALLY...



IN TOP-150



IN MAAC

STATISTIC RANKINGS

(Through games completed on 3/8/22)

	STAT	NCAA	MAAC
ASSIST/TO RATIO	0.56	—	11th
ASSISTS	305	—	10th
ASSISTS PER GAME	10.2	—	11th
BLOCKED SHOTS	98	T-134th	5th
BLOCKS PER GAME	3.3	—	6th
FEWEST FOULS	469	—	7th
FEWEST TURNOVERS	541	—	7th
FIELD GOAL PCT.	.371	—	8th
FIELD GOAL DEFENSE	.437	—	10th
FREE THROW ATT.	395	—	7th
FREE THROWS MADE	259	—	10th
FREE THROW PCT.	.656	—	9th
FOULS PER GAME	15.6	T-119th	6th
REBOUND MARGIN	-5.8	—	9th
TOTAL REBOUNDS	991	—	7th
REBOUNDS PER GAME	33.03	—	9th
SCORING DEFENSE	68.8	—	10th
SCORING MARGIN	-10.7	—	11th
SCORING OFFENSE	58.1	—	8th
STEALS	191	—	11th
STEALS PER GAME	6.4	—	11th
3-POINT FG DEFENSE	.287	T-75th	3rd
3-POINT FG ATTEMPTS	750	T-24th	1st
3-POINT FG MADE	243	T-25th	1st
3-POINT FG PER GAME	8.1	31st	1st
3-POINT FG PCT	.324	99th	2nd
TURNOVER MARGIN	-3.90	—	11th
TURNOVERS FORCED	14.13	—	11th
TURNOVERS PER GAME	18.0	—	6th

INDIVIDUAL (ALL GAMES)

BLOCKED SHOTS			
Rhay Porter	41	T-85th	4th
BLOCKS PER GAME			
Rhay Porter	1.41	T-98th	4th
Ella Väättänen	1.07	—	7th
FIELD GOAL ATTEMPTS			
Dani Haskell	380	T-124th	4th
FINAL POINTS			
Dani Haskell	434	150th	5th
FREE THROW PERCENTAGE			
Dani Haskell	.878	19th	1st
MINUTES PLAYED			
Erika Joseph	985:15	138th	4th
MINUTES PLAYED PER GAME			
Erika Joseph	33.97	148th	5th
POINTS PER GAME			
Dani Haskell	14.5	—	6th
3-POINT FIELD GOAL ATTEMPTS			
Dani Haskell	209	25th	2nd
3-POINT FIELD GOALS MADE			
Dani Haskell	64	T-74th	3rd
3-POINT FIELD GOALS MADE PER GAME			
Dani Haskell	2.13	104th	3rd
3-POINT FIELD GOAL PERCENTAGE			
Dani Haskell	.306	148th	3rd



2021-22 CANISIUS WOMEN'S BASKETBALL GAME NOTES

PLAYER ACCOMPLISHMENTS

10+ POINTS	'21-22	RECORD	CAREER	RECORD
Shaunae Brown	13	3-10	17	3-14
Lydia Gattozzi	4	1-3	4	1-3
Ella Väättänen	1	0-1	2	0-2
Athina Lexa	12	4-8	12	4-8
Dani Haskell	26	6-20	29	6-23
Jane McCauley	1 (at UVM)	0-1 (at UVM)	1	0-1
Kayla Jackson	1	1-0	4	2-2
Erika Joseph	12	2-10	13	2-11
Cheyenne Stubbs	3	1-2	3	1-2

10+ REBOUNDS	'21-22	RECORD	CAREER	RECORD
Kayla Jackson	6	2-4	8	2-6
Rhay Porter	3	1-2	3	1-2

20+ POINTS	'21-22	RECORD	CAREER	RECORD
Dani Haskell	8	4-4	8	4-4
Athina Lexa	2	1-1	2	1-1

LED IN SCORING	'21-22	RECORD	CAREER	RECORD
Shaunae Brown	6	0-6	7	0-7
Lydia Gattozzi	1	0-1	1	0-1
Athina Lexa	6	1-5	6	1-5
Dani Haskell	15	4-11	18	4-14
Jane McCauley	1 (at UVM)	0-1 (at UVM)	1	0-1
Erika Joseph	3	0-3	3	0-3

LED IN REBOUNDS	'21-22	RECORD	CAREER	RECORD
Shaunae Brown	1	0-1	2	0-2
Ella Väättänen	1	0-1	2	0-2
Dani Haskell	4	0-4	4	0-4
Athina Lexa	2	0-2	2	0-2
Kayla Jackson	12	3-9	21	5-16
Erika Joseph	1	0-1	3	0-3
Cheyenne Stubbs	1	0-1	1	0-1
Rhay Porter	9	3-6	9	3-6

LED IN ASSISTS	'21-22	RECORD	CAREER	RECORD
Shaunae Brown	10	2-8	13	2-11
Lydia Gattozzi	1	0-1	1	0-1
Ella Väättänen	1	0-1	1	0-1
Athina Lexa	3	1-2	3	1-2
Dani Haskell	16	4-12	17	4-13
Kayla Jackson	1	0-1	3	0-3
Erika Joseph	1	0-1	7	1-6
Cheyenne Stubbs	4	0-4	4	0-4

LED IN STEALS	'21-22	RECORD	CAREER	RECORD
Shaunae Brown	6	1-5	8	1-7
Lydia Gattozzi	2	1-1	2	1-1
Ella Väättänen	3	0-3	10	2-8
Athina Lexa	6	1-5	6	1-5
Dani Haskell	11	1-11	12	1-11
Jane McCauley	—	—	1	1-0
Kayla Jackson	7	2-5	13	2-11
Erika Joseph	2	1-1	5	2-3
Cheyenne Stubbs	8	1-7	8	1-7
Rhay Porter	3	0-3	3	0-3

LED IN BLOCKS	'21-22	RECORD	CAREER	RECORD
Shaunae Brown	—	—	1	0-1
Lydia Gattozzi	2	0-2	2	0-2
Ella Väättänen	11	2-9	29	7-22
Athina Lexa	1	0-1	1	0-1
Dani Haskell	1	0-1	1	0-1
Kayla Jackson	4	2-2	10	3-7
Erika Joseph	2	0-2	6	0-6
Cheyenne Stubbs	1	0-1	1	0-1
Rhay Porter	16	4-12	16	4-12

NEW ROLE, NO PROBLEMS

Freshman **ATHINA LEXA** has stepped up offensively over her last eight games, earning a start in six contests.

During the span, Lexa has averaged 15.6 points while shooting 47.5 percent from the floor (47-of-99) and 42.1 percent from 3-point range (16-of-38). She has also made 78.9 percent of her attempts from the free-throw line (15-of-19), while chipping in 4.4 rebounds and 1.3 assists per game.

The Thessaloniki, Greece, native has scored 10-plus points in seven of her last eight and in 12 of her last 16 appearances.

THREE-POINT RELIANCE

Canisius has scored 729 of its 1744 points (41.8 percent) this season from beyond the 3-point line, ranking as the fifth-highest among Division I programs. Florida Gulf Coast (44.2 percent), Dixie State (43.0 percent), Middle Tennessee (42.2 percent) and North Alabama (42.1 percent) have higher percentages.

Rider is second in the MAAC and 76th nationally with 32.3 percent of its points (564 of 1748) coming from beyond the arc.

Dating back to the beginning of the 2020-21 season, the Griffs have had a reliance on the 3-pointer, scoring 41.7 percent of its 1987 points (828) off of 3-point field goals. That total ranks as the third-highest percentage for a Division I program, trailing Florida Gulf Coast (43.8 percent) and Dixie State (42.3 percent).

Rider is the closest MAAC program to the Griffs, ranking 83rd with 31.8 percent (999 of 3146 points).

PROTECTING THE RIM

Freshman **RHAY PORTER** (1.4 BPG) and graduate student **ELLA VÄÄTÄNEN** (1.1 BPG) are two of 20 Canisius players in program history to record at least one block per game.

They are the third pair of teammates to have at least one block per game in the same season. Porter and Väättänen join **MARY ACHRAMOVITCH** (3.6 BPG) and **KARA HAUN** (1.1 BPG) in 1982-83 and **ASHLEY WILKES** (1.2 BPG) and **JEN LENNOX** (1.1 BPG) in 2012-13.

PORTER'S BLOCK PARTY

Freshman forward **RHAY PORTER** logged her 29th block of the season against Siena on Jan. 29, becoming Canisius' Division I freshman block record holder, besting **JEN LENNOX**'s record (28 in 2010-11).

With two blocks against Niagara on Feb. 26, freshman **RHAY PORTER** recorded her 12th multi-block performance of the season. The 12 games with two-plus blocks are the most by a Golden Griffin since **LAURA (GRANZOW) BUETOW** logged 15 games with multiple rejections during the 2007-08 season.

Porter blocked six shots in Canisius' Jan. 9 overtime loss to Niagara, tying the program's Division I record. She became the third player in the Division I era to accomplish the feat, joining **CINDY ULREICH** (Jan. 15, 1987 vs. Queens) and Lennox (Jan. 20, 2013 vs. Rider).

Six blocks is tied for the third-most rejections by a first-year player at the Division I level this season. Only North Alabama's **SKYLER GILL** (eight blocks on Feb. 3 against Jacksonville) and USC's **RAYAH MARSHALL** (seven blocks against Arizona on Feb. 26) had higher totals.

There have been 11 different freshman this season to record a six-block game, which includes Porter. DePaul's **ANEESAH MORROW**, Northwestern's **CAILEIGH WALSH**, Marshall, LIU's **TAYRA EKE**, Texas Tech's **KADIJA FAYE**, Tulsa's **TEMIRE PONDEXTER**, Chattanooga's **KARSEN MURPHY**, Ohio State's **TAYLOR THIERRY**, Boston College's **MARIA GAKDENG** and Oral Roberts' **TIRZAH MOORE** have the other six-block games.

In addition to the six blocks, Porter had 10 rebounds in the contest. She is one of two Division I freshmen with 10+ rebounds and 6+ blocks in a game this season, joining Gill (12 rebounds, 8 blocks).

Porter is one of 10 freshmen this year with at least 40 blocked shots.

3-POINTERS

PERCENT OF POINTS OFF 3-POINTERS			
Last Two Seasons			
Program	PTS	3P PTS	%3P
FGCU	4183	1833	43.8%
Dixie State	1679	711	42.3%
Canisius	1987	828	41.7%
Lehigh	3124	1293	41.4%
UC San Diego	2468	1020	41.3%
Valparaiso	3371	1389	41.2%
Creighton	3537	1449	41.0%
Iowa State	4477	1788	39.9%
Middle Tennessee	3750	1497	39.9%
UC Davis	2482	963	38.8%

RECORD BOOK

1+ BPG IN SAME SEASON				
Season	Player	BPG	Player	BPG
'82-83	Achramovitch	3.2	Haun	1.1
'12-13	Wilkes	1.2	Lennox	1.1
'21-22	Porter	1.4	Väättänen	1.1

SUPERLATIVES

FRESHMEN WITH 40+ BLOCKS			
Through games played on 3/8			
Player	School	BLK	
Rayah Marshall	USC	71	
Skyler Gill	North Alabama	67	
Maria Gakdeng	Boston College	64	
Aneesah Morrow	DePaul	56	
Anastasiia Boldyryeva	Middle Tenn.	47	
Temira Pondexter	Tulsa	47	
Marie Kiefer	Ball State	45	
Tayra Eke	LIU	45	
Rhay Porter	Canisius	41	
Caileigh Walsh	Northwestern	40	

LAST FIVE GAMES

Team Box Score

No. Player		GP-GS		MIN		Total		3-Point		F-Throw		Rebounds		PF		DQ		A		TO		BLK		STL		PTS		AVG		
						FG-FGA	FG%	3FG-3FGA	3FG%	FT-FTA	FT%	OFF	DEF																	TOT
14	HASKELL, Dani	5-5	155:29	31.1	24-65	.369	12-38	.316	16-16	1.000	4	14	18	3.6	7	0	14	14	0	6	76	15.2	6	7	15	15.2	6	7	15.2	
12	LEXA, Athina	5-3	152:21	30.5	26-57	.456	11-24	.458	10-13	.769	6	15	21	4.2	11	0	4	20	0	3	73	14.6	6	7	15	14.6	6	7	14.6	
23	JOSEPH, Erika	5-5	172:32	34.5	17-45	.378	7-22	.318	3-5	.600	4	11	15	3.0	7	0	11	11	0	1	44	8.8	6	7	15	8.8	6	7	8.8	
0	BROWN, Shaunae	5-5	136:43	27.3	16-33	.485	9-21	.429	3-4	.750	3	5	8	1.6	4	0	13	7	0	2	44	8.8	6	7	15	8.8	6	7	8.8	
24	STUBBS, Cheyenne	5-0	114:12	22.8	15-37	.405	6-17	.353	4-6	.667	3	19	22	4.4	6	0	9	12	1	6	40	8.0	6	7	15	8.0	6	7	8.0	
21	JACKSON, Kayla	5-4	85:15	17.0	7-16	.438	0-0	.000	3-7	.429	10	27	37	7.4	15	1	4	8	0	1	17	3.4	6	7	15	3.4	6	7	3.4	
5	VAAATANEN, Ella	5-3	77:22	15.5	4-14	.286	2-7	.286	3-6	.500	5	5	10	2.0	7	1	0	6	3	1	13	2.6	6	7	15	2.6	6	7	2.6	
2	GATTOZZI, Lydia	5-0	42:32	8.5	4-14	.286	1-4	.250	2-2	1.000	3	3	6	1.2	2	0	0	3	0	1	11	2.2	6	7	15	2.2	6	7	2.2	
33	PORTER, Rhay	5-0	63:34	12.7	2-4	.500	0-0	.000	0-0	.000	7	11	18	3.6	17	1	1	2	7	1	4	0.8	6	7	15	0.8	6	7	0.8	
Team												9	9	18						6										
Total		5	1000			115-285	.404	48-133	.361	44-59	.746	54	119	173	34.6	76	3	56	89	11	22	322	64.4	6	7	15	64.4	6	7	64.4
Opponents		5	1000			135-321	.421	26-94	.277	61-83	.735	69	116	185	37.0	66	0	57	52	14	36	357	71.4	6	7	15	71.4	6	7	71.4



2021-22 CANISIUS WOMEN'S BASKETBALL GAME NOTES

CANISIUS AT MAAC TOURNEY

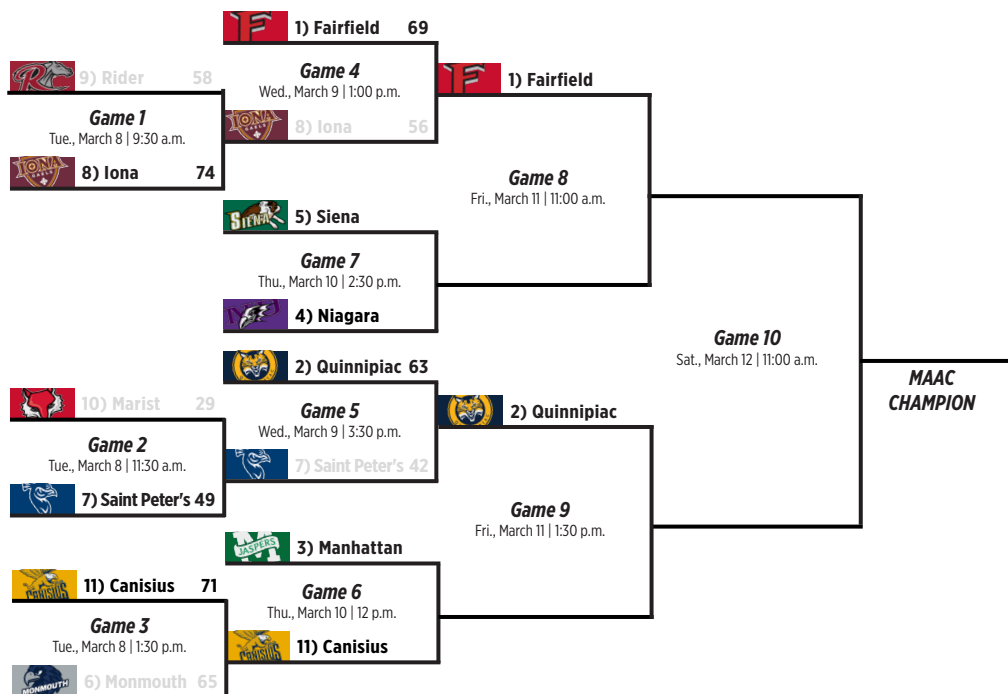
Year	Site	Opponent	Result	Score
1990	Philadelphia	4-Holy Cross (OF)	L	63-66
1991	Riverdale	3-Saint Peter's (OF)	L	70-85
1992	Albany	5-Manhattan (OF)	L	40-59
1993	Albany	4-Loyola (Md.) (OF)	L	65-74
1994	Albany	2-Loyola (Md.) (OF)	L	62-76
1995	Albany	7-Manhattan (OF)	L	85-88
1996	Albany	3-Loyola (Md.) (OF)	L	63-78
1997	Buffalo	5-Loyola (Md.) (OF)	L	56-74
1998	Albany	7-Manhattan (IR)	L	71-83
1999	Buffalo	5-Fairfield (OF)	W	96-90
		1-Siena (SF)	L	64-75
2000	Albany	8-Iona (IR)	W	75-55
		1-Fairfield (OF)	L	54-77
2001	Buffalo	8-Marist (IR)	W	62-55
		1-Siena (OF)	L	60-81
2002	Albany	5-Fairfield (OF)	L	92-96 (OT)
2003	Trenton	10-Iona (IR)	W	76-58
		4-Saint Peter's (OF)	W	83-71
		1-Manhattan (SF)	L	57-71
2004	Albany	5-Loyola (Md.) (OF)	W	72-70
		1-Siena (SF)	W	81-72
		2-Marist (CG)	L	74-76
2005	Buffalo	8-Manhattan (OF)	W	60-50
		3-Niagara (SF)	W	71-68
		1-Marist (CG)	W	60-59
2006	Albany	8-Fairfield (OF)	W	60-55
		3-Loyola (Md.) (SF)	L	66-76
2007	Bridgeport	3-Loyola (Md.) (OF)	L	60-63
2008	Albany	9-Niagara (IR)	W	63-51
		1-Marist (OF)	L	44-54
2009	Albany	10-Niagara (OF)	W	71-46
		3-Fairfield (SF)	W	62-55
		1-Marist (CG)	L	63-78
2010	Albany	8-Saint Peter's (IR)	W	65-57
		1-Marist (OF)	L	38-57
2011	Bridgeport	10-Niagara (IR)	W	63-52
		2-Loyola (Md.) (OF)	L	53-68 (OT)
2012	Springfield	9-Saint Peter's (IR)	L	57-62
2013	Springfield	10-Saint Peter's (IR)	W	79-55
		2-Iona (OF)	L	58-76
2014	Springfield	4-Quinnipiac (OF)	L	61-72
2015	Albany	9-Monmouth (IR)	L	56-68
2016	Albany	9-Niagara (IR)	L	64-65
2017	Albany	9-Niagara (IR)	W	80-74
		1-Quinnipiac (OF)	L	58-63
2018	Albany	9-Monmouth (IR)	L	58-61
2019	Albany	4-Monmouth (OF)	L	53-64
2020	Atlantic City	6-Siena (IR)	L	48-58
2022	Atlantic City	6-Monmouth (IR)	W	71-65

Round	W-L	PCT	Streak	Last Win
First Round	9-6	.571	W1	2022
Quarterfinals	6-19	.240	L6	2009
Semifinals	3-3	.500	W1	2009
MAAC Championship	1-2	.333	L1	2005

Opponent	W-L	PCT	Streak	Last
Fairfield	3-2	.600	W2	2009
Holy Cross	0-1	.000	L1	1990
Iona	2-1	.667	L1	2013
Loyola (Md.)	1-7	.125	L3	2011
Manhattan	1-4	.200	W1	2005
Marist	2-4	.333	L3	2010
Monmouth	1-3	.250	W1	2022
Niagara	5-1	.833	W1	2017
Quinnipiac	0-2	.000	L2	2015
Saint Peter's	3-2	.600	W1	2013
Siena	1-4	.200	L1	2010

Teams in italics denote no longer in MAAC

2022 MAAC WOMEN'S BASKETBALL CHAMPIONSHIP BRACKET



HASKELL'S SUCCESS FROM DEEP

Sophomore **DANI HASKELL** matched her career high for 3-pointers (5) on Feb. 17 at Manhattan. It is the third time this season Haskell has made five triples in a game, also doing so on Nov. 23 against Detroit Mercy and Jan. 29 against Siena.

Haskell is one of three players (fifth occurrence) to record at least five 3-pointers in three games in a season. She is the first Griff to accomplish the feat since **AMANDA CAVO** had three such games during the 2008-09 season. Cavo also did so in the 2005-06 and 2007-08 seasons. **JILL KNAPIC** is the other Griff, having three performances in 2000-01.

In 34 career games, Haskell has recorded a 3-point field goal in 30 contests (88.2 percent). Her percentage is the highest in program history dating back to 2000-01. **KAYLA HOOHULI** has the second-highest average, making a 3-pointer in 106 of her 121 collegiate games (87.6 percent).

SIBLING RIVALRY

Senior guard **ERIKA JOSEPH** has the distinction of saying that her brother, **CORY JOSEPH**, is currently playing in the NBA. Cory is currently playing with the Detroit Pistons and is in his 11th season in the Association.

Erika leads the Joseph sibling rivalry in minutes (34.0), points (8.3) and rebounds (2.9) over her 29 appearances with Canisius. Cory has a slight advantage in steals (0.65), while also having more assists (3.7) in his 54 appearances.

CANISIUS' UNITED NATIONS

Canisius has six international players on its roster from four different countries this season.

Canada (**SHAUNAE BROWN** and **ERIKA JOSEPH**) and Greece (**ATHINA LEXA** and **XANTHIPPI KARATASIOU**) are each represented twice, while Finland (**ELLA VÄÄTÄNEN**) and Spain (**ÉLIA PÁEZ**) have one representative.

The six non-American-born players are tied for the 15th-most by any Division I team. The total is also the second-most of any MAAC school, only trailing Iona (7).

Lexa, Karatasios and Páez are the three international freshmen on Canisius' roster. Canisius is tied for the sixth-most first-year international players at the Division I level. Wichita State has the most first-year international players with five. Iona leads the MAAC and is tied for second with four, joining McNeese State, San Francisco and Winthrop.

3-POINTERS

MOST GAMES WITH 5+ 3-FG
Since 2000-01 Season

Player	Year	GMS
Amanda Cavo	2007-08	4
Dani Haskell	2021-22	3
Amanda Cavo	2008-09	3
Amanda Cavo	2005-06	3
Jill Knapic	2000-01	3

SIBLING RIVALRY

Stats through games on March 8

Player	MPG	PPG	RPG	APG	SPG
Cory Joseph	24.5	7.9	2.6	3.7	0.65
Erika Joseph	34.0	8.3	2.9	1.4	0.64

BY THE NUMBERS

MOST INTERNATIONAL FRESHMEN

Team	Conference	Total
Wichita State	American	5
Iona	MAAC	4
McNeese St.	Southland	4
San Francisco	WCC	4
Winthrop	Big South	4
Canisius	MAAC	3
9 other schools with		3



2021-22 CANISIUS WOMEN'S BASKETBALL GAME NOTES

CANISIUS QUICK FACTS

GENERAL INFORMATION

LocationBuffalo, N.Y.
 Enrollment.....3,120
 Founded.....1870
 Nickname.....Golden Griffins
 School Colors Blue (Pantone 289), Gold (Pantone 124)
 Conference Metro Atlantic Athletic Conference (MAAC)
 President.....John J. Hurley
 Athletics Director.....Bill Maher
 Athletics Website.....www.gogriffs.com
 Ticket Office Phone.....(716) 888-TIXX (8499)

HISTORY

Seasons of Basketball.....47th
 First Season.....1975-76
 First Division I Season1986-87
 All-Time Record (Win %)617-660 (.484)
 Conference Regular Season Titles (last)None
 Conference Postseason Tournament Titles (last)1 (2005)
 NCAA Tournament Appearances (last)1 (2005)
 NCAA Tournament Record0-1 (.000)
 Consecutive NCAA Appearances.....None
 NCAA Final Four Appearances.....None
 WNIT Appearances (last).....1 (2009)

KOESSLER ATHLETIC CENTER

Year Opened (Seasons).....1968 (47th)
 Capacity2,196
 All-Time Record (Win %)296-208 (.587)
 Record under Sahar Nusseibeh5-9

COACHING STAFF

Head CoachSahar Nusseibeh (American '09)
 Record at Canisius.....6-24
 Overall Record6-24
 Assistant CoachJared Zeidman (Quinnipiac '08)
 1st Season
 Assistant CoachKrista Beechy (Grove City '10)
 1st Season
 Academic & Operations Coach Ben Lober (Michigan State '20)
 2nd Season

2020-21 REVIEW

Overall Record0-5 (.000)
 MAAC Record (Finish)0-4
 Home Record0-1
 Away Record0-4
 Neutral Record.....0-0
 MAAC Tournament.....N/A
 NCAA Tournament.....N/A

2021-22 TEAM INFORMATION

Letterwinners Returning / Lost.....5 / 6
 Starters Returning / Lost4 / 1
 Newcomers7
 Fr / So / Jr / Sr / Gr.....7 / 1 / 1 / 2 / 1

COMMUNICATIONS

Marshall HaimAthletic Communications Graduate Assistant
 Office.....(716) 888-8266
 Mobile.....(716) 465-4945
 Email.....haimm@canisius.edu
 Mailing Address.....Canisius College Athletics
 2001 Main Street
 Buffalo, N.Y. 14208
 Twitter/Instagram@GoGriffs
 Hashtags.....#GoGriffs | #MAACHoops

STARTING LINEUP TRACKER

Date	Opponent	1	2	3	4	5
Nov. 9	at Buffalo	Brown	Haskell	Joseph	Jackson	Väätänen
Nov. 13	at Binghamton	Brown	Haskell	Joseph	Jackson	Väätänen
Nov. 17	at St. Bonaventure	Brown	Haskell	Joseph	Jackson	Väätänen
Nov. 20	COLGATE	Brown	Haskell	Joseph	Jackson	Väätänen
Nov. 23	DETROIT MERCY	Brown	Haskell	Joseph	Jackson	Väätänen
Nov. 27	ROBERT MORRIS	Brown	Haskell	Joseph	Jackson	Väätänen
Dec. 1	at Duquesne	Brown	Haskell	Joseph	Jackson	Väätänen
Dec. 8	YOUNGSTOWN STATE	Brown	Haskell	Joseph	Jackson	Väätänen
Dec. 15	at UAlbany	Brown	Haskell	Joseph	Jackson	Väätänen
Dec. 19	SAINT PETER'S	Brown	Haskell	Joseph	Jackson	Väätänen
Dec. 21	MANHATTAN	Brown	Haskell	Joseph	Jackson	Väätänen
Jan. 8	NIAGARA	Brown	Haskell	Stubbs	Gattozzi	Väätänen
Jan. 13	RIDER	Brown	Haskell	Joseph	Jackson	Väätänen
Jan. 15	FAIRFIELD	Brown	Haskell	Joseph	Jackson	Väätänen
Jan. 20	at Saint Peter's	Brown	Haskell	Joseph	Jackson	Väätänen
Jan. 22	at Monmouth	Brown	Haskell	Lexa	Joseph	Jackson
Jan. 24	at Marist	Brown	Haskell	Lexa	Joseph	Jackson
Jan. 27	QUINNIPIAC	Brown	Haskell	Lexa	Joseph	Väätänen
Jan. 29	SIENA	Brown	Haskell	Lexa	Joseph	Väätänen
Feb. 3	at Iona	Brown	Haskell	Lexa	Joseph	Väätänen
Feb. 5	at Fairfield	Brown	Haskell	Lexa	Joseph	Väätänen
Feb. 7	at Quinnipiac	Brown	Haskell	Lexa	Joseph	Väätänen
Feb. 10	MONMOUTH	Brown	Haskell	Lexa	Joseph	Väätänen
Feb. 12	MARIST	Brown	Haskell	Lexa	Joseph	Väätänen
Feb. 17	at Manhattan	Brown	Haskell	Lexa	Joseph	Väätänen
Feb. 19	at Rider	Brown	Haskell	Lexa	Joseph	Jackson
Feb. 24	at Siena	Brown	Haskell	Joseph	Jackson	Väätänen
Feb. 26	at Niagara	Brown	Haskell	Lexa	Joseph	Jackson
March 5	IONA	Brown	Haskell	Joseph	Jackson	Väätänen
March 8	vs. Monmouth	Brown	Haskell	Lexa	Joseph	Jackson

COMBINATIONS

Rank	Combination	Times Used	Record	Last Used
1	Brown - Haskell - Joseph - Jackson - Väätänen	16	3-13	3/5/22 vs. Iona
2	Brown - Haskell - Lexa - Joseph - Väätänen	8	2-6	2/17/22 at Manhattan
3	Brown - Haskell - Lexa - Joseph - Jackson	5	1-4	3/8/22 vs. Monmouth
4	Brown - Haskell - Stubbs - Gattozzi - Väätänen	1	0-1	1/9/22 vs. Niagara

STARTING STREAKS AND TOTALS

#	Player	Streak	2021-22	Career	at Canisius	MAAC
0	Shaunae Brown	35	30	42	42	32
2	Lydia Gattozzi	—	1	1	1	1
5	Ella Väätänen	—	25	54	27	18
11	Hannah Dolan	—	—	—	—	—
12	Athina Lexa	1	13	13	13	13
13	Xanthippi Karatasios	—	—	—	—	—
14	Dani Haskell	35	30	35	35	25
15	Élia Pérez	—	—	—	—	—
21	Kayla Jackson	5	21	30	26	16
23	Erika Joseph	18	29	70	70	46
24	Cheyenne Stubbs	—	1	1	1	1
33	Rhay Porter	—	—	—	—	—

Canisius



2021-22 CANISIUS WOMEN'S BASKETBALL GAME NOTES

SERIES HISTORY VS. MANHATTAN



VS.



ALL-TIME SERIES

CANISIUS LEADS, 35-33

Home Games	22-10 (.688)
Road Games	12-19 (.387)
Neutral Site Games	1-4 (.200)
KeyBank Center (Buffalo, N.Y.)	1-0 (1.000)
MVP Arena (Albany, N.Y.)	0-3 (.000)
CURE Insurance Arena (Trenton, N.J.)	0-1 (.000)

HIGHEST SCORES - CANISIUS

Buffalo	105
CAN, 105-61 (2/15/95)	
Riverdale	101
CAN, 101-83 (1/27/02)	
Neutral Site	85
MAN, 88-85 (3/3/95)	

COACHING RECORDS

Sahar Nusseibeh vs. Manhattan	0-2
at Canisius	0-2
Heather Vulin vs. Canisius	7-3
Total	7-3
at Marist	7-3

HIGHEST SCORES - MANHATTAN

Buffalo	92
MAN, 92-86 (1/14/96)	
Riverdale	115
MAN, 115-75 (2/11/96)	
Neutral Site	88
MAN, 88-85 (3/3/95)	

LARGEST WINNING MARGINS

Canisius	
Buffalo	44, 2/15/95
Riverdale	18, 1/27/02
Neutral Site	6, 3/4/05
Manhattan	
Buffalo	25, 1/28/11
Riverdale	40, 2/11/96
Neutral Site	19, 3/6/92

ALL-TIME MEETINGS VS. MONMOUTH

1/4/90	Manhattan	W	70-53
1/27/91	Manhattan	W	55-51 (OT)
2/24/91	at Manhattan	W	67-66
1/24/92	Manhattan	W	57-54
2/16/92	at Manhattan	L	70-74
3/6/92	vs. Manhattan	L	40-59
1/16/93	Manhattan	W	71-61
2/28/93	at Manhattan	W	81-64
2/13/94	Manhattan	L	69-81
2/25/94	at Manhattan	W	74-71
1/11/95	at Manhattan	W	74-66
2/15/95	Manhattan	W	105-61
3/3/95	vs. Manhattan	L	85-88
1/14/96	Manhattan	L	86-92
2/11/96	at Manhattan	L	75-115
1/24/97	Manhattan	W	88-78
2/21/97	at Manhattan	L	86-109
1/11/98	Manhattan	L	76-90
1/18/98	at Manhattan	L	62-63
2/26/98	vs. Manhattan	L	71-83
2/8/99	at Manhattan	W	89-73
2/14/99	Manhattan	W	91-75
1/16/00	at Manhattan	L	60-76
1/30/00	Manhattan	W	72-66
1/12/01	Manhattan	L	65-74
2/11/01	at Manhattan	L	60-71
1/6/02	Manhattan	W	66-59
1/27/02	at Manhattan	W	101-83
12/8/02	Manhattan	W	77-69
2/8/03	at Manhattan	L	66-69
3/8/03	vs. Manhattan	L	57-71
1/30/04	at Manhattan	W	54-50
2/6/04	Manhattan	W	65-61
1/10/05	at Manhattan	W	72-58
2/25/05	Manhattan	W	72-64 (OT)
3/4/05	vs. Manhattan	W	60-54
1/14/06	at Manhattan	W	51-47
2/3/06	Manhattan	W	52-50
1/25/07	at Manhattan	L	55-56
2/16/07	Manhattan	W	56-52
1/25/08	Manhattan	W	51-48
2/1/08	at Manhattan	L	46-59

CURRENT GRIFFS VS. MANHATTAN

#0 SHAUNAE BROWN

Opponent (Date)	MP	FG-A	PCT	3PT-A	PCT	FT-A	PCT	O-D-T	PF	A	TO	BLK	ST	TP
TOTAL (4 games)	93	13-32	.406	5-20	.250	0-0	—	1-4-5	5	8	7	0	3	31
Averages	23.3							1.3		2.0		0.0	0.8	7.8

#2 LYDIA GATTOZZI

Opponent (Date)	MP	FG-A	PCT	3PT-A	PCT	FT-A	PCT	O-D-T	PF	A	TO	BLK	ST	TP
TOTAL (2 games)	29	1-4	.250	1-2	.500	4-6	.667	0-0-0	2	1	4	0	2	7
Averages	14.5							0.0		0.5		0.0	1.0	3.5

#5 ELLA VÄÄTÄNEN

Opponent (Date)	MP	FG-A	PCT	3PT-A	PCT	FT-A	PCT	O-D-T	PF	A	TO	BLK	ST	TP
TOTAL (4 games)	81	3-18	.167	2-13	.154	3-5	.600	3-10-13	6	1	10	3	6	11
Averages	20.3							3.3		0.3		0.8	1.5	2.8

#12 ATHINA LEXA

Opponent (Date)	MP	FG-A	PCT	3PT-A	PCT	FT-A	PCT	O-D-T	PF	A	TO	BLK	ST	TP
TOTAL (2 games)	51	8-22	.364	4-11	.364	3-6	.500	2-4-6	2	0	8	0	0	23
Averages	25.5							3.0		0.0		0.0	0.0	11.5

#14 DANI HASKELL

Opponent (Date)	MP	FG-A	PCT	3PT-A	PCT	FT-A	PCT	O-D-T	PF	A	TO	BLK	ST	TP
TOTAL (2 games)	63	13-33	.394	9-22	.409	3-4	.750	4-3-7	2	9	5	1	4	38
Averages	31.5							3.5		4.5		0.5	2.0	19.0

#21 KAYLA JACKSON

Opponent (Date)	MP	FG-A	PCT	3PT-A	PCT	FT-A	PCT	O-D-T	PF	A	TO	BLK	ST	TP
TOTAL (2 games)	32	1-3	.333	0-0	.000	0-2	.000	2-8-10	7	0	1	0	1	2
Averages	16.0							5.0		0.0		0.0	0.5	1.0

#23 ERIKA JOSEPH

Opponent (Date)	MP	FG-A	PCT	3PT-A	PCT	FT-A	PCT	O-D-T	PF	A	TO	BLK	ST	TP
TOTAL (4 games)	95	8-31	.258	4-8	.500	3-6	.500	6-4-10	11	3	3	1	0	23
Averages	23.8							2.5		0.8		0.3	0.0	5.8

#24 CHEYENNE STUBBS

Opponent (Date)	MP	FG-A	PCT	3PT-A	PCT	FT-A	PCT	O-D-T	PF	A	TO	BLK	ST	TP
TOTAL (2 games)	44	5-10	.500	3-6	.500	0-0	.000	1-3-4	2	1	2	0	3	13
Averages	22.0							2.0		0.5		0.0	1.5	6.5

#33 RHAY PORTER

Opponent (Date)	MP	FG-A	PCT	3PT-A	PCT	FT-A	PCT	O-D-T	PF	A	TO	BLK	ST	TP
TOTAL (2 games)	32	0-1	.000	0-0	.000	0-0	.000	3-5-8	6	1	1	3	3	0
Averages	16.0							4.0		0.5		1.5	1.5	0.0

1/9/09	at Manhattan	W	67-59
1/18/09	Manhattan	W	76-53
1/11/10	Manhattan	W	69-65 (2OT)
2/21/10	at Manhattan	L	71-78
1/28/11	Manhattan	L	30-55
2/6/11	at Manhattan	L	42-54
1/13/12	at Manhattan	L	51-73
2/24/12	Manhattan	L	40-50
2/3/13	at Manhattan	L	51-54
2/22/13	Manhattan	W	63-47
12/29/13	at Manhattan	L	56-72
2/13/14	Manhattan	L	44-52
12/5/14	Manhattan	W	55-44

1/2/15	at Manhattan	W	56-45
2/5/16	at Manhattan	L	55-77
2/19/16	Manhattan	W	70-68
1/2/17	at Manhattan	W	62-57
2/2/17	Manhattan	W	58-48
1/4/18	at Manhattan	L	39-58
1/11/18	Manhattan	L	56-59
1/5/19	Manhattan	W	47-44
3/2/19	at Manhattan	L	33-53
1/2/20	at Manhattan	L	50-68
2/20/20	Manhattan	L	56-63
12/21/21	Manhattan	L	63-85
2/17/22	at Manhattan	L	62-86



2021-22 CANISIUS WOMEN'S BASKETBALL GAME NOTES

THE LAST TIME...

SCORING

Canisius Scored 80+ Points	W, 81-78	vs. Siena (1/29/22)
Canisius Scored 80+ Points in a MAAC Game	W, 81-78	vs. Siena (1/29/22)
Canisius Scored 90+ Points	L, 94-100 (3OT)	at St. Bonaventure (11/13/18)
Canisius Scored 90+ Points in MAAC Game	W, 90-70	vs. Saint Peter's (2/18/07)
Canisius Scored 100+ Points	W, 104-68	vs. Stetson (11/22/02)
Canisius Scored 100+ Points in MAAC Game	W, 100-86	vs. Rider (2/24/02)
Canisius Scored Under 50 Points	L, 44-57	at Marist (1/24/22)
Canisius Scored Under 50 Points in MAAC Game	L, 44-57	at Marist (1/24/22)

MISCELLANEOUS SCORING

Scored 40+ Points in a Half (Excluding OT)	42 (1st Half)	at Niagara (2/26/22)
Scored 45+ Points in a Half (Excluding OT)	48 (1st Half)	at Quinnipiac (1/18/20)
Scored 50+ Points in a Half (Excluding OT)	54 (2nd Half)	vs. Saint Francis (Pa.) (10/30/14)
Scored 90+ Points in Consecutive Games		vs. Rider (100 — 2/24/02) vs. Fairfield (92 — 2/28/02) vs. Stetson (104 — 11/22/02) vs. Rider (100 — 2/24/02) vs. Fairfield (92 — 2/28/02) vs. Stetson (104 — 11/22/02)
Scored 90+ Points in Three Consecutive Games		vs. Fairfield (92 — 2/28/02) vs. Stetson (104 — 11/22/02)
Scored 100+ Points in Consecutive Games	at Manhattan (101 — 1/27/02); vs. Marist (103 1/31/02)	

OPPONENT SCORING

Scored 80+ Points	L, 78-82	by Niagara (2/26/22)
Scored 80+ Points in a MAAC Game	L, 78-82	by Niagara (2/26/22)
Scored 90+ Points	L, 42-102	by Buffalo (11/9/21)
Scored 90+ Points in a MAAC Game	L, 59-90	by Marist (1/9/20)
Scored 100+ Points	L, 42-102	by Buffalo (11/9/21)
Scored 100+ Points in a MAAC game	L, 86-109	by Manhattan (2/21/97)
Scored Less Than 50 Points	W, 67-47	by Iona (2/4/19)
Scored Less Than 50 Points in a MAAC Game	W, 67-47	by Iona (2/4/19)

SHOOTING

Shot 50% or Better FG in a Game	50.0% (25-of-50)	vs. Siena (1/29/22)
Shot 55% or Better FG in a Game	55.1% (27-of-49)	vs. Iona (2/4/19)
Shot 60% or Better FG in a Game	61.1% (33-of-54)	at Drake (1/12/93)
Shot 30% or Worse FG in a Game	29.4% (15-of-51)	vs. Fairfield (1/15/22)

OPPONENT SHOOTING

Shot 50% or Better FG in a Game	51.8% (29-of-56)	by Rider (2/19/22)
Shot 55% or Better FG in a Game	55.0% (33-of-60)	by Manhattan (2/17/22)
Shot 60% or Better FG in a Game	61.1% (33-of-54)	by Toledo (12/29/19)
Shot 30% or Worse FG in a Game	23.4% (15-of-64)	by Siena (2/1/20)
Shot 25% or Worse FG in a Game	23.4% (15-of-64)	by Siena (2/1/20)

FREE THROW SHOOTING

90% FT or Better in a Game (Min. 10 FTA)	90.5% (19-of-21)	vs. Iona (3/5/22)
100% FT in a Game (Min. 10 FTA)	100% (14-of-14)	at Monmouth (3/9/19)
50% FT or Worse FG in a Game (Min. 10 FTA)	50.0% (6-of-12)	at St. Bonaventure (11/17/21)
Attempted 40+ Free Throws	40	vs. Saint Peter's (1/30/09)
Attempted 5 Free Throws or Less	5	at Fairfield (2/5/22)
Made 30 Free Throws	30	vs. Saint Peter's (1/30/09)

3-POINT SHOOTING

Made 10+ 3-Pointers	12	at Niagara (2/26/22)
Made 11+ 3-Pointers	12	at Niagara (2/26/22)
Made 12+ 3-Pointers	12	at Niagara (2/26/22)
Made 13+ 3-Pointers	13	at Manhattan (2/17/22)
Made 14+ 3-Pointers	15	vs. Siena (1/29/22)
Made 15+ 3-Pointers	15	vs. Siena (1/29/22)

MARGIN OF VICTORY / DEFEAT

Won Game Decided by One Point	W, 54-53	vs. Monmouth (2/22/20)
Won Game by 30+ Points	+30 (80-50)	vs. Binghamton (11/25/15)
Won Game by 35+ Points	+42 (70-28)	vs. Rider (2/20/11)
Won Game by 40+ Points	+42 (70-28)	vs. Rider (2/20/11)
Won Game by 45+ Points	+45 (78-33)	vs. Colgate (11/12/07)
Won Game by 50+ Points	+51 (87-36)	vs. Mercyhurst (2/20/86)
Lost Game Decided by One Point	L, 86-87 (OT)	vs. Niagara (1/9/22)
Lost Game by 30+ Points	-36 (37-73)	vs. Fairfield (1/15/22)
Lost Game by 40+ Points	-60 (42-102)	at Buffalo (11/9/21)
Lost Game by 45+ Points	-60 (42-102)	at Buffalo (11/9/21)
Lost Game by 50+ Points	-60 (42-102)	at Buffalo (11/9/21)

Two Consecutive Games Decided by One Point	Never	
Two Consecutive Games Decided by Five Points		at Siena (2/24/22 — L, -2) at Niagara (2/26/22 — L, -4) vs. Siena (1/11/20 — L, -2) at Fairfield (1/16/20 — L, -2) at Quinnipiac (1/18/20 — L, -3) at Siena (1/22/16 — L, -4) at Fairfield (1/24/16 — L, -4) at Niagara (1/28/16 — W, +2) vs. Iona (2/1/16 — L, -3) vs. Bryant (1/11/86 — W, +3) at St. Bonaventure (1/16/86 — L, -3) at Colgate (1/18/86 — OTL, -5) vs. Gannon (1/21/86 — OTW, +2) at Indiana (Pa.) (1/24/86 — W, +4)
Three Consecutive Games Decided by Five Points		
Four Consecutive Games Decided by Five Points		
Five Consecutive Games Decided by Five Points		
Won a Game Following a 15-Point Deficit	15	vs. St. Bonaventure (11/17/19 — W, 84-82)
Won a Game Following an 18-Point Deficit	18	at Saint Francis (Pa.) (11/30/14 — W, 87-74)

REBOUNDING

Posted 45+ Rebounds	46	vs. Siena (3/10/20)
Posted 50+ Rebounds	51	vs. UTRGV (11/17/18)
Posted 55+ Rebounds	55	vs. Saint Francis (Pa.) (11/21/15)
Posted 60+ Rebounds	60	vs. Cornell (11/27/98)
Back-to-Back 50+ Rebound Games		at St. Bonaventure (11/13/18 — 51) vs. UTRGV (11/17/18 — 51)
Outrebounded Opponent by 15+	+17 (40-23)	vs. Saint Peter's (1/25/20)
Outrebounded Opponent by 20+	+21 (55-34)	vs. Saint Francis (Pa.) (11/21/15)

OVERTIME GAMES

Won an Overtime Game	W, 64-60 (OT)	vs. Niagara (2/1/18)
Lost an Overtime Game	L, 54-63 (OT)	at Fairfield (2/5/22)
Won an Overtime Game in MAAC Play	W, 64-60 (OT)	vs. Niagara (2/1/18)
Lost an Overtime Game in MAAC Play	L, 54-63 (OT)	at Fairfield (2/5/22)
Game Decided in Two Overtimes	L, 82-90 (2OT)	vs. Fairfield (1/9/04)
Game Decided in Three Overtimes	L, 94-100 (3OT)	at St. Bonaventure (11/13/18)
Played Consecutive Overtime Games		at Niagara (1/28/16 — W, 68-66 — OT) vs. Iona (2/1/16 — L, 76-79 — OT)

TURNOVERS

Committed 20+ Turnovers in a Game	25	at Niagara (2/26/22)
Committed 10 Turnovers or Less in a Game	9	vs. St. Bonaventure (11/17/19)
Committed 8 Turnovers or Less in a Game	6	vs. Rider (2/18/18)
Committed 5 Turnovers or Less in a Game	5	vs. Saint Peter's (2/7/97)

Bold denotes occurred during 2021-22 season



2021-22 CANISIUS WOMEN'S BASKETBALL GAME NOTES

THE LAST TIME A CANISIUS PLAYER...

SCORING

Scored 25+ Points	26	Dani Haskell, vs. Monmouth (3/8/22)
Scored 30+ Points	30	Danielle Sanderlin, at Saint Peter's (2/15/20)
Scored 35+ Points	36	Jénel Stevens, at Niagara (1/21/03)
Scored 40+ Points	42	Shauna Geronzin, vs. Niagara (2/20/00)
Scored 20+ Points in a Half	20	Sara Hinriksdóttir, 2nd half, at Morehead State (12/19/16)
Two Players Scored 20+ Points in Same Game		Athina Lexa (23), Dani Haskell (20), at Niagara (2/26/22)
Two Players Scored 25+ Points in Same Game		Amanda Cavo (28), Brittané Russell (25), at Missouri State (12/21/08)
Three Players Scored 20+ Points in Same Game		Never since 2000-01
Scored 20+ Points in Two Straight Games		Dani Haskell (3), 2/26/22 - 3/8/22
Scored 20+ Points in Three Straight Games		Dani Haskell (3), 2/26/22 - 3/8/22
Scored 20+ Points in Five Straight Games		Jénel Stevens (10), 12/21/02 - 1/26/03
Scored 30+ Points in Two Straight Games		Shauna Geronzin (2), 2/20/00 - 2/25/00
Scored 10+ Points in 10 Straight Games		Dani Haskell (11), 11/20/21 - 1/15/22
Scored 10+ Points in 15 Straight Games		D'Jhai Patterson-Ricks (18), 3/9/19 - 1/25/20
Scored 10+ Points in 20 Straight Games		Jénel Stevens (26), 2/14/02 - 2/12/03
Five Players Score 10+ Points in Same Game		D'Jhai Patterson-Ricks (12), Danielle Sanderlin (12), Shannon Conely (12), Sara Hinriksdóttir (11), Anndea Zeigler (10), vs. Miami (Ohio) (11/9/18)
Six Players Score 10+ Points in Same Game		Cheri Wittlieb (20), Jénel Stevens (17), Becky Zak (14), Lonnie Brown (13), Jessica Steeves (12), Jackie Richards (10), at Fairfield (2/14/04)

SUPERLATIVES

Last Canisius Double-Double	A.J. Timbers (16 pts, 11 reb), vs. Siena (3/10/20)
Last Canisius Double-Double (Pts/Ast)	Brittané Russell (15 pts, 10 ast), vs. Manhattan (1/11/10)
Last Double-Double in Consecutive Games	Danielle Sanderlin vs. Siena (20 pts, 10 reb — 1/11/20) at Fairfield (20 pts, 10 reb — 1/16/20)
Multiple Double-Doubles in Same Game	Marie Warner (17 pts, 10 reb) Brittané Russell (14 pts, 12 reb) vs. Marist (3/8/09)
Last Canisius Triple-Double	Tricia Breznitsky (10 pts, 11 reb, 10 ast), at Marist (1/23/00)
Last 20-Point, 10-Rebound Game	Danielle Sanderlin (23 pts, 12 reb), vs. Niagara (2/24/20)
Last 20-Point, 20-Rebound Game	Marie Warner (23 pts, 21 reb), vs. Saint Peter's (1/30/09)

FIELD GOALS

Made 10+ FG in a Game	10	Dani Haskell, vs. Monmouth (3/8/22)
Made 12+ FG in a Game	12	Danielle Sanderlin, at Saint Peter's (2/15/20)
Attempted 15+ FG in a Game	17	Dani Haskell, vs. Monmouth (3/8/22)
Attempted 17+ FG in a Game	17	Dani Haskell, vs. Monmouth (3/8/22)
Attempted 20+ FG in a Game	20	Danielle Sanderlin, at Iona (2/27/20)

3-POINT FIELD GOALS

Made 5+ 3-Point FG in a Game	5	Dani Haskell, at Manhattan (2/17/22)
Made 6+ 3-Point FG in a Game	6	Maria Welch, at Monmouth (2/7/16)
Made 7+ 3-Point FG in a Game	7	Amanda Cavo, at Missouri State (12/21/07)
Attempted 10+ 3-Point FG in a Game	11	Dani Haskell, at Manhattan (2/17/22)
Attempted 12+ 3-Point FG in a Game	12	Shaunae Brown, at Manhattan (2/17/22)
Attempted 15+ 3-Point FG in a Game	18	Mimi LaMagna, vs. Siena (11/24/96)

FREE THROWS

Made 10+ Free Throws in a Game	11	Shayla Sweeney, at Iona (2/27/20)
Made 11+ Free Throws in a Game	11	Shayla Sweeney, at Iona (2/27/20)
Made 12+ Free Throws in a Game	12	D'Jhai Patterson-Ricks, vs. Rider (1/23/20)
Made 13+ Free Throws in a Game	13	Kayla Hoochuli, at Niagara (1/21/15)
Made 14+ Free Throws in a Game	16	Heather Fiore, vs. Colgate (1/22/97)
Made 15+ Free Throws in a Game	16	Heather Fiore, vs. Colgate (1/22/97)
Attempted 10+ Free Throws in a Game	10	Dani Haskell, vs. Quinnipiac (1/27/22)
Attempted 11+ Free Throws in a Game	12	Shayla Sweeney, at Iona (2/27/20)
Attempted 12+ Free Throws in a Game	12	Shayla Sweeney, at Iona (2/27/20)
Attempted 13+ Free Throws in a Game	16	D'Jhai Patterson-Ricks, vs. Rider (1/23/20)
Attempted 14+ Free Throws in a Game	16	D'Jhai Patterson-Ricks, vs. Rider (1/23/20)
Attempted 15+ Free Throws in a Game	16	D'Jhai Patterson-Ricks, vs. Rider (1/23/20)

REBOUNDS

Had 10+ Rebounds	12	Kayla Jackson, vs. Iona (3/5/22)
Had 11+ Rebounds	12	Kayla Jackson, vs. Iona (3/5/22)
Had 12+ Rebounds	12	Kayla Jackson, vs. Iona (3/5/22)
Had 13+ Rebounds	14	Kayla Jackson, at Niagara (2/26/22)
Had 14+ Rebounds	14	Kayla Jackson, at Niagara (2/26/22)
Had 15+ Rebounds	15	Rhay Porter, vs. Rider (1/13/22)
Had 20+ Rebounds	21	Marie Warner, vs. Saint Peter's (1/30/09)
10+ Rebounds in Two Straight Games		14, Kayla Jackson, at Niagara (2/26/22) 12, Kayla Jackson, vs. Iona (3/5/22)

ASSISTS

Had 5+ Assists	6	Dani Haskell, vs. Monmouth (3/8/22)
Had 6+ Assists	6	Dani Haskell, vs. Monmouth (3/8/22)
Had 7+ Assists	7	Cheyenne Stubbs, vs. Niagara (1/9/22)
Had 8+ Assists	8	Tamara Miskovic, vs. Quinnipiac (3/3/17)
Had 9+ Assists	9	Margrét Háldanardóttir, at Morehead St. (12/19/16)
Had 10+ Assists	10	Brittané Russell, vs. Manhattan (1/11/10)
Had 12+ Assists	13	Becky Zak, vs. Siena (1/5/06)
Had 15+ Assists	15	Tricia Breznitsky, at Siena (1/28/00)

BLOCKS

Had 4+ Blocks	5	Ella Vääänen, vs. Marist (2/12/22)
Had 5+ Blocks	5	Ella Vääänen, vs. Marist (2/12/22)
Had 6+ Blocks	6	Rhay Porter, vs. Niagara (1/9/22)

STEALS

Had 4+ Steals	4	Cheyenne Stubbs, vs. Siena (1/29/22)
Had 5+ Steals	8	Cheyenne Stubbs, vs. Quinnipiac (1/27/22)
Had 6+ Steals	8	Cheyenne Stubbs, vs. Quinnipiac (1/27/22)
Had 7+ Steals	8	Cheyenne Stubbs, vs. Quinnipiac (1/27/22)
Had 8+ Steals	8	Cheyenne Stubbs, vs. Quinnipiac (1/27/22)
Had 9+ Steals	9	Brittané Russell, vs. Colgate (11/12/07)
Had 10+ Steals	10	Mimi LaMagna, vs. Siena (1/12/96)

MINUTES PLAYED

Played Entire Game	40:00	D'Jhai Patterson-Ricks, vs. Quinnipiac (3/7/20)
Played 40+ Minutes		41:20, Shaunae Brown, at Fairfield (2/5/22) 40:13, Erika Joseph, at Fairfield (2/5/22)
Played 45+ Minutes	50:10	Sara Hinriksdóttir, at St. Bonaventure (11/13/18)
	48:13	Shannon Conely, at St. Bonaventure (11/13/18)

FOULS

Fouled Out		Kayla Jackson, vs. Monmouth (3/8/22)
Two Players Foul Out		Kayla Jackson and Rhay Porter, at Niagara (2/26/22)
Three Players Foul Out		Laura Buetow, Jessie Lamparski, Megan Lyte, vs. Loyola (Md.) (3/4/06)

Bold denotes occurred during 2021-22 season



2021-22 CANISIUS WOMEN'S BASKETBALL GAME NOTES

2021-22 CANISIUS WOMEN'S BASKETBALL COACHING AND SUPPORT STAFF



SAHAR NUSSEIBEH
HEAD COACH

COACHING HISTORY

2009-11	Cincinnati (Graduate Assistant)
2011-13	Holy Cross (Assistant Coach)
2013-16	Bowling Green (Assistant Coach)
2016-19	Manhattan (Associate Head Coach)
2019-21	Miami (Ohio) (Defensive Coordinator)
2021-Present	Canisius (Head Coach)

PLAYING HISTORY

2006-09	American
---------	----------

YEAR-BY-YEAR RECORD

Year	School	Overall	MAAC
2021-22	Canisius	6-24 (.200)	3-17 (.150)
Overall		6-24 (.200)	3-17 (.150)

NUSSEIBEH'S MILESTONES

Accolade	Date	Opponent	Result
1st Win	11/20/21	vs. Colgate	W, 61-58
1st Division I Win	11/20/21	vs. Colgate	W, 61-58
1st Home Win	11/20/21	vs. Colgate	W, 61-58
1st MAAC Win	1/29/22	vs. Siena	W, 81-78

NUSSEIBEH'S PHILOSOPHY

FEET IN

Fully committed with two feet in and being present in the moment

ARMS OUT

Reaching out to help one another — whether on campus or in the community

EYES UP

Confidence and presence. It's how you carry yourself and respect one another

SAHAR NUSSEIBEH was officially named the 10th head coach in Canisius women's basketball program history on July 23, 2021. A long-time assistant coach with 12 years of Division I coaching experience, Nusseibeh takes over the Canisius program after spending the previous two seasons (2019-20, 2020-21) at Miami University where she also held the title of defensive coordinator.


As the defensive coordinator at Miami University in Oxford, Ohio, Nusseibeh was responsible for developing and implementing all aspects of team and individual defensive concepts. She also worked on game planning the team's defensive strategies and was in charge of all defensive play calls and in-game adjustments during timeouts and in-game action. Prior to joining the Redhawks' staff, she spent three seasons (2016-17 through 2018-19) as the associate head coach, recruiting coordinator and defensive coordinator at Manhattan College in Riverdale, N.Y.

In her time at Manhattan, Nusseibeh played a key role in recruiting and coaching five All-MAAC selections, two MAAC All-Rookie Team honorees and the 2019 MAAC Women's Defensive Player of the Year. One of the Women's Basketball Coaches Association's (WBCA) "Thirty Under 30" honorees in 2016, Nusseibeh led the Jaspers' defensive efforts which saw Manhattan rank among the top-five in the MAAC in scoring defense, blocked shots and turnovers forced in three-straight seasons. In her final year at Manhattan, the Jaspers ranked 17th nationally in scoring defense (56.3 points per game allowed), while ranking in the top-100 nationally in field goal percentage defense (75th), steals per game (76th), blocked shots per game (63rd) and turnovers forced (79th).

Nusseibeh was a part of the Bowling Green coaching staff for three seasons (2013-14 through 2015-16) and helped lead the Falcons to a 2013-14 Mid-American Conference regular season crown after the team went 30-5 overall and 17-1 in league play. She recruited and coached five All-MAC honorees, including an All-America selection, and she played a key role in helping Bowling Green earn three-straight WBCA Top-25 Team Academic Awards. Nusseibeh began her collegiate coaching career as a graduate assistant at Cincinnati, where she was the video coordinator, academic liaison and assisted in coaching the post players. She then spent two seasons at Holy Cross as an assistant coach where she also handled video operations and worked with the posts. Prior to beginning her collegiate coaching career, Nusseibeh completed internships with the WNBA's Atlanta Dream (2007) and Washington Mystics (2009), and worked with USA Basketball on preparing the U19 World University Games teams for competitions in Thailand and Serbia.

A member of the 2006 Patriot League All-Rookie Team, Nusseibeh played 116 career games at American, where she won a pair of league regular season titles as a member of the Eagles' program. She was a member of the program when it made a pair of WNIT appearances, the first two postseason berths in program history.

Nusseibeh earned her undergraduate degree in international relations/international business from American in 2009 and then went on to earn her MBA from Cincinnati in 2011.



JARED ZEIDMAN

1st season



Zeidman joined Nusseibeh's coaching staff after spending the previous nine seasons as the associate head coach and recruiting coordinator at Union College in Schenectady, N.Y. Prior to his tenure at Union, Zeidman spent three seasons at Buffalo on the staff of then-Bulls and current Canisius men's basketball head coach **REGGIE WITHERSPOON**. Zeidman graduated from Quinnipiac in 2008 with a degree in media studies before earning his master's in student affairs administration from Buffalo in 2011.

BEN LOBER

2nd season



Lober is currently in his second season with the Canisius women's basketball program, serving as the team's Academic and Operations coach. Prior to arriving on Main Street, Lober was a student manager on the Michigan State women's basketball team for the 2018-19 season before being appointed the head manager for the 2019-20 season. Lober graduated from Michigan State in 2020 with a degree in economics.

TAYLOR KENNEY

2nd season at Canisius, 1st with program



Kenney is in her second season at Canisius on the athletic training staff and in her first season with the women's basketball program. She served as the trainer for Canisius' men's soccer and club sports teams during the 2020-21 season. A graduate of SUNY Cortland, during her undergraduate studies, Kenney was an athletic training student with the school's football, men's and women's soccer, field hockey and men's lacrosse programs. She graduated with an athletic training degree from SUNY Cortland in 2019.

KRISTA BEECHY

1st season



Beechy joined Canisius' staff after a five-year tenure at Furman. In her role with the Paladins' women's program, she was responsible for aiding recruiting, scouting and player development. Prior to Furman, she spent three years at Kent State as its Director of Basketball Operations. A 2010 graduate of Grove City College with a business management degree, she received her master's in business administration with a finance concentration from Winthrop in 2014.



2021-22 CANISIUS WOMEN'S BASKETBALL GAME NOTES



SHAUNAE BROWN (SHAW-NAY)

JUNIOR • GUARD • 5-5 • TORONTO, ONTARIO • J. ADDISON

2021-22 SEASON STATS

PPG	RPG	APG	FG%	3-FG%	FT%
8.1	2.4	2.3	36.0	36.0	57.6

LAST APPEARANCE — VS. MONMOUTH (3/8/22)

MIN	PTS	FG	3-FG	REB	AST
34:19	14	5-9	3-5	5	3

2021-22 • JUNIOR SEASON

• 10+ points in six of last 10, including each of last 3 ... career-high seven rebounds vs. Saint Peter's (Dec. 19) ... matched single-game high six assists at Duquesne (Dec. 1) ... career-high 16 points at St. Bonaventure (Nov. 17)

2020-21 • SOPHOMORE SEASON

• Started all five games during the pandemic-shortened season ... scored career-high 13 points, grabbed five boards and played 38 minutes at Marist (Dec. 12) ... averaged team-leading 36.8 minutes played per contest

2019-20 • FRESHMAN SEASON

• Played in 29 games, starting seven ... scored season-high 11 points on 5-for-8 shooting at Quinnipiac (Jan. 18) ... played season-high 28 minutes, going 3-of-4 from 3-point range at Iona (Feb. 27)

BEFORE CANISIUS

• Played one season at J. Addison, averaged 16 points, six rebounds, five assists and two steals per game

PERSONAL

• Born Aug. 31, 2001 ... majoring in human services

2021-22 SEASON STATS

OPPONENT	GS	MP	FG-A	PCT	3P-PA	PCT	FT-A	PCT	O-D-T	PF	A	TO	BLK	STL	PTS
at Buffalo (11/9)	*	31:24	1-11	.091	0-2	.000	0-0	—	2-0-2	2	2	4	0	0	2
at Binghamton (11/13)	*	25:58	2-10	.200	1-3	.333	0-0	—	1-2-3	4	1	8	0	2	5
at St. Bonaventure (11/17)	*	31:44	6-15	.400	3-8	.375	1-2	.500	0-2-2	0	3	1	0	2	16
COLGATE (11/20)	*	34:27	5-15	.333	1-7	.143	2-2	1.000	0-5-5	2	4	1	0	0	13
DETROIT MERCY (11/23)	*	16:15	1-5	.200	0-2	.000	0-0	—	0-0-0	0	2	2	0	0	2
ROBERT MORRIS (11/27)	*	32:25	1-6	.167	1-4	.250	1-4	.250	0-0-0	0	2	0	0	0	4
at Duquesne (12/1)	*	30:49	4-7	.571	3-5	.600	0-0	—	2-3-5	2	6	2	0	0	11
YOUNGSTOWN ST. (12/8)	*	35:33	3-8	.375	0-1	.000	2-4	.500	0-1-1	2	2	5	0	0	8
at UAlbany (12/15)	*	28:41	0-6	.000	0-5	.000	0-0	—	0-1-1	1	1	6	0	1	0
SAINT PETER'S (12/19)	*	32:19	4-10	.400	2-3	.667	3-4	.750	1-6-7	1	4	4	0	0	13
MANHATTAN (12/21)	*	24:10	5-10	.500	1-5	.200	0-0	—	0-2-2	1	3	1	0	0	11
NIAGARA (1/9)	*	31:15	2-8	.250	0-3	.000	2-3	.667	0-1-1	2	4	2	0	0	6
RIDER (1/13)	*	28:06	2-7	.286	0-2	.000	0-0	—	0-4-4	2	1	1	0	1	4
FAIRFIELD (1/15)	*	21:58	2-6	.333	2-3	.667	0-0	—	0-1-1	0	0	5	0	0	6
at Saint Peter's (1/20)	*	32:33	4-8	.500	4-6	.667	0-0	—	0-1-1	1	4	1	0	1	12
at Monmouth (1/22)	*	27:23	0-5	.000	0-2	.000	0-0	—	0-2-2	1	0	1	0	0	0
at Marist (1/24)	*	29:20	4-12	.333	4-10	.400	0-0	—	0-4-4	2	1	2	1	2	12
QUINNIPAC (1/27)	*	24:59	0-3	.000	0-1	.000	0-0	—	0-0-0	0	1	1	0	0	0
SIENA (1/29)	*	29:03	3-5	.600	3-3	1.000	0-0	—	0-2-2	1	4	2	0	2	9
at Iona (2/3)	*	26:53	2-7	.286	2-4	.500	0-0	—	0-3-3	0	1	2	0	0	6
at Fairfield (2/5)	*	41:20	6-10	.600	2-5	.400	1-2	.500	0-3-3	2	0	2	0	0	15
at Quinnipiac (2/7)	*	33:54	5-13	.385	2-7	.286	2-2	1.000	3-1-4	1	3	0	0	2	14
MONMOUTH (2/10)	*	33:58	4-10	.400	1-4	.250	0-0	—	1-1-2	3	2	2	0	1	9
MARIST (2/12)	*	27:40	2-8	.250	1-4	.250	1-4	.250	1-2-3	2	1	3	0	1	6
at Manhattan (2/17)	*	32:21	4-14	.286	2-10	.200	0-0	—	1-1-2	1	4	3	0	2	10
at Rider (2/19)	*	24:03	2-4	.500	0-1	.000	0-0	—	0-1-1	0	1	1	0	0	4
at Siena (2/24)	*	15:51	1-2	.500	1-1	1.000	0-0	—	0-1-1	0	0	0	0	0	3
at Niagara (2/26)	*	31:14	5-7	.714	3-4	.750	0-0	—	1-1-2	2	5	3	0	0	13
IONA (3/5)	*	33:14	4-6	.667	3-5	.600	3-4	.750	1-1-2	1	3	0	0	0	14
vs. Manhattan (3/8)	*	34:19	5-9	.556	3-5	.600	1-2	.500	3-2-5	2	3	2	0	2	14

CAREER HONORS

2020-21 MAAC All-Academic Team

2021-22 MAAC All-Academic Team

2021-22 SEASON HIGHS

Points	16	at St. Bonaventure (11/17/21)
Field Goals	6	(2x), Last: at Fairfield (2/5/22)
Field Goal Att.	15	(2x), Last: vs. Colgate (11/20/21)
3-PT Field Goals	4	(2x), Last: at Marist (1/24/22)
3-PT Field Goal Att.	10	(2x), Last: at Manhattan (2/17/22)
Free Throws	3	vs. Saint Peter's (12/19/21)
Free Throw Att.	4	(5x), Last: vs. Iona (3/5/22)
Rebounds	7	vs. Saint Peter's (12/19/21)
Assists	6	at Duquesne (12/1/21)
Blocks	1	at Marist (1/24/22)
Steals	2	(7x), Last: vs. Monmouth (3/8/22)

CAREER HIGHS

Points	16	at St. Bonaventure (11/17/21)
Field Goals	6	(2x), Last: at Fairfield (2/5/22)
Field Goal Att.	15	(2x), Last: vs. Colgate (11/20/21)
3-PT Field Goals	4	(2x), Last: at Marist (1/24/22)
3-PT Field Goal Att.	10	(2x), Last: at Manhattan (2/17/22)
Free Throws	3	(3x), Last: vs. Iona (3/5/22)
Free Throw Att.	5	at Saint Peter's (12/19/20)
Rebounds	7	vs. Saint Peter's (12/19/21)
Assists	6	(2x), Last: at Duquesne (12/1/21)
Blocks	1	(2x), Last: at Marist (1/24/22)
Steals	2	(9x), Last: vs. Monmouth (3/8/22)

MISCELLANEOUS

	FR	SO	JR	TOTAL
Double-Doubles	—	—	—	—
10+ Points	1	3	13	17
20+ Points	—	—	—	—
5+ Rebounds	—	1	4	5
10+ Rebounds	—	—	—	—
5+ Assists	—	1	2	3
2+ 3-PT Field Goals	1	3	14	18
2+ Steals	—	2	7	9
2+ Blocks	—	—	—	—
Led Team in Points	—	1	6	7
Led Team in Rebs.	—	1	1	2
Led Team in Assists	2	1	10	13
Led Team in Steals	—	2	6	8
Led Team in Blocks	—	1	—	1

BROWN'S CAREER YEAR-BY-YEAR STATISTICS

SEASON	GP	GS	MIN	AVG	FG	FGA	PCT	3-FG	3-FGA	PCT	FT	FTA	PCT	OFF	DEF	TOT	AVG	PF	FO	AST	TO	BLK	STL	PTS	AVG
2019-20	29	7	430	14.8	38	98	.388	10	33	.303	0	0	.000	2	29	31	1.1	23	0	23	30	0	2	86	3.0
2020-21	5	5	184	36.8	17	53	.321	9	26	.346	5	9	.556	1	14	15	3.0	7	0	18	12	1	4	48	9.6
2021-22	30	30	883	29.4	89	247	.360	45	125	.360	19	33	.576	17	54	71	2.4	38	0	68	67	1	19	242	8.1
TOTALS	64	42	1498	23.4	144	398	.362	64	184	.348	24	42	.571	20	97	117	1.8	68	0	109	110	2	25	376	5.9



2021-22 CANISIUS WOMEN'S BASKETBALL GAME NOTES

LYDIA GATTOZZI (GUH-TOE-ZEE)

FRESHMAN • GUARD • 5-10 • CHARDON, OHIO • BEAUMONT

2021-22 SEASON STATS

PPG	RPG	APG	FG%	3-FG%	FT%
5.0	2.0	0.5	37.0	25.6	71.2

LAST APPEARANCE — VS. MONMOUTH (3/8/22)

MIN	PTS	FG	3-FG	REB	AST
4:18	0	0-1	0-1	0	0

2021-22 • FRESHMAN SEASON

• Recorded season-highs in points (17) and rebounds (7) in first collegiate start against Niagara (Jan. 9) ... named MAAC Rookie of the Week after scoring then-season-high 15 points at Duquesne (Dec. 1) ... logged first multi-steal performance vs. Colgate (Nov. 20)

BEFORE CANISIUS

• Played four seasons for Beaumont School earning four varsity letters ... Beaumont's all-time leading scorer with 1,496 points ... chosen to Division II All-Ohio Honorable Mention teams following freshman and sophomore campaigns for the Blue Streaks ... selected as a Division II All-Ohio Special Mention members at the conclusion of her junior and senior seasons

PERSONAL

• Born Oct. 11, 2002 ... daughter of Nick and Stefani Gattozzi ... has a brother, Nick ... father played football at Allegheny College ... majoring in journalism

2021-22 SEASON STATS

OPPONENT	GS	MP	FG-A	PCT	3P-PA	PCT	FT-A	PCT	O-D-T	PF	A	TO	BLK	STL	PTS
at Buffalo (11/9)		28:33	2-8	.250	1-4	.250	0-2	.000	2-1-3	2	1	2	0	0	5
at Binghamton (11/13)		20:11	2-8	.250	0-1	.000	1-2	.500	0-3-3	1	0	3	0	0	5
at St. Bonaventure (11/17)		20:54	2-5	.400	0-1	.000	4-4	1.000	0-0-0	1	0	1	0	0	8
COLGATE (11/20)		24:39	3-10	.300	0-2	.000	2-3	.667	0-2-2	0	2	0	0	2	8
DETROIT MERCY (11/23)		19:55	0-4	.000	0-1	.000	2-2	1.000	0-2-2	0	2	3	0	0	2
ROBERT MORRIS (11/27)		16:24	1-5	.200	0-1	.000	1-2	.500	1-3-4	2	0	0	0	0	3
at Duquesne (12/1)		23:05	6-12	.500	3-7	.429	0-0	—	2-2-4	3	1	4	2	0	15
YOUNGSTOWN ST. (12/8)		24:29	3-8	.375	1-3	.333	2-2	1.000	2-1-3	3	0	0	0	0	9
at UAlbany (12/15)		18:57	1-6	.167	0-3	.000	0-0	—	0-1-1	3	1	1	1	1	2
SAINT PETER'S (12/19)		17:08	4-7	.571	2-4	.500	2-2	1.000	1-1-2	0	0	1	0	0	12
MANHATTAN (12/21)		18:52	1-1	1.000	1-1	1.000	4-6	.667	0-0-0	1	1	3	0	1	7
NIAGARA (1/9)	*	35:36	6-11	.545	0-1	.000	5-6	.833	4-3-7	4	1	3	0	0	17
RIDER (1/13)		15:09	1-4	.250	0-2	.000	0-0	—	0-2-2	1	1	2	0	0	2
FAIRFIELD (1/15)		18:22	1-3	.333	0-1	.000	0-0	—	1-0-1	1	2	1	0	0	2
at Saint Peter's (1/20)		19:30	0-2	.000	0-1	.000	2-2	1.000	0-1-1	1	1	4	0	1	2
at Monmouth (1/22)		9:48	1-4	.250	0-0	—	1-1	1.000	2-1-3	0	0	1	0	0	3
at Marist (1/24)		18:15	2-4	.500	1-2	.500	1-1	1.000	1-2-3	1	0	2	0	0	6
QUINNIPIAC (1/27)		12:59	0-1	.000	0-0	—	0-0	—	0-1-1	1	0	2	0	0	0
SIENA (1/29)		17:37	4-7	.571	0-1	.000	4-7	.571	0-1-1	2	2	3	0	0	12
at Iona (2/3)		19:44	3-4	.750	0-0	—	1-1	1.000	0-2-2	1	0	4	0	1	7
at Fairfield (2/5)		15:24	3-3	1.000	0-0	—	0-1	.000	0-3-3	0	0	1	0	1	6
at Quinnipiac (2/7)		17:47	1-6	.167	1-2	.500	3-6	.500	1-1-2	1	0	1	0	0	6
MONMOUTH (2/10)		10:01	0-0	—	0-0	—	0-0	—	1-1-2	1	0	0	0	0	0
MARIST (2/12)		10:49	0-0	—	0-0	—	0-0	—	0-1-1	0	0	1	0	0	0
at Manhattan (2/17)		10:26	0-3	.000	0-1	.000	0-0	—	0-0-0	1	0	1	0	1	0
at Rider (2/19)		8:47	1-2	.500	1-1	1.000	0-0	—	1-0-1	0	0	1	0	0	3
at Siena (2/24)		7:59	2-5	.400	0-1	.000	0-0	—	2-0-2	1	0	1	0	0	4
at Niagara (2/26)		7:19	1-2	.500	0-1	.000	0-0	—	0-1-1	0	0	0	0	0	2
IONA (3/5)		8:02	0-2	.000	0-0	—	2-2	1.000	0-2-2	0	0	0	0	0	2
vs. Monmouth (3/8)		4:18	0-1	.000	0-1	.000	0-0	—	0-0-0	0	0	1	0	0	0

CAREER HONORS

MAAC Rookie of the Week (Dec. 6, 2021)

SEASON / CAREER HIGHS

Points	17	vs. Niagara (1/9/22)
Field Goals	6	at Duquesne (12/1/21)
Field Goal Att.	12	at Duquesne (12/1/21)
3-PT Field Goals	3	at Duquesne (12/1/21)
3-PT Field Goal Att.	7	at Duquesne (12/1/21)
Free Throws	5	vs. Niagara (1/9/22)
Free Throw Att.	7	vs. Siena (1/29/22)
Rebounds	7	vs. Niagara (1/9/22)
Assists	2 (4x), Last: vs. Siena (1/29/22)	
Blocks	2	at Duquesne (12/1/21)
Steals	2	vs. Colgate (11/20/21)

MISCELLANEOUS

	FR	TOTAL
Double-Doubles	—	—
10+ Points	4	4
20+ Points	—	—
5+ Rebounds	1	1
10+ Rebounds	—	—
5+ Assists	—	—
2+ 3-PT Field Goals	2	2
2+ Steals	1	1
2+ Blocks	1	1
Led Team in Points	1	1
Led Team in Rebs.	—	—
Led Team in Assists	1	1
Led Team in Steals	2	2
Led Team in Blocks	2	2

GATTOZZI'S CAREER YEAR-BY-YEAR STATISTICS

SEASON	GP	GS	MIN	AVG	FG	FGA	PCT	3-FG	3-FGA	PCT	FT	FTA	PCT	OFF	DEF	TOT	AVG	PF	FO	AST	TO	BLK	STL	PTS	AVG
2021-22	30	1	501	16.7	51	138	.370	11	43	.256	37	52	.712	21	38	59	2.0	32	0	15	47	3	8	150	5.0
TOTALS	30	1	501	16.7	51	138	.370	11	43	.256	37	52	.712	21	38	59	2.0	32	0	15	47	3	8	150	5.0



2021-22 CANISIUS WOMEN'S BASKETBALL GAME NOTES



ELLA VÄÄTÄNEN (VAH-TA-NIHN)

GRADUATE STUDENT • FORWARD • 6-1 • TUUSULA, FINLAND • MÄKELÄNRINNE / LIU

2021-22 SEASON STATS

PPG	RPG	BPG	FG%	3-FG%	FT%
3.3	2.7	1.1	28.1	28.6	40.0

LAST APPEARANCE — VS. MONMOUTH (3/8/22)

MIN	PTS	FG	3-FG	REB	BLK
11:36	2	1-1	0-0	1	1

2021-22 • GRADUATE SEASON

• Blocked career-high five shots vs. Marist (Feb. 12) ... hauled in career-high nine rebounds at Fairfield (Feb. 5) ... established career-high for 3-pointers made (3) at Iona (Feb. 3) ... tied season-high two assists against Fairfield (Jan. 15) ... scored 10 points against Niagara (Jan. 9), recording second 10-point game of career

2020-21 • SENIOR SEASON

• Appeared in all five games, making two starts during pandemic-shortened season ... finished with 13 points, three blocks and two steals

BEFORE CANISIUS

• Played three seasons at Long Island University, logging 81 games played (27 starts) with the Sharks ... attended Mäkelänrinne High School in Helsinki and played club basketball at Helsinki Basketball Academy

PERSONAL

• Born Dec. 5, 1997 ... daughter of Jari and Aija Väättänen ... has a brother, Arttu ... received her bachelor's degree in communications ... currently pursuing her master's in sport administration

2021-22 SEASON HIGHS

Points	10	vs. Niagara (1/9/22)
Field Goals	4	vs. Niagara (1/9/22)
Field Goal Att.	9	vs. Niagara (1/9/22)
3-PT Field Goals	3	at Iona (2/3/22)
3-PT Field Goal Att.	5	at UAlbany (12/15/21)
Free Throws	2	vs. Manhattan (12/21/21)
Free Throw Att.	4	vs. Youngstown State (12/8/21)
Rebounds	9	at Fairfield (2/5/22)
Assists	2	at UAlbany (12/15/21)
Blocks	5	vs. Marist (2/12/22)
Steals	2	(4x), Last: at Iona (2/3/22)

CAREER HIGHS

Points	11	vs. UC Irvine (11/23/18)*
Field Goals	5	vs. UC Irvine (11/23/18)*
Field Goal Att.	12	at Grand Canyon (11/24/18)*
3-PT Field Goals	3	at Iona (2/3/22)
3-PT Field Goal Att.	5 (3x), Last: at UAlbany (12/15/21)	
Free Throws	2	(7x), Last: at Rider (2/19/22)
Free Throw Att.	4 (3x), Last: vs. Ytown State (12/8/21)	
Rebounds	9	at Fairfield (2/5/22)
Assists	3 (3x), Last: vs. Sacred Heart (2/18/19)*	
Blocks	5	vs. Marist (2/12/22)
Steals	3	vs. Mount St. Mary's (2/11/19)*

Note: * - Denotes career highs set at LIU

MISCELLANEOUS

	FR	SO	JR	SR	GR	TOT
Double-Doubles	—	—	—	—	—	—
10+ Points	—	1	—	—	1	2
20+ Points	—	—	—	—	—	—
5+ Rebounds	1	5	—	—	6	12
10+ Rebounds	—	—	—	—	—	—
5+ Assists	—	—	—	—	—	—
2+ 3-PT Field Goals	1	2	—	—	5	8
2+ Steals	3	7	1	—	4	15
2+ Blocks	2	7	2	—	7	18
Led Team in Points	—	—	—	—	—	—
Led Team in Rebs.	—	1	—	—	1	2
Led Team in Assists	—	—	—	—	1	1
Led Team in Steals	2	4	—	1	3	10
Led Team in Blocks	2	10	4	2	11	29

Shaded columns denote seasons at LIU

2021-22 SEASON STATS

OPPONENT	GS	MP	FG-A	PCT	3P-PA	PCT	FT-A	PCT	O-D-T	PF	A	TO	BLK	STL	PTS
at Buffalo (11/9)	*	14:40	0-5	.000	0-2	.000	0-0	—	0-3-3	4	1	2	0	0	0
at Binghamton (11/13)	*	28:08	0-3	.000	0-1	.000	0-0	—	2-3-5	2	1	1	0	2	0
at St. Bonaventure (11/17)	*	21:25	2-5	.400	1-3	.333	0-0	—	2-1-3	2	0	3	1	0	5
COLGATE (11/20)	*	15:04	1-3	.333	1-3	.333	0-0	—	0-2-2	2	1	2	0	1	3
DETROIT MERCY (11/23)	*	12:32	1-3	.333	1-3	.333	0-2	.000	0-2-2	1	0	0	0	0	3
ROBERT MORRIS (11/27)	*	23:00	1-3	.333	0-2	.000	0-0	—	0-0-0	1	1	1	1	1	2
at Duquesne (12/1)	*	23:35	1-5	.200	0-2	.000	0-0	—	1-2-3	1	1	0	1	1	2
YOUNGSTOWN ST. (12/8)	*	21:40	2-3	.667	0-1	.000	1-4	.250	2-2-4	5	0	3	2	0	5
at UAlbany (12/15)	*	25:21	3-7	.429	2-5	.400	0-0	—	1-1-2	2	2	2	1	0	8
SAINT PETER'S (12/19)	*	24:57	1-6	.167	0-2	.000	0-0	—	2-0-2	1	1	3	2	2	2
MANHATTAN (12/21)	*	25:54	0-4	.000	0-3	.000	2-3	.667	1-3-4	2	0	3	3	2	2
NIAGARA (1/9)	*	29:34	4-9	.444	2-4	.500	0-1	.000	1-3-4	4	0	2	1	1	10
RIDER (1/13)	*	28:05	2-8	.250	0-3	.000	1-2	.500	1-4-5	4	0	2	3	1	5
FAIRFIELD (1/15)	*	21:38	0-6	.000	0-0	—	0-0	—	1-2-3	1	2	1	1	0	0
at Saint Peter's (1/20)	*	11:58	0-3	.000	0-2	.000	0-0	—	0-0-0	2	0	1	0	0	0
at Monmouth (1/22)	*	12:06	0-1	.000	0-1	.000	0-0	—	0-1-1	0	0	2	0	0	0
at Marist (1/24)	*	24:23	1-5	.200	1-4	.250	0-0	—	1-0-1	1	1	0	0	0	3
QUINNIPIAC (1/27)	*	22:54	2-8	.250	2-4	.500	0-0	—	0-5-5	2	0	2	4	1	6
SIENA (1/29)	*	19:38	2-3	.667	1-1	1.000	0-0	—	4-1-5	4	1	0	0	1	5
at Iona (2/3)	*	26:12	3-5	.600	3-4	.750	0-0	—	1-1-2	3	0	2	1	2	9
at Fairfield (2/5)	*	18:46	2-4	.500	2-4	.500	0-0	—	1-8-9	4	0	2	1	0	6
at Quinnipiac (2/7)	*	16:53	0-4	.000	0-3	.000	1-2	.500	0-2-2	0	0	1	1	0	1
MONMOUTH (2/10)	*	19:44	2-5	.400	1-3	.333	0-0	—	1-1-2	3	0	0	0	0	5
MARIST (2/12)	*	15:26	1-5	.200	1-3	.333	0-0	—	1-0-1	2	0	2	5	0	3
at Manhattan (2/17)	*	11:56	0-1	.000	0-1	.000	0-0	—	1-1-2	2	0	3	0	0	0
at Rider (2/19)	*	15:16	2-5	.400	1-2	.500	2-2	1.000	0-0-0	0	0	0	1	0	7
at Siena (2/24)	*	20:00	2-6	.333	1-3	.333	0-2	.000	3-2-5	0	0	1	2	0	5
at Niagara (2/26)	*	11:23	0-1	.000	0-0	—	1-2	.500	1-0-1	0	0	0	0	0	1
IONA (3/5)	*	18:48	0-1	.000	0-1	.000	0-0	—	0-2-2	5	0	2	0	1	0
vs. Monmouth (3/8)	*	11:36	1-1	1.000	0-0	—	0-0	—	1-0-1	1	0	2	1	1	2

VÄÄTÄNEN'S CAREER YEAR-BY-YEAR STATISTICS

SEASON	GP	GS	MIN	AVG	FG	FGA	PCT	3-FG	3-FGA	PCT	FT	FTA	PCT	OFF	DEF	TOT	AVG	PF	FO	AST	TO	BLK	STL	PTS	AVG
2017-18	30	2	295	9.8	13	55	.236	6	33	.182	3	11	.273	13	19	32	1.1	36	0	4	28	8	13	35	1.2
2018-19	29	22	687	23.7	40	121	.331	11	55	.200	11	24	.458	19	56	75	2.6	70	0	19	48	25	20	102	3.5
2019-20	22	3	199	9.1	14	43	.326	0	10	.000	4	5	.800	9	13	22	1.0	28	0	7	15	7	7	32	1.5
2020-21	5	2	106	21.2	6	22	.273	1	8	.125	0	0	.000	3	8	11	2.2	15	0	0	9	3	2	13	2.6
2021-22	30	26	593	19.8	36	128	.281	20	70	.286	8	20	.400	29	52	81	2.7	61	2	12	45	32	17	100	3.3
TOTALS	117	55	1880	16.1	109	369	.295	38	176	.216	26	60	.433	73	148	221	1.9	210	2	42	145	75	59	282	2.4

Gray shaded lines denote time spent at LIU



2021-22 CANISIUS WOMEN'S BASKETBALL GAME NOTES



GIANA HERNANDEZ-BOULDEN

SOPHOMORE • GUARD • 6-1 • HAMILTON, N.J. • TRENTON CATHOLIC ACADEMY / RHODE ISLAND

2021-22 SEASON STATS

PPG	RPG	APG	FG%	3-FG%	FT%
—	—	—	—	—	—

LAST APPEARANCE — NONE

MIN	PTS	FG	3-FG	REB	AST
—	—	—	—	—	—

BEFORE CANISIUS

• Started 2020-21 season at West Virginia before transferring to Rhode Island ... averaged 11 points and seven rebounds during senior campaign at Trenton Catholic Academy, aiding team to Mercer County Tournament Championship title ... 2020 McDonald's All-American Game nominee ... 59th-ranked guard in class of 2020 by ESPN ... Named *The Trentonian* Player of the Year in 2020 and was two-time All-Area First Team nominee ... aided Trenton Catholic Academy to three consecutive Mercer County Championship game appearances ... represented Puerto Rico in 2017 FIBA Under-16 America's Women's Basketball Championship in Argentina, averaging 6.4 points and 4.6 rebounds in five games

PERSONAL

• Born Sept. 20, 2002 ... majoring in strategic communication

2021-22 SEASON STATS

OPPONENT	GS	MP	FG-A	PCT	3P-PA	PCT	FT-A	PCT	O-D-T	PF	A	TO	BLK	STL	PTS
at Buffalo (11/9)									---	DID NOT PLAY (NOT ON ROSTER)	---				
at Binghamton (11/13)									---	DID NOT PLAY (NOT ON ROSTER)	---				
at St. Bonaventure (11/17)									---	DID NOT PLAY (NOT ON ROSTER)	---				
COLGATE (11/20)									---	DID NOT PLAY (NOT ON ROSTER)	---				
DETROIT MERCY (11/23)									---	DID NOT PLAY (NOT ON ROSTER)	---				
ROBERT MORRIS (11/27)									---	DID NOT PLAY (NOT ON ROSTER)	---				
at Duquesne (12/1)									---	DID NOT PLAY (NOT ON ROSTER)	---				
YOUNGSTOWN ST. (12/8)									---	DID NOT PLAY (NOT ON ROSTER)	---				
at UAlbany (12/15)									---	DID NOT PLAY (NOT ON ROSTER)	---				
SAINT PETER'S (12/19)									---	DID NOT PLAY (NOT ON ROSTER)	---				
MANHATTAN (12/21)									---	DID NOT PLAY (NOT ON ROSTER)	---				
NIAGARA (1/9)									---	DID NOT PLAY (NOT ON ROSTER)	---				
RIDER (1/13)									---	DID NOT PLAY (NOT ON ROSTER)	---				
FAIRFIELD (1/15)									---	DID NOT PLAY (NOT ON ROSTER)	---				
at Saint Peter's (1/20)									---	DID NOT PLAY (NOT ON ROSTER)	---				
at Monmouth (1/22)									---	DID NOT PLAY (NOT ON ROSTER)	---				
at Marist (1/24)									---	DID NOT PLAY (NOT ON ROSTER)	---				
QUINNIPIAC (1/27)									---	DID NOT PLAY (INELIGIBLE DUE TO NCAA TRANSFER REGULATIONS)	---				
SIENA (1/29)									---	DID NOT PLAY (INELIGIBLE DUE TO NCAA TRANSFER REGULATIONS)	---				
at Iona (2/3)									---	DID NOT PLAY (INELIGIBLE DUE TO NCAA TRANSFER REGULATIONS)	---				
at Fairfield (2/5)									---	DID NOT PLAY (INELIGIBLE DUE TO NCAA TRANSFER REGULATIONS)	---				
at Quinnipiac (2/7)									---	DID NOT PLAY (INELIGIBLE DUE TO NCAA TRANSFER REGULATIONS)	---				
MONMOUTH (2/10)									---	DID NOT PLAY (INELIGIBLE DUE TO NCAA TRANSFER REGULATIONS)	---				
MARIST (2/12)									---	DID NOT PLAY (INELIGIBLE DUE TO NCAA TRANSFER REGULATIONS)	---				
at Manhattan (2/17)									---	DID NOT PLAY (INELIGIBLE DUE TO NCAA TRANSFER REGULATIONS)	---				
at Rider (2/19)									---	DID NOT PLAY (INELIGIBLE DUE TO NCAA TRANSFER REGULATIONS)	---				
at Siena (2/24)									---	DID NOT PLAY (INELIGIBLE DUE TO NCAA TRANSFER REGULATIONS)	---				
at Niagara (2/26)									---	DID NOT PLAY (INELIGIBLE DUE TO NCAA TRANSFER REGULATIONS)	---				
IONA (3/5)									---	DID NOT PLAY (INELIGIBLE DUE TO NCAA TRANSFER REGULATIONS)	---				
vs. Monmouth (3/8)									---	DID NOT PLAY (INELIGIBLE DUE TO NCAA TRANSFER REGULATIONS)	---				

SEASON / CAREER HIGHS

Points	
Field Goals	
Field Goal Att.	
3-PT Field Goals	
3-PT Field Goal Att.	
Free Throws	
Free Throw Att.	
Rebounds	
Assists	
Blocks	
Steals	

MISCELLANEOUS

	FR	SO	TOT
Double-Doubles	—	—	—
10+ Points	—	—	—
20+ Points	—	—	—
5+ Rebounds	—	—	—
10+ Rebounds	—	—	—
5+ Assists	—	—	—
2+ 3-PT Field Goals	—	—	—
2+ Steals	—	—	—
2+ Blocks	—	—	—
Led Team in Points	—	—	—
Led Team in Rebs.	—	—	—
Led Team in Assists	—	—	—
Led Team in Steals	—	—	—
Led Team in Blocks	—	—	—

Shaded columns denote seasons at Rhode Island

HERNANDEZ-BOULDEN'S CAREER YEAR-BY-YEAR STATISTICS

SEASON	GP	GS	MIN	AVG	FG	FGA	PCT	3-FG	3-FGA	PCT	FT	FTA	PCT	OFF	DEF	TOT	AVG	PF	FO	AST	TO	BLK	STL	PTS	AVG
2020-21																	--- DID NOT PLAY ---								
2021-22	0	0	0	0.0	0	0	.000	0	0	.000	0	0	.000	0	0	0	0.0	0	0	0	0	0	0	0	0.0
TOTALS	0	0	0	0.0	0	0	.000	0	0	.000	0	0	.000	0	0	0	0.0	0	0	0	0	0	0	0	0.0

Gray shaded lines denote time spent at Rhode Island



2021-22 CANISIUS WOMEN'S BASKETBALL GAME NOTES



HANNAH DOLAN

(DOH-LIN)

• GUARD • 5-10 • WILLIAMSVILLE, N.Y. • WILLIAMSVILLE SOUTH / NORTHFIELD MOUNT HERMON

2021-22 SEASON STATS

PPG	RPG	APG	FG%	3-FG%	FT%
—	—	—	—	—	—

LAST APPEARANCE — NONE

MIN	PTS	FG	3-FG	REB	AST
—	—	—	—	—	—

BEFORE CANISIUS

• Attended Northfield Mount Hermon for a post-grad year after playing five seasons at Williamsville South High School ... named an All-Western New York selection following her senior year in 2019-20 after logging 14 points, six assists, 3.8 steals and 3.3 rebounds per game

PERSONAL

• Born March 14, 2002 ... daughter of Michael and Kristen Dolan, both of whom are Canisius alumni ... has two brothers, Graham and Greg, and a sister, Gretchen ... mother played basketball at Canisius from 1987-91 ... brother, Greg, is currently on Cornell's men's basketball team ... currently enrolled in pathfinders

SEASON / CAREER HIGHS

Points	—
Field Goals	—
Field Goal Att.	—
3-PT Field Goals	—
3-PT Field Goal Att.	—
Free Throws	—
Free Throw Att.	—
Rebounds	—
Assists	—
Blocks	—
Steals	—

MISCELLANEOUS

	FR	TOTAL
Double-Doubles	—	—
10+ Points	—	—
20+ Points	—	—
5+ Rebounds	—	—
10+ Rebounds	—	—
5+ Assists	—	—
2+ 3-PT Field Goals	—	—
2+ Steals	—	—
2+ Blocks	—	—
Led Team in Points	—	—
Led Team in Rebs.	—	—
Led Team in Assists	—	—
Led Team in Steals	—	—
Led Team in Blocks	—	—

2021-22 SEASON STATS

OPPONENT	GS	MP	FG-A	PCT	3P-PA	PCT	FT-A	PCT	O-D-T	PF	A	TO	BLK	STL	PTS
at Buffalo (11/9)									---	DID NOT PLAY (INJURED)	---				
at Binghamton (11/13)									---	DID NOT PLAY (INJURED)	---				
at St. Bonaventure (11/17)									---	DID NOT PLAY (INJURED)	---				
COLGATE (11/20)									---	DID NOT PLAY (INJURED)	---				
DETROIT MERCY (11/23)									---	DID NOT PLAY (INJURED)	---				
ROBERT MORRIS (11/27)									---	DID NOT PLAY (INJURED)	---				
at Duquesne (12/1)									---	DID NOT PLAY (INJURED)	---				
YOUNGSTOWN ST. (12/8)									---	DID NOT PLAY (INJURED)	---				
at UAlbany (12/15)									---	DID NOT PLAY (INJURED)	---				
SAINT PETER'S (12/19)									---	DID NOT PLAY (INJURED)	---				
MANHATTAN (12/21)									---	DID NOT PLAY (INJURED)	---				
NIAGARA (1/9)									---	DID NOT PLAY (INJURED)	---				
RIDER (1/13)									---	DID NOT PLAY (INJURED)	---				
FAIRFIELD (1/15)									---	DID NOT PLAY (INJURED)	---				
at Saint Peter's (1/20)									---	DID NOT PLAY (INJURED)	---				
at Monmouth (1/22)									---	DID NOT PLAY (INJURED)	---				
at Marist (1/24)									---	DID NOT PLAY (INJURED)	---				
QUINNIPIAC (1/27)									---	DID NOT PLAY (INJURED)	---				
SIENA (1/29)									---	DID NOT PLAY (INJURED)	---				
at Iona (2/3)									---	DID NOT PLAY (INJURED)	---				
at Fairfield (2/5)									---	DID NOT PLAY (INJURED)	---				
at Quinnipiac (2/7)									---	DID NOT PLAY (INJURED)	---				
MONMOUTH (2/10)									---	DID NOT PLAY (INJURED)	---				
MARIST (2/12)									---	DID NOT PLAY (INJURED)	---				
at Manhattan (2/17)									---	DID NOT PLAY (INJURED)	---				
at Rider (2/19)									---	DID NOT PLAY (INJURED)	---				
at Siena (2/24)									---	DID NOT PLAY (INJURED)	---				
at Niagara (2/26)									---	DID NOT PLAY (INJURED)	---				
IONA (3/5)									---	DID NOT PLAY (INJURED)	---				
vs. Monmouth (3/8)									---	DID NOT PLAY (INJURED)	---				

DOLAN'S CAREER YEAR-BY-YEAR STATISTICS

SEASON	GP	GS	MIN	AVG	FG	FGA	PCT	3-FG	3-FGA	PCT	FT	FTA	PCT	OFF	DEF	TOT	AVG	PF	FO	AST	TO	BLK	STL	PTS	AVG
2021-22	0	0	0	0.0	0	0	.000	0	0	.000	0	0	.000	0	0	0	0.0	0	0	0	0	0	0	0	0.0
TOTAL	0	0	0	0.0	0	0	.000	0	0	.000	0	0	.000	0	0	0	0.0	0	0	0	0	0	0	0	0.0



2021-22 CANISIUS WOMEN'S BASKETBALL GAME NOTES



ATHINA LEXA (UH-THEN-UH LEHK-SUH)

FRESHMAN • GUARD • 5-9 • THESSALONIKI, GREECE • HELLENIC COLLEGE OF THESSALONIKI

2021-22 SEASON STATS

PPG	RPG	APG	FG%	3-FG%	FT%
8.4	2.7	1.1	42.7	33.3	70.3

LAST APPEARANCE — VS. MONMOUTH (3/8/22)

MIN	PTS	FG	3-FG	REB	AST
34:25	10	4-12	2-3	2	3

2021-22 • FRESHMAN SEASON

• Established season-highs in points (26), field goals made (9), 3-pointers made (3) and free throws made (5) against Marist (Feb. 12); also matched season-high for steals for fourth time against Marist ... seven rebounds vs. Monmouth (Feb. 10), her most this season ... has matched season-high for assists on three occasions, recently vs. Siena (Jan. 29)

BEFORE CANISIUS

• Played four seasons for Hellenic College of Thessaloniki prior to arriving at Canisius ... averaged 20 points per game in her prep career ... competed with Greek Women's U16 and U18 National Teams at the FIBA European Championships ... participated in training camp with Greek Women's National Team for 2020 Summer Olympics in Tokyo

PERSONAL

• Born April 3, 2002 ... daughter of Kostas and Natasha Lexa ... has two brothers, Konstantinos and Filipp ... majoring in health and wellness

CAREER HONORS

2022 All-MAAC Rookie Team

SEASON / CAREER HIGHS

Points	26	vs. Marist (2/12/22)
Field Goals	9	vs. Marist (2/12/22)
Field Goal Att.	17	vs. Marist (2/12/22)
3-PT Field Goals	4	at Rider (2/19/22)
3-PT Field Goal Att.	8	at Niagara (2/26/22)
Free Throws	5	vs. Marist (2/12/22)
Free Throw Att.	6	vs. Siena (1/29/22)
Rebounds	7	vs. Monmouth (2/10/22)
Assists	3 (5x), Last: vs. Monmouth (3/8/22)	
Blocks	1 (3x), Last: vs. Monmouth (2/10/22)	
Steals	2 (5x), Last: at Rider (2/19/22)	

MISCELLANEOUS

	FR	TOTAL
Double-Doubles	—	—
10+ Points	12	12
20+ Points	2	2
5+ Rebounds	6	6
10+ Rebounds	—	—
5+ Assists	—	—
2+ 3-PT Field Goals	9	9
2+ Steals	5	5
2+ Blocks	—	—
Led Team in Points	6	6
Led Team in Rebs.	2	2
Led Team in Assists	3	3
Led Team in Steals	6	6
Led Team in Blocks	1	1

2021-22 SEASON STATS

OPPONENT	GS	MP	FG-A	PCT	3P-PA	PCT	FT-A	PCT	O-D-T	PF	A	TO	BLK	STL	PTS
at Buffalo (11/9)									---	DID NOT PLAY (INJURED)					
at Binghamton (11/13)									---	DID NOT PLAY (INJURED)					
at St. Bonaventure (11/17)		16:04	1-3	.333	0-1	.000	0-0	—	0-2-2	3	0	6	1	1	2
COLGATE (11/20)		10:13	1-1	1.000	1-1	1.000	2-2	1.000	0-2-2	3	0	2	0	0	5
DETROIT MERCY (11/23)		23:01	1-3	.333	0-2	.000	0-0	—	0-0-0	2	3	1	0	1	2
ROBERT MORRIS (11/27)		10:01	2-2	1.000	0-0	—	0-0	—	0-1-1	2	0	3	0	2	4
at Duquesne (12/1)		20:49	0-3	.000	0-2	.000	0-0	—	0-0-0	0	1	3	0	0	0
YOUNGSTOWN ST. (12/8)		7:47	0-1	.000	0-1	.000	0-0	—	0-1-1	1	0	3	0	0	0
at UAlbany (12/15)		6:48	0-0	—	0-0	—	0-0	—	0-0-0	0	0	0	0	0	0
SAINT PETER'S (12/19)		7:59	0-0	—	0-0	—	0-0	—	0-1-1	3	0	0	0	0	0
MANHATTAN (12/21)		19:27	4-8	.500	1-4	.250	0-2	.000	0-1-1	1	0	4	0	0	9
NIAGARA (1/9)		32:16	2-8	.250	1-4	.250	0-0	—	0-3-3	4	0	1	0	0	5
RIDER (1/13)		6:47	0-1	.000	0-1	.000	0-0	—	0-0-0	1	0	2	0	0	0
FAIRFIELD (1/15)		18:31	2-4	.500	1-1	1.000	0-0	—	0-2-2	1	2	2	0	1	5
at Saint Peter's (1/20)		24:43	6-12	.500	2-6	.333	0-0	—	3-1-4	2	1	2	1	1	14
at Monmouth (1/22)	*	27:19	4-12	.333	1-4	.250	1-2	.500	0-5-5	2	3	2	0	2	10
at Marist (1/24)	*	27:35	3-8	.375	0-2	.000	2-4	.500	0-1-1	3	1	0	0	1	8
QUINNIPIAC (1/27)	*	24:58	4-12	.333	2-6	.333	0-0	—	0-2-2	1	1	6	0	0	10
SIENA (1/29)	*	22:52	3-8	.375	2-3	.667	4-6	.667	1-4-5	3	3	3	0	0	12
at Iona (2/3)	*	29:46	5-8	.625	2-4	.500	2-2	1.000	0-4-4	0	3	2	0	2	14
at Fairfield (2/5)	*	28:56	4-11	.364	0-3	.000	0-0	—	2-1-3	1	1	3	0	1	8
at Quinnipiac (2/7)	*	26:03	1-7	.143	0-4	.000	0-0	—	1-3-4	2	1	4	0	0	2
MONMOUTH (2/10)	*	29:06	8-13	.615	0-4	.000	0-0	—	2-5-7	1	1	2	1	1	16
MARIST (2/12)	*	29:57	9-17	.529	3-7	.429	5-6	.833	0-5-5	3	2	3	0	2	26
at Manhattan (2/17)	*	31:37	4-14	.286	3-7	.429	3-4	.750	2-3-5	1	0	4	0	0	14
at Rider (2/19)	*	35:42	7-17	.412	2-6	.333	1-2	.500	2-2-4	2	0	3	0	2	17
at Siena (2/24)		28:06	3-5	.600	1-1	1.000	1-1	1.000	1-6-7	3	3	5	0	0	8
at Niagara (2/26)	*	35:25	8-14	.571	4-8	.500	3-4	.750	0-3-3	1	1	6	0	0	23
IONA (3/5)		21:30	4-7	.571	1-2	.500	2-2	1.000	1-1-2	4	0	2	0	1	11
vs. Monmouth (3/8)	*	34:25	4-12	.333	2-3	.667	0-0	—	0-2-2	0	3	0	0	0	10

LEXA'S CAREER YEAR-BY-YEAR STATISTICS

SEASON	GP	GS	MIN	AVG	FG	FGA	PCT	3-FG	3-FGA	PCT	FT	FTA	PCT	OFF	DEF	TOT	AVG	PF	FO	AST	TO	BLK	STL	PTS	AVG
2021-22	28	13	638	22.8	90	211	.427	29	87	.333	26	37	.703	15	61	76	2.7	50	0	30	74	3	18	235	8.4
TOTALS	28	13	638	22.8	90	211	.427	29	87	.333	26	37	.703	15	61	76	2.7	50	0	30	74	3	18	235	8.4





XANTHIPPI KARATASIOS

(ZAN-THIPP-EE CARE-UH-TAAS-YOU)

FRESHMAN • GUARD • 5-9 • KATERINI, GREECE • HIGH SCHOOL OF KONTARIOTISSA

2021-22 SEASON STATS

PPG	RPG	APG	FG%	3-FG%	FT%
0.0	0.5	0.0	—	—	—

LAST APPEARANCE — AT BINGHAMTON (11/13/21)

MIN	PTS	FG	3-FG	REB	STL
0:07	0	0-0	0-0	0	0

2021-22 • FRESHMAN SEASON

- Recorded a steal and a rebound in her collegiate debut at Buffalo (Nov. 9)

BEFORE CANISIUS

- Played five seasons of club basketball with Pierikos Arhelaos ... participated in the Panhellenic Tournament on three occasions ... competed with the U16 Greek National Team at the FIBA European Championship ... a three-time participant at Greece's U18 Championship

PERSONAL

- Born June 3, 2003 ... daughter of Asterios Karatasios and Georgia Katsara ... has one brother, Angelos Karatasios, who plays soccer professionally with Diagoras in Greece's Super League 2 ... majoring in sports & exercise health care

2021-22 SEASON STATS

OPPONENT	GS	MP	FG-A	PCT	3P-PA	PCT	FT-A	PCT	O-D-T	PF	A	TO	BLK	STL	PTS
at Buffalo (11/9)		17:54	0-0	---	0-0	---	0-0	---	0-1-1	3	0	2	0	1	0
at Binghamton (11/13)		0:07	0-0	---	0-0	---	0-0	---	0-0-0	1	0	0	0	0	0
at St. Bonaventure (11/17)									---						
COLGATE (11/20)									---						
DETROIT MERCY (11/23)									---						
ROBERT MORRIS (11/27)									---						
at Duquesne (12/1)									---						
YOUNGSTOWN ST. (12/8)									---						
at UAlbany (12/15)									---						
SAINT PETER'S (12/19)									---						
MANHATTAN (12/21)									---						
NIAGARA (1/9)									---						
RIDER (1/13)									---						
FAIRFIELD (1/15)									---						
at Saint Peter's (1/20)									---						
at Monmouth (1/22)									---						
at Marist (1/24)									---						
QUINNIPIAC (1/27)									---						
SIENA (1/29)									---						
at Iona (2/3)									---						
at Fairfield (2/5)									---						
at Quinnipiac (2/7)									---						
MONMOUTH (2/10)									---						
MARIST (2/12)									---						
at Manhattan (2/17)									---						
at Rider (2/19)									---						
at Siena (2/24)									---						
at Niagara (2/26)									---						
IONA (3/5)									---						
vs. Monmouth (3/8)									---						

SEASON / CAREER HIGHS

Points	—	—
Field Goals	—	—
Field Goal Att.	—	—
3-PT Field Goals	—	—
3-PT Field Goal Att.	—	—
Free Throws	—	—
Free Throw Att.	—	—
Rebounds	1	at Buffalo (11/9/21)
Assists	—	—
Blocks	—	—
Steals	1	at Buffalo (11/9/21)

MISCELLANEOUS

	FR	TOTAL
Double-Doubles	—	—
10+ Points	—	—
20+ Points	—	—
5+ Rebounds	—	—
10+ Rebounds	—	—
5+ Assists	—	—
2+ 3-PT Field Goals	—	—
2+ Steals	—	—
2+ Blocks	—	—
Led Team in Points	—	—
Led Team in Rebs.	—	—
Led Team in Assists	—	—
Led Team in Steals	—	—
Led Team in Blocks	—	—

KARATASIOS'S CAREER YEAR-BY-YEAR STATISTICS

SEASON	GP	GS	MIN	AVG	FG	FGA	PCT	3-FG	3-FGA	PCT	FT	FTA	PCT	OFF	DEF	TOT	AVG	PF	FO	AST	TO	BLK	STL	PTS	AVG
2021-22	2	0	18	9.0	0	0	.000	0	0	.000	0	0	.000	0	1	1	1.0	4	0	0	2	0	1	0	0.0
TOTAL	2	0	18	9.0	0	0	.000	0	0	.000	0	0	.000	0	1	1	1.0	4	0	0	2	0	1	0	0.0



2021-22 CANISIUS WOMEN'S BASKETBALL GAME NOTES

DANI HASKELL (HASS-KULL)

SOPHOMORE • GUARD • 5-6 • FRANKLINVILLE, N.Y. • FRANKLINVILLE

2021-22 SEASON STATS

PPG	RPG	APG	FG%	3-FG%	FT%
14.5	4.0	2.9	37.4	30.6	87.8

LAST APPEARANCE — VS. MONMOUTH (3/8/22)

MIN	PTS	FG	3-FG	FT	AST
38:05	26	10-17	2-4	5	6

2021-22 • SOPHOMORE SEASON

• Career-high six assists at Iona (Feb. 3) ... scored 24 points vs. Siena (Jan. 29), while tying single-game high for 3-pointers (5) ... set career highs in points (27) and steals (4) vs. Niagara (Jan. 9) and matched career-high in rebounds (7)

2020-21 • FRESHMAN SEASON

• Started all five games during her rookie season, averaging 34 minutes per contest ... led Canisius in scoring with 56 total points and 11.4 points per game ... opened season with 12-point game against crosstown rival Buffalo (Dec. 6) ... scored season-high 19 points at Marist (Dec. 12) ... nearly perfect at the free-throw line, going 16-for-17 at the charity stripe

BEFORE CANISIUS

• Earned six varsity letters at Franklinville High School, scoring 3,227 points — second-most by a female in New York State (**CARYN SCHOFF** — 1989-95 — 3,548 points at St. Johnsville) ... most points by Western New York player (male or female) ... made 467 3-pointers during HS career ... New York State Class D MVP in 2018 and 2019 and earned First Team honors in 2020 ... 3-time All-Western New York honoree, Player of the Year in 2019 ... 4-time Big 30 Player of the Year ... 31.0 PPG, 6.1 RPG during senior campaign

PERSONAL

• Born Sept. 5, 2002 ... daughter of Jeff and Jill Haskell ... has a brother, Josh, and a sister, Ally ... father played college basketball at RIT, mother played basketball at Houghton ... sister plays softball at St. Bonaventure ... majoring in integrated marketing communications

2021-22 SEASON STATS

OPPONENT	GS	MP	FG-A	PCT	3P-PA	PCT	FT-A	PCT	O-D-T	PF	A	TO	BLK	STL	PTS
at Buffalo (11/9)	*	30:44	5-14	.357	1-8	.125	2-2	100.0	0-7-7	2	2	8	0	3	13
at Binghamton (11/13)	*	38:05	9-19	.474	2-10	.200	5-6	.833	1-4-5	0	4	9	0	2	25
at St. Bonaventure (11/17)	*	31:59	3-12	.250	1-7	.143	0-2	.000	0-3-3	2	2	2	0	0	7
COLGATE (11/20)	*	29:34	4-12	.333	2-5	.400	0-0	—	0-3-3	2	2	6	0	1	10
DETROIT MERCY (11/23)	*	31:12	5-15	.333	5-12	.417	9-10	.900	2-1-3	2	1	2	0	1	24
ROBERT MORRIS (11/27)	*	35:49	6-16	.375	2-8	.250	4-4	1.000	2-5-7	1	3	1	0	1	18
at Duquesne (12/1)	*	29:22	5-16	.313	0-7	.000	2-2	1.000	1-1-2	2	3	1	0	2	12
YOUNGSTOWN ST. (12/8)	*	24:48	4-6	.667	1-3	.333	5-5	1.000	0-5-5	4	3	2	0	2	14
at UAlbany (12/15)	*	31:30	4-13	.308	2-7	.286	1-1	1.000	1-4-5	0	4	2	0	1	11
SAINT PETER'S (12/19)	*	34:47	3-16	.188	2-10	.200	2-2	1.000	1-1-2	2	2	4	0	0	10
MANHATTAN (12/21)	*	32:30	6-17	.353	4-11	.364	1-2	.500	2-2-4	1	4	3	1	2	17
NIAGARA (1/9)	*	37:57	9-17	.529	4-7	.571	5-8	.625	2-5-7	2	4	7	0	4	27
RIDER (1/13)	*	33:44	3-14	.214	2-8	.250	2-2	1.000	0-1-1	1	3	2	0	0	10
FAIRFIELD (1/15)	*	30:36	4-13	.308	2-8	.250	0-0	—	0-3-3	4	0	2	1	0	10
at Saint Peter's (1/20)	*	29:59	1-6	.167	1-3	.333	2-2	1.000	1-2-3	1	1	4	0	3	5
at Monmouth (1/22)	*	24:39	4-7	.571	3-6	.500	2-2	1.000	0-1-1	4	2	2	0	1	13
at Marist (1/24)	*	22:36	4-7	.571	2-3	.667	0-0	—	2-4-6	2	2	3	0	0	10
QUINNIPIAC (1/27)	*	30:11	3-6	.500	2-3	.667	8-10	.800	1-2-3	2	3	2	0	1	16
SIENA (1/29)	*	29:01	6-10	.600	5-8	.625	7-8	.875	0-3-3	0	5	3	0	2	24
at Iona (2/3)	*	32:01	5-12	.417	1-4	.250	0-0	—	2-4-6	5	6	2	0	1	11
at Fairfield (2/5)	*	36:26	1-9	.111	1-8	.125	2-2	1.000	0-2-2	1	3	3	0	1	5
at Quinnipiac (2/7)	*	30:10	4-10	.400	2-4	.500	2-2	1.000	2-4-6	4	2	2	0	2	12
MONMOUTH (2/10)	*	28:22	5-15	.333	2-9	.222	3-4	.750	0-3-3	3	2	2	0	2	15
MARIST (2/12)	*	35:19	5-16	.313	1-8	.125	2-2	1.000	0-6-6	1	5	1	0	1	13
at Manhattan (2/17)	*	31:02	7-16	.438	5-11	.455	2-2	1.000	2-1-3	1	5	2	0	2	21
at Rider (2/19)	*	27:31	0-5	.000	0-4	.000	0-0	—	1-6-7	0	2	1	0	0	0
at Siena (2/24)	*	34:40	4-13	.308	2-7	.286	4-4	1.000	1-2-3	2	2	1	0	1	14
at Niagara (2/26)	*	28:59	7-16	.438	2-9	.222	4-4	1.000	0-2-2	3	2	6	0	1	20
IONA (3/5)	*	33:17	6-15	.400	3-7	.429	6-6	1.000	0-3-3	1	3	4	0	2	21
vs. Monmouth (3/8)	*	38:05	10-17	.588	2-4	.500	4-4	1.000	1-4-5	2	6	4	0	0	26

CAREER HONORS

2021-22 MAAC All-Academic Team
2022 All-MAAC Third Team

2021-22 SEASON HIGHS

Points	27	vs. Niagara (1/9/22)
Field Goals	10	vs. Monmouth (3/8/22)
Field Goal Att.	19	at Binghamton (11/13/21)
3-PT Field Goals	5 (3x)	Last: at Manhattan (2/17/22)
3-PT Field Goal Att.	12	vs. Detroit Mercy (11/23/21)
Free Throws	9	vs. Detroit Mercy (11/23/21)
Free Throw Att.	10	vs. Detroit Mercy (11/23/21)
Rebounds	7 (4x)	vs. Quinnipiac (1/27/22) at Iona (2/3/22)
Assists	6	vs. Monmouth (3/8/22)
Blocks	1	vs. Manhattan (12/21/21)
Steals	4	vs. Fairfield (1/15/22) vs. Niagara (1/9/22)

CAREER HIGHS

Points	27	vs. Niagara (1/9/22)
Field Goals	10	vs. Monmouth (3/8/22)
Field Goal Att.	19	at Binghamton (11/13/21)
3-PT Field Goals	5 (3x)	Last: at Manhattan (2/17/22)
3-PT Field Goal Att.	12	vs. Detroit Mercy (11/23/21)
Free Throws	9	vs. Detroit Mercy (11/23/21)
Free Throw Att.	10	vs. Detroit Mercy (11/23/21)
Rebounds	7 (4x)	vs. Quinnipiac (1/27/22) at Iona (2/3/22)
Assists	6	vs. Monmouth (3/8/22)
Blocks	1	vs. Manhattan (12/21/21)
Steals	4	vs. Fairfield (1/15/22) vs. Niagara (1/9/22)

MISCELLANEOUS

	FR	SO	TOTAL
Double-Doubles	—	—	—
10+ Points	3	26	29
20+ Points	—	8	8
5+ Rebounds	—	12	12
10+ Rebounds	—	—	—
5+ Assists	—	5	5
2+ 3-PT Field Goals	3	21	24
2+ Steals	2	12	14
2+ Blocks	—	—	—
Led Team in Points	3	16	19
Led Team in Rebs.	—	4	4
Led Team in Assists	1	16	17
Led Team in Steals	1	11	12
Led Team in Blocks	—	1	1

HASKELL'S CAREER YEAR-BY-YEAR STATISTICS

SEASON	GP	GS	MIN	AVG	FG	FGA	PCT	3-FG	3-FGA	PCT	FT	FTA	PCT	OFF	DEF	TOT	AVG	PF	FO	AST	TO	BLK	STL	PTS	AVG
2020-21	5	5	168	33.7	16	58	.276	9	36	.250	16	17	.941	3	10	13	2.6	10	0	12	5	0	5	57	11.4
2021-22	30	30	945	31.5	142	380	.374	64	209	.306	86	98	.878	25	94	119	4.0	57	1	88	93	2	39	434	14.5
TOTALS	35	35	1113	31.8	158	438	.361	73	245	.298	102	115	.887	28	104	132	3.8	67	1	100	98	2	44	491	14.0



2021-22 CANISIUS WOMEN'S BASKETBALL GAME NOTES



ÈLIA PÁEZ (EH-LEE-UH PIES)

FRESHMAN • GUARD • 5-9 • SABADELL, SPAIN • ESCOLA PIA SABADELL

2021-22 SEASON STATS

PPG	RPG	APG	FG%	3-FG%	FT%
—	—	—	—	—	—

LAST APPEARANCE — NONE

MIN	PTS	FG	3-FG	REB	AST
—	—	—	—	—	—

BEFORE CANISIUS

- Played three years of club basketball with Basket Almeda, earning the 2021 Catalonia Championship

PERSONAL

- Born Sept. 19, 2003 ... daughter of Damia Páez and Eva Freixas ... has two siblings, a brother, Damia, and a sister, Claudia ... majoring in health and wellness

SEASON / CAREER HIGHS

Points	—
Field Goals	—
Field Goal Att.	—
3-PT Field Goals	—
3-PT Field Goal Att.	—
Free Throws	—
Free Throw Att.	—
Rebounds	—
Assists	—
Blocks	—
Steals	—

MISCELLANEOUS

	FR	TOTAL
Double-Doubles	—	—
10+ Points	—	—
20+ Points	—	—
5+ Rebounds	—	—
10+ Rebounds	—	—
5+ Assists	—	—
2+ 3-PT Field Goals	—	—
2+ Steals	—	—
2+ Blocks	—	—
Led Team in Points	—	—
Led Team in Rebs.	—	—
Led Team in Assists	—	—
Led Team in Steals	—	—
Led Team in Blocks	—	—

2021-22 SEASON STATS

OPPONENT	GS	MP	FG-A	PCT	3P-PA	PCT	FT-A	PCT	O-D-T	PF	A	TO	BLK	STL	PTS
at Buffalo (11/9)															---
at Binghamton (11/13)															---
at St. Bonaventure (11/17)															---
COLGATE (11/20)															---
DETROIT MERCY (11/23)															---
ROBERT MORRIS (11/27)															---
at Duquesne (12/1)															---
YOUNGSTOWN ST. (12/8)															---
at UAlbany (12/15)															---
SAINT PETER'S (12/19)															---
MANHATTAN (12/21)															---
NIAGARA (1/9)															---
RIDER (1/13)															---
FAIRFIELD (1/15)															---
at Saint Peter's (1/20)															---
at Monmouth (1/22)															---
at Marist (1/24)															---
QUINNIPIAC (1/27)															---
SIENA (1/29)															---
at Iona (2/3)															---
at Fairfield (2/5)															---
at Quinnipiac (2/7)															---
MONMOUTH (2/10)															---
MARIST (2/12)															---
at Manhattan (2/17)															---
at Rider (2/19)															---
at Siena (2/24)															---
at Niagara (2/26)															---
IONA (3/5)															---
vs. Monmouth (3/8)															---

PAEZ'S CAREER YEAR-BY-YEAR STATISTICS

SEASON	GP	GS	MIN	AVG	FG	FGA	PCT	3-FG	3-FGA	PCT	FT	FTA	PCT	OFF	DEF	TOT	AVG	PF	FO	AST	TO	BLK	STL	PTS	AVG
2021-22	0	0	0	0.0	0	0	.000	0	0	.000	0	0	.000	0	0	0	0.0	0	0	0	0	0	0	0	0.0
TOTAL	0	0	0	0.0	0	0	.000	0	0	.000	0	0	.000	0	0	0	0.0	0	0	0	0	0	0	0	0.0



2021-22 CANISIUS WOMEN'S BASKETBALL GAME NOTES



JANE McCAULEY (MUH-KAHL-LEE)

JUNIOR • GUARD • 5-9 • NEW ROCHELLE, N.Y. • THE URSULINE SCHOOL / VERMONT

2021-22 SEASON STATS

PPG	RPG	APG	FG%	3-FG%	FT%
5.5	0.0	0.5	58.3	58.3	50.0

LAST APPEARANCE — VS. BUCKNELL (11/28/21)

MIN	PTS	FG	3-FG	REB	STL
0:48	0	0-0	0-0	0	0

BEFORE CANISIUS

• Played three seasons at Vermont, logging 28 games played with the Catamounts, making 40 percent of 3-point attempts (22-of-55) ... shot 38.1 percent from the floor (24-for-63) ... four-year letterwinner at The Ursuline School ... averaged nine points, two rebounds and two assists per game in senior year ... two-time Basketball All-League and All-Section I honoree in 2017-18 and 2018-19 ... also won two Basketball League Championships (2016-17 and 2017-18) ... also was a four-year letterwinner on the softball diamond

PERSONAL

• Born Oct. 25, 2001 ... majoring in marketing

2021-22 SEASON STATS (AT VERMONT)

OPPONENT	GS	MP	FG-A	PCT	3P-PA	PCT	FT-A	PCT	O-D-T	PF	A	TO	BLK	STL	PTS
MERRIMACK (11/9)		4:19	0-1	.000	0-1	.000	0-0	---	0-0-0	0	1	0	0	0	0
vs. American (11/13)									---	DID NOT PLAY (COACH'S DECISION)					
at Marist (11/14)		11:24	5-8	.625	5-8	.625	1-2	.500	0-0-0	1	0	1	0	0	16
at Navy (11/20)									---	DID NOT PLAY (COACH'S DECISION)					
BROWN (11/27)		11:50	2-3	.667	2-3	.667	0-0	---	0-0-0	0	1	1	0	1	6
BUCKNELL (11/28)		0:48	0-0	---	0-0	---	0-0	---	0-0-0	0	0	0	0	0	0
LIU (12/3)									---	DID NOT PLAY (COACH'S DECISION)					
LOYOLA CHICAGO (12/5)									---	DID NOT PLAY (COACH'S DECISION)					
DARTMOUTH (12/8)									---	DID NOT PLAY (COACH'S DECISION)					

2021-22 SEASON STATS (AT CANISIUS)

OPPONENT	GS	MP	FG-A	PCT	3P-PA	PCT	FT-A	PCT	O-D-T	PF	A	TO	BLK	STL	PTS
RIDER (1/13)									---	DID NOT PLAY (INELIGIBLE DUE TO NCAA TRANSFER REGULATIONS)					
FAIRFIELD (1/15)									---	DID NOT PLAY (INELIGIBLE DUE TO NCAA TRANSFER REGULATIONS)					
at Saint Peter's (1/20)									---	DID NOT PLAY (INELIGIBLE DUE TO NCAA TRANSFER REGULATIONS)					
at Monmouth (1/22)									---	DID NOT PLAY (INELIGIBLE DUE TO NCAA TRANSFER REGULATIONS)					
at Marist (1/24)									---	DID NOT PLAY (INELIGIBLE DUE TO NCAA TRANSFER REGULATIONS)					
QUINNIPIAC (1/27)									---	DID NOT PLAY (INELIGIBLE DUE TO NCAA TRANSFER REGULATIONS)					
SIENA (1/29)									---	DID NOT PLAY (INELIGIBLE DUE TO NCAA TRANSFER REGULATIONS)					
at Iona (2/3)									---	DID NOT PLAY (INELIGIBLE DUE TO NCAA TRANSFER REGULATIONS)					
at Fairfield (2/5)									---	DID NOT PLAY (INELIGIBLE DUE TO NCAA TRANSFER REGULATIONS)					
at Quinnipiac (2/7)									---	DID NOT PLAY (INELIGIBLE DUE TO NCAA TRANSFER REGULATIONS)					
MONMOUTH (2/10)									---	DID NOT PLAY (INELIGIBLE DUE TO NCAA TRANSFER REGULATIONS)					
MARIST (2/12)									---	DID NOT PLAY (INELIGIBLE DUE TO NCAA TRANSFER REGULATIONS)					
at Manhattan (2/17)									---	DID NOT PLAY (INELIGIBLE DUE TO NCAA TRANSFER REGULATIONS)					
at Rider (2/19)									---	DID NOT PLAY (INELIGIBLE DUE TO NCAA TRANSFER REGULATIONS)					
at Siena (2/24)									---	DID NOT PLAY (INELIGIBLE DUE TO NCAA TRANSFER REGULATIONS)					
at Niagara (2/26)									---	DID NOT PLAY (INELIGIBLE DUE TO NCAA TRANSFER REGULATIONS)					
IONA (3/5)									---	DID NOT PLAY (INELIGIBLE DUE TO NCAA TRANSFER REGULATIONS)					
vs. Monmouth (3/8)									---	DID NOT PLAY (INELIGIBLE DUE TO NCAA TRANSFER REGULATIONS)					

2021-22 SEASON HIGHS

Points	16	at Marist (11/14/21)
Field Goals	5	at Marist (11/14/21)
Field Goal Att.	8	at Marist (11/14/21)
3-PT Field Goals	5	at Marist (11/14/21)
3-PT Field Goal Att.	8	at Marist (11/14/21)
Free Throws	1	at Marist (11/14/21)
Free Throw Att.	2	at Marist (11/14/21)
Rebounds	—	—
Assists	1	vs. Merrimack (11/9/21)
		vs. Brown (11/27/21)
Blocks	—	—
Steals	1	vs. Brown (11/27/21)

Note: * - Denotes career highs set at Vermont

CAREER HIGHS

Points	16	at Marist (11/14/21)*
Field Goals	5	at Marist (11/14/21)*
Field Goal Att.	8	at Marist (11/14/21)*
3-PT Field Goals	5	at Marist (11/14/21)*
3-PT Field Goal Att.	8	at Marist (11/14/21)*
Free Throws	1	at Marist (11/14/21)*
Free Throw Att.	2	at Marist (11/14/21)*
Rebounds	2	at Maine (3/4/20)*
Assists	2	vs. Canisius (12/7/19)*
Blocks	—	—
Steals	1	(3x), Last: vs. Brown (11/27/21)*

Note: * - Denotes career highs set at Vermont

MISCELLANEOUS

	FR	SO	JR	TOTAL
Double-Doubles	—	—	—	—
10+ Points	—	—	1	1
20+ Points	—	—	—	—
5+ Rebounds	—	—	—	—
10+ Rebounds	—	—	—	—
5+ Assists	—	—	—	—
2+ 3-PT Field Goals	3	—	2	5
2+ Steals	—	—	—	—
2+ Blocks	—	—	—	—
Led Team in Points	—	—	1	1
Led Team in Rebs.	—	—	—	—
Led Team in Assists	—	—	—	—
Led Team in Steals	1	—	—	1
Led Team in Blocks	—	—	—	—

Shaded columns denote seasons at Vermont

McCAULEY'S CAREER YEAR-BY-YEAR STATISTICS

SEASON	GP	GS	MIN	AVG	FG	FGA	PCT	3-FG	3-FGA	PCT	FT	FTA	PCT	OFF	DEF	TOT	AVG	PF	FO	AST	TO	BLK	STL	PTS	AVG
2019-20	23	0	223	9.7	16	50	.320	14	42	.333	0	0	.000	1	4	5	0.2	14	0	6	6	0	2	46	2.0
2020-21	1	0	4	4.3	1	1	1.000	1	1	1.000	0	0	.000	0	1	1	1.0	0	0	0	1	0	0	3	3.0
2021-22	4	0	28	7.1	7	12	.583	7	12	.583	1	2	.500	0	0	0	0.0	1	0	2	2	0	1	22	5.5
TOTALS	28	0	255	9.1	24	63	.381	22	55	.400	1	2	.500	1	5	6	0.2	15	0	8	9	0	3	71	2.5

Gray shaded lines denote time spent at Vermont



2021-22 CANISIUS WOMEN'S BASKETBALL GAME NOTES

KAYLA JACKSON

SENIOR • FORWARD • 5-11 • ROCHESTER, N.Y. • AQUINAS INSTITUTE / UMBC

2021-22 SEASON STATS

PPG	RPG	SPG	FG%	3-FG	FT%
4.7	6.5	1.0	46.9	0-2	46.6

LAST APPEARANCE — VS. MONMOUTH (3/8/22)

MIN	PTS	FG	FT	REB	STL
19:49	8	4-4	0-0	7	2

2021-22 • SENIOR SEASON

• Recorded career-high 14 rebounds and season-high 3 assists at Niagara (Feb. 26) ... first double-digit point total of season against Colgate (Nov. 20), along with seven rebounds and a pair of steals

2020-21 • JUNIOR SEASON

• Started all five games during the pandemic-shortened season ... Scored season-high 10 points in Canisius debut against crosstown rival Buffalo (Dec. 6) ... led team with 32 rebounds ... scored first 3-point field goal of her career at Marist (Dec. 11)

BEFORE CANISIUS

• Was a two-year letterwinner at UMBC, playing in just one season ... recorded 98 points and 93 rebounds in 26 games during freshman campaign ... played four years at Aquinas Institute, helping secure a sectional title ... two-time All-Greater Rochester First Team selection

PERSONAL

• Born Jan. 17, 2000 ... daughter of Angela Penson ... majoring in psychology

2021-22 SEASON STATS

OPPONENT	GS	MP	FG-A	PCT	3P-PA	PCT	FT-A	PCT	O-D-T	PF	A	TO	BLK	STL	PTS
at Buffalo (11/9)	*	14:56	3-4	.750	0-1	.000	0-0	—	1-2-3	1	0	2	0	1	6
at Binghamton (11/13)	*	17:00	3-8	.375	0-1	.000	3-9	.333	4-7-11	2	1	1	0	0	9
at St. Bonaventure (11/17)	*	17:49	0-2	.000	0-0	—	1-2	.500	3-9-12	3	1	1	0	0	1
COLGATE (11/20)	*	17:35	4-5	.800	0-0	—	3-5	.600	3-4-7	3	0	3	0	2	11
DETROIT MERCY (11/23)	*	26:03	3-5	.600	0-0	—	0-4	.000	2-8-10	4	2	5	1	0	6
ROBERT MORRIS (11/27)	*	19:54	1-4	.250	0-0	—	4-6	.667	3-8-11	3	0	3	1	0	6
at Duquesne (12/1)	*	26:37	1-4	.250	0-0	—	0-0	—	0-3-3	3	0	1	0	2	2
YOUNGSTOWN ST. (12/8)	*	16:00	0-1	.000	0-0	—	5-8	.625	0-0-0	0	0	1	1	3	5
at UAlbany (12/15)	*	18:30	3-7	.429	0-0	—	0-0	—	5-3-8	3	0	2	0	1	6
SAINT PETER'S (12/19)	*	18:18	2-5	.400	0-0	—	1-1	1.000	3-2-5	1	0	0	1	3	5
MANHATTAN (12/21)	*	15:30	0-0	—	0-0	—	0-0	—	0-4-4	3	0	0	0	1	0
NIAGARA (1/9)									---						
RIDER (1/13)	*	18:41	3-6	.500	0-0	—	1-2	.500	4-4-8	3	0	0	1	1	7
FAIRFIELD (1/15)	*	26:31	3-5	.600	0-0	—	2-4	.500	1-3-4	0	2	3	0	2	8
at Saint Peter's (1/20)	*	22:05	4-7	.571	0-0	—	0-0	—	2-3-5	4	1	1	0	1	8
at Monmouth (1/22)	*	19:01	4-7	.571	0-0	—	0-0	—	2-2-4	3	0	2	0	2	8
at Marist (1/24)	*	14:48	0-0	—	0-0	—	0-2	.000	2-5-7	1	0	2	0	0	0
QUINNIPIAC (1/27)									---						
SIENA (1/29)									---						
at Iona (2/3)									---						
at Fairfield (2/5)									---						
at Quinnipiac (2/7)		9:41	0-0	—	0-0	—	2-4	.500	2-1-3	2	0	0	1	0	2
MONMOUTH (2/10)		16:36	0-3	.000	0-0	—	1-2	.500	1-4-5	1	0	2	2	1	1
MARIST (2/12)		15:01	0-3	.000	0-0	—	1-2	.500	6-2-8	0	1	0	0	1	1
at Manhattan (2/17)		18:26	1-3	.333	0-0	—	0-2	.000	2-4-6	4	0	1	0	0	2
at Rider (2/19)		12:46	1-2	.500	0-0	—	0-0	—	1-2-3	1	0	0	0	0	2
at Siena (2/24)	*	14:03	2-4	.500	0-0	—	1-1	1.000	1-1-2	2	0	3	0	0	5
at Niagara (2/26)	*	19:18	1-3	.333	0-0	—	0-2	.000	2-12-14	5	3	1	0	0	2
IONA (3/5)	*	20:42	2-4	.500	0-0	—	2-2	1.000	4-8-12	3	1	3	0	1	6
vs. Monmouth (3/8)	*	19:49	4-4	1.000	0-0	—	0-0	—	0-7-7	5	0	0	0	2	8



CAREER HONORS

2021-22 MAAC All-Academic Team

2021-22 SEASON HIGHS

Points	11	vs. Colgate (11/20/21)
Field Goals	4 (4x)	Last: vs. Monmouth (3/8/22)
Field Goal Att.	8	at Binghamton (11/13/21)
3-PT Field Goals	—	—
3-PT Field Goal Att.	1	at Buffalo (11/9/21)
		at Binghamton (11/13/21)
Free Throws	5	vs. Youngstown State (12/8/21)
Free Throw Att.	9	at Binghamton (11/13/21)
Rebounds	14	at Niagara (2/26/22)
Assists	3	at Niagara (2/26/22)
Blocks	2	vs. Monmouth (2/10/22)
Steals	3	vs. Youngstown State (12/8/21)
		vs. Saint Peter's (12/19/21)

CAREER HIGHS

Points	16	at Morgan State (12/20/18)*
Field Goals	8	at Morgan State (12/20/18)*
Field Goal Att.	10	at Morgan State (12/20/18)*
3-PT Field Goals	1	at Marist (12/11/20)
3-PT Field Goal Att.	1 (5x)	Last: at Binghamton (11/13/21)
Free Throws	5	vs. Youngstown State (12/8/21)
Free Throw Att.	9	at Binghamton (11/13/21)
Rebounds	14	at Niagara (2/26/22)
Assists	4	vs. Hartford (1/9/19)*
		at Marist (12/11/20)
Blocks	2	vs. Monmouth (2/10/22)
Steals	3 (3x)	Last: vs. Saint Peter's (12/19/21)

Note: * - Denotes career highs set at UMBC

MISCELLANEOUS

	FR	SO	JR	SR	TOTAL
Double-Doubles	—	—	—	—	—
10+ Points	2	—	1	1	4
20+ Points	—	—	—	—	—
5+ Rebounds	9	—	4	17	30
10+ Rebounds	1	—	1	6	8
5+ Assists	—	—	—	—	—
2+ 3-PT Field Goals	—	—	—	—	—
2+ Steals	3	—	2	7	12
2+ Blocks	—	—	1	1	2
Led Team in Points	—	—	—	—	—
Led Team in Rebs.	5	—	4	12	21
Led Team in Assists	2	—	—	1	3
Led Team in Steals	4	—	2	7	13
Led Team in Blocks	3	—	3	3	9

Shaded columns denote seasons at UMBC

JACKSON'S CAREER YEAR-BY-YEAR STATISTICS

SEASON	GP	GS	MIN	AVG	FG	FGA	PCT	3-FG	3-FGA	PCT	FT	FTA	PCT	OFF	DEF	TOT	AVG	PF	FO	AST	TO	BLK	STL	PTS	AVG
2018-19	26	4	309	11.9	43	77	.558	0	0	.000	12	29	.414	42	51	93	3.6	27	0	14	34	4	11	98	3.8
2019-20																	---								
2020-21	5	5	137	27.4	10	21	.476	1	3	.333	6	15	.400	9	23	32	6.4	14	1	8	8	4	4	27	5.4
2021-22	25	20	456	18.2	45	96	.469	0	2	.000	27	58	.466	54	108	162	6.5	60	2	12	37	8	24	117	4.7
TOTALS	56	29	912	16.3	98	194	.505	1	5	.200	45	102	.441	105	182	287	5.1	101	3	34	79	16	39	242	4.3

Gray shaded lines denote time spent at UMBC



2021-22 CANISIUS WOMEN'S BASKETBALL GAME NOTES

ERIKA JOSEPH

SENIOR • GUARD • 5-8 • TORONTO, ONTARIO • J. ADDISON

2021-22 SEASON STATS

PPG	RPG	APG	FG%	3-FG%	FT%
8.3	2.9	1.4	32.6	33.1	61.9

LAST APPEARANCE — VS. MONMOUTH (3/8/22)

MIN	PTS	FG	3-FG	REB	AST
32:31	5	2-5	0-1	1	0

2021-22 • SENIOR SEASON

- Scored career-high 16 points vs. Youngstown State (Dec. 8) ... hauled in career-high seven rebounds at Binghamton (Nov. 13)

2020-21 • JUNIOR SEASON

- Started all five games during the pandemic-shortened season ... finished season with 41 points, averaging 8.2 points per game

2019-20 • SOPHOMORE SEASON

- Started 21 of 26 games played ... averaged 2.2 points and 2.1 rebounds

2018-19 • FRESHMAN SEASON

- Appeared in 25 games, making 15 starts

BEFORE CANISIUS

- 14 PPG and 5.0 APG in senior year at J. Addison ... 2016 Defensive Player of the Year and SIAA All-State Second Team

PERSONAL

- Born May 16, 1999 ... has five siblings, two of which play professionally ... brother, Cory, is a 10-year NBA veteran with stops in San Antonio, Toronto, Indiana, Sacramento and Detroit, winning an NBA title in 2014 with San Antonio

2021-22 SEASON STATS

OPPONENT	GS	MP	FG-A	PCT	3P-PA	PCT	FT-A	PCT	O-D-T	PF	A	TO	BLK	STL	PTS
at Buffalo (11/9)	*	36:52	5-16	.313	3-7	.429	0-1	.000	2-1-3	1	0	2	0	0	13
at Binghamton (11/13)	*	35:30	3-8	.375	2-3	.667	0-0	—	2-5-7	2	0	0	0	0	8
at St. Bonaventure (11/17)	*	35:08	6-14	.429	2-7	.286	0-2	.000	2-3-5	4	2	0	0	1	14
COLGATE (11/20)	*	36:57	3-9	.333	1-5	.200	1-2	.500	3-2-5	2	2	4	0	1	8
DETROIT MERCY (11/23)	*	36:24	4-6	.667	2-2	1.000	2-4	.500	2-0-2	2	1	4	0	2	12
ROBERT MORRIS (11/27)	*	35:41	1-9	.111	0-4	.000	4-6	.667	0-2-2	1	0	0	0	1	6
at Duquesne (12/1)	*	37:08	4-10	.400	3-7	.429	1-2	.500	2-5-7	2	1	0	0	1	12
YOUNGSTOWN ST. (12/8)	*	36:32	6-8	.750	4-5	.800	0-0	—	0-3-3	1	1	2	0	0	16
at UAlbany (12/15)	*	35:15	4-11	.364	2-6	.333	0-0	—	1-0-1	1	3	1	0	1	10
SAINT PETER'S (12/19)	*	35:02	3-15	.200	2-8	.250	1-2	.500	1-2-3	3	1	2	2	1	9
MANHATTAN (12/21)	*	21:20	3-11	.273	2-2	1.000	1-1	1.000	1-1-2	5	0	2	0	0	9
NIAGARA (1/9)									--- DID NOT PLAY (INACTIVE) ---						
RIDER (1/13)	*	31:14	5-11	.455	3-7	.429	2-2	1.000	0-3-3	3	1	2	0	0	15
FAIRFIELD (1/15)	*	29:10	3-10	.300	0-5	.000	0-0	—	2-0-2	2	1	1	0	0	6
at Saint Peter's (1/20)	*	31:09	2-7	.286	1-2	.500	3-4	.750	0-2-2	3	1	0	0	1	8
at Monmouth (1/22)	*	32:52	1-7	.143	1-4	.250	1-2	.500	1-1-2	2	0	2	0	2	4
at Marist (1/24)	*	33:19	1-7	.143	0-5	.000	0-0	—	0-2-2	3	3	3	0	1	2
QUINNIPAC (1/27)	*	35:28	2-6	.333	1-1	1.000	1-2	.500	0-4-4	3	2	3	0	0	6
SIENA (1/29)	*	35:09	3-9	.333	2-6	.333	0-0	—	0-0-0	1	4	4	0	0	8
at Iona (2/3)	*	33:53	2-11	.182	2-8	.250	0-0	—	0-1-1	1	3	2	0	0	6
at Fairfield (2/5)	*	40:13	2-7	.286	1-3	.333	0-0	—	0-1-1	3	1	1	1	0	5
at Quinnipiac (2/7)	*	28:08	1-6	.167	1-3	.333	0-0	—	2-2-4	3	0	2	0	0	3
MONMOUTH (2/10)	*	32:10	0-6	.000	0-4	.000	1-2	.500	2-1-3	0	1	1	1	1	1
MARIST (2/12)	*	35:39	3-10	.300	2-6	.333	4-4	1.000	0-3-3	1	1	1	0	0	12
at Manhattan (2/17)	*	31:24	4-11	.364	2-4	.500	0-1	.000	0-2-2	2	2	0	0	0	10
at Rider (2/19)	*	33:35	3-8	.375	2-7	.286	0-0	—	0-3-3	1	1	2	0	1	8
at Siena (2/24)	*	37:28	5-9	.556	0-2	.000	0-0	—	0-3-3	0	2	3	0	0	10
at Niagara (2/26)	*	33:57	3-7	.429	2-5	.400	2-2	1.000	2-0-2	2	4	5	0	0	10
IONA (3/5)	*	36:08	2-10	.200	1-4	.250	1-2	.500	2-3-5	2	2	1	0	0	6
vs. Monmouth (3/8)	*	32:31	2-5	.400	0-1	.000	1-1	1.000	0-1-1	2	0	4	0	0	5

CAREER HONORS

2020-21 MAAC All-Academic Team

2021-22 MAAC All-Academic Team

2021-22 SEASON HIGHS

Points	16	vs. Youngstown State (12/8/21)
Field Goals	6	(2x), Last: vs. Ytown State (12/8/21)
Field Goal Att.	16	at Buffalo (11/9/21)
3-PT Field Goals	4	vs. Youngstown State (12/8/21)
3-PT Field Goal Att.	8	(2x), Last: at Iona (2/3/22)
Free Throws	4	(2x), Last: vs. Marist (2/12/22)
Free Throw Att.	6	vs. Robert Morris (11/27/21)
Rebounds	7	(2x), Last: at Duquesne (12/1/21)
Assists	4	(2x), Last: at Niagara (2/26/22)
Blocks	2	vs. Saint Peter's (12/19/21)
Steals	2	(3x), Last: at Monmouth (1/22/22)

CAREER HIGHS

Points	16	vs. Youngstown State (12/8/21)
Field Goals	6	at St. Bonaventure (11/17/21)
Field Goal Att.	16	vs. Youngstown State (12/8/21)
3-PT Field Goals	4	vs. Youngstown State (12/8/21)
3-PT Field Goal Att.	8	at Saint Peter's (12/19/20)
Free Throws	4	(2x), Last: vs. Marist (2/12/22)
Free Throw Att.	6	vs. Robert Morris (11/27/21)
Rebounds	7	(3x), Last: at Duquesne (12/1/21)
Assists	4	(2x), Last: at Niagara (2/26/22)
Blocks	3	vs. Buffalo (12/4/18)
Steals	3	at Saint Peter's (1/12/19)

MISCELLANEOUS

	FR	SO	JR	SR	TOTAL
Double-Doubles	—	—	—	—	—
10+ Points	—	—	1	11	12
20+ Points	—	—	—	—	—
5+ Rebounds	—	4	1	5	10
10+ Rebounds	—	—	—	—	—
5+ Assists	—	—	—	—	—
2+ 3-PT Field Goals	1	1	2	16	20
2+ Steals	1	—	1	2	4
2+ Blocks	1	—	—	1	2
Led Team in Points	—	—	—	3	3
Led Team in Rebs.	—	1	1	1	3
Led Team in Assists	1	4	1	1	7
Led Team in Steals	1	1	1	2	5
Led Team in Blocks	1	1	2	2	6

JOSEPH'S CAREER YEAR-BY-YEAR STATISTICS

SEASON	GP	GS	MIN	AVG	FG	FGA	PCT	3-FG	3-FGA	PCT	FT	FTA	PCT	OFF	DEF	TOT	AVG	PF	FO	AST	TO	BLK	STL	PTS	AVG
2018-19	25	15	306	12.3	15	48	.313	6	21	.286	3	4	.750	6	12	18	0.7	22	0	13	18	5	6	39	1.6
2019-20	26	21	513	19.7	20	83	.241	7	32	.219	9	12	.750	25	30	55	2.1	37	0	29	25	1	7	56	2.2
2020-21	5	5	145	28.9	14	40	.350	7	17	.412	6	7	.857	2	9	11	2.2	11	0	8	10	1	5	41	8.2
2021-22	29	29	985	34.0	86	264	.326	44	133	.331	26	42	.619	27	56	83	2.9	58	1	40	54	4	14	242	8.3
TOTALS	85	70	1959	23.1	135	435	.310	64	203	.315	44	65	.677	60	108	168	2.0	128	1	90	107	11	32	378	4.4



2021-22 CANISIUS WOMEN'S BASKETBALL GAME NOTES

CHEYENNE STUBBS (SHY-ANN)

FRESHMAN • GUARD • 5-5 • BRADENTON, FLA. • BRADEN RIVER

2021-22 SEASON STATS

PPG	RPG	SPG	FG%	3-FG%	FT%
5.3	2.2	1.2	35.5	37.5	80.8

LAST APPEARANCE — VS. MONMOUTH (3/8/22)

MIN	PTS	FG	3-FG	AST	STL
15:05	6	2-8	2-6	1	1

2021-22 • FRESHMAN SEASON

• Scored season-high 16 points at Rider (Feb. 19) ... logged season-high seven rebounds and eight steals against Quinnipiac (Jan. 27) ... 1 of 5 Division I freshmen with an eight-steal game this year ... eight steals were most since **BRITTANÉ RUSSELL** (9 vs. Colgate — 11/12/07) ... MAAC Rookie of the Week after posting 14 points and career-high seven assists against Niagara (Jan. 9) ... MAAC Co-Rookie of the Week (Dec. 27) after scoring eight points vs. Manhattan (Dec. 21)

BEFORE CANISIUS

• Played four seasons with Braden River, averaging 22.4 points, four rebounds, four assists and four steals per contest ... logged 20.4 points, 3.2 steals, three assists and 2.7 rebounds per game in her senior year ... earned All-Area and MVP honors, while also being tabbed captain

PERSONAL

• Born Feb. 6, 2003 in Charlotte, N.C. ... daughter of Darren and Kimberly Stubbs ... has five siblings — three brothers, Michael, Darren Jr., Dawaan, and two sisters, Michon and Kiara ... majoring in sports and exercise health care

2021-22 SEASON STATS

OPPONENT	GS	MP	FG-A	PCT	3P-PA	PCT	FT-A	PCT	O-D-T	PF	A	TO	BLK	STL	PTS
at Buffalo (11/9)		12:34	0-2	.000	0-0	—	2-2	1.000	1-0-1	0	1	2	0	1	2
at Binghamton (11/13)		18:08	0-1	.000	0-1	.000	0-0	—	1-0-1	1	1	0	0	1	0
at St. Bonaventure (11/17)		5:14	1-1	1.000	0-0	—	0-0	—	1-0-1	0	0	1	0	0	2
COLGATE (11/20)		11:06	1-4	.250	1-2	.500	0-0	—	0-2-2	0	0	1	0	1	3
DETROIT MERCY (11/23)		20:41	4-6	.667	3-4	.750	2-2	1.000	0-4-4	0	1	2	0	0	13
ROBERT MORRIS (11/27)		10:06	0-2	.000	0-1	.000	0-0	—	1-0-1	0	0	1	0	0	0
at Duquesne (12/1)		8:34	2-3	.667	2-3	.667	0-0	—	0-0-0	1	0	1	0	0	6
YOUNGSTOWN ST. (12/8)		17:12	1-4	.250	1-3	.333	2-2	1.000	1-1-2	0	0	1	0	0	5
at UAlbany (12/15)		17:45	2-3	.667	1-2	.500	2-2	1.000	0-0-0	0	1	1	0	2	7
SAINT PETER'S (12/19)		9:53	0-2	.000	0-2	.000	0-0	—	0-0-0	0	1	0	0	2	0
MANHATTAN (12/21)		22:05	3-6	.500	2-4	.500	0-0	—	1-1-2	1	1	0	0	2	8
NIAGARA (1/9)	*	35:37	5-10	.500	4-6	.667	0-0	—	1-0-1	2	7	2	0	0	14
RIDER (1/13)		20:09	1-5	.200	0-1	.000	0-0	—	0-0-0	0	0	1	1	2	2
FAIRFIELD (1/15)		19:45	0-2	.000	0-1	.000	0-0	—	0-2-2	2	0	3	0	0	0
at Saint Peter's (1/20)		24:44	1-3	.333	0-1	.000	4-4	1.000	1-0-1	1	0	3	0	0	6
at Monmouth (1/22)		24:59	2-7	.286	1-2	.500	0-0	—	0-2-2	2	0	3	1	1	5
at Marist (1/24)		14:28	1-5	.200	1-2	.500	0-0	—	0-2-2	4	0	1	0	0	3
QUINNIPAC (1/27)		29:22	4-8	.500	1-2	.500	0-0	—	1-6-7	2	3	1	0	8	9
SIENA (1/29)		26:47	2-6	.333	2-5	.400	1-2	.500	0-1-1	2	0	1	0	4	7
at Iona (2/3)		16:54	1-4	.250	0-1	.000	0-0	—	1-2-3	2	1	3	0	1	2
at Fairfield (2/5)		17:01	1-3	.333	1-1	1.000	0-0	—	1-3-4	2	1	4	0	0	3
at Quinnipiac (2/7)		23:58	3-9	.333	1-7	.143	2-4	.500	0-3-3	0	0	0	0	2	9
MONMOUTH (2/10)		23:19	1-7	.143	1-4	.250	2-2	1.000	1-3-4	0	1	0	0	0	5
MARIST (2/12)		12:52	1-4	.250	0-2	.000	0-0	—	0-1-1	0	0	0	0	1	2
at Manhattan (2/17)		21:12	2-4	.500	1-2	.500	0-0	—	0-2-2	1	0	2	0	1	5
at Rider (2/19)		28:02	6-9	.667	3-5	.600	1-3	.333	2-4-6	1	3	5	0	1	16
at Siena (2/24)		28:56	2-9	.222	1-5	.200	0-0	—	0-5-5	1	4	0	0	2	5
at Niagara (2/26)		18:41	2-8	.250	1-4	.250	0-0	—	0-5-5	2	1	2	1	2	5
IONA (3/5)		17:21	3-7	.429	0-1	.000	3-3	1.000	1-3-4	1	1	3	0	0	9
vs. Monmouth (3/8)		15:05	2-8	.250	2-6	.333	0-0	—	0-0-0	2	1	1	0	1	6



CAREER HONORS

MAAC Co-Rookie of the Week (Dec. 27)

MAAC Rookie of the Week (Jan. 9)

SEASON / CAREER HIGHS

Points	16	at Rider (2/19/22)
Field Goals	6	at Rider (2/19/22)
Field Goal Att.	10	vs. Niagara (1/9/22)
3-PT Field Goals	4	vs. Niagara (1/9/22)
3-PT Field Goal Att.	7	at Quinnipiac (2/7/22)
Free Throws	4	at Saint Peter's (1/20/22)
Free Throw Att.	4	at Saint Peter's (1/20/22)
Rebounds	7	vs. Quinnipiac (1/27/22)
Assists	7	vs. Niagara (1/9/22)
Blocks	1	at Monmouth (1/22/22)
Steals	8	vs. Quinnipiac (1/27/22)

MISCELLANEOUS

	FR	TOTAL
Double-Doubles	—	—
10+ Points	3	3
20+ Points	—	—
5+ Rebounds	3	3
10+ Rebounds	—	—
5+ Assists	1	1
2+ 3-PT Field Goals	7	7
2+ Steals	9	9
2+ Blocks	—	—
Led Team in Points	—	—
Led Team in Rebs.	1	1
Led Team in Assists	4	4
Led Team in Steals	8	8
Led Team in Blocks	1	1

STUBBS'S CAREER YEAR-BY-YEAR STATISTICS

SEASON	GP	GS	MIN	AVG	FG	FGA	PCT	3-FG	3-FGA	PCT	FT	FTA	PCT	OFF	DEF	TOT	AVG	PF	FO	AST	TO	BLK	STL	PTS	AVG
2021-22	30	1	573	19.1	54	152	.355	30	80	.375	21	26	.808	15	52	67	2.2	30	0	29	45	3	35	159	5.3
TOTALS	30	1	573	19.1	54	152	.355	30	80	.375	21	26	.808	15	52	67	2.2	30	0	29	45	3	35	159	5.3



2021-22 CANISIUS WOMEN'S BASKETBALL GAME NOTES

RHAY PORTER (RAY)

FRESHMAN • FORWARD • 6-1 • SCOTIA, N.Y. • WILBRAHAM AND MONSON ACADEMY (MASS.)

2021-22 SEASON STATS

PPG	RPG	BPG	FG%	3-FG%	FT%
2.2	5.1	1.4	49.1	0-1	31.0

LAST APPEARANCE — VS. MONMOUTH (3/8/22)

MIN	PTS	FG	FT	REB	BLK
9:52	0	0-1	0-0	5	1

2021-22 • FRESHMAN SEASON

• Set Canisius' freshman Division I blocks record with first-quarter block vs. Siena (Jan. 29) ... hauled in season-high 15 rebounds in 18:05 against Rider (Jan. 13), becoming second Div. I player with 15+ rebounds in under 20 minutes (**LOLA PENDANDE** for Miami (Fla.) - 15 reb. in 19:10 vs. Robert Morris on Dec. 12) ... season-highs seven points and six blocks vs. Niagara (Jan. 9) ... secured 5+ rebounds in 14 of last 18 games ... first double-digit rebound game against Colgate (Nov. 20) ... has a block in 15 of 21 career appearances and in 11 of last 15

BEFORE CANISIUS

• Lettered in basketball for three seasons at Wilbraham and Monson Academy in Massachusetts ... was named team MVP and was a KITS and Dexter South All-Tournament Team selection ... also was selected to the NEPSAC Class C All-Star Game ... averaged 13 points, 13 rebounds, four blocks and two steals per contest over career ... 13.9 points, 12.5 rebounds, 3.5 blocks and two steals per game during senior year ... also was a three-year letterwinner on the volleyball court

PERSONAL

• Born Aug. 16, 2002 in St. Louis, Missouri ... daughter of Robert and Chaina Porter ... has four siblings — a brother, Dontrevius, and three sisters, Jazlyn, Kennedy and Imani ... majoring in digital media arts

2021-22 SEASON STATS

OPPONENT	GS	MP	FG-A	PCT	3P-PA	PCT	FT-A	PCT	O-D-T	PF	A	TO	BLK	STL	PTS
at Buffalo (11/9)		12:23	0-1	.000	0-0	—	1-2	.500	0-1-1	4	1	0	0	0	1
at Binghamton (11/13)		15:14	2-3	.667	0-0	—	0-2	.000	2-2-4	3	0	1	1	1	4
at St. Bonaventure (11/17)		19:43	2-2	1.000	0-0	—	0-0	—	0-3-3	2	0	1	2	0	4
COLGATE (11/20)		20:25	0-1	.000	0-0	—	0-0	—	5-5-10	0	0	0	2	1	0
DETROIT MERCY (11/23)		13:57	0-1	.000	0-0	—	0-0	—	1-4-5	3	0	3	1	1	0
ROBERT MORRIS (11/27)		16:40	0-1	.000	0-0	—	0-0	—	1-4-5	3	0	0	0	2	0
at Duquesne (12/1)									--- DID NOT PLAY (INJURED) ---						
YOUNGSTOWN ST. (12/8)		15:59	1-4	.250	0-0	—	2-4	.500	1-6-7	3	0	2	3	1	4
at UAlbany (12/15)		17:13	1-1	1.000	0-0	—	0-0	—	3-3-6	3	1	3	1	0	2
SAINT PETER'S (12/19)		19:37	2-2	1.000	0-0	—	0-1	.000	0-4-4	3	0	0	1	0	4
MANHATTAN (12/21)		20:12	0-1	.000	0-0	—	0-0	—	3-3-6	2	1	1	1	2	0
NIAGARA (1/9)		22:45	3-3	1.000	0-0	—	1-6	.167	4-6-10	5	1	3	6	1	7
RIDER (1/13)		18:05	2-5	.400	0-0	—	2-4	.500	7-8-15	1	1	1	2	1	6
FAIRFIELD (1/15)		13:29	0-2	.000	0-0	—	0-2	.000	0-2-2	0	1	0	0	0	0
at Saint Peter's (1/20)		6:24	0-0	—	0-0	—	0-0	—	0-1-1	2	0	0	1	0	0
at Monmouth (1/22)		21:53	2-3	.667	0-0	—	1-4	.250	2-4-6	3	1	1	0	1	5
at Marist (1/24)		15:16	0-2	.000	0-0	—	0-0	—	1-4-5	3	1	3	2	0	0
QUINNIPIAC (1/27)		19:09	3-5	.600	0-0	—	0-0	—	1-2-3	3	0	4	5	0	6
SIENA (1/29)		19:53	2-2	1.000	0-0	—	0-2	.000	2-4-6	4	1	4	1	1	4
at Iona (2/3)		14:37	0-2	.000	0-0	—	0-0	—	0-3-3	3	1	3	0	2	0
at Fairfield (2/5)		26:54	3-4	.750	0-0	—	0-0	—	2-7-9	3	0	5	0	0	6
at Quinnipiac (2/7)		13:26	3-3	1.000	0-0	—	0-0	—	3-1-4	1	0	1	2	0	6
MONMOUTH (2/10)		6:44	0-3	.000	0-0	—	0-0	—	0-1-1	2	0	0	0	1	0
MARIST (2/12)		17:17	0-1	.000	0-1	.000	2-2	1.000	4-5-9	2	0	1	2	0	2
at Manhattan (2/17)		11:36	0-0	—	0-0	—	0-0	—	0-2-2	4	0	0	2	1	0
at Rider (2/19)		14:18	0-0	—	0-0	—	0-0	—	1-0-1	1	0	1	2	0	0
at Siena (2/24)		12:57	0-0	—	0-0	—	0-0	—	1-2-3	3	0	1	1	0	0
at Niagara (2/26)		13:44	1-3	.333	0-0	—	0-0	—	4-4-8	5	1	0	2	0	2
IONA (3/5)		10:58	1-1	1.000	0-0	—	0-0	—	1-3-4	4	0	0	0	0	2
vs. Monmouth (3/8)		9:52	0-1	.000	0-0	—	0-0	—	2-3-5	4	0	1	1	0	0

SEASON / CAREER HIGHS

Points	7	vs. Niagara (1/9/22)
Field Goals	3 (4x), Last: at Quinnipiac (2/7/22)	
Field Goal Att.	5	vs. Rider (1/13/22)
3-PT Field Goals	—	vs. Quinnipiac (1/13/22)
3-PT Field Goal Att.	—	
Free Throws	2 (3x), Last: vs. Marist (2/12/22)	
Free Throw Att.	6	vs. Niagara (1/9/22)
Rebounds	15	vs. Rider (1/13/22)
Assists	1 (9x), Last: at Niagara (2/26/22)	
Blocks	6	vs. Niagara (1/9/22)
Steals	2 (3x), Last: at Iona (2/3/22)	

MISCELLANEOUS

	FR	TOTAL
Double-Doubles	—	—
10+ Points	—	—
20+ Points	—	—
5+ Rebounds	14	14
10+ Rebounds	3	3
5+ Assists	—	—
2+ 3-PT Field Goals	—	—
2+ Steals	3	3
2+ Blocks	12	12
Led Team in Points	—	—
Led Team in Rebs.	9	9
Led Team in Assists	—	—
Led Team in Steals	3	3
Led Team in Blocks	14	14

PORTER'S CAREER YEAR-BY-YEAR STATISTICS

SEASON	GP	GS	MIN	AVG	FG	FGA	PCT	3-FG	3-FGA	PCT	FT	FTA	PCT	OFF	DEF	TOT	AVG	PF	FO	AST	TO	BLK	STL	PTS	AVG
2021-22	29	0	461	15.9	28	57	.491	0	1	.000	9	29	.310	51	97	148	5.1	79	2	11	40	41	16	65	2.2
TOTALS	29	0	461	15.9	28	57	.491	0	1	.000	9	29	.310	51	97	148	5.1	79	2	11	40	41	16	65	2.2



2021-22 CANISIUS WOMEN'S BASKETBALL GAME NOTES

2021-22 GAME-BY-GAME COMPARISONS

Opponent	1st	2nd	1st H	3rd	4th	2nd H	OT	Score	Mar	FG	FG%	3-FG	3-FG%	FT	FT%	Reb	Mar	Ast	TOs	Block	Steals	Fouls
Canisius	13	4	17	19	6	25	—	42	(60)	16-61	.262	5-24	.208	5-9	.556	32	(22)	8	27	0	6	20
at BUFFALO	25	26	51	24	27	51	—	102		36-74	.486	4-17	.235	26-29	.897	54		18	12	5	19	13
Canisius	8	18	26	18	12	30	—	56	(17)	21-60	.350	5-20	.250	9-19	.474	44	+6	8	23	1	8	16
at BINGHAMTON	12	12	24	18	31	49	—	73		28-62	.452	7-23	.304	10-13	.769	38		16	15	4	11	20
Canisius	18	9	27	19	13	32	—	59	(8)	23-59	.390	7-27	.259	6-12	.500	40	+8	8	17	4	4	17
at ST. BONAVENTURE	14	15	29	15	23	38	—	67		24-56	.429	6-20	.300	13-20	.650	32		7	11	5	5	12
at CANISIUS	17	17	34	8	19	27	—	61	+3	22-60	.367	7-25	.280	10-14	.714	43	+2	11	20	2	9	14
Colgate	13	8	21	12	25	37	—	58		23-67	.343	8-17	.471	4-6	.667	41		9	19	4	4	20
at CANISIUS	14	16	30	14	20	34	—	64	+9	19-48	.396	11-26	.423	15-24	.625	35	(8)	12	24	2	5	14
Detroit Mercy	13	12	25	19	11	30	—	55		21-65	.323	3-14	.214	10-17	.588	43		10	19	3	8	25
at Canisius	8	10	18	14	11	25	—	43	(14)	13-48	.271	3-20	.150	14-22	.636	32	(2)	6	11	2	7	13
ROBERT MORRIS	13	17	30	13	14	27	—	57		21-49	.429	8-17	.471	7-12	.583	34		11	13	1	2	21
Canisius	12	11	23	18	19	37	—	60	(9)	23-60	.383	11-33	.333	3-4	.750	27	(10)	13	13	3	6	14
at DUQUESNE	21	18	39	18	12	30	—	69		27-53	.509	5-18	.278	10-13	.769	37		20	14	5	7	13
at Canisius	8	17	25	18	23	41	—	66	(3)	20-43	.465	7-17	.412	19-29	.655	29	(5)	6	19	6	6	19
YOUNGSTOWN ST.	14	19	33	17	19	36	—	69		26-60	.433	7-23	.304	10-13	.769	34		10	17	1	5	24
Canisius	8	14	22	18	6	24	—	46	(19)	18-54	.333	7-28	.250	3-3	1.000	28	(8)	13	19	3	7	13
at UALBANY	10	19	29	22	14	36	—	65		28-62	.452	2-12	.167	7-11	.636	36		18	12	6	6	8
at Canisius	18	13	31	10	14	24	—	55	(10)	19-63	.302	8-29	.276	9-12	.750	30	(18)	9	16	6	8	14
SAINT PETER'S	13	21	34	20	11	31	—	65		27-59	.458	3-13	.231	8-11	.727	48		16	21	2	6	17
at Canisius	15	15	30	18	15	33	—	63	(22)	22-58	.379	11-30	.367	8-14	.571	31	(11)	10	18	5	10	17
MANHATTAN	15	22	37	31	17	48	—	85		32-64	.500	8-15	.533	13-19	.684	42		17	14	1	12	15
at Canisius	16	18	34	23	16	39	13	86	(1)	31-66	.470	11-25	.440	13-24	.542	36	(15)	17	23	7	6	23
NIAGARA	26	7	33	19	21	40	14	87		32-76	.421	4-15	.267	19-29	.655	51		14	23	2	8	26
at Canisius	9	14	23	14	14	28	—	51	(8)	19-61	.311	5-24	.208	8-12	.667	43	+2	7	14	7	6	16
RIDER	12	11	23	22	14	36	—	59		21-57	.368	6-19	.316	11-20	.550	41		13	12	4	4	11
at Canisius	5	8	13	12	12	24	—	37	(36)	15-51	.294	5-19	.263	2-6	.333	27	(8)	10	18	2	3	11
FAIRFIELD	17	19	36	18	19	37	—	73		30-55	.545	2-11	.182	11-13	.846	35		18	10	2	10	9
Canisius	16	15	31	10	14	24	—	55	(19)	18-48	.375	8-21	.381	11-12	.917	22	(15)	9	17	2	8	17
at SAINT PETER'S	15	21	36	24	14	38	—	74		30-56	.536	4-11	.364	10-15	.667	37		16	13	2	9	17
Canisius	11	15	26	8	14	22	—	48	(12)	18-53	.340	6-19	.316	6-11	.545	28	(6)	6	18	1	9	17
at MONMOUTH	12	13	25	21	14	35	—	60		21-47	.447	6-18	.333	12-15	.800	34		12	20	3	10	13
Canisius	5	19	24	14	6	20	—	44	(13)	16-50	.320	9-28	.321	3-7	.429	33	(8)	9	16	3	4	20
at MARIST	16	11	27	16	14	30	—	57		22-55	.400	5-16	.313	8-18	.444	41		15	10	2	8	11
at Canisius	15	9	24	15	14	29	—	53	(9)	18-49	.367	8-17	.471	9-12	.750	30	(10)	10	23	9	10	16
QUINNIPIAC	16	16	32	14	16	30	—	62		26-65	.400	5-17	.294	5-12	.417	40		16	17	5	6	13
at CANISIUS	17	26	43	23	15	38	—	81	+3	25-50	.500	15-27	.556	16-25	.640	28	+1	20	21	1	10	17
Siena	13	18	31	28	19	47	—	78		29-49	.592	3-8	.375	17-23	.739	27		12	16	5	9	21
Canisius	10	20	30	9	16	25	—	55	(11)	21-53	.396	10-25	.400	3-3	1.000	27	(6)	15	20	1	9	15
at IONA	15	18	33	18	15	33	—	66		29-53	.547	2-11	.182	6-13	.462	33		19	16	3	11	8
Canisius	16	6	22	11	19	30	2	54	(9)	22-51	.431	7-24	.292	3-5	.600	34	+2	6	22	2	3	16
at FAIRFIELD	9	11	20	18	14	32	11	63		22-67	.328	8-25	.320	11-18	.611	32		14	10	3	10	9
Canisius	8	7	15	18	22	40	—	55	(21)	18-58	.310	7-30	.233	12-20	.600	36	(7)	6	13	4	6	14
at QUINNIPIAC	18	16	34	15	27	42	—	76		30-64	.469	4-18	.222	12-14	.857	43		13	9	3	5	18
at Canisius	16	9	25	11	16	27	—	52	(10)	20-62	.323	5-28	.179	7-10	.700	31	(16)	7	11	4	7	14
MONMOUTH	7	12	19	14	29	43	—	62		25-56	.446	2-18	.111	10-18	.556	47		14	19	6	7	11
at CANISIUS	11	12	23	16	26	42	—	65	+4	21-64	.328	8-31	.258	15-20	.750	40	(8)	10	12	7	6	11
Marist	16	14	30	14	17	31	—	61		23-66	.348	3-15	.200	12-17	.706	48		11	15	6	9	16
Canisius	10	15	25	21	16	37	—	62	(24)	22-66	.333	13-36	.361	5-9	.556	28	(17)	11	16	2	7	17
at MANHATTAN	22	22	44	19	23	42	—	86		33-60	.550	2-10	.200	18-20	.900	45		15	14	4	7	9
Canisius	14	13	27	16	14	30	—	57	(14)	22-52	.423	9-26	.346	4-7	.571	30	+2	7	16	3	4	6
at RIDER	20	17	37	18	16	34	—	71		29-56	.518	6-20	.300	7-7	1.000	28		15	9	3	10	10
Canisius	15	8	23	18	13	31	—	54	(2)	21-53	.396	6-20	.300	6-8	.750	35	(4)	11	16	3	3	12
at SIENA	18	9	27	10	19	29	—	56		20-63	.317	7-16	.438	9-12	.750	39		9	9	2	5	13
Canisius	22	20	42	19	17	36	—	78	(4)	28-61	.459	12-31	.387	10-14	.714	40	+2	17	25	3	3	20
at NIAGARA	19	18	37	22	23	45	—	82		29-77	.377	8-24	.333	16-29	.552	38		13	11	2	12	16
at CANISIUS	22	10	32	9	30	39	—	71	+9	22-53	.415	8-20	.400	19-21	.905	40	+5	10	16	0	5	21
Iona	11	12	23	20	19	39	—	62		24-65	.369	3-24	.125	11-15	.733	35		5	9	3	2	18
CANISIUS	16	18	34	16	21	37	—	71	+6	28-58	.483	9-20	.450	6-7	.857	32	(1)	13	17	3	6	18
vs. Monmouth	14	17	31	15	19	34	—	65		27-63	.429	4-21	.190	7-13	.538	33		14	15	4	2	16

Winners listed in ALL CAPS



2021-22 CANISIUS WOMEN'S BASKETBALL GAME NOTES

2021-22 SPECIALTY STATS

Opponent	POINTS IN PAINT			POINTS OFF TURNOVERS			2ND CHANCE POINTS			FASTBREAK POINTS			BENCH POINTS		
	CAN	OPP	MARGIN	CAN	OPP	MARGIN	CAN	OPP	MARGIN	CAN	OPP	MARGIN	CAN	OPP	MARGIN
at Buffalo (11/9)	18	62	(44)	8	43	(35)	8	19	(11)	4	32	(28)	8	40	(32)
at Binghamton (11/13)	30	40	(10)	10	22	(12)	18	10	+8	0	15	(15)	7	32	(25)
at St. Bonaventure (11/17)	24	30	(6)	5	14	(9)	9	8	+1	6	10	(4)	16	19	(3)
COLGATE (11/20)	26	26	0	10	19	(9)	7	14	(7)	10	4	+6	16	16	0
DETROIT MERCY (11/23)	10	28	(18)	14	22	(8)	14	27	(13)	2	6	(4)	17	24	(7)
ROBERT MORRIS (11/27)	10	22	(12)	4	10	(6)	5	6	(1)	1	2	(1)	7	12	(5)
at Duquesne (12/1)	20	38	(18)	9	20	(11)	6	6	0	3	15	(12)	21	26	(5)
YOUNGSTOWN STATE (12/8)	16	30	(14)	12	19	(7)	10	14	(4)	3	4	(1)	18	25	(7)
at UAlbany (12/15)	22	44	(22)	8	17	(9)	12	11	+1	0	4	(4)	11	32	(21)
SAINT PETER'S (12/19)	18	42	(24)	25	16	+9	3	12	(9)	7	8	(1)	16	20	(4)
MANHATTAN (12/21)	10	40	(30)	10	19	(9)	2	14	(12)	11	23	(12)	24	21	+3
NIAGARA (1/9)	38	52	(14)	13	25	(12)	14	15	(1)	11	4	+7	12	33	(21)
RIDER (1/13)	26	26	0	6	15	(9)	13	6	+7	5	22	(17)	10	11	(1)
FAIRFIELD (1/15)	12	42	(30)	6	26	(20)	5	18	(13)	5	4	+1	7	18	(11)
at Saint Peter's (1/20)	10	46	(36)	10	22	(12)	11	20	(9)	2	11	(9)	22	12	+10
at Monmouth (1/22)	18	26	(8)	8	18	(10)	4	4	0	2	9	(7)	13	16	(3)
at Marist (1/24)	6	30	(24)	7	17	(10)	5	9	(4)	0	6	(6)	12	7	+5
QUINNIPIAC (1/27)	12	30	(18)	15	21	(6)	0	8	(8)	12	9	+3	15	16	(1)
SIENA (1/29)	14	44	(30)	25	26	(1)	16	4	+12	4	8	(4)	23	39	(16)
at Iona (2/3)	18	54	(36)	19	19	0	5	8	(3)	2	8	(6)	9	17	(8)
at Fairfield (2/5)	20	20	0	5	16	(11)	7	11	(4)	2	13	(11)	15	7	+8
at Quinnipiac (2/7)	18	44	(26)	7	16	(9)	14	16	(2)	6	8	(2)	23	13	+10
MONMOUTH (2/10)	20	38	(18)	12	13	(1)	10	14	(4)	6	13	(7)	6	21	(15)
MARIST (2/12)	20	36	(16)	23	16	+7	6	14	(8)	5	12	(7)	5	5	0
at Manhattan (2/17)	12	48	(36)	15	19	(4)	6	15	(9)	6	5	+1	7	17	(10)
at Rider (2/19)	18	42	(24)	7	20	(13)	12	9	+3	1	6	(5)	26	11	+15
at Siena (2/24)	26	24	+2	9	16	(7)	6	12	(6)	5	0	+5	17	9	+8
at Niagara (2/26)	28	40	(12)	20	29	(9)	16	20	(4)	1	13	(12)	7	27	(20)
IONA (3/5)	22	34	(12)	9	14	(5)	11	11	0	5	4	+1	24	16	+8
vs. Monmouth (3/8)	24	38	(14)	17	22	(5)	10	20	(10)	0	2	(2)	8	24	(16)
AVG/GM — OVERALL	18.9	37.2	(18.3)	11.6	19.7	(8.1)	8.8	12.5	(3.7)	4.2	9.3	(5.1)	14.1	19.5	(5.5)
AVG/GM — MAAC GAMES	18.3	37.9	(19.6)	12.6	19.2	(6.6)	8.3	12.0	(3.7)	4.9	9.3	(4.4)	14.7	16.8	(2.2)



2021-22 CANISIUS WOMEN'S BASKETBALL GAME NOTES

2021-22 INDIVIDUAL GAME-BY-GAME LEADERS

Opponent	SCORE	W/L	POINTS	REBOUNDS	ASSISTS	STEALS	BLOCKS
at Buffalo (11/9)	42-102	L	13, Erika Joseph Dani Haskell	7, Dani Haskell	2, Shaunae Brown Dani Haskell	3, Dani Haskell	—
at Binghamton (11/13)	56-73	L	25, Dani Haskell	11, Kayla Jackson	4, Dani Haskell	2, Shaunae Brown Ella Väättänen Dani Haskell	1, Rhay Porter
at St. Bonaventure (11/17)	59-67	L	16, Shaunae Brown	12, Kayla Jackson	3, Shaunae Brown	2, Shaunae Brown	2, Rhay Porter
COLGATE (12/20)	61-58	W	13, Shaunae Brown	10, Rhay Porter	4, Shaunae Brown	2, Kayla Jackson Lydia Gattozzi	2, Rhay Porter
DETROIT MERCY (11/23)	64-55	W	24, Dani Haskell	10, Kayla Jackson	3, Athina Lexa	2, Erika Joseph	1, Kayla Jackson Rhay Porter
ROBERT MORRIS (11/27)	43-57	L	18, Dani Haskell	11, Kayla Jackson	3, Dani Haskell	2, Rhay Porter Athina Lexa	1, Ella Väättänen Kayla Jackson
at Duquesne (12/1)	60-69	L	15, Lydia Gattozzi	7, Erika Joseph	6, Shaunae Brown	2, Kayla Jackson Dani Haskell	2, Lydia Gattozzi
YOUNGSTOWN STATE (12/8)	66-69	L	16, Erika Joseph	7, Rhay Porter	3, Dani Haskell	3, Kayla Jackson	3, Rhay Porter
at UAlbany (12/15)	46-65	L	11, Dani Haskell	8, Kayla Jackson	4, Dani Haskell	2, Cheyenne Stubbs	1, Ella Väättänen Lydia Gattozzi Rhay Porter
SAINT PETER'S (12/19)	55-65	L	13, Shaunae Brown	7, Shaunae Brown	4, Shaunae Brown	3, Kayla Jackson	2, Ella Väättänen Erika Joseph
MANHATTAN (12/21)	63-85	L	17, Dani Haskell	6, Rhay Porter	4, Dani Haskell	2, Ella Väättänen Dani Haskell Rhay Porter Cheyenne Stubbs	3, Ella Väättänen
NIAGARA (1/9)	86-87	OTL	27, Dani Haskell	10, Rhay Porter	7, Cheyenne Stubbs	4, Dani Haskell	6, Rhay Porter
RIDER (1/13)	51-59	L	15, Erika Joseph	15, Rhay Porter	3, Dani Haskell	2, Cheyenne Stubbs	3, Ella Väättänen
FAIRFIELD (1/15)	37-73	L	10, Dani Haskell	4, Kayla Jackson	2, Ella Väättänen Kayla Jackson Lydia Gattozzi Athina Lexa	2, Kayla Jackson	1, Ella Väättänen Dani Haskell
at Saint Peter's (1/20)	55-74	L	14, Athina Lexa	5, Kayla Jackson	4, Shaunae Brown	3, Dani Haskell	1, Rhay Porter Athina Lexa
at Monmouth (1/22)	48-60	L	13, Dani Haskell	6, Rhay Porter	3, Athina Lexa	2, Kayla Jackson Athina Lexa Erika Joseph	1, Cheyenne Stubbs
at Marist (1/24)	44-57	L	12, Shaunae Brown	7, Kayla Jackson	3, Erika Joseph	2, Shaunae Brown	2, Rhay Porter
QUINNIPIAC (1/27)	53-62	L	16, Dani Haskell	7, Cheyenne Stubbs	3, Dani Haskell Cheyenne Stubbs	8, Cheyenne Stubbs	5, Rhay Porter
SIENA (1/29)	81-78	W	24, Dani Haskell	6, Rhay Porter	5, Dani Haskell	4, Cheyenne Stubbs	1, Rhay Porter
at Iona (2/3)	55-66	L	14, Athina Lexa	6, Dani Haskell	6, Dani Haskell	2, Ella Väättänen Athina Lexa Rhay Porter	1, Ella Väättänen
at Fairfield (2/5)	54-63	OTL	15, Shaunae Brown	9, Ella Väättänen Rhay Porter	3, Dani Haskell	1, Athina Lexa Dani Haskell Lydia Gattozzi	1, Ella Väättänen Erika Joseph
at Quinnipiac (2/7)	55-76	L	14, Shaunae Brown	6, Dani Haskell	3, Shaunae Brown	2, Shaunae Brown Dani Haskell Cheyenne Stubbs	2, Rhay Porter
MONMOUTH (2/10)	52-62	L	16, Athina Lexa	7, Athina Lexa	2, Shaunae Brown Dani Haskell	2, Dani Haskell	2, Kayla Jackson
MARIST (2/12)	65-61	W	26, Athina Lexa	9, Rhay Porter	5, Dani Haskell	2, Athina Lexa	5, Ella Väättänen
at Manhattan (2/17)	62-86	L	21, Dani Haskell	6, Kayla Jackson	5, Dani Haskell	2, Shaunae Brown Dani Haskell	2, Rhay Porter
at Rider (2/19)	57-71	L	17, Athina Lexa	7, Dani Haskell	3, Cheyenne Stubbs	2, Athina Lexa	2, Rhay Porter
at Siena (2/24)	54-56	L	14, Dani Haskell	7, Athina Lexa	4, Cheyenne Stubbs	2, Cheyenne Stubbs	2, Ella Väättänen
at Niagara (2/26)	78-82	L	23, Athina Lexa	14, Kayla Jackson	5, Shaunae Brown	2, Cheyenne Stubbs	2, Rhay Porter
IONA (3/5)	71-62	W	21, Dani Haskell	12, Kayla Jackson	3, Shaunae Brown Dani Haskell	2, Dani Haskell	—
vs. Monmouth (3/8)	71-65	W	26, Dani Haskell	7, Kayla Jackson	6, Dani Haskell	2, Kayla Jackson Shaunae Brown	1, Kayla Jackson Rhay Porter Ella Väättänen



2021-22 CANISIUS WOMEN'S BASKETBALL GAME NOTES

2021-22 INDIVIDUAL SUPERLATIVES

CATEGORY	CANISIUS	OPPONENT
Points Scored	27, Dani Haskell, vs. Niagara (1/9/22)	30, Juana Camilion, vs. Iona (3/5/22)
Field Goals Made	10, Dani Haskell, vs. Monmouth (3/8/22)	12, (5x), Last: Juana Camilion, vs. Iona (3/5/22)
Field Goal Attempts	19, Dani Haskell, at Binghamton (11/13/21)	26, Juana Camilion, vs. Iona (3/5/22)
Field Goal Pct. (Min. 5 Made)	.750 (6-8), Erika Joseph, vs. Youngstown State (12/8/21)	.889 (8-9), Precious Johnson, at Duquesne (12/1/21)
Field Goal Pct. (Min. 10 Made)	.589 (10-17), Dani Haskell, vs. Monmouth (3/8/22)	.857 (12-14), Rayshel Brown, vs. Siena (1/29/22) Ketsia Athias, at Iona (2/3/22)
3-Point Field Goals Made	5, (3x), Last: Dani Haskell, at Manhattan (2/17/22)	7, Ahniysha Jackson, at Siena (2/24/22)
3-Point Field Goal Attempts	12, Dani Haskell, vs. Detroit Mercy (11/23/21)	14, Sam Lewis, at Fairfield (2/5/22)
3-Point FG Pct. (Min. 3 Made)	1.000 (3-3), Shaunae Brown, vs. Siena (1/29/22)	.875 (7-8), Ahniysha Jackson, at Siena (2/24/22)
Free Throws Made	9, Dani Haskell, vs. Detroit Mercy (11/23/21)	8, Selena Philoxy, vs. Siena (1/29/22)
Free Throw Attempts	10, Dani Haskell, vs. Detroit Mercy (11/23/21) Dani Haskell, vs. Quinnipiac (1/27/22)	11, Selena Philoxy, vs. Siena (1/29/22) Anabel Ellison, vs. Marist (2/12/22)
Free Throw Pct. (Min. 5 Made)	1.000 (6-6), Dani Haskell, vs. Iona (3/5/22)	1.000 (6-6), Jade Blagrove, at Manhattan (2/17/22)
Offensive Rebounds	7, Rhay Porter, vs. Rider (1/13/22)	7, Sydney Faulcon, vs. Niagara (1/9/22) 7, Aaliyah Parker, at Niagara (2/26/22)
Defensive Rebounds	12, Kayla Jackson, at Niagara (2/26/22)	13, Ketsia Athias, at Iona (2/3/22)
Total Rebounds	15, Rhay Porter, vs. Rider (1/13/22)	15, Ketsia Athias, at Iona (2/3/22)
Assists	7, Cheyenne Stubbs, vs. Niagara (1/9/22)	10, Megan McConnell, at Duquesne (12/1/21)
Turnovers	9, Dani Haskell, at Binghamton (11/13/21)	8, Ketsia Athias, at Iona (2/3/22)
Blocked Shots	6, Rhay Porter, vs. Niagara (1/9/22)	3, I'yanne Lops, at St. Bonaventure (11/17/21) Lucia Decortes, at UAlbany (12/15/21)
Steals	8, Cheyenne Stubbs, vs. Quinnipiac (1/27/22)	6, Aaliyah Parker, at Niagara (2/26/22)
Minutes Played	41:20, Shaunae Brown, at Fairfield (2/5/22)	45:00, Rachel Hakes, at Fairfield (2/5/22)

2021-22 TEAM SUPERLATIVES

CANISIUS HIGH	CANISIUS LOW	CATEGORY	OPPONENT HIGH	OPPONENT LOW
86, vs. Niagara (1/9/22)	37, vs. Fairfield (1/15/22)	Points	102, at Buffalo (11/9/21)	55, vs. Detroit Mercy (11/23/21)
43, 1st half, vs. Siena (1/29/22)	13, 1st half, vs. Fairfield (1/15/22)	Points in a Half	51, 1st half, at Buffalo (11/9/21) 2nd half, at Buffalo (11/9/21)	19, 1st half, vs. Monmouth (2/10/22)
13, vs. Niagara (1/9/22)	2, at Fairfield (2/5/22)	Points in OT	14, vs. Niagara (1/9/22)	11, at Fairfield (2/5/22)
31, vs. Niagara (1/9/22)	13, vs. Robert Morris (11/27/21)	Field Goals Made	36, at Buffalo (11/9/21)	20, at Siena (2/24/22)
66, vs. Niagara (1/9/22) at Manhattan (2/17/22)	43, vs. Youngstown State (12/8/21)	Field Goal Attempts	77, at Niagara (2/26/22)	47, at Monmouth (1/22/22)
.500 (25-50), vs. Siena (1/29/22)	.262 (16-61), at Buffalo (11/9/21)	Field Goal Percentage	.592 (29-49), vs. Siena (1/29/22)	.317 (20-63), at Siena (2/24/22)
15, vs. Siena (1/29/22)	3, vs. Robert Morris (11/27/21)	3-Point Field Goals	8, (5x), Last: at Niagara (2/26/22)	2, (5x), Last: at Manhattan (2/17/22)
36, at Manhattan (2/17/22)	17, vs. Youngstown State (12/8/21) vs. Quinnipiac (1/27/22)	3-Point FG Attempts	25, at Fairfield (2/5/22)	8, vs. Siena (1/29/22)
.556 (15-27), vs. Siena (1/29/22)	.150 (3-20), vs. Robert Morris (11/27/21)	3-Point FG Percentage	.533 (8-15), vs. Manhattan (12/21/21)	.111 (2-18), vs. Monmouth (2/10/22)
19, vs. Youngstown State (12/8/21) vs. Iona (3/5/22)	2, vs. Fairfield (1/15/22)	Free Throws Made	26, at Buffalo (11/9/21)	4, vs. Colgate (11/20/21)
29, vs. Youngstown State (12/8/21)	3, at UAlbany (12/15/21) at Iona (2/3/22)	Free Throw Attempts	29, (3x), Last: at Niagara (2/26/22)	6, vs. Colgate (11/20/21)
1.000 (3-3), at UAlbany (12/15/21) at Iona (2/3/22)	.333 (2-6), vs. Fairfield (1/15/22)	Free Throw Percentage	1.000 (7-7), at Rider (2/19/22)	.417 (5-12), vs. Quinnipiac (1/27/22)
17, at Binghamton (11/13/21)	5, at Iona (2/3/22)	Offensive Rebounds	26, vs. Niagara (1/9/22)	5, at Monmouth (1/22/22)
31, vs. Colgate (11/20/21)	13, at Saint Peter's (1/20/22)	Defensive Rebounds	35, at Buffalo (11/9/21) at Manhattan (2/17/22)	17, at Niagara (2/26/22) vs. Monmouth (3/8/22)
44, at Binghamton (11/13/21)	22, at Saint Peter's (1/20/22)	Rebounds	54, at Buffalo (11/9/21)	27, vs. Siena (1/29/22)
23, vs. Niagara (1/9/22)	6, at Rider (2/19/22)	Fouls	26, vs. Niagara (1/9/22)	8, at UAlbany (12/15/21) at Iona (2/3/22)
2, at Niagara (2/26/22)	0, (23x), Last: at Siena (2/24/22)	Disqualifications	2, vs. Detroit Mercy (11/23/21) vs. Siena (1/29/22)	0, (26x), Last: vs. Monmouth (3/8/22)
20, vs. Siena (1/29/22)	6, (5x), Last: at Quinnipiac (2/7/22)	Assists	20, at Duquesne (12/1/21)	5, vs. Iona (3/5/22)
27, at Buffalo (11/9/21)	11, vs. Robert Morris (11/27/21) vs. Monmouth (2/10/22)	Turnovers	23, vs. Niagara (1/9/22)	9, (4x), Last: vs. Iona (3/5/22)
9, vs. Quinnipiac (1/27/22)	0, at Buffalo (11/9/21) vs. Iona (3/5/22)	Blocked Shots	6, at UAlbany (12/15/21) vs. Monmouth (2/10/22)	1, (3x), Last: vs. Manhattan (12/21/21)
10, (3x), Last: vs. Siena (1/29/22)	3, (4x), Last: at Niagara (2/26/22)	Steals	19, at Buffalo (11/9/21)	2, (3x), Last: vs. Monmouth (3/8/22)



2021-22 CANISIUS WOMEN'S BASKETBALL GAME NOTES

2021-22 GAME-BY-GAME LEAD AND DEFICIT BREAKDOWN

OPPONENT	FIRST HALF			SECOND HALF			FINAL SCORE			LARGEST		TIMES TIED	LEAD CHANGES	TIME LED	
	CAN	OPP	MARGIN	CAN	OPP	MARGIN	CAN	OPP	MARGIN	LEAD	DEFICIT			MIN	%
at Buffalo (11/9)	17	51	(34)	25	51	(26)	42	102	(60)	1	60	0	4	1:02	2.6%
at Binghamton (11/13)	26	24	+2	30	49	(19)	56	73	(17)	4	17	11	9	12:22	30.9%
at St. Bonaventure (11/17)	27	29	(2)	32	38	(6)	59	67	(8)	7	8	5	12	18:37	46.5%
COLGATE (11/20)	34	21	+13	27	37	(10)	61	58	+3	16	7	3	1	34:37	86.5%
DETROIT MERCY (11/23)	30	25	+5	34	30	+4	64	55	+9	10	6	3	5	24:29	61.2%
ROBERT MORRIS (11/27)	18	30	(12)	25	27	(2)	43	57	(14)	—	17	1	0	0:00	0.0%
at Duquesne (12/1)	23	39	(16)	37	30	+7	60	69	(9)	—	19	1	0	0:00	0.0%
YOUNGSTOWN STATE (12/8)	25	33	(8)	41	36	+5	66	69	(3)	2	14	2	5	1:06	2.8%
at UAlbany (12/15)	22	29	(7)	24	36	(12)	46	65	(19)	3	21	6	4	5:06	12.8%
SAINT PETER'S (12/19)	31	34	(3)	24	31	(7)	55	65	(10)	7	17	6	2	10:15	25.6%
MANHATTAN (12/21)	30	37	(7)	33	48	(15)	63	85	(22)	3	27	5	6	3:54	9.8%
NIAGARA (1/9)	34	33	+1	39	40	(1)	86	87	(1)	12	11	6	4	22:54	50.9%
RIDER (1/13)	23	23	0	28	36	(8)	51	59	(8)	5	13	4	2	5:12	13.0%
FAIRFIELD (1/15)	13	36	(23)	24	37	(13)	37	73	(36)	1	40	0	1	1:37	4.0%
at Saint Peter's (1/20)	31	36	(5)	24	38	(14)	55	74	(19)	4	23	4	7	6:10	15.4%
at Monmouth (1/22)	26	25	+1	22	35	(13)	48	60	(12)	4	14	3	6	9:45	24.4%
at Marist (1/24)	24	27	(3)	20	30	(10)	44	57	(13)	0	16	0	0	0:00	0.0%
QUINNIPIAC (1/27)	24	32	(8)	29	30	(1)	53	62	(9)	1	13	2	4	1:11	3.0%
SIENA (1/29)	43	31	+12	38	47	(9)	81	78	+3	13	2	2	3	35:47	89.5%
at Iona (2/3)	30	33	(3)	25	33	(8)	55	66	(11)	1	13	2	4	1:17	3.2%
at Fairfield (2/5)	22	20	+2	30	32	(2)	54	63	(9)	7	9	5	8	18:47	41.7%
at Quinnipiac (2/7)	15	34	(19)	40	42	(2)	55	76	(21)	1	26	1	2	0:26	1.1%
MONMOUTH (2/10)	25	19	+6	27	43	(16)	52	62	(10)	11	10	3	7	24:27	61.1%
MARIST (2/12)	23	30	(7)	42	31	+11	65	61	+4	4	13	6	5	2:46	6.9%
at Manhattan (2/17)	25	44	(19)	37	42	(5)	62	86	(24)	3	27	0	1	1:15	3.1%
at Rider (2/19)	27	37	(10)	30	34	(4)	57	71	(14)	2	17	1	3	0:55	2.3%
at Siena (2/24)	23	27	(4)	31	29	+2	54	56	(2)	4	9	7	8	7:41	19.2%
at Niagara (2/26)	42	37	+5	36	45	(9)	78	82	(4)	10	8	5	13	23:16	58.2%
IONA (3/5)	32	23	+9	39	39	0	71	62	+9	12	5	3	6	31:04	77.7%
vs. Monmouth (3/8)	34	31	+3	37	34	+3	71	65	+6	9	6	5	3	27:55	69.8%
AVERAGE PER GAME	26.6	31.0	(4.4)	31.0	37.0	(6.0)	58.1	68.8	(10.7)	5.6	16.3	3.4	4.5	11:08	27.6%
AVG/GM — MAAC GAMES	27.2	30.9	(3.8)	30.9	37.1	(6.2)	58.8	69.3	(10.5)	5.3	15.7	3.3	4.6	10:26	1.3%



2021-22 BOX SCORES



102



56

73



67



61



2021-22 CANISIUS WOMEN'S BASKETBALL GAME NOTES

2021-22 BOX SCORES



55

GAME #5

11/23/21

vs. Detroit Mercy
Koessler Athletic
Center

64



57

GAME #6

11/27/21

vs. Robert Morris
Koessler Athletic
Center

43



Detroit Mercy - 55

Record: 0-5

NO. Name	Min	FG M-A	3P M-A	FT M-A	Rebounds OR DR TOT	Fouls PF FD	TP	AS	TO	ST	Blocks BS BA	+/
1 Irene Murua	F 35:39	3-11	0-1	4-6	6 6 12	2 6 10	4	2	0	0	1	-8
11 Daija Moses	F 14:58	1-3	0-0	0-0	2 3 5	0 1 2	1	2	0	0	0	-9
0 Imani McNeal	G 17:02	1-6	0-1	1-2	2 1 3	5 1 3	0	3	1	0	0	-5
3 Brandi Washington	G 36:44	5-12	3-7	3-4	2 3 5	4 2 16	1	4	0	1	0	-3
10 Sydney Seary	G 14:56	0-4	0-1	0-2	0 1 1	5 1 0	1	0	0	0	0	-13
23 Monique Pruitt	29:18	7-19	0-2	2-3	2 5 7	4 2 16	0	3	4	2	0	0
24 Tori Powell	21:15	1-3	0-1	0-0	0 0 0	1 1 2	1	2	0	0	0	-3
5 Sonia Pareda	05:26	0-1	0-0	0-0	0 0 0	0 0 0	0	0	2	0	0	-2
2 Akyia Baker	19:28	3-5	0-1	0-0	1 3 4	4 0 6	1	1	0	3	0	0
55 Lucia Fleita Robles	05:09	0-1	0-0	0-0	0 0 0	0 0 0	0	1	1	0	0	-4
4 A'Moni Waiters	00:05	0-0	0-0	0-0	0 0 0	0 0 0	0	0	0	0	0	-1
Team					4 2 6	0 0 0	0	0	0	0	0	
Totals		21-65	3-14	10-17	19 24 43	25 14 55	10	19	8	3	2	-9

Technical Fouls: NONE

Shooting By Period	1st	2nd	3rd	4th	GM
FG%	6-14 42.9%	1-5 20.0%	4-13 30.8%	9-21 42.9%	21-65 32.3%
3PT%	1-5 20.0%	0-2 0%	1-4 25.0%	1-1 100%	3-14 21.4%
FT%	4-6 66.7%	2-3 66.7%	2-3 66.7%	2-3 66.7%	10-17 58.8%
GM FG%	21-65 32.3%	3-14 21.4%	10-17 58.8%		

Dead Ball Rebounds: 5, 1

Robert Morris - 57

Record: 3-3

NO. Name	Min	FG M-A	3P M-A	FT M-A	Rebounds OR DR TOT	Fouls PF FD	TP	AS	TO	ST	Blocks BS BA	+/
24 Sol Castro	F 34:15	3-9	0-0	2-5	0 4 4	4 4 8	0	5	0	1	1	17
43 Ashya Klopstein	C 23:42	3-4	0-0	4-4	3 5 8	3 3 10	1	0	0	0	0	5
12 Nina Augustin	G 25:17	2-6	1-4	0-0	0 1 1	4 1 5	1	1	0	0	0	0
22 Esther Castedo	G 36:25	7-13	2-3	1-1	2 3 5	1 2 17	5	2	0	0	1	12
35 Simone Morris	G 13:35	2-4	1-2	0-0	0 1 1	2 0 5	0	0	0	0	0	0
14 Rebecca Dwomoh	03:35	0-0	0-0	0-2	0 1 1	0 1 0	0	0	0	1	0	2
2 Mackenzie Amalia	24:22	4-8	4-7	0-0	0 4 4	1 0 12	1	2	0	0	0	8
4 Alejandra Mastral	16:46	0-1	0-1	0-0	0 0 0	1 1 0	1	1	0	0	0	0
11 Natalie Villafior	07:05	0-3	0-0	0-0	1 0 1	1 1 0	1	0	1	0	0	0
23 Phoenix Gedeon	14:00	0-1	0-0	0-0	0 5 5	3 0 0	1	2	0	0	0	10
4 Danielle Vuletic	00:48	0-0	0-0	0-0	0 0 0	1 0 0	0	0	0	0	0	-2
Team					2 2 4	0 0 0	0	0	0	0	0	
Totals		21-49	8-17	7-12	8 26 34	21 13 57	11	13	2	1	2	14

Technical Fouls: NONE

Shooting By Period	1st	2nd	3rd	4th	GM
FG%	5-10 50.0%	3-7 42.9%	5-11 45.5%	3-5 60.0%	21-49 42.9%
3PT%	1-4 25%	4-4 100%	3-5 60.0%	1-3 33.3%	9-17 52.9%
FT%	2-5 40%	2-3 66.7%	2-3 66.7%	1-1 100%	7-12 58.3%
GM FG%	21-49 42.9%	9-17 52.9%	7-12 58.3%		

Dead Ball Rebounds: 2, 0

Canisius - 64

Record: 2-3

NO. Name	Min	FG M-A	3P M-A	FT M-A	Rebounds OR DR TOT	Fouls PF FD	TP	AS	TO	ST	Blocks BS BA	+/
5 Ella Vaatanen	F 12:32	1-3	1-3	0-2	0 2 2	1 1 3	0	0	0	0	1	5
21 Kayla Jackson	F 26:03	3-5	0-0	0-4	2 8 10	4 4 6	2	5	0	1	0	17
0 Shaunae Brown	G 16:15	1-5	0-2	0-0	0 0 0	0 2 2	2	2	0	0	0	-4
14 Dani Haskell	G 31:12	5-15	5-12	9-10	2 1 3	2 5 24	1	2	1	0	1	3
23 Erika Joseph	G 36:24	4-6	2-2	2-4	2 0 2	2 8 12	1	4	2	0	0	17
2 Lydia Gattozzi	19:55	0-4	0-1	2-2	0 2 2	0 2 2	2	3	0	0	0	3
33 Rhay Porter	13:57	0-1	0-0	0-0	1 4 5	3 1 0	0	3	1	1	1	-8
24 Cheyenne Stubbs	20:41	4-6	3-4	2-2	0 4 4	0 2 13	1	2	0	0	0	6
12 Athina Lexa	23:01	1-3	0-2	0-0	0 0 0	2 0 2	2	3	1	1	0	0
Team					2 5 7	0 0 0	0	2				
Totals		19-48	11-26	15-24	9 26 35	14 25 64	12	24	5	2	3	9

Technical Fouls: NONE

Shooting By Period	1st	2nd	3rd	4th	GM
FG%	4-7 57.1%	1-2 50.0%	5-6 83.3%	6-15 40.0%	19-48 39.6%
3PT%	1-2 50.0%	0-0 0%	1-4 25%	2-2 100%	4-8 50.0%
FT%	0-2 0%	2-4 50%	2-2 100%	1-1 100%	5-7 71.4%
GM FG%	19-48 39.6%	11-26 42.3%	15-24 62.5%		

Dead Ball Rebounds: 4, 1

Canisius - 43

Record: 2-4

NO. Name	Min	FG M-A	3P M-A	FT M-A	Rebounds OR DR TOT	Fouls PF FD	TP	AS	TO	ST	Blocks BS BA	+/
5 Ella Vaatanen	F 23:00	1-3	0-2	0-0	0 0 0	1 0 1	2	1	1	1	0	-9
21 Kayla Jackson	F 19:54	1-4	0-0	4-6	3 8 11	3 3 6	0	3	0	1	0	-1
0 Shaunae Brown	G 32:25	1-6	1-4	1-4	0 0 0	0 2 4	2	0	0	0	0	-2
14 Dani Haskell	G 35:49	6-16	2-8	4-4	2 5 7	1 6 18	3	1	1	0	0	-9
23 Erika Joseph	G 35:41	1-9	0-4	4-6	0 2 2	1 5 6	0	0	1	0	0	-9
2 Lydia Gattozzi	16:24	1-5	0-1	1-2	1 3 4	2 2 3	0	0	0	0	0	0
33 Rhay Porter	16:40	0-1	0-0	0-0	1 4 5	3 1 0	0	0	2	0	1	-12
24 Cheyenne Stubbs	10:06	0-2	0-1	0-0	1 0 1	0 1 0	1	0	1	0	0	-18
12 Athina Lexa	10:01	2-2	0-0	0-0	0 1 1	2 1 4	0	3	2	0	0	-10
Team					1 0 1	0 0 0	0	2				
Totals		13-48	3-20	14-22	9 23 32	13 21 43	6	11	7	2	1	-14

Technical Fouls: NONE

Shooting By Period	1st	2nd	3rd	4th	GM
FG%	3-14 21.4%	2-9 22.2%	0-0 0%	4-14 28.6%	13-48 27.1%
3PT%	0-0 0%	0-0 0%	0-0 0%	1-2 50%	1-2 50%
FT%	1-2 50%	4-6 66.7%	1-2 50%	2-2 100%	7-12 58.3%
GM FG%	13-48 27.1%	9-23 39.1%	0-0 0%	4-14 28.6%	

Dead Ball Rebounds: 8, 0

	DETMER	CAN
Biggest lead	6 (1st 4:33)	10 (4th 0:51)
Best Scoring Run	12 (3rd 6:31)	11 (1st 2:21)
Lead Changes	5	
Times Tied	3	
Time with Lead	11:30	24:29

Points from	DETMER	CAN
Turnovers	22	14
Paint	28	10
Second Chance	27	14
Fast Breaks	6	2
Bench	24	17

Period by Period Scoring	1st	2nd	3rd	4th	TOT
DETMER	13	12	19	11	55
CAN	14	16	14	20	64

	RMU	CAN
Biggest lead	17 (4th 3:31)	0 (1st 10:00)
Best Scoring Run	8 (1st 2:40)	5 (2nd 9:19)
Lead Changes	0	
Times Tied	1	
Time with Lead	36:02	00:00

Points from	RMU	CAN
Turnovers	10	4
Paint	22	10
Second Chance	6	5
Fast Breaks	2	1
Bench	12	7

Period by Period Scoring	1st	2nd	3rd	4th	TOT
RMU	13	17	13	14	57
CAN	8	10	14	11	43



60

GAME #7

12/1/21

at Duquesne
UPMC Cooper
Fieldhouse

69



69

GAME #8

12/8/21

vs. Youngstown State
Koessler Athletic
Center

66



Canisius - 60

Record: 2-5

NO. Name	Min	FG M-A	3P M-A	FT M-A	Rebounds OR DR TOT	Fouls PF FD	TP	AS	TO	ST	Blocks BS BA	+/
5 Ella Vaatanen	F 23:35	1-5	0-2	0-0	1 2 3	1 0 1	2	1	0	1	1	8
21 Kayla Jackson	F 26:37	1-4	0-0	0-0	0 3 3	3 2 2	11	6	2	0	0	-14
0 Shaunae Brown	G 30:49	4-7	3-5	0-0	2 3 5	2 2 11	6	2	0	0	0	-7
14 Dani Haskell	G 29:22	5-16	0-7	2-2	1 1 2	2 5 12	3	1	2	0	3	6
23 Erika Joseph	G 37:08	4-10	3-7	1-2	2 5 7	2 3 12	1	0	1	0	1	-14
2 Lydia Gattozzi	23:06	6-12	3-7	0-0	2 2 4	3 0 15	1	4	0	2	1	-7
24 Cheyenne Stubbs	08:34	2-3	2-3	0-0	0 0 0	1 0 6	0	1	0	0	0	-1
12 Athina Lexa	20:49	0-3	0-2	0-0	0 0 0	0 1 0	1	3	0	0	0	-18
Team					1 2 3	0 0 0	0	1				
Totals		23-60	11-33	3-4	9 18 27	14 13 60	13	13	6	3	5	-9

Technical Fouls: NONE

Shooting By Period	1st	2nd	3rd	4th	GM
FG%	5-12 41.7%	3-7 42.9%	4-14 28.6%	2-9 22.2%	14-43 32.6%
3PT%	0-2 0%	1-4 25%	1-2 50%	2-2 100%	4-8 50.0%
FT%	0-0 0%	2-4 50%	2-2 100%	1-1 100%	5-7 71.4%
GM FG%	14-43 32.6%	11-33 33.3%	15-24 62.5%		

Dead Ball Rebounds: 1, 1

Youngstown St. - 69

Record: 9-0

NO.	Name	Min	FG M-A	3P M-A	FT M-A	Rebounds OR DR TOT	Fouls PF FD	TP	AS	TO	ST	Blocks BS BA	+/-
52	Lindsey Linard	C 12:52	2-7	0-0	0-0	4 3 7	1 0 4	0	3	0	0	0	-3
0	Mady Ulbach	G 19:12	1-1	1-1	0-0	1 2 3	3 3 3	1	4	0	0	0	4
13	Megan Callahan	G 17:54	1-5	1-2	0-0	0 0 0	4 2 4	0	0	0	0	0	-8
14	Cheslea Olson	G 37:24	12-16	2-5	2-2	1 3 4	1 3 28	2	3	2	0	0	0
32	Paige Shy	G 26:29	2-8	1-4	0-0	3 3 6	5 0 5	2	3	2	0	1	4
40	Jen Wendler	16:37	3-7	0-0	4-5	2 2 4	3 6	10	1	0	1	2	19
2	Malia Magestro	34:04	4-9	1-4	0-0	1 1 2	2 1	9	2	1	1	0	0
4	Lindsey Mack	16:48	1-4	1-3	0-0	0 2 2	3 0	3	1	2	0	0	3
30	Lexi Wagner	18:40	0-3	0-3	3-4	1 0 1	2 4	3	1	0	0	0	-4
Team						3 1 4	0	0	1				
Totals			26-60	7-23	10-13	16 18 34	24 19	69	10	17	5	1 6	3

2021-22 BOX SCORES



Shooting By Period			
1 st	FG%	5-19	26.3%
	3PT%	1-5	20.0%
	FT%	2-2	100%
2 nd	FG%	9-15	60.0%
	3PT%	1-3	33.3%
	FT%	2-3	66.7%
3 rd	FG%	8-12	66.7%
	3PT%	1-3	33.3%
	FT%	3-4	75%
4 th	FG%	5-13	38.5%
	3PT%	0-2	0.0%
	FT%	1-2	50%
GM	FG%	27-59	45.8%
	3PT%	3-13	23.1%
	FT%	8-11	72.7%

Shooting By Period			
1 st	FG%	5-12	41.7%
	3PT%	2-6	33.3%
	FT%	6-7	85.7%
2 nd	FG%	6-18	33.3%
	3PT%	1-6	16.7%
	FT%	0-0	0%
3 rd	FG%	3-17	17.6%
	3PT%	1-7	14.3%
	FT%	3-5	60%
4 th	FG%	5-16	31.3%
	3PT%	4-10	40.0%
	FT%	0-0	0%
GM FG%	19-63	30.2%	
	3PT%	8-29	27.6%
	FT%	9-12	75.0%

	SPU	CAN	Points from	SPU	CAN	Period by Period Scoring					
Biggest lead	17 (4 th 5:14)	7 (1 st 2:30)	Turnovers	16	25	1st 2nd 3rd 4th TOT					
Best Scoring Run	10(2 nd 3:47)	6(1 st 2:30)	Paint	42	18	SPU	13	21	20	11	65
Lead Changes	2		Second Chance	12	3						
Times Tied	6		Fast Breaks	8	7	CAN	18	13	10	14	55
Time with Lead	25:57	10:15	Bench	20	16						



Shooting By Period			
1 st	FG%	10-14	71.4%
	3PT%	1-2	50.0%
	FT%	5-5	100%
2 nd	FG%	1-19	5.3%
	3PT%	0-8	0.0%
	FT%	5-9	55.6%
3 rd	FG%	7-18	38.9%
	3PT%	1-2	50.0%
	FT%	4-5	80%
4 th	FG%	8-16	50.0%
	3PT%	1-2	50.0%
	FT%	4-7	57.1%
OT	FG%	6-9	66.7%
	3PT%	1-1	100.0%
	FT%	1-3	33.3%
GM	FG%	32-76	42.1%
	3PT%	4-15	26.7%
	FT%	19-29	65.5%

Shooting By Period			
1 st	FG%	5-12	41.7%
	3PT%	3-7	42.9%
	FT%	3-7	42.9%
2 nd	FG%	7-15	46.7%
	3PT%	0-3	0.0%
	FT%	4-8	50%
3 rd	FG%	7-12	58.3%
	3PT%	5-7	71.4%
	FT%	4-4	100%
4 th	FG%	6-16	37.5%
	3PT%	2-3	66.7%
	FT%	2-5	40%
TOT	FG%	6-11	54.5%
	3PT%	1-5	20.0%
	FT%	0-0	0%
GM	FG%	31-66	47.0%
	3PT%	11-25	44.0%
	FT%	13-24	54.2%

Dead Ball Rebounds: 7

	NIAG	CAN	Points from	NIAG	CAN	Period by Period Scoring						
Biggest lead	11 (1 st 0:45)	12 (4 th 7:33)	Turnovers	25	13		1st	2nd	3rd	4th	OT1	TOT
Best Scoring Run	9(4 th 4:14)	13(2 nd 2:25)	Paint	52	38							
Lead Changes			Second Chance	15	14	NIAG	26	7	19	21	14	87
Times Tied	6		Fast Breaks	4	11							
Time with Lead	17:42	22:54	Bench	33	12	CAN	16	18	23	16	13	86

2021-22 CANISIUS WOMEN'S BASKETBALL GAME NOTES

2021-22 BOX SCORES



59

GAME #13

1/13/22

vs. Rider
Koessler Athletic
Center

51



73

GAME #14

1/15/22

vs. Fairfield
Koessler Athletic
Center

37



Rider - 59

Record: 4-10 (2-3)

NO. Name	Min	FG M-A	3P M-A	FT M-A	Rebounds OR DR TOT	Fouls PF FD	TP	AS	TO	ST	Blocks BS BA	+/-
13 Raphaela Toussaint	F 23:39	1-5	0-1	2-4	0 5 5	1 4 4	1	1	1	0	1 0	-2
15 Anna Ekerstedt	F 26:54	1-2	0-0	1-2	2 2 4	2 1 1	3	1	1	0	1 0	18
20 Lenaëja Evans	G 38:44	7-17	0-1	3-6	4 5 9	1 4 1	17	2	3	0	0 3	9
24 Makayla Firebaugh	G 37:42	3-11	3-8	4-4	0 5 5	1 4 1	13	2	2	3	0 1	12
55 Jessica Schiffer	G 33:09	4-11	3-8	0-2	0 4 4	3 2 2	11	4	1	1	0 0	4
10 Molly Lynch	10:26	0-2	0-1	0-0	1 2 3	0 0 0	0	1	1	0	0 1	-1
44 Victoria Toomey	19:34	3-6	0-0	1-2	1 6 7	2 1 1	7	2	1	0	2 2	9
31 Emily Strunk	04:15	0-0	0-0	0-0	0 1 1	1 0 0	0	0	0	0	0 0	-1
14 Sofie Bruintjes	05:37	2-3	0-0	0-0	1 0 1	0 0 0	4	0	0	0	0 0	-8
Team					1 1 2			0	2			
Totals		21-57	6-19	11-20	10 31 41	11 16	59	13	12	4	4 7	8

Technical Fouls: NONE

Shooting By Period	1st FG%	2nd FG%	3rd FG%	4th FG%	GMFG%
1st FG%	5-13 38.5%				
2nd FG%	1-2 50.0%				
3rd FG%	5-18 27.8%				
4th FG%	1-5 20.0%				
GMFG%	9-16 56.3%				
FT%	0-0 0%				
3PT%	3-6 50.0%				
FT%	1-4 25%				
GMFG%	2-10 20.0%				
FT%	1-6 16.7%				
GMFG%	9-14 64.3%				
3PT%	21-57 36.8%				
FT%	6-19 31.6%				
FT%	11-20 55.0%				

Dead Ball Rebounds: 6, 0

Canisius - 51

Record: 2-11 (0-4)

NO. Name	Min	FG M-A	3P M-A	FT M-A	Rebounds OR DR TOT	Fouls PF FD	TP	AS	TO	ST	Blocks BS BA	+/-
5 Ella Vaatanen	F 28:05	2-8	0-3	1-2	1 4 5	4 1 5	5	0	2	1	3 0	-6
21 Kayla Jackson	F 18:41	3-6	0-0	1-2	4 4 8	3 1 7	0	0	1	1	1 0	-13
0 Shaunae Brown	G 28:06	2-7	0-2	0-0	0 4 4	2 0 4	1	1	1	1	0 0	-15
14 Dani Haskell	G 33:44	3-14	2-8	2-2	0 1 1	1 3 10	3	2	0	0	2 2	-1
23 Erika Joseph	G 31:14	5-11	3-7	2-2	0 3 3	3 3 15	1	2	0	0	1 1	-11
24 Cheyenne Stubbs	20:09	1-5	0-1	0-0	0 0 0	0 0 0	2	0	1	2	1 0	2
33 Rhay Porter	18:05	2-5	0-0	2-4	7 8 15	1 3 6	1	1	1	1	0 2	3
2 Lydia Gattozzi	15:09	1-4	0-2	0-0	0 2 2	1 1 2	1	2	0	0	1 0	1
12 Athina Lexa	06:47	0-1	0-1	0-0	0 0 0	1 0 0	0	0	2	0	0 0	1
Team					2 3 5		0	1				
Totals		19-61	5-24	8-12	14 29 43	16 11	51	7	14	6	7 4	-8

Technical Fouls: NONE

Shooting By Period	1st FG%	2nd FG%	3rd FG%	4th FG%	GMFG%
1st FG%	4-17 23.5%				
2nd FG%	0-6 0.0%				
3rd FG%	1-2 50%				
4th FG%	6-12 50.0%				
GMFG%	2-3 66.7%				
FT%	0-2 0%				
3PT%	4-16 25.0%				
FT%	2-7 28.6%				
GMFG%	4-16 25.0%				
FT%	1-4 100%				
4th FG%	5-16 31.3%				
3PT%	1-8 12.5%				
FT%	3-4 75%				
GMFG%	19-61 31.1%				
3PT%	5-24 20.8%				
FT%	8-12 66.7%				

Dead Ball Rebounds: 1, 0

	RID	CAN
Biggest lead	13 (4 th 9:03)	5 (2 nd 4:44)
Best Scoring Run	9 (3 rd 8:41)	11 (4 th 1:32)
Lead Changes	2	
Times Tied	4	
Time with Lead	31:05	05:12

Points from	RID	CAN
Turnovers	15	6
Paint	26	26
Second Chance	6	13
Fast Breaks	22	5
Bench	11	10

Period by Period Scoring	1st	2nd	3rd	4th	TOT
RID	12	11	22	14	59
CAN	9	14	14	14	51



55

GAME #15

1/20/22

at Saint Peter's
Run Baby Run Arena

74



48

GAME #16

1/22/22

at Monmouth
OceanFirst Bank
Center

60



Canisius - 55

Record: 2-13 (0-5)

NO. Name	Min	FG M-A	3P M-A	FT M-A	Rebounds OR DR TOT	Fouls PF FD	TP	AS	TO	ST	Blocks BS BA	+/-
5 Ella Vaatanen	F 11:58	0-3	0-2	0-0	0 0 0	2 0 0	0	0	1	1	0 0	-9
21 Kayla Jackson	F 22:05	4-7	0-0	0-0	2 3 5	4 1 8	1	1	1	0	0 0	-11
0 Shaunae Brown	G 32:33	4-8	4-6	0-0	0 1 1	1 2 12	4	1	1	1	0 0	-20
14 Dani Haskell	G 29:59	1-6	1-3	2-2	1 2 3	1 5 5	1	4	3	0	0 0	-8
23 Erika Joseph	G 31:09	2-7	1-2	3-4	0 2 2	3 4 8	1	0	1	0	1 0	-14
2 Lydia Gattozzi	19:30	0-2	0-1	2-2	0 1 1	1 2 2	1	4	1	0	0 0	-16
33 Rhay Porter	06:24	0-0	0-0	0-0	0 1 1	2 0 0	0	0	0	0	1 0	0
24 Cheyenne Stubbs	24:44	1-3	0-1	4-4	1 0 1	1 2 6	0	3	0	0	0 0	-10
12 Athina Lexa	24:43	6-12	2-6	0-0	3 1 4	2 1 14	1	2	1	1	1 1	-7
Team					2 2 4		0	1				
Totals		18-48	8-21	11-12	9 13 22	17 17	55	9	17	8	2 2	-19

Technical Fouls: NONE

Shooting By Period	1st FG%	2nd FG%	3rd FG%	4th FG%	GMFG%
1st FG%	3-8 37.5%				
2nd FG%	2-3 66.7%				
3rd FG%	8-10 80%				
4th FG%	6-11 54.5%				
GMFG%	3-4 75%				
FT%	2-4 50%				
3PT%	1-2 50%				
4th FG%	4-10 40%				
3PT%	0-2 0%				
FT%	2-2 100%				
GMFG%	5-19 26.3%				
3PT%	4-12 33.3%				
FT%	0-0 0%				
GMFG%	18-48 37.5%				
3PT%	8-21 38.1%				
FT%	11-12 91.7%				

Dead Ball Rebounds: 0, 0

Saint Peter's - 74

Record: 6-8 (3-2)

NO. Name	Min	FG M-A	3P M-A	FT M-A	Rebounds OR DR TOT	Fouls PF FD	TP	AS	TO	ST	Blocks BS BA	+/-
15 Sky Castro	F 17:46	1-2	0-0	0-0	0 3 3	4 1 4	2	2	1	1	0 0	19
22 Kassondra Brown	G 33:07	7-17	0-1	3-4	3 5 8	1 7 10	3	2	1	1	1 1	21
3 Nickelle O'Neil	G 32:35	4-4	0-0	2-2	1 3 4	2 4 17	3	1	3	0	0 0	24
23 Kendrea Williams	G 34:44	10-15	4-7	4-5	1 2 3	2 2 28	2	2	0	0	0 0	17
24 Courtney Crane	G 24:06	2-7	0-1	1-2	2 0 2	3 1 5	1	1	1	3	0 0	17
2 Tyara McQueen	15:52	1-3	0-2	0-0	1 0 1	3 0 2	1	1	1	0	0 0	2
20 Victoria Krenasio	12:44	1-1	0-0	0-0	2 2 4	1 1 2	1	1	3	0	1 0	-4
32 Imani Felix	03:39	0-0	0-0	0-2	0 2 2	1 1 0	0	0	0	0	0 0	-1
5 Kaila Dawkins	16:23	3-6	0-0	0-0	0 3 3	0 0 6	1	2	0	0	1 1	2
0 Binta Salawu	09:04	1-1	0-0	0-0	0 0 0	3 0 0	2	2	0	0	0 0	-2
Team					2 2 4		0	0				
Totals		30-56	4-11	10-15	15 22 37	17 17	74	16	13	9	2 2	19

Technical Fouls: NONE

Shooting By Period	1st FG%	2nd FG%	3rd FG%	4th FG%	GMFG%
1st FG%	7-13 53.8%				
2nd FG%	3PT%	0-2 0.0%			
3rd FG%	FT%	1-3 33.3%			
4th FG%	8-14 57.1%				
GMFG%	3PT%	1-3 33.3%			
FT%	4-5 80%				
3rd FG%	9-17 52.9%				
3PT%	3-5 60%				
FT%	3-3 100%				
4th FG%	6-12 50%				
3PT%	0-1 0%				
FT%	2-4 50%				
GMFG%	30-56 53.6%				
3PT%	4-11 36.4%				
FT%	10-15 66.7%				

Dead Ball Rebounds: 3, 0

	CAN	SPU
Biggest lead	4 (1 st 3:21)	23 (4 th 7:56)
Best Scoring Run	5 (3 rd 9:47)	14 (3 rd 0:37)
Lead Changes	7	
Times Tied	4	
Time with Lead	06:10	32:15

Points from	CAN	SPU
Turnovers	10	22
Paint	10	46
Second Chance	11	20
Fast Breaks	2	11
Bench	22	12

Period by Period Scoring	1st	2nd	3rd	4th	TOT
CAN	16	15	10	14	55
SPU	15	21	24	14	74

Canisius - 48

Record: 2-14 (0-7)

NO.	Name	Min	FG	3P	FT	Rebounds			Fouls	TP	AS	TO	ST	Blocks	+/-		
			M-A	M-A	M-A	OR	DR	TOT	PF	FD			BS	BA			
21	Kayla Jackson	F 19:01	4-7	0-0	0-0	2	2	4	3	4	8	0	2	2	0	1	2
0	Shaunae Brown	G 27:23	0-5	0-2	0-0	0	2	2	1	0	0	0	1	0	0	0	-17
12	Athina Lexa	G 27:19	4-12	1-4	1-2	0	5	5	2	2	10	3	3	2	0	1	-10
14	Dani Haskell	G 24:39	4-7	3-6	2-2	0	1	1	4	1	13	2	2	1	0	0	-7
23	Erika Joseph	G 32:52	1-7	1-4	1-2	1	1	2	2	3	4	0	2	2	0	0	-4
2	Lydia Gattozzi	09:48	1-4	0-0	1-1	2	1	3	0	1	3	0	1	0	0	1	2
34	Cheyenne Stubbs	24:59	2-7	1-2	0-0	0	2	2	2	0	5	0	3	1	1	0	-10
23	Rhay Porter	21:53	2-3	0-0	1-4	2	4	6	3	2	5	1	1	1	0	0	-9
5	Ella Vaatanen	12:06	0-1	0-1	0-0	0	1	1	0	0	0	0	2	0	0	0	-7
Team									0	2	2	0	1	2	0	0	0
Totals			18-53	6-19	6-11	7	21	28	17	13	48	6	18	9	1	3	-12
															Technical Fouls: -0		

2021-22 CANISIUS WOMEN'S BASKETBALL GAME NOTES

2021-22 BOX SCORES



44

GAME #17
1/24/22
at Marist
McCann Arena

57



62

GAME #18
1/27/22
vs. Quinnipiac
Koessler Athletic
Center

53



Canisius - 44 Record: 2-15 (0-8)

NO. Name	Min	FG	3P	FT	Rebounds	Fouls	TP	AS	TO	ST	Blocks	+/-
		M-A	M-A	M-A	OR DR TOT	PF FD					BS BA	
21 Kayla Jackson	F 14:48	0-0	0-0	0-2	2 5 7	1 3	0	0	2	0	0	-2
0 Shaunae Brown	G 29:20	4-12	4-10	0-0	0 4 4	2 0	12	1	2	2	1	-16
14 Athina Lexa	G 27:35	3-8	0-2	2-4	0 1 1	3 2	8	1	0	1	0	-15
12 Dani Haskell	G 22:36	4-7	2-3	0-0	2 4 6	2 5	10	2	3	0	0	-12
23 Erika Joseph	G 33:19	1-7	0-5	0-0	0 2 2	3 0	2	3	3	1	0	-5
5 Ella Vaatanen	24:23	1-5	1-4	0-0	1 0 1	1 0	3	1	0	0	0	-6
24 Cheyenne Stubbs	14:28	1-5	1-2	0-0	0 2 2	4 0	3	0	1	0	0	1
33 Rhay Porter	15:16	0-2	0-0	0-0	1 4 5	3 0	0	1	3	0	2	-16
2 Lydia Gattozzi	18:15	2-4	1-2	1-1	1 2 3	1 1	6	0	2	0	0	3
Team					2 0 2			0	9			
Totals		16-50	9-28	3-7	9 24 33	20 11	44	9	16	4	3	-13

Technical Fouls: NONE

Shooting By Period	1st	2nd	3rd	4th	FT
1st FG%	2-12 16.7%				
3PT%	1-8 12.5%				
FT%	0-2 0%				
2nd FG%	7-13 53.8%				
3PT%	4-7 57.1%				
FT%	1-2 50%				
3rd FG%	5-12 41.7%				
3PT%	3-8 37.5%				
FT%	1-2 50%				
4th FG%	2-13 15.4%				
3PT%	1-5 20.0%				
FT%	1-1 100%				
GM FG%	16-50 32.0%				
3PT%	9-28 32.1%				
FT%	3-7 42.9%				

Dead Ball Rebounds: 1, 0

Marist - 57 Record: 6-10 (4-4)

NO. Name	Min	FG	3P	FT	Rebounds	Fouls	TP	AS	TO	ST	Blocks	+/-
		M-A	M-A	M-A	OR DR TOT	PF FD					BS BA	
20 Zaria Shazer	F 33:03	6-10	0-0	0-0	2 6 9	2 5	14	1	1	1	1	13
32 Samantha Bailey	F 20:36	4-13	0-3	0-0	1 3 4	1 2	8	1	1	0	0	11
5 Trinasia Kennedy	G 33:21	6-9	3-4	0-0	0 1 1	2 2	15	4	1	1	0	0
22 Anabel Ellison	G 29:08	2-2	2-2	2-6	2 3 5	2 5	8	3	3	1	0	6
33 Kendall Krick	G 35:40	1-5	0-2	3-4	0 7 7	2 2	5	3	2	1	1	0
13 Julianna Bonilla	17:22	1-6	0-3	1-2	0 0 2	0 3	3	0	0	2	0	6
25 Katie Cunningham	17:14	2-4	0-0	0-0	2 1 3	0 0	4	2	0	0	0	7
30 Siobhan Boylan	08:23	0-5	0-2	0-0	1 1 2	1 1	0	1	1	0	0	7
14 Erin Fox	04:55	0-1	0-0	0-0	0 1 1	1 0	0	0	0	0	0	-4
42 McKenna Rife	00:18	0-0	0-0	0-0	0 0 0	0 0	0	0	0	0	0	0
Team					2 5 7			0	1			
Totals		22-55	5-16	8-18	13 28 41	11 20	57	15	10	8	2	3

Technical Fouls: NONE

Shooting By Period	1st	2nd	3rd	4th	FT
1st FG%	7-19 36.8%				
3PT%	1-4 25.0%				
FT%	1-2 50%				
2nd FG%	5-11 45.5%				
3PT%	1-5 20.0%				
FT%	0-4 0%				
3rd FG%	4-11 36.4%				
3PT%	2-4 50.0%				
FT%	6-10 60%				
4th FG%	1-6 16.7%				
3PT%	1-3 33.3%				
FT%	1-2 50%				
GM FG%	22-55 40.0%				
3PT%	5-16 31.3%				
FT%	8-18 44.4%				

Dead Ball Rebounds: 6, 0

	CAN	MAR
Biggest lead	0 (1st 10:00)	16 (4th 1:26)
Best Scoring Run	6 (2nd 8:33)	9 (1st 1:29)
Lead Changes	0	
Times Tied	0	
Time with Lead	00:00	39:46

Points from	CAN	MAR
Turnovers	7	17
Paint	6	30
Second Chance	5	9
Fast Breaks	0	6
Bench	12	7

Period by Period Scoring	1st	2nd	3rd	4th	TOT
CAN	5	19	14	6	44
MAR	16	11	16	14	57

Quinnipiac - 62 Record: 11-7 (6-3)

NO. Name	Min	FG	3P	FT	Rebounds	Fouls	TP	AS	TO	ST	Blocks	+/-
		M-A	M-A	M-A	OR DR TOT	PF FD					BS BA	
30 Mikala Morris	F 27:49	5-13	0-0	0-0	6 1 7	3 3	10	3	3	0	2	24
12 Rose Caverly	G 32:24	1-7	0-2	0-0	1 4 5	0 1	2	5	2	1	0	1
22 Mackenzie DeWees	G 38:10	8-17	0-1	1-2	4 6 10	4 1	17	5	1	2	0	1
23 Sajada Bonner	G 14:24	1-2	1-2	0-0	0 0 0	1 0	3	0	3	1	0	0
24 Amani Free	G 39:36	4-10	2-6	4-8	2 6 8	2 7	14	2	2	1	2	9
21 Jackie Grisdale	19:34	3-8	2-5	0-0	1 1 2	1 0	8	0	2	0	0	1
11 Cat Almeida	02:49	0-2	0-0	0-0	0 0 0	0 0	0	0	0	0	0	-4
44 Mackenzie Helms	14:17	3-3	0-0	0-0	0 3 3	1 1	0	6	1	2	0	0
4 Grace LaBarge	09:46	1-3	0-1	0-2	0 0 0	1 2	2	0	1	1	1	0
3 Hallee Smith	01:11	0-0	0-0	0-0	0 0 0	0 0	0	0	0	0	0	-3
Team					3 2 5			0	1			
Totals		26-65	5-17	5-12	17 23 40	13 14	62	16	17	6	5	9

Technical Fouls: NONE

Shooting By Period	1st	2nd	3rd	4th	FT
1st FG%	7-12 58.3%				
3PT%	2-4 50.0%				
FT%	0-2 0%				
2nd FG%	6-18 33.3%				
3PT%	3-9 33.3%				
FT%	1-2 50%				
3rd FG%	7-17 41.2%				
3PT%	0-2 0.0%				
FT%	0-0 0%				
4th FG%	6-18 33.3%				
3PT%	0-2 0.0%				
FT%	4-8 50%				
GM FG%	26-65 40.0%				
3PT%	5-17 29.4%				
FT%	5-12 41.7%				

Dead Ball Rebounds: 5, 1

Canisius - 53 Record: 2-16 (0-9)

NO. Name	Min	FG	3P	FT	Rebounds	Fouls	TP	AS	TO	ST	Blocks	+/-
		M-A	M-A	M-A	OR DR TOT	PF FD					BS BA	
5 Ella Vaatanen	F 22:54	2-8	2-4	0-0	0 5 5	2 0	6	0	2	1	4	-1
0 Shaunae Brown	G 24:59	0-3	0-1	0-0	0 0 0	0 1	0	1	1	0	0	-14
12 Athina Lexa	G 24:58	4-12	2-6	0-0	0 2 2	1 1	10	1	6	0	0	2
14 Dani Haskell	G 30:11	3-6	2-3	8-10	1 2 3	2 6	16	3	2	1	0	-5
23 Erika Joseph	G 35:28	2-6	1-1	1-2	0 4 4	3 1	6	2	3	0	0	-1
2 Lydia Gattozzi	12:59	0-1	0-0	0-0	0 1 1	1 0	0	0	2	0	0	-15
24 Cheyenne Stubbs	29:22	4-8	1-2	0-0	1 6 7	2 1	9	3	1	8	0	5
33 Rhay Porter	19:09	3-5	0-0	0-0	1 2 3	3 3	6	0	4	0	5	-9
Team					3 2 5			0	2			
Totals		18-49	8-17	9-12	6 24 30	16 13	53	10	23	10	9	-9

Technical Fouls: NONE

Shooting By Period	1st	2nd	3rd	4th	FT
1st FG%	6-11 54.5%				
3PT%	3-5 60.0%				
FT%	0-0 0%				
2nd FG%	3-12 25.0%				
3PT%	1-3 33.3%				
FT%	2-2 100%				
3rd FG%	6-17 35.3%				
3PT%	3-6 50.0%				
FT%	0-0 0%				
4th FG%	3-9 33.3%				
3PT%	1-3 33.3%				
FT%	7-10 70%				
GM FG%	18-49 36.7%				
3PT%	8-17 47.1%				
FT%	9-12 75.0%				

Dead Ball Rebounds: 4, 0

	QUI	CAN
Biggest lead	13 (3rd 5:29)	1 (2nd 8:27)
Best Scoring Run	9 (3rd 8:36)	7 (2nd 8:27)
Lead Changes	4	
Times Tied	2	
Time with Lead	37:07	01:11

Points from	QUI	CAN
Turnovers	21	15
Paint	30	12
Second Chance	8	0
Fast Breaks	9	12
Bench	16	15

Period by Period Scoring	1st	2nd	3rd	4th	TOT
QUI	16	16	14	16	62
CAN	15	9	15	14	53



78

GAME #19
1/29/22
vs. Siena
Koessler Athletic
Center

81



55

GAME #20
2/3/22
at Iona
Hynes Athletics
Center

66



Siena - 78 Record: 5-12 (5-4)

NO. Name	Min	FG M-A	3P M-A	FT M-A	Rebounds OR DR TOT	Fouls PF FD	TP	AS	TO	ST	BS BA	+/-	
33 Anajah Brown	F 06:38	0-0	0-0	0-0	0 0 0	1 0	0	0	0	0	0	2	
3 Rayshel Brown	G 34:04	12-14	0-0	0-0	3 4 7	2 1	24	0	2	0	0	-2	
5 Deanna Winston	G 28:21	0-2	0-0	0-0	0 1 1	5 1	0	4	3	0	0	-3	
14 Anja Knoffach	G 16:11	1-2	1-2	0-0	0 3 3	2 0	3	1	1	0	0	1	
20 Margo Peterson	G 26:29	4-10	2-6	2-2	2 0 2	4 2	12	0	1	2	2	-6	
0 Selenia Philoxy	27:15	6-10	0-0	8-11	0 4 4	1 7	20	1	1	1	1	-10	
12 Imani Harris	28:31	4-8	0-0	0-0	0 2 2	5 1	8	5	4	4	0	3	
4 Valencia Fontenelle-Possion	21:04	2-3	0-0	6-8	1 4 5	1 4	10	0	1	2	0	2	
13 Cheyenne Talbot	11:20	0-0	0-0	1-2	0 1 1	0 1	1	1	2	0	2	-1	
24 Haley Blasetti	00:07	0-0	0-0	0-0	0 0 0	0 0	0	0	0	0	0	-1	
Team					0 2 2		0	0					
Totals		29-49	3-8	17-23	6 21 27	21 17	78	12	16	9	5	1	-3

2021-22 CANISIUS WOMEN'S BASKETBALL GAME NOTES

2021-22 BOX SCORES



54

GAME #21
2/5/22
at Fairfield
Webster Bank Arena



GAME #22
2/7/22
at Quinnipiac
People's United
Center



Canisius - 54																		
Record: 3-18 (1-11)																		
NO.	Name	Min	FG	3P	FT	Rebounds	Fouls	TP	AS	TO	ST	Blocks	BS	BA	BA	BA	BA	BA
			M-A	M-A	M-A	OR DR TOT	PF											
5	Ella Vaatanen	F 18:46	2-4	2-4	0-0	1 8 9	4 2	6	0	2	0	1	0	0	0	0	0	-5
0	Shaunae Brown	G 41:20	6-10	2-5	1-2	0 3 3	2 2	15	0	2	0	0	0	0	0	0	0	-9
12	Athina Lexa	G 28:56	4-11	0-3	0-0	2 1 3	1 1	8	1	3	1	0	1	0	1	0	1	-2
14	Dani Haskell	G 36:26	1-9	1-8	2-2	0 2 2	1 2	5	3	3	1	0	1	0	1	0	1	-14
23	Erika Joseph	G 40:13	2-7	1-3	0-0	0 1 1	3 0	5	1	1	0	1	1	0	1	0	1	-10
33	Rhay Porter	26:54	3-4	0-0	0-0	2 7 9	3 0	6	0	5	0	0	0	0	0	0	0	-6
2	Lydia Gattozzi	15:24	3-3	0-0	0-1	0 3 3	0 1	6	0	1	1	0	0	0	0	0	0	-5
24	Cheyenne Stubbs	17:01	1-3	1-1	0-0	1 3 4	2 1	3	1	4	0	0	0	0	0	0	0	6
Team						0 0 0		0	1									
Totals			22-51	7-24	3-5	6 28 34	16 9	54	6	22	3	2	3	2	3	0	0	-9
Technical Fouls:NONE																		

Shooting By Period		
1st FG%	6-17	35.3%
3PT%	4-10	40.0%
FT%	0-0	0%
2nd FG%	3-8	37.5%
3PT%	0-1	0.0%
FT%	0-1	0%
3rd FG%	4-6	66.7%
3PT%	0-1	0.0%
FT%	3-4	75%
4th FG%	8-12	66.7%
3PT%	3-6	50.0%
FT%	0-0	0%
OTFG%	1-8	12.5%
3PT%	0-6	0.0%
FT%	0-0	0%
GM FG%	22-51	43.1%
3PT%	7-24	29.2%
FT%	3-5	60.0%

Dead Ball Rebounds: 2, 7

Fairfield - 63																		
Record: 15-6 (12-1)																		
NO.	Name	Min	FG	3P	FT	Rebounds	Fouls	TP	AS	TO	ST	Blocks	BS	BA	BA	BA	BA	BA
			M-A	M-A	M-A	OR DR TOT	PF											
23	Callie Cavanaugh	F 40:42	6-17	0-1	2-4	2 3 5	4 3	14	1	2	2	1	0	7				+
41	Andrea Hernandez	F 32:11	5-14	0-0	0-0	2 4 6	0 1	10	1	2	3	1	0	-5				
22	Rachel Hakes	G 45:00	3-8	2-4	0-0	3 6 9	0 3	8	7	2	0	0	2	9				
30	Sam Lewis	G 38:41	5-17	4-14	0-0	0 2 2	0 0	14	1	0	1	1	0	9				
31	Sydney Lowery	G 42:59	3-7	2-4	2-4	2 6 8	3 3	10	3	1	1	0	0	14				
42	Mackenzie Martin	06:41	0-2	0-0	0-0	1 0 1	0 0	0	0	0	0	0	0	5				
3	Janelle Brown	18:45	0-2	0-1	7-10	1 0 1	2 6	7	1	3	3	0	0	6				
25	Mackenzie Daleba	00:01	0-0	0-0	0-0	0 0 0	0 0	0	0	0	0	0	0	0				
Team						0 0 0		0										
Totals			22-67	8-25	11-18	11 21 32	9 16	63	14	10	10	3	2	9				
Technical Fouls:NONE																		

Shooting By Period		
1st FG%	4-17	23.5%
3PT%	1-5	20.0%
FT%	0-0	0%
2nd FG%	4-13	30.8%
3PT%	2-4	50.0%
FT%	1-2	50%
3rd FG%	7-16	43.8%
3PT%	2-4	50.0%
FT%	2-4	50%
4th FG%	4-14	28.6%
3PT%	2-9	22.2%
FT%	4-6	66.7%
OTFG%	3-7	42.9%
3PT%	1-3	33.3%
FT%	4-6	66.7%
GM FG%	22-67	32.8%
3PT%	8-25	32.0%
FT%	11-18	61.1%

Dead Ball Rebounds: 6, 2

CAN		FFD		Points from		CAN		FFD		Period by Period Scoring	
Biggest lead		7 (1st 0:24)		9 (1st 0:06)		Turnovers		5		1st 2nd 3rd 4th OT1 TOT	
Best Scoring Run		8 (1st 0:24)		12 (3rd 8:01)		Paint		20		20	
Lead Changes		8		7		Second Chance		7		11	
Times Tied		5		2		Fast Breaks		2		13	
Time with Lead		18:47		22:23		Bench		15		7	

Canisius - 55																		
Record: 3-19 (1-12)																		
NO.	Name	Min	FG	3P	FT	Rebounds	Fouls	TP	AS	TO	ST	Blocks	BS	BA	BA	BA	BA	BA
			M-A	M-A	M-A	OR DR TOT	PF											
5	Ella Vaatanen	F 16:53	0-4	0-3	1-2	0 2 2	0 2	1	0	1	0	1	1	0				
0	Shaunae Brown	G 33:54	5-13	2-7	2-2	3 1 4	1 2	14	3	0	2	0	0	-9				
12	Athina Lexa	G 26:03	1-7	0-4	0-0	1 3 4	2 1	2	1	4	0	0	0	0				
14	Dani Haskell	G 30:10	4-10	2-4	2-2	2 4 6	4 4	12	2	2	2	0	1	-21				
23	Erika Joseph	G 28:08	1-6	1-3	0-0	2 2 4	3 1	3	0	2	0	0	0	-23				
33	Rhay Porter	13:26	3-3	0-0	0-0	3 1 4	1 1	6	0	1	0	2	0	-22				
2	Lydia Gattozzi	17:47	1-6	1-2	3-6	1 1 2	1 3	6	0	1	0	0	1	-11				
24	Cheyenne Stubbs	23:58	3-9	1-7	2-4	0 3 3	0 2	9	0	0	2	0	0	-12				
21	Kayla Jackson	09:41	0-0	0-0	2-4	2 1 3	2 2	2	0	0	0	1	0	1				
Team						2 2 4		0	2									
Totals			18-58	7-30	12-20	16 20 36	14 18	55	6	13	6	4	3	-21				
Technical Fouls:NONE																		

Dead Ball Rebounds: 4, 0

Quinnipiac - 76																		
Record: 14-8 (9-4)																		
NO.	Name	Min	FG	3P	FT	Rebounds	Fouls	TP	AS	TO	ST	Blocks	BS	BA	BA	BA	BA	BA
			M-A	M-A	M-A	OR DR TOT	PF											
30	Mikala Morris	F 28:40	12-16	0-0	0-0	6 4 10	2 1	24	2	3	0	2	1	16				
12	Rose Caverly	G 23:02	1-4	0-2	0-0	0 2 2	2 1	2	4	2	2	0	1	13				
22	Mackenzie DeWees	G 23:50	6-11	0-0	7-9	4 3 7	2 5	19	3	0	0	0	0	16				
23	Sajada Bonner	G 27:30	3-9	1-5	2-2	2 2 4	1 4	9	2	0	1	0	0	21				
24	Amani Free	G 25:36	3-7	1-2	2-2	2 2 4	4 1	9	1	0	1	0	0	16				
4	Grace LaBarge	16:57	2-4	1-3	1-2	0 5 5	0 2	6	0	0	0	1	0	10				
44	Mackenzie Helms	15:35	0-3	0-2	0-0	0 5 5	1 0	0	0	1	1	0	0	7				
15	Curtis Haywood	06:18	1-3	0-0	0-0	0 0 0	0 0	0	2	0	0	0	0	2				
3	Halee Smith	02:30	0-0	0-0	0-0	0 0 0	0 0	2	0	0	1	0	0	0				
11	Cat Almeida	04:23	0-1	0-0	0-0	0 0 0	1 0	0	0	0	0	0	0	0				
14	Jillian Casey	02:36	0-0	0-0	0-0	0 0 0	0 0	0	1	1	0	0	0	-3				
32	Reiven Douglas	02:36	1-1	1-1	0-0	0 1 1	1 0	3	0	1	0	0	0	-3				
Team						1 2 3		0	0									
Totals			30-64	4-18	12-14	15 28 43	18 14	76	13	9	5	3	4	21				
Technical Fouls:NONE																		

Dead Ball Rebounds: 1, 0

CAN		QUI		Points from		CAN		QUI		Period by Period Scoring	
-----	--	-----	--	-------------	--	-----	--	-----	--	--------------------------	--

2021-22 CANISIUS WOMEN'S BASKETBALL GAME NOTES

2021-22 BOX SCORES



62

GAME #25

2/17/22

at Manhattan
Draddy Gymnasium



86



57

GAME #26

2/19/22

at Rider
Alumni Gym



71



NO. Name	Min	FG	3P	FT	Rebounds	Fouls	TP	AS	TO	ST	Blocks	BS	BA	+/-
5 Ella Vaatanen	F 11:56	0-1	0-0	0-0	1 1 2	2 1	0	0	3	0	0	0	0	-18
0 Shaunae Brown	G 32:21	4-14	2-10	0-0	1 1 2	1 0	10	4	3	2	0	0	0	-17
12 Athina Lexa	G 31:37	4-14	3-7	3-4	2 3 5	1 2	14	0	4	0	0	0	3	-12
14 Dani Haskell	G 31:02	7-16	5-11	2-2	2 1 3	1 2	21	5	2	2	0	0	0	-15
23 Erika Joseph	G 31:24	4-11	2-4	0-1	0 2 2	2 2	10	2	0	0	0	0	0	-16
21 Kayla Jackson	18:26	1-3	0-0	0-2	2 4 6	4 2	2	0	1	0	0	0	0	-5
24 Cheyenne Stubbs	21:12	2-4	1-2	0-0	0 2 2	1 0	5	0	2	1	0	0	0	-18
2 Lydia Gattozzi	10:26	0-3	0-1	0-0	0 0 0	1 0	0	0	1	1	0	1	0	-14
33 Rhay Porter	11:36	0-0	0-0	0-0	0 2 2	4 0	0	0	0	1	2	0	0	-5
Team					3 1 4									
Totals		22-66	13-36	5-9	11 17 28	17 9	62	11	16	7	2	4	0	-24

Technical Fouls: NONE

Shooting By Period

1st FG%	4-17	23.5%
3PT%	2-10	20.0%
FT%	0-0	0%
2nd FG%	6-15	40.0%
3PT%	3-7	42.9%
FT%	0-2	0%
3rd FG%	7-16	43.8%
3PT%	4-9	44.4%
FT%	3-4	75%
4th FG%	5-18	27.8%
3PT%	4-10	40.0%
FT%	2-3	66.7%
GM FG%	22-66	33.3%
3PT%	13-36	36.1%
FT%	5-9	55.6%

Dead Ball Rebounds: 2, 0

NO. Name	Min	FG	3P	FT	Rebounds	Fouls	TP	AS	TO	ST	Blocks	BS	BA	+/-
21 Kayla Jackson	F 12:46	1-2	0-0	0-0	1 2 3	1 1	2	0	0	0	0	0	0	-3
0 Shaunae Brown	G 24:03	2-4	0-1	0-0	0 1 1	0 0	4	1	1	0	0	0	0	1
12 Athina Lexa	G 35:42	7-17	2-6	1-2	2 2 4	2 1	17	0	3	2	0	0	0	-11
14 Dani Haskell	G 27:31	0-5	0-4	0-0	1 6 7	0 1	0	2	1	0	0	0	0	-21
23 Erika Joseph	G 33:35	3-8	2-7	0-0	0 3 3	1 1	8	1	2	1	0	0	0	-15
33 Rhay Porter	14:18	0-0	0-0	0-0	1 6 7	0 1	1	0	0	1	0	0	0	-1
2 Lydia Gattozzi	08:47	1-2	1-1	0-0	1 0 1	0 0	3	0	1	0	0	1	0	-4
24 Cheyenne Stubbs	28:02	6-9	3-5	1-3	2 4 6	1 1	17	0	0	1	0	1	0	-7
5 Ella Vaatanen	15:16	2-5	1-2	2-2	0 0 0	0 0	1	0	0	0	1	1	0	-9
Team					2 2 4									
Totals		22-52	9-26	4-7	10 20 30	6 10	57	7	16	4	3	3	0	-14

Technical Fouls: NONE

Shooting By Period

1st FG%	5-11	45.5%
3PT%	2-6	33.3%
FT%	2-2	100%
2nd FG%	5-15	33.3%
3PT%	2-7	28.6%
FT%	1-2	50%
3rd FG%	6-14	42.9%
3PT%	4-9	44.4%
FT%	0-0	0%
4th FG%	6-12	50.0%
3PT%	1-4	25.0%
FT%	1-3	33.3%
GM FG%	22-52	42.3%
3PT%	9-26	34.6%
FT%	4-7	57.1%

Dead Ball Rebounds: 1, 0

NO. Name	Min	FG	3P	FT	Rebounds	Fouls	TP	AS	TO	ST	Blocks	BS	BA	+/-
3 Brazil Harvey-Carr	F 31:00	7-11	1-3	3-4	1 2 3	2 3	18	1	5	3	0	0	0	21
20 Jade Blagrove	F 29:56	3-4	0-1	6-6	2 6 8	2 4	12	2	1	1	1	0	0	16
33 Jenna Jordan	F 23:03	2-2	0-0	0-0	1 3 4	2 1	4	2	1	0	1	0	0	5
22 Courtney Warley	C 34:15	7-10	0-0	5-5	0 8 8	0 6	19	4	3	1	0	1	0	14
1 Dee Dee Davis	G 31:13	7-18	1-6	1-1	0 3 3	0 1	16	3	4	2	0	0	0	12
11 Emily LaPointe	11:36	1-3	0-0	0-0	2 2 4	0 0	2	1	0	0	1	0	0	10
25 Petra Juric	12:01	3-6	0-0	1-2	2 4 6	1 1	7	0	1	0	0	0	0	19
15 Sydney Watkins	09:30	0-0	0-0	0-0	0 0 0	0 0	0	0	0	0	0	0	0	6
10 Sini Makela	04:32	0-0	0-0	0-0	0 2 2	0 0	0	1	0	0	0	0	0	5
5 Bella Nascimento	06:38	3-3	0-0	2-2	0 1 1	2 1	8	1	0	0	0	0	0	7
24 Becca Wilson	04:05	0-3	0-0	0-0	1 1 2	0 0	0	0	0	0	1	1	0	5
21 Christina Katsamouri	01:36	0-0	0-0	0-0	0 0 0	0 0	0	0	0	0	0	0	0	1
13 Helena Galunic	00:35	0-0	0-0	0-0	0 0 0	0 0	0	0	0	0	0	0	0	-1
Team					1 3 4									
Totals		33-60	2-10	18-20	10 35 45	9 17	86	15	14	7	4	2	0	24

Technical Fouls: NONE

Shooting By Period

1st FG%	9-17	52.9%
3PT%	1-3	33.3%
FT%	3-4	75%
2nd FG%	9-16	56.3%
3PT%	1-3	33.3%
FT%	3-3	100%
3rd FG%	7-13	53.8%
3PT%	0-3	0.0%
FT%	5-5	100%
4th FG%	8-14	57.1%
3PT%	0-1	0.0%
FT%	7-8	87.5%
GM FG%	33-60	55.0%
3PT%	2-10	20.0%
FT%	18-20	90.0%

Dead Ball Rebounds: 2, 0

NO. Name	Min	FG	3P	FT	Rebounds	Fouls	TP	AS	TO	ST	Blocks	BS	BA	+/-
13 Raphaella Toussaint	F 36:17	7-9	1-1	3-3	2 5 7	2 3	18	2	0	1	0	0	0	14
15 Anna Ekerstedt	F 29:23	5-5	0-0	0-0	2 5 7	1 1	10	1	1	2	2	0	0	16
20 Lenaeha Evans	G 32:17	3-11	0-1	4-4	1 3 4	1 2	10	4	3	4	0	2	0	7
24 Makayla Firebaugh	G 37:13	6-16	2-11	0-0	0 3 3	0 0	14	2	3	1	0	0	0	11
55 Jessica Schiller	G 31:57	3-8	2-6	0-0	1 1 2	0 0	8	2	0	2	0	1	0	17
3 Amanda Mobley	18:33	4-6	1-1	0-0	0 1 1	3 0	9	3	0	0	0	0	0	7
44 Victoria Toomey	14:20	1-1	0-0	0-0	0 1 1	3 0	2	1	2	0	1	0	0	-2
Team					0 3 3									
Totals		29-56	6-20	7-7	6 22 28	10 6	71	15	9	10	3	3	0	14

Technical Fouls: NONE

Shooting By Period

1st FG%	8-18	44.4%
3PT%	2-7	28.6%
FT%	2-2	100%
2nd FG%	6-12	50.0%
3PT%	1-5	20.0%
FT%	4-4	100%
3rd FG%	8-15	53.3%
3PT%	2-6	33.3%
FT%	0-0	0%
4th FG%	7-11	63.6%
3PT%	1-2	50.0%
FT%	1-1	100%
GM FG%	29-56	51.8%
3PT%	6-20	30.0%
FT%	7-7	100.0%

Dead Ball Rebounds: 1, 0

	CAN	MAN
Biggest lead	3 (1st 9:15)	27 (4th 0:34)
Best Scoring Run	7 (3rd 8:28)	11 (2nd 7:38)
Lead Changes	1	
Times Tied	0	
Time with Lead	01:15	38:00

	CAN	RID
Biggest lead	2 (1st 9:30)	17 (4th 0:14)
Best Scoring Run	6 (2nd 1:15)	7 (1st 4:17)
Lead Changes	3	
Times Tied	1	
Time with Lead	00:55	36:12



54

GAME #27

2/24/22

at Siena
UHY Center



56



78

GAME #28

2/26/22

at Niagara
Gallagher Center



81



NO. Name	Min	FG	3P	FT	Rebounds	Fouls	TP	AS	TO	ST	Blocks	BS	BA	+/-
5 Ella Vaatanen	F 20:00	2-6	1-3	0-2	3 2 5	0 2	5	0	1	0	2	1	0	-5
21 Kayla Jackson	F 14:03	2-4	0-0	1-1	1 1 2	2 1	5	0	3	0	0	0	0	4
0 Shaunae Brown	G 15:51	1-2	1-1	0-0	0 1 1	0 0	3	0	0	0	0	0	0	-9
14 Dani Haskell	G 34:40	4-13	2-7	4-4	1 2 3	2 3	14	2	1	1	0	0	0	-10
23 Erika Joseph	G 37:28	5-9	0-2	0-0	0 3 3	0 2	10	2	3	0	0	0	0	0
12 Athina Lexa	28:05	3-5	1-1	1-1	1 6 7	3 1	8	3	5	0	0	0	0	2
33 Rhay Porter	12:57	0-0	0-0	0-0	1 2 3	3 2	0	0	1	0	1	0	0	-3
24 Cheyenne Stubbs	28:56	2-9	1-5	0-0	0 5 5	1 2	5	4	0	2	0	0	0	10
2 Lydia Gattozzi	07:59	2-5	0-1	0-0	2 0 2	1 0	4	0	1	0	0	0	0	1
Team					2 2 4									
Totals		21-53	6-20	6-8	11 24 35	12 13	54	11	16	3	3	2	0	-2

Technical Fouls: NONE

Shooting By Period

1st FG%	6-14	42.9%
3PT%	3-7	42.9%
FT%	0-2	0%
2nd FG%	3-12	25.0%
3PT%	1-5	20.0%
FT%	1-1	100%
3rd FG%	6-15	40.0%
3PT%	1-4	25.0%
FT%	5-5	100%
4th FG%	6-12	50.0%
3PT%	1-4	25.0%
FT%	0-0	0%
GM FG%	21-53	39.6%
3PT%	6-20	30.0%
FT%	6-8	75.0%

Dead Ball Rebounds: 2, 2

Canisius - 78		Record: 4-24 (2-17)												
NO.	Name	Min	FG M-A	3P M-A	FT M-A	Rebounds OR DR TOT	Fouls PF FD	TP	AS	TO	ST	Blocks BS BA	+/-	
21	Kayla Jackson	F 19:18	1-3	0-0	0-2	2 12 14	5 3	2	3	1	0	0 0 1	1	
0	Shaunae Brown	G 31:14	5-7	3-4	0-0	1 1 2	2 1	13	5	3	0	0 0 0	4	
12	Athina Lexa	G 35:25	8-14	4-8	3-4	0 3 3	1 2	23	1	6	0	0 0 0	-1	
14	Dani Haskell	G 28:59	7-16	2-9	4-4	0 2 2	3 5	20	2	6	1	0 1 0	-10	
23	Erika Joseph	G 33:57	3-7	2-5	2-2	2 0 2	2 2	10	4	5	0	0 0 0	-10	
33	Rhlay Porter	13:44	1-3	0-0	0-0	4 4 8	5 1	2	1	0	0	2 0 2	-2	
5	Ella Vaatanen	11:23	0-1	0-0	1-2	1 0 1	0 1	1	0	0	0	0 0 0	-3	
24	Cheyenne Stubbs	18:41	2-8	1-4	0-0	0 5 5	2 1	5	1	2	2	1 0 0	6	
2	Lydia Gattozzi	07:19	1-2	0-1	0-0	0 1 1	0 0	2	0	0	0	0 0 0	-5	
Team						0 2 2		0		2				
Totals			28-61	12-31	10-14	10 30 40	20 16 78	17	25	3	3	3 2 4		
Technical Fouls: NONE														

Shooting By Period		
1st	FG%	9-20 45.0%
	3PT%	3-10 30.0%
	FT%	1-2 50%
2nd	FG%	7-14 50.0%
	3PT%	2-4 50.0%
	FT%	4-6 66.7%
3rd	FG%	7-14 50.0%
	3PT%	3-10 30.0%
	FT%	2-2 100%
4th	FG%	5-13 38.5%
	3PT%	4-8 50.0%
	FT%	3-4 75%
GM	FG%	28-61 45.9%
	3PT%	12-31 38.7%
	FT%	10-14 71.4%

Dead Ball Rebounds: 6

2021-22 BOX SCORES



vs. Iona
*Koessler Athletic
Center*

71



71

vs. Monmouth
Jim Whelan
Boardwalk Hall

65



Dead Ball Rebounds: 3, 0

Dead Ball Rebounds: 0, 0

	Ion	Can	Points from	Ion	Can	Period by Period Scoring								
Biggest lead	5 (3 rd 1:52)	13 (2 nd 7:15)	Turnovers	14	9	1st		2nd		3rd		4th		TOT
Best Scoring Run	10(3 rd 1:53)	7 (1 st 7:12)	Paint	34	22	Ion	11	12	20	19	62			
Lead Changes	6		Second Chance	11	11									
Times Tied	3		Fast Breaks	4	5	Can	22	10	9	30	71			
Time with Lead	05:53	31:04	Bench	16	24									

Dead Ball Rebounds: 1, 1

Dead Ball Rebounds: 6, 0

	CAN	MON	Points from		Period by Period Scoring						
Biggest lead	9 (4 th 6:48)	6 (1 st 6:59)	Turnovers	CAN	MON		1st	2nd	3rd	4th	TOT
	Best Scoring Run	9 (1 st 1:37)	12 (3 rd 3:05)	Paint	24	28	CAN	16	18	16	21
Lead Changes			Second Chance	10	20	MON		14	17	15	19
Times Tied		5	Fast Breaks	0	2						
Time with Lead	27:55	09:34	Bench	8	24						



vs. Manhattan
Jim Whelan
Boardwalk Hall



2021-22 CANISIUS WOMEN'S BASKETBALL GAME NOTES

2021-22 OVERALL STATISTICS

Game Records

Record	Overall	Home	Away	Neutral
ALL GAMES	6-24	5-9	0-15	1-0
CONFERENCE	3-17	3-7	0-10	0-0
NON-CONFERENCE	3-7	2-2	0-5	1-0

Score by Periods

Team	1st	2nd	3rd	4th	OT	TOT
Canisius	393	406	457	473	15	1744
Opponents	459	471	554	556	25	2065

Team Box Score

No.	Player				Total		3-Point		F-Throw		Rebounds											
		GP-GS	MIN	AVG	FG-FGA	FG%	3FG-3FGA	3FG%	FT-FTA	FT%	OFF	DEF	TOT	AVG	PF	DQ	A	TO	BLK	STL	PTS	AVG
14	HASKELL, Dani	30-30	944:55	31.5	142-380	.374	64-209	.306	86-98	.878	25	94	119	4.0	57	1	88	93	2	39	434	14.5
12	LEXA, Athina	28-13	637:44	22.8	90-211	.427	29-87	.333	26-37	.703	15	61	76	2.7	50	0	30	75	3	18	235	8.4
23	JOSEPH, Erika	29-29	985:15	34.0	86-264	.326	44-133	.331	26-42	.619	27	56	83	2.9	58	1	40	54	4	14	242	8.3
0	BROWN, Shaunae	30-30	883:11	29.4	89-247	.360	45-125	.360	19-33	.576	17	54	71	2.4	38	0	68	67	1	19	242	8.1
24	STUBBS, Cheyenne	30-1	572:29	19.1	54-152	.355	30-80	.375	21-26	.808	15	52	67	2.2	30	0	29	45	3	35	159	5.3
2	GATTOZZI, Lydia	30-1	500:59	16.7	51-138	.370	11-43	.256	37-52	.712	21	38	59	2.0	32	0	15	47	3	8	150	5.0
21	JACKSON, Kayla	25-21	455:41	18.2	45-96	.469	0-2	.000	27-58	.466	54	108	162	6.5	60	2	12	37	9	24	117	4.7
5	VAATANEN, Ella	30-25	592:30	19.8	36-128	.281	20-70	.286	8-20	.400	29	52	81	2.7	61	2	12	45	32	17	100	3.3
33	PORTER, Rhay	29-0	460:41	15.9	28-57	.491	0-1	.000	9-29	.310	51	97	148	5.1	79	2	11	40	41	16	65	2.2
13	KARATASIOU, Xanthippi	2-0	18:01	9.0	0-0	.000	0-0	.000	0-0	.000	0	1	1	0.5	4	0	0	2	0	1	0	0.0
Team											67	57	124					36				
Total		30	6051		621-1673	.371	243-750	.324	259-395	.656	321	670	991	33.0	469	8	305	541	98	191	1744	58.1
Opponents		30	6050		795-1821	.437	145-506	.287	330-485	.680	399	767	1166	38.9	453	6	410	424	101	229	2065	68.8

Team Statistics

	CANIS	OPP
Scoring	1744	2065
Points per game	58.1	68.8
Scoring margin	-10.7	-
Field goals-att	621-1673	795-1821
Field goal pct	.371	.437
3 point fg-att	243-750	145-506
3-point FG pct	.324	.287
3-pt FG made per game	8.1	4.8
Free throws-att	259-395	330-485
Free throw pct	.656	.680
F-Throws made per game	8.6	11.0
Rebounds	991	1166
Rebounds per game	33.0	38.9
Rebounding margin	-5.8	-
Assists	305	410
Assists per game	10.2	13.7
Turnovers	541	424
Turnovers per game	18.0	14.1
Turnover margin	-3.9	-
Assist/turnover ratio	0.6	1.0
Steals	191	229
Steals per game	6.4	7.6
Blocks	98	101
Blocks per game	3.3	3.4
Winning streak	2	-
Home win streak	2	-
Attendance	5443	8229
Home games-Avg/Game	14-389	15-549
Neutral site-Avg/Game	-	1-0

Team Results

Date	Opponent	Score	Att.
11/09/2021	at Buffalo	L 42-102	1189
11/13/2021	at Binghamton	L 56-73	1000
11/17/2021	at St. Bonaventure	L 59-67	350
11/20/2021	Colgate	W 61-58	746
11/23/2021	Detroit Mercy	W 64-55	542
11/27/2021	Robert Morris	L 43-57	569
12/01/2021	at Duquesne	L 60-69	503
12/08/2021	Youngstown St.	L 66-69	541
12/15/2021	at Albany (NY)	L 46-65	835
12/19/2021	Saint Peter's	L 55-65	408
12/21/2021	Manhattan	L 63-85	404
01/09/2022	Niagara	Lot 86-87	337
01/13/2022	Rider	L 51-59	504
01/15/2022	Fairfield	L 37-73	505
01/20/2022	at Saint Peter's	L 55-74	250
01/22/2022	at Monmouth	L 48-60	342
01/24/2022	at Marist	L 44-57	1228
01/27/2022	Quinnipiac	L 53-62	0
01/29/2022	Siena	W 81-78	0
02/03/2022	at Iona	L 55-66	237
02/05/2022	at Fairfield	Lot 54-63	613
02/07/2022	at Quinnipiac	L 55-76	113
02/10/2022	Monmouth	L 52-62	422
02/12/2022	Marist	W 65-61	465
02/17/2022	at Manhattan	L 62-86	0
02/19/2022	at Rider	L 57-71	623
02/24/2022	at Siena	L 54-56	414
02/26/2022	at Niagara	L 78-82	532
03/05/2022	Iona	W 71-62	0
03/08/2022	vs Monmouth	W 71-65	0



2021-22 CANISIUS WOMEN'S BASKETBALL GAME NOTES

2021-22 MAAC STATISTICS

Game Records

Record	Overall	Home	Away	Neutral
ALL GAMES	3-17	3-7	0-10	0-0
CONFERENCE	3-17	3-7	0-10	0-0
NON-CONFERENCE	0-0	0-0	0-0	0-0

Score by Periods

Team	1st	2nd	3rd	4th	OT	TOT
Canisius	271	272	295	323	15	1176
Opponents	310	308	381	361	25	1385

Team Box Score

No.	Player				Total		3-Point		F-Throw		Rebounds													
		GP-GS	MIN	AVG	FG-FGA	FG%	3FG-3FGA	3FG%	FT-FTA	FT%	OFF	DEF	TOT	AVG	PF	DQ	A	TO	BLK	STL	PTS	AVG		
14	HASKELL, Dani	20-20	623:47	31.2	87-240	.363	46-138	.333	54-62	.871	17	57	74	3.7	40	1	58	56	2	26	274	13.7		
12	LEXA, Athina	20-12	508:36	25.4	81-186	.435	26-77	.338	24-35	.686	15	53	68	3.4	39	0	23	57	2	14	212	10.6		
0	BROWN, Shaunae	20-20	581:35	29.1	61-155	.394	33-83	.398	12-19	.632	9	38	47	2.4	23	0	42	36	1	12	167	8.4		
23	JOSEPH, Erika	19-19	627:18	33.0	48-168	.286	25-86	.291	17-24	.708	13	34	47	2.5	40	1	30	37	4	7	138	7.3		
24	STUBBS, Cheyenne	20-1	436:05	21.8	41-118	.347	20-58	.345	13-18	.722	10	45	55	2.8	26	0	24	34	3	29	115	5.8		
2	GATTOZZI, Lydia	20-1	299:34	15.0	31-71	.437	6-19	.316	25-35	.714	14	23	37	1.9	17	0	8	32	0	5	93	4.7		
21	JACKSON, Kayla	15-11	261:27	17.4	23-52	.442	0-0	.000	11-24	.458	33	57	90	6.0	33	1	8	18	5	13	57	3.8		
5	VAATANEN, Ella	20-16	395:28	19.8	24-90	.267	15-48	.313	7-14	.500	20	36	56	2.8	40	1	5	29	25	11	70	3.5		
33	PORTER, Rhay	20-0	319:16	16.0	22-42	.524	0-1	.000	6-21	.286	36	66	102	5.1	54	2	9	29	30	10	50	2.5		
Team											39	34	73				23							
Total		20	4053		418-1122	.373	171-510	.335	169-252	.671	206	443	649	32.5	312	6	207	351	72	127	1176	58.8		
Opponents		20	4050		534-1210	.441	91-324	.281	226-338	.669	263	521	784	39.2	281	2	277	277	63	160	1385	69.3		

Team Statistics

	CANIS	OPP
Scoring	1176	1385
Points per game	58.8	69.3
Scoring margin	-10.5	-
Field goals-att	418-1122	534-1210
Field goal pct	.373	.441
3 point fg-att	171-510	91-324
3-point FG pct	.335	.281
3-pt FG made per game	8.6	4.6
Free throws-att	169-252	226-338
Free throw pct	.671	.669
F-Throws made per game	8.5	11.3
Rebounds	649	784
Rebounds per game	32.5	39.2
Rebounding margin	-6.8	-
Assists	207	277
Assists per game	10.4	13.9
Turnovers	351	277
Turnovers per game	17.6	13.9
Turnover margin	-3.7	-
Assist/turnover ratio	0.6	1.0
Steals	127	160
Steals per game	6.4	8.0
Blocks	72	63
Blocks per game	3.6	3.2
Winning streak	1	-
Home win streak	2	-
Attendance	3045	4352
Home games-Avg/Game	10-305	10-435
Neutral site-Avg/Game	-	0-0

Team Results

Date	Opponent		Score	Att.
12/19/2021	Saint Peter's	L	55-65	408
12/21/2021	Manhattan	L	63-85	404
01/09/2022	Niagara	Lot	86-87	337
01/13/2022	Rider	L	51-59	504
01/15/2022	Fairfield	L	37-73	505
01/20/2022	at Saint Peter's	L	55-74	250
01/22/2022	at Monmouth	L	48-60	342
01/24/2022	at Marist	L	44-57	1228
01/27/2022	Quinnipiac	L	53-62	0
01/29/2022	Siena	W	81-78	0
02/03/2022	at Iona	L	55-66	237
02/05/2022	at Fairfield	Lot	54-63	613
02/07/2022	at Quinnipiac	L	55-76	113
02/10/2022	Monmouth	L	52-62	422
02/12/2022	Marist	W	65-61	465
02/17/2022	at Manhattan	L	62-86	0
02/19/2022	at Rider	L	57-71	623
02/24/2022	at Siena	L	54-56	414
02/26/2022	at Niagara	L	78-82	532
03/05/2022	Iona	W	71-62	0

