



# WOMEN'S BASKETBALL GAME NOTES

Koessler Athletic Center ▶ 2001 Main Street ▶ Buffalo, N.Y. 14208 ▶ Phone: (716) 888-8266  
 gogriffs.com ▶ @GriffsWBB ▶ @MAACSports ▶ #Griffs ▶ #MAACHoops

## GOLDEN GRIFFINS

5-24  
OVERALL

3-17  
MAAC

—/—  
RANKS (AP/USA TODAY)



VS



14-15  
OVERALL

## HAWKS

9-11  
MAAC

—/—  
RANKS (AP/USA TODAY)

**Sahar Nusseibeh**  
HEAD COACH, 1<sup>ST</sup> SEASON

5-24 (.172)  
RECORD AT CANISIUS, 1<sup>ST</sup> SEASON

**Ginny Boggess**  
HEAD COACH, 1<sup>ST</sup> SEASON

14-15 (.483)  
RECORD AT MONMOUTH, 1<sup>ST</sup> SEASON

## 2021-22 SCHEDULE

DATE	OPPONENT	TV	TIME/RESULT
<b>NOVEMBER (2-4)</b>			
11/9	at Buffalo	ESPN3	L, 42-102
11/13	at Binghamton	ESPN3	L, 56-73
11/17	at St. Bonaventure	ESPN+	L, 59-67
11/20	<b>COLGATE</b>	ESPN3	W, 61-58
11/23	<b>DETROIT MERCY</b>	ESPN3	W, 64-55
11/27	<b>ROBERT MORRIS</b>	ESPN3	L, 43-57
<b>DECEMBER (0-5)</b>			
12/1	at Duquesne	ESPN+	L, 60-69
12/8	<b>YOUNGSTOWN STATE</b>	ESPN3	L, 66-69
12/15	at UAlbany	ESPN+	L, 46-65
12/19	<b>SAINT PETER'S*</b>	ESPN3	L, 55-65
12/21	<b>MANHATTAN*</b>	ESPN3	L, 63-85
<b>JANUARY (1-7)</b>			
1/9	<b>NIAGARA*</b>	ESPN3	L, 86-87 (OT)
1/13	<b>RIDER*</b>	ESPN3	L, 51-59
1/15	<b>FAIRFIELD*</b>	ESPN3	L, 37-73
1/20	at Saint Peter's*	ESPN+	L, 55-74
1/22	at Monmouth*	ESPN+	L, 48-60
1/24	at Marist*	ESPN3	L, 44-57
1/27	<b>QUINNIPIAC*</b>	ESPN3	L, 53-62
1/29	<b>SIENA*</b>	ESPN3	W, 81-78
<b>FEBRUARY (1-8)</b>			
2/3	at Iona*	ESPN+	L, 55-66
2/5	at Fairfield*	ESPN+	L, 54-63 (OT)
2/7	at Quinnipiac*	ESPN+	L, 55-76
2/10	<b>MONMOUTH*</b>	ESPN3	L, 52-62
2/12	<b>MARIST*</b>	ESPN3	W, 65-61
2/17	at Manhattan*	ESPN+	L, 62-86
2/19	at Rider*	ESPN3	L, 57-72
2/24	at Siena*	ESPN+	L, 54-56
2/26	at Niagara*	ESPN3	L, 78-82
<b>MARCH (1-0)</b>			
3/5	<b>IONA*</b>	ESPN3	W, 71-62
<b>2022 MAAC BASKETBALL CHAMPIONSHIP</b>			
Jim Whelan Boardwalk Hall (Atlantic City, N.J.)			
3/8	6-Monmouth	ESPN+	<b>TODAY</b>
3/10	3-Manhattan	ESPN+	12 p.m.
3/11	Semifinals	ESPN+	1:30 p.m.
3/12	Championship Game	ESPNNews	11 a.m.

*Home games in Bold and CAPS*  
 All times Eastern, subject to change

\* - Metro Atlantic Athletic Conference (MAAC) Game

## GAME NO.

30

## 11-CANISIUS VS. 6-MONMOUTH

Date: Tuesday, March 8, 2022  
 Location: Atlantic City, N.J.  
 Venue: Jim Whelan Boardwalk Hall (10,500)



**Play-by-Play:** Greg Mescall  
**Analyst:** Diane Nolan  
**Sideline:** Geoff Brault

## OPENING TIP

The 11th-seeded Canisius Golden Griffins square off against the No. 6 seed Monmouth in the First Round of the MAAC Women's Basketball Championship at Jim Whelan Boardwalk Hall in Atlantic City, N.J., this afternoon.

## LAST TIME OUT

A 30-point fourth quarter propelled Canisius to a 71-62 victory over Iona in the Golden Griffins' regular season finale Saturday afternoon on Senior Day at the Koessler Athletic Center.

Sophomore guard **DANI HASKELL** scored a team-high 21 points for Canisius. Junior guard **SHAUNAE BROWN** added 14 points and freshman guard **ATHINA LEXA** chipped in 11.

Senior forward **KAYLA JACKSON** hauled in 12 rebounds in the contest. It was the third time this year Jackson has recorded at least 10 rebounds in consecutive games. She is also the first Canisius player to record a double-digit rebounding total in consecutive games since freshman forward **RHAY PORTER** did so in January.

## SERIES HISTORY

Canisius and Monmouth are meeting for the 20th time this afternoon. The Hawks have a slight edge in the series, 10-9.

Monmouth swept the season series from the Griffs, winning 60-48 in West Long Branch on Jan. 22 and 62-52 on Feb. 10 in Buffalo.

It is the fourth time the two teams are meeting on a neutral site — all of which came at the MAAC Women's Basketball Championships when they were held at MVP Arena in Albany, N.Y.

Sophomore guard **DANI HASKELL** (14.0 PPG) and **ATHINA LEXA** (13.0 PPG) were the leading scorers against the Hawks this past season. Lexa scored 16 points in the last meeting between the two teams, while Haskell chipped in 15 points.



**Overall vs. Monmouth:** . . . . . Monmouth leads, 10-9  
**at Canisius:** . . . . . Canisius leads, 6-2  
**at Monmouth:** . . . . . Monmouth leads, 5-3  
**at Neutral Sites:** . . . . . Monmouth leads, 3-0  
**First Meeting:** . . . . . 1/10/14 at Monmouth — L, 56-64  
**Last Meeting:** . . . . . 2/10/22 at Canisius — L, 52-62  
**Last Victory:** . . . . . 2/22/20 at Canisius — W, 54-53

## SCOUTING REPORT



57.7	POINTS PER GAME >>	59.0
.367	<< FIELD GOAL PCT.	.376
.321	3-POINT FG PCT. >>	.293
.652	FREE THROW PCT. >>	.673
33.1	REBOUNDS PER GAME >>	38.1
10.1	<< ASSISTS PER GAME	12.8
3.3	BLOCKS PER GAME >>	3.6
6.4	<< STEALS PER GAME	7.3
69.0	<< SCORING DEFENSE	61.2
.437	<< FIELD GOAL DEFENSE	.396
.291	3-POINT FG DEFENSE >>	.273
-6.0	<< REBOUND MARGIN	+0.9
0.6	<< AST/TO RATIO	0.7

## LAST GAME'S STARTING FIVE

<b>0 BROWN</b> JR • GUARD	<b>5 VÄÄTÄNEN</b> GR • FORWARD	<b>14 HASKELL</b> SO • GUARD	<b>21 JACKSON</b> SR • FORWARD	<b>23 JOSEPH</b> SR • GUARD
MPG <b>29.3</b>	MPG <b>20.0</b>	MPG <b>31.3</b>	MPG <b>18.2</b>	MPG <b>34.0</b>
PPG <b>7.9</b>	PPG <b>3.4</b>	PPG <b>14.1</b>	PPG <b>4.5</b>	PPG <b>8.5</b>
FG% <b>35.3%</b>	FG% <b>27.6%</b>	FG% <b>36.4%</b>	FG% <b>44.6%</b>	FG% <b>32.4%</b>
RPG <b>2.3</b>	RPG <b>2.8</b>	RPG <b>3.9</b>	RPG <b>6.5</b>	RPG <b>2.9</b>
APG <b>2.2</b>	BPG <b>1.1</b>	APG <b>2.8</b>	SPG <b>0.9</b>	APG <b>1.4</b>

## COMMUNICATIONS

**MARSHALL HAIM**  
 Athletic Communications Graduate Assistant  
 Email: haimm@canisius.edu  
 Phone: (716) 465-4945 (mobile)

# 2021-22 CANISIUS WOMEN'S BASKETBALL ROSTER AND TV CHART

## NUMERICAL ROSTER

NO.	NAME	POS	HT	YEAR	HOMETOWN / PREVIOUS SCHOOL(S)	PRONUNCIATION
0	Shaunae Brown	G	5'5"	Jr.	Toronto, Ontario / J. Addison	Shaw-NAY
2	Lydia Gattozzi	G	5'10"	Fr.	Chardon, Ohio / Beaumont	Guh-TOE-zee
5	Ella Väättänen	F	6'1"	Gr.	Helsinki, Finland / Mäkelänrinne / LIU	VAH-ta-niñh
10	Giana Hernandez-Boulden	G	6'1"	So.	Hamilton, N.J. / Trenton Catholic Academy / Rhode Island	Boll-din
11	Hannah Dolan	G	5'10"	Fr.	Williamsville, N.Y. / Williamsville South / Northfield Mt. Hermon (Mass.)	DOH-lin
12	Athina Lexa	G	5'9"	Fr.	Thessaloniki, Greece / Hellenic College of Thessaloniki	Uh-theen-uh LEHK-suh
13	Xanthippi Karatasiou	G	5'9"	Fr.	Katerini, Greece / High School of Kontariotissa	Zan-thip-EE Care-uh-taas-you
14	Dani Haskell	G	5'6"	So.	Franklinville, N.Y. / Franklinville	Hass-KULL
15	Èlia Páez	G	5'9"	Fr.	Sabadell, Spain / Escola Pia Sabadell	EH-lee-uh PIES
20	Jane McCauley	G	5'9"	Jr.	New Rochelle, N.Y. / The Ursuline School / Vermont	muh-KAHL-lee
21	Kayla Jackson	F	5'11"	Sr.	Rochester, N.Y. / Aquinas Institute / UMBC	
23	Erika Joseph	G	5'8"	Sr.	Toronto, Ontario / J. Addison	
24	Cheyenne Stubbs	G	5'5"	Fr.	Bradenton, Fla. / Braden River	SHY-ann
33	Rhay Porter	F	6'1"	Fr.	Scotia, N.Y. / Wilbraham and Monson Academy (Mass.)	Ray

## COACHING & SUPPORT STAFF

**HEAD COACH:** Sahar Nusseibeh (American '09), 1st season (Suh-HAR new-SAY-bey)









**ASSISTANT COACH:** Jared Zeidman (Quinnipiac '08), 1st season (ZIGHD-mihn - rhymes with sighed)

**ASSISTANT COACH:** Krista Beechy (Grove City '10), 1st season (BEACH-ee)


**ACADEMIC & OPERATIONS COACH:** Ben Lober (Michigan State '20), 2nd Season

**ATHLETIC TRAINER:** Taylor Kenney (SUNY Cortland '19), 2nd season at Canisius, 1st with program

## GLOBAL OUTLOOK

 <b>New York</b>	<b>5</b>	 <b>Finland</b>	<b>1</b>	 <b>Ohio</b>	<b>1</b>
 <b>Greece</b>	<b>2</b>	 <b>Florida</b>	<b>1</b>	 <b>Spain</b>	<b>1</b>
 <b>Ontario</b>	<b>2</b>	 <b>New Jersey</b>	<b>1</b>		

## TELEVISION CHART



**0** SHAUNAE BROWN Jr. • G • 5'5" Toronto, Ontario

**2** LYDIA GATTOZZI Fr. • G • 5'10" Chardon, Ohio

**5** ELLA VÄÄTTÄNEN Gr. • F • 6'1" Helsinki, Finland

**10** GIANA HERNANDEZ-BOULDEN So. • G • 6'1" Hamilton, N.J.

**11** HANNAH DOLAN Fr. • G • 5'10" Williamsville, N.Y.

**12** ATHINA LEXA Fr. • G • 5'9" Thessaloniki, Greece

**13** XANTHIPPI KARATASIOU Fr. • G • 5'9" Katerini, Greece



**14** DANI HASKELL So. • G • 5'6" Franklinville, N.Y.

**15** ÈLIA PÁEZ Fr. • G • 5'9" Sabadell, Spain

**20** JANE MCCAULEY Jr. • G • 5'9" New Rochelle, N.Y.

**21** KAYLA JACKSON Sr. • F • 5'11" Rochester, N.Y.

**23** ERIKA JOSEPH Sr. • G • 5'8" Toronto, Ontario

**24** CHEYENNE STUBBS Fr. • G • 5'5" Bradenton, Fla.

**33** RHAY PORTER Fr. • F • 6'1" Scotia, N.Y.



**SAHAR NUSSSEIBEH** Head Coach • 1st Season American '09

**JARED ZEIDMAN** Assistant Coach • 1st Season Quinnipiac '08

**KRISTA BEECHY** Assistant Coach • 1st Season Grove City '10

**BEN LOBER** Academic & Ops Coach • 2nd Season Michigan State '20

**TAYLOR KENNEY** Athletic Trainer • 1st Season SUNY Cortland '19



# 2021-22 CANISIUS WOMEN'S BASKETBALL GAME NOTES

## GRIFFS TRENDS

### NUSSEIBEH

CATEGORY	2021-22	ERA
Overall	5-24	5-24
MAAC	3-17	3-17
Non-Conference	2-7	2-7
vs. Power 5	0-0	0-0
vs. Non-Power 5	2-7	2-7
Home	5-9	5-9
Away	0-15	0-15
Neutral	0-0	0-0
Day Games (before 5 p.m.)	4-10	4-10
Night Games (5 p.m. or later)	1-14	1-14
November	2-4	2-4
December	0-5	0-5
January	1-7	1-7
February	1-8	1-8
March	1-0	1-0
Leading at Halftime	4-6	4-6
Trailing at Halftime	1-17	1-17
Tied at Halftime	0-1	0-1
Leading with 5:00 Left	4-2	4-2
Trailing with 5:00 Left	1-22	1-22
Tied with 5:00 Left	0-0	0-0
In Overtime	0-2	0-2
Canisius Outrebounds Opponent	2-7	2-7
Opponent Outrebounds Canisius	3-17	3-17
Teams Tied in Rebounds	0-0	0-0
Canisius Has More Turnovers	4-18	4-18
Opponent Has More Turnovers	1-5	1-5
Teams Tied in Turnovers	0-1	0-1
Canisius Has More FT Attempts	5-5	5-5
Opponent Has More FT Attempts	0-17	0-17
Teams Tied in FT Attempts	0-2	0-2
Canisius Shoots 50% or Higher	1-0	1-0
Canisius Shoots Less than 50%	4-24	4-24
Canisius Outshoots Opponent	3-5	3-5
Opponent Outshoots Canisius	2-19	2-19
Teams Tied in FG%	0-0	0-0
Canisius Bench Outscores Opponent	1-7	1-7
Opponent Bench Outscores Canisius	2-17	2-17
Canisius is Tied in Bench Points	2-0	2-0
Canisius Scores 59 Points or Less	0-18	0-18
Canisius Scores 60-69 Points	3-4	3-4
Canisius Scores 70-79 Points	1-1	1-1
Canisius Scores 80-89 Points	1-1	1-1
Canisius Scores 90-99 Points	0-0	0-0
Canisius Scores 100+ Points	0-0	0-0
Canisius Allows 59 Points or Less	2-4	2-4
Canisius Allows 60-69 Points	2-10	2-10
Canisius Allows 70-79 Points	1-5	1-5
Canisius Allows 80-89 Points	0-4	0-4
Canisius Allows 90-99 Points	0-0	0-0
Canisius Allows 100+ Points	0-1	0-1

### MISCELLANEOUS STREAKS

Consecutive Games with a 3-PT FG	311
Consecutive Games Holding Opponent Under 100 Pts	28
100-Point Games in Program History	12
100-Point Games Under Sahar Nusseibeh	0
Canisius' All-Time OT Record	27-24
Canisius' Last OT Game	2/5/22 at Fairfield — L, 54-63 (OT)

## NUMBERS TO KNOW

1

Canisius leads the MAAC and is ranked 32nd nationally in 3-point field goals per game this season, averaging 8.1 per contest. This afternoon's opponent, Monmouth, is second in the MAAC with its 6.3 figure, which is tied with William & Mary for 118th.

Graduate student **ELLA VÄÄTÄNEN** recorded her seventh multi-block performance of the season Thursday at Siena. Along with freshman **RHAY PORTER**'s 11 multi-block games, it is the first time the Griffis have had two players with at least seven multi-block performances since **ASHLEY WILKES** (10) and **JEN LENNOX** (7) in 2012-13.

10

Three freshmen have recorded multiple 10-point performances this season for the Griffis: **ATHINA LEXA** (11), **LYDIA GATTOZZI** (4) and **CHEYENNE STUBBS** (3). It is the first time since 2010-11 there has been at least three freshmen with multiple 10-point games (**JAMIE RUTLE** - 12, **JEN MORABITO** - 8, **JEN LENNOX** - 3, **COURTNEY VANDEBOVENKAMP** - 3).

Freshman **ATHINA LEXA** and sophomore **DANI HASKELL** are averaging north of 14 points per game over their last five games. Haskell's 15.2 average leads the team during the span. Lexa is averaging 14.6 points and has made 45.6 percent of her shots (26-of-57), including 45.8 percent of her 3-point attempts (11-of-24).

311

Canisius has made a 3-pointer in each of its last 311 games. The last time the Griffis did not make a 3-pointer was in a 66-56 loss to Iona on Feb. 18, 2011, which snapped a then-NCAA record of 510 consecutive games with at least one made 3-pointer. Dating back to the 1993-94 season, the Griffis have made a 3-pointer 820 of its last 821 games.

## GUARD - #14 DANI HASKELL



Sophomore **DANI HASKELL** netted a team-high 21 points in Canisius' victory over Iona on Saturday. Haskell is the first Golden Griffin with consecutive 20-point games since **D'JHAI PATTERSON-RICKS** in 2019-20.

## WHAT IS A GRIFFIN?

The Griffin is a mythical creature of supposed gigantic size that has the head, forelegs and wings of an eagle and the hindquarters, tail and ears of a lion. They are well known for their speed, ability to fly and having eyes like an eagle as well as the strength and courage of a lion.

Griffins have been known for centuries as symbols of strength and vigilance, have been called "The Hounds of Zeus" in Greek mythology and are said to have mastery of both the land and sky.

They are thought to be from India, where the natives of the land made their talons and claws into drinking cups because the talon of a Griffin was said to detect poison in a liquid. Griffins would find gold in the mountains and line their nests with it and as a result, were forced to become great guardians of the nests to keep the hunters away.



# 2021-22 CANISIUS WOMEN'S BASKETBALL GAME NOTES



## AROUND THE MAAC

### 2021-22 PLAYERS OF THE WEEK

<b>Nov. 15</b>	Player .....	Zaria Shazer (Marist)
	Rookie .....	Aaliyah Parker (Niagara)
<b>Nov. 24</b>	Player .....	Courtney Warley (Manhattan)
	Rookie .....	Aaliyah Parker (Niagara)
<b>Nov. 29</b>	Player .....	Lou Lopez-Senechal (Fairfield)
	Rookie .....	Bella Nascimento (Manhattan)
<b>Dec. 6</b>	Player .....	Raphaella Toussaint (Rider)
	Rookie .....	<b>Lydia Gattozzi (Canisius)</b>
<b>Dec. 13</b>	Player .....	Dee Dee Davis (Manhattan)
	Rookie .....	Aaliyah Parker (Niagara)
<b>Dec. 20</b>	Player .....	Kendrea Williams (Saint Peter's)
	Rookie .....	Petra Juric (Manhattan)
<b>Dec. 27</b>	Player .....	Kendrea Williams (Saint Peter's)
	Co-Rookie .....	<b>Cheyenne Stubbs (Canisius)</b>
	Co-Rookie .....	Siobhan Boylean (Marist)
<b>Jan. 3</b>	Player .....	Lou Lopez-Senechal (Fairfield)
<b>Jan. 10</b>	Player .....	Lou Lopez-Senechal (Fairfield)
	Rookie .....	<b>Cheyenne Stubbs (Canisius)</b>
<b>Jan. 17</b>	Player .....	Lenaehja Evans (Rider)
	Rookie .....	Imani Harris (Siena)
<b>Jan. 24</b>	Player .....	Amani Free (Quinnipiac)
	Rookie .....	Aaliyah Parker (Niagara)
<b>Jan. 31</b>	Co-Player ..	Mackenzie DeWees (Quinnipiac)
	Co-Player ..	Rayshel Brown (Siena)
	Rookie .....	Aaliyah Parker (Niagara)
<b>Feb. 7</b>	Player .....	Mikala Morris (Quinnipiac)
	Rookie .....	Jackie Grisdale (Quinnipiac)
<b>Feb. 14</b>	Player .....	Kassondra Brown (Saint Peter's)
	Rookie .....	Aaliyah Parker (Niagara)
<b>Feb. 21</b>	Player .....	Mikala Morris (Quinnipiac)
	Rookie .....	Aaliyah Parker (Niagara)
<b>Feb. 28</b>	Player .....	Kassondra Brown (Saint Peter's)
	Rookie .....	Aaliyah Parker (Niagara)
<b>March 7</b>	Player .....	Dee Dee Davis (Manhattan)
	Rookie .....	Petra Juric (Manhattan)

### POSTSEASON HONORS

#### All-MAAC First Team

Player .....	School
Lou Lopez-Senechal (Unanimous) .....	Fairfield
Dee Dee Davis .....	Manhattan
Courtney Warley .....	Manhattan
Angel Parker (Unanimous) .....	Niagara
Mackenzie DeWees .....	Quinnipiac

#### All-MAAC Second Team

Player .....	School
Juana Camilion .....	Iona
Stella Clark .....	Monmouth
Mikala Morris .....	Quinnipiac
Kassondra Brown .....	Saint Peter's
Kendrea Williams .....	Saint Peter's
Rayshel Brown .....	Siena

#### All-MAAC Third Team

Player .....	School
<b>Dani Haskell</b> .....	<b>Canisius</b>
Callie Cavanaugh .....	Fairfield
Rachel Hakes .....	Fairfield
Brazil Harvey-Carr .....	Manhattan
Lenaehja Evans .....	Rider

#### All-MAAC Rookie Team

Player .....	School
<b>Athina Lexa</b> (Unanimous) .....	<b>Canisius</b>
Petra Juric .....	Manhattan
Aaliyah Parker (Unanimous) .....	Niagara
Jackie Grisdale .....	Quinnipiac
Imani Harris .....	Siena

## 2021-22 MAAC WOMEN'S BASKETBALL STANDINGS

Standings through games played on March 5, 2022

SCHOOL	MAAC		OVERALL		H	A	N	STRK	NET
	W-L	PCT	W-L	PCT					
<b>y</b> -Fairfield	19-1	.950	22-6	.786	11-1	10-4	1-1	W12	117
<b>x</b> -Quinnipiac	14-6	.700	19-10	.655	11-3	8-7	0-0	W1	135
<b>x</b> -Manhattan	14-6	.700	19-10	.655	11-2	8-6	0-2	W2	182
<b>x</b> -Niagara	11-9	.550	14-14	.500	9-4	5-10	0-0	W2	255
<b>x</b> -Siena	10-10	.500	10-18	.357	6-7	4-11	0-0	W2	266
Monmouth	9-11	.450	14-15	.483	8-6	6-9	0-0	L1	265
Saint Peter's	9-11	.450	12-17	.414	8-6	4-11	0-0	L3	267
Iona	8-12	.400	10-15	.400	6-7	4-8	0-0	L2	269
Rider	7-13	.350	9-20	.310	4-9	5-10	0-1	L2	290
Marist	6-14	.300	8-20	.286	6-8	2-12	0-0	L3	292
<b>Canisius</b>	<b>3-17</b>	<b>.150</b>	<b>5-24</b>	<b>.172</b>	<b>5-9</b>	<b>0-15</b>	<b>0-0</b>	<b>W1</b>	<b>331</b>

NOTE: x-Denotes clinched First-Round bye; y-Denotes clinched regular-season title

## 2021-22 MAAC WOMEN'S BASKETBALL STATISTICS

Statistics through games played on March 5, 2022

### Scoring Offense

	Team	G	W-L	Pts	AVG
1.	Niagara	28	14-14	1998	71.36
2.	Quinnipiac	29	19-10	1976	68.14
3.	Manhattan	29	19-10	1917	66.10
4.	Fairfield	28	22-6	1800	64.29
5.	Saint Peter's	29	12-17	1738	59.93
6.	Monmouth	29	14-15	1711	59.00
7.	Rider	29	9-20	1690	58.28
8.	Siena	28	10-18	1622	57.93
9.	Canisius	29	5-24	1673	57.69
10.	Iona	25	10-15	1391	55.64
11.	Marist	28	8-20	1499	53.54

### Scoring Defense

	Team	G	Pts	AVG
1.	Fairfield	28	1591	56.82
2.	Iona	25	1462	58.48
3.	Quinnipiac	29	1731	59.69
4.	Siena	28	1686	60.21
5.	Marist	28	1699	60.68
6.	Monmouth	29	1776	61.24
7.	Manhattan	29	1780	61.38
8.	Saint Peter's	29	1794	61.86
9.	Rider	29	1837	63.34
10.	Canisius	29	2000	68.97
11.	Niagara	28	2061	73.61

### Scoring Margin

	Team	G	Off	Def	Margin
1.	Quinnipiac	29	68.14	59.69	+8.45
2.	Fairfield	28	64.29	56.82	+7.46
3.	Manhattan	29	66.10	61.38	+4.72
4.	Saint Peter's	29	59.93	61.86	-1.93
5.	Monmouth	29	59.00	61.24	-2.24
6.	Niagara	28	71.36	73.61	-2.25
7.	Siena	28	57.93	60.21	-2.29
8.	Iona	25	55.64	58.48	-2.84
9.	Rider	29	58.28	63.34	-5.07
10.	Marist	28	53.54	60.68	-7.14
11.	Canisius	29	57.69	68.97	-11.28

### Free Throw Percentage

	Team	G	FTM	FTA	Pct.
1.	Fairfield	28	279	377	.740
2.	Quinnipiac	29	306	425	.720
3.	Rider	29	275	382	.720
4.	Saint Peter's	29	380	530	.717
5.	Manhattan	29	361	506	.713
6.	Marist	28	273	403	.677
7.	Niagara	28	384	568	.676
8.	Monmouth	29	255	379	.673
9.	Canisius	29	253	388	.652
10.	Siena	28	270	420	.643
11.	Iona	25	171	274	.624

### Field Goal Percentage

	Team	G	FGM	FGA	Pct.
1.	Fairfield	28	682	1616	.422
2.	Quinnipiac	29	748	1803	.415
3.	Iona	25	548	1336	.410
4.	Manhattan	29	715	1786	.400
5.	Rider	29	618	1574	.393
6.	Niagara	28	726	1900	.382
7.	Monmouth	29	637	1695	.376
8.	Siena	28	611	1648	.371
9.	Saint Peter's	29	612	1662	.368
10.	Canisius	29	593	1615	.367
11.	Marist	28	548	1574	.348

### Field Goal Percentage Defense

	Team	G	FGM	FGA	Pct.
1.	Quinnipiac	29	632	1701	.372
2.	Rider	29	668	1785	.374
3.	Manhattan	29	661	1765	.375
4.	Saint Peter's	29	626	1670	.375
5.	Fairfield	28	597	1561	.382
6.	Marist	28	630	1634	.386
7.	Siena	28	590	1527	.386
8.	Monmouth	29	682	1721	.396
9.	Iona	25	537	1349	.398
10.	Canisius	29	768	1758	.437
11.	Niagara	28	778	1673	.465



# 2021-22 CANISIUS WOMEN'S BASKETBALL GAME NOTES

## ALL-MAAC HONORS

Sophomore guard **DANI HASKELL** and freshman **ATHINA LEXA** both received All-MAAC honors on Monday morning. Haskell earned All-MAAC Third Team honors after averaging 14.1 points over 29 games, which ranked as the eighth-best by a MAAC player this season. The Franklinville, N.Y., native shot 36 percent from the floor and 30 percent from beyond the 3-point arc. The 5-foot-6 guard averaged 2.14 made 3-pointers per game, trailing Rider's **MAKAYLA FIREBAUGH** for first (2.21). Haskell also converted a MAAC-best 87.2 percent of her free throw attempts (82-of-94).

Lexa was named to the All-MAAC Rookie Team – one of two unanimous selections, joining Niagara's **AALIYAH PARKER**. The Thessaloniki, Greece, native averaged 8.3 points in 27 appearances with the Golden Griffins. She shot at a 42 percent clip for the season and made 32 percent of her 3-point shots.

The 5-foot-9 guard is the first Canisius player to earn All-Rookie Team honors since **DANIELLE SANDERLIN** during the 2017-18 season.

## IT'S RAINING THREES!

The Griffis have made 234 shots from beyond the arc this season, ranking second in team history.

Entering this afternoon's game, the team is 18 3-pointers shy of tying the program record set during the 2008-09 season (252).

It is the fifth time since the 3-point line was instituted that the team has eclipsed 200 made shots from beyond the arc.

Canisius made 12 3-pointers last Saturday at Niagara, marking the eighth time this year the Griffis have made at least 10 shots from beyond the arc.

The eight games with a double-digit 3-point total is now the most in program history since the NCAA implemented the 3-point line.

This year's squad broke the record previously established by the 2008-09 team, who had seven such games over 33 games.

## NO SOPHOMORE SLUMP

With her 21-point performance Saturday against Iona, sophomore guard **DANI HASKELL** surpassed the 400-point mark on the season. She became the first Golden Griffin to score at least 400 points in a season since **D'JHAI PATTERSON-RICKS** (432) in 2019-20.

Her 408 points are the fourth-most scored by a sophomore in Canisius' Division I era. Haskell surpassed **BRITTANÉ RUSSELL** (391 in 2007-08) on Saturday.

Along with her point total, Haskell also ranks in the top-5 in made 3-pointers in a season by a sophomore. Her 62 made shots from beyond the arc rank are tied for the fourth-most by a Canisius sophomore with **CHERI WITTLIEB** (62 in 2003-04).

**HEATHER FIORE** holds the sophomore record with 76 made triples during the 1994-95 season. **JEN MORABITO** (65 in 2011-12) and **AMANDA CAVO** (64 in 2006-07) round out those ahead of Haskell.

## MAKING THE FREE ONES

Sophomore **DANI HASKELL** has tentatively etched her name in the Canisius record book for her stellar shooting from the free-throw line.

Her .883 career free throw percentage (98-of-111) is the highest by a Golden Griffin with a minimum of 75 made free throws. **JEN MORABITO** is second with an .873 percentage from the charity stripe (124-of-142) in her 77 career games.

Haskell's .872 percentage this season at free-throw line (82-of-94) ranks sixth all-time in a single season (min. 45 makes). **ASHLEY DURHAM** has the single-season record for free throw percentage in 2012-13 (84-of-94 - .894).

## NEW ROLE, NO PROBLEMS

Freshman **ATHINA LEXA** has stepped up offensively over her last 15 games, earning a start in 12 of them.

Over those contests, Lexa has netted at least eight points in all but one game and has posted a double-digit point total in 10 contests.

During the stretch, Lexa has averaged 12.9 points, 4.1 rebounds and 1.4 assists in an average of 28:14 of game action. She is also shooting 44.2 percent from the floor (73-of-165) and 34.3 percent from 3-point range (23-of-67) during the span.

## HASKELL NETS 20-PLUS

2002Fairfield's **LOU LOPEZ-SÉNÉCHAL** leads the conference with 15 such games. Manhattan's **DEE DEE DAVIS** has 12 and Niagara's **ANGEL PARKER** has 11 to rank second and third, respectively, in the MAAC.

Saint Peter's' **KENDREA WILLIAMS** and **KASSONDR A BROWN** both have eight 20-point games tied for the fourth-most games.

## RECORD BOOK

### SINGLE-SEASON 3-POINT FG MADE

Season	GP	3-FGM
2008-09	33	252
<b>2021-22</b>	<b>29</b>	<b>234</b>
2009-10	31	218
2002-03	30	201
2015-16	30	200

Season	GP	MADE 3-FG	GMS
<b>2021-22</b>	<b>29</b>	<b>8</b>	
2008-09	33	7	
2009-10	31	5	

## RECORD BOOK

### SOPHOMORE SCORING LEADERS

*Division I Era*

Rk	Player	Season	PTS
1.	Shauna Geronzin	1999-00	595
2.	Heather Fiore	1994-95	483
3.	Sara Hinriksdóttir	2016-17	453
<b>4.</b>	<b>Dani Haskell</b>	<b>2021-22</b>	<b>408</b>
5.	Brittané Russell	2007-08	391

## RECORD BOOK

### CAREER FREE THROW PERCENTAGE

*Minimum: 75 made FTs*

Player	GP	FTM	FTA	FT%
<b>Dani Haskell</b>	<b>34</b>	<b>98</b>	<b>111</b>	<b>.883</b>
Jen Morabito	77	124	142	.873
Marie Warner	33	110	131	.840
Ashley Durham	55	319	381	.837

## LEXA'S FILE

### STATS BY MONTH AND ROLE

Month	GP	MPG	PPG	RPG	FG%	3-FG%
First 2	9	13.6	2.4	0.9	42.9%	18.2%
Last 3	18	26.7	11.3	3.7	43.3%	34.2%

Role	GP	MPG	PPG	RPG	FG%	3-FG%
Start	12	29.1	13.3	4.0	42.6%	32.8%
Bench	15	16.9	4.3	1.7	44.8%	30.8%

## 20-POINT GAMES

### 20-POINT GAMES BY MAAC PLAYERS

Player	Team	Games
Lou Lopez-Sénéchal	Fairfield	15
Dee Dee Davis	Manhattan	12
Angel Parker	Niagara	11
Kassondra Brown	Saint Peter's	8
Kendrea Williams	Saint Peter's	8
<b>Dani Haskell</b>	<b>Canisius</b>	<b>7</b>

## CANISIUS STATISTICALLY...



IN TOP-150



IN MAAC

## STATISTIC RANKINGS

(Through games completed on 3/6/22)

	STAT	NCAA	MAAC
ASSIST/TO RATIO	0.56	—	11th
ASSISTS	292	—	10th
ASSISTS PER GAME	10.1	—	11th
BLOCKED SHOTS	95	T-143rd	5th
BLOCKS PER GAME	3.3	—	5th
FEWEST FOULS	451	T-139th	5th
FEWEST TURNOVERS	524	—	7th
FIELD GOAL PCT.	.367	—	10th
FIELD GOAL DEFENSE	.437	—	10th
FREE THROW ATT.	388	—	7th
FREE THROWS MADE	253	—	10th
FREE THROW PCT.	.652	—	9th
FOULS PER GAME	15.6	T-110th	4th
REBOUND MARGIN	-6.0	—	9th
TOTAL REBOUNDS	959	—	7th
REBOUNDS PER GAME	33.07	—	9th
SCORING DEFENSE	69.0	—	10th
SCORING MARGIN	-11.3	—	11th
SCORING OFFENSE	57.7	—	9th
STEALS	185	—	11th
STEALS PER GAME	6.4	—	11th
3-POINT FG DEFENSE	.291	92nd	4th
3-POINT FG ATTEMPTS	730	27th	1st
3-POINT FG MADE	234	33rd	1st
3-POINT FG PER GAME	8.1	32nd	1st
3-POINT FG PCT	.321	113th	2nd
TURNOVER MARGIN	-3.97	—	11th
TURNOVERS FORCED	14.10	—	11th
TURNOVERS PER GAME	18.1	—	6th

## INDIVIDUAL (ALL GAMES)

		NCAA	MAAC
<b>BLOCKED SHOTS</b>			
Rhay Porter	40	T-84th	4th
<b>BLOCKS PER GAME</b>			
Rhay Porter	1.43	T-93rd	4th
Ella Väättänen	1.07	—	7th
<b>FINAL POINTS</b>			
Dani Haskell	408	—	7th
<b>FREE THROW PERCENTAGE</b>			
Dani Haskell	.872	24th	1st
<b>MINUTES PLAYED PER GAME</b>			
Erika Joseph	34.03	142nd	5th
<b>POINTS PER GAME</b>			
Dani Haskell	14.1	—	8th
<b>3-POINT FIELD GOAL ATTEMPTS</b>			
Dani Haskell	205	T-27th	2nd
<b>3-POINT FIELD GOALS MADE</b>			
Dani Haskell	62	T-79th	2nd
<b>3-POINT FIELD GOALS MADE PER GAME</b>			
Dani Haskell	2.14	T-97th	2nd
<b>3-POINT FIELD GOAL PERCENTAGE</b>			
Dani Haskell	.302	—	3rd



# 2021-22 CANISIUS WOMEN'S BASKETBALL GAME NOTES

## PLAYER ACCOMPLISHMENTS

10+ POINTS	'21-22	RECORD	CAREER	RECORD
Shaunae Brown	12	2-10	16	2-14
Lydia Gattozzi	4	1-3	4	1-3
Ella Väättänen	1	0-1	2	0-2
Athina Lexa	11	3-8	11	3-8
Dani Haskell	25	5-20	28	5-23
Jane McCauley	1 (at UVM)	0-1 (at UVM)	1	0-1
Kayla Jackson	1	1-0	4	2-2
Erika Joseph	12	2-10	13	2-11
Cheyenne Stubbs	3	1-2	3	1-2

10+ REBOUNDS	'21-22	RECORD	CAREER	RECORD
Kayla Jackson	6	2-4	8	2-6
Rhay Porter	3	1-2	3	1-2

20+ POINTS	'21-22	RECORD	CAREER	RECORD
Dani Haskell	7	3-4	7	3-4
Athina Lexa	2	1-1	2	1-1

LED IN SCORING	'21-22	RECORD	CAREER	RECORD
Shaunae Brown	6	0-6	7	0-7
Lydia Gattozzi	1	0-1	1	0-1
Athina Lexa	6	1-5	6	1-5
Dani Haskell	14	3-11	17	3-14
Jane McCauley	1 (at UVM)	0-1 (at UVM)	1	0-1
Erika Joseph	3	0-3	3	0-3

LED IN REBOUNDS	'21-22	RECORD	CAREER	RECORD
Shaunae Brown	1	0-1	2	0-2
Ella Väättänen	1	0-1	2	0-2
Dani Haskell	4	0-4	4	0-4
Athina Lexa	2	0-2	2	0-2
Kayla Jackson	11	2-9	20	4-16
Erika Joseph	1	0-1	3	0-3
Cheyenne Stubbs	1	0-1	1	0-1
Rhay Porter	9	3-6	9	3-6

LED IN ASSISTS	'21-22	RECORD	CAREER	RECORD
Shaunae Brown	10	2-8	13	2-11
Lydia Gattozzi	1	0-1	1	0-1
Ella Väättänen	1	0-1	1	0-1
Athina Lexa	3	1-2	3	1-2
Dani Haskell	15	3-12	16	3-13
Kayla Jackson	1	0-1	3	0-3
Erika Joseph	1	0-1	7	1-6
Cheyenne Stubbs	4	0-4	4	0-4

LED IN STEALS	'21-22	RECORD	CAREER	RECORD
Shaunae Brown	5	0-5	7	0-7
Lydia Gattozzi	2	1-1	2	1-1
Ella Väättänen	3	0-3	10	2-8
Athina Lexa	6	1-5	6	1-5
Dani Haskell	11	1-11	12	1-11
Jane McCauley	—	—	1	1-0
Kayla Jackson	6	1-5	12	1-11
Erika Joseph	2	1-1	5	2-3
Cheyenne Stubbs	8	1-7	8	1-7
Rhay Porter	3	0-3	3	0-3

LED IN BLOCKS	'21-22	RECORD	CAREER	RECORD
Shaunae Brown	—	—	1	0-1
Lydia Gattozzi	2	0-2	2	0-2
Ella Väättänen	10	1-10	28	6-22
Athina Lexa	1	0-1	1	0-1
Dani Haskell	1	0-1	1	0-1
Kayla Jackson	3	1-2	9	2-7
Erika Joseph	2	0-2	6	0-6
Cheyenne Stubbs	1	0-1	1	0-1
Rhay Porter	15	3-12	15	3-12

## THREE-POINT RELIANCE

Canisius has scored 702 of its 1673 points (42.0 percent) this season from beyond the 3-point line, ranking as the fifth-highest among Division I programs. Florida Gulf Coast (44.2 percent), Dixie State (43.0 percent), Middle Tennessee (42.2 percent) and North Alabama (42.1 percent) have higher percentages.

This afternoon's opponent, Monmouth, is second in the MAAC and 85th nationally with 31.9 percent of its points (546 of 1711) coming from beyond the arc.

Dating back to the beginning of the 2020-21 season, the Griffs have had a reliance on the 3-pointer, scoring 41.8 percent of its 1916 points (801) from 3-point field goals. That total ranks as the third-highest percentage for a Division I program, trailing Florida Gulf Coast (43.8 percent) and Dixie State (42.3 percent).

Rider is the closest MAAC program to the Griffs, ranking 88th with 31.5 percent (972 of 3088 points).

## PROTECTING THE RIM

Freshman **RHAY PORTER** (1.4 BPG) and graduate student **ELLA VÄÄTTÄNEN** (1.1 BPG) are two of 20 Canisius players in program history to record at least one block per game.

They are the third pair of teammates to have at least one block per game in the same season. Porter and Väättänen join **MARY ACHRAMOVITCH** (3.6 BPG) and **KARA HAUN** (1.1 BPG) in 1982-83 and **ASHLEY WILKES** (1.2 BPG) and **JEN LENNOX** (1.1 BPG) in 2012-13.

Freshman forward **RHAY PORTER** logged her 29th block of the season against Siena on Jan. 29, becoming Canisius' Division I freshman block record holder, besting **JEN LENNOX**'s record (28 in 2010-11).

With two blocks against Niagara on Feb. 26, freshman **RHAY PORTER** recorded her 12th multi-block performance of the season. The 12 games with two-plus blocks are the most by a Golden Griffin since **LAURA (GRANZOW) BUETOW** logged 15 games with multiple rejections during the 2007-08 season.

## PORTER'S BLOCK PARTY

Freshman **RHAY PORTER** blocked six shots in Canisius' Jan. 9 overtime loss to Niagara, tying the program's Division I record. She became the third player in the Division I era to accomplish the feat, joining **CINDY ULREICH** (Jan. 15, 1987 vs. Queens) and **LENNOX** (Jan. 20, 2013 vs. Rider).

Porter's six blocks are tied for the third-most rejections by a first-year player at the Division I level this season. Only North Alabama's **SKYLER GILL** (eight blocks on Feb. 3 against Jacksonville) and USC's **RAYAH MARSHALL** (seven blocks against Arizona on Feb. 26) had higher totals.

DePaul's **ANEESAH MORROW**, Northwestern's **CAILEIGH WALSH**, Marshall, LIU's **TAYRA EKE**, Texas Tech's **KADIJA FAYE**, Tulsa's **TEMIRE PONDEXTER**, Chattanooga's **KARSEN MURPHY** and Ohio State's **TAYLOR THIERRY** have the other six-block games.

In addition to the six blocks, Porter had 10 rebounds in the contest. She is one of two Division I freshmen with 10+ rebounds and 6+ blocks in a game this season, joining Gill (12 rebounds, 8 blocks).

Porter is one of 10 freshmen this year with at least 40 blocked shots.

## HASKELL'S SUCCESS FROM DEEP

Sophomore **DANI HASKELL** matched her career high for 3-pointers (5) on Feb. 17 at Manhattan. It is the third time this season Haskell has made five triples in a game, also doing so on Nov. 23 against Detroit Mercy and Jan. 29 against Siena.

Haskell is one of three players (fifth occurrence) to record at least five 3-pointers in three games in a season. She is the first Griff to accomplish the feat since **AMANDA CAVO** had three such games during the 2008-09 season. Cavo also did so in the 2005-06 and 2007-08 seasons. **JILL KNAPIC** is the other Griff, having three performances in 2000-01.

In 34 career games, Haskell has recorded a 3-point field goal in 30 contests (88.2 percent). Her percentage is the highest in program history dating back to 2000-01. **KAYLA HOOHULI** has the second-highest average, making a 3-pointer in 106 of her 121 collegiate games (87.6 percent).

## 3-POINTERS

### PERCENT OF POINTS OFF 3-POINTERS

Last Two Seasons

Program	PTS	3P PTS	%3P
Florida Gulf Coast	4183	1833	43.8%
Dixie St.	1679	711	42.3%
Canisius	1916	801	41.8%
Lehigh	3071	1272	41.4%
UC San Diego	2468	1020	41.3%
Valparaiso	3371	1389	41.2%
Creighton	3537	1449	41.0%
Iowa State	4477	1788	39.9%
Middle Tennessee	3750	1497	39.9%
UC Davis	2482	963	38.8%

## RECORD BOOK

### 1+ BPG IN SAME SEASON

Season	Player	BPG	Player	BPG
'82-83	Achramovitch	3.2	Haun	1.1
'12-13	Wilkes	1.2	Lennox	1.1
'21-22	Porter	1.4	Väättänen	1.1

## SUPERLATIVES

### FRESHMEN WITH 40+ BLOCKS

Through games played on 3/6

Player	School	BLK
Rayah Marshall	USC	71
Skyler Gill	North Alabama	67
Maria Gakdeng	Boston College	64
Aneesah Morrow	DePaul	56
Anastasiia Boldyрева	Middle Tenn.	47
Marie Kiefer	Ball State	45
Tayra Eke	LIU	43
Temira Pondexter	Tulsa	41
Rhay Porter	Canisius	40
Caileigh Walsh	Northwestern	40

## 3-POINTERS

### MOST GAMES WITH 5+ 3-FG

Since 2000-01 Season

Player	Year	GMS
Amanda Cavo	2007-08	4
Dani Haskell	2021-22	3
Amanda Cavo	2008-09	3
Amanda Cavo	2005-06	3
Jill Knapic	2000-01	3

## LAST FIVE GAMES

### Team Box Score

No.	Player	Total			3-Point			F-Throw		Rebounds			PF	DQ	A	TO	BLK	STL	PTS	AVG		
		GP-GS	MIN	AVG	FG-FGA	FG%	3FG-3FGA	3FG%	FT-FTA	FT%	OFF	DEF									TOT	AVG
14	HASKELL, Dani	5-5	15:29	31.1	24-65	.369	12-38	.316	16-16	1.000	4	14	18	3.6	7	0	14	14	0	6	76	15.2
12	LEXA, Athina	5-3	15:21	30.5	26-57	.456	11-24	.458	10-13	.769	6	15	21	4.2	11	0	4	20	0	3	73	14.6
23	JOSEPH, Erika	5-5	17:32	34.5	17-45	.378	7-22	.318	3-5	.600	4	11	15	3.0	7	0	11	11	0	1	44	8.8
0	BROWN, Shaunae	5-5	13:43	27.3	16-33	.485	9-21	.429	3-4	.750	3	5	8	1.6	4	0	13	7	0	2	44	8.8
24	STUBBS, Cheyenne	5-0	11:42	22.8	15-37	.405	6-17	.353	4-6	.667	3	19	22	4.4	6	0	9	12	1	6	40	8.0
21	JACKSON, Kayla	5-4	85:15	17.0	7-16	.438	0-0	.000	3-7	.429	10	27	37	7.4	15	1	4	8	0	1	17	3.4
5	VAAATANEN, Ella	5-3	77:22	15.5	4-14	.286	2-7	.286	3-6	.500	5	5	10	2.0	7	1	0	6	3	1	13	2.6
2	GATTOZZI, Lydia	5-0	42:32	8.5	4-14	.286	1-4	.250	2-2	1.000	3	3	6	1.2	2	0	0	3	0	1	11	2.2
33	PORTER, Rhay	5-0	63:34	12.7	2-4	.500	0-0	.000	0-0	.000	7	11	18	3.6	17	1	1	2	7	1	4	0.8
Team											9	9	18				6					
Total		5	1000		115-285	.404	48-133	.361	44-59	.746	54	119	173	34.6	76	3	56	89	11	22	322	64.4
Opponents		5	1000		135-321	.421	26-94	.277	61-83	.735	69	116	185	37.0	66	0	57	52	14	36	357	71.4



# 2021-22 CANISIUS WOMEN'S BASKETBALL GAME NOTES

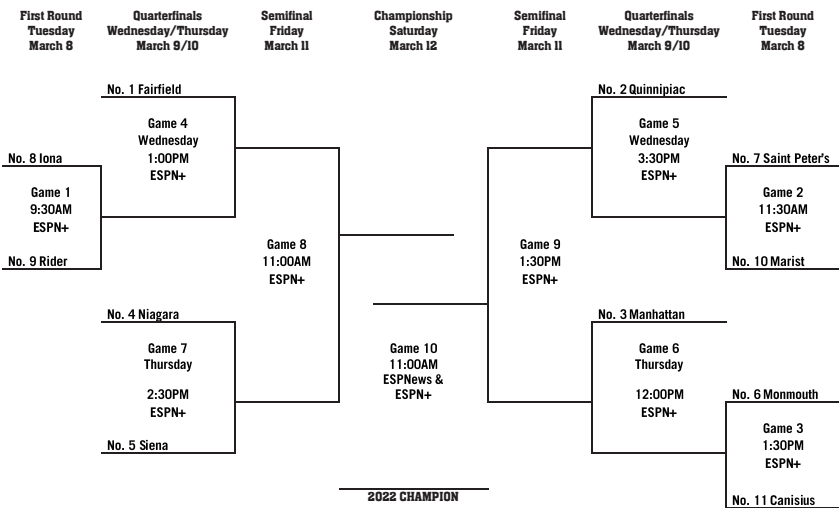
## CANISIUS AT MAAC TOURNEY

## 2022 MAAC WOMEN'S BASKETBALL CHAMPIONSHIP BRACKET

Year	Site	Opponent	Result	Score
1990	Philadelphia	4-Holy Cross	L	63-66
1991	Riverdale	3-Saint Peter's	L	70-85
1992	Albany	5-Manhattan	L	40-59
1993	Albany	4-Loyola (Md.)	L	65-74
1994	Albany	2-Loyola (Md.)	L	62-76
1995	Albany	7-Manhattan	L	85-88
1996	Albany	3-Loyola (Md.)	L	63-78
1997	Buffalo	5-Loyola (Md.)	L	56-74
1998	Albany	7-Manhattan	L	71-83
1999	Buffalo	5-Fairfield	W	96-90
		1-Siena	L	64-75
2000	Albany	8-Iona	W	75-55
		1-Fairfield	L	54-77
2001	Buffalo	8-Marist	W	62-55
		1-Siena	L	60-81
2002	Albany	5-Fairfield	L	92-96 (OT)
2003	Trenton	10-Iona	W	76-58
		4-Saint Peter's	W	83-71
		1-Manhattan	L	57-71
2004	Albany	5-Loyola (Md.)	W	72-70
		1-Siena	W	81-72
		2-Marist	L	74-76
2005	Buffalo	8-Manhattan	W	60-50
		3-Niagara	W	71-68
		1-Marist	W	60-59
2006	Albany	8-Fairfield	W	60-55
		3-Loyola (Md.)	L	66-76
2007	Bridgeport	3-Loyola (Md.)	L	60-63
2008	Albany	9-Niagara	W	63-51
		1-Marist	L	44-54
2009	Albany	10-Niagara	W	71-46
		3-Fairfield	W	62-55
		1-Marist	L	63-78
2010	Albany	8-Saint Peter's	W	65-57
		1-Marist	L	38-57
2011	Bridgeport	10-Niagara	W	63-52
		2-Loyola (Md.)	L	53-68 (OT)
2012	Springfield	9-Saint Peter's	L	57-62
2013	Springfield	10-Saint Peter's	W	79-55
		2-Iona	L	58-76
2014	Springfield	4-Quinnipiac	L	61-72
2015	Albany	9-Monmouth	L	56-68
2016	Albany	9-Niagara	L	64-65
2017	Albany	9-Niagara	W	80-74
		1-Quinnipiac	L	58-63
2018	Albany	9-Monmouth	L	58-61
2019	Albany	4-Monmouth	L	53-64
2020	Atlantic City	6-Siena	L	48-58

Opponent	W-L	PCT	Streak	Last
Fairfield	3-2	.600	W2	2009
Holy Cross	0-1	.000	L1	1990
Iona	2-1	.667	L1	2013
Loyola (Md.)	1-7	.125	L3	2011
Manhattan	1-4	.200	W1	2005
Marist	2-4	.333	L3	2010
Monmouth	0-3	.000	L3	2019
Niagara	5-1	.833	W1	2017
Quinnipiac	0-2	.000	L2	2015
Saint Peter's	3-2	.600	W1	2013
Siena	1-4	.200	L1	2010

*Teams in italics denote no longer in MAAC*



### SIBLING RIVALRY

Senior guard **ERIKA JOSEPH** has the distinction of saying that her brother, **CORY JOSEPH**, is currently playing in the NBA. Cory is currently playing with the Detroit Pistons and is in his 11th season in the Association.

Erika leads the Joseph sibling rivalry in minutes (34.0), points (8.5) and rebounds (2.9) over her 28 appearances with Canisius. Cory has advantages in steals (0.7), while also having more assists (3.8) in his 53 appearances.

### SIBLING RIVALRY

Stats through games on March 6

Player	MPG	PPG	RPG	APG	SPG
Cory Joseph	24.6	8.0	2.5	3.8	0.7
Erika Joseph	34.0	8.5	2.9	1.4	0.5

### CANISIUS' UNITED NATIONS

Canisius has six international players on its roster from four different countries this season.

Canada (**SHAUNAE BROWN** and **ERIKA JOSEPH**) and Greece (**ATHINA LEXA** and **XANTHIPPI KARATASIOU**) are each represented twice, while Finland (**ELLA VÄÄTÄNEN**) and Spain (**ÉLIA PÁEZ**) have one representative.

The six non-American-born players are tied for the 15th-most by any Division I team. The total is also the second-most of any MAAC school, only trailing Iona (7).

Lexa, Karatasios and Páez are the three international freshmen on Canisius' roster. Canisius is tied for the sixth-most first-year international players at the Division I level. Wichita State has the most first-year international players with five. Iona leads the MAAC and is tied for second with four, joining McNeese State, San Francisco and Winthrop.

### TIES TO THE BLUE AND GOLD

After playing under her mother at Williamsville South for five seasons, freshman **HANNAH DOLAN** is following both of her parent's footsteps. Her mom, **KRISTEN (SCHEUERMANN) DOLAN**, played for the Griffs in 1987-91.

The elder Dolan has the fourth-most blocks by a freshman (17 in 1987-88) and the 10th-most assists by a junior (100 in 1989-90).

Dolan's father, Michael, is also a Canisius alumnus and is currently a professor in the Kinesiology department

### GLANCING AT THE FUTURE

Canisius currently has two players, **CHLOE CHARD-PELOQUIN** (Johnstown, Ohio) and **ADRIEN LAMORA** (Philadelphia, N.Y.), signed to their National Letters of Intent and will join the Griffs for the 2022-23 season.

Chard-Peloquin is a 6-foot-3 forward attending Newark Catholic in Newark, Ohio, a suburb of Columbus, and is considered the top-ranked power forward in central Ohio. She was named Second Team All-Ohio and First Team All-Region after posting 14 points and 13 rebounds per contest for the Green Wave in an 18-2 season last season.

LaMora, a 5-foot-11 point forward, averaged a double-double in each of the last two seasons while playing at Indian River High in northern New York. She averaged 23.3 points and 13.4 rebounds per game in 2020-21, earning Times All-North First Team honors.

The Griffs also welcomed junior guard **JANE MCCAULEY** as a mid-year transfer last Thursday (Jan. 13). After spending parts of the previous three seasons at Vermont, McCauley joined the Griffs program and is not eligible to play for the remainder of the 2021-22 season.

McCauley averaged five points per contest in four games with the Catamounts, highlighted by a career-high 16 points at Marist (Nov. 14). The 5-foot-9 guard went 5-for-8 from the floor, all of which was from beyond the arcOPA!

### NEW FACES

Canisius welcomes seven first-year students to this year's squad. The seven freshmen are the most first-year players on a Canisius roster on record, breaking the previous record of six (2002-03). The Griffs' seven freshmen are tied for the 16th-most for a Division I program this season and are the most for a single MAAC school. Iona has the second-highest total with six.



# 2021-22 CANISIUS WOMEN'S BASKETBALL GAME NOTES

## CANISIUS QUICK FACTS

### GENERAL INFORMATION

Location .....Buffalo, N.Y.  
 Enrollment.....3,120  
 Founded.....1870  
 Nickname.....Golden Griffins  
 School Colors.....Blue (Pantone 289), Gold (Pantone 124)  
 Conference.....Metro Atlantic Athletic Conference (MAAC)  
 President.....John J. Hurley  
 Athletics Director.....Bill Maher  
 Athletics Website.....www.gogriffs.com  
 Ticket Office Phone.....(716) 888-TIXX (8499)

### HISTORY

Seasons of Basketball.....47th  
 First Season.....1975-76  
 First Division I Season.....1986-87  
 All-Time Record (Win %).....616-660 (.483)  
 Conference Regular Season Titles (last).....None  
 Conference Postseason Tournament Titles (last).....1 (2005)  
 NCAA Tournament Appearances (last).....1 (2005)  
 NCAA Tournament Record.....0-1 (.000)  
 Consecutive NCAA Appearances.....None  
 NCAA Final Four Appearances.....None  
 WNIT Appearances (last).....1 (2009)

### KOESSLER ATHLETIC CENTER

Year Opened (Seasons).....1968 (47th)  
 Capacity.....2,196  
 All-Time Record (Win %).....296-208 (.587)  
 Record under Sahar Nusseibeh.....5-9

### COACHING STAFF

Head Coach.....Sahar Nusseibeh (American '09)  
     Record at Canisius.....5-24  
     Overall Record.....5-24  
 Assistant Coach.....Jared Zeidman (Quinnipiac '08)  
     .....1st Season  
 Assistant Coach.....Krista Beechy (Grove City '10)  
     .....1st Season  
 Academic & Operations Coach Ben Lober (Michigan State '20)  
     .....2nd Season

### 2020-21 REVIEW

Overall Record.....0-5 (.000)  
     MAAC Record (Finish).....0-4  
     Home Record.....0-1  
     Away Record.....0-4  
     Neutral Record.....0-0  
 MAAC Tournament.....N/A  
 NCAA Tournament.....N/A

### 2021-22 TEAM INFORMATION

Letterwinners Returning / Lost.....5 / 6  
 Starters Returning / Lost.....4 / 1  
 Newcomers.....7  
 Fr / So / Jr / Sr / Gr.....7 / 1 / 1 / 2 / 1

### COMMUNICATIONS

Marshall Haim.....Athletic Communications Graduate Assistant  
     Office.....(716) 888-8266  
     Mobile.....(716) 465-4945  
     Email.....haimm@canisius.edu  
 Mailing Address.....Canisius College Athletics  
     .....2001 Main Street  
     .....Buffalo, N.Y. 14208  
 Twitter/Instagram.....@GoGriffs  
 Hashtags.....#GoGriffs | #MAACHoops

## STARTING LINEUP TRACKER

Date	Opponent	1	2	3	4	5
Nov. 9	at Buffalo	Brown	Haskell	Joseph	Jackson	Väätänen
Nov. 13	at Binghamton	Brown	Haskell	Joseph	Jackson	Väätänen
Nov. 17	at St. Bonaventure	Brown	Haskell	Joseph	Jackson	Väätänen
Nov. 20	COLGATE	Brown	Haskell	Joseph	Jackson	Väätänen
Nov. 23	DETROIT MERCY	Brown	Haskell	Joseph	Jackson	Väätänen
Nov. 27	ROBERT MORRIS	Brown	Haskell	Joseph	Jackson	Väätänen
Dec. 1	at Duquesne	Brown	Haskell	Joseph	Jackson	Väätänen
Dec. 8	YOUNGSTOWN STATE	Brown	Haskell	Joseph	Jackson	Väätänen
Dec. 15	at UAlbany	Brown	Haskell	Joseph	Jackson	Väätänen
Dec. 19	SAINT PETER'S	Brown	Haskell	Joseph	Jackson	Väätänen
Dec. 21	MANHATTAN	Brown	Haskell	Joseph	Jackson	Väätänen
Jan. 8	NIAGARA	Brown	Haskell	Stubbs	Gattozzi	Väätänen
Jan. 13	RIDER	Brown	Haskell	Joseph	Jackson	Väätänen
Jan. 15	FAIRFIELD	Brown	Haskell	Joseph	Jackson	Väätänen
Jan. 20	at Saint Peter's	Brown	Haskell	Joseph	Jackson	Väätänen
Jan. 22	at Monmouth	Brown	Haskell	Lexa	Joseph	Jackson
Jan. 24	at Marist	Brown	Haskell	Lexa	Joseph	Jackson
Jan. 27	QUINNIPIAC	Brown	Haskell	Lexa	Joseph	Väätänen
Jan. 29	SIENA	Brown	Haskell	Lexa	Joseph	Väätänen
Feb. 3	at Iona	Brown	Haskell	Lexa	Joseph	Väätänen
Feb. 5	at Fairfield	Brown	Haskell	Lexa	Joseph	Väätänen
Feb. 7	at Quinnipiac	Brown	Haskell	Lexa	Joseph	Väätänen
Feb. 10	MONMOUTH	Brown	Haskell	Lexa	Joseph	Väätänen
Feb. 12	MARIST	Brown	Haskell	Lexa	Joseph	Väätänen
Feb. 17	at Manhattan	Brown	Haskell	Lexa	Joseph	Väätänen
Feb. 19	at Rider	Brown	Haskell	Lexa	Joseph	Jackson
Feb. 24	at Siena	Brown	Haskell	Joseph	Jackson	Väätänen
Feb. 26	at Niagara	Brown	Haskell	Lexa	Joseph	Jackson
March 5	IONA	Brown	Haskell	Joseph	Jackson	Väätänen
March 8	vs. Monmouth					

## COMBINATIONS

Rank	Combination	Times Used	Record	Last Used
1	Brown - Haskell - Joseph - Jackson - Väätänen	16	3-13	3/5/22 vs. Iona
2	Brown - Haskell - Lexa - Joseph - Väätänen	8	2-6	2/17/22 at Manhattan
3	Brown - Haskell - Lexa - Joseph - Jackson	4	0-4	2/26/22 at Niagara
4	Brown - Haskell - Stubbs - Gattozzi - Väätänen	1	0-1	1/9/22 vs. Niagara

## STARTING STREAKS AND TOTALS

#	Player	Streak	2021-22	Career	at Canisius	MAAC
0	Shaunae Brown	34	29	41	41	31
2	Lydia Gattozzi	—	1	1	1	1
5	Ella Väätänen	1	25	54	27	18
11	Hannah Dolan	—	—	—	—	—
12	Athina Lexa	—	12	12	12	12
13	Xanthippi Karatasios	—	—	—	—	—
14	Dani Haskell	34	29	34	34	24
15	Élia Páez	—	—	—	—	—
21	Kayla Jackson	4	20	29	25	15
23	Erika Joseph	17	28	69	69	45
24	Cheyenne Stubbs	—	1	1	1	1
33	Rhay Porter	—	—	—	—	—

# Canisius



# 2021-22 CANISIUS WOMEN'S BASKETBALL GAME NOTES

## SERIES HISTORY VS. MONMOUTH



VS.



### ALL-TIME SERIES

#### MONMOUTH LEADS, 10-9

Home Games	6-2 (.750)
Road Games	3-5 (.375)
Neutral Site Games	0-3 (.000)
MVP Arena (Albany, N.Y.)	0-3 (.000)

#### HIGHEST SCORES - CANISIUS

Buffalo	74
CAN, 74-54 (12/4/16)	
West Long Branch	75
(2x), Last: MON, 79-75 (2/7/16)	
Neutral Site	58
MON, 61-58 (3/1/18)	

#### COACHING RECORDS

<b>Sahar Nusseibeh vs. Monmouth</b>	Total	0-2
at Canisius	0-2	
<b>Ginny Boggess vs. Canisius</b>	Total	2-0
at Monmouth	2-0	

#### HIGHEST SCORES - MONMOUTH

Buffalo	81
MON, 81-71 (2/21/16)	
West Long Branch	79
MON, 79-75 (2/7/16)	
Neutral Site	68
MON, 68-56 (3/5/15)	

#### LARGEST WINNING MARGINS

<b>Canisius</b>	Buffalo	20, 12/4/16
	W. Long Branch	17, 1/30/15
	Neutral	Never
<b>Monmouth</b>	Buffalo	10, (2x), Last: 2/10/22
	W. Long Branch	12, 1/22/22
	Neutral	12, 3/5/15

#### ALL-TIME MEETINGS VS. MONMOUTH

1/10/14	West Long Branch, N.J.	L	56-64
1/17/14	Buffalo, N.Y.	W	60-52
1/30/15	West Long Branch, N.J.	W	75-58
2/22/15	Buffalo, N.Y.	W	62-49
3/5/15	Albany, N.Y.	L	56-68
2/7/16	West Long Branch, N.J.	L	75-79
2/21/16	Buffalo, N.Y.	L	71-81
12/4/16	Buffalo, N.Y.	W	74-54
1/15/17	West Long Branch, N.J.	L	53-55
1/20/18	West Long Branch, N.J.	W	60-48
2/16/18	Buffalo, N.Y.	W	62-50
3/1/18	Albany, N.Y.	L	58-61
1/24/19	West Long Branch, N.J.	L	61-67
2/24/19	Buffalo, N.Y.	W	65-56
3/9/19	Albany, N.Y.	L	53-64
1/4/20	West Long Branch, N.J.	W	71-62
2/22/20	Buffalo, N.Y.	W	54-53
1/22/22	West Long Branch, N.J.	L	48-60
2/10/22	Buffalo, N.Y.	L	52-62

## CURRENT GRIFFS VS. MONMOUTH

### #0 SHAUNAE BROWN

Opponent (Date)	MP	FG-A	PCT	3PT-A	PCT	FT-A	PCT	O-D-T	PF	A	TO	BLK	ST	TP
TOTAL (4 games)	102	8-24	.333	2-7	.286	0-0	—	1-6-7	7	3	4	0	1	18
Averages	25.5							1.8		0.8	0.0	0.0	0.3	4.5

### #2 LYDIA GATTOZZI

Opponent (Date)	MP	FG-A	PCT	3PT-A	PCT	FT-A	PCT	O-D-T	PF	A	TO	BLK	ST	TP
TOTAL (2 games)	19	1-4	.250	0-0	.000	1-1	1.000	3-2-5	1	0	1	0	0	3
Averages	9.5							2.5		0.0	0.0	0.0	0.0	1.5

### #5 ELLA VÄÄTÄNEN

Opponent (Date)	MP	FG-A	PCT	3PT-A	PCT	FT-A	PCT	O-D-T	PF	A	TO	BLK	ST	TP
TOTAL (2 games)	33	2-6	.333	1-4	.250	0-0	.000	1-2-3	3	0	2	0	0	5
Averages	16.5							1.5		0.0	0.0	0.0	0.0	2.5

### #12 ATHINA LEXA

Opponent (Date)	MP	FG-A	PCT	3PT-A	PCT	FT-A	PCT	O-D-T	PF	A	TO	BLK	ST	TP
TOTAL (2 games)	56	12-25	.480	1-8	.125	1-2	.500	2-10-12	3	4	5	1	3	26
Averages	28.0							6.0		2.0	0.5	1.5	13.0	

### #14 DANI HASKELL

Opponent (Date)	MP	FG-A	PCT	3PT-A	PCT	FT-A	PCT	O-D-T	PF	A	TO	BLK	ST	TP
TOTAL (2 games)	53	9-22	.409	5-15	.333	5-6	.833	0-4-4	7	4	4	0	3	28
Averages	26.5							2.0		2.0	0.0	1.5	14.0	

### #21 KAYLA JACKSON

Opponent (Date)	MP	FG-A	PCT	3PT-A	PCT	FT-A	PCT	O-D-T	PF	A	TO	BLK	ST	TP
TOTAL (2 games)	35	4-10	.400	0-0	.000	1-2	.500	3-6-9	4	0	4	2	3	9
Averages	17.5							4.5		0.0	1.0	1.5	4.5	

### #23 ERIKA JOSEPH

Opponent (Date)	MP	FG-A	PCT	3PT-A	PCT	FT-A	PCT	O-D-T	PF	A	TO	BLK	ST	TP
TOTAL (5 games)	108	1-17	.059	1-8	.125	2-4	.500	4-8-12	4	2	6	1	3	5
Averages	21.6							2.4		0.4	0.2	0.6	1.0	

### #24 CHEYENNE STUBBS

Opponent (Date)	MP	FG-A	PCT	3PT-A	PCT	FT-A	PCT	O-D-T	PF	A	TO	BLK	ST	TP
TOTAL (2 games)	48	3-14	.214	2-6	.333	2-2	1.000	1-5-6	2	1	3	1	1	10
Averages	24.0							3.0		0.5	0.5	0.5	5.0	

### #33 RHAY PORTER

Opponent (Date)	MP	FG-A	PCT	3PT-A	PCT	FT-A	PCT	O-D-T	PF	A	TO	BLK	ST	TP
TOTAL (2 games)	29	2-6	.333	0-0	.000	1-4	.250	2-5-7	5	1	1	0	2	5
Averages	14.5							3.5		0.5	0.0	1.0	2.5	



# 2021-22 CANISIUS WOMEN'S BASKETBALL GAME NOTES

## THE LAST TIME...

### SCORING

Canisius Scored 80+ Points	<b>W, 81-78</b>	<b>vs. Siena (1/29/22)</b>
Canisius Scored 80+ Points in a MAAC Game	<b>W, 81-78</b>	<b>vs. Siena (1/29/22)</b>
Canisius Scored 90+ Points	L, 94-100 (3OT)	at St. Bonaventure (11/13/18)
Canisius Scored 90+ Points in MAAC Game	W, 90-70	vs. Saint Peter's (2/18/07)
Canisius Scored 100+ Points	W, 104-68	vs. Stetson (11/22/02)
Canisius Scored 100+ Points in MAAC Game	W, 100-86	vs. Rider (2/24/02)
Canisius Scored Under 50 Points	<b>L, 44-57</b>	<b>at Marist (1/24/22)</b>
Canisius Scored Under 50 Points in MAAC Game	<b>L, 44-57</b>	<b>at Marist (1/24/22)</b>

### MISCELLANEOUS SCORING

Scored 40+ Points in a Half (Excluding OT)	<b>42 (1st Half)</b>	<b>at Niagara (2/26/22)</b>
Scored 45+ Points in a Half (Excluding OT)	48 (1st Half)	at Quinnipiac (1/18/20)
Scored 50+ Points in a Half (Excluding OT)	54 (2nd Half)	vs. Saint Francis (Pa.) (10/30/14)
Scored 90+ Points in Consecutive Games		vs. Rider (100 — 2/24/02)
		vs. Fairfield (92 — 2/28/02)
		vs. Stetson (104 — 11/22/02)
Scored 90+ Points in Three Consecutive Games		vs. Rider (100 — 2/24/02)
		vs. Fairfield (92 — 2/28/02)
Scored 100+ Points in Consecutive Games		vs. Stetson (104 — 11/22/02)
		at Manhattan (101 — 1/27/02); vs. Marist (103 (1/31/02)

### OPPONENT SCORING

Scored 80+ Points	<b>L, 78-82</b>	<b>by Niagara (2/26/22)</b>
Scored 80+ Points in a MAAC Game	<b>L, 78-82</b>	<b>by Niagara (2/26/22)</b>
Scored 90+ Points	<b>L, 42-102</b>	<b>by Buffalo (11/9/21)</b>
Scored 90+ Points in a MAAC Game	L, 59-90	by Marist (1/9/20)
Scored 100+ Points	<b>L, 42-102</b>	<b>by Buffalo (11/9/21)</b>
Scored 100+ Points in a MAAC game	L, 86-109	by Manhattan (2/21/97)
Scored Less Than 50 Points	W, 67-47	by Iona (2/4/19)
Scored Less Than 50 Points in a MAAC Game	W, 67-47	by Iona (2/4/19)

### SHOOTING

Shot 50% or Better FG in a Game	<b>50.0% (25-of-50)</b>	<b>vs. Siena (1/29/22)</b>
Shot 55% or Better FG in a Game	55.1% (27-of-49)	vs. Iona (2/4/19)
Shot 60% or Better FG in a Game	61.1% (33-of-54)	at Drake (1/12/93)
Shot 30% or Worse FG in a Game	<b>29.4% (15-of-51)</b>	<b>vs. Fairfield (1/15/22)</b>

### OPPONENT SHOOTING

Shot 50% or Better FG in a Game	<b>51.8% (29-of-56)</b>	<b>by Rider (2/19/22)</b>
Shot 55% or Better FG in a Game	<b>55.0% (33-of-60)</b>	<b>by Manhattan (2/17/22)</b>
Shot 60% or Better FG in a Game	61.1% (33-of-54)	by Toledo (12/29/19)
Shot 30% or Worse FG in a Game	23.4% (15-of-64)	by Siena (2/1/20)
Shot 25% or Worse FG in a Game	23.4% (15-of-64)	by Siena (2/1/20)

### FREE THROW SHOOTING

90% FT or Better in a Game (Min. 10 FTA)	<b>90.5% (19-of-21)</b>	<b>vs. Iona (3/5/22)</b>
100% FT in a Game (Min. 10 FTA)	100% (14-of-14)	at Monmouth (3/9/19)
50% FT or Worse FG in a Game (Min. 10 FTA)	<b>50.0% (6-of-12)</b>	<b>at St. Bonaventure (11/17/21)</b>
Attempted 40+ Free Throws	40	vs. Saint Peter's (1/30/09)
Attempted 5 Free Throws or Less	<b>5</b>	<b>at Fairfield (2/5/22)</b>
Made 30 Free Throws	30	vs. Saint Peter's (1/30/09)

### 3-POINT SHOOTING

Made 10+ 3-Pointers	<b>12</b>	<b>at Niagara (2/26/22)</b>
Made 11+ 3-Pointers	<b>12</b>	<b>at Niagara (2/26/22)</b>
Made 12+ 3-Pointers	<b>12</b>	<b>at Niagara (2/26/22)</b>
Made 13+ 3-Pointers	<b>13</b>	<b>at Manhattan (2/17/22)</b>
Made 14+ 3-Pointers	<b>15</b>	<b>vs. Siena (1/29/22)</b>
Made 15+ 3-Pointers	<b>15</b>	<b>vs. Siena (1/29/22)</b>

### MARGIN OF VICTORY / DEFEAT

Won Game Decided by One Point	W, 54-53	vs. Monmouth (2/22/20)
Won Game by 30+ Points	+30 (80-50)	vs. Binghamton (11/25/15)
Won Game by 35+ Points	+42 (70-28)	vs. Rider (2/20/11)
Won Game by 40+ Points	+42 (70-28)	vs. Rider (2/20/11)
Won Game by 45+ Points	+45 (78-33)	vs. Colgate (11/12/07)
Won Game by 50+ Points	+51 (87-36)	vs. Mercyhurst (2/20/86)
Lost Game Decided by One Point	<b>L, 86-87 (OT)</b>	<b>vs. Niagara (1/9/22)</b>
Lost Game by 30+ Points	<b>-36 (37-73)</b>	<b>vs. Fairfield (1/15/22)</b>
Lost Game by 40+ Points	<b>-60 (42-102)</b>	<b>at Buffalo (11/9/21)</b>
Lost Game by 45+ Points	<b>-60 (42-102)</b>	<b>at Buffalo (11/9/21)</b>
Lost Game by 50+ Points	<b>-60 (42-102)</b>	<b>at Buffalo (11/9/21)</b>
Two Consecutive Games Decided by One Point		Never
Two Consecutive Games Decided by Five Points		<b>at Siena (2/24/22 — L, -2)</b>
		<b>at Niagara (2/26/22 — L, -4)</b>
Three Consecutive Games Decided by Five Points		vs. Siena (1/11/20 — L, -2)
		at Fairfield (1/16/20 — L, -2)
Four Consecutive Games Decided by Five Points		at Quinnipiac (1/18/20 — L, -3)
		at Siena (1/22/16 — L, -4)
Five Consecutive Games Decided by Five Points		at Fairfield (1/24/16 — L, -4)
		at Niagara (1/28/16 — W, +2)
Won a Game Following a 15-Point Deficit	15	vs. Iona (2/1/16 — L, -3)
		vs. Bryant (1/11/86 — W, +3)
Won a Game Following an 18-Point Deficit	18	at St. Bonaventure (1/16/86 — L, -3)
		at Colgate (1/18/86 — OTL, -5)
		vs. Gannon (1/21/86 — OTW, +2)
		at Indiana (Pa.) (1/24/86 — W, +4)
Won a Game Following a 15-Point Deficit	15	vs. St. Bonaventure (11/17/19 — W, 84-82)
Won a Game Following an 18-Point Deficit	18	at Saint Francis (Pa.) (11/30/14 — W, 87-74)

### REBOUNDING

Posted 45+ Rebounds	46	vs. Siena (3/10/20)
Posted 50+ Rebounds	51	vs. UTRGV (11/17/18)
Posted 55+ Rebounds	55	vs. Saint Francis (Pa.) (11/21/15)
Posted 60+ Rebounds	60	vs. Cornell (11/27/98)
Back-to-Back 50+ Rebound Games		at St. Bonaventure (11/13/18 — 51)
		vs. UTRGV (11/17/18 — 51)
Outrebounded Opponent by 15+	+17 (40-23)	vs. Saint Peter's (1/25/20)
Outrebounded Opponent by 20+	+21 (55-34)	vs. Saint Francis (Pa.) (11/21/15)

### OVERTIME GAMES

Won an Overtime Game	W, 64-60 (OT)	vs. Niagara (2/1/18)
Lost an Overtime Game	<b>L, 54-63 (OT)</b>	<b>at Fairfield (2/5/22)</b>
Won an Overtime Game in MAAC Play	W, 64-60 (OT)	vs. Niagara (2/1/18)
Lost an Overtime Game in MAAC Play	<b>L, 54-63 (OT)</b>	<b>at Fairfield (2/5/22)</b>
Game Decided in Two Overtimes	L, 82-90 (2OT)	vs. Fairfield (1/9/04)
Game Decided in Three Overtimes	L, 94-100 (3OT)	at St. Bonaventure (11/13/18)
Played Consecutive Overtime Games		at Niagara (1/28/16 — W, 68-66 — OT)
		vs. Iona (2/1/16 — L, 76-79 — OT)

### TURNOVERS

Committed 20+ Turnovers in a Game	<b>25</b>	<b>at Niagara (2/26/22)</b>
Committed 10 Turnovers or Less in a Game	9	vs. St. Bonaventure (11/17/19)
Committed 8 Turnovers or Less in a Game	6	vs. Rider (2/18/18)
Committed 5 Turnovers or Less in a Game	5	vs. Saint Peter's (2/7/97)

*Bold denotes occurred during 2021-22 season*



# 2021-22 CANISIUS WOMEN'S BASKETBALL GAME NOTES

## THE LAST TIME A CANISIUS PLAYER...

### SCORING

Scored 25+ Points	26	<b>Athina Lexa, vs. Marist (2/12/22)</b>
Scored 30+ Points	30	Danielle Sanderlin, at Saint Peter's (2/15/20)
Scored 35+ Points	36	Jénel Stevens, at Niagara (1/21/03)
Scored 40+ Points	42	Shauna Geronzin, vs. Niagara (2/20/00)
Scored 20+ Points in a Half	20	Sara Hinriksdóttir, 2nd half, at Morehead State (12/19/16)
Two Players Scored 20+ Points in Same Game		<b>Athina Lexa (23), Dani Haskell (20), at Niagara (2/26/22)</b>
Two Players Scored 25+ Points in Same Game		Amanda Cavo (28), Brittané Russell (25), at Missouri State (12/21/08)
Three Players Scored 20+ Points in Same Game		Never since 2000-01
Scored 20+ Points in Two Straight Games		<b>Dani Haskell (2), 2/26/22 - 3/5/22</b>
Scored 20+ Points in Three Straight Games		Jénel Stevens (10), 12/21/02 - 1/26/03
Scored 20+ Points in Five Straight Games		Jénel Stevens (10), 12/21/02 - 1/26/03
Scored 30+ Points in Two Straight Games		Shauna Geronzin (2), 2/20/00 - 2/25/00
Scored 10+ Points in 10 Straight Games		<b>Dani Haskell (11), 11/20/21 - 1/15/22</b>
Scored 10+ Points in 15 Straight Games		D'Jhai Patterson-Ricks (18), 3/9/19 - 1/25/20
Scored 10+ Points in 20 Straight Games		Jénel Stevens (26), 2/14/02 - 2/12/03
Five Players Score 10+ Points in Same Game		D'Jhai Patterson-Ricks (12), Danielle Sanderlin (12), Shannon Conely (12), Sara Hinriksdóttir (11), Anndea Zeigler (10), vs. Miami (Ohio) (11/9/18)
Six Players Score 10+ Points in Same Game		Cheri Wittlieb (20), Jénel Stevens (17), Becky Zak (14), Lonnie Brown (13), Jessica Steeves (12), Jackie Richards (10), at Fairfield (2/14/04)

### SUPERLATIVES

Last Canisius Double-Double		A.J. Timbers (16 pts, 11 reb), vs. Siena (3/10/20)
Last Canisius Double-Double (Pts/Ast)		Brittané Russell (15 pts, 10 ast), vs. Manhattan (1/11/10)
Last Double-Double in Consecutive Games		Danielle Sanderlin vs. Siena (20 pts, 10 reb — 1/11/20) at Fairfield (20 pts, 10 reb — 1/16/20)
Multiple Double-Doubles in Same Game		Marie Warner (17 pts, 10 reb) Brittané Russell (14 pts, 12 reb) vs. Marist (3/8/09)
Last Canisius Triple-Double		Tricia Breznitsky (10 pts, 11 reb, 10 ast), at Marist (1/23/00)
Last 20-Point, 10-Rebound Game		Danielle Sanderlin (23 pts, 12 reb), vs. Niagara (2/24/20)
Last 20-Point, 20-Rebound Game		Marie Warner (23 pts, 21 reb), vs. Saint Peter's (1/30/09)

### FIELD GOALS

Made 10+ FG in a Game	10	Danielle Sanderlin, vs. Niagara (2/24/20)
Made 12+ FG in a Game	12	Danielle Sanderlin, at Saint Peter's (2/15/20)
Attempted 15+ FG in a Game	15	<b>Dani Haskell, vs. Iona (3/5/22)</b>
Attempted 17+ FG in a Game	17	<b>Athina Lexa, at Rider (2/19/22)</b>
Attempted 20+ FG in a Game	20	Danielle Sanderlin, at Iona (2/27/20)

### 3-POINT FIELD GOALS

Made 5+ 3-Point FG in a Game	5	<b>Dani Haskell, at Manhattan (2/17/22)</b>
Made 6+ 3-Point FG in a Game	6	María Welch, at Monmouth (2/7/16)
Made 7+ 3-Point FG in a Game	7	Amanda Cavo, at Missouri State (12/21/07)
Attempted 10+ 3-Point FG in a Game	11	<b>Dani Haskell, at Manhattan (2/17/22)</b>
Attempted 12+ 3-Point FG in a Game	12	<b>Shaunae Brown, at Manhattan (2/17/22)</b>
Attempted 15+ 3-Point FG in a Game	18	Mimi LaMagna, vs. Siena (11/24/96)

### FREE THROWS

Made 10+ Free Throws in a Game	11	Shayla Sweeney, at Iona (2/27/20)
Made 11+ Free Throws in a Game	11	Shayla Sweeney, at Iona (2/27/20)
Made 12+ Free Throws in a Game	12	D'Jhai Patterson-Ricks, vs. Rider (1/23/20)
Made 13+ Free Throws in a Game	13	Kayla Hoochuli, at Niagara (1/21/15)
Made 14+ Free Throws in a Game	16	Heather Fiore, vs. Colgate (1/22/97)
Made 15+ Free Throws in a Game	16	Heather Fiore, vs. Colgate (1/22/97)
Attempted 10+ Free Throws in a Game	10	<b>Dani Haskell, vs. Quinnipiac (1/27/22)</b>
Attempted 11+ Free Throws in a Game	12	Shayla Sweeney, at Iona (2/27/20)
Attempted 12+ Free Throws in a Game	12	Shayla Sweeney, at Iona (2/27/20)
Attempted 13+ Free Throws in a Game	16	D'Jhai Patterson-Ricks, vs. Rider (1/23/20)
Attempted 14+ Free Throws in a Game	16	D'Jhai Patterson-Ricks, vs. Rider (1/23/20)
Attempted 15+ Free Throws in a Game	16	D'Jhai Patterson-Ricks, vs. Rider (1/23/20)

### REBOUNDS

Had 10+ Rebounds	12	<b>Kayla Jackson, vs. Iona (3/5/22)</b>
Had 11+ Rebounds	12	<b>Kayla Jackson, vs. Iona (3/5/22)</b>
Had 12+ Rebounds	12	<b>Kayla Jackson, vs. Iona (3/5/22)</b>
Had 13+ Rebounds	14	<b>Kayla Jackson, at Niagara (2/26/22)</b>
Had 14+ Rebounds	14	<b>Kayla Jackson, at Niagara (2/26/22)</b>
Had 15+ Rebounds	15	<b>Rhay Porter, vs. Rider (1/13/22)</b>
Had 20+ Rebounds	21	Marie Warner, vs. Saint Peter's (1/30/09)
10+ Rebounds in Two Straight Games		<b>14, Kayla Jackson, at Niagara (2/26/22) 12, Kayla Jackson, vs. Iona (3/5/22)</b>

### ASSISTS

Had 5+ Assists	5	<b>Shaunae Brown, at Niagara (2/26/22)</b>
Had 6+ Assists	6	<b>Dani Haskell, at Iona (2/3/22)</b>
Had 7+ Assists	7	<b>Cheyenne Stubbs, vs. Niagara (1/9/22)</b>
Had 8+ Assists	8	Tamara Miskovic, vs. Quinnipiac (3/3/17)
Had 9+ Assists	9	Margrét Hálfánardóttir, at Morehead St. (12/19/16)
Had 10+ Assists	10	Brittané Russell, vs. Manhattan (1/11/10)
Had 12+ Assists	13	Becky Zak, vs. Siena (1/5/06)
Had 15+ Assists	15	Tricia Breznitsky, at Siena (1/28/00)

### BLOCKS

Had 4+ Blocks	5	<b>Ella Väättänen, vs. Marist (2/12/22)</b>
Had 5+ Blocks	5	<b>Ella Väättänen, vs. Marist (2/12/22)</b>
Had 6+ Blocks	6	<b>Rhay Porter, vs. Niagara (1/9/22)</b>

### STEALS

Had 4+ Steals	4	<b>Cheyenne Stubbs, vs. Siena (1/29/22)</b>
Had 5+ Steals	8	<b>Cheyenne Stubbs, vs. Quinnipiac (1/27/22)</b>
Had 6+ Steals	8	<b>Cheyenne Stubbs, vs. Quinnipiac (1/27/22)</b>
Had 7+ Steals	8	<b>Cheyenne Stubbs, vs. Quinnipiac (1/27/22)</b>
Had 8+ Steals	8	<b>Cheyenne Stubbs, vs. Quinnipiac (1/27/22)</b>
Had 9+ Steals	9	Brittané Russell, vs. Colgate (11/12/07)
Had 10+ Steals	10	Mimi LaMagna, vs. Siena (1/12/96)

### MINUTES PLAYED

Played Entire Game	40:00	D'Jhai Patterson-Ricks, vs. Quinnipiac (3/7/20)
Played 40+ Minutes		<b>41:20, Shaunae Brown, at Fairfield (2/5/22) 40:13, Erika Joseph, at Fairfield (2/5/22)</b>
Played 45+ Minutes	50:10	Sara Hinriksdóttir, at St. Bonaventure (11/13/18)
	48:13	Shannon Conely, at St. Bonaventure (11/13/18)

### FOULS

Fouled Out		<b>Ella Väättänen, vs. Iona (3/5/22)</b>
Two Players Fouled Out		<b>Kayla Jackson and Rhay Porter, at Niagara (2/26/22)</b>
Three Players Fouled Out		Laura Buetow, Jessie Lamparski, Megan Lyte, vs. Loyola (Md.) (3/4/06)

*Bold denotes occurred during 2021-22 season*



# 2021-22 CANISIUS WOMEN'S BASKETBALL GAME NOTES

## 2021-22 CANISIUS WOMEN'S BASKETBALL COACHING AND SUPPORT STAFF



**SAHAR NUSSEIBEH**  
HEAD COACH

### COACHING HISTORY

2009-11	Cincinnati (Graduate Assistant)
2011-13	Holy Cross (Assistant Coach)
2013-16	Bowling Green (Assistant Coach)
2016-19	Manhattan (Associate Head Coach)
2019-21	Miami (Ohio) (Defensive Coordinator)
2021-Present	Canisius (Head Coach)

### PLAYING HISTORY

2006-09	American
---------	----------

### YEAR-BY-YEAR RECORD

Year	School	Overall	MAAC
2021-22	Canisius	5-24 (.172)	3-17 (.150)
<b>Overall</b>		<b>5-24 (.172)</b>	<b>3-17 (.150)</b>

### NUSSEIBEH'S MILESTONES

Accolade	Date	Opponent	Result
1st Win	11/20/21	vs. Colgate	W, 61-58
1st Division I Win	11/20/21	vs. Colgate	W, 61-58
1st Home Win	11/20/21	vs. Colgate	W, 61-58
1st MAAC Win	1/29/22	vs. Siena	W, 81-78

### NUSSEIBEH'S PHILOSOPHY

#### FEET IN

Fully committed with two feet in and being present in the moment

#### ARMS OUT

Reaching out to help one another — whether on campus or in the community

#### EYES UP

Confidence and presence. It's how you carry yourself and respect one another

**SAHAR NUSSEIBEH** was officially named the 10th head coach in Canisius women's basketball program history on July 23, 2021. A long-time assistant coach with 12 years of Division I coaching experience, Nusseibeh takes over the Canisius program after spending the previous two seasons (2019-20, 2020-21) at Miami University where she also held the title of defensive coordinator.


As the defensive coordinator at Miami University in Oxford, Ohio, Nusseibeh was responsible for developing and implementing all aspects of team and individual defensive concepts. She also worked on game planning the team's defensive strategies and was in charge of all defensive play calls and in-game adjustments during timeouts and in-game action. Prior to joining the Redhawks' staff, she spent three seasons (2016-17 through 2018-19) as the associate head coach, recruiting coordinator and defensive coordinator at Manhattan College in Riverdale, N.Y.

In her time at Manhattan, Nusseibeh played a key role in recruiting and coaching five All-MAAC selections, two MAAC All-Rookie Team honorees and the 2019 MAAC Women's Defensive Player of the Year. One of the Women's Basketball Coaches Association's (WBCA) "Thirty Under 30" honorees in 2016, Nusseibeh led the Jaspers' defensive efforts which saw Manhattan rank among the top-five in the MAAC in scoring defense, blocked shots and turnovers forced in three-straight seasons. In her final year at Manhattan, the Jaspers ranked 17th nationally in scoring defense (56.3 points per game allowed), while ranking in the top-100 nationally in field goal percentage defense (75th), steals per game (76th), blocked shots per game (63rd) and turnovers forced (79th).

Nusseibeh was a part of the Bowling Green coaching staff for three seasons (2013-14 through 2015-16) and helped lead the Falcons to a 2013-14 Mid-American Conference regular season crown after the team went 30-5 overall and 17-1 in league play. She recruited and coached five All-MAC honorees, including an All-America selection, and she played a key role in helping Bowling Green earn three-straight WBCA Top-25 Team Academic Awards. Nusseibeh began her collegiate coaching career as a graduate assistant at Cincinnati, where she was the video coordinator, academic liaison and assisted in coaching the top players. She then spent two seasons at Holy Cross as an assistant coach where she also handled video operations and worked with the posts. Prior to beginning her collegiate coaching career, Nusseibeh completed internships with the WNBA's Atlanta Dream (2007) and Washington Mystics (2009), and worked with USA Basketball on preparing the U19 World University Games teams for competitions in Thailand and Serbia.

A member of the 2006 Patriot League All-Rookie Team, Nusseibeh played 116 career games at American, where she won a pair of league regular season titles as a member of the Eagles' program. She was a member of the program when it made a pair of WNIT appearances, the first two postseason berths in program history.

Nusseibeh earned her undergraduate degree in international relations/international business from American in 2009 and then went on to earn her MBA from Cincinnati in 2011.



### JARED ZEIDMAN

1st season



Zeidman joined Nusseibeh's coaching staff after spending the previous nine seasons as the associate head coach and recruiting coordinator at Union College in Schenectady, N.Y. Prior to his tenure at Union, Zeidman spent three seasons

at Buffalo on the staff of then-Bulls and current Canisius men's basketball head coach **REGGIE WITHERSPOON**. Zeidman graduated from Quinnipiac in 2008 with a degree in media studies before earning his master's in student affairs administration from Buffalo in 2011.

### BEN LOBER

2nd season



Lober is currently in his second season with the Canisius women's basketball program, serving as the team's Academic and Operations coach. Prior to arriving on Main Street, Lober was a student manager on the Michigan State women's basketball team for the 2018-19 season before being appointed the head manager for the 2019-20 season. Lober graduated from Michigan State in 2020 with a degree in economics.

### TAYLOR KENNEY

2nd season at Canisius, 1st with program



Kenney is in her second season at Canisius on the athletic training staff and in her first season with the women's basketball program. She served as the trainer for Canisius' men's soccer and club sports teams during the 2020-21 season. A graduate of SUNY Cortland, during her undergraduate studies, Kenney was an athletic training student with the school's football, men's and women's soccer, field hockey and men's lacrosse programs. She graduated with an athletic training degree from SUNY Cortland in 2019.

### KRISTA BEECHY

1st season



Beechy joined Canisius' staff after a five-year tenure at Furman. In her role with the Paladins' women's program, she was responsible for aiding recruiting, scouting and player development. Prior to Furman, she spent three years at Kent State as its Director of Basketball Operations. A 2010 graduate of Grove City College with a business management degree, she received her master's in business administration with a finance concentration from Winthrop in 2014.



# 2021-22 CANISIUS WOMEN'S BASKETBALL GAME NOTES

## SHAUNAE BROWN (SHAW-NAY)

JUNIOR • GUARD • 5-5 • TORONTO, ONTARIO • J. ADDISON

### 2021-22 SEASON STATS

PPG	RPG	APG	FG%	3-FG%	FT%
7.9	2.3	2.2	35.3	35.0	58.1

### LAST APPEARANCE — VS. IONA (3/5/22)

MIN	PTS	FG	3-FG	REB	AST
33:14	14	4-6	3-4	2	3

### 2021-22 • JUNIOR SEASON

• Logged career-high seven rebounds in MAAC opener against Saint Peter's (Dec. 19) ... six assists at Duquesne (Dec. 1), tying single-game best ... scored go-ahead basket with 13 seconds left in victory over Colgate (Nov. 20) ... netted career-high 16 points at St. Bonaventure (Nov. 17)

### 2020-21 • SOPHOMORE SEASON

• Started all five games during the pandemic-shortened season ... scored career-high 13 points, grabbed five boards and played 38 minutes at Marist (Dec. 12) ... averaged team-leading 36.8 minutes played per contest

### 2019-20 • FRESHMAN SEASON

• Played in 29 games, starting seven ... scored season-high 11 points on 5-for-8 shooting at Quinnipiac (Jan. 18) ... played season-high 28 minutes, going 3-of-4 from 3-point range at Iona (Feb. 27)

### BEFORE CANISIUS

• Played one season at J. Addison, averaged 16 points, six rebounds, five assists and two steals per game

### PERSONAL

• Born Aug. 31, 2001 ... majoring in human services

### 2021-22 SEASON STATS

OPPONENT	GS	MP	FG-A	PCT	3P-PA	PCT	FT-A	PCT	O-D-T	PF	A	TO	BLK	STL	PTS
at Buffalo (11/9)	*	31:24	1-11	.091	0-2	.000	0-0	—	2-0-2	2	2	4	0	0	2
at Binghamton (11/13)	*	25:58	2-10	.200	1-3	.333	0-0	—	1-2-3	4	1	8	0	2	5
at St. Bonaventure (11/17)	*	31:44	6-15	.400	3-8	.375	1-2	.500	0-2-2	0	3	1	0	2	16
COLGATE (11/20)	*	34:27	5-15	.333	1-7	.143	2-2	1.000	0-5-5	2	4	1	0	0	13
DETROIT MERCY (11/23)	*	16:15	1-5	.200	0-2	.000	0-0	—	0-0-0	0	2	2	0	0	2
ROBERT MORRIS (11/27)	*	32:25	1-6	.167	1-4	.250	1-4	.250	0-0-0	0	2	0	0	0	4
at Duquesne (12/1)	*	30:49	4-7	.571	3-5	.600	0-0	—	2-3-5	2	6	2	0	0	11
YOUNGSTOWN ST. (12/8)	*	35:33	3-8	.375	0-1	.000	2-4	.500	0-1-1	2	2	5	0	0	8
at UAlbany (12/15)	*	28:41	0-6	.000	0-5	.000	0-0	—	0-1-1	1	1	6	0	1	0
SAINT PETER'S (12/19)	*	32:19	4-10	.400	2-3	.667	3-4	.750	1-6-7	1	4	4	0	0	13
MANHATTAN (12/21)	*	24:10	5-10	.500	1-5	.200	0-0	—	0-2-2	1	3	1	0	0	11
NIAGARA (1/9)	*	31:15	2-8	.250	0-3	.000	2-3	.667	0-1-1	2	4	2	0	0	6
RIDER (1/13)	*	28:06	2-7	.286	0-2	.000	0-0	—	0-4-4	2	1	1	0	1	4
FAIRFIELD (1/15)	*	21:58	2-6	.333	2-3	.667	0-0	—	0-1-1	0	0	5	0	0	6
at Saint Peter's (1/20)	*	32:33	4-8	.500	4-6	.667	0-0	—	0-1-1	1	4	1	0	1	12
at Monmouth (1/22)	*	27:23	0-5	.000	0-2	.000	0-0	—	0-2-2	1	0	1	0	0	0
at Marist (1/24)	*	29:20	4-12	.333	4-10	.400	0-0	—	0-4-4	2	1	2	1	2	12
QUINNIPIAC (1/27)	*	24:59	0-3	.000	0-1	.000	0-0	—	0-0-0	0	1	1	0	0	0
SIENA (1/29)	*	29:03	3-5	.600	3-3	1.000	0-0	—	0-2-2	1	4	2	0	2	9
at Iona (2/3)	*	26:53	2-7	.286	2-4	.500	0-0	—	0-3-3	0	1	2	0	0	6
at Fairfield (2/5)	*	41:20	6-10	.600	2-5	.400	1-2	.500	0-3-3	2	0	2	0	0	15
at Quinnipiac (2/7)	*	33:54	5-13	.385	2-7	.286	2-2	1.000	3-1-4	1	3	0	0	2	14
MONMOUTH (2/10)	*	33:58	4-10	.400	1-4	.250	0-0	—	1-1-2	3	2	2	0	1	9
MARIST (2/12)	*	27:40	2-8	.250	1-4	.250	1-4	.250	1-2-3	2	1	3	0	1	6
at Manhattan (2/17)	*	32:21	4-14	.286	2-10	.200	0-0	—	1-1-2	1	4	3	0	2	10
at Rider (2/19)	*	24:03	2-4	.500	0-1	.000	0-0	—	0-1-1	0	1	1	0	0	4
at Siena (2/24)	*	15:51	1-2	.500	1-1	1.000	0-0	—	0-1-1	0	0	0	0	0	3
at Niagara (2/26)	*	31:14	5-7	.714	3-4	.750	0-0	—	1-1-2	2	5	3	0	0	13
IONA (3/5)	*	33:14	4-6	.667	3-5	.600	3-4	.750	1-1-2	1	3	0	0	0	14



### CAREER HONORS

2020-21 MAAC All-Academic Team

### 2021-22 SEASON HIGHS

Points	16	at St. Bonaventure (11/17/21)
Field Goals	6 (2x)	Last: at Fairfield (2/5/22)
Field Goal Att.	15 (2x)	Last: vs. Colgate (11/20/21)
3-PT Field Goals	4 (2x)	Last: at Marist (1/24/22)
3-PT Field Goal Att.	10 (2x)	Last: at Manhattan (2/17/22)
Free Throws	3	vs. Saint Peter's (12/19/21)
Free Throw Att.	4 (5x)	Last: vs. Iona (3/5/22)
Rebounds	7	vs. Saint Peter's (12/19/21)
Assists	6	at Duquesne (12/1/21)
Blocks	1	at Marist (1/24/22)
Steals	2 (6x)	Last: at Manhattan (2/17/22)

### CAREER HIGHS

Points	16	at St. Bonaventure (11/17/21)
Field Goals	6 (2x)	Last: at Fairfield (2/5/22)
Field Goal Att.	15 (2x)	Last: vs. Colgate (11/20/21)
3-PT Field Goals	4 (2x)	Last: at Marist (1/24/22)
3-PT Field Goal Att.	10 (2x)	Last: at Manhattan (2/17/22)
Free Throws	3 (3x)	Last: vs. Iona (3/5/22)
Free Throw Att.	5	at Saint Peter's (12/19/20)
Rebounds	7	vs. Saint Peter's (12/19/21)
Assists	6 (2x)	Last: at Duquesne (12/1/21)
Blocks	1 (2x)	Last: at Marist (1/24/22)
Steals	2 (8x)	Last: at Manhattan (2/17/22)

### MISCELLANEOUS

	FR	SO	JR	TOTAL
Double-Doubles	—	—	—	—
10+ Points	1	3	12	16
20+ Points	—	—	—	—
5+ Rebounds	—	1	3	4
10+ Rebounds	—	—	—	—
5+ Assists	—	1	2	3
2+ 3-PT Field Goals	1	3	13	17
2+ Steals	—	2	6	8
2+ Blocks	—	—	—	—
Led Team in Points	—	1	6	7
Led Team in Rebs.	—	1	1	2
Led Team in Assists	2	1	10	13
Led Team in Steals	—	2	5	7
Led Team in Blocks	—	1	—	1

### BROWN'S CAREER YEAR-BY-YEAR STATISTICS

SEASON	GP	GS	MIN	AVG	FG	FGA	PCT	3-FG	3-FGA	PCT	FT	FTA	PCT	OFF	DEF	TOT	AVG	PF	FO	AST	TO	BLK	STL	PTS	AVG
2019-20	29	7	430	14.8	38	98	.388	10	33	.303	0	0	.000	2	29	31	1.1	23	0	23	30	0	2	86	3.0
2020-21	5	5	184	36.8	17	53	.321	9	26	.346	5	9	.556	1	14	15	3.0	7	0	18	12	1	4	48	9.6
2021-22	29	29	849	29.3	84	238	.353	42	120	.350	18	31	.581	14	52	66	2.3	36	0	65	65	1	17	228	7.9
TOTALS	63	41	1463	23.2	139	389	.357	61	179	.341	23	40	.575	17	95	112	1.8	66	0	106	107	2	23	362	5.7



# 2021-22 CANISIUS WOMEN'S BASKETBALL GAME NOTES

## LYDIA GATTOZZI (GUH-TOE-ZEE)

FRESHMAN • GUARD • 5-10 • CHARDON, OHIO • BEAUMONT

### 2021-22 SEASON STATS

PPG	RPG	APG	FG%	3-FG%	FT%
5.2	2.0	0.5	37.2	26.2	71.2

### LAST APPEARANCE — VS. IONA (3/5/22)

MIN	PTS	FG	3-FG	REB	AST
8:02	2	0-2	2-2	2	0

### 2021-22 • FRESHMAN SEASON

• Recorded scored season-highs in points (17) and rebounds (7) in first collegiate start against Niagara (Jan. 9) ... named MAAC Rookie of the Week after scoring then-season-high 15 points at Duquesne (Dec. 1) ... logged first multi-steal performance vs. Colgate (Nov. 20)

### BEFORE CANISIUS

• Played four seasons for Beaumont School earning four varsity letters ... Beaumont's all-time leading scorer with 1,496 points ... chosen to Division II All-Ohio Honorable Mention teams following freshman and sophomore campaigns for the Blue Streaks ... selected as a Division II All-Ohio Special Mention members at the conclusion of her junior and senior seasons

### PERSONAL

• Born Oct. 11, 2002 ... daughter of Nick and Stefani Gattozzi ... has a brother, Nick ... father played football at Allegheny College ... majoring in journalism

### 2021-22 SEASON STATS

OPPONENT	GS	MP	FG-A	PCT	3P-PA	PCT	FT-A	PCT	O-D-T	PF	A	TO	BLK	STL	PTS
at Buffalo (11/9)		28:33	2-8	.250	1-4	.250	0-2	.000	2-1-3	2	1	2	0	0	5
at Binghamton (11/13)		20:11	2-8	.250	0-1	.000	1-2	.500	0-3-3	1	0	3	0	0	5
at St. Bonaventure (11/17)		20:54	2-5	.400	0-1	.000	4-4	1.000	0-0-0	1	0	1	0	0	8
COLGATE (11/20)		24:39	3-10	.300	0-2	.000	2-3	.667	0-2-2	0	2	0	0	2	8
DETROIT MERCY (11/23)		19:55	0-4	.000	0-1	.000	2-2	1.000	0-2-2	0	2	3	0	0	2
ROBERT MORRIS (11/27)		16:24	1-5	.200	0-1	.000	1-2	.500	1-3-4	2	0	0	0	0	3
at Duquesne (12/1)		23:05	6-12	.500	3-7	.429	0-0	—	2-2-4	3	1	4	2	0	15
YOUNGSTOWN ST. (12/8)		24:29	3-8	.375	1-3	.333	2-2	1.000	2-1-3	3	0	0	0	0	9
at UAlbany (12/15)		18:57	1-6	.167	0-3	.000	0-0	—	0-1-1	3	1	1	1	1	2
SAINT PETER'S (12/19)		17:08	4-7	.571	2-4	.500	2-2	1.000	1-1-2	0	0	1	0	0	12
MANHATTAN (12/21)		18:52	1-1	1.000	1-1	1.000	4-6	.667	0-0-0	1	1	3	0	1	7
NIAGARA (1/9)	*	35:36	6-11	.545	0-1	.000	5-6	.833	4-3-7	4	1	3	0	0	17
RIDER (1/13)		15:09	1-4	.250	0-2	.000	0-0	—	0-2-2	1	1	2	0	0	2
FAIRFIELD (1/15)		18:22	1-3	.333	0-1	.000	0-0	—	1-0-1	1	2	1	0	0	2
at Saint Peter's (1/20)		19:30	0-2	.000	0-1	.000	2-2	1.000	0-1-1	1	1	4	0	1	2
at Monmouth (1/22)		9:48	1-4	.250	0-0	—	1-1	1.000	2-1-3	0	0	1	0	0	3
at Marist (1/24)		18:15	2-4	.500	1-2	.500	1-1	1.000	1-2-3	1	0	2	0	0	6
QUINNIPIAC (1/27)		12:59	0-1	.000	0-0	—	0-0	—	0-1-1	1	0	2	0	0	0
SIENA (1/29)		17:37	4-7	.571	0-1	.000	4-7	.571	0-1-1	2	2	3	0	0	12
at Iona (2/3)		19:44	3-4	.750	0-0	—	1-1	1.000	0-2-2	1	0	4	0	1	7
at Fairfield (2/5)		15:24	3-3	1.000	0-0	—	0-1	.000	0-3-3	0	0	1	0	1	6
at Quinnipiac (2/7)		17:47	1-6	.167	1-2	.500	3-6	.500	1-1-2	1	0	1	0	0	6
MONMOUTH (2/10)		10:01	0-0	—	0-0	—	0-0	—	1-1-2	1	0	0	0	0	0
MARIST (2/12)		10:49	0-0	—	0-0	—	0-0	—	0-1-1	0	0	1	0	0	0
at Manhattan (2/17)		10:26	0-3	.000	0-1	.000	0-0	—	0-0-0	1	0	1	0	1	0
at Rider (2/19)		8:47	1-2	.500	1-1	1.000	0-0	—	1-0-1	0	0	1	0	0	3
at Siena (2/24)		7:59	2-5	.400	0-1	.000	0-0	—	2-0-2	1	0	1	0	0	4
at Niagara (2/26)		7:19	1-2	.500	0-1	.000	0-0	—	0-1-1	0	0	0	0	0	2
IONA (3/5)		8:02	0-2	.000	0-0	—	2-2	1.000	0-2-2	0	0	0	0	0	2



### CAREER HONORS

MAAC Rookie of the Week (Dec. 6, 2021)

### SEASON / CAREER HIGHS

Points	17	vs. Niagara (1/9/22)
Field Goals	6	at Duquesne (12/1/21) vs. Niagara (1/9/22)
Field Goal Att.	12	at Duquesne (12/1/21)
3-PT Field Goals	3	at Duquesne (12/1/21)
3-PT Field Goal Att.	7	at Duquesne (12/1/21)
Free Throws	5	vs. Niagara (1/9/22)
Free Throw Att.	7	vs. Siena (1/29/22)
Rebounds	7	vs. Niagara (1/9/22)
Assists	2 (4x), Last: vs. Siena (1/29/22)	
Blocks	2	at Duquesne (12/1/21)
Steals	2	vs. Colgate (11/20/21)

### MISCELLANEOUS

	FR	TOTAL
Double-Doubles	—	—
10+ Points	4	4
20+ Points	—	—
5+ Rebounds	1	1
10+ Rebounds	—	—
5+ Assists	—	—
2+ 3-PT Field Goals	2	2
2+ Steals	1	1
2+ Blocks	1	1
Led Team in Points	1	1
Led Team in Rebs.	—	—
Led Team in Assists	1	1
Led Team in Steals	2	2
Led Team in Blocks	2	2

### GATTOZZI'S CAREER YEAR-BY-YEAR STATISTICS

SEASON	GP	GS	MIN	AVG	FG	FGA	PCT	3-FG	3-FGA	PCT	FT	FTA	PCT	OFF	DEF	TOT	AVG	PF	FO	AST	TO	BLK	STL	PTS	AVG
2021-22	29	1	497	17.1	51	137	.372	11	42	.262	37	52	.712	21	38	59	2.0	32	0	15	46	3	8	150	5.2
TOTALS	29	1	497	17.1	51	137	.372	11	42	.262	37	52	.712	21	38	59	2.0	32	0	15	46	3	8	150	5.2



# 2021-22 CANISIUS WOMEN'S BASKETBALL GAME NOTES



## ELLA VÄÄTÄNEN (VAH-TA-NIHN)

GRADUATE STUDENT • FORWARD • 6-1 • TUUSULA, FINLAND • MÄKELÄNRINNE / LIU

### 2021-22 SEASON STATS

PPG	RPG	BPG	FG%	3-FG%	FT%
3.4	2.8	1.1	27.6	28.6	40.0

### LAST APPEARANCE — VS. IONA (3/5/22)

MIN	PTS	FG	3-FG	REB	STL
18:48	0	0-1	0-1	2	1

### 2021-22 • GRADUATE SEASON

• Blocked career-high five shots vs. Marist (Feb. 12) ... hauled in career-high nine rebounds at Fairfield (Feb. 5) ... established career-high for 3-pointers made (3) at Iona (Feb. 3) ... tied season-high two assists against Fairfield (Jan. 15) ... scored 10 points against Niagara (Jan. 9), recording second 10-point game of career

### 2020-21 • SENIOR SEASON

• Appeared in all five games, making two starts during pandemic-shortened season ... finished with 13 points, three blocks and two steals

### BEFORE CANISIUS

• Played three seasons at Long Island University, logging 81 games played (27 starts) with the Sharks ... attended Mäkelänrinne High School in Helsinki and played club basketball at Helsinki Basketball Academy

### PERSONAL

• Born Dec. 5, 1997 ... daughter of Jari and Aija Väättänen ... has a brother, Arttu ... received her bachelor's degree in communications ... currently pursuing her master's in sport administration

### 2021-22 SEASON HIGHS

Points	10	vs. Niagara (1/9/22)
Field Goals	4	vs. Niagara (1/9/22)
Field Goal Att.	9	vs. Niagara (1/9/22)
3-PT Field Goals	3	at Iona (2/3/22)
3-PT Field Goal Att.	5	at UAlbany (12/15/21)
Free Throws	2	vs. Manhattan (12/21/21)
Free Throw Att.	4	vs. Youngstown State (12/8/21)
Rebounds	9	at Fairfield (2/5/22)
Assists	2	at UAlbany (12/15/21)
Blocks	5	vs. Marist (2/12/22)
Steals	2	(4x), Last: at Iona (2/3/22)

### CAREER HIGHS

Points	11	vs. UC Irvine (11/23/18)*
Field Goals	5	vs. UC Irvine (11/23/18)*
Field Goal Att.	12	at Grand Canyon (11/24/18)*
3-PT Field Goals	3	at Iona (2/3/22)
3-PT Field Goal Att.	5 (3x), Last: at UAlbany (12/15/21)	
Free Throws	2	(7x), Last: at Rider (2/19/22)
Free Throw Att.	4 (3x), Last: vs. Ytown State (12/8/21)	
Rebounds	9	at Fairfield (2/5/22)
Assists	3 (3x), Last: vs. Sacred Heart (2/18/19)*	
Blocks	5	vs. Marist (2/12/22)
Steals	3	vs. Mount St. Mary's (2/11/19)*

Note: \* - Denotes career highs set at LIU

### MISCELLANEOUS

	FR	SO	JR	SR	GR	TOT
Double-Doubles	—	—	—	—	—	—
10+ Points	—	1	—	—	1	2
20+ Points	—	—	—	—	—	—
5+ Rebounds	1	5	—	—	6	12
10+ Rebounds	—	—	—	—	—	—
5+ Assists	—	—	—	—	—	—
2+ 3-PT Field Goals	1	2	—	—	5	8
2+ Steals	3	7	1	—	4	15
2+ Blocks	2	7	2	—	7	18
Led Team in Points	—	—	—	—	—	—
Led Team in Rebs.	—	1	—	—	1	2
Led Team in Assists	—	—	—	—	1	1
Led Team in Steals	2	4	—	1	3	10
Led Team in Blocks	2	10	4	2	10	28

Shaded columns denote seasons at LIU

### 2021-22 SEASON STATS

OPPONENT	GS	MP	FG-A	PCT	3P-PA	PCT	FT-A	PCT	O-D-T	PF	A	TO	BLK	STL	PTS
at Buffalo (11/9)	*	14:40	0-5	.000	0-2	.000	0-0	—	0-3-3	4	1	2	0	0	0
at Binghamton (11/13)	*	28:08	0-3	.000	0-1	.000	0-0	—	2-3-5	2	1	1	0	2	0
at St. Bonaventure (11/17)	*	21:25	2-5	.400	1-3	.333	0-0	—	2-1-3	2	0	3	1	0	5
COLGATE (11/20)	*	15:04	1-3	.333	1-3	.333	0-0	—	0-2-2	2	1	2	0	1	3
DETROIT MERCY (11/23)	*	12:32	1-3	.333	1-3	.333	0-2	.000	0-2-2	1	0	0	0	0	3
ROBERT MORRIS (11/27)	*	23:00	1-3	.333	0-2	.000	0-0	—	0-0-0	1	1	1	1	1	2
at Duquesne (12/1)	*	23:35	1-5	.200	0-2	.000	0-0	—	1-2-3	1	1	0	1	1	2
YOUNGSTOWN ST. (12/8)	*	21:40	2-3	.667	0-1	.000	1-4	.250	2-2-4	5	0	3	2	0	5
at UAlbany (12/15)	*	25:21	3-7	.429	2-5	.400	0-0	—	1-1-2	2	2	2	1	0	8
SAINT PETER'S (12/19)	*	24:57	1-6	.167	0-2	.000	0-0	—	2-0-2	1	1	3	2	2	2
MANHATTAN (12/21)	*	25:54	0-4	.000	0-3	.000	2-3	.667	1-3-4	2	0	3	3	2	2
NIAGARA (1/9)	*	29:34	4-9	.444	2-4	.500	0-1	.000	1-3-4	4	0	2	1	1	10
RIDER (1/13)	*	28:05	2-8	.250	0-3	.000	1-2	.500	1-4-5	4	0	2	3	1	5
FAIRFIELD (1/15)	*	21:38	0-6	.000	0-0	—	0-0	—	1-2-3	1	2	1	1	0	0
at Saint Peter's (1/20)	*	11:58	0-3	.000	0-2	.000	0-0	—	0-0-0	2	0	1	0	0	0
at Monmouth (1/22)		12:06	0-1	.000	0-1	.000	0-0	—	0-1-1	0	0	2	0	0	0
at Marist (1/24)		24:23	1-5	.200	1-4	.250	0-0	—	1-0-1	1	1	0	0	0	3
QUINNIPIAC (1/27)	*	22:54	2-8	.250	2-4	.500	0-0	—	0-5-5	2	0	2	4	1	6
SIENA (1/29)	*	19:38	2-3	.667	1-1	1.000	0-0	—	4-1-5	4	1	0	0	1	5
at Iona (2/3)	*	26:12	3-5	.600	3-4	.750	0-0	—	1-1-2	3	0	2	1	2	9
at Fairfield (2/5)	*	18:46	2-4	.500	2-4	.500	0-0	—	1-8-9	4	0	2	1	0	6
at Quinnipiac (2/7)	*	16:53	0-4	.000	0-3	.000	1-2	.500	0-2-2	0	0	1	1	0	1
MONMOUTH (2/10)	*	19:44	2-5	.400	1-3	.333	0-0	—	1-1-2	3	0	0	0	0	5
MARIST (2/12)	*	15:26	1-5	.200	1-3	.333	0-0	—	1-0-1	2	0	2	5	0	3
at Manhattan (2/17)	*	11:56	0-1	.000	0-1	.000	0-0	—	1-1-2	2	0	3	0	0	0
at Rider (2/19)	*	15:16	2-5	.400	1-2	.500	2-2	1.000	0-0-0	0	0	0	1	0	7
at Siena (2/24)	*	20:00	2-6	.333	1-3	.333	0-2	.000	3-2-5	0	0	1	2	0	5
at Niagara (2/26)		11:23	0-1	.000	0-0	—	1-2	.500	1-0-1	0	0	0	0	0	1
IONA (3/5)	*	18:48	0-1	.000	0-1	.000	0-0	—	0-2-2	5	0	2	0	1	0

### VÄÄTÄNEN'S CAREER YEAR-BY-YEAR STATISTICS

SEASON	GP	GS	MIN	AVG	FG	FGA	PCT	3-FG	3-FGA	PCT	FT	FTA	PCT	OFF	DEF	TOT	AVG	PF	FO	AST	TO	BLK	STL	PTS	AVG
2017-18	30	2	295	9.8	13	55	.236	6	33	.182	3	11	.273	13	19	32	1.1	36	0	4	28	8	13	35	1.2
2018-19	29	22	687	23.7	40	121	.331	11	55	.200	11	24	.458	19	56	75	2.6	70	0	19	48	25	20	102	3.5
2019-20	22	3	199	9.1	14	43	.326	0	10	.000	4	5	.800	9	13	22	1.0	28	0	7	15	7	7	32	1.5
2020-21	5	2	106	21.2	6	22	.273	1	8	.125	0	0	.000	3	8	11	2.2	15	0	0	9	3	2	13	2.6
2021-22	29	26	581	20.0	35	127	.276	20	70	.286	8	20	.400	28	52	80	2.8	60	2	12	43	31	16	98	3.4
TOTALS	115	55	1868	16.2	108	368	.293	38	176	.216	26	60	.433	72	148	220	1.9	209	2	42	143	74	58	280	2.4

Gray shaded lines denote time spent at LIU



# 2021-22 CANISIUS WOMEN'S BASKETBALL GAME NOTES



## GIANA HERNANDEZ-BOULDEN

SOPHOMORE • GUARD • 6-1 • HAMILTON, N.J. • TRENTON CATHOLIC ACADEMY / RHODE ISLAND

### 2021-22 SEASON STATS

PPG	RPG	APG	FG%	3-FG%	FT%
-	-	-	-	-	-

### LAST APPEARANCE — NONE

MIN	PTS	FG	3-FG	REB	AST
-	-	-	-	-	-

### BEFORE CANISIUS

• Started 2020-21 season at West Virginia before transferring to Rhode Island ... averaged 11 points and seven rebounds during senior campaign at Trenton Catholic Academy, aiding team to Mercer County Tournament Championship title ... 2020 McDonald's All-American Game nominee ... 59th-ranked guard in class of 2020 by ESPN ... Named *The Trentonian* Player of the Year in 2020 and was two-time All-Area First Team nominee ... aided Trenton Catholic Academy to three consecutive Mercer County Championship game appearances ... represented Puerto Rico in 2017 FIBA Under-16 America's Women's Basketball Championship in Argentina, averaging 6.4 points and 4.6 rebounds in five games

### PERSONAL

• Born Sept. 20, 2002 ... majoring in strategic communication

### SEASON / CAREER HIGHS

Points	
Field Goals	
Field Goal Att.	
3-PT Field Goals	
3-PT Field Goal Att.	
Free Throws	
Free Throw Att.	
Rebounds	
Assists	
Blocks	
Steals	

### MISCELLANEOUS

	FR	SO	TOT
Double-Doubles	-	-	-
10+ Points	-	-	-
20+ Points	-	-	-
5+ Rebounds	-	-	-
10+ Rebounds	-	-	-
5+ Assists	-	-	-
2+ 3-PT Field Goals	-	-	-
2+ Steals	-	-	-
2+ Blocks	-	-	-
Led Team in Points	-	-	-
Led Team in Rebs.	-	-	-
Led Team in Assists	-	-	-
Led Team in Steals	-	-	-
Led Team in Blocks	-	-	-

Shaded columns denote seasons at Rhode Island

### 2021-22 SEASON STATS

OPPONENT	GS	MP	FG-A	PCT	3P-PA	PCT	FT-A	PCT	O-D-T	PF	A	TO	BLK	STL	PTS
at Buffalo (11/9)									---	---	---	---	---	---	---
at Binghamton (11/13)									---	---	---	---	---	---	---
at St. Bonaventure (11/17)									---	---	---	---	---	---	---
COLGATE (11/20)									---	---	---	---	---	---	---
DETROIT MERCY (11/23)									---	---	---	---	---	---	---
ROBERT MORRIS (11/27)									---	---	---	---	---	---	---
at Duquesne (12/1)									---	---	---	---	---	---	---
YOUNGSTOWN ST. (12/8)									---	---	---	---	---	---	---
at UAlbany (12/15)									---	---	---	---	---	---	---
SAINT PETER'S (12/19)									---	---	---	---	---	---	---
MANHATTAN (12/21)									---	---	---	---	---	---	---
NIAGARA (1/9)									---	---	---	---	---	---	---
RIDER (1/13)									---	---	---	---	---	---	---
FAIRFIELD (1/15)									---	---	---	---	---	---	---
at Saint Peter's (1/20)									---	---	---	---	---	---	---
at Monmouth (1/22)									---	---	---	---	---	---	---
at Marist (1/24)									---	---	---	---	---	---	---
QUINNIPIAC (1/27)									---	---	---	---	---	---	---
SIENA (1/29)									---	---	---	---	---	---	---
at Iona (2/3)									---	---	---	---	---	---	---
at Fairfield (2/5)									---	---	---	---	---	---	---
at Quinnipiac (2/7)									---	---	---	---	---	---	---
MONMOUTH (2/10)									---	---	---	---	---	---	---
MARIST (2/12)									---	---	---	---	---	---	---
at Manhattan (2/17)									---	---	---	---	---	---	---
at Rider (2/19)									---	---	---	---	---	---	---
at Siena (2/24)									---	---	---	---	---	---	---
at Niagara (2/26)									---	---	---	---	---	---	---
IONA (3/5)									---	---	---	---	---	---	---

### HERNANDEZ-BOULDEN'S CAREER YEAR-BY-YEAR STATISTICS

SEASON	GP	GS	MIN	AVG	FG	FGA	PCT	3-FG	3-FGA	PCT	FT	FTA	PCT	OFF	DEF	TOT	AVG	PF	FO	AST	TO	BLK	STL	PTS	AVG
2020-21																									
2021-22	0	0	0	0.0	0	0	.000	0	0	.000	0	0	.000	0	0	0	0.0	0	0	0	0	0	0	0	0.0
TOTALS	0	0	0	0.0	0	0	.000	0	0	.000	0	0	.000	0	0	0	0.0	0	0	0	0	0	0	0	0.0

Gray shaded lines denote time spent at Rhode Island



# 2021-22 CANISIUS WOMEN'S BASKETBALL GAME NOTES



## HANNAH DOLAN (DOH-LIN)

• GUARD • 5-10 • WILLIAMSVILLE, N.Y. • WILLIAMSVILLE SOUTH / NORTHFIELD MOUNT HERMON

### 2021-22 SEASON STATS

PPG	RPG	APG	FG%	3-FG%	FT%
-	-	-	-	-	-

### LAST APPEARANCE — NONE

MIN	PTS	FG	3-FG	REB	AST
-	-	-	-	-	-

### BEFORE CANISIUS

• Attended Northfield Mount Hermon for a post-grad year after playing five seasons at Williamsville South High School ... named an All-Western New York selection following her senior year in 2019-20 after logging 14 points, six assists, 3.8 steals and 3.3 rebounds per game

### PERSONAL

• Born March 14, 2002 ... daughter of Michael and Kristen Dolan, both of whom are Canisius alumni ... has two brothers, Graham and Greg, and a sister, Gretchen ... mother played basketball at Canisius from 1987-91 ... brother, Greg, is currently on Cornell's men's basketball team ... currently enrolled in pathfinders

### SEASON / CAREER HIGHS

Points	-
Field Goals	-
Field Goal Att.	-
3-PT Field Goals	-
3-PT Field Goal Att.	-
Free Throws	-
Free Throw Att.	-
Rebounds	-
Assists	-
Blocks	-
Steals	-

### MISCELLANEOUS

	FR	TOTAL
Double-Doubles	-	-
10+ Points	-	-
20+ Points	-	-
5+ Rebounds	-	-
10+ Rebounds	-	-
5+ Assists	-	-
2+ 3-PT Field Goals	-	-
2+ Steals	-	-
2+ Blocks	-	-
Led Team in Points	-	-
Led Team in Rebs.	-	-
Led Team in Assists	-	-
Led Team in Steals	-	-
Led Team in Blocks	-	-

### 2021-22 SEASON STATS

OPPONENT	GS	MP	FG-A	PCT	3P-PA	PCT	FT-A	PCT	O-D-T	PF	A	TO	BLK	STL	PTS
at Buffalo (11/9)															---
at Binghamton (11/13)															---
at St. Bonaventure (11/17)															---
COLGATE (11/20)															---
DETROIT MERCY (11/23)															---
ROBERT MORRIS (11/27)															---
at Duquesne (12/1)															---
YOUNGSTOWN ST. (12/8)															---
at UAlbany (12/15)															---
SAINT PETER'S (12/19)															---
MANHATTAN (12/21)															---
NIAGARA (1/9)															---
RIDER (1/13)															---
FAIRFIELD (1/15)															---
at Saint Peter's (1/20)															---
at Monmouth (1/22)															---
at Marist (1/24)															---
QUINNIPIAC (1/27)															---
SIENA (1/29)															---
at Iona (2/3)															---
at Fairfield (2/5)															---
at Quinnipiac (2/7)															---
MONMOUTH (2/10)															---
MARIST (2/12)															---
at Manhattan (2/17)															---
at Rider (2/19)															---
at Siena (2/24)															---
at Niagara (2/26)															---
IONA (3/5)															---

### DOLAN'S CAREER YEAR-BY-YEAR STATISTICS

SEASON	GP	GS	MIN	AVG	FG	FGA	PCT	3-FG	3-FGA	PCT	FT	FTA	PCT	OFF	DEF	TOT	AVG	PF	FO	AST	TO	BLK	STL	PTS	AVG
2021-22	0	0	0	0.0	0	0	.000	0	0	.000	0	0	.000	0	0	0	0.0	0	0	0	0	0	0	0	0.0
TOTAL	0	0	0	0.0	0	0	.000	0	0	.000	0	0	.000	0	0	0	0.0	0	0	0	0	0	0	0	0.0



# 2021-22 CANISIUS WOMEN'S BASKETBALL GAME NOTES



## ATHINA LEXA (UH-THEEN-UH LEHK-SUH)

FRESHMAN • GUARD • 5-9 • THESSALONIKI, GREECE • HELLENIC COLLEGE OF THESSALONIKI

### 2021-22 SEASON STATS

PPG	RPG	APG	FG%	3-FG%	FT%
8.3	2.7	1.0	43.2	32.1	70.3

### LAST APPEARANCE — VS. IONA (3/5/22)

MIN	PTS	FG	3-FG	REB	STL
21:30	11	4-7	1-2	2	1

### 2021-22 • FRESHMAN SEASON

• Established season-highs in points (26), field goals made (9), 3-pointers made (3) and free throws made (5) against Marist (Feb. 12); also matched season-high for steals for fourth time against Marist ... seven rebounds vs. Monmouth (Feb. 10), her most this season ... has matched season-high for assists on three occasions, recently vs. Siena (Jan. 29)

### BEFORE CANISIUS

• Played four seasons for Hellenic College of Thessaloniki prior to arriving at Canisius ... averaged 20 points per game in her prep career ... competed with Greek Women's U16 and U18 National Teams at the FIBA European Championships ... participated in training camp with Greek Women's National Team for 2020 Summer Olympics in Tokyo

### PERSONAL

• Born April 3, 2002 ... daughter of Kostas and Natasha Lexa ... has two brothers, Konstantinos and Filipp ... majoring in health and wellness

### CAREER HONORS

2022 All-MAAC Rookie Team

### SEASON / CAREER HIGHS

Points	26	vs. Marist (2/12/22)
Field Goals	9	vs. Marist (2/12/22)
Field Goal Att.	17	vs. Marist (2/12/22) at Rider (2/19/22)
3-PT Field Goals	4	at Niagara (2/26/22)
3-PT Field Goal Att.	8	at Niagara (2/26/22)
Free Throws	5	vs. Marist (2/12/22)
Free Throw Att.	6	vs. Siena (1/29/22) vs. Marist (2/12/22) vs. Monmouth (2/10/22)
Rebounds	7	at Siena (2/24/22)
Assists	3 (4x)	Last: at Siena (2/24/22)
Blocks	1 (3x)	Last: vs. Monmouth (2/10/22)
Steals	2 (5x)	Last: at Rider (2/19/22)

### MISCELLANEOUS

	FR	TOTAL
Double-Doubles	—	—
10+ Points	11	11
20+ Points	2	2
5+ Rebounds	6	6
10+ Rebounds	—	—
5+ Assists	—	—
2+ 3-PT Field Goals	8	8
2+ Steals	5	5
2+ Blocks	—	—
Led Team in Points	6	6
Led Team in Rebs.	2	2
Led Team in Assists	3	3
Led Team in Steals	6	6
Led Team in Blocks	1	1

### 2021-22 SEASON STATS

OPPONENT	GS	MP	FG-A	PCT	3P-PA	PCT	FT-A	PCT	O-D-T	PF	A	TO	BLK	STL	PTS
at Buffalo (11/9)									---						
at Binghamton (11/13)									---						
at St. Bonaventure (11/17)		16:04	1-3	.333	0-1	.000	0-0	—	0-2-2	3	0	6	1	1	2
COLGATE (11/20)		10:13	1-1	1.000	1-1	1.000	2-2	1.000	0-2-2	3	0	2	0	0	5
DETROIT MERCY (11/23)		23:01	1-3	.333	0-2	.000	0-0	—	0-0-0	2	3	1	0	1	2
ROBERT MORRIS (11/27)		10:01	2-2	1.000	0-0	—	0-0	—	0-1-1	2	0	3	0	2	4
at Duquesne (12/1)		20:49	0-3	.000	0-2	.000	0-0	—	0-0-0	0	1	3	0	0	0
YOUNGSTOWN ST. (12/8)		7:47	0-1	.000	0-1	.000	0-0	—	0-1-1	1	0	3	0	0	0
at UAlbany (12/15)		6:48	0-0	—	0-0	—	0-0	—	0-0-0	0	0	0	0	0	0
SAINT PETER'S (12/19)		7:59	0-0	—	0-0	—	0-0	—	0-1-1	3	0	0	0	0	0
MANHATTAN (12/21)		19:27	4-8	.500	1-4	.250	0-2	.000	0-1-1	1	0	4	0	0	9
NIAGARA (1/9)		32:16	2-8	.250	1-4	.250	0-0	—	0-3-3	4	0	1	0	0	5
RIDER (1/13)		6:47	0-1	.000	0-1	.000	0-0	—	0-0-0	1	0	2	0	0	0
FAIRFIELD (1/15)		18:31	2-4	.500	1-1	1.000	0-0	—	0-2-2	1	2	2	0	1	5
at Saint Peter's (1/20)		24:43	6-12	.500	2-6	.333	0-0	—	3-1-4	2	1	2	1	1	14
at Monmouth (1/22)	*	27:19	4-12	.333	1-4	.250	1-2	.500	0-5-5	2	3	2	0	2	10
at Marist (1/24)	*	27:35	3-8	.375	0-2	.000	2-4	.500	0-1-1	3	1	0	0	1	8
QUINNIPIAC (1/27)	*	24:58	4-12	.333	2-6	.333	0-0	—	0-2-2	1	1	6	0	0	10
SIENA (1/29)	*	22:52	3-8	.375	2-3	.667	4-6	.667	1-4-5	3	3	3	0	0	12
at Iona (2/3)	*	29:46	5-8	.625	2-4	.500	2-2	1.000	0-4-4	0	3	2	0	2	14
at Fairfield (2/5)	*	28:56	4-11	.364	0-3	.000	0-0	—	2-1-3	1	1	3	0	1	8
at Quinnipiac (2/7)	*	26:03	1-7	.143	0-4	.000	0-0	—	1-3-4	2	1	4	0	0	2
MONMOUTH (2/10)	*	29:06	8-13	.615	0-4	.000	0-0	—	2-5-7	1	1	2	1	1	16
MARIST (2/12)	*	29:57	9-17	.529	3-7	.429	5-6	.833	0-5-5	3	2	3	0	2	26
at Manhattan (2/17)	*	31:37	4-14	.286	3-7	.429	3-4	.750	2-3-5	1	0	4	0	0	14
at Rider (2/19)	*	35:42	7-17	.412	2-6	.333	1-2	.500	2-2-4	2	0	3	0	2	17
at Siena (2/24)		28:06	3-5	.600	1-1	1.000	1-1	1.000	1-6-7	3	3	5	0	0	8
at Niagara (2/26)	*	35:25	8-14	.571	4-8	.500	3-4	.750	0-3-3	1	1	6	0	0	23
IONA (3/5)		21:30	4-7	.571	1-2	.500	2-2	1.000	1-1-2	4	0	2	0	1	11

### LEXA'S CAREER YEAR-BY-YEAR STATISTICS

SEASON	GP	GS	MIN	AVG	FG	FGA	PCT	3-FG	3-FGA	PCT	FT	FTA	PCT	OFF	DEF	TOT	AVG	PF	FO	AST	TO	BLK	STL	PTS	AVG
2021-22	27	12	603	22.3	86	199	.432	27	84	.321	26	37	.703	15	59	74	2.7	50	0	27	74	3	18	225	8.3
TOTALS	27	12	603	22.3	86	199	.432	27	84	.321	26	37	.703	15	59	74	2.7	50	0	27	74	3	18	225	8.3



# 2021-22 CANISIUS WOMEN'S BASKETBALL GAME NOTES



## XANTHIPPI KARATASIOU

(ZAN-THIPP-EE CARE-UH-TAAS-YOU)

FRESHMAN • GUARD • 5-9 • KATERINI, GREECE • HIGH SCHOOL OF KONTARIOTISSA

### 2021-22 SEASON STATS

PPG	RPG	APG	FG%	3-FG%	FT%
0.0	0.5	0.0	—	—	—

### LAST APPEARANCE — AT BINGHAMTON (11/13/21)

MIN	PTS	FG	3-FG	REB	STL
0:07	0	0-0	0-0	0	0

### 2021-22 • FRESHMAN SEASON

- Recorded a steal and a rebound in her collegiate debut at Buffalo (Nov. 9)

### BEFORE CANISIUS

- Played five seasons of club basketball with Pierikos Arhelaos ... participated in the Panhellenic Tournament on three occasions ... competed with the U16 Greek National Team at the FIBA European Championship ... a three-time participant at Greece's U18 Championship

### PERSONAL

- Born June 3, 2003 ... daughter of Asterios Karatasios and Georgia Katsara ... has one brother, Angelos Karatasios, who plays soccer professionally with Diagoras in Greece's Super League 2 ... majoring in sports & exercise health care

### SEASON / CAREER HIGHS

Points	—	—
Field Goals	—	—
Field Goal Att.	—	—
3-PT Field Goals	—	—
3-PT Field Goal Att.	—	—
Free Throws	—	—
Free Throw Att.	—	—
Rebounds	1	at Buffalo (11/9/21)
Assists	—	—
Blocks	—	—
Steals	1	at Buffalo (11/9/21)

### MISCELLANEOUS

	FR	TOTAL
Double-Doubles	—	—
10+ Points	—	—
20+ Points	—	—
5+ Rebounds	—	—
10+ Rebounds	—	—
5+ Assists	—	—
2+ 3-PT Field Goals	—	—
2+ Steals	—	—
2+ Blocks	—	—
Led Team in Points	—	—
Led Team in Rebs.	—	—
Led Team in Assists	—	—
Led Team in Steals	—	—
Led Team in Blocks	—	—

### 2021-22 SEASON STATS

OPPONENT	GS	MP	FG-A	PCT	3P-PA	PCT	FT-A	PCT	O-D-T	PF	A	TO	BLK	STL	PTS
at Buffalo (11/9)		17:54	0-0	---	0-0	---	0-0	---	0-1-1	3	0	2	0	1	0
at Binghamton (11/13)		0:07	0-0	—	0-0	—	0-0	—	0-0-0	1	0	0	0	0	0
at St. Bonaventure (11/17)															
COLGATE (11/20)															
DETROIT MERCY (11/23)															
ROBERT MORRIS (11/27)															
at Duquesne (12/1)															
YOUNGSTOWN ST. (12/8)															
at UAlbany (12/15)															
SAINT PETER'S (12/19)															
MANHATTAN (12/21)															
NIAGARA (1/9)															
RIDER (1/13)															
FAIRFIELD (1/15)															
at Saint Peter's (1/20)															
at Monmouth (1/22)															
at Marist (1/24)															
QUINNIPIAC (1/27)															
SIENA (1/29)															
at Iona (2/3)															
at Fairfield (2/5)															
at Quinnipiac (2/7)															
MONMOUTH (2/10)															
MARIST (2/12)															
at Manhattan (2/17)															
at Rider (2/19)															
at Siena (2/24)															
at Niagara (2/26)															
IONA (3/5)															

### KARATASIOU'S CAREER YEAR-BY-YEAR STATISTICS

SEASON	GP	GS	MIN	AVG	FG	FGA	PCT	3-FG	3-FGA	PCT	FT	FTA	PCT	OFF	DEF	TOT	AVG	PF	FO	AST	TO	BLK	STL	PTS	AVG
2021-22	2	0	18	9.0	0	0	.000	0	0	.000	0	0	.000	0	1	1	1.0	4	0	0	2	0	1	0	0.0
TOTAL	2	0	18	9.0	0	0	.000	0	0	.000	0	0	.000	0	1	1	1.0	4	0	0	2	0	1	0	0.0



# 2021-22 CANISIUS WOMEN'S BASKETBALL GAME NOTES

## DANI HASKELL (HASS-KULL)

SOPHOMORE • GUARD • 5-6 • FRANKLINVILLE, N.Y. • FRANKLINVILLE

### 2021-22 SEASON STATS

PPG	RPG	APG	FG%	3-FG%	FT%
14.1	3.9	2.8	36.4	30.2	87.2

### LAST APPEARANCE — VS. IONA (3/5/22)

MIN	PTS	FG	3-FG	FT	AST
33:17	21	6-15	3-7	6-6	3

### 2021-22 • SOPHOMORE SEASON

• Career-high six assists at Iona (Feb. 3) ... scored 24 points vs. Siena (Jan. 29), while tying single-game high for 3-pointers (5) ... set career highs in points (27) and steals (4) vs. Niagara (Jan. 9) and matched career-high in rebounds (7)

### 2020-21 • FRESHMAN SEASON

• Started all five games during her rookie season, averaging 34 minutes per contest ... led Canisius in scoring with 56 total points and 11.4 points per game ... opened season with 12-point game against crosstown rival Buffalo (Dec. 6) ... scored season-high 19 points at Marist (Dec. 12) ... nearly perfect at the free-throw line, going 16-for-17 at the charity stripe

### BEFORE CANISIUS

• Played six seasons at Franklinville High School, earning six varsity letters ... concluded high school career with 3,227 points — the second-most by a female in New York State (Caryn Schoff — 1989-95 — 3,548 points at St. Johnsville) ... holds record for most points by a Western New York player (male or female) ... made 467 three-pointers during high school career ... named New York State Class D MVP in 2018 and 2019 and earned First Team honors in 2020 ... three-time All-Western New York honoree, highlighted by Player of the Year honors in 2019 ... four-time Big 30 Player of the Year ... averaged 31.0 points and 6.1 rebounds per contest during senior campaign

### PERSONAL

• Born Sept. 5, 2002 ... daughter of Jeff and Jill Haskell ... has a brother, Josh, and a sister, Ally ... father played college basketball at RIT, mother played basketball at Houghton ... sister plays softball at St. Bonaventure ... majoring in integrated marketing communications

### 2021-22 SEASON STATS

OPPONENT	GS	MP	FG-A	PCT	3P-PA	PCT	FT-A	PCT	O-D-T	PF	A	TO	BLK	STL	PTS
at Buffalo (11/9)	*	30:44	5-14	.357	1-8	.125	2-2	100.0	0-7-7	2	2	8	0	3	13
at Binghamton (11/13)	*	38:05	9-19	.474	2-10	.200	5-6	.833	1-4-5	0	4	9	0	2	25
at St. Bonaventure (11/17)	*	31:59	3-12	.250	1-7	.143	0-2	.000	0-3-3	2	2	2	0	0	7
COLGATE (11/20)	*	29:34	4-12	.333	2-5	.400	0-0	—	0-3-3	2	2	6	0	1	10
DETROIT MERCY (11/23)	*	31:12	5-15	.333	5-12	.417	9-10	.900	2-1-3	2	1	2	0	1	24
ROBERT MORRIS (11/27)	*	35:49	6-16	.375	2-8	.250	4-4	1.000	2-5-7	1	3	1	0	1	18
at Duquesne (12/1)	*	29:22	5-16	.313	0-7	.000	2-2	1.000	1-1-2	2	3	1	0	2	12
YOUNGSTOWN ST. (12/8)	*	24:48	4-6	.667	1-3	.333	5-5	1.000	0-5-5	4	3	2	0	2	14
at UAlbany (12/15)	*	31:30	4-13	.308	2-7	.286	1-1	1.000	1-4-5	0	4	2	0	1	11
SAINT PETER'S (12/19)	*	34:47	3-16	.188	2-10	.200	2-2	1.000	1-1-2	2	2	4	0	0	10
MANHATTAN (12/21)	*	32:30	6-17	.353	4-11	.364	1-2	.500	2-2-4	1	4	3	1	2	17
NIAGARA (1/9)	*	37:57	9-17	.529	4-7	.571	5-8	.625	2-5-7	2	4	7	0	4	27
RIDER (1/13)	*	33:44	3-14	.214	2-8	.250	2-2	1.000	0-1-1	1	3	2	0	0	10
FAIRFIELD (1/15)	*	30:36	4-13	.308	2-8	.250	0-0	—	0-3-3	4	0	2	1	0	10
at Saint Peter's (1/20)	*	29:59	1-6	.167	1-3	.333	2-2	1.000	1-2-3	1	1	4	0	3	5
at Monmouth (1/22)	*	24:39	4-7	.571	3-6	.500	2-2	1.000	0-1-1	4	2	2	0	1	13
at Marist (1/24)	*	22:36	4-7	.571	2-3	.667	0-0	—	2-4-6	2	2	3	0	0	10
QUINNIPIAC (1/27)	*	30:11	3-6	.500	2-3	.667	8-10	.800	1-2-3	2	3	2	0	1	16
SIENA (1/29)	*	29:01	6-10	.600	5-8	.625	7-8	.875	0-3-3	0	5	3	0	2	24
at Iona (2/3)	*	32:01	5-12	.417	1-4	.250	0-0	—	2-4-6	5	6	2	0	1	11
at Fairfield (2/5)	*	36:26	1-9	.111	1-8	.125	2-2	1.000	0-2-2	1	3	3	0	1	5
at Quinnipiac (2/7)	*	30:10	4-10	.400	2-4	.500	2-2	1.000	2-4-6	4	2	2	0	2	12
MONMOUTH (2/10)	*	28:22	5-15	.333	2-9	.222	3-4	.750	0-3-3	3	2	2	0	2	15
MARIST (2/12)	*	35:19	5-16	.313	1-8	.125	2-2	1.000	0-6-6	1	5	1	0	1	13
at Manhattan (2/17)	*	31:02	7-16	.438	5-11	.455	2-2	1.000	2-1-3	1	5	2	0	2	21
at Rider (2/19)	*	27:31	0-5	.000	0-4	.000	0-0	—	1-6-7	0	2	1	0	0	0
at Siena (2/24)	*	34:40	4-13	.308	2-7	.286	4-4	1.000	1-2-3	2	2	1	0	1	14
at Niagara (2/26)	*	28:59	7-16	.438	2-9	.222	4-4	1.000	0-2-2	3	2	6	0	1	20
IONA (3/5)	*	33:17	6-15	.400	3-7	.429	6-6	1.000	0-3-3	1	3	4	0	2	21



### CAREER HONORS

2022 All-MAAC Third Team

### 2021-22 SEASON HIGHS

Points	27	vs. Niagara (1/9/22)
Field Goals	9	at Binghamton (11/13/21) vs. Niagara (1/9/22)
Field Goal Att.	19	at Binghamton (11/13/21)
3-PT Field Goals	5 (3x)	Last: at Manhattan (2/17/22)
3-PT Field Goal Att.	12	vs. Detroit Mercy (11/23/21)
Free Throws	9	vs. Detroit Mercy (11/23/21)
Free Throw Att.	10	vs. Detroit Mercy (11/23/21) vs. Quinnipiac (1/27/22)
Rebounds	7 (4x)	Last: at Rider (2/19/22)
Assists	6	at Iona (2/3/22) vs. Manhattan (12/21/21)
Blocks	1	vs. Fairfield (1/15/22)
Steals	4	vs. Niagara (1/9/22)

### CAREER HIGHS

Points	27	vs. Niagara (1/9/22)
Field Goals	9	at Binghamton (11/13/21) vs. Niagara (1/9/22)
Field Goal Att.	19	at Binghamton (11/13/21)
3-PT Field Goals	5 (3x)	Last: at Manhattan (2/17/22)
3-PT Field Goal Att.	12	vs. Detroit Mercy (11/23/21)
Free Throws	9	vs. Detroit Mercy (11/23/21)
Free Throw Att.	10	vs. Quinnipiac (1/27/22) vs. Detroit Mercy (11/23/21)
Rebounds	7 (4x)	Last: at Rider (2/19/22)
Assists	6	at Iona (2/3/22) vs. Manhattan (12/21/21)
Blocks	1	vs. Fairfield (1/15/22)
Steals	4	vs. Niagara (1/9/22)

### MISCELLANEOUS

	FR	SO	TOTAL
Double-Doubles	—	—	—
10+ Points	3	25	28
20+ Points	—	7	7
5+ Rebounds	—	11	11
10+ Rebounds	—	—	—
5+ Assists	—	4	4
2+ 3-PT Field Goals	3	20	23
2+ Steals	2	12	14
2+ Blocks	—	—	—
Led Team in Points	3	15	18
Led Team in Rebs.	—	4	4
Led Team in Assists	1	15	16
Led Team in Steals	1	11	12
Led Team in Blocks	—	1	1

### HASKELL'S CAREER YEAR-BY-YEAR STATISTICS

SEASON	GP	GS	MIN	AVG	FG	FGA	PCT	3-FG	3-FGA	PCT	FT	FTA	PCT	OFF	DEF	TOT	AVG	PF	FO	AST	TO	BLK	STL	PTS	AVG
2020-21	5	5	168	33.7	16	58	.276	9	36	.250	16	17	.941	3	10	13	2.6	10	0	12	5	0	5	57	11.4
2021-22	29	29	907	31.3	132	363	.364	62	205	.302	82	94	.872	24	90	114	3.9	55	1	82	89	2	39	408	14.1
TOTALS	34	34	1075	31.6	148	421	.352	71	241	.295	98	111	.883	27	100	127	3.7	65	1	94	94	2	44	465	13.7



# 2021-22 CANISIUS WOMEN'S BASKETBALL GAME NOTES

## ÈLIA PÁEZ (EH-LEE-UH PIES)

FRESHMAN • GUARD • 5-9 • SABADELL, SPAIN • ESCOLA PIA SABADELL

### 2021-22 SEASON STATS

PPG	RPG	APG	FG%	3-FG%	FT%
-	-	-	-	-	-

### LAST APPEARANCE — NONE

MIN	PTS	FG	3-FG	REB	AST
-	-	-	-	-	-

### BEFORE CANISIUS

- Played three years of club basketball with Basket Almeda, earning the 2021 Catalonia Championship

### PERSONAL

- Born Sept. 19, 2003 ... daughter of Damia Páez and Eva Freixas ... has two siblings, a brother, Damia, and a sister, Claudia ... majoring in health and wellness



### SEASON / CAREER HIGHS

Points	-
Field Goals	-
Field Goal Att.	-
3-PT Field Goals	-
3-PT Field Goal Att.	-
Free Throws	-
Free Throw Att.	-
Rebounds	-
Assists	-
Blocks	-
Steals	-

### MISCELLANEOUS

	FR	TOTAL
Double-Doubles	-	-
10+ Points	-	-
20+ Points	-	-
5+ Rebounds	-	-
10+ Rebounds	-	-
5+ Assists	-	-
2+ 3-PT Field Goals	-	-
2+ Steals	-	-
2+ Blocks	-	-
Led Team in Points	-	-
Led Team in Rebs.	-	-
Led Team in Assists	-	-
Led Team in Steals	-	-
Led Team in Blocks	-	-

### 2021-22 SEASON STATS

OPPONENT	GS	MP	FG-A	PCT	3P-PA	PCT	FT-A	PCT	O-D-T	PF	A	TO	BLK	STL	PTS
at Buffalo (11/9)															---
at Binghamton (11/13)															---
at St. Bonaventure (11/17)															---
COLGATE (11/20)															---
DETROIT MERCY (11/23)															---
ROBERT MORRIS (11/27)															---
at Duquesne (12/1)															---
YOUNGSTOWN ST. (12/8)															---
at UAlbany (12/15)															---
SAINT PETER'S (12/19)															---
MANHATTAN (12/21)															---
NIAGARA (1/9)															---
RIDER (1/13)															---
FAIRFIELD (1/15)															---
at Saint Peter's (1/20)															---
at Monmouth (1/22)															---
at Marist (1/24)															---
QUINNIPIAC (1/27)															---
SIENA (1/29)															---
at Iona (2/3)															---
at Fairfield (2/5)															---
at Quinnipiac (2/7)															---
MONMOUTH (2/10)															---
MARIST (2/12)															---
at Manhattan (2/17)															---
at Rider (2/19)															---
at Siena (2/24)															---
at Niagara (2/26)															---
IONA (3/5)															---

### PAEZ'S CAREER YEAR-BY-YEAR STATISTICS

SEASON	GP	GS	MIN	AVG	FG	FGA	PCT	3-FG	3-FGA	PCT	FT	FTA	PCT	OFF	DEF	TOT	AVG	PF	FO	AST	TO	BLK	STL	PTS	AVG
2021-22	0	0	0	0.0	0	0	.000	0	0	.000	0	0	.000	0	0	0	0.0	0	0	0	0	0	0	0	0.0
TOTAL	0	0	0	0.0	0	0	.000	0	0	.000	0	0	.000	0	0	0	0.0	0	0	0	0	0	0	0	0.0



# 2021-22 CANISIUS WOMEN'S BASKETBALL GAME NOTES



## JANE McCAULEY (MUH-KAHL-LEE)

JUNIOR • GUARD • 5-9 • NEW ROCHELLE, N.Y. • THE URSULINE SCHOOL / VERMONT

### 2021-22 SEASON STATS

PPG	RPG	APG	FG%	3-FG%	FT%
5.5	0.0	0.5	58.3	58.3	50.0

### LAST APPEARANCE — VS. BUCKNELL (11/28/21)

MIN	PTS	FG	3-FG	REB	STL
0:48	0	0-0	0-0	0	0

### BEFORE CANISIUS

• Played three seasons at Vermont, logging 28 games played with the Catamounts, making 40 percent of 3-point attempts (22-of-55) ... shot 38.1 percent from the floor (24-for-63) ... four-year letterwinner at The Ursuline School ... averaged nine points, two rebounds and two assists per game in senior year ... two-time Basketball All-League and All-Section I honoree in 2017-18 and 2018-19 ... also won two Basketball League Championships (2016-17 and 2017-18) ... also was a four-year letterwinner on the softball diamond

### PERSONAL

• Born Oct. 25, 2001 ... majoring in marketing

### 2021-22 SEASON STATS (AT VERMONT)

OPPONENT	GS	MP	FG-A	PCT	3P-PA	PCT	FT-A	PCT	O-D-T	PF	A	TO	BLK	STL	PTS
MERRIMACK (11/9)		4:19	0-1	.000	0-1	.000	0-0	---	0-0-0	0	1	0	0	0	0
vs. American (11/13)									---	--- DID NOT PLAY (COACH'S DECISION) ---					
at Marist (11/14)		11:24	5-8	.625	5-8	.625	1-2	.500	0-0-0	1	0	1	0	0	16
at Navy (11/20)									---	--- DID NOT PLAY (COACH'S DECISION) ---					
BROWN (11/27)		11:50	2-3	.667	2-3	.667	0-0	---	0-0-0	0	1	1	0	1	6
BUCKNELL (11/28)		0:48	0-0	---	0-0	---	0-0	---	0-0-0	0	0	0	0	0	0
LIU (12/3)									---	--- DID NOT PLAY (COACH'S DECISION) ---					
LOYOLA CHICAGO (12/5)									---	--- DID NOT PLAY (COACH'S DECISION) ---					
DARTMOUTH (12/8)									---	--- DID NOT PLAY (COACH'S DECISION) ---					

### 2021-22 SEASON STATS (AT CANISIUS)

OPPONENT	GS	MP	FG-A	PCT	3P-PA	PCT	FT-A	PCT	O-D-T	PF	A	TO	BLK	STL	PTS
RIDER (1/13)									---	--- DID NOT PLAY (INELIGIBLE DUE TO NCAA TRANSFER REGULATIONS) ---					
FAIRFIELD (1/15)									---	--- DID NOT PLAY (INELIGIBLE DUE TO NCAA TRANSFER REGULATIONS) ---					
at Saint Peter's (1/20)									---	--- DID NOT PLAY (INELIGIBLE DUE TO NCAA TRANSFER REGULATIONS) ---					
at Monmouth (1/22)									---	--- DID NOT PLAY (INELIGIBLE DUE TO NCAA TRANSFER REGULATIONS) ---					
at Marist (1/24)									---	--- DID NOT PLAY (INELIGIBLE DUE TO NCAA TRANSFER REGULATIONS) ---					
QUINNIPAC (1/27)									---	--- DID NOT PLAY (INELIGIBLE DUE TO NCAA TRANSFER REGULATIONS) ---					
SIENA (1/29)									---	--- DID NOT PLAY (INELIGIBLE DUE TO NCAA TRANSFER REGULATIONS) ---					
at Iona (2/3)									---	--- DID NOT PLAY (INELIGIBLE DUE TO NCAA TRANSFER REGULATIONS) ---					
at Fairfield (2/5)									---	--- DID NOT PLAY (INELIGIBLE DUE TO NCAA TRANSFER REGULATIONS) ---					
at Quinnipiac (2/7)									---	--- DID NOT PLAY (INELIGIBLE DUE TO NCAA TRANSFER REGULATIONS) ---					
MONMOUTH (2/10)									---	--- DID NOT PLAY (INELIGIBLE DUE TO NCAA TRANSFER REGULATIONS) ---					
MARIST (2/12)									---	--- DID NOT PLAY (INELIGIBLE DUE TO NCAA TRANSFER REGULATIONS) ---					
at Manhattan (2/17)									---	--- DID NOT PLAY (INELIGIBLE DUE TO NCAA TRANSFER REGULATIONS) ---					
at Rider (2/19)									---	--- DID NOT PLAY (INELIGIBLE DUE TO NCAA TRANSFER REGULATIONS) ---					
at Siena (2/24)									---	--- DID NOT PLAY (INELIGIBLE DUE TO NCAA TRANSFER REGULATIONS) ---					
at Niagara (2/26)									---	--- DID NOT PLAY (INELIGIBLE DUE TO NCAA TRANSFER REGULATIONS) ---					
IONA (3/5)									---	--- DID NOT PLAY (INELIGIBLE DUE TO NCAA TRANSFER REGULATIONS) ---					

### 2021-22 SEASON HIGHS

Points	16	at Marist (11/14/21)
Field Goals	5	at Marist (11/14/21)
Field Goal Att.	8	at Marist (11/14/21)
3-PT Field Goals	5	at Marist (11/14/21)
3-PT Field Goal Att.	8	at Marist (11/14/21)
Free Throws	1	at Marist (11/14/21)
Free Throw Att.	2	at Marist (11/14/21)
Rebounds	—	—
Assists	1	vs. Merrimack (11/9/21)
		vs. Brown (11/27/21)
Blocks	—	—
Steals	1	vs. Brown (11/27/21)

Note: \* - Denotes career highs set at Vermont

### CAREER HIGHS

Points	16	at Marist (11/14/21)*
Field Goals	5	at Marist (11/14/21)*
Field Goal Att.	8	at Marist (11/14/21)*
3-PT Field Goals	5	at Marist (11/14/21)*
3-PT Field Goal Att.	8	at Marist (11/14/21)*
Free Throws	1	at Marist (11/14/21)*
Free Throw Att.	2	at Marist (11/14/21)*
Rebounds	2	at Maine (3/4/20)*
Assists	2	vs. Canisius (12/7/19)*
Blocks	—	—
Steals	1	(3x), Last: vs. Brown (11/27/21)*

Note: \* - Denotes career highs set at Vermont

### MISCELLANEOUS

	FR	SO	JR	TOTAL
Double-Doubles	—	—	—	—
10+ Points	—	—	1	1
20+ Points	—	—	—	—
5+ Rebounds	—	—	—	—
10+ Rebounds	—	—	—	—
5+ Assists	—	—	—	—
2+ 3-PT Field Goals	3	—	2	5
2+ Steals	—	—	—	—
2+ Blocks	—	—	—	—
Led Team in Points	—	—	1	1
Led Team in Rebs.	—	—	—	—
Led Team in Assists	—	—	—	—
Led Team in Steals	1	—	—	1
Led Team in Blocks	—	—	—	—

Shaded columns denote seasons at Vermont

### McCAULEY'S CAREER YEAR-BY-YEAR STATISTICS

SEASON	GP	GS	MIN	AVG	FG	FGA	PCT	3-FG	3-FGA	PCT	FT	FTA	PCT	OFF	DEF	TOT	AVG	PF	FO	AST	TO	BLK	STL	PTS	AVG
2019-20	23	0	223	9.7	16	50	.320	14	42	.333	0	0	.000	1	4	5	0.2	14	0	6	6	0	2	46	2.0
2020-21	1	0	4	4.3	1	1	1.000	1	1	1.000	0	0	.000	0	1	1	1.0	0	0	0	1	0	0	3	3.0
2021-22	4	0	28	7.1	7	12	.583	7	12	.583	1	2	.500	0	0	0	0.0	1	0	2	2	0	1	22	5.5
TOTALS	28	0	255	9.1	24	63	.381	22	55	.400	1	2	.500	1	5	6	0.2	15	0	8	9	0	3	71	2.5

Gray shaded lines denote time spent at Vermont



# 2021-22 CANISIUS WOMEN'S BASKETBALL GAME NOTES

## KAYLA JACKSON

SENIOR • FORWARD • 5-11 • ROCHESTER, N.Y. • AQUINAS INSTITUTE / UMBC

### 2021-2 SEASON STATS

PPG	RPG	SPG	FG%	3-FG	FT%
4.5	6.5	0.9	44.6	0-2	46.6

### LAST APPEARANCE — VS. IONA (3/5/22)

MIN	PTS	FG	FT	REB	AST
20:42	6	2-4	2-2	12	1

### 2021-22 • SENIOR SEASON

• Recorded career-high 14 rebounds and season-high 3 assists at Niagara (Feb. 26) ... first double-digit point total of season against Colgate (Nov. 20), along with seven rebounds and a pair of steals

### 2020-21 • JUNIOR SEASON

• Started all five games during the pandemic-shortened season ... Scored season-high 10 points in Canisius debut against crosstown rival Buffalo (Dec. 6) ... led team with 32 rebounds ... scored first 3-point field goal of her career at Marist (Dec. 11)

### BEFORE CANISIUS

• Was a two-year letterwinner at UMBC, playing in just one season ... recorded 98 points and 93 rebounds in 26 games during freshman campaign ... played four years at Aquinas Institute, helping secure a sectional title ... two-time All-Greater Rochester First Team selection

### PERSONAL

• Born Jan. 17, 2000 ... daughter of Angela Penson ... majoring in psychology

### 2021-22 SEASON STATS

OPPONENT	GS	MP	FG-A	PCT	3P-PA	PCT	FT-A	PCT	O-D-T	PF	A	TO	BLK	STL	PTS
at Buffalo (11/9)	*	14:56	3-4	.750	0-1	.000	0-0	—	1-2-3	1	0	2	0	1	6
at Binghamton (11/13)	*	17:00	3-8	.375	0-1	.000	3-9	.333	4-7-11	2	1	1	0	0	9
at St. Bonaventure (11/17)	*	17:49	0-2	.000	0-0	—	1-2	.500	3-9-12	3	1	1	0	0	1
COLGATE (11/20)	*	17:35	4-5	.800	0-0	—	3-5	.600	3-4-7	3	0	3	0	2	11
DETROIT MERCY (11/23)	*	26:03	3-5	.600	0-0	—	0-4	.000	2-8-10	4	2	5	1	0	6
ROBERT MORRIS (11/27)	*	19:54	1-4	.250	0-0	—	4-6	.667	3-8-11	3	0	3	1	0	6
at Duquesne (12/1)	*	26:37	1-4	.250	0-0	—	0-0	—	0-3-3	3	0	1	0	2	2
YOUNGSTOWN ST. (12/8)	*	16:00	0-1	.000	0-0	—	5-8	.625	0-0-0	0	0	1	1	3	5
at UAlbany (12/15)	*	18:30	3-7	.429	0-0	—	0-0	—	5-3-8	3	0	2	0	1	6
SAINT PETER'S (12/19)	*	18:18	2-5	.400	0-0	—	1-1	1.000	3-2-5	1	0	0	1	3	5
MANHATTAN (12/21)	*	15:30	0-0	—	0-0	—	0-0	—	0-4-4	3	0	0	0	1	0
NIAGARA (1/9)									--- DID NOT PLAY (INACTIVE) ---						
RIDER (1/13)	*	18:41	3-6	.500	0-0	—	1-2	.500	4-4-8	3	0	0	1	1	7
FAIRFIELD (1/15)	*	26:31	3-5	.600	0-0	—	2-4	.500	1-3-4	0	2	3	0	2	8
at Saint Peter's (1/20)	*	22:05	4-7	.571	0-0	—	0-0	—	2-3-5	4	1	1	0	1	8
at Monmouth (1/22)	*	19:01	4-7	.571	0-0	—	0-0	—	2-2-4	3	0	2	0	2	8
at Marist (1/24)	*	14:48	0-0	—	0-0	—	0-2	.000	2-5-7	1	0	2	0	0	0
QUINNIPIAC (1/27)									--- DID NOT PLAY (INJURED) ---						
SIENA (1/29)									--- DID NOT PLAY (INJURED) ---						
at Iona (2/3)									--- DID NOT PLAY (INJURED) ---						
at Fairfield (2/5)									--- DID NOT PLAY (INJURED) ---						
at Quinnipiac (2/7)		9:41	0-0	—	0-0	—	2-4	.500	2-1-3	2	0	0	1	0	2
MONMOUTH (2/10)		16:36	0-3	.000	0-0	—	1-2	.500	1-4-5	1	0	2	2	1	1
MARIST (2/12)		15:01	0-3	.000	0-0	—	1-2	.500	6-2-8	0	1	0	0	1	1
at Manhattan (2/17)		18:26	1-3	.333	0-0	—	0-2	.000	2-4-6	4	0	1	0	0	2
at Rider (2/19)		12:46	1-2	.500	0-0	—	0-0	—	1-2-3	1	0	0	0	0	2
at Siena (2/24)	*	14:03	2-4	.500	0-0	—	1-1	1.000	1-1-2	2	0	3	0	0	5
at Niagara (2/26)	*	19:18	1-3	.333	0-0	—	0-2	.000	2-12-14	5	3	1	0	0	2
IONA (3/5)	*	20:42	2-4	.500	0-0	—	2-2	1.000	4-8-12	3	1	3	0	1	6



### 2021-22 SEASON HIGHS

Points	11	vs. Colgate (11/20/21)
Field Goals	4 (3x)	Last: at Monmouth (1/22/22)
Field Goal Att.	8	at Binghamton (11/13/21)
3-PT Field Goals	—	—
3-PT Field Goal Att.	1	at Buffalo (11/9/21) at Binghamton (11/13/21)
Free Throws	5	vs. Youngstown State (12/8/21)
Free Throw Att.	9	at Binghamton (11/13/21)
Rebounds	14	at Niagara (2/26/22)
Assists	3	at Niagara (2/26/22)
Blocks	2	vs. Monmouth (2/10/22)
Steals	3	vs. Youngstown State (12/8/21) vs. Saint Peter's (12/19/21)

### CAREER HIGHS

Points	16	at Morgan State (12/20/18)*
Field Goals	8	at Morgan State (12/20/18)*
Field Goal Att.	10	at Morgan State (12/20/18)*
3-PT Field Goals	1	at Marist (12/11/20)
3-PT Field Goal Att.	1 (5x)	Last: at Binghamton (11/13/21)
Free Throws	5	vs. Youngstown State (12/8/21)
Free Throw Att.	9	at Binghamton (11/13/21)
Rebounds	14	at Niagara (2/26/22)
Assists	4	vs. Hartford (1/9/19)*
Blocks	2	vs. Monmouth (2/10/22)
Steals	3 (3x)	Last: vs. Saint Peter's (12/19/21)

Note: \* - Denotes career highs set at UMBC

### MISCELLANEOUS

	FR	SO	JR	SR	TOTAL
Double-Doubles	—	—	—	—	—
10+ Points	2	—	1	1	4
20+ Points	—	—	—	—	—
5+ Rebounds	9	—	4	16	29
10+ Rebounds	1	—	1	6	8
5+ Assists	—	—	—	—	—
2+ 3-PT Field Goals	—	—	—	—	—
2+ Steals	3	—	2	6	11
2+ Blocks	—	—	1	1	2
Led Team in Points	—	—	—	—	—
Led Team in Rebs.	5	—	4	11	20
Led Team in Assists	2	—	—	1	3
Led Team in Steals	4	—	2	6	12
Led Team in Blocks	3	—	3	3	9

Shaded columns denote seasons at UMBC

### JACKSON'S CAREER YEAR-BY-YEAR STATISTICS

SEASON	GP	GS	MIN	AVG	FG	FGA	PCT	3-FG	3-FGA	PCT	FT	FTA	PCT	OFF	DEF	TOT	AVG	PF	FO	AST	TO	BLK	STL	PTS	AVG
2018-19	26	4	309	11.9	43	77	.558	0	0	.000	12	29	.414	42	51	93	3.6	27	0	14	34	4	11	98	3.8
2019-20																									
2020-21	5	5	137	27.4	10	21	.476	1	3	.333	6	15	.400	9	23	32	6.4	14	1	8	8	4	4	27	5.4
2021-22	24	19	436	18.2	41	92	.446	0	2	.000	27	58	.466	54	101	155	6.5	55	1	12	37	8	22	109	4.5
<b>TOTALS</b>	<b>55</b>	<b>28</b>	<b>882</b>	<b>16.0</b>	<b>94</b>	<b>190</b>	<b>.495</b>	<b>1</b>	<b>5</b>	<b>.200</b>	<b>45</b>	<b>102</b>	<b>.441</b>	<b>105</b>	<b>175</b>	<b>280</b>	<b>5.1</b>	<b>96</b>	<b>2</b>	<b>34</b>	<b>79</b>	<b>16</b>	<b>37</b>	<b>234</b>	<b>4.3</b>

Gray shaded lines denote time spent at UMBC



# 2021-22 CANISIUS WOMEN'S BASKETBALL GAME NOTES

## ERIKA JOSEPH

SENIOR • GUARD • 5-8 • TORONTO, ONTARIO • J. ADDISON

### 2021-22 SEASON STATS

PPG	RPG	APG	FG%	3-FG%	FT%
8.5	2.9	1.4	32.4	33.3	61.0

### LAST APPEARANCE — VS. IONA (3/5/22)

MIN	PTS	FG	3-FG	REB	AST
36:08	6	2-10	1-4	5	2

### 2021-22 • SENIOR SEASON

• Scored career-high 16 points vs. Youngstown State (Dec. 8) ... hauled in career-high seven rebounds at Binghamton (Nov. 13)

### 2020-21 • JUNIOR SEASON

• Started all five games during the pandemic-shortened season ... finished season with 41 points, averaging 8.2 points per game

### 2019-20 • SOPHOMORE SEASON

• Started 21 of 26 games played ... averaged 2.2 points and 2.1 rebounds

### 2018-19 • FRESHMAN SEASON

• Appeared in 25 games, making 15 starts

### BEFORE CANISIUS

• Averaged 14 points and 5.0 assists per game during senior season at J. Addison ... named 2016 Defensive Player of the Year and SIAA All-State Second Team ... named class valedictorian and member of the honor roll at J. Addison

### PERSONAL

• Born May 16, 1999 ... has five siblings, two of which play professionally ... brother, Cory, is a 10-year NBA veteran with stops in San Antonio, Toronto, Indiana, Sacramento and Detroit, winning an NBA title in 2014 with San Antonio

### 2021-22 SEASON STATS

OPPONENT	GS	MP	FG-A	PCT	3P-PA	PCT	FT-A	PCT	O-D-T	PF	A	TO	BLK	STL	PTS
at Buffalo (11/9)	*	36:52	5-16	.313	3-7	.429	0-1	.000	2-1-3	1	0	2	0	0	13
at Binghamton (11/13)	*	35:30	3-8	.375	2-3	.667	0-0	—	2-5-7	2	0	0	0	0	8
at St. Bonaventure (11/17)	*	35:08	6-14	.429	2-7	.286	0-2	.000	2-3-5	4	2	0	0	1	14
COLGATE (11/20)	*	36:57	3-9	.333	1-5	.200	1-2	.500	3-2-5	2	2	4	0	1	8
DETROIT MERCY (11/23)	*	36:24	4-6	.667	2-2	1.000	2-4	.500	2-0-2	2	1	4	0	2	12
ROBERT MORRIS (11/27)	*	35:41	1-9	.111	0-4	.000	4-6	.667	0-2-2	1	0	0	0	1	6
at Duquesne (12/1)	*	37:08	4-10	.400	3-7	.429	1-2	.500	2-5-7	2	1	0	0	1	12
YOUNGSTOWN ST. (12/8)	*	36:32	6-8	.750	4-5	.800	0-0	—	0-3-3	1	1	2	0	0	16
at UAlbany (12/15)	*	35:15	4-11	.364	2-6	.333	0-0	—	1-0-1	1	3	1	0	1	10
SAINT PETER'S (12/19)	*	35:02	3-15	.200	2-8	.250	1-2	.500	1-2-3	3	1	2	2	1	9
MANHATTAN (12/21)	*	21:20	3-11	.273	2-2	1.000	1-1	1.000	1-1-2	5	0	2	0	0	9
NIAGARA (1/9)									--- DID NOT PLAY (INACTIVE) ---						
RIDER (1/13)	*	31:14	5-11	.455	3-7	.429	2-2	1.000	0-3-3	3	1	2	0	0	15
FAIRFIELD (1/15)	*	29:10	3-10	.300	0-5	.000	0-0	—	2-0-2	2	1	1	0	0	6
at Saint Peter's (1/20)	*	31:09	2-7	.286	1-2	.500	3-4	.750	0-2-2	3	1	0	0	1	8
at Monmouth (1/22)	*	32:52	1-7	.143	1-4	.250	1-2	.500	1-1-2	2	0	2	0	2	4
at Marist (1/24)	*	33:19	1-7	.143	0-5	.000	0-0	—	0-2-2	3	3	3	0	1	2
QUINNIPIAC (1/27)	*	35:28	2-6	.333	1-1	1.000	1-2	.500	0-4-4	3	2	3	0	0	6
SIENA (1/29)	*	35:09	3-9	.333	2-6	.333	0-0	—	0-0-0	1	4	4	0	0	8
at Iona (2/3)	*	33:53	2-11	.182	2-8	.250	0-0	—	0-1-1	1	3	2	0	0	6
at Fairfield (2/5)	*	40:13	2-7	.286	1-3	.333	0-0	—	0-1-1	3	1	1	1	0	5
at Quinnipiac (2/7)	*	28:08	1-6	.167	1-3	.333	0-0	—	2-2-4	3	0	2	0	0	3
MONMOUTH (2/10)	*	32:10	0-6	.000	0-4	.000	1-2	.500	2-1-3	0	1	1	1	1	1
MARIST (2/12)	*	35:39	3-10	.300	2-6	.333	4-4	1.000	0-3-3	1	1	1	0	0	12
at Manhattan (2/17)	*	31:24	4-11	.364	2-4	.500	0-1	.000	0-2-2	2	2	0	0	0	10
at Rider (2/19)	*	33:35	3-8	.375	2-7	.286	0-0	—	0-3-3	1	1	2	0	1	8
at Siena (2/24)	*	37:28	5-9	.556	0-2	.000	0-0	—	0-3-3	0	2	3	0	0	10
at Niagara (2/26)	*	33:57	3-7	.429	2-5	.400	2-2	1.000	2-0-2	2	4	5	0	0	10
IONA (3/5)	*	36:08	2-10	.200	1-4	.250	1-2	.500	2-3-5	2	2	1	0	0	6



### CAREER HONORS

2020-21 MAAC All-Academic Team

### 2021-22 SEASON HIGHS

Points	16	vs. Youngstown State (12/8/21)
Field Goals	6	at St. Bonaventure (11/17/21)
Field Goal Att.	16	at Buffalo (11/9/21)
3-PT Field Goals	4	vs. Youngstown State (12/8/21)
3-PT Field Goal Att.	8	vs. Saint Peter's (12/19/21)
Free Throws	4	(2x), Last: vs. Marist (2/12/22)
Free Throw Att.	6	vs. Robert Morris (11/27/21)
Rebounds	7	at Binghamton (11/13/21)
Assists	4	vs. Siena (1/29/22)
Blocks	2	at Niagara (2/26/22)
Steals	2	(3x), Last: at Monmouth (1/22/22)

### CAREER HIGHS

Points	16	vs. Youngstown State (12/8/21)
Field Goals	6	at St. Bonaventure (11/17/21)
Field Goal Att.	16	at Buffalo (11/9/21)
3-PT Field Goals	4	vs. Youngstown State (12/8/21)
3-PT Field Goal Att.	8	at Saint Peter's (12/19/20)
Free Throws	4	(2x), Last: vs. Marist (2/12/22)
Free Throw Att.	6	vs. Robert Morris (11/27/21)
Rebounds	7	(3x), Last: at Duquesne (12/1/21)
Assists	4	(2x), Last: at Niagara (2/26/22)
Blocks	3	vs. Buffalo (12/4/18)
Steals	3	at Saint Peter's (1/12/19)

### MISCELLANEOUS

	FR	SO	JR	SR	TOTAL
Double-Doubles	—	—	—	—	—
10+ Points	—	—	1	11	12
20+ Points	—	—	—	—	—
5+ Rebounds	—	4	1	5	10
10+ Rebounds	—	—	—	—	—
5+ Assists	—	—	—	—	—
2+ 3-PT Field Goals	1	1	2	16	20
2+ Steals	1	—	1	2	4
2+ Blocks	1	—	—	1	2
Led Team in Points	—	—	—	3	3
Led Team in Rebs.	—	1	1	1	3
Led Team in Assists	1	4	1	1	7
Led Team in Steals	1	1	1	2	5
Led Team in Blocks	1	1	2	2	6

### JOSEPH'S CAREER YEAR-BY-YEAR STATISTICS

SEASON	GP	GS	MIN	AVG	FG	FGA	PCT	3-FG	3-FGA	PCT	FT	FTA	PCT	OFF	DEF	TOT	AVG	PF	FO	AST	TO	BLK	STL	PTS	AVG
2018-19	25	15	306	12.3	15	48	.313	6	21	.286	3	4	.750	6	12	18	0.7	22	0	13	18	5	6	39	1.6
2019-20	26	21	513	19.7	20	83	.241	7	32	.219	9	12	.750	25	30	55	2.1	37	0	29	25	1	7	56	2.2
2020-21	5	5	145	28.9	14	40	.350	7	17	.412	6	7	.857	2	9	11	2.2	11	0	8	10	1	5	41	8.2
2021-22	28	28	953	34.0	84	259	.324	44	132	.333	25	41	.610	27	55	82	2.9	56	1	40	50	4	14	237	8.5
TOTALS	84	69	1917	22.8	133	430	.309	64	202	.317	43	64	.672	60	106	166	2.0	126	1	90	103	11	32	373	4.4



# 2021-22 CANISIUS WOMEN'S BASKETBALL GAME NOTES

## CHEYENNE STUBBS (SHY-ANN)

FRESHMAN • GUARD • 5-5 • BRADENTON, FLA. • BRADEN RIVER

### 2021-22 SEASON STATS

PPG	RPG	SPG	FG%	3-FG%	FT%
5.3	2.3	1.2	36.1	37.8	80.8

### LAST APPEARANCE — VS. IONA (3/5/22)

MIN	PTS	FG	3-FG	REB	AST
17:21	9	3-7	3-3	4	1

### 2021-22 • FRESHMAN SEASON

• Scored season-high 16 points at Rider (Feb. 19) ... logged season-high seven rebounds and eight steals against Quinnipiac (Jan. 27) ... 1 of 5 Division I freshmen with an eight-steal game this year ... eight steals were most since **BRITTANÉ RUSSELL** (9 vs. Colgate — 11/12/07) ... MAAC Rookie of the Week after posting 14 points and career-high seven assists against Niagara (Jan. 9) ... MAAC Co-Rookie of the Week (Dec. 27) after scoring eight points vs. Manhattan (Dec. 21)

### BEFORE CANISIUS

• Played four seasons with Braden River, averaging 22.4 points, four rebounds, four assists and four steals per contest ... logged 20.4 points, 3.2 steals, three assists and 2.7 rebounds per game in her senior year ... earned All-Area and MVP honors, while also being tabbed captain

### PERSONAL

• Born Feb. 6, 2003 in Charlotte, N.C. ... daughter of Darren and Kimberly Stubbs ... has five siblings — three brothers, Michael, Darren Jr., Dawaan, and two sisters, Michon and Kiara ... majoring in sports and exercise health care

### 2021-22 SEASON STATS

OPPONENT	GS	MP	FG-A	PCT	3P-PA	PCT	FT-A	PCT	O-D-T	PF	A	TO	BLK	STL	PTS
at Buffalo (11/9)		12:34	0-2	.000	0-0	—	2-2	1.000	1-0-1	0	1	2	0	1	2
at Binghamton (11/13)		18:08	0-1	.000	0-1	.000	0-0	—	1-0-1	1	1	0	0	1	0
at St. Bonaventure (11/17)		5:14	1-1	1.000	0-0	—	0-0	—	1-0-1	0	0	1	0	0	2
COLGATE (11/20)		11:06	1-4	.250	1-2	.500	0-0	—	0-2-2	0	0	1	0	1	3
DETROIT MERCY (11/23)		20:41	4-6	.667	3-4	.750	2-2	1.000	0-4-4	0	1	2	0	0	13
ROBERT MORRIS (11/27)		10:06	0-2	.000	0-1	.000	0-0	—	1-0-1	0	0	1	0	0	0
at Duquesne (12/1)		8:34	2-3	.667	2-3	.667	0-0	—	0-0-0	1	0	1	0	0	6
YOUNGSTOWN ST. (12/8)		17:12	1-4	.250	1-3	.333	2-2	1.000	1-1-2	0	0	1	0	0	5
at UAlbany (12/15)		17:45	2-3	.667	1-2	.500	2-2	1.000	0-0-0	0	1	1	0	2	7
SAINT PETER'S (12/19)		9:53	0-2	.000	0-2	.000	0-0	—	0-0-0	0	1	0	0	2	0
MANHATTAN (12/21)		22:05	3-6	.500	2-4	.500	0-0	—	1-1-2	1	1	0	0	2	8
NIAGARA (1/9)	*	35:37	5-10	.500	4-6	.667	0-0	—	1-0-1	2	7	2	0	0	14
RIDER (1/13)		20:09	1-5	.200	0-1	.000	0-0	—	0-0-0	0	0	1	1	2	2
FAIRFIELD (1/15)		19:45	0-2	.000	0-1	.000	0-0	—	0-2-2	2	0	3	0	0	0
at Saint Peter's (1/20)		24:44	1-3	.333	0-1	.000	4-4	1.000	1-0-1	1	0	3	0	0	6
at Monmouth (1/22)		24:59	2-7	.286	1-2	.500	0-0	—	0-2-2	2	0	3	1	1	5
at Marist (1/24)		14:28	1-5	.200	1-2	.500	0-0	—	0-2-2	4	0	1	0	0	3
QUINNIPIAC (1/27)		29:22	4-8	.500	1-2	.500	0-0	—	1-6-7	2	3	1	0	8	9
SIENA (1/29)		26:47	2-6	.333	2-5	.400	1-2	.500	0-1-1	2	0	1	0	4	7
at Iona (2/3)		16:54	1-4	.250	0-1	.000	0-0	—	1-2-3	2	1	3	0	1	2
at Fairfield (2/5)		17:01	1-3	.333	1-1	1.000	0-0	—	1-3-4	2	1	4	0	0	3
at Quinnipiac (2/7)		23:58	3-9	.333	1-7	.143	2-4	.500	0-3-3	0	0	0	0	2	9
MONMOUTH (2/10)		23:19	1-7	.143	1-4	.250	2-2	1.000	1-3-4	0	1	0	0	0	5
MARIST (2/12)		12:52	1-4	.250	0-2	.000	0-0	—	0-1-1	0	0	0	0	1	2
at Manhattan (2/17)		21:12	2-4	.500	1-2	.500	0-0	—	0-2-2	1	0	2	0	1	5
at Rider (2/19)		28:02	6-9	.667	3-5	.600	1-3	.333	2-4-6	1	3	5	0	1	16
at Siena (2/24)		28:56	2-9	.222	1-5	.200	0-0	—	0-5-5	1	4	0	0	2	5
at Niagara (2/26)		18:41	2-8	.250	1-4	.250	0-0	—	0-5-5	2	1	2	1	2	5
IONA (3/5)		17:21	3-7	.429	0-1	.000	3-3	1.000	1-3-4	1	1	3	0	0	9



### CAREER HONORS

MAAC Co-Rookie of the Week (Dec. 27)

MAAC Rookie of the Week (Jan. 9)

### SEASON / CAREER HIGHS

Points	16	at Rider (2/19/22)
Field Goals	6	at Rider (2/19/22)
Field Goal Att.	10	vs. Niagara (1/9/22)
3-PT Field Goals	4	vs. Niagara (1/9/22)
3-PT Field Goal Att.	7	at Quinnipiac (2/7/22)
Free Throws	4	at Saint Peter's (1/20/22)
Free Throw Att.	4	at Saint Peter's (1/20/22)
Rebounds	7	vs. Quinnipiac (1/27/22)
Assists	7	vs. Niagara (1/9/22)
Blocks	1	at Monmouth (1/22/22)
Steals	8	vs. Quinnipiac (1/27/22)

### MISCELLANEOUS

	FR	TOTAL
Double-Doubles	—	—
10+ Points	3	3
20+ Points	—	—
5+ Rebounds	3	3
10+ Rebounds	—	—
5+ Assists	1	1
2+ 3-PT Field Goals	6	6
2+ Steals	9	9
2+ Blocks	—	—
Led Team in Points	—	—
Led Team in Rebs.	1	1
Led Team in Assists	4	4
Led Team in Steals	8	8
Led Team in Blocks	1	1

### STUBBS'S CAREER YEAR-BY-YEAR STATISTICS

SEASON	GP	GS	MIN	AVG	FG	FGA	PCT	3-FG	3-FGA	PCT	FT	FTA	PCT	OFF	DEF	TOT	AVG	PF	FO	AST	TO	BLK	STL	PTS	AVG
2021-22	29	1	557	19.2	52	144	.361	28	74	.378	21	26	.808	15	52	67	2.3	28	0	28	44	3	34	153	5.3
TOTALS	29	1	557	19.2	52	144	.361	28	74	.378	21	26	.808	15	52	67	2.3	28	0	28	44	3	34	153	5.3



# 2021-22 CANISIUS WOMEN'S BASKETBALL GAME NOTES

## RHAY PORTER (RAY)

FRESHMAN • FORWARD • 6-1 • SCOTIA, N.Y. • WILBRAHAM AND MONSON ACADEMY (MASS.)

### 2021-22 SEASON STATS

PPG	RPG	BPG	FG%	3-FG%	FT%
2.3	5.1	1.4	50.0	0-1	31.0

### LAST APPEARANCE — VS. IONA (3/5/22)

MIN	PTS	FG	FT	REB	BLK
10:58	2	1-1	0-0	4	0

### 2021-22 • FRESHMAN SEASON

• Set Canisius' freshman Division I blocks record with first-quarter block vs. Siena (Jan. 29) ... hauled in season-high 15 rebounds in 18:05 against Rider (Jan. 13), becoming second Div. I player with 15+ rebounds in under 20 minutes (**LOLA PENDANE** for Miami (Fla.) - 15 reb. in 19:10 vs. Robert Morris on Dec. 12) ... season-highs seven points and six blocks vs. Niagara (Jan. 9) ... secured 5+ rebounds in 14 of last 18 games ... first double-digit rebound game against Colgate (Nov. 20) ... has a block in 15 of 21 career appearances and in 11 of last 15

### BEFORE CANISIUS

• Lettered in basketball for three seasons at Wilbraham and Monson Academy in Massachusetts ... was named team MVP and was a KITS and Dexter South All-Tournament Team selection ... also was selected to the NEPSAC Class C All-Star Game ... averaged 13 points, 13 rebounds, four blocks and two steals per contest over career ... 13.9 points, 12.5 rebounds, 3.5 blocks and two steals per game during senior year ... also was a three-year letterwinner on the volleyball court

### PERSONAL

• Born Aug. 16, 2002 in St. Louis, Missouri ... daughter of Robert and Chaina Porter ... has four siblings — a brother, Dontrevious, and three sisters, Jazlyn, Kennedy and Imani ... majoring in digital media arts

### 2021-22 SEASON STATS

OPPONENT	GS	MP	FG-A	PCT	3P-PA	PCT	FT-A	PCT	O-D-T	PF	A	TO	BLK	STL	PTS
at Buffalo (11/9)		12:23	0-1	.000	0-0	—	1-2	.500	0-1-1	4	1	0	0	0	1
at Binghamton (11/13)		15:14	2-3	.667	0-0	—	0-2	.000	2-2-4	3	0	1	1	1	4
at St. Bonaventure (11/17)		19:43	2-2	1.000	0-0	—	0-0	—	0-3-3	2	0	1	2	0	4
COLGATE (11/20)		20:25	0-1	.000	0-0	—	0-0	—	5-5-10	0	0	0	2	1	0
DETROIT MERCY (11/23)		13:57	0-1	.000	0-0	—	0-0	—	1-4-5	3	0	3	1	1	0
ROBERT MORRIS (11/27)		16:40	0-1	.000	0-0	—	0-0	—	1-4-5	3	0	0	0	2	0
at Duquesne (12/1)									--- DID NOT PLAY (INJURED) ---						
YOUNGSTOWN ST. (12/8)		15:59	1-4	.250	0-0	—	2-4	.500	1-6-7	3	0	2	3	1	4
at UAlbany (12/15)		17:13	1-1	1.000	0-0	—	0-0	—	3-3-6	3	1	3	1	0	2
SAINT PETER'S (12/19)		19:37	2-2	1.000	0-0	—	0-1	.000	0-4-4	3	0	0	1	0	4
MANHATTAN (12/21)		20:12	0-1	.000	0-0	—	0-0	—	3-3-6	2	1	1	1	2	0
NIAGARA (1/9)		22:45	3-3	1.000	0-0	—	1-6	.167	4-6-10	5	1	3	6	1	7
RIDER (1/13)		18:05	2-5	.400	0-0	—	2-4	.500	7-8-15	1	1	1	2	1	6
FAIRFIELD (1/15)		13:29	0-2	.000	0-0	—	0-2	.000	0-2-2	0	1	0	0	0	0
at Saint Peter's (1/20)		6:24	0-0	—	0-0	—	0-0	—	0-1-1	2	0	0	1	0	0
at Monmouth (1/22)		21:53	2-3	.667	0-0	—	1-4	.250	2-4-6	3	1	1	0	1	5
at Marist (1/24)		15:16	0-2	.000	0-0	—	0-0	—	1-4-5	3	1	3	2	0	0
QUINNIPIAC (1/27)		19:09	3-5	.600	0-0	—	0-0	—	1-2-3	3	0	4	5	0	6
SIENA (1/29)		19:53	2-2	1.000	0-0	—	0-2	.000	2-4-6	4	1	4	1	1	4
at Iona (2/3)		14:37	0-2	.000	0-0	—	0-0	—	0-3-3	3	1	3	0	2	0
at Fairfield (2/5)		26:54	3-4	.750	0-0	—	0-0	—	2-7-9	3	0	5	0	0	6
at Quinnipiac (2/7)		13:26	3-3	1.000	0-0	—	0-0	—	3-1-4	1	0	1	2	0	6
MONMOUTH (2/10)		6:44	0-3	.000	0-0	—	0-0	—	0-1-1	2	0	0	0	1	0
MARIST (2/12)		17:17	0-1	.000	0-1	.000	2-2	1.000	4-5-9	2	0	1	2	0	2
at Manhattan (2/17)		11:36	0-0	—	0-0	—	0-0	—	0-2-2	4	0	0	2	1	0
at Rider (2/19)		14:18	0-0	—	0-0	—	0-0	—	1-0-1	1	0	1	2	0	0
at Siena (2/24)		12:57	0-0	—	0-0	—	0-0	—	1-2-3	3	0	1	1	0	0
at Niagara (2/26)		13:44	1-3	.333	0-0	—	0-0	—	4-4-8	5	1	0	2	0	2
IONA (3/5)		10:58	1-1	1.000	0-0	—	0-0	—	1-3-4	4	0	0	0	0	2

### SEASON / CAREER HIGHS

Points	7	vs. Niagara (1/9/22)
Field Goals	3 (4x), Last: at Quinnipiac (2/7/22)	
Field Goal Att.	5	vs. Rider (1/13/22)
3-PT Field Goals	—	vs. Quinnipiac (1/13/22)
3-PT Field Goal Att.	—	
Free Throws	2 (3x), Last: vs. Marist (2/12/22)	
Free Throw Att.	6	vs. Niagara (1/9/22)
Rebounds	15	vs. Rider (1/13/22)
Assists	1 (9x), Last: at Niagara (2/26/22)	
Blocks	6	vs. Niagara (1/9/22)
Steals	2 (3x), Last: at Iona (2/3/22)	

### MISCELLANEOUS

	FR	TOTAL
Double-Doubles	—	—
10+ Points	—	—
20+ Points	—	—
5+ Rebounds	13	13
10+ Rebounds	3	3
5+ Assists	—	—
2+ 3-PT Field Goals	—	—
2+ Steals	3	3
2+ Blocks	12	12
Led Team in Points	—	—
Led Team in Rebs.	9	9
Led Team in Assists	—	—
Led Team in Steals	3	3
Led Team in Blocks	14	14

### PORTER'S CAREER YEAR-BY-YEAR STATISTICS

SEASON	GP	GS	MIN	AVG	FG	FGA	PCT	3-FG	3-FGA	PCT	FT	FTA	PCT	OFF	DEF	TOT	AVG	PF	FO	AST	TO	BLK	STL	PTS	AVG
2021-22	28	0	451	16.1	28	56	.500	0	1	.000	9	29	.310	49	94	143	5.1	75	2	11	39	40	16	65	2.3
TOTALS	28	0	451	16.1	28	56	.500	0	1	.000	9	29	.310	49	94	143	5.1	75	2	11	39	40	16	65	2.3



# 2021-22 CANISIUS WOMEN'S BASKETBALL GAME NOTES

## 2021-22 GAME-BY-GAME COMPARISONS

Opponent	1st	2nd	1st H	3rd	4th	2nd H	OT	Score	Mar	FG	FG%	3-FG	3-FG%	FT	FT%	Reb	Mar	Ast	TOs	Block	Steals	Fouls
Canisius	13	4	17	19	6	25	—	42	(60)	16-61	.262	5-24	.208	5-9	.556	32	(22)	8	27	0	6	20
at BUFFALO	25	26	51	24	27	51	—	102		36-74	.486	4-17	.235	26-29	.897	54		18	12	5	19	13
Canisius	8	18	26	18	12	30	—	56	(17)	21-60	.350	5-20	.250	9-19	.474	44	+6	8	23	1	8	16
at BINGHAMTON	12	12	24	18	31	49	—	73		28-62	.452	7-23	.304	10-13	.769	38		16	15	4	11	20
Canisius	18	9	27	19	13	32	—	59	(8)	23-59	.390	7-27	.259	6-12	.500	40	+8	8	17	4	4	17
at ST. BONAVENTURE	14	15	29	15	23	38	—	67		24-56	.429	6-20	.300	13-20	.650	32		7	11	5	5	12
at CANISIUS	17	17	34	8	19	27	—	61	+3	22-60	.367	7-25	.280	10-14	.714	43	+2	11	20	2	9	14
Colgate	13	8	21	12	25	37	—	58		23-67	.343	8-17	.471	4-6	.667	41		9	19	4	4	20
at CANISIUS	14	16	30	14	20	34	—	64	+9	19-48	.396	11-26	.423	15-24	.625	35	(8)	12	24	2	5	14
Detroit Mercy	13	12	25	19	11	30	—	55		21-65	.323	3-14	.214	10-17	.588	43		10	19	3	8	25
at Canisius	8	10	18	14	11	25	—	43	(14)	13-48	.271	3-20	.150	14-22	.636	32	(2)	6	11	2	7	13
ROBERT MORRIS	13	17	30	13	14	27	—	57		21-49	.429	8-17	.471	7-12	.583	34		11	13	1	2	21
Canisius	12	11	23	18	19	37	—	60	(9)	23-60	.383	11-33	.333	3-4	.750	27	(10)	13	13	3	6	14
at DUQUESNE	21	18	39	18	12	30	—	69		27-53	.509	5-18	.278	10-13	.769	37		20	14	5	7	13
at Canisius	8	17	25	18	23	41	—	66	(3)	20-43	.465	7-17	.412	19-29	.655	29	(5)	6	19	6	6	19
YOUNGSTOWN ST.	14	19	33	17	19	36	—	69		26-60	.433	7-23	.304	10-13	.769	34		10	17	1	5	24
Canisius	8	14	22	18	6	24	—	46	(19)	18-54	.333	7-28	.250	3-3	1.000	28	(8)	13	19	3	7	13
at UALBANY	10	19	29	22	14	36	—	65		28-62	.452	2-12	.167	7-11	.636	36		18	12	6	6	8
at Canisius	18	13	31	10	14	24	—	55	(10)	19-63	.302	8-29	.276	9-12	.750	30	(18)	9	16	6	8	14
SAINT PETER'S	13	21	34	20	11	31	—	65		27-59	.458	3-13	.231	8-11	.727	48		16	21	2	6	17
at Canisius	15	15	30	18	15	33	—	63	(22)	22-58	.379	11-30	.367	8-14	.571	31	(11)	10	18	5	10	17
MANHATTAN	15	22	37	31	17	48	—	85		32-64	.500	8-15	.533	13-19	.684	42		17	14	1	12	15
at Canisius	16	18	34	23	16	39	13	86	(1)	31-66	.470	11-25	.440	13-24	.542	36	(15)	17	23	7	6	23
NIAGARA	26	7	33	19	21	40	14	87		32-76	.421	4-15	.267	19-29	.655	51		14	23	2	8	26
at Canisius	9	14	23	14	14	28	—	51	(8)	19-61	.311	5-24	.208	8-12	.667	43	+2	7	14	7	6	16
RIDER	12	11	23	22	14	36	—	59		21-57	.368	6-19	.316	11-20	.550	41		13	12	4	4	11
at Canisius	5	8	13	12	12	24	—	37	(36)	15-51	.294	5-19	.263	2-6	.333	27	(8)	10	18	2	3	11
FAIRFIELD	17	19	36	18	19	37	—	73		30-55	.545	2-11	.182	11-13	.846	35		18	10	2	10	9
Canisius	16	15	31	10	14	24	—	55	(19)	18-48	.375	8-21	.381	11-12	.917	22	(15)	9	17	2	8	17
at SAINT PETER'S	15	21	36	24	14	38	—	74		30-56	.536	4-11	.364	10-15	.667	37		16	13	2	9	17
Canisius	11	15	26	8	14	22	—	48	(12)	18-53	.340	6-19	.316	6-11	.545	28	(6)	6	18	1	9	17
at MONMOUTH	12	13	25	21	14	35	—	60		21-47	.447	6-18	.333	12-15	.800	34		12	20	3	10	13
Canisius	5	19	24	14	6	20	—	44	(13)	16-50	.320	9-28	.321	3-7	.429	33	(8)	9	16	3	4	20
at MARIST	16	11	27	16	14	30	—	57		22-55	.400	5-16	.313	8-18	.444	41		15	10	2	8	11
at Canisius	15	9	24	15	14	29	—	53	(9)	18-49	.367	8-17	.471	9-12	.750	30	(10)	10	23	9	10	16
QUINNIPIAC	16	16	32	14	16	30	—	62		26-65	.400	5-17	.294	5-12	.417	40		16	17	5	6	13
at CANISIUS	17	26	43	23	15	38	—	81	+3	25-50	.500	15-27	.556	16-25	.640	28	+1	20	21	1	10	17
Siena	13	18	31	28	19	47	—	78		29-49	.592	3-8	.375	17-23	.739	27		12	16	5	9	21
Canisius	10	20	30	9	16	25	—	55	(11)	21-53	.396	10-25	.400	3-3	1.000	27	(6)	15	20	1	9	15
at IONA	15	18	33	18	15	33	—	66		29-53	.547	2-11	.182	6-13	.462	33		19	16	3	11	8
Canisius	16	6	22	11	19	30	2	54	(9)	22-51	.431	7-24	.292	3-5	.600	34	+2	6	22	2	3	16
at FAIRFIELD	9	11	20	18	14	32	11	63		22-67	.328	8-25	.320	11-18	.611	32		14	10	3	10	9
Canisius	8	7	15	18	22	40	—	55	(21)	18-58	.310	7-30	.233	12-20	.600	36	(7)	6	13	4	6	14
at QUINNIPIAC	18	16	34	15	27	42	—	76		30-64	.469	4-18	.222	12-14	.857	43		13	9	3	5	18
at Canisius	16	9	25	11	16	27	—	52	(10)	20-62	.323	5-28	.179	7-10	.700	31	(16)	7	11	4	7	14
MONMOUTH	7	12	19	14	29	43	—	62		25-56	.446	2-18	.111	10-18	.556	47		14	19	6	7	11
at CANISIUS	11	12	23	16	26	42	—	65	+4	21-64	.328	8-31	.258	15-20	.750	40	(8)	10	12	7	6	11
Marist	16	14	30	14	17	31	—	61		23-66	.348	3-15	.200	12-17	.706	48		11	15	6	9	16
Canisius	10	15	25	21	16	37	—	62	(24)	22-66	.333	13-36	.361	5-9	.556	28	(17)	11	16	2	7	17
at MANHATTAN	22	22	44	19	23	42	—	86		33-60	.550	2-10	.200	18-20	.900	45		15	14	4	7	9
Canisius	14	13	27	16	14	30	—	57	(14)	22-52	.423	9-26	.346	4-7	.571	30	+2	7	16	3	4	6
at RIDER	20	17	37	18	16	34	—	71		29-56	.518	6-20	.300	7-7	1.000	28		15	9	3	10	10
Canisius	15	8	23	18	13	31	—	54	(2)	21-53	.396	6-20	.300	6-8	.750	35	(4)	11	16	3	3	12
at SIENA	18	9	27	10	19	29	—	56		20-63	.317	7-16	.438	9-12	.750	39		9	9	2	5	13
Canisius	22	20	42	19	17	36	—	78	(4)	28-61	.459	12-31	.387	10-14	.714	40	+2	17	25	3	3	20
at NIAGARA	19	18	37	22	23	45	—	82		29-77	.377	8-24	.333	16-29	.552	38		13	11	2	12	16
at CANISIUS	22	10	32	9	30	39	—	71	+9	22-53	.415	8-20	.400	19-21	.905	40	+5	10	16	0	5	21
Iona	11	12	23	20	19	39	—	62		24-65	.369	3-24	.125	11-15	.733	35		5	9	3	2	18

Winners listed in ALL CAPS



# 2021-22 CANISIUS WOMEN'S BASKETBALL GAME NOTES

## 2021-22 SPECIALTY STATS

Opponent	POINTS IN PAINT			POINTS OFF TURNOVERS			2ND CHANCE POINTS			FASTBREAK POINTS			BENCH POINTS		
	CAN	OPP	MARGIN	CAN	OPP	MARGIN	CAN	OPP	MARGIN	CAN	OPP	MARGIN	CAN	OPP	MARGIN
at Buffalo (11/9)	18	62	(44)	8	43	(35)	8	19	(11)	4	32	(28)	8	40	(32)
at Binghamton (11/13)	30	40	(10)	10	22	(12)	18	10	+8	0	15	(15)	7	32	(25)
at St. Bonaventure (11/17)	24	30	(6)	5	14	(9)	9	8	+1	6	10	(4)	16	19	(3)
COLGATE (11/20)	26	26	0	10	19	(9)	7	14	(7)	10	4	+6	16	16	0
DETROIT MERCY (11/23)	10	28	(18)	14	22	(8)	14	27	(13)	2	6	(4)	17	24	(7)
ROBERT MORRIS (11/27)	10	22	(12)	4	10	(6)	5	6	(1)	1	2	(1)	7	12	(5)
at Duquesne (12/1)	20	38	(18)	9	20	(11)	6	6	0	3	15	(12)	21	26	(5)
YOUNGSTOWN STATE (12/8)	16	30	(14)	12	19	(7)	10	14	(4)	3	4	(1)	18	25	(7)
at UAlbany (12/15)	22	44	(22)	8	17	(9)	12	11	+1	0	4	(4)	11	32	(21)
SAINT PETER'S (12/19)	18	42	(24)	25	16	+9	3	12	(9)	7	8	(1)	16	20	(4)
MANHATTAN (12/21)	10	40	(30)	10	19	(9)	2	14	(12)	11	23	(12)	24	21	+3
NIAGARA (1/9)	38	52	(14)	13	25	(12)	14	15	(1)	11	4	+7	12	33	(21)
RIDER (1/13)	26	26	0	6	15	(9)	13	6	+7	5	22	(17)	10	11	(1)
FAIRFIELD (1/15)	12	42	(30)	6	26	(20)	5	18	(13)	5	4	+1	7	18	(11)
at Saint Peter's (1/20)	10	46	(36)	10	22	(12)	11	20	(9)	2	11	(9)	22	12	+10
at Monmouth (1/22)	18	26	(8)	8	18	(10)	4	4	0	2	9	(7)	13	16	(3)
at Marist (1/24)	6	30	(24)	7	17	(10)	5	9	(4)	0	6	(6)	12	7	+5
QUINNIPIAC (1/27)	12	30	(18)	15	21	(6)	0	8	(8)	12	9	+3	15	16	(1)
SIENA (1/29)	14	44	(30)	25	26	(1)	16	4	+12	4	8	(4)	23	39	(16)
at Iona (2/3)	18	54	(36)	19	19	0	5	8	(3)	2	8	(6)	9	17	(8)
at Fairfield (2/5)	20	20	0	5	16	(11)	7	11	(4)	2	13	(11)	15	7	+8
at Quinnipiac (2/7)	18	44	(26)	7	16	(9)	14	16	(2)	6	8	(2)	23	13	+10
MONMOUTH (2/10)	20	38	(18)	12	13	(1)	10	14	(4)	6	13	(7)	6	21	(15)
MARIST (2/12)	20	36	(16)	23	16	+7	6	14	(8)	5	12	(7)	5	5	0
at Manhattan (2/17)	12	48	(36)	15	19	(4)	6	15	(9)	6	5	+1	7	17	(10)
at Rider (2/19)	18	42	(24)	7	20	(13)	12	9	+3	1	6	(5)	26	11	+15
at Siena (2/24)	26	24	+2	9	16	(7)	6	12	(6)	5	0	+5	17	9	+8
at Niagara (2/26)	28	40	(12)	20	29	(9)	16	20	(4)	1	13	(12)	7	27	(20)
IONA (3/5)	22	34	(12)	9	14	(5)	11	11	0	5	4	+1	24	16	+8
<b>AVG/GM — OVERALL</b>	<b>18.7</b>	<b>37.2</b>	<b>(18.5)</b>	<b>11.4</b>	<b>19.6</b>	<b>(8.2)</b>	<b>8.8</b>	<b>12.2</b>	<b>(3.4)</b>	<b>4.4</b>	<b>9.6</b>	<b>(5.2)</b>	<b>14.3</b>	<b>19.4</b>	<b>(5.1)</b>
<b>AVG/GM — MAAC GAMES</b>	<b>18.3</b>	<b>37.9</b>	<b>(19.6)</b>	<b>12.6</b>	<b>19.2</b>	<b>(6.6)</b>	<b>8.3</b>	<b>12.0</b>	<b>(3.7)</b>	<b>4.9</b>	<b>9.3</b>	<b>(4.4)</b>	<b>14.7</b>	<b>16.8</b>	<b>(2.2)</b>



# 2021-22 CANISIUS WOMEN'S BASKETBALL GAME NOTES

## 2021-22 INDIVIDUAL GAME-BY-GAME LEADERS

Opponent	SCORE	W/L	POINTS	REBOUNDS	ASSISTS	STEALS	BLOCKS
at Buffalo (11/9)	42-102	L	13, Erika Joseph Dani Haskell	7, Dani Haskell	2, Shaunae Brown Dani Haskell	3, Dani Haskell	—
at Binghamton (11/13)	56-73	L	25, Dani Haskell	11, Kayla Jackson	4, Dani Haskell	2, Shaunae Brown Ella Väättänen Dani Haskell	1, Rhay Porter
at St. Bonaventure (11/17)	59-67	L	16, Shaunae Brown	12, Kayla Jackson	3, Shaunae Brown	2, Shaunae Brown	2, Rhay Porter
COLGATE (12/20)	61-58	W	13, Shaunae Brown	10, Rhay Porter	4, Shaunae Brown	2, Kayla Jackson Lydia Gattozzi	2, Rhay Porter
DETROIT MERCY (11/23)	64-55	W	24, Dani Haskell	10, Kayla Jackson	3, Athina Lexa	2, Erika Joseph	1, Kayla Jackson Rhay Porter
ROBERT MORRIS (11/27)	43-57	L	18, Dani Haskell	11, Kayla Jackson	3, Dani Haskell	2, Rhay Porter Athina Lexa	1, Ella Väättänen Kayla Jackson
at Duquesne (12/1)	60-69	L	15, Lydia Gattozzi	7, Erika Joseph	6, Shaunae Brown	2, Kayla Jackson Dani Haskell	2, Lydia Gattozzi
YOUNGSTOWN STATE (12/8)	66-69	L	16, Erika Joseph	7, Rhay Porter	3, Dani Haskell	3, Kayla Jackson	3, Rhay Porter
at UAlbany (12/15)	46-65	L	11, Dani Haskell	8, Kayla Jackson	4, Dani Haskell	2, Cheyenne Stubbs	1, Ella Väättänen Lydia Gattozzi Rhay Porter
SAINT PETER'S (12/19)	55-65	L	13, Shaunae Brown	7, Shaunae Brown	4, Shaunae Brown	3, Kayla Jackson	2, Ella Väättänen Erika Joseph
MANHATTAN (12/21)	63-85	L	17, Dani Haskell	6, Rhay Porter	4, Dani Haskell	2, Ella Väättänen Dani Haskell Rhay Porter Cheyenne Stubbs	3, Ella Väättänen
NIAGARA (1/9)	86-87	OTL	27, Dani Haskell	10, Rhay Porter	7, Cheyenne Stubbs	4, Dani Haskell	6, Rhay Porter
RIDER (1/13)	51-59	L	15, Erika Joseph	15, Rhay Porter	3, Dani Haskell	2, Cheyenne Stubbs	3, Ella Väättänen
FAIRFIELD (1/15)	37-73	L	10, Dani Haskell	4, Kayla Jackson	2, Ella Väättänen Kayla Jackson Lydia Gattozzi Athina Lexa	2, Kayla Jackson	1, Ella Väättänen Dani Haskell
at Saint Peter's (1/20)	55-74	L	14, Athina Lexa	5, Kayla Jackson	4, Shaunae Brown	3, Dani Haskell	1, Rhay Porter Athina Lexa
at Monmouth (1/22)	48-60	L	13, Dani Haskell	6, Rhay Porter	3, Athina Lexa	2, Kayla Jackson Athina Lexa Erika Joseph	1, Cheyenne Stubbs
at Marist (1/24)	44-57	L	12, Shaunae Brown	7, Kayla Jackson	3, Erika Joseph	2, Shaunae Brown	2, Rhay Porter
QUINNIPIAC (1/27)	53-62	L	16, Dani Haskell	7, Cheyenne Stubbs	3, Dani Haskell Cheyenne Stubbs	8, Cheyenne Stubbs	5, Rhay Porter
SIENA (1/29)	81-78	W	24, Dani Haskell	6, Rhay Porter	5, Dani Haskell	4, Cheyenne Stubbs	1, Rhay Porter
at Iona (2/3)	55-66	L	14, Athina Lexa	6, Dani Haskell	6, Dani Haskell	2, Ella Väättänen Athina Lexa Rhay Porter	1, Ella Väättänen
at Fairfield (2/5)	54-63	OTL	15, Shaunae Brown	9, Ella Väättänen Rhay Porter	3, Dani Haskell	1, Athina Lexa Dani Haskell Lydia Gattozzi	1, Ella Väättänen Erika Joseph
at Quinnipiac (2/7)	55-76	L	14, Shaunae Brown	6, Dani Haskell	3, Shaunae Brown	2, Shaunae Brown Dani Haskell Cheyenne Stubbs	2, Rhay Porter
MONMOUTH (2/10)	52-62	L	16, Athina Lexa	7, Athina Lexa	2, Shaunae Brown Dani Haskell	2, Dani Haskell	2, Kayla Jackson
MARIST (2/12)	65-61	W	26, Athina Lexa	9, Rhay Porter	5, Dani Haskell	2, Athina Lexa	5, Ella Väättänen
at Manhattan (2/17)	62-86	L	21, Dani Haskell	6, Kayla Jackson	5, Dani Haskell	2, Shaunae Brown Dani Haskell	2, Rhay Porter
at Rider (2/19)	57-71	L	17, Athina Lexa	7, Dani Haskell	3, Cheyenne Stubbs	2, Athina Lexa	2, Rhay Porter
at Siena (2/24)	54-56	L	14, Dani Haskell	7, Athina Lexa	4, Cheyenne Stubbs	2, Cheyenne Stubbs	2, Ella Väättänen
at Niagara (2/26)	78-82	L	23, Athina Lexa	14, Kayla Jackson	5, Shaunae Brown	2, Cheyenne Stubbs	2, Rhay Porter
IONA (3/5)	71-62	W	21, Dani Haskell	12, Kayla Jackson	3, Shaunae Brown Dani Haskell	2, Dani Haskell	—



# 2021-22 CANISIUS WOMEN'S BASKETBALL GAME NOTES

## 2021-22 INDIVIDUAL SUPERLATIVES

CATEGORY	CANISIUS	OPPONENT
Points Scored	27, Dani Haskell, vs. Niagara (1/9/22)	30, Juana Camilion, vs. Iona (3/5/22)
Field Goals Made	9, (3x), Last: Athina Lexa, vs. Marist (2/12/22)	12, (5x), Last: Juana Camilion, vs. Iona (3/5/22)
Field Goal Attempts	19, Dani Haskell, at Binghamton (11/13/21)	26, Juana Camilion, vs. Iona (3/5/22)
Field Goal Pct. (Min. 5 Made)	.750 (6-8), Erika Joseph, vs. Youngstown State (12/8/21)	.889 (8-9), Precious Johnson, at Duquesne (12/1/21)
Field Goal Pct. (Min. 10 Made)	—	.857 (12-14), Rayschel Brown, vs. Siena (1/29/22) Ketsia Athias, at Iona (2/3/22)
3-Point Field Goals Made	5, (3x), Last: Dani Haskell, at Manhattan (2/17/22)	7, Ahniysha Jackson, at Siena (2/24/22)
3-Point Field Goal Attempts	12, Dani Haskell, vs. Detroit Mercy (11/23/21)	14, Sam Lewis, at Fairfield (2/5/22)
3-Point FG Pct. (Min. 3 Made)	1.000 (3-3), Shaunae Brown, vs. Siena (1/29/22)	.875 (7-8), Ahniysha Jackson, at Siena (2/24/22)
Free Throws Made	9, Dani Haskell, vs. Detroit Mercy (11/23/21)	8, Selena Philoxy, vs. Siena (1/29/22)
Free Throw Attempts	10, Dani Haskell, vs. Detroit Mercy (11/23/21) Dani Haskell, vs. Quinnipiac (1/27/22)	11, Selena Philoxy, vs. Siena (1/29/22) Anabel Ellison, vs. Marist (2/12/22)
Free Throw Pct. (Min. 5 Made)	1.000 (6-6), Dani Haskell, vs. Iona (3/5/22)	1.000 (6-6), Jade Blagrove, at Manhattan (2/17/22)
Offensive Rebounds	7, Rhay Porter, vs. Rider (1/13/22)	7, Sydney Faulcon, vs. Niagara (1/9/22) 7, Aaliyah Parker, at Niagara (2/26/22)
Defensive Rebounds	12, Kayla Jackson, at Niagara (2/26/22)	13, Ketsia Athias, at Iona (2/3/22)
Total Rebounds	15, Rhay Porter, vs. Rider (1/13/22)	15, Ketsia Athias, at Iona (2/3/22)
Assists	7, Cheyenne Stubbs, vs. Niagara (1/9/22)	10, Megan McConnell, at Duquesne (12/1/21)
Turnovers	9, Dani Haskell, at Binghamton (11/13/21)	8, Ketsia Athias, at Iona (2/3/22)
Blocked Shots	6, Rhay Porter, vs. Niagara (1/9/22)	3, I'yanne Lops, at St. Bonaventure (11/17/21) Lucia Decortes, at UAlbany (12/15/21)
Steals	8, Cheyenne Stubbs, vs. Quinnipiac (1/27/22)	6, Aaliyah Parker, at Niagara (2/26/22)
Minutes Played	41:20, Shaunae Brown, at Fairfield (2/5/22)	45:00, Rachel Hakes, at Fairfield (2/5/22)

## 2021-22 TEAM SUPERLATIVES

CANISIUS HIGH	CANISIUS LOW	CATEGORY	OPPONENT HIGH	OPPONENT LOW
86, vs. Niagara (1/9/22)	37, vs. Fairfield (1/15/22)	<b>Points</b>	102, at Buffalo (11/9/21)	55, vs. Detroit Mercy (11/23/21)
43, 1st half, vs. Siena (1/29/22)	13, 1st half, vs. Fairfield (1/15/22)	<b>Points in a Half</b>	51, 1st half, at Buffalo (11/9/21) 2nd half, at Buffalo (11/9/21)	19, 1st half, vs. Monmouth (2/10/22)
13, vs. Niagara (1/9/22)	2, at Fairfield (2/5/22)	<b>Points in OT</b>	14, vs. Niagara (1/9/22)	11, at Fairfield (2/5/22)
31, vs. Niagara (1/9/22)	13, vs. Robert Morris (11/27/21)	<b>Field Goals Made</b>	36, at Buffalo (11/9/21)	20, at Siena (2/24/22)
66, vs. Niagara (1/9/22) at Manhattan (2/17/22)	43, vs. Youngstown State (12/8/21)	<b>Field Goal Attempts</b>	77, at Niagara (2/26/22)	47, at Monmouth (1/22/22)
.500 (25-50), vs. Siena (1/29/22)	.262 (16-61), at Buffalo (11/9/21)	<b>Field Goal Percentage</b>	.592 (29-49), vs. Siena (1/29/22)	.317 (20-63), at Siena (2/24/22)
15, vs. Siena (1/29/22)	3, vs. Robert Morris (11/27/21)	<b>3-Point Field Goals</b>	8, (5x), Last: at Niagara (2/26/22)	2, (5x), Last: at Manhattan (2/17/22)
36, at Manhattan (2/17/22)	17, vs. Youngstown State (12/8/21) vs. Quinnipiac (1/27/22)	<b>3-Point FG Attempts</b>	25, at Fairfield (2/5/22)	8, vs. Siena (1/29/22)
.556 (15-27), vs. Siena (1/29/22)	.150 (3-20), vs. Robert Morris (11/27/21)	<b>3-Point FG Percentage</b>	.533 (8-15), vs. Manhattan (12/21/21)	.111 (2-18), vs. Monmouth (2/10/22)
19, vs. Youngstown State (12/8/21) vs. Iona (3/5/22)	2, vs. Fairfield (1/15/22)	<b>Free Throws Made</b>	26, at Buffalo (11/9/21)	4, vs. Colgate (11/20/21)
29, vs. Youngstown State (12/8/21)	3, at UAlbany (12/15/21) at Iona (2/3/22)	<b>Free Throw Attempts</b>	29, (3x), Last: at Niagara (2/26/22)	6, vs. Colgate (11/20/21)
1.000 (3-3), at UAlbany (12/15/21) at Iona (2/3/22)	.333 (2-6), vs. Fairfield (1/15/22)	<b>Free Throw Percentage</b>	1.000 (7-7), at Rider (2/19/22)	.417 (5-12), vs. Quinnipiac (1/27/22)
17, at Binghamton (11/13/21)	5, at Iona (2/3/22)	<b>Offensive Rebounds</b>	26, vs. Niagara (1/9/22)	5, at Monmouth (1/22/22)
31, vs. Colgate (11/20/21)	13, at Saint Peter's (1/20/22)	<b>Defensive Rebounds</b>	35, at Buffalo (11/9/21) at Manhattan (2/17/22)	17, at Niagara (2/26/22)
44, at Binghamton (11/13/21)	22, at Saint Peter's (1/20/22)	<b>Rebounds</b>	54, at Buffalo (11/9/21)	27, vs. Siena (1/29/22)
23, vs. Niagara (1/9/22)	6, at Rider (2/19/22)	<b>Fouls</b>	26, vs. Niagara (1/9/22)	8, at UAlbany (12/15/21) at Iona (2/3/22)
2, at Niagara (2/26/22)	0, (23x), Last: at Siena (2/24/22)	<b>Disqualifications</b>	2, vs. Detroit Mercy (11/23/21) vs. Siena (1/29/22)	0, (25x), Last: vs. Iona (3/5/22)
20, vs. Siena (1/29/22)	6, (5x), Last: at Quinnipiac (2/7/22)	<b>Assists</b>	20, at Duquesne (12/1/21)	5, vs. Iona (3/5/22)
27, at Buffalo (11/9/21)	11, vs. Robert Morris (11/27/21) vs. Monmouth (2/10/22)	<b>Turnovers</b>	23, vs. Niagara (1/9/22)	9, (4x), Last: vs. Iona (3/5/22)
9, vs. Quinnipiac (1/27/22)	0, at Buffalo (11/9/21) vs. Iona (3/5/22)	<b>Blocked Shots</b>	6, at UAlbany (12/15/21) vs. Monmouth (2/10/22)	1, (3x), Last: vs. Manhattan (12/21/21)
10, (3x), Last: vs. Siena (1/29/22)	3, (4x), Last: at Niagara (2/26/22)	<b>Steals</b>	19, at Buffalo (11/9/21)	2, vs. Robert Morris (11/27/21) vs. Iona (3/5/22)



# 2021-22 CANISIUS WOMEN'S BASKETBALL GAME NOTES

## 2021-22 GAME-BY-GAME LEAD AND DEFICIT BREAKDOWN

OPPONENT	FIRST HALF			SECOND HALF			FINAL SCORE			LARGEST		TIMES TIED	LEAD CHANGES	TIME LED	
	CAN	OPP	MARGIN	CAN	OPP	MARGIN	CAN	OPP	MARGIN	LEAD	DEFICIT			MIN	%
at Buffalo (11/9)	17	51	(34)	25	51	(26)	42	102	(60)	1	60	0	4	1:02	2.6%
at Binghamton (11/13)	26	24	+2	30	49	(19)	56	73	(17)	4	17	11	9	12:22	30.9%
at St. Bonaventure (11/17)	27	29	(2)	32	38	(6)	59	67	(8)	7	8	5	12	18:37	46.5%
COLGATE (11/20)	34	21	+13	27	37	(10)	61	58	+3	16	7	3	1	34:37	86.5%
DETROIT MERCY (11/23)	30	25	+5	34	30	+4	64	55	+9	10	6	3	5	24:29	61.2%
ROBERT MORRIS (11/27)	18	30	(12)	25	27	(2)	43	57	(14)	—	17	1	0	0:00	0.0%
at Duquesne (12/1)	23	39	(16)	37	30	+7	60	69	(9)	—	19	1	0	0:00	0.0%
YOUNGSTOWN STATE (12/8)	25	33	(8)	41	36	+5	66	69	(3)	2	14	2	5	1:06	2.8%
at UAlbany (12/15)	22	29	(7)	24	36	(12)	46	65	(19)	3	21	6	4	5:06	12.8%
SAINT PETER'S (12/19)	31	34	(3)	24	31	(7)	55	65	(10)	7	17	6	2	10:15	25.6%
MANHATTAN (12/21)	30	37	(7)	33	48	(15)	63	85	(22)	3	27	5	6	3:54	9.8%
NIAGARA (1/9)	34	33	+1	39	40	(1)	86	87	(1)	12	11	6	4	22:54	50.9%
RIDER (1/13)	23	23	0	28	36	(8)	51	59	(8)	5	13	4	2	5:12	13.0%
FAIRFIELD (1/15)	13	36	(23)	24	37	(13)	37	73	(36)	1	40	0	1	1:37	4.0%
at Saint Peter's (1/20)	31	36	(5)	24	38	(14)	55	74	(19)	4	23	4	7	6:10	15.4%
at Monmouth (1/22)	26	25	+1	22	35	(13)	48	60	(12)	4	14	3	6	9:45	24.4%
at Marist (1/24)	24	27	(3)	20	30	(10)	44	57	(13)	0	16	0	0	0:00	0.0%
QUINNIPIAC (1/27)	24	32	(8)	29	30	(1)	53	62	(9)	1	13	2	4	1:11	3.0%
SIENA (1/29)	43	31	+12	38	47	(9)	81	78	+3	13	2	2	3	35:47	89.5%
at Iona (2/3)	30	33	(3)	25	33	(8)	55	66	(11)	1	13	2	4	1:17	3.2%
at Fairfield (2/5)	22	20	+2	30	32	(2)	54	63	(9)	7	9	5	8	18:47	41.7%
at Quinnipiac (2/7)	15	34	(19)	40	42	(2)	55	76	(21)	1	26	1	2	0:26	1.1%
MONMOUTH (2/10)	25	19	+6	27	43	(16)	52	62	(10)	11	10	3	7	24:27	61.1%
MARIST (2/12)	23	30	(7)	42	31	+11	65	61	+4	4	13	6	5	2:46	6.9%
at Manhattan (2/17)	25	44	(19)	37	42	(5)	62	86	(24)	3	27	0	1	1:15	3.1%
at Rider (2/19)	27	37	(10)	30	34	(4)	57	71	(14)	2	17	1	3	0:55	2.3%
at Siena (2/24)	23	27	(4)	31	29	+2	54	56	(2)	4	9	7	8	7:41	19.2%
at Niagara (2/26)	42	37	+5	36	45	(9)	78	82	(4)	10	8	5	13	23:16	58.2%
IONA (3/5)	32	23	+9	39	39	0	71	62	+9	12	5	3	6	31:04	77.7%
<b>AVERAGE PER GAME</b>	<b>26.4</b>	<b>31.0</b>	<b>(4.6)</b>	<b>30.8</b>	<b>37.1</b>	<b>(6.3)</b>	<b>57.7</b>	<b>69.0</b>	<b>(11.3)</b>	<b>5.5</b>	<b>16.6</b>	<b>3.3</b>	<b>4.6</b>	<b>10:33</b>	<b>26.2%</b>
<b>AVG/GM — MAAC GAMES</b>	<b>27.2</b>	<b>30.9</b>	<b>(3.8)</b>	<b>30.9</b>	<b>37.1</b>	<b>(6.2)</b>	<b>58.8</b>	<b>69.3</b>	<b>(10.5)</b>	<b>5.3</b>	<b>15.7</b>	<b>3.3</b>	<b>4.6</b>	<b>10:26</b>	<b>1.3%</b>



# 2021-22 CANISIUS WOMEN'S BASKETBALL GAME NOTES

## 2021-22 BOX SCORES



**42**

**GAME #1**  
11/9/21  
at Buffalo  
Alumni Arena



**102**



**56**

**GAME #2**  
11/13/21  
at Binghamton  
Dr. Bai Lee Court at  
Events Center



**73**

CANISIUS - 42		Record: 0-1													
NO.	Name	Min	FG	3P	FT	Rebounds	Fouls	TP	AS	TO	ST	Blocks	BS	BA	+/
			M-A	M-A	M-A	OR DR TOT	PF	FD				BS	BA		
5	Ella Vääänen	F 14:40	0-5	0-2	0-0	0 3 3	4	1	0	1	2	0	0	0	22
21	Kayla Jackson	F 14:56	3-5	0-1	0-0	1 2 3	1	0	6	0	2	1	0	0	16
0	Shaunae Brown	G 31:24	1-11	0-2	0-0	2 0 2	2	1	2	2	4	0	0	2	47
14	Dani Haskell	G 30:44	5-14	1-8	2-2	0 7 7	2	3	13	2	8	3	0	1	34
23	Erika Joseph	G 36:52	5-15	3-7	0-1	2 1 3	1	2	13	0	3	0	0	1	49
2	Lydia Gattozzi	28:33	2-8	1-4	0-2	2 1 3	2	2	5	1	2	0	0	1	50
13	Xanthippi Karatasios	17:54	0-0	0-0	0-0	0 1 1	3	0	0	0	2	1	0	0	31
33	Rhay Porter	12:23	0-1	0-0	1-2	0 1 1	4	2	1	1	0	0	0	0	16
24	Cheyenne Stubbs	12:34	0-2	0-0	2-2	1 0 1	0	2	2	1	1	1	0	0	35
Team						4 4 8	0	0	0	3					
Totals			16-61	5-24	5-9	12 20 32	20	13	42	8	27	6	0	5	60

Technical Fouls: Bench 4<sup>th</sup> 0:25  
Dead Ball Rebounds: 2.0

CANISIUS - 56		Record: 0-2													
NO.	Name	Min	FG	3P	FT	Rebounds	Fouls	TP	AS	TO	ST	Blocks	BS	BA	+/
			M-A	M-A	M-A	OR DR TOT	PF	FD				BS	BA		
5	Ella Vaatanen	F 28:08	0-3	0-1	0-0	2 3 5	2	0	0	1	1	2	0	0	-9
21	Kayla Jackson	F 17:00	3-8	0-1	3-9	4 7 11	2	4	9	1	1	0	0	2	6
0	Shaunae Brown	G 25:58	2-10	1-3	0-0	1 2 3	4	0	5	1	8	2	0	0	-13
14	Dani Haskell	G 38:05	9-19	2-10	5-6	1 4 5	0	6	25	4	9	2	0	0	-17
23	Erika Joseph	G 35:30	3-9	2-3	0-0	2 5 7	2	3	8	0	0	0	0	1	-18
24	Cheyenne Stubbs	18:08	0-1	0-1	0-0	1 0 1	1	1	0	1	0	1	0	0	-2
33	Rhay Porter	15:14	2-3	0-0	2-2	4 3 5	4	0	1	1	1	0	0	0	-8
2	Lydia Gattozzi	20:11	2-8	0-1	1-2	0 3 3	1	1	5	0	3	0	0	1	-24
13	Xanthippi Karatasios	00:07	0-0	0-0	0-0	0 0 0	1	0	0	0	0	0	0	0	0
Team						4 1 5	0	0	0	0	0				
Totals			21-60	5-20	9-19	17 27 44	16	20	56	8	23	8	1	4	-17

Technical Fouls: NONE  
Dead Ball Rebounds: 4.0

BUFFALO - 102		Record: 1-0													
NO.	Name	Min	FG	3P	FT	Rebounds	Fouls	TP	AS	TO	ST	Blocks	BS	BA	+/
			M-A	M-A	M-A	OR DR TOT	PF	FD				BS	BA		
00	Summer Hemphill	F 20:43	4-9	0-1	3-4	4 6 10	3	2	11	0	4	1	2	0	18
25	Adebola Adeyeye	F 20:52	5-6	0-0	2-2	4 3 7	2	2	12	0	0	0	1	0	26
2	Dyaisha Fair	G 28:14	7-14	0-2	2-2	0 2 2	0	2	16	2	0	4	0	0	18
3	Jasmine Young	G 27:48	3-7	0-2	4-4	1 2 3	0	2	10	2	1	3	0	0	37
12	Cheyenne McEvans	G 35:08	5-9	1-2	2-2	1 4 5	3	1	13	3	0	3	0	0	30
1	Loren Christie	13:50	3-7	1-2	5-5	2 5 7	1	3	12	1	1	1	1	0	22
4	Georgia Woolley	19:26	4-9	1-5	2-2	2 4 6	4	2	11	1	4	3	0	0	37
11	Dominique Camp	24:35	2-8	1-2	2-2	3 2 5	0	2	7	9	0	2	0	0	49
5	Nia Jordan	11:34	1-2	0-1	4-4	0 2 2	0	2	6	0	0	1	0	0	22
30	Ramatoulaye Keita	10:00	2-3	0-0	0-2	1 2 3	0	1	4	0	2	1	1	0	21
Team						1 3 4	0	0	0						
Totals			36-74	4-17	26-29	19 35 54	13	19	102	18	12	19	5	0	60

Technical Fouls: NONE  
Dead Ball Rebounds: 2.0

BINGHAMTON - 73		Record: 2-0													
NO.	Name	Min	FG	3P	FT	Rebounds	Fouls	TP	AS	TO	ST	Blocks	BS	BA	+/
			M-A	M-A	M-A	OR DR TOT	PF	FD				BS	BA		
32	Jalyn Van Dyke	F 23:11	3-7	0-3	0-0	1 3 4	3	4	6	0	3	1	0	0	-1
44	Genevieve Coleman	F 28:06	5-7	0-0	1-2	1 7 8	3	2	11	0	2	0	2	1	15
4	Dani Bowman	G 33:41	6-11	0-0	1-2	2 5 7	2	1	12	5	1	4	2	0	18
5	Hayley Moore	G 29:48	2-11	2-9	0-0	0 0 0	2	2	6	5	1	3	0	0	12
15	Cassidy Roberts	G 23:43	4-8	0-0	0-0	0 2 2	4	0	6	4	1	0	0	0	11
14	Zahra Barnes	28:12	3-7	1-2	2-2	1 2 3	2	3	9	2	4	1	0	0	10
12	Clare Traeger	24:05	5-10	4-6	7-8	4 5 9	4	4	21	0	2	2	0	0	21
3	Ella Wanzler	05:37	1-5	0-3	0-0	0 0 0	0	0	2	0	1	0	0	0	-1
11	Khoryn Bannis	03:37	0-0	0-0	0-0	0 1 1	0	0	0	0	0	0	0	0	0
Team						1 3 4	0	0	0						
Totals			28-62	7-23	10-13	10 28 38	20	16	73	16	15	11	4	1	17

Technical Fouls: NONE  
Dead Ball Rebounds: 0.0

CAN		BUF		Points from		CAN		BUF		Period by Period Scoring				
Biggest lead		1 (1 <sup>st</sup> 9:22)		60 (4 <sup>th</sup> 0:25)		Turnovers		8 43		1st 2nd 3rd 4th TOT				
Best Scoring Run		6 (1 <sup>st</sup> 3:24)		26 (2 <sup>nd</sup> 5:10)		Paint		18 62		CAN 13 4 19 6 42				
Lead Changes		4		Second Chance		8 19		CAN 13 4 19 6 42						
Times Tied		0		Fast Breaks		4 32		BUF 25 26 24 27 102						
Time with Lead		01:02		38:35		Bench		8 40						

CANI		BING		Points from		CANI		BING		Period by Period Scoring				
Biggest lead		4 (2 <sup>nd</sup> 4:44)		17 (4 <sup>th</sup> 0:34)		Turnovers		10 22		1st 2nd 3rd 4th TOT				
Best Scoring Run		7 (2 <sup>nd</sup> 7:10)		11 (4 <sup>th</sup> 5:20)		Paint		30 40		CANI 8 18 18 12 56				
Lead Changes		9		Second Chance		18 10		CANI 8 18 18 12 56						
Times Tied		11		Fast Breaks		0 15		BING 12 12 18 31 73						
Time with Lead		12:22		22:03		Bench		9 32						



**59**

**GAME #3**  
11/17/21  
at St. Bonaventure  
Reilly Center



**67**



**58**

**GAME #4**  
11/20/21  
vs. Colgate  
Koessler Athletic  
Center



**61**

CANISIUS - 59		Record: 0-3													
NO.	Name	Min	FG	3P	FT	Rebounds	Fouls	TP	AS	TO	ST	Blocks	BS	BA	+/
			M-A	M-A	M-A	OR DR TOT	PF	FD				BS	BA		
5	Ella Vaatanen	F 21:25	2-5	1-3	0-0	2 1 3	2	1	5	0	3	0	1	0	-7
21	Kayla Jackson	F 17:49	0-2	0-0	1-2	3 9 12	3	1	1	1	1	0	0	1	3
0	Shaunae Brown	G 31:44	6-15	3-8	1-2	0 2 2	0	3	16	3	1	2	0	0	-2
14	Dani Haskell	G 31:59	3-12	1-7	0-2	0 3 3	2	2	7	2	2	0	0	2	-4
23	Erika Joseph	G 35:08	6-14	2-7	0-2	2 3 5	4	1	14	2	0	1	0	1	-11
33	Rhay Porter	19:43	2-2	0-0	0-0	0 3 3	2	1	4	0	1	0	2	0	-8
2	Lydia Gattozzi	20:34	2-5	0-1	4-4	0 0 0	1	1	8	0	1	0	0	0	-4
12	Athina Lexa	16:04	1-3	0-1	0-0	0 2 2	3	2	2	0	6	1	1	1	-6
24	Cheyenne Stubbs	05:14	1-1	0-0	0-0	1 0 1	0	0	2	0	1	0	0	0	-1
Team						4 5 9	0	0	0	1					
Totals			23-59	7-27	6-12	12 28 40	17	12	59	8	17	4	4	5	-8

Technical Fouls: NONE  
Dead Ball Rebounds: 6.1

COLGATE - 58		Record: 1-3													
NO.	Name	Min	FG	3P	FT	Rebounds	Fouls	TP	AS	TO	ST	Blocks	BS	BA	+/
			M-A	M-A	M-A	OR DR TOT	PF	FD				BS	BA		
11	Tiasia McMillan	F 17:43	1-5	0-0	0-0	2 5 7	3	0	2	1	4	0	1	0	-1
31	Alexia Naessens	F 12:23	0-2	0-0	0-0	2 0 2	1	0	0	0	1	0	0	0	2
3	Alexa Brodie	G 37:57	8-21	1-2	2-3	0 6 6	0	7	19	5	0	0	0	1	-1
5	Taylor Golembiewski	G 19:44	4-13	1-3	1-2	1 1 2	5	2	10	0	3	0	0	0	7
20	Jenna Paul	G 26:00	4-5	2-2	1-1	2 2 4	0	2	11						

# 2021-22 CANISIUS WOMEN'S BASKETBALL GAME NOTES

## 2021-22 BOX SCORES



**GAME #5**  
11/23/21  
vs. Detroit Mercy  
Koessler Athletic Center



**GAME #6**  
11/27/21  
vs. Robert Morris  
Koessler Athletic Center



Detroit Mercy - 55 Record: 0-5

NO.	Name	Min	FG	3P	FT	Rebounds	Fouls	TP	AS	TO	ST	Blocks	+/-
			M-A	M-A	M-A	OR DR TOT	PF FD					BS BA	
1	Irene Murua	F 35:39	3-11	0-1	4-6	6 6 12	2 6	10	4	2	0	0	1 -8
11	Dajia Moses	F 14:58	1-3	0-0	0-0	2 3 5	0 1	2	1	2	0	0	0 -9
0	Imani McNeal	G 17:02	1-6	0-1	1-2	2 1 3	5 1	3	0	3	1	0	0 -5
3	Brandi Washington	G 36:44	5-12	3-7	3-4	2 3 5	4 2	16	1	4	0	1	0 -3
10	Sydney Searcy	G 14:56	0-4	0-1	0-2	0 1 1	5 1	0	1	0	0	0	0 -13
23	Monique Pruitt	29:18	7-19	0-2	2-3	2 5 7	4 2	16	0	3	4	2	0 0
24	Tori Powell	21:15	1-3	0-1	0-0	0 0 0	1 1	2	1	2	0	0	0 -3
5	Sonia Pereda	05:26	0-1	0-0	0-0	0 0 0	0 0	0	0	2	0	0	1 -2
2	Akyia Baker	19:28	3-5	0-1	0-0	1 3 4	4 0	6	1	0	3	0	0 3
55	Lucia Fleita Robles	05:09	0-1	0-0	0-0	0 0 0	0 0	0	1	1	0	0	0 -4
4	A'Moni Waiters	00:05	0-0	0-0	0-0	0 0 0	0 0	0	0	0	0	0	0 -1
Team						4 2 6	0	0	0	0	0	0	
<b>Totals</b>			21-65	3-14	10-17	19 24 43	25 14	55	10	19	8	3	2 -9

Technical Fouls: NONE  
Dead Ball Rebounds: 5, 1

Shooting By Period

1st FG%	6-14	42.9%
3PT%	1-5	20.0%
FT%	0-2	0%
2nd FG%	4-13	30.8%
3PT%	1-4	25.0%
FT%	3-4	75%
3rd FG%	9-21	42.9%
3PT%	0-1	0%
FT%	1-1	100%
4th FG%	2-17	11.8%
3PT%	1-4	25.0%
FT%	6-10	60%
GM FG%	21-65	32.3%
3PT%	3-14	21.4%
FT%	10-17	58.8%

Robert Morris - 57 Record: 3-3

NO.	Name	Min	FG	3P	FT	Rebounds	Fouls	TP	AS	TO	ST	Blocks	+/-
			M-A	M-A	M-A	OR DR TOT	PF FD					BS BA	
24	Sol Castro	F 34:15	3-9	0-0	2-5	0 4 4	4 4	8	0	5	0	1	1 17
43	Ashya Klopfenstein	C 23:42	3-4	0-0	4-4	3 5 8	3 3	10	1	0	0	0	0 5
12	Nina Augustin	G 25:17	2-6	1-4	0-0	0 1 1	4 1	5	1	1	0	0	0 10
22	Esther Castedo	G 36:25	7-13	2-3	1-1	2 3 5	1 2	17	5	2	0	0	1 12
35	Simone Morris	G 13:35	2-4	1-2	0-0	0 1 1	2 0	5	0	0	0	0	0 10
14	Rebecca Dwomoh	03:35	0-0	0-0	0-2	0 1 1	0 1	0	0	0	1	0	0 2
2	Mackenzie Amalia	24:22	4-8	4-7	0-0	0 4 4	1 0	12	1	2	0	0	0 8
44	Alejandra Masiral	16:46	0-1	0-0	0-0	0 0 0	1 0	1	0	1	0	0	0 0
11	Natalie Vallafior	07:15	0-3	0-0	0-0	1 0 1	1 1	0	1	0	1	0	0 -2
23	Phoenix Gedeon	14:00	0-1	0-0	0-0	0 5 3	0 0	1	2	0	0	0	0 10
4	Danielle Vulelich	00:48	0-0	0-0	0-0	0 0 0	1 0	0	0	0	0	0	0 -2
Team						2 2 4	0	0	0	0	0	0	
<b>Totals</b>			21-49	8-17	7-12	8 26 34	21 13	57	11	13	2	1	2 14

Technical Fouls: NONE  
Dead Ball Rebounds: 2, 0

Shooting By Period

1st FG%	5-10	50.0%
3PT%	2-4	50.0%
FT%	1-4	25%
2nd FG%	5-11	45.5%
3PT%	3-5	60.0%
FT%	4-4	100%
3rd FG%	5-12	41.7%
3PT%	2-3	66.7%
FT%	1-3	33.3%
4th FG%	6-16	37.5%
3PT%	1-5	20.0%
FT%	1-1	100%
GM FG%	21-49	42.9%
3PT%	8-17	47.1%
FT%	7-12	58.3%

Canisius - 64 Record: 2-3

NO.	Name	Min	FG	3P	FT	Rebounds	Fouls	TP	AS	TO	ST	Blocks	+/-
			M-A	M-A	M-A	OR DR TOT	PF FD					BS BA	
5	Ella Vaatanen	F 12:32	1-3	1-3	0-2	0 2 2	1 1	3	0	0	0	1	5
21	Kayla Jackson	F 26:03	3-5	0-0	0-4	2 8 10	4 4	6	2	5	0	1	0 17
0	Shaunae Brown	G 16:15	1-5	0-2	0-0	0 0 0	0 0	2	2	2	0	0	0 -4
14	Dani Haskell	G 31:12	5-15	5-12	9-10	2 1 3	2 5	24	1	2	1	0	1 3
32	Erika Joseph	G 36:24	4-6	2-2	2-2	2 0 2	2 8	12	1	4	2	0	0 17
2	Lydia Gattozzi	19:55	0-4	0-1	2-2	0 2 2	0 2	2	2	3	0	0	0 3
33	Rhay Porter	13:57	0-1	0-0	0-0	1 4 5	3 1	0	0	3	1	1	0 -8
24	Cheyenne Stubbs	20:41	4-6	3-4	2-2	0 4 4	0 2	13	1	2	0	0	0 6
12	Athina Lexa	23:01	1-3	0-2	0-0	0 0 0	2 0	2	3	1	1	0	0 6
Team						2 5 7	0	0	0	2	0	0	
<b>Totals</b>			19-48	11-26	15-24	9 26 35	14 25	64	12	24	5	2	3 9

Technical Fouls: NONE  
Dead Ball Rebounds: 4, 1

Shooting By Period

1st FG%	4-7	57.1%
3PT%	1-2	50.0%
FT%	5-6	83.3%
2nd FG%	6-15	40.0%
3PT%	4-7	57.1%
FT%	0-0	0%
3rd FG%	5-16	31.3%
3PT%	2-9	22.2%
FT%	2-4	50%
4th FG%	4-10	40.0%
3PT%	4-8	50.0%
FT%	8-14	57.1%
GM FG%	19-48	39.6%
3PT%	11-26	42.3%
FT%	15-24	62.5%

Canisius - 43 Record: 2-4

NO.	Name	Min	FG	3P	FT	Rebounds	Fouls	TP	AS	TO	ST	Blocks	+/-
			M-A	M-A	M-A	OR DR TOT	PF FD					BS BA	
5	Ella Vaatanen	F 23:00	1-3	0-2	0-0	0 0 0	1 0	2	1	1	1	1	0 -9
21	Kayla Jackson	F 19:54	1-4	0-0	4-6	3 8 11	3 3	6	0	3	0	1	0 -1
0	Shaunae Brown	G 32:25	1-6	1-4	1-4	0 0 0	0 2	4	2	0	0	0	0 -2
14	Dani Haskell	G 35:49	6-16	2-8	4-4	2 5 7	1 6	18	3	1	1	0	0 -9
23	Erika Joseph	G 35:41	1-9	0-4	4-6	0 2 2	1 5	6	0	0	1	0	0 -9
2	Lydia Gattozzi	16:24	1-5	0-1	1-2	1 3 4	2 2	3	0	0	0	0	0 0
33	Rhay Porter	16:40	0-1	0-0	0-0	1 4 5	3 1	0	0	0	2	0	0 -12
24	Cheyenne Stubbs	10:06	0-2	0-1	0-0	1 0 1	0 1	0	0	1	0	0	0 -18
12	Athina Lexa	10:01	2-2	0-0	0-0	0 1 1	2 1	4	0	3	2	0	0 -10
Team						1 0 1	0	0	0	2	0	0	
<b>Totals</b>			13-48	3-20	14-22	9 23 32	13 21	43	6	11	7	2	1 -14

Technical Fouls: NONE  
Dead Ball Rebounds: 8, 0

Shooting By Period

1st FG%	3-14	21.4%
3PT%	2-9	22.2%
FT%	0-0	0%
2nd FG%	4-14	28.6%
3PT%	1-6	16.7%
FT%	1-2	50%
3rd FG%	5-12	41.7%
3PT%	0-2	0%
FT%	4-8	50%
4th FG%	1-8	12.5%
3PT%	0-3	0%
FT%	9-12	75%
GM FG%	13-48	27.1%
3PT%	3-20	15.0%
FT%	14-22	63.6%

DETMER	CAN
Biggest lead	6 (1st 4:33) 10 (4th 0:51)
Best Scoring Run	12 (3rd 6:31) 11 (1st 2:21)
Lead Changes	5
Times Tied	3
Time with Lead	11:30 24:29

Points from	DETMER	CAN
Turnovers	22	14
Paint	28	10
Second Chance	27	14
Fast Breaks	6	2
Bench	24	17

Period by Period Scoring	TOT
1st	13
2nd	12
3rd	19
4th	11
TOT	55

DETMER	CAN
1st	13
2nd	12
3rd	19
4th	11
TOT	55

RMU	CAN
Biggest lead	17 (4th 3:31) 5 (2nd 10:00)
Best Scoring Run	8 (1st 2:40) 5 (2nd 9:19)
Lead Changes	0
Times Tied	1
Time with Lead	36:02 00:00

Points from	RMU	CAN
Turnovers	10	4
Paint	22	10
Second Chance	6	5
Fast Breaks	2	1
Bench	12	7

Period by Period Scoring	TOT
1st	13
2nd	17
3rd	13
4th	14
TOT	57

RMU	CAN
1st	13
2nd	17
3rd	13
4th	14
TOT	57

Shooting By Period

1st FG%	5-21	23.8%
3PT%	4-12	33.3%
FT%	0-0	0%
2nd FG%	8-12	66.7%
3PT%	3-4	75.0%
FT%	0-0	0%
3rd FG%	7-16	43.8%
3PT%	0-4	0%
FT%	3-4	75%
4th FG%	6-11	54.5%
3PT%	0-3	0%
FT%	7-9	77.8%
GM FG%	26-60	43.3%
3PT%	7-23	30.4%
FT%	10-13	76.9%



**GAME #7**  
12/1/21  
at Duquesne  
UPMC Cooper Fieldhouse



**GAME #8**  
12/8/21  
vs. Youngstown State  
Koessler Athletic Center



Canisius - 60 Record: 2-5

NO.	Name	Min	FG	3P	FT	Rebounds	Fouls	TP	AS	TO	ST	Blocks
-----	------	-----	----	----	----	----------	-------	----	----	----	----	--------

# 2021-22 CANISIUS WOMEN'S BASKETBALL GAME NOTES

## 2021-22 BOX SCORES



**46**

**GAME #9**  
12/15/21  
at UAlbany  
SEFCU Arena



**65**

**GAME #10**  
12/19/21  
vs. Saint Peter's  
Koessler Athletic  
Center



**55**

Canisius - 46 Record: 2-7

NO. Name	Min	FG		3P		FT		Rebounds		Fouls		TP	AS	TO	ST	Blocks		+/-
		M-A	M-A	M-A	M-A	OR	DR	PF	FD	BS	BA							
5 Ella Vaatanen	F 25:21	3-7	2-5	0-0	1-1	2-2	2-0	8	2	2	2	0	2	2	0	1	0	-20
21 Kayla Jackson	F 18:30	3-7	0-0	0-0	5-3	8-8	2-0	6	0	2	1	0	2	2	1	0	2	-10
0 Shaunae Brown	G 28:41	0-6	0-0	0-0	1-1	1-1	1-0	0	1	6	1	0	1	6	1	0	2	-5
14 Dani Haskell	G 31:30	4-13	2-7	1-1	1-4	5-5	0-5	11	4	2	1	0	2	1	0	0	2	-5
23 Erika Joseph	G 35:15	4-11	2-6	0-0	1-1	1-1	1-0	10	3	1	1	1	0	2	1	0	2	-15
2 Lydia Gattozzi	18:57	1-6	0-3	0-0	1-1	1-1	3-0	2	1	1	1	1	1	1	0	0	-2	
24 Cheyenne Stubbs	17:45	2-3	1-2	2-2	0-0	0-0	0-2	7	1	1	2	0	0	0	0	0	-13	
33 Rhay Porter	17:13	1-1	0-0	0-0	3-3	6-6	3-1	2	1	1	3	0	1	0	0	0	-6	
12 Athina Lexa	06:48	0-0	0-0	0-0	0-0	0-0	0-0	0	0	0	0	0	0	0	0	0	-4	
<b>Team</b>																		
<b>Totals</b>		18-54	7-28	3-3	13-15	28-28	13-8	46	13	19	7	3	6	19	3	6	-19	

Shooting By Period  
1st FG% 3-11 27.3%  
3PT% 2-7 28.6%  
FT% 0-0 0%  
2nd FG% 6-12 50.0%  
3PT% 1-5 20.0%  
FT% 1-1 100%  
3rd FG% 7-13 53.8%  
3PT% 4-7 57.1%  
FT% 0-0 0%  
4th FG% 2-8 25.0%  
3PT% 0-9 0.0%  
FT% 2-2 100%  
GM FG% 18-54 33.3%  
3PT% 7-28 25.0%  
FT% 3-3 100.0%

Technical Fouls: NONE  
Dead Ball Rebounds: 2, 1

Saint Peter's - 65 Record: 4-6 (2-0)

NO. Name	Min	FG		3P		FT		Rebounds		Fouls		TP	AS	TO	ST	Blocks		+/-
		M-A	M-A	M-A	M-A	OR	DR	PF	FD	BS	BA							
15 Sky Castro	F 34:07	4-5	0-0	0-0	2-9	11-13	8-0	0	4	0	0	0	0	0	0	0	0	10
22 Kassondra Brown	C 25:33	4-9	0-0	1-2	1-9	10-10	2-1	9	5	4	2	0	2	0	2	12	12	
3 Nickelle O'Neil	G 25:14	0-4	0-1	0-0	0-1	1-3	2-2	0	2	4	0	0	1	2	0	0	-2	
23 Kendrea Williams	G 37:04	10-19	1-6	0-7	3-5	8-8	1-5	27	3	4	3	0	0	12	2	0	12	
24 Kourtney Crane	G 34:21	0-6	0-1	1-2	1-3	2-3	1-5	2	0	1	1	1	1	1	1	16		
20 Victoria Ikenasio	06:06	2-3	0-0	0-0	3-2	5-10	1-0	4	0	1	0	0	1	0	0	0	-2	
2 Tyara McQueen	21:53	2-4	1-3	0-0	2-2	4-4	5-0	0	2	1	0	0	0	0	0	0	-3	
5 Kaila Dawkins	13:59	4-8	0-1	0-0	4-2	6-10	1-0	8	1	0	0	1	1	1	0	0	-3	
10 Amaris Mills	01:43	1-1	1-1	0-0	0-0	0-0	2-3	0	0	0	0	0	0	0	0	0	5	
<b>Team</b>																		
<b>Totals</b>		27-59	3-13	6-11	14-34	48-48	17-14	65	16	21	6	2	6	10	6	2	6	10

Shooting By Period  
1st FG% 5-19 26.3%  
3PT% 1-5 20.0%  
FT% 2-2 100%  
2nd FG% 9-15 60.0%  
3PT% 1-3 33.3%  
FT% 2-3 66.7%  
3rd FG% 8-12 66.7%  
3PT% 1-3 33.3%  
FT% 3-4 75%  
4th FG% 5-13 38.5%  
3PT% 0-2 0.0%  
FT% 1-2 50%  
GM FG% 27-59 45.8%  
3PT% 3-13 23.1%  
FT% 8-11 72.7%

Technical Fouls: NONE  
Dead Ball Rebounds: 2, 0

University at Albany - 65 Record: 5-4

NO. Name	Min	FG		3P		FT		Rebounds		Fouls		TP	AS	TO	ST	Blocks		+/-
		M-A	M-A	M-A	M-A	OR	DR	PF	FD	BS	BA							
13 Lucia Decortes	F 27:02	5-6	0-0	1-2	5-2	7-10	2-2	11	1	3	3	3	0	0	0	0	0	26
21 Helene Haegerstrand	F 24:56	3-9	0-1	2-2	2-1	3-11	1-8	8	2	0	0	1	0	0	0	0	0	6
3 Lilly Phillips	G 20:31	1-6	0-3	2-2	0-0	0-0	2-4	0	0	0	1	0	0	0	0	0	0	-2
10 Elen Hahne	G 25:56	1-7	0-1	0-0	3-1	4-11	2-2	3	0	0	0	1	0	0	0	0	0	0
14 Grace Heeps	G 21:56	3-5	2-4	0-0	0-5	0-5	0-2	2	1	1	1	1	0	0	0	0	0	16
15 Morgan Haney	21:51	2-7	0-2	0-0	2-2	3-2	4-5	0	0	0	0	0	0	0	0	0	0	24
20 Kayla Cooper	20:09	7-11	0-0	1-2	1-4	5-13	15-0	2	0	0	0	0	0	0	0	0	0	14
12 Freja Werth	24:47	5-7	0-1	1-1	2-2	1-11	4-2	0	0	0	1	1	2	0	0	0	0	20
23 Koi Sims	05:15	1-2	0-0	0-2	0-0	0-0	1-1	1	1	1	1	0	0	0	0	0	0	-4
1 Fatima Lee	03:40	0-1	0-0	0-0	0-0	0-0	0-2	1	0	0	1	0	0	0	0	0	0	-1
22 Taniya Hanner	01:19	0-0	0-0	0-0	0-0	0-0	0-0	0	0	0	0	0	0	0	0	0	0	-2
24 Abby Ray	01:19	0-1	0-0	0-0	0-1	1-0	0-0	0	0	0	0	0	0	0	0	0	0	0
32 Abby Robinson	01:19	0-0	0-0	0-0	0-0	0-0	1-0	0	0	0	0	0	0	0	0	0	0	-2
<b>Team</b>																		
<b>Totals</b>		28-62	2-12	7-11	17-19	36-8-13	65	18	12	6	6	3	19	0	1	0	0	0

Shooting By Period  
1st FG% 3-15 20.0%  
3PT% 0-3 0.0%  
FT% 4-8 50%  
2nd FG% 9-15 60.0%  
3PT% 0-1 0.0%  
FT% 1-1 100%  
3rd FG% 10-17 58.8%  
3PT% 2-5 40.0%  
FT% 0-0 0%  
4th FG% 6-15 40.0%  
3PT% 0-3 0.0%  
FT% 2-2 100%  
GM FG% 28-62 45.2%  
3PT% 2-12 16.7%  
FT% 7-11 63.6%

Technical Fouls: NONE  
Dead Ball Rebounds: 2, 1

Canisius - 55 Record: 2-8 (0-1)

NO. Name	Min	FG		3P		FT		Rebounds		Fouls		TP	AS	TO	ST	Blocks		+/-
		M-A	M-A	M-A	M-A	OR	DR	PF	FD	BS	BA							
5 Ella Vaatanen	F 24:57	1-6	0-2	0-0	2-0	2-1	2-2	1	3	2	2	0	0	0	0	0	0	6
21 Kayla Jackson	F 18:18	2-5	0-0	1-1	3-2	5-11	5-0	0	0	3	1	1	5	0	0	0	0	-5
0 Shaunae Brown	G 32:19	4-10	2-3	3-4	1-6	7-12	13-4	4	0	0	0	0	0	0	0	0	0	-2
14 Dani Haskell	G 34:47	3-16	2-10	2-2	1-1	2-2	10-2	4	0	0	0	1	-12	2	4	0	0	-12
23 Erika Joseph	G 35:02	3-15	2-9	1-2	1-2	3-3	1-9	1	2	1	2	0	0	0	0	0	0	-2
2 Lydia Gattozzi	17:08	4-7	2-4	2-2	1-1	2-0	1-12	0	0	0	0	0	0	0	0	0	0	-13
33 Rhay Porter	19:37	2-2	0-0	0-1	0-4	4-3	3-4	0	0	0	0	0	0	0	0	0	0	-8
24 Cheyenne Stubbs	09:53	0-2	0-2	0-0	0-0	0-0	0-0	0	0	0	0	0	0	0	0	0	0	-11
12 Athina Lexa	07:59	0-0	0-0	0-0	0-0	0-0	0-0	0	0	0	0	0	0	0	0	0	0	-7
<b>Team</b>																		
<b>Totals</b>		19-63	8-29	9-12	11-19	30-14-17	55	9	16	8	6	2	-10	0	0	0	0	0

Shooting By Period  
1st FG% 5-12 41.7%  
3PT% 2-6 33.3%  
FT% 6-7 85.7%  
2nd FG% 6-18 33.3%  
3PT% 1-6 16.7%  
FT% 0-0 0%  
3rd FG% 3-17 17.6%  
3PT% 1-7 14.3%  
FT% 3-5 60%  
4th FG% 5-16 31.3%  
3PT% 4-10 40.0%  
FT% 0-0 0%  
GM FG% 19-63 30.2%  
3PT% 6-29 20.7%  
FT% 9-12 75.0%

Technical Fouls: NONE  
Dead Ball Rebounds: 2, 0

Biggest lead	3 (1st 5:01)	21 (4th 1:19)
Best Scoring Run	8 (3rd 0:37)	10 (4th 1:19)
Lead Changes	4	
Times Tied	6	
Time with Lead	05:06	30:08

Points from Turnovers	CAN 8	UALB 17
Paint	CAN 22	UALB 44
Second Chance	CAN 12	UALB 11
Fast Breaks	CAN 0	UALB 4
Bench	CAN 11	UALB 32

Period by Period Scoring	1st	2nd	3rd	4th	TOT
CAN	8	14	18	6	46
UALB	10	19	22	14	65

Biggest lead	17 (4th 5:14)	7 (1st 2:30)
Best Scoring Run	10 (2nd 3:47)	6 (1st 2:30)
Lead Changes	2	
Times Tied	6	
Time with Lead	25:57	10:15

Points from Turnovers	SPU 16	CAN 25
Paint	SPU 42	CAN 18
Second Chance	SPU 12	CAN 3
Fast Breaks	SPU 8	CAN 7
Bench	SPU 20	CAN 16

Period by Period Scoring	1st	2nd	3rd	4th	TOT
SPU	13	21	20	11	65
CAN	18	13	10	14	55



**85**

**GAME #11**  
12/21/21  
vs. Manhattan  
Koessler Athletic  
Center



**63**

**GAME #12**  
1/9/22  
vs. Niagara  
Koessler Athletic  
Center



**86**

Manhattan - 85 Record: 6-5 (1-1)

NO. Name	Min	FG		3P		FT		Rebounds		Fouls		TP	AS	TO	ST	Blocks		+/-
		M-A	M-A	M-A	M-A	OR	DR	PF	FD	BS	BA							
3 Brazil Harvey-Carr	F 30:37	7-12	1-4	4-4	0-4	4-2	2-2	19	2	1	4	0	0	0	0	0	0	15
20 Jade Blagrove	F 23:44	1-5	0-0	1-2	5-1	6-4	3-3	2	5	1	1							

# 2021-22 CANISIUS WOMEN'S BASKETBALL GAME NOTES

## 2021-22 BOX SCORES



**59**

**GAME #13**  
1/13/22  
vs. Rider  
Koessler Athletic  
Center

**51**



**73**

**GAME #14**  
1/15/22  
vs. Fairfield  
Koessler Athletic  
Center

**37**



Rider - 59

Record: 4-10 (2-3)

NO. Name	Min	FG	3P	FT	Rebounds		Fouls		TP	AS	TO	ST	Blocks		+/-
					OR	DR	PF	FD					BS	BA	
13 Raphaela Toussaint	F 23:39	1-5	0-1	2-4	0	5	5	1	4	0	1	1	0	0	-2
15 Anna Ekerstedt	F 26:54	1-2	0-0	1-2	2	2	4	2	1	3	1	1	0	0	18
20 Lenaeha Evans	G 38:44	7-17	0-1	3-6	4	5	9	1	4	17	2	3	0	0	3
24 Makayla Firebaugh	G 37:42	3-11	3-8	4-4	0	5	5	1	4	13	2	2	3	0	12
55 Jessika Schiffer	G 33:09	4-11	3-8	0-2	0	4	4	3	2	11	4	1	1	0	0
10 Molly Lynch	10:26	0-2	0-1	0-0	1	2	3	0	0	0	1	1	0	0	-1
44 Victoria Toomey	19:34	3-6	0-0	1-2	1	6	7	2	1	7	2	1	0	2	9
31 Emily Strunk	04:15	0-0	0-0	0-0	0	1	1	1	0	0	0	0	0	0	-1
14 Sofie Bruintjes	05:37	2-3	0-0	0-0	1	0	1	0	0	4	0	0	0	0	-8
<b>Team</b>					1	1	2			0	2				
<b>Totals</b>		21-57	6-19	11-20	10	31	41	11	16	59	13	12	4	4	7

Technical Fouls: NONE

Shooting By Period

1st FG%	5-13	38.5%
3PT%	1-2	50.0%
FT%	1-2	50%
2nd FG%	5-18	27.8%
3PT%	1-5	20.0%
FT%	0-0	0%
3rd FG%	9-16	56.3%
3PT%	3-6	50.0%
FT%	1-4	25%
4th FG%	2-10	20.0%
3PT%	1-6	16.7%
FT%	9-14	64.3%
GMFG%	21-57	36.8%
3PT%	6-19	31.6%
FT%	11-20	55.0%

Dead Ball Rebounds: 0, 0

Fairfield - 73

Record: 9-5 (6-0)

NO. Name	Min	FG	3P	FT	Rebounds		Fouls		TP	AS	TO	ST	Blocks		+/-
					OR	DR	PF	FD					BS	BA	
11 Lou Lopez-Senechal	F 17:37	7-12	1-3	5-5	0	2	2	3	5	20	0	2	2	0	22
23 Callie Cavanaugh	F 29:29	3-7	0-0	2-2	1	3	4	2	2	8	3	1	1	0	1
41 Andrea Hermangomez	F 30:32	10-13	0-1	0-0	3	9	12	0	0	20	1	0	0	1	30
22 Rachel Hakes	G 26:32	0-1	0-0	1-2	1	1	2	0	1	1	2	0	0	0	24
31 Sydney Lowery	G 27:06	2-6	1-2	1-2	1	1	2	1	1	6	5	1	3	1	0
30 Sam Lewis	10:49	0-5	0-4	2-2	0	3	3	0	1	2	1	0	0	0	-4
3 Janelle Brown	17:33	3-3	0-0	0-0	0	1	1	0	0	6	5	2	2	0	28
42 Mackenzie Martin	14:26	3-4	0-0	0-0	4	1	5	0	0	6	0	0	0	0	10
2 Mimi Rubino	10:00	1-1	0-0	0-0	0	1	1	1	1	2	2	0	0	0	7
55 Jocelyn Polansky	07:21	0-2	0-1	0-0	0	1	1	0	0	0	0	0	2	0	2
32 Jazmine Carter	01:43	0-0	0-0	0-0	0	0	0	0	0	0	0	0	0	0	0
33 Brooke Tatarian	03:02	0-0	0-0	0-0	0	0	0	0	1	0	0	1	0	0	-2
25 Mackenzie Daleba	02:31	0-0	0-0	0-0	0	0	0	0	1	0	0	0	0	0	-2
34 Dayna Tirado	01:19	1-1	0-0	0-0	0	0	0	0	0	2	0	0	0	0	-2
<b>Team</b>					0	2	2			0	1				
<b>Totals</b>		30-55	2-11	11-13	10	25	35	9	11	73	18	10	10	2	2

Technical Fouls: NONE

Shooting By Period

1st FG%	8-15	53.3%
3PT%	1-4	25.0%
FT%	0-0	0%
2nd FG%	6-16	37.5%
3PT%	0-3	0.0%
FT%	7-8	87.5%
3rd FG%	7-12	58.3%
3PT%	0-2	0.0%
FT%	4-5	80%
4th FG%	9-12	75.0%
3PT%	1-2	50.0%
FT%	0-0	0%
GMFG%	30-55	54.5%
3PT%	2-11	18.2%
FT%	11-13	84.6%

Dead Ball Rebounds: 2, 0

Canisius - 51

Record: 2-11 (0-4)

NO. Name	Min	FG	3P	FT	Rebounds		Fouls		TP	AS	TO	ST	Blocks		+/-
					OR	DR	PF	FD					BS	BA	
5 Ella Vaatanen	F 28:05	2-8	0-3	1-2	1	4	5	4	1	5	0	2	1	3	0
21 Kayla Jackson	F 18:41	3-6	0-0	1-2	4	4	8	3	1	7	0	1	1	0	0
0 Shaunae Brown	G 28:06	2-7	0-2	0-0	0	4	4	2	0	4	1	1	1	0	-13
14 Dani Haskell	G 33:44	3-14	2-8	2-2	0	1	1	1	3	10	3	2	0	2	-1
23 Erika Joseph	G 31:14	5-11	3-7	2-2	0	3	3	2	15	1	1	1	0	0	-11
24 Cheyenne Stubbs	20:09	1-5	0-1	0-0	0	0	0	0	2	0	1	2	1	0	2
33 Rhay Porter	18:05	2-5	0-0	2-4	7	8	15	1	3	6	1	1	1	2	0
2 Lydia Gattozzi	15:09	1-4	0-2	0-0	0	2	2	1	1	2	1	2	0	0	1
12 Athina Lexa	06:47	0-1	0-1	0-0	0	0	1	0	0	0	2	0	0	0	1
<b>Team</b>					2	3	5			0	1				
<b>Totals</b>		19-61	5-24	8-12	14	29	43	16	11	51	7	14	6	7	4

Technical Fouls: NONE

Shooting By Period

1st FG%	4-17	23.5%
3PT%	0-6	0.0%
FT%	1-2	50%
2nd FG%	6-12	50.0%
3PT%	2-3	66.7%
FT%	0-2	0%
3rd FG%	4-16	25.0%
3PT%	2-7	28.6%
FT%	4-4	100%
4th FG%	5-16	31.3%
3PT%	1-8	12.5%
FT%	3-4	75%
GMFG%	19-61	31.1%
3PT%	5-24	20.8%
FT%	8-12	66.7%

Dead Ball Rebounds: 1, 0

	RID	CAN
Biggest lead	13 (4 <sup>th</sup> 9:03)	5 (2 <sup>nd</sup> 4:44)
Best Scoring Run	9 (3 <sup>rd</sup> 8:41)	11 (4 <sup>th</sup> 1:32)
Lead Changes	2	
Times Tied	4	
Time with Lead	31:05	05:12

Points from	RID	CAN	Period by Period Scoring			
			1st	2nd	3rd	4th
Turnovers	15	6				
Paint	26	26				
Second Chance	6	13				
Fast Breaks	22	5				
Bench	11	10				

Canisius - 37

Record: 2-12 (0-9)

NO. Name	Min	FG	3P	FT	Rebounds		Fouls		TP	AS	TO	ST	Blocks		+/-
					OR	DR	PF	FD					BS	BA	
5 Ella Vaatanen	F 21:38	0-6	0-0	0-0	1	2	3	1	1	0	2	1	0	1	-12
21 Kayla Jackson	F 26:31	3-5	0-0	2-4	1	3	4	0	4	8	2	3	2	0	-22
0 Shaunae Brown	G 21:58	2-6	2-3	0-0	0	1	1	0	0	6	0	5	0	0	-25
14 Dani Haskell	G 30:36	4-13	2-8	0-0	0	3	4	0	0	10	0	2	0	1	-17
23 Erika Joseph	G 29:10	3-10	0-5	0-0	2	0	2	2	1	6	1	1	0	0	-31
2 Lydia Gattozzi	18:22	1-3	0-1	0-0	1	0	1	1	1	2	2	1	0	0	-24
12 Athina Lexa	18:31	2-4	1-1	0-0	0	2	2	1	0	5	2	2	1	0	-20
24 Cheyenne Stubbs	19:45	0-1	0-0	0-2	2	2	2	1	0	0	3	0	0	0	-15
33 Rhay Porter	13:29	0-2	0-0	0-2	0	2	2	0	1	0	1	0	0	0	-14
<b>Team</b>					7	0	7			0	0				
<b>Totals</b>		15-51	5-19	2-6	12	15	27	11	9	37	10	18	3	2	2

Technical Fouls: NONE

Shooting By Period

1st FG%	2-11	18.2%
3PT%	0-2	0.0%
FT%	1-2	50%
2nd FG%	3-12	25.0%
3PT%	2-5	40.0%
FT%	0-0	0%
3rd FG%	5-11	45.5%
3PT%	2-5	40.0%
FT%	0-2	0%
4th FG%	5-17	29.4%
3PT%	1-7	14.3%
FT%	1-2	50%
GMFG%	15-51	29.4%
3PT%	5-19	26.3%
FT%	2-6	33.3%

Dead Ball Rebounds: 3, 0



**55**

**GAME #15**  
1/20/22  
at Saint Peter's  
Run Baby Run Arena

**74**



**48**

**GAME #16**  
1/22/22  
at Monmouth  
OceanFirst Bank  
Center

**60**



Canisius - 55

Record: 2-13 (0-6)

NO. Name	Min	FG	3P	FT	Rebounds		Fouls		TP	AS	TO	ST	Blocks		+/-
					OR	DR	PF	FD					BS		

# 2021-22 CANISIUS WOMEN'S BASKETBALL GAME NOTES

## 2021-22 BOX SCORES



**44**

**GAME #17**  
1/24/22  
at Marist  
McCann Arena



**57**



**62**

**GAME #18**  
1/27/22  
vs. Quinnipiac  
Koessler Athletic  
Center



**53**

CANISIUS - 44		Record: 2-15 (0-8)											
NO.	Name	Min	FG	3P	FT	Rebounds	Fouls	TP	AS	TO	ST	Blocks	+/-
			M-A	M-A	M-A	OR DR TOT	PF FD					BS BA	
21	Kayla Jackson	F 14:48	0-0	0-0	0-2	2 5 7	1 3 0	0	0	2	0	0 0	-2
0	Shaunae Brown	G 29:20	4-12	4-10	0-0	0 4 4	2 0 12	1	2	2	1	0 0	-16
12	Athina Lexa	G 27:35	3-8	0-2	2-4	0 1 1	3 2 8	1	0	1	0	0 1	-15
14	Dani Haskell	G 22:36	4-7	2-3	0-0	2 4 6	2 5 10	2	3	0	0	0 0	-12
23	Erika Joseph	G 33:19	1-7	0-5	0-0	0 2 2	3 0 3	2	3	3	1	0 0	-5
5	Ella Vaatanen	24:23	1-5	1-4	0-0	1 0 1	1 0 3	1	0	0	0	0 0	-6
24	Cheyenne Stubbs	14:28	1-5	1-2	0-0	0 2 2	4 0 3	0	1	0	0	0 1	4
33	Rhay Porter	15:16	0-2	0-0	0-0	1 4 5	3 0 0	1	0	1	0	2 0	-16
2	Lydia Gattozzi	18:15	2-4	1-2	1-1	1 2 3	1 1 6	0	2	0	0	0 0	3
Team						2 0 2							
Totals			16-50	9-28	3-7	9 24 33	20 11 44	9	16	4	3	2	-13

Technical Fouls: NONE  
Dead Ball Rebounds: 1, 0

QUINNIPIAC - 53		Record: 11-7 (6-3)											
NO.	Name	Min	FG	3P	FT	Rebounds	Fouls	TP	AS	TO	ST	Blocks	+/-
			M-A	M-A	M-A	OR DR TOT	PF FD					BS BA	
30	Mikala Morris	F 27:49	5-13	0-0	0-0	6 1 7	3 3 3	10	3	3	0	2 4	24
12	Rose Caverly	G 32:24	1-7	0-2	0-0	1 4 5	0 1 2	5	2	1	0	0 1	6
22	Mackenzie DeWees	G 38:10	8-17	0-1	1-2	4 6 10	4 1 17	5	1	2	0	1 12	
23	Sajada Bonner	G 14:24	1-2	1-2	0-0	0 0 0	1 0 3	0	3	1	0	0 0	
24	Amani Free	G 39:36	4-10	2-6	4-8	2 6 8	2 7 14	2	2	2	1	2 2	9
21	Jackie Grisdale	19:34	3-8	2-5	0-0	1 1 2	1 0 0	8	0	2	0	0 1	5
11	Cat Almeida	02:49	0-2	0-0	0-0	0 0 0	0 0 0	0	0	0	0	0 0	-4
44	Mackenzie Helms	14:17	3-3	0-0	0-0	0 3 3	1 0 0	6	1	2	0	0 0	-1
4	Grace LaBarge	09:46	1-3	0-1	0-2	0 0 0	1 2 2	0	0	1	1	1 0	-11
3	Halee Smith	01:11	0-0	0-0	0-0	0 0 0	0 0 0	0	0	0	0	0 0	-3
Team						3 2 5							
Totals			26-65	5-17	5-12	17 23 40	13 14 62	16	17	6	5	9	9

Technical Fouls: NONE  
Dead Ball Rebounds: 5, 1

MARIST - 57		Record: 6-10 (4-4)											
NO.	Name	Min	FG	3P	FT	Rebounds	Fouls	TP	AS	TO	ST	Blocks	+/-
			M-A	M-A	M-A	OR DR TOT	PF FD					BS BA	
20	Zaria Shazer	F 33:03	6-10	0-0	2-6	3 6 9	2 5 14	1	1	1	1	1 1	13
32	Samantha Bailey	F 20:36	4-13	0-3	0-0	1 3 4	1 2 8	1	1	0	0	2 11	
5	Trinasia Kennedy	G 33:21	6-9	3-4	0-0	0 1 1	2 2 15	4	1	1	0	0 0	14
22	Anabel Ellison	G 29:08	2-2	2-2	2-6	2 3 5	2 5 8	3	3	1	0	0 0	6
33	Kendall Krick	G 35:40	1-5	0-2	3-4	0 7 7	2 2 5	3	2	1	1	0 0	5
13	Juliana Bonilla	17:22	1-6	0-3	1-2	0 2 0	2 0 3	3	0	0	2	0 0	6
25	Catie Cunningham	17:14	2-4	0-0	0 1 1	3 0 0	4 2 0	2	0	0	0	0 0	7
30	Siobhan Boylan	08:23	0-5	0-2	0-0	1 1 2	1 1 0	0	1	0	0	0 0	7
14	Erin Fox	04:55	0-1	0-0	0-0	0 1 1	1 0 0	0	0	0	0	0 0	-4
42	McKenna Rife	00:18	0-0	0-0	0-0	0 0 0	0 0 0	0	0	0	0	0 0	0
Team						2 5 7							
Totals			22-55	5-16	8-18	13 28 41	11 20 57	15	10	8	2	3	13

Technical Fouls: NONE  
Dead Ball Rebounds: 6, 0

CANISIUS - 53		Record: 2-16 (0-9)											
NO.	Name	Min	FG	3P	FT	Rebounds	Fouls	TP	AS	TO	ST	Blocks	+/-
			M-A	M-A	M-A	OR DR TOT	PF FD					BS BA	
5	Ella Vaatanen	F 22:54	2-8	2-4	0-0	0 5 5	2 0 0	6	0	2	1	4 0	-1
0	Shaunae Brown	G 24:59	0-3	0-1	0-0	0 0 0	0 1 0	0	1	1	0	0 0	-14
12	Athina Lexa	G 24:58	4-12	2-6	0-0	0 2 2	1 1 10	1	6	0	0	2 7	
14	Dani Haskell	G 30:11	3-6	2-3	0-0	1 2 3	2 6 16	3	2	1	0	0 0	-5
23	Erika Joseph	G 35:28	2-6	1-1	1-2	0 4 4	3 1 0	6	2	3	0	0 0	-13
2	Lydia Gattozzi	12:59	0-1	0-0	0-0	0 1 1	1 0 0	0	2	0	0	0 0	-15
24	Cheyenne Stubbs	29:22	4-8	1-2	0-0	1 6 7	2 1 9	3	1	8	0	0 0	5
33	Rhay Porter	19:09	3-5	0-0	0-0	1 2 3	3 3 6	0	4	0	5	0 0	-9
Team						3 2 5							
Totals			18-49	8-17	9-12	6 24 30	16 13 53	10	23	10	9	5	-9

Technical Fouls: NONE  
Dead Ball Rebounds: 4, 0

CAN		MAR		Points from		CAN		MAR						
Biggest lead	0 (1 <sup>st</sup> 10:00)	16 (4 <sup>th</sup> 1:26)	Turnovers	7	17	Paint	6	30						
Best Scoring Run	6 (2 <sup>nd</sup> 8:33)	9 (1 <sup>st</sup> 1:29)	Second Chance	0	9	Fast Breaks	5	6						
Lead Changes	0	0	Bench	12	7	Period by Period Scoring								
Times Tied	0	0	1st		2nd		3rd		4th		TOT			
Time with Lead	00:00	39:46	CAN	5	19	14	6	44	MAR	16	11	16	14	57

CAN		ION		Points from		CAN		ION						
Biggest lead	13 (3 <sup>rd</sup> 5:29)	1 (2 <sup>nd</sup> 8:27)	Turnovers	21	15	Paint	30	12						
Best Scoring Run	9 (3 <sup>rd</sup> 8:36)	7 (2 <sup>nd</sup> 8:27)	Second Chance	8	0	Fast Breaks	9	12						
Lead Changes	4	2	Bench	16	15	Period by Period Scoring								
Times Tied	2	0	1st		2nd		3rd		4th		TOT			
Time with Lead	37:07	01:11	CAN	16	19	15	14	16	62	CAN	15	16	15	53



**78**

**GAME #19**  
1/29/22  
vs. Siena  
Koessler Athletic  
Center



**81**



**55**

**GAME #20**  
2/3/22  
at Iona  
Hynes Athletics  
Center



**66**

SIENA - 78		Record: 5-12 (5-4)											
NO.	Name	Min	FG	3P	FT	Rebounds	Fouls	TP	AS	TO	ST	Blocks	+/-
			M-A	M-A	M-A	OR DR TOT	PF FD					BS BA	
33	Anajah Brown	F 06:38	0-0	0-0	0-0	0 0 0	1 0 0	0	1	0	0	0 0	2
3	Rayshel Brown	G 34:04	12-14	0-0	0-0	3 4 7	2 1 24	0	2	2	0	0 0	-2
5	Deanna Winston	G 28:21	0-2	0-0	0-0	0 1 1	5 1 0	4	3	0	0	0 0	-3
14	Anja Knoflach	G 16:11	1-2	1-2	0-0	0 3 3	2 0 3	1	1	0	0	0 0	-1
20	Margo Peterson	G 26:29	4-10	2-6	2-2	0 2 4	2 12 0	1	2	2	2	1 0	-6
0	Selena Philoxy	27:15	6-10	0-0	8-11	0 4 4	1 7 20	1	1	1	1	0 0	-10
12	Imani Harris	28:31	4-8	0-0	0-0	0 2 2	5 1 8	5	4	4	0	0 0	3
4	Valencia Fontenelle-Posson	21:04	2-3	0-0	6-8	1 4 5	1 4 10	0	1	2	0	0 0	2
13	Cheyenne Talbot	11:20	0-0	0-0	1-2	0 1 1	0 1 1	1	2	0	0	0 0	-1
24	Haley Blasetti	00:07	0-0	0-0	0-0	0 0 0	0 0 0	0	0	0	0	0 0	-1
Team						0 2 2							
Totals			29-49	3-8	17-23	6 21 27	21 17 78	12	16	9	5	1	-3

Technical Fouls: Harris 3<sup>rd</sup> 3:30  
Dead Ball Rebounds: 2, 0

CANISIUS - 55		Record: 3-17 (1-10)											
NO.	Name	Min	FG	3P	FT	Rebounds	Fouls	TP	AS	TO	ST	Blocks	+/-
			M-A	M-A	M-A	OR DR TOT	PF FD					BS BA	
5	Ella Vaatanen	F 26:12	3-5	3-4	0-0	1 1 2	3 0 0	9	0	2	2	1 0	-3
0	Shaunae Brown	G 26:53	2-7	2-4	0-0	0 3 3	0 0 0	6	1	2	0	0 0	-15
12	Athina Lexa	G 29:46	5-8	2-4	2-2	0 4 4	0 2 14	3	2	2	0	0 0	-6
14	Dani Haskell	G 32:01	5-12	1-4	0-0	2 4 6	5 3 11	6	2	1	0	2 14	
23	Erika Joseph	G 33:53	2-11	2-8	0-0	0 1 1	1 0 0	6	3	2	0	0 1	-8
33	Rhay Porter	14:37	0-0	0-0	0-0	0 3 3	3 0 0	0	1	3	2	0 0	-12
2	Lydia Gattozzi	19:44	3-4	0-0	1-1	0 2 2	1 1 7	0	4	1	0	0 0	7
24	Cheyenne Stubbs	16:54	1-4	0-1	0-0	1 2 3	2 2 2	2	1	3	1	0 0	-4
Team						1 2 3				</			

# 2021-22 CANISIUS WOMEN'S BASKETBALL GAME NOTES

## 2021-22 BOX SCORES



**54**

**GAME #21**  
2/5/22  
at Fairfield  
Webster Bank Arena



**63**



**55**

**GAME #22**  
2/7/22  
at Quinnipiac  
People's United  
Center



**76**

Canisius - 54 Record: 3-18 (1-11)

NO.	Name	Min	FG		3P		FT		Rebounds		Fouls		TP	AS	TO	ST	Blocks		+/-
			M-A	M-A	M-A	M-A	OR	DR	PF	FD	BS	BA							
5	Ella Vaatanen	F 18:46	2-4	2-4	0-0	1-2	4-4	2-2	6	0	2	0	0	0	1	0	0	-5	
0	Shaunae Brown	G 41:20	6-10	2-5	1-2	0	3	3	2	2	15	0	2	0	0	0	-9		
12	Athina Lexa	G 28:56	4-11	0-3	0-0	2	1	3	1	1	8	1	3	1	0	1	-2		
14	Dani Haskell	G 36:26	1-9	1-8	2-2	0	2	2	1	2	5	3	3	1	0	1	-14		
23	Erika Joseph	G 40:13	2-7	1-3	0-0	0	1	1	3	0	5	1	1	0	1	1	-10		
33	Rhay Porter	G 26:54	3-4	0-0	0-0	2	7	9	3	0	6	0	5	0	0	0	-6		
2	Lydia Gattozzi	15:24	3-3	0-0	0-1	0	3	3	0	1	6	0	1	1	0	0	-5		
24	Cheyenne Stubbs	17:01	1-3	1-1	0-0	1	3	4	2	1	3	1	4	0	0	0	6		
Team									0		0		0		1				
Totals			22-51	7-24	3-5	6	28	34	16	9	54	6	22	3	2	3	-9		

Technical Fouls: NONE

Shooting By Period

1st FG%	6-17	35.3%
3PT%	4-10	40.0%
FT%	0-0	0%
2nd FG%	3-8	37.5%
3PT%	0-1	0.0%
FT%	0-1	0%
3rd FG%	4-6	66.7%
3PT%	0-1	0.0%
FT%	3-4	75%
4th FG%	8-12	66.7%
3PT%	3-6	50.0%
FT%	0-0	0%
OT FG%	1-8	12.5%
3PT%	0-6	0.0%
FT%	0-0	0%
GM FG%	22-51	43.1%
3PT%	7-24	29.2%
FT%	3-5	60.0%

Dead Ball Rebounds: 2, 7

Canisius - 55 Record: 3-19 (1-12)

NO.	Name	Min	FG		3P		FT		Rebounds		Fouls		TP	AS	TO	ST	Blocks		+/-
			M-A	M-A	M-A	M-A	OR	DR	PF	FD	BS	BA							
5	Ella Vaatanen	F 16:53	0-4	0-3	1-2	0	2	2	0	2	1	0	1	0	1	0	0		
0	Shaunae Brown	G 33:54	5-13	2-7	2-2	3	1	4	1	2	14	3	0	2	0	0	-9		
12	Athina Lexa	G 26:03	1-7	0-4	0-0	1	3	4	2	1	2	1	4	0	0	0	-8		
14	Dani Haskell	G 30:10	4-10	2-4	2-2	2	4	6	4	12	2	2	2	0	1	-21			
23	Erika Joseph	G 28:08	1-6	1-3	0-0	2	2	4	3	1	3	0	2	0	0	-23			
33	Rhay Porter	13:26	3-3	0-0	0-0	3	1	4	1	1	6	0	1	0	2	0	-22		
2	Lydia Gattozzi	17:47	1-6	1-2	3-6	1	1	2	3	6	0	1	0	1	0	-11			
24	Cheyenne Stubbs	23:58	3-9	1-7	2-4	0	3	3	0	9	0	0	2	0	0	-12			
21	Kayla Jackson	09:41	0-0	0-0	2-4	2	1	3	2	2	0	0	0	1	0	1			
Team									2		2		0		2				
Totals			18-58	7-30	12-20	16	20	36	14	18	55	6	13	6	4	3	-21		

Technical Fouls: NONE

Shooting By Period

1st FG%	4-15	26.7%
3PT%	0-5	0.0%
FT%	0-0	0%
2nd FG%	3-13	23.1%
3PT%	0-6	0.0%
FT%	1-2	50%
3rd FG%	6-16	37.5%
3PT%	3-8	37.5%
FT%	3-4	75%
4th FG%	5-14	35.7%
3PT%	4-11	36.4%
FT%	8-14	57.1%
GM FG%	18-58	31.0%
3PT%	7-30	23.3%
FT%	12-20	60.0%

Dead Ball Rebounds: 4, 0

Fairfield - 63 Record: 15-6 (12-1)

NO.	Name	Min	FG		3P		FT		Rebounds		Fouls		TP	AS	TO	ST	Blocks		+/-
			M-A	M-A	M-A	M-A	OR	DR	PF	FD	BS	BA							
23	Callie Cavanaugh	F 40:42	6-17	0-1	2-4	2	3	5	4	3	14	1	2	2	1	0	7		
41	Andrea Hernandez	F 32:11	5-14	0-0	0-0	4	6	0	1	10	1	2	3	1	0	-5			
22	Rachel Hakes	G 45:00	3-8	2-4	0-0	3	6	9	0	3	8	7	2	0	0	2	9		
30	Sam Lewis	G 38:41	5-17	4-14	0-0	2	2	0	0	14	1	0	1	1	0	0			
31	Sydney Lowery	G 42:59	3-7	2-4	2-4	2	6	8	3	3	10	3	1	1	0	0	14		
42	Mackenzie Martin	06:41	0-2	0-0	0-0	1	0	1	0	0	0	0	0	0	0	0	5		
3	Janelle Brown	18:45	0-2	0-1	7-10	1	1	0	1	2	6	7	1	3	3	0	0		
25	Mackenzie Daleba	00:01	0-0	0-0	0-0	0	0	0	0	0	0	0	0	0	0	0	0		
Team									0		0		0		0				
Totals			22-67	8-25	11-18	11	21	32	9	16	63	14	10	10	3	2	9		

Technical Fouls: NONE

Shooting By Period

1st FG%	4-17	23.5%
3PT%	1-5	20.0%
FT%	0-0	0%
2nd FG%	4-13	30.8%
3PT%	2-4	50.0%
FT%	1-2	50%
3rd FG%	7-16	43.8%
3PT%	2-4	50.0%
FT%	2-4	50%
4th FG%	4-14	28.6%
3PT%	2-9	22.2%
FT%	4-6	66.7%
GM FG%	22-67	32.8%
3PT%	8-25	32.0%
FT%	11-18	61.1%

Dead Ball Rebounds: 2, 6, 2

Quinnipiac - 76 Record: 14-8 (9-4)

NO.	Name	Min	FG		3P		FT		Rebounds		Fouls		TP	AS	TO	ST	Blocks		+/-
			M-A	M-A	M-A	M-A	OR	DR	PF	FD	BS	BA							
30	Mikala Morris	F 28:40	12-16	0-0	0-0	6	4	10	2	1	24	2	3	0	2	1	16		
12	Rose Caverly	G 23:02	1-4	0-2	0-0	0	2	2	2	1	2	4	2	2	0	1	13		
22	Mackenzie DeWees	G 23:50	6-11	0-0	7-9	4	3	7	2	5	19	3	0	0	0	0	16		
23	Sajada Bonner	G 27:30	3-9	1-5	2-2	2	2	2	1	4	9	2	0	1	0	0	21		
24	Amani Free	G 25:36	3-7	1-2	2-2	2	4	4	1	9	1	0	1	0	1	0	16		
4	Grace LaBarge	16:57	2-4	1-3	1-2	0	5	0	0	6	0	0	0	0	1	0	10		
21	Jackie Grisdale	20:27	1-5	0-3	0-0	2	2	4	2	0	2	0	0	0	0	0	8		
44	Mackenzie Helms	15:35	0-3	0-2	0-0	0	5	1	0	0	0	0	1	1	0	0	7		
15	Cur'Tiera Hayward	06:18	1-3	0-0	0-0	0	0	0	0	0	2	0	0	0	0	2	5		
3	Haley Smith	02:30	0-0	0-0	0-0	0	0	0	0	2	0	0	0	0	0	0	0		
11	Cat Almeida	04:23	0-1	0-0	0-0	0	0	0	0	1	0	0	0	0	0	0	-1		
14	Jillian Casey	02:36	0-0	0-0	0-0	0	0	0	0	0	0	1	1	0	0	0	-3		
32	Reiven Douglas	02:36	1-1	1-1	0-0	0	1	1	1	0	3	0	1	0	0	0	-3		
Team									1		2		0		0				
Totals			30-64	4-18	12-14	15	28	43	18	14	76	13	9	5	3	4	21		

Technical Fouls: NONE

Shooting By Period

1st FG%	7-15	46.7%
3PT%	2-6	33.3%
FT%	2-2	100%
2nd FG%	7-21	33.3%
3PT%	0-7	0.0%
FT%	2-2	100%
3rd FG%	4-13	30.8%
3PT%	0-2	0.0%
FT%	7-8	87.5%
4th FG%	12-15	80.0%
3PT%	2-3	66.7%
FT%	1-2	50%
GM FG%	30-64	46.9%
3PT%	4-18	22.2%
FT%	12-14	85.7%

Dead Ball Rebounds: 1, 0

	CAN		QUI		Points from Turnovers	CAN	QUI	Period by Period Scoring			
	1st	2nd	3rd	4th				OT	TOT		
Biggest lead	7 (1st 0:24)	9 (1st 0:06)	11 (1st 2:32)	11 (1st 2:34)	2	16	11	18	22	54	
Best Scoring Run	8 (1st 0:24)	12 (3rd 8:01)	16	11	19	14	11	63			
Lead Changes	8	5	9	11	18	14	63				
Times Tied	5	2	13	7	11	7	63				
Time with Lead	18:47	22:23	15	7							

	CAN		QUI		Points from Turnovers	CAN	QUI	Period by Period Scoring			
	1st	2nd	3rd	4th				TOT			
Biggest lead	1 (1st 6:50)	26 (4th 7:27)	18	44	14	16	18	22	55		
Best Scoring Run	7 (3rd 2:32)	11 (1st 2:34)	2	16	11	18	22	55			
Lead Changes	2	1	6	8	13	13	76				
Times Tied	1	2	8	13	18	15	27	76			
Time with Lead	00:26	39:24	23	13							



**62**

**GAME #23**  
2/10/22  
vs. Monmouth  
Koessler Athletic  
Center



**52**



**61**

**GAME #24**  
2/12/22  
vs. Marist  
Koessler Athletic  
Center



**65**

Monmouth - 62 Record: 13-8 (8-4)

NO.	Name	Min	FG	
-----	------	-----	----	--

# 2021-22 CANISIUS WOMEN'S BASKETBALL GAME NOTES

## 2021-22 BOX SCORES



**62**

**GAME #25**  
2/17/22  
at Manhattan  
Draddy Gymnasium



**86**



**57**

**GAME #26**  
2/19/22  
at Rider  
Alumni Gym



**71**

Canisius - 62 Record: 4-21 (2-14)

NO. Name	Min	FG M-A	3P M-A	FT M-A	Rebounds OR DR TOT	Fouls PF FD	TP	AS	TO	ST	Blocks BS BA	+/-
5 Ella Vaatanen	F 11:56	0-1	0-0	0-0	1 2 2	2 1 0	0	3	0	0	0 0	-18
0 Shaunae Brown	G 32:21	4-14	2-10	0-0	1 1 2	1 0 10	4	3	2	0	0 0	-17
12 Athina Lexa	G 31:37	4-14	3-7	3-4	2 3 5	1 2 14	0	4	0	0	0 3	-12
14 Dani Haskell	G 31:02	7-16	5-11	2-2	2 1 3	1 2 21	5	2	2	0	0 0	-15
23 Erika Joseph	G 31:24	4-11	2-4	0-1	0 2 2	2 2 10	2	0	0	0	0 0	-16
21 Kayla Jackson	18:26	1-3	0-0	0-2	2 4 6	4 2 2	0	1	0	0	0 0	-5
24 Cheyenne Stubbs	21:12	2-4	1-2	0-0	0 2 2	1 0 5	0	2	1	0	0 0	-18
2 Lydia Gattozzi	10:26	0-3	0-1	0-0	0 0 0	1 0 0	0	1	1	0	0 0	-14
33 Rhay Porter	11:36	0-0	0-0	0-0	0 2 2	4 0 0	0	0	0	1	2 0	-5
<b>Team</b>					3 1 4	0 0 0	0	0	0	0	0 0	
<b>Totals</b>		22-66	13-36	5-9	11 17 28	17 9 9	62	11	16	7	2 4	-24

Technical Fouls: NONE

Canisius - 57 Record: 4-22 (2-15)

NO. Name	Min	FG M-A	3P M-A	FT M-A	Rebounds OR DR TOT	Fouls PF FD	TP	AS	TO	ST	Blocks BS BA	+/-
21 Kayla Jackson	F 12:46	1-2	0-0	0-0	1 2 3	1 1 2	0	0	0	0	0 0	-3
0 Shaunae Brown	G 24:03	2-4	0-1	0-0	0 1 1	0 0 4	1	1	0	0	0 0	1
12 Athina Lexa	G 35:42	7-17	2-6	1-2	2 2 4	2 1 17	0	3	2	0	0 0	-11
14 Dani Haskell	G 27:31	0-5	0-4	0-0	1 6 7	0 1 0	0	2	1	0	0 0	-21
23 Erika Joseph	G 33:35	3-8	2-7	0-0	0 3 3	1 1 8	1	2	1	0	0 0	-15
33 Rhay Porter	14:18	0-0	0-0	0-0	1 1 2	1 0 0	0	0	1	0	2 0	-1
2 Lydia Gattozzi	08:47	1-2	1-1	0-0	1 0 1	0 0 3	0	0	1	0	0 0	-4
24 Cheyenne Stubbs	28:02	6-9	3-3	1-2	4 6 1	5 16	3	5	1	0	1 1	-7
5 Ella Vaatanen	15:16	2-5	1-2	2-2	0 0 0	0 1 7	0	0	0	1	1 1	-9
<b>Team</b>					2 2 4	0 0 0	0	2	0	0	0 0	
<b>Totals</b>		22-52	9-26	4-7	10 20 30	6 10 57	7	16	4	3	3	-14

Technical Fouls: NONE

Manhattan - 86 Record: 16-9 (11-5)

NO. Name	Min	FG M-A	3P M-A	FT M-A	Rebounds OR DR TOT	Fouls PF FD	TP	AS	TO	ST	Blocks BS BA	+/-
3 Brazil Harvey-Carr	F 31:00	7-11	1-3	3-4	1 2 3	2 3 18	1	5	3	0	0 0	21
20 Jade Blagrove	F 29:56	3-4	0-1	6-6	2 6 8	2 4 12	2	0	1	1	0 0	16
33 Jenna Jordan	F 23:03	2-2	0-0	0-0	1 3 4	2 1 4	2	1	0	1	0 0	5
22 Courtney Warley	C 34:15	7-10	0-0	5-5	0 8 8	0 6 19	4	3	1	0	1 0	14
1 Dee Dee Davis	G 31:13	7-18	1-6	1-1	0 3 3	0 1 16	3	4	2	0	0 0	12
11 Emily LaPointe	11:36	1-3	0-0	0-0	2 2 4	0 0 2	1	0	0	1	0 0	10
25 Petra Juric	12:01	3-6	0-0	1-2	2 4 6	1 1 7	0	1	0	0	0 0	19
15 Sydney Watkins	09:30	0-0	0-0	0-0	0 0 0	0 0 0	0	0	0	0	0 0	6
10 Sini Makela	04:32	0-0	0-0	0-0	0 2 2	0 0 0	0	1	0	0	0 0	5
5 Bella Nascimento	06:38	3-3	0-0	2-2	0 1 1	2 1 8	1	0	0	0	0 0	7
24 Becca Wilson	04:05	0-3	0-0	0-0	1 1 2	0 0 0	0	0	0	0	1 1	5
21 Christina Katsamouri	01:36	0-0	0-0	0-0	0 0 0	0 0 0	0	0	0	0	0 0	1
13 Helena Galunic	00:35	0-0	0-0	0-0	0 0 0	0 0 0	0	0	0	0	0 0	-1
<b>Team</b>					1 3 4	0 0 0	0	0	0	0	0 0	
<b>Totals</b>		33-60	2-10	18-20	10 35 45	9 17 86	15	14	7	4	2 2	24

Technical Fouls: NONE

Rider - 71 Record: 8-16 (6-8)

NO. Name	Min	FG M-A	3P M-A	FT M-A	Rebounds OR DR TOT	Fouls PF FD	TP	AS	TO	ST	Blocks BS BA	+/-
13 Raphaela Toussaint	F 36:17	7-9	1-1	3-3	2 5 7	2 3 18	2	0	1	0	0 0	14
15 Anna Ekerstedt	F 29:23	5-5	0-0	0-0	2 5 7	1 1 10	1	1	2	2	0 0	16
20 Lenaajha Evans	G 32:17	3-11	0-1	4-4	1 3 4	1 2 10	1	0	4	3	4 0	2 7
24 Makayla Firebaugh	G 37:13	6-16	2-11	0-0	0 3 3	0 0 14	2	3	1	0	0 0	11
55 Jessica Schiffer	C 31:57	3-8	2-6	0-0	1 1 2	0 0 8	2	0	2	0	0 0	17
3 Amanda Moblely	18:33	4-6	1-1	0-0	0 1 1	3 0 9	3	0	0	0	0 0	7
44 Victoria Toomey	14:20	1-1	0-0	0-0	0 1 1	3 0 2	1	2	0	0	0 0	-2
<b>Team</b>					0 3 3	0 0 0	0	0	0	0	0 0	
<b>Totals</b>		29-56	6-20	7-7	6 22 28	10 6 71	15	9	10	3	3	14

Technical Fouls: NONE

	CAN	MAN
Biggest lead	3 (1 <sup>st</sup> 9:15)	27 (4 <sup>th</sup> 0:34)
Best Scoring Run	7 (3 <sup>rd</sup> 8:28)	11 (2 <sup>nd</sup> 7:38)
Lead Changes	1	
Times Tied	0	
Time with Lead	01:15	38:00

Points from Turnovers	CAN	MAN
Points from Turnovers	15	19
Second Chance	6	15
Fast Breaks	6	5
Bench	7	17

Period by Period Scoring	1st	2nd	3rd	4th	TOT
Period by Period Scoring	10	15	21	16	62
MAN	22	22	19	23	86

	CAN	RID
Biggest lead	2 (1 <sup>st</sup> 9:30)	17 (4 <sup>th</sup> 0:14)
Best Scoring Run	6 (2 <sup>nd</sup> 1:15)	7 (1 <sup>st</sup> 4:17)
Lead Changes	3	
Times Tied	1	
Time with Lead	00:55	36:12

Points from Turnovers	CAN	RID
Points from Turnovers	17	20
Second Chance	12	9
Fast Breaks	1	6
Bench	26	11

Period by Period Scoring	1st	2nd	3rd	4th	TOT
Period by Period Scoring	14	13	16	14	57
RID	20	17	18	16	71



**54**

**GAME #27**  
2/24/22  
at Siena  
UHY Center



**56**



**78**

**GAME #28**  
2/26/22  
at Niagara  
Gallagher Center



**81**

Canisius - 54 Record: 4-23 (2-16)

NO. Name	Min	FG M-A	3P M-A	FT M-A	Rebounds OR DR TOT	Fouls PF FD	TP	AS	TO	ST	Blocks BS BA	+/-
5 Ella Vaatanen	F 20:00	2-6	1-3	0-2	3 2 5	0 2 5	0	0	0	2	1 1	-5
21 Kayla Jackson	F 14:03	2-4	0-0	1-1	1 1 2	2 1 5	0	1	3	0	0 0	4
0 Shaunae Brown	G 15:51	1-2	1-1	0-0	0 1 1	0 0 0	0	0	0	0	0 0	-9
14 Dani Haskell	G 34:28	4-13	2-7	4-4	1 2 3	2 3 14	2	1	1	0	0 0	-10
23 Erika Joseph	G 37:28	5-9	0-2	0-0	0 3 3	0 2 10	3	3	0	0	0 0	-10
12 Athina Lexa	28:05	3-5	1-1	1-1	1 6 7	3 1 8	3	5	0	0	0 0	2
33 Rhay Porter	12:57	0-0	0-0	0-0	1 2 3	3 2 0	0	0	1	0	0 0	-3
24 Cheyenne Stubbs	28:56	2-9	1-5	0-0	0 5 5	1 2 5	4	0	2	0	0 0	10
2 Lydia Gattozzi	07:59	2-5	0-1	0-0	2 0 2	1 0 4	0	1	0	0	0 0	1
<b>Team</b>					2 2 4	0 0 0	0	0	0	0	0 0	
<b>Totals</b>		21-53	6-20	6-8	11 24 35	12 13 54	11	16	3	3	2	-2

Technical Fouls: NONE

Canisius - 78 Record: 4-24 (2-17)

NO. Name	Min	FG M-A	3P M-A	FT M-A	Rebounds OR DR TOT	Fouls PF FD	TP	AS	TO	ST	Blocks BS BA	+/-
21 Kayla Jackson	F 19:18	1-3	0-0	0-2	2 12 14	5 3 2	3	1	0	0	0 1	1
0 Shaunae Brown	G 31:14	5-7	3-4	0-0	1 1 2	2 1 13	5	3	0	0	0 0	4
12 Athina Lexa	G 35:25	8-14	4-8	4-4	0 3 3	1 2 23	1	6	0	0	0 0	-1
14 Dani Haskell	G 28:59	7-16	2-9	4-4	0 2 2	3 5 20	2	6	1	0	1 0	-10
23 Erika Joseph	G 33:57	3-7	2-5	2-2	2 0 2	2 2 10	4	4	5	0	0 0	-10
33 Rhay Porter	13:44	1-3	0-0	0-0	4 4 8	5 1 2	1	0	0	2	0 0	-2
5 Ella Vaatanen	11:23	0-1	0-0	1-2	1 0 1	0 1 1	0	0	0	0	0 0	-3
24 Cheyenne Stubbs	18:41	2-8	1-4	0-0	0 5 5	2 1 5	1	5	1	2	2 0	6
2 Lydia Gattozzi	07:19	1-2	0-1	0-0	0 1 1	0 0 2	0	0	0	0	0 0	-5
<b>Team</b>					0 2 2	0 0 0	0	2	0	0	0 0	
<b>Totals</b>		28-61	12-31	10-14	10 30 40	20 16 78	17	25	3	3	2	-4

Technical Fouls: NONE

Siena - 56 Record: 8-17 (8-9)

NO. Name	Min	FG M-A	3P M-A	FT M-A	Rebounds OR DR TOT	Fouls PF FD	TP	AS	TO	ST	Blocks BS BA	+/-
0 Selena Phioxy	F 17:54	3-7	0-0	2-2	1 3 4	3 1 8	0	3	0	0	0 0	-3
1 Ahniysha Jackson	G 32:07	7-11	7-8	0-0	3 0 3	3 0 21	0	0	0	0	0 0	2
3 Rayshel Brown	G 40:00	6-15	0-0	0-0								

# 2021-22 CANISIUS WOMEN'S BASKETBALL GAME NOTES

## 2021-22 BOX SCORES



**GAME #29**  
3/5/22  
vs. Iona  
Koessler Athletic  
Center



**GAME #30**  
3/8/22  
vs. Monmouth  
Jim Whelan  
Boardwalk Hall



Iona - 62 Record: 10-15 (8-12)

NO.	Name	Min	FG		3P		FT		Rebounds			Fouls		TP	AS	TO	ST	Blocks		+/-		
			M-A	M-A	M-A	M-A	OR	DR	TOT	PF	FD	BS	BA									
30	Ketsia Athias	F 29:12	2-5	0-0	2-4	3-9	12-0	5-6	2-3	0-0	2-0	1-6										
2	Olivia Vezaldenos	G 14:54	0-7	0-7	0-0	0-0	0-0	0-0	0-0	0-0	0-0	-8										
5	Shyan Mwai	G 34:22	4-12	0-3	2-2	2-1	3-3	2-10	0-0	1-0	0-0	-6										
22	Juana Camilion	G 39:58	12:26	2-11	4-4	1-6	7-4	5-30	1-2	1-0	0-0	-9										
34	Marina Cenis	G 15:38	0-1	0-0	0-0	0-0	0-0	0-0	0-0	0-0	0-0	-4										
10	Thoranna Hodge-Carr	24:08	2-4	1-1	1-1	4-2	6-4	3-6	1-1	0-0	0-0	-4										
32	Judith Gomez	23:07	2-4	0-2	0-0	0-1	1-3	3-4	1-1	0-1	0-0	-3										
12	Izzy Lipinski	18:19	2-6	0-0	2-4	2-2	4-3	3-6	0-2	0-0	0-0	5										
35	Jessica Rogers	00:10	0-0	0-0	0-0	0-0	0-0	0-0	0-0	0-0	0-0	0										
1	Jazz Berni	00:10	0-0	0-0	0-0	0-0	0-0	0-0	0-0	0-0	0-0	0										
13	Lucia Becerra Perez	00:02	0-0	0-0	0-0	0-0	0-0	1-0	0-0	0-0	0-0	0										
Team					2-0		2-0		0-0			0-0										
<b>Totals</b>			24-65	3-24	11-15	14-21	35-18	21-18	62-5	9-2	3-0	-9										

Technical Fouls: NONE

Dead Ball Rebounds: 3, 0

Shooting By Period	
1st FG%	5-15 33.3%
3PT%	1-7 14.3%
FT%	0-0 0%
2nd FG%	5-16 31.3%
3PT%	1-8 12.5%
FT%	1-4 25%
3rd FG%	8-19 42.1%
3PT%	1-4 25.0%
FT%	3-3 100%
4th FG%	6-15 40.0%
3PT%	0-5 0.0%
FT%	7-8 87.5%
GM FG%	24-65 36.9%
3PT%	3-24 12.5%
FT%	11-15 73.3%

Canisius - 71 Record: 5-24 (3-17)

NO.	Name	Min	FG		3P		FT		Rebounds			Fouls		TP	AS	TO	ST	Blocks		+/-		
			M-A	M-A	M-A	M-A	OR	DR	TOT	PF	FD	BS	BA									
5	Ella Vaatanen	F 18:48	0-1	0-1	0-0	0-2	2-5	0-0	0-2	1-0	0-0	0										
21	Kayla Jackson	F 20:42	2-4	0-0	2-2	4-8	12-3	2-6	1-3	1-0	0-1	9										
0	Shaunae Brown	G 33:14	4-6	3-5	3-4	1-1	2-1	4-14	3-0	0-0	0-0	12										
14	Dani Haskell	G 33:17	6-15	3-7	6-6	0-3	3-1	7-21	3-4	2-0	1-12											
23	Erika Joseph	G 36:08	2-10	1-4	1-2	2-3	5-2	2-6	2-1	0-0	1-6											
12	Athina Lexa	21:30	4-7	1-2	2-2	1-1	2-4	1-11	0-2	1-0	0-0	-3										
33	Rhay Porter	10:58	1-1	0-0	0-0	1-3	4-4	0-2	0-0	0-0	0-0	2										
24	Cheyenne Stubbs	17:21	3-7	0-1	3-3	1-3	4-1	1-9	1-3	0-0	0-0	-3										
2	Lydia Gattozzi	08:02	0-2	0-0	2-2	0-2	2-0	1-2	0-0	0-0	0-0	10										
Team					2-2		4-0		0-0			0-1										
<b>Totals</b>			22-53	8-20	19-21	12-28	40-21	18-71	10-16	5-0	3-9	9										

Technical Fouls: NONE

Dead Ball Rebounds: 0, 0

Shooting By Period	
1st FG%	7-10 70.0%
3PT%	3-4 75.0%
FT%	5-5 100%
2nd FG%	3-12 25.0%
3PT%	2-6 33.3%
FT%	2-2 100%
3rd FG%	4-18 22.2%
3PT%	1-5 20.0%
FT%	0-0 0%
4th FG%	8-13 61.5%
3PT%	2-5 40.0%
FT%	12-14 85.7%
GM FG%	22-53 41.5%
3PT%	8-20 40.0%
FT%	19-21 90.5%

	Iona	Can			
<b>Biggest lead</b>	5 (3rd 1:53)	12 (2nd 7:15)			
<b>Best Scoring Run</b>	10 (3rd 1:53)	7 (1st 7:12)			
<b>Lead Changes</b>	6				
<b>Times Tied</b>	3				
<b>Time with Lead</b>	05:53	31:04			
<b>Points from</b>	Iona	Can			
<b>Turnovers</b>	14	9			
<b>Paint</b>	34	22			
<b>Second Chance</b>	11	11			
<b>Fast Breaks</b>	4	5			
<b>Bench</b>	16	24			
<b>Period by Period Scoring</b>	Iona	Can			
	1st	2nd	3rd	4th	TOT
Iona	11	12	20	19	62
Can	22	10	9	30	71



# 2021-22 CANISIUS WOMEN'S BASKETBALL GAME NOTES

## 2021-22 OVERALL STATISTICS

### Game Records

Record	Overall	Home	Away	Neutral
ALL GAMES	5-24	5-9	0-15	0-0
CONFERENCE	3-17	3-7	0-10	0-0
NON-CONFERENCE	2-7	2-2	0-5	0-0

### Score by Periods

Team	1st	2nd	3rd	4th	OT	TOT
Canisius	377	388	441	452	15	1673
Opponents	445	454	539	537	25	2000

### Team Box Score

No.	Player				Total		3-Point		F-Throw		Rebounds											
		GP-GS	MIN	AVG	FG-FGA	FG%	3FG-3FGA	3FG%	FT-FTA	FT%	OFF	DEF	TOT	AVG	PF	DQ	A	TO	BLK	STL	PTS	AVG
14	HASKELL, Dani	29-29	906:50	31.3	132-363	.364	62-205	.302	82-94	.872	24	90	114	3.9	55	1	82	89	2	39	408	14.1
23	JOSEPH, Erika	28-28	952:44	34.0	84-259	.324	44-132	.333	25-41	.610	27	55	82	2.9	56	1	40	50	4	14	237	8.5
12	LEXA, Athina	27-12	603:19	22.3	86-199	.432	27-84	.321	26-37	.703	15	59	74	2.7	50	0	27	75	3	18	225	8.3
0	BROWN, Shaunae	29-29	848:52	29.3	84-238	.353	42-120	.350	18-31	.581	14	52	66	2.3	36	0	65	65	1	17	228	7.9
24	STUBBS, Cheyenne	29-1	557:24	19.2	52-144	.361	28-74	.378	21-26	.808	15	52	67	2.3	28	0	28	44	3	34	153	5.3
2	GATTOZZI, Lydia	29-1	496:41	17.1	51-137	.372	11-42	.262	37-52	.712	21	38	59	2.0	32	0	15	46	3	8	150	5.2
21	JACKSON, Kayla	24-20	435:51	18.2	41-92	.446	0-2	.000	27-58	.466	54	101	155	6.5	55	1	12	37	8	22	109	4.5
5	VAATANEN, Ella	29-25	580:55	20.0	35-127	.276	20-70	.286	8-20	.400	28	52	80	2.8	60	2	12	43	31	16	98	3.4
33	PORTER, Rhay	28-0	450:49	16.1	28-56	.500	0-1	.000	9-29	.310	49	94	143	5.1	75	2	11	39	40	16	65	2.3
13	KARATASIOU, Xanthippi	2-0	18:01	9.0	0-0	.000	0-0	.000	0-0	.000	0	1	1	0.5	4	0	0	2	0	1	0	0.0
Team											61	57	118					34				
<b>Total</b>		<b>29</b>	<b>5851</b>		<b>593-1615</b>	<b>.367</b>	<b>234-730</b>	<b>.321</b>	<b>253-388</b>	<b>.652</b>	<b>308</b>	<b>651</b>	<b>959</b>	<b>33.1</b>	<b>451</b>	<b>7</b>	<b>292</b>	<b>524</b>	<b>95</b>	<b>185</b>	<b>1673</b>	<b>57.7</b>
<b>Opponents</b>		<b>29</b>	<b>5850</b>		<b>768-1758</b>	<b>.437</b>	<b>141-485</b>	<b>.291</b>	<b>323-472</b>	<b>.684</b>	<b>383</b>	<b>750</b>	<b>1133</b>	<b>39.1</b>	<b>437</b>	<b>6</b>	<b>396</b>	<b>409</b>	<b>97</b>	<b>227</b>	<b>2000</b>	<b>69.0</b>

### Team Statistics

	CANIS	OPP
<b>Scoring</b>	<b>1673</b>	<b>2000</b>
Points per game	57.7	69.0
Scoring margin	-11.3	-
<b>Field goals-att</b>	<b>593-1615</b>	<b>768-1758</b>
Field goal pct	.367	.437
<b>3 point fg-att</b>	<b>234-730</b>	<b>141-485</b>
3-point FG pct	.321	.291
3-pt FG made per game	8.1	4.9
<b>Free throws-att</b>	<b>253-388</b>	<b>323-472</b>
Free throw pct	.652	.684
F-Throws made per game	8.7	11.1
<b>Rebounds</b>	<b>959</b>	<b>1133</b>
Rebounds per game	33.1	39.1
Rebounding margin	-6.0	-
<b>Assists</b>	<b>292</b>	<b>396</b>
Assists per game	10.1	13.7
<b>Turnovers</b>	<b>524</b>	<b>409</b>
Turnovers per game	18.1	14.1
Turnover margin	-4.0	-
Assist/turnover ratio	0.6	1.0
<b>Steals</b>	<b>185</b>	<b>227</b>
Steals per game	6.4	7.8
<b>Blocks</b>	<b>95</b>	<b>97</b>
Blocks per game	3.3	3.3
<b>Winning streak</b>	<b>1</b>	<b>-</b>
Home win streak	2	-
<b>Attendance</b>	<b>5443</b>	<b>8229</b>
Home games-Avg/Game	14-389	15-549
Neutral site-Avg/Game	-	0-0

### Team Results

Date	Opponent	Score	Att.
11/09/2021	at Buffalo	L 42-102	1189
11/13/2021	at Binghamton	L 56-73	1000
11/17/2021	at St. Bonaventure	L 59-67	350
11/20/2021	Colgate	W 61-58	746
11/23/2021	Detroit Mercy	W 64-55	542
11/27/2021	Robert Morris	L 43-57	569
12/01/2021	at Duquesne	L 60-69	503
12/08/2021	Youngstown St.	L 66-69	541
12/15/2021	at Albany (NY)	L 46-65	835
12/19/2021	Saint Peter's	L 55-65	408
12/21/2021	Manhattan	L 63-85	404
01/09/2022	Niagara	Lot 86-87	337
01/13/2022	Rider	L 51-59	504
01/15/2022	Fairfield	L 37-73	505
01/20/2022	at Saint Peter's	L 55-74	250
01/22/2022	at Monmouth	L 48-60	342
01/24/2022	at Marist	L 44-57	1228
01/27/2022	Quinnipiac	L 53-62	0
01/29/2022	Siena	W 81-78	0
02/03/2022	at Iona	L 55-66	237
02/05/2022	at Fairfield	Lot 54-63	613
02/07/2022	at Quinnipiac	L 55-76	113
02/10/2022	Monmouth	L 52-62	422
02/12/2022	Marist	W 65-61	465
02/17/2022	at Manhattan	L 62-86	0
02/19/2022	at Rider	L 57-71	623
02/24/2022	at Siena	L 54-56	414
02/26/2022	at Niagara	L 78-82	532
03/05/2022	Iona	W 71-62	0



# 2021-22 CANISIUS WOMEN'S BASKETBALL GAME NOTES

## 2021-22 MAAC STATISTICS

### Game Records

Record	Overall	Home	Away	Neutral
ALL GAMES	3-17	3-7	0-10	0-0
CONFERENCE	3-17	3-7	0-10	0-0
NON-CONFERENCE	0-0	0-0	0-0	0-0

### Score by Periods

Team	1st	2nd	3rd	4th	OT	TOT
Canisius	271	272	295	323	15	1176
Opponents	310	308	381	361	25	1385

### Team Box Score

No.	Player				Total		3-Point		F-Throw		Rebounds											
		GP-GS	MIN	AVG	FG-FGA	FG%	3FG-3FGA	3FG%	FT-FTA	FT%	OFF	DEF	TOT	AVG	PF	DQ	A	TO	BLK	STL	PTS	AVG
14	HASKELL, Dani	20-20	623:47	31.2	87-240	.363	46-138	.333	54-62	.871	17	57	74	3.7	40	1	58	56	2	26	274	13.7
12	LEXA, Athina	20-12	508:36	25.4	81-186	.435	26-77	.338	24-35	.686	15	53	68	3.4	39	0	23	57	2	14	212	10.6
0	BROWN, Shaunae	20-20	581:35	29.1	61-155	.394	33-83	.398	12-19	.632	9	38	47	2.4	23	0	42	36	1	12	167	8.4
23	JOSEPH, Erika	19-19	627:18	33.0	48-168	.286	25-86	.291	17-24	.708	13	34	47	2.5	40	1	30	37	4	7	138	7.3
24	STUBBS, Cheyenne	20-1	436:05	21.8	41-118	.347	20-58	.345	13-18	.722	10	45	55	2.8	26	0	24	34	3	29	115	5.8
2	GATTOZZI, Lydia	20-1	299:34	15.0	31-71	.437	6-19	.316	25-35	.714	14	23	37	1.9	17	0	8	32	0	5	93	4.7
21	JACKSON, Kayla	15-11	261:27	17.4	23-52	.442	0-0	.000	11-24	.458	33	57	90	6.0	33	1	8	18	5	13	57	3.8
5	VAATANEN, Ella	20-16	395:28	19.8	24-90	.267	15-48	.313	7-14	.500	20	36	56	2.8	40	1	5	29	25	11	70	3.5
33	PORTER, Rhay	20-0	319:16	16.0	22-42	.524	0-1	.000	6-21	.286	36	66	102	5.1	54	2	9	29	30	10	50	2.5
Team											39	34	73				23					
<b>Total</b>		<b>20</b>	<b>4053</b>		<b>418-1122</b>	<b>.373</b>	<b>171-510</b>	<b>.335</b>	<b>169-252</b>	<b>.671</b>	<b>206</b>	<b>443</b>	<b>649</b>	<b>32.5</b>	<b>312</b>	<b>6</b>	<b>207</b>	<b>351</b>	<b>72</b>	<b>127</b>	<b>1176</b>	<b>58.8</b>
<b>Opponents</b>		<b>20</b>	<b>4050</b>		<b>534-1210</b>	<b>.441</b>	<b>91-324</b>	<b>.281</b>	<b>226-338</b>	<b>.669</b>	<b>263</b>	<b>521</b>	<b>784</b>	<b>39.2</b>	<b>281</b>	<b>2</b>	<b>277</b>	<b>277</b>	<b>63</b>	<b>160</b>	<b>1385</b>	<b>69.3</b>

### Team Statistics

	CANIS	OPP
<b>Scoring</b>	<b>1176</b>	<b>1385</b>
Points per game	58.8	69.3
Scoring margin	-10.5	-
<b>Field goals-att</b>	<b>418-1122</b>	<b>534-1210</b>
Field goal pct	.373	.441
<b>3 point fg-att</b>	<b>171-510</b>	<b>91-324</b>
3-point FG pct	.335	.281
3-pt FG made per game	8.6	4.6
<b>Free throws-att</b>	<b>169-252</b>	<b>226-338</b>
Free throw pct	.671	.669
F-Throws made per game	8.5	11.3
<b>Rebounds</b>	<b>649</b>	<b>784</b>
Rebounds per game	32.5	39.2
Rebounding margin	-6.8	-
<b>Assists</b>	<b>207</b>	<b>277</b>
Assists per game	10.4	13.9
<b>Turnovers</b>	<b>351</b>	<b>277</b>
Turnovers per game	17.6	13.9
Turnover margin	-3.7	-
Assist/turnover ratio	0.6	1.0
<b>Steals</b>	<b>127</b>	<b>160</b>
Steals per game	6.4	8.0
<b>Blocks</b>	<b>72</b>	<b>63</b>
Blocks per game	3.6	3.2
<b>Winning streak</b>	<b>1</b>	<b>-</b>
Home win streak	2	-
<b>Attendance</b>	<b>3045</b>	<b>4352</b>
Home games-Avg/Game	10-305	10-435
Neutral site-Avg/Game	-	0-0

### Team Results

Date	Opponent		Score	Att.
12/19/2021	Saint Peter's	L	55-65	408
12/21/2021	Manhattan	L	63-85	404
01/09/2022	Niagara	Lot	86-87	337
01/13/2022	Rider	L	51-59	504
01/15/2022	Fairfield	L	37-73	505
01/20/2022	at Saint Peter's	L	55-74	250
01/22/2022	at Monmouth	L	48-60	342
01/24/2022	at Marist	L	44-57	1228
01/27/2022	Quinnipiac	L	53-62	0
01/29/2022	Siena	W	81-78	0
02/03/2022	at Iona	L	55-66	237
02/05/2022	at Fairfield	Lot	54-63	613
02/07/2022	at Quinnipiac	L	55-76	113
02/10/2022	Monmouth	L	52-62	422
02/12/2022	Marist	W	65-61	465
02/17/2022	at Manhattan	L	62-86	0
02/19/2022	at Rider	L	57-71	623
02/24/2022	at Siena	L	54-56	414
02/26/2022	at Niagara	L	78-82	532
03/05/2022	Iona	W	71-62	0

