



WOMEN'S BASKETBALL GAME NOTES

Koessler Athletic Center ▶ 2001 Main Street ▶ Buffalo, N.Y. 14208 ▶ Phone: (716) 888-8266
gogriffs.com ▶ @GriffsWBB ▶ @MAACSports ▶ #Griffs ▶ #MAACHoops

GAELS

10-14
OVERALL

8-11
MAAC

—/—
RANKS (AP/USA TODAY)



AT



GOLDEN GRIFFINS

4-24
OVERALL

2-17
MAAC

—/—
RANKS (AP/USA TODAY)

Billi Chambers
HEAD COACH, 9TH SEASON

114-144 (.442)
RECORD AT IONA, 9TH SEASON

Sahar Nusseibeh
HEAD COACH, 1ST SEASON

4-24 (.143)
RECORD AT CANISIUS, 1ST SEASON

2021-22 SCHEDULE

DATE	OPPONENT	TV	TIME/RESULT
NOVEMBER (2-4)			
11/9	at Buffalo	ESPN3	L, 42-102
11/13	at Binghamton	ESPN3	L, 56-73
11/17	at St. Bonaventure	ESPN+	L, 59-67
11/20	COLGATE	ESPN3	W, 61-58
11/23	DETROIT MERCY	ESPN3	W, 64-55
11/27	ROBERT MORRIS	ESPN3	L, 43-57
DECEMBER (0-5)			
12/1	at Duquesne	ESPN+	L, 60-69
12/8	YOUNGSTOWN STATE	ESPN3	L, 66-69
12/15	at UAlbany	ESPN+	L, 46-65
12/19	SAINT PETER'S*	ESPN3	L, 55-65
12/21	MANHATTAN*	ESPN3	L, 63-85
JANUARY (1-7)			
1/9	NIAGARA*	ESPN3	L, 86-87 (OT)
1/13	RIDER*	ESPN3	L, 51-59
1/15	FAIRFIELD*	ESPN3	L, 37-73
1/20	at Saint Peter's*	ESPN+	L, 55-74
1/22	at Monmouth*	ESPN+	L, 48-60
1/24	at Marist*	ESPN3	L, 44-57
1/27	QUINNIPIAC*	ESPN3	L, 53-62
1/29	SIENA*	ESPN3	W, 81-78
FEBRUARY (1-8)			
2/3	at Iona*	ESPN+	L, 55-66
2/5	at Fairfield*	ESPN+	L, 54-63 (OT)
2/7	at Quinnipiac*	ESPN+	L, 55-76
2/10	MONMOUTH*	ESPN3	L, 52-62
2/12	MARIST*	ESPN3	W, 65-61
2/17	at Manhattan*	ESPN+	L, 62-86
2/19	at Rider*	ESPN3	L, 57-72
2/24	at Siena*	ESPN+	L, 54-56
2/26	at Niagara*	ESPN3	L, 78-82
MARCH			
3/5	IONA*	ESPN3	TODAY
2022 MAAC BASKETBALL CHAMPIONSHIP			
<i>Jim Whelan Boardwalk Hall (Atlantic City, N.J.)</i>			
3/8	First Round	ESPN+	1:30 p.m.
3/10	Quarterfinals	ESPN+	12 p.m.
3/11	Semifinals	ESPN+	1:30 p.m.
3/12	Championship Game	ESPNNews	11 a.m.
Home games in Bold and CAPS			
<i>All times Eastern, subject to change</i>			

* - Metro Atlantic Athletic Conference (MAAC) Game

GAME NO.

29

IONA AT CANISIUS

Date: Saturday, March 5, 2022

Location: Buffalo, N.Y.

Venue: Koessler Athletic Center (2,196)



Play-by-Play: Jay Moran

Analyst: Richard Walsh

OPENING TIP

The Canisius women's basketball team returns home from a four-game road trip to close out the regular season against Iona on Senior Day this afternoon.

Graduate student **ELLA VÄÄTÄNEN** and seniors **ERIKA JOSEPH** and **KAYLA JACKSON** will be honored prior to the contest.

LAST TIME OUT

ANGEL PARKER and **AALIYAH PARKER** scored 22 and 21 points, respectively, as Niagara outlasted Canisius last Saturday, 82-78, at the Gallagher Center in Lewiston, N.Y.

Freshman **ATHINA LEXA** scored a game-high 23 points and **DANI HASKELL** chipped in 20 for the Golden Griffins. **SHAUNAE BROWN** added 13 points and **ERIKA JOSEPH** had 10.

Along with the Parker sisters' point totals, **ALLY HAAR** and **KYRA GRIMSHAW** netted 12 points each for the Purple Eagles.

The contest was a back-and-forth affair that featured five ties and 13 leads changes – eight of which came in the first half.

SERIES HISTORY

This afternoon marks the 65th all-time meeting between the Gaels and Golden Griffins. It is the first time Canisius is hosting Iona at the Koessler Athletic Center since Feb. 6, 2020.

Iona leads the series, 37-27, and has won 19 of the last 23 contests.

UP NEXT

Canisius will travel to Atlantic City, N.J., for the 2022 MAAC Women's Basketball Championship, held at Jim Whelan Boardwalk Hall. The tournament opens Tuesday with First Round action.

The Griffs will be the No. 11 seed in the tournament and will face the No. 6 seed Tuesday at 1:30 p.m. Game action of the entire tournament will be broadcast on ESPN+.



Overall vs. Iona: Iona leads, 37-27
at Canisius: Iona leads, 16-12
at Iona: Iona leads, 20-13
at Neutral Sites: Canisius leads, 2-1
First Meeting: 12/5/81 at Iona — W, 54-42
Last Meeting: 2/3/22 at Iona — L, 55-66
Last Victory: 2/4/19 at Canisius — W, 67-47

SCOUTING REPORT



55.4	POINTS PER GAME >>	57.2
.412	<< FIELD GOAL PCT.	.366
.278	3-POINT FG PCT. >>	.318
.618	FREE THROW PCT. >>	.638
31.5	REBOUNDS PER GAME >>	32.8
13.6	<< ASSISTS PER GAME	10.1
2.7	BLOCKS PER GAME >>	3.4
7.8	<< STEALS PER GAME	6.4
58.0	<< SCORING DEFENSE	69.2
.397	<< FIELD GOAL DEFENSE	.439
.335	3-POINT FG DEFENSE >>	.299
-3.7	<< REBOUND MARGIN	-6.4
0.7	<< AST/TO RATIO	0.6

COMMUNICATIONS

MARSHALL HAIM

Athletic Communications Graduate Assistant

Email: haimm@canisius.edu

Phone: (716) 465-4945 (mobile)

LAST GAME'S STARTING FIVE

0 BROWN JR • GUARD	12 LEXA FR • GUARD	14 HASKELL SO • GUARD	21 JACKSON SR • FORWARD	23 JOSEPH SR • GUARD
MPG 29.1	MPG 22.4	MPG 31.2	MPG 18.1	MPG 33.9
PPG 7.6	PPG 8.2	PPG 13.8	PPG 4.5	PPG 8.6
FG% 34.5%	FG% 42.7%	FG% 36.2%	FG% 44.3%	FG% 32.9%
RPG 2.3	RPG 2.8	RPG 4.0	RPG 6.2	RPG 2.9
APG 2.2	APG 1.0	APG 2.8	SPG 0.9	APG 1.4

2021-22 CANISIUS WOMEN'S BASKETBALL ROSTER AND TV CHART

NUMERICAL ROSTER

NO.	NAME	POS	HT	YEAR	HOMETOWN / PREVIOUS SCHOOL(S)	PRONUNCIATION
0	Shaunae Brown	G	5'5"	Jr.	Toronto, Ontario / J. Addison	Shaw-NAY
2	Lydia Gattozzi	G	5'10"	Fr.	Chardon, Ohio / Beaumont	Guh-TOE-zee
5	Ella Väättänen	F	6'1"	Gr.	Helsinki, Finland / Mäkelänrinne / LIU	VAH-ta-nihnn
10	Giana Hernandez-Boulden	G	6'1"	So.	Hamilton, N.J. / Trenton Catholic Academy / Rhode Island	Boll-din
11	Hannah Dolan	G	5'10"	Fr.	Williamsville, N.Y. / Williamsville South / Northfield Mt. Hermon (Mass.)	DOH-lin
12	Athina Lexa	G	5'9"	Fr.	Thessaloniki, Greece / Hellenic College of Thessaloniki	Uh-theen-uh LEHK-suh
13	Xanthippi Karatasiou	G	5'9"	Fr.	Katerini, Greece / High School of Kontariotissa	Zan-thip-EE Care-uh-tas-you
14	Dani Haskell	G	5'6"	So.	Franklinville, N.Y. / Franklinville	Hass-KULL
15	Èlia Páez	G	5'9"	Fr.	Sabadell, Spain / Escola Pia Sabadell	EH-lee-uh PIES
20	Jane McCauley	G	5'9"	Jr.	New Rochelle, N.Y. / The Ursuline School / Vermont	muh-KAHL-lee
21	Kayla Jackson	F	5'11"	Sr.	Rochester, N.Y. / Aquinas Institute / UMBC	
23	Erika Joseph	G	5'8"	Sr.	Toronto, Ontario / J. Addison	
24	Cheyenne Stubbs	G	5'5"	Fr.	Bradenton, Fla. / Braden River	SHY-ann
33	Rhay Porter	F	6'1"	Fr.	Scotia, N.Y. / Wilbraham and Monson Academy (Mass.)	Ray

COACHING & SUPPORT STAFF

HEAD COACH: Sahar Nusseibeh (American '09), 1st season
(Suh-HAR new-SAY-bey)








ASSISTANT COACH: Jared Zeidman (Quinnipiac '08), 1st season
(ZIGHD-mihn - rhymes with sighed)

ASSISTANT COACH: Krista Beechy (Grove City '10), 1st season
(BEACH-ee)








ACADEMIC & OPERATIONS COACH: Ben Lober
(Michigan State '20), 2nd Season








ATHLETIC TRAINER: Taylor Kenney
(SUNY Cortland '19), 2nd season at Canisius, 1st with program

GLOBAL OUTLOOK

	New York	5		Finland	1		Ohio	1
	Greece	2		Florida	1		Spain	1
	Ontario	2		New Jersey	1			

TELEVISION CHART

						
0 SHAUNAE BROWN Jr. • G • 5'5" Toronto, Ontario	2 LYDIA GATTOZZI Fr. • G • 5'10" Chardon, Ohio	5 ELLA VÄÄTTÄNEN Gr. • F • 6'1" Helsinki, Finland	10 GIANA HERNANDEZ-BOULDEN So. • G • 6'1" Hamilton, N.J.	11 HANNAH DOLAN Fr. • G • 5'10" Williamsville, N.Y.	12 ATHINA LEXA Fr. • G • 5'9" Thessaloniki, Greece	13 XANTHIPPI KARATASIOU Fr. • G • 5'9" Katerini, Greece

						
14 DANI HASKELL So. • G • 5'6" Franklinville, N.Y.	15 ÈLIA PÁEZ Fr. • G • 5'9" Sabadell, Spain	20 JANE MCCAULEY Jr. • G • 5'9" New Rochelle, N.Y.	21 KAYLA JACKSON Sr. • F • 5'11" Rochester, N.Y.	23 ERIKA JOSEPH Sr. • G • 5'8" Toronto, Ontario	24 CHEYENNE STUBBS Fr. • G • 5'5" Bradenton, Fla.	33 RHAY PORTER Fr. • F • 6'1" Scotia, N.Y.

				
SAHAR NUSSSEIBEH Head Coach • 1st Season American '09	JARED ZEIDMAN Assistant Coach • 1st Season Quinnipiac '08	KRISTA BEECHY Assistant Coach • 1st Season Grove City '10	BEN LOBER Academic & Ops Coach • 2nd Season Michigan State '20	TAYLOR KENNEY Athletic Trainer • 1st Season SUNY Cortland '19



2021-22 CANISIUS WOMEN'S BASKETBALL GAME NOTES

GRIFFS TRENDS

NUSSEIBEH

CATEGORY	2021-22	ERA
Overall	4-24	4-24
MAAC	2-17	2-17
Non-Conference	2-7	2-7
vs. Power 5	0-0	0-0
vs. Non-Power 5	2-7	2-7
Home	4-9	4-9
Away	0-15	0-15
Neutral	0-0	0-0
Day Games (before 5 p.m.)	3-10	3-10
Night Games (5 p.m. or later)	1-14	1-14
November	2-4	2-4
December	0-5	0-5
January	1-7	1-7
February	1-8	1-8
March	0-0	0-0
Leading at Halftime	3-6	3-6
Trailing at Halftime	1-17	1-17
Tied at Halftime	0-1	0-1
Leading with 5:00 Left	3-2	3-2
Trailing with 5:00 Left	1-22	1-22
Tied with 5:00 Left	0-0	0-0
In Overtime	0-2	0-2
Canisius Outrebounds Opponent	2-7	2-7
Opponent Outrebounds Canisius	2-17	2-17
Teams Tied in Rebounds	0-0	0-0
Canisius Has More Turnovers	3-18	3-18
Opponent Has More Turnovers	1-5	1-5
Teams Tied in Turnovers	0-1	0-1
Canisius Has More FT Attempts	4-5	4-5
Opponent Has More FT Attempts	0-17	0-17
Teams Tied in FT Attempts	0-2	0-2
Canisius Shoots 50% or Higher	1-0	1-0
Canisius Shoots Less than 50%	3-24	3-24
Canisius Outshoots Opponent	2-5	2-5
Opponent Outshoots Canisius	2-19	2-19
Teams Tied in FG%	0-0	0-0
Canisius Bench Outscores Opponent	0-7	0-7
Opponent Bench Outscores Canisius	2-17	2-17
Canisius is Tied in Bench Points	2-0	2-0
Canisius Scores 59 Points or Less	0-18	0-18
Canisius Scores 60-69 Points	3-4	3-4
Canisius Scores 70-79 Points	0-1	0-1
Canisius Scores 80-89 Points	1-1	1-1
Canisius Scores 90-99 Points	0-0	0-0
Canisius Scores 100+ Points	0-0	0-0
Canisius Allows 59 Points or Less	2-4	2-4
Canisius Allows 60-69 Points	1-10	1-10
Canisius Allows 70-79 Points	1-5	1-5
Canisius Allows 80-89 Points	0-4	0-4
Canisius Allows 90-99 Points	0-0	0-0
Canisius Allows 100+ Points	0-1	0-1

MISCELLANEOUS STREAKS

Consecutive Games with a 3-PT FG	310
Consecutive Games Holding Opponent Under 100 Pts	27
100-Point Games in Program History	12
100-Point Games Under Sahar Nusseibeh	0
Canisius' All-Time OT Record	27-24
Canisius' Last OT Game	2/5/22 at Fairfield — L, 54-63 (OT)

NUMBERS TO KNOW

1

Canisius leads the MAAC and is ranked 32nd nationally in 3-point field goals per game this season, averaging 7.8 per contest. Monmouth is second in the MAAC with its 6.4 figure, which is tied with Tulane and William & Mary for 118th amongst Division I schools.

Three freshmen have recorded multiple 10-point performances this season for the Griffis: **ATHINA LEXA** (10), **LYDIA GATTOZZI** (4) and **CHEYENNE STUBBS** (3). It is the first time since 2010-11 there has been at least three freshmen with multiple 10-point games (**JAMIE RUTTLE** - 12, **JEN MORABITO** - 8, **JEN LENNOX** - 3, **COURTNEY VANDEBOVENKAMP** - 3).

10

13

Freshman **ATHINA LEXA** and sophomore **DANI HASKELL** are averaging north of 13 points per game over their last five games. Lexa, who has made 46.3 percent of her shots in the span (31-of-67), is leading the team with 17.6 points per contest during the timeframe. Haskell has chipped an average of 13.6 points, 4.2 rebounds, 3.2 assists.

Freshman **ATHINA LEXA** and sophomore **DANI HASKELL** became the first Canisius tandem to score 20-plus points in the same game since **D'JHAI PATTERSON-RICKS** and **DANIELLE SANDERLIN** against Colgate on Nov. 20, 2019.

20

226

Canisius has made 226 3-point shots this season, ranking as the second-most in program history. The record, set during the 2008-09 season, is 252 3-pointers over 33 games (7.6 per game). Over the 28 games this season, the Griffis are hitting at a higher clip (8.1).

GUARD - #12 ATHINA LEXA



Freshman guard **ATHINA LEXA** recorded her second career 20-point game last Saturday at "Battle of the Bridge" rival Niagara. Lexa scored a game-high 23 points on x-of-x shooting.

WHAT IS A GRIFFIN?

The Griffin is a mythical creature of supposed gigantic size that has the head, forelegs and wings of an eagle and the hindquarters, tail and ears of a lion. They are well known for their speed, ability to fly and having eyes like an eagle as well as the strength and courage of a lion.

Griffins have been known for centuries as symbols of strength and vigilance, have been called "The Hounds of Zeus" in Greek mythology and are said to have mastery of both the land and sky.

They are thought to be from India, where the natives of the land made their talons and claws into drinking cups because the talon of a Griffin was said to detect poison in a liquid. Griffins would find gold in the mountains and line their nests with it and as a result, were forced to become great guardians of the nests to keep the hunters away.



2021-22 CANISIUS WOMEN'S BASKETBALL GAME NOTES



AROUND THE MAAC

2021-22 PLAYERS OF THE WEEK

Nov. 15	Player	Zaria Shazer (Marist)
	Rookie	Aaliyah Parker (Niagara)
Nov. 24	Player	Courtney Warley (Manhattan)
	Rookie	Aaliyah Parker (Niagara)
Nov. 29	Player	Lou Lopez-Senechal (Fairfield)
	Rookie	Bella Nascimento (Manhattan)
Dec. 6	Player	Raphaella Toussaint (Rider)
	Rookie	Lydia Gattozzi (Canisius)
Dec. 13	Player	Dee Dee Davis (Manhattan)
	Rookie	Aaliyah Parker (Niagara)
Dec. 20	Player	Kendrea Williams (Saint Peter's)
	Rookie	Petra Juric (Manhattan)
Dec. 27	Player	Kendrea Williams (Saint Peter's)
	Co-Rookie	Cheyenne Stubbs (Canisius)
	Co-Rookie	Siobhan Boylan (Marist)
Jan. 3	Player	Lou Lopez-Senechal (Fairfield)
Jan. 10	Player	Lou Lopez-Senechal (Fairfield)
	Rookie	Cheyenne Stubbs (Canisius)
Jan. 17	Player	Lenaejha Evans (Rider)
	Rookie	Imani Harris (Siena)
Jan. 24	Player	Amani Free (Quinnipiac)
	Rookie	Aaliyah Parker (Niagara)
Jan. 31	Co-Player	Mackenzie DeWees (Quinnipiac)
	Co-Player	Rayshel Brown (Siena)
	Rookie	Aaliyah Parker (Niagara)
Feb. 7	Player	Mikala Morris (Quinnipiac)
	Rookie	Jackie Grisdale (Quinnipiac)
Feb. 14	Player	Kassondra Brown (Saint Peter's)
	Rookie	Aaliyah Parker (Niagara)
Feb. 21	Player	Mikala Morris (Quinnipiac)
	Rookie	Aaliyah Parker (Niagara)
Feb. 28	Player	Kassondra Brown (Saint Peter's)
	Rookie	Aaliyah Parker (Niagara)

THIS WEEK IN #MAACHOOPS

Wednesday, March 2

Manhattan 73, Quinnipiac 69 (OT)
Monmouth 52, Marist 44

Thursday, March 3

Fairfield 65, Rider 61
Niagara 66, Iona 50 (OT)
Siena 69, Saint Peter's 58

Saturday, March 5

Iona at Canisius, 1:00

Siena at Monmouth, 2:00
Rider at Quinnipiac, 2:00
Manhattan at Marist, 7:00
Fairfield at Saint Peter's, 7:00

2021-22 COACHES' PRESEASON POLL

School..... Points

1. Quinnipiac (6).....	115
2. Manhattan (2).....	105
3. Fairfield (2).....	99
4. Marist (1).....	93
5. Rider.....	66
6. Iona.....	55
7. Niagara.....	51
8. Saint Peter's.....	50
9. Siena.....	44
10. Monmouth.....	33
11. Canisius.....	15

First-place votes denoted in parentheses

2021-22 MAAC WOMEN'S BASKETBALL STANDINGS

Standings through games played on March 3, 2022

SCHOOL	MAAC		OVERALL		H	A	N	STRK	NET
	W-L	PCT	W-L	PCT					
y-Fairfield	18-1	.947	21-6	.778	11-1	9-4	1-1	W11	116
x-Quinnipiac	13-6	.684	18-10	.643	10-3	8-7	0-0	L1	134
x-Manhattan	13-6	.684	18-10	.643	11-2	7-6	0-2	W1	184
x-Niagara	11-9	.550	14-14	.500	9-4	5-10	0-0	W2	254
Siena	9-10	.474	9-18	.333	6-7	3-11	0-0	W1	269
Saint Peter's	9-10	.474	12-16	.429	8-5	4-11	0-0	L2	268
Monmouth	9-10	.474	14-14	.500	8-5	6-9	0-0	W1	261
Iona	8-11	.421	10-14	.417	6-7	4-7	0-0	L1	263
Rider	7-12	.368	9-19	.321	4-9	5-9	0-1	L1	291
Marist	6-13	.316	8-19	.296	6-7	2-12	0-0	L2	293
Canisius	2-17	.105	4-24	.143	4-9	0-15	0-0	L4	335

NOTE: y-Denotes clinched regular-season title

2021-22 MAAC WOMEN'S BASKETBALL STATISTICS

Statistics through games played on March 3, 2022

Scoring Offense

Team	G	W-L	Pts	AVG
1. Niagara	27	13-14	1932	71.56
2. Quinnipiac	27	18-9	1836	68.00
3. Manhattan	27	17-10	1776	65.78
4. Fairfield	26	20-6	1679	64.58
5. Saint Peter's	27	12-15	1637	60.63
6. Monmouth	27	13-14	1594	59.04
7. Rider	27	9-18	1580	58.52
8. Canisius	28	4-24	1602	57.21
9. Siena	26	8-18	1484	57.08
10. Iona	23	10-13	1279	55.61
11. Marist	26	8-18	1395	53.65

Scoring Defense

Team	G	Pts	AVG
1. Fairfield	26	1487	57.19
2. Iona	23	1325	57.61
3. Quinnipiac	27	1609	59.59
4. Siena	26	1563	60.12
5. Marist	26	1579	60.73
6. Manhattan	27	1651	61.15
7. Monmouth	27	1663	61.59
8. Saint Peter's	27	1669	61.81
9. Rider	27	1701	63.00
10. Canisius	28	1938	69.21
11. Niagara	27	2011	74.48

Scoring Margin

Team	G	Off	Def	Margin
1. Quinnipiac	27	68.00	59.59	+8.41
2. Fairfield	26	64.58	57.19	+7.38
3. Manhattan	27	65.78	61.15	+4.63
4. Saint Peter's	27	60.63	61.81	-1.19
5. Iona	23	55.61	57.61	-2.00
6. Monmouth	27	59.04	61.59	-2.56
7. Niagara	27	71.56	74.48	-2.93
8. Siena	26	57.08	60.12	-3.04
9. Rider	27	58.52	63.00	-4.48
10. Marist	26	53.65	60.73	-7.08
11. Canisius	28	57.21	69.21	-12.00

Free Throw Percentage

Team	G	FTM	FTA	Pct.
1. Fairfield	26	259	346	.749
2. Saint Peter's	27	359	494	.727
3. Manhattan	27	331	461	.718
4. Rider	27	255	358	.712
5. Quinnipiac	27	278	392	.709
6. Marist	26	260	380	.684
7. Niagara	27	370	544	.680
8. Monmouth	27	238	356	.669
9. Siena	26	236	369	.640
10. Canisius	28	234	367	.638
11. Iona	23	160	255	.627

Field Goal Percentage

Team	G	FGM	FGA	Pct.
1. Fairfield	26	638	1505	.424
2. Quinnipiac	27	697	1675	.416
3. Iona	23	499	1224	.408
4. Manhattan	27	663	1650	.402
5. Rider	27	581	1472	.395
6. Niagara	27	702	1826	.384
7. Monmouth	27	592	1574	.376
8. Saint Peter's	27	576	1539	.374
9. Siena	26	563	1523	.370
10. Canisius	28	571	1562	.366
11. Marist	26	509	1440	.353

Field Goal Percentage Defense

Team	G	FGM	FGA	Pct.
1. Rider	27	616	1662	.371
2. Quinnipiac	27	589	1583	.372
3. Saint Peter's	27	583	1553	.375
4. Manhattan	27	614	1625	.378
5. Fairfield	26	558	1451	.385
6. Marist	26	583	1509	.386
7. Siena	26	549	1398	.393
8. Monmouth	27	642	1603	.400
9. Iona	23	491	1222	.402
10. Canisius	28	744	1693	.439
11. Niagara	27	753	1626	.463



2021-22 CANISIUS WOMEN'S BASKETBALL GAME NOTES

NO SOPHOMORE SLUMP

With her 20-point performance last Saturday at Niagara, sophomore guard **DANI HASKELL** now has the fifth-most points scored by a sophomore in Canisius' Division I era. She surpassed **RACHEL DECKER**, who had 377 points in 1992-93.

Haskell is four points shy of tying **BRITTANÉ RUSSELL** (391 in 2007-08) for the fourth-most points by a second-year player.

Along with her point total, Haskell also ranks in the top-5 in made 3-pointers in a season by a sophomore. Her 59 made shots from beyond the arc rank as the fifth-most by a Canisius sophomore and are tied with **JÉNÉL STEVENS** (59 in 2002-03) for the 16th-most in a single season.

HEATHER FIORE holds the sophomore record with 76 made triples during the 1994-95 season. **JEN MORABITO** (65 in 2011-12), **AMANDA CAVO** (64 in 2006-07) and **CHERI WITTLIEB** (62 in 2003-04) round out those ahead of Haskell.

GOOD 'OL HOME COOKING

Sophomore guard **DANI HASKELL** has scored 208 points in 13 home games this season (16.0 points per game). She has recorded a double-digit point total in all 13 games this season.

Haskell's average is the highest by a Griff since **D'JHAI PATTERSON-RICKS** logged 16.1 points per game during the 2019-20 season.

Haskell is the fourth player (fifth occurrence) in the last 20 seasons to average at least 16 points per home game in a season.

The Franklinville, N.Y., native joins **JÉNÉL STEVENS** (18.7 PPG in 2002-03 and 18.4 PPG in 2003-04), Marie Warner (16.6 PPG in 2008-09) and Patterson-Ricks on the list.

RECORD BOOK WATCH

Thanks to her stellar free throw shooting, sophomore **DANI HASKELL** has her name tentatively etched in the Canisius record book.

Haskell's .857 free throw percentage (72-of-84) ranks seventh all-time in a single season (min. 45 makes). Her .871 career percentage from the charity stripe (88-for-101) is second in program history, only trailing **JEN MORABITO** (.873 - 124-of-142).

MARIE WARNER is third with an .840 percentage during her lone year with the Griffs after transferring from the University of Utah.

NEW ROLE, NO PROBLEMS

Freshman **ATHINA LEXA** has stepped up offensively over her last 14 games, earning a start in 12 of them.

Over those contests, Lexa has netted at least eight points in all but one game and has posted a double-digit point total in 10 contests.

During the stretch, Lexa has averaged 13.0 points, 4.2 rebounds and 1.5 assists in an average of 28:43 of game action. She is also shooting 43.7 percent from the floor (69-of-158) and 33.8 percent from 3-point range (22-of-65) during the span.

HASKELL NETS 20-PLUS

With her 20 points at Niagara last Saturday, sophomore guard **DANI HASKELL** logged her sixth 20-point game of the season.

Haskell is one of six players in the MAAC to record at least six 20-point performances this season. Her six 20-point games ranks as the sixth-most by a MAAC player this season.

Fairfield's **LOU LOPEZ-SÉNÉCHAL** leads the conference with 14 such games. Manhattan's **DEE DEE DAVIS** and Niagara's **ANGEL PARKER** each have 10 20-point games, tied for second in the MAAC.

Saint Peter's' **KENDREA WILLIAMS** and **KASSONDRA BROWN** are fourth and fifth with eight and seven 20-point games, respectively.

IT'S RAINING THREES!

Canisius made 12 3-pointers at Niagara last Saturday, marking the eighth time this year the Griffs have made at least 10 shots from beyond the arc.

The eight games with a double-digit 3-point total is now the most in program history since the NCAA implemented the 3-point line before the 1986-87 season.

This year's squad broke the record previously established by the 2008-09 team, who had seven such games over 33 games.

THREE-POINT RELIANCE

Canisius has scored 678 of its 1602 points (42.3 percent) this season from beyond the 3-point line, ranking as the 3rd-highest among Division I programs. Only Florida Gulf Coast (852 of 1923 - 44.3 percent) and Dixie State (645 of 1523 - 42.4 percent) currently have higher percentages.

Monmouth is second in the MAAC and 83rd nationally with 32.1 percent of its points (528 of 1646) coming from beyond the arc.

Dating back to the beginning of the 2020-21 season, the Griffs have had a reliance on the 3-pointer, scoring 42.1 percent of its 1845 points (777) from 3-point field goals. That total ranks as the second-highest percentage for a Division I program, also trailing FGCU (43.8 percent).

Rider is the closest MAAC program to the Griffs, ranking 89th with 31.3 percent (951 of 3039 points).

RECORD BOOK

SOPHOMORE SCORING LEADERS

Division I Era

Rk	Player	Season	PTS
1.	Shauna Geronzin	1999-00	595
2.	Heather Fiore	1994-95	483
3.	Sara Hinriksdóttir	2016-17	453
4.	Brittané Russell	2007-08	391
5.	Dani Haskell	2021-22	387

HOME COOKING

16+ PPG AT HOME IN LAST 20 YEARS

Player	Year	PPG
Jénéel Stevens	2002-03	18.7
Jénéel Stevens	2003-04	18.4
Marie Warner	2008-09	16.6
D'Jhai Patterson-Ricks	2019-20	16.1
Dani Haskell	2021-22	16.0

RECORD BOOK

CAREER FREE THROW PERCENTAGE

Minimum: 75 made FTs

Player	GP	FTM	FTA	FT%
Jen Morabito	77	124	142	.873
Dani Haskell	32	88	101	.871
Marie Warner	33	110	131	.840
Ashley Durham	55	319	381	.837

LEXA'S FILE

STATS BY MONTH AND ROLE

Month	GP	MPG	PPG	RPG	FG%	3-FG%
First 2	9	13.6	2.4	0.9	42.9%	18.2%
Last 2	17	27.0	11.3	3.8	42.7%	33.8%
Role	GP	MPG	PPG	RPG	FG%	3-FG%
Start	12	29.1	13.3	4.0	42.6%	32.8%
Bench	14	16.6	3.9	1.7	43.1%	29.2%

20-POINT GAMES

20-POINT GAMES BY MAAC PLAYERS

Player	Team	Games
Lou Lopez-Sénéchal	Fairfield	14
Dee Dee Davis	Manhattan	10
Angel Parker	Niagara	10
Kendrea Williams	Saint Peter's	8
Kassondra Brown	Saint Peter's	7
Dani Haskell	Canisius	6

RECORD BOOK

MOST GAMES WITH 10+ MADE 3-FG

Since 1986-87

Season	GP	GMS
2021-22	28	8
2008-09	33	7
2009-10	31	5

CANISIUS STATISTICALLY...



IN TOP-150



IN MAAC

STATISTIC RANKINGS

(Through games completed on 2/24/22)

	STAT	NCAA	MAAC
ASSIST/TO RATIO	0.56	—	11th
ASSISTS	282	—	10th
ASSISTS PER GAME	10.1	—	11th
BLOCKED SHOTS	95	T-134th	5th
BLOCKS PER GAME	3.4	T-142nd	5th
FEWEST FOULS	430	T-121st	5th
FEWEST TURNOVERS	508	—	7th
FIELD GOAL PCT.	.366	—	10th
FIELD GOAL DEFENSE	.439	—	10th
FREE THROW ATT.	367	—	T-7th
FREE THROWS MADE	234	—	10th
FREE THROW PCT.	.638	—	10th
FOULS PER GAME	15.4	T-94th	4th
REBOUND MARGIN	-6.4	—	9th
TOTAL REBOUNDS	919	—	7th
REBOUNDS PER GAME	32.82	—	9th
SCORING DEFENSE	69.2	—	10th
SCORING MARGIN	-12.0	—	11th
SCORING OFFENSE	57.2	—	9th
STEALS	180	—	11th
STEALS PER GAME	6.4	—	11th
3-POINT FG DEFENSE	.299	134th	5th
3-POINT FG ATTEMPTS	710	T-25th	1st
3-POINT FG MADE	226	T-33rd	1st
3-POINT FG PER GAME	8.1	T-32nd	1st
3-POINT FG PCT	.318	124th	2nd
TURNOVER MARGIN	-3.86	—	11th
TURNOVERS FORCED	14.29	—	11th
TURNOVERS PER GAME	18.1	—	5th

INDIVIDUAL (ALL GAMES)

BLOCKED SHOTS

Rhay Porter	40	T-82nd	4th
-------------	----	--------	-----

BLOCKS PER GAME

Rhay Porter	1.48	T-85th	4th
Ella Vääänen	1.11	—	7th

FREE THROW PERCENTAGE

Dani Haskell	.864	30th	1st
--------------	------	------	-----

MINUTES PLAYED PER GAME

Erika Joseph	33.95	144th	5th
--------------	-------	-------	-----

3-POINT FIELD GOAL ATTEMPTS

Dani Haskell	198	T-29th	2nd
--------------	-----	--------	-----

3-POINT FIELD GOALS MADE

Dani Haskell	59	T-96th	2nd
--------------	----	--------	-----

3-POINT FIELD GOALS MADE PER GAME

Dani Haskell	2.11	T-111th	2nd
--------------	------	---------	-----

3-POINT FIELD GOAL PERCENTAGE

Dani Haskell	.298	—	5th
--------------	------	---	-----



2021-22 CANISIUS WOMEN'S BASKETBALL GAME NOTES

PLAYER ACCOMPLISHMENTS

10+ POINTS	'21-22	RECORD	CAREER	RECORD
Shaunae Brown	11	1-10	15	1-14
Lydia Gattozzi	4	1-3	4	1-3
Ella Väättänen	1	0-1	2	0-2
Athina Lexa	10	2-8	10	2-8
Dani Haskell	24	4-20	27	4-23
Jane McCauley	1 (at UVM)	0-1 (at UVM)	1	0-1
Kayla Jackson	1	1-0	4	2-2
Erika Joseph	12	2-10	13	2-11
Cheyenne Stubbs	3	1-2	3	1-2

10+ REBOUNDS	'21-22	RECORD	CAREER	RECORD
Kayla Jackson	5	1-4	7	1-6
Rhay Porter	3	1-2	3	1-2

20+ POINTS	'21-22	RECORD	CAREER	RECORD
Dani Haskell	6	2-4	6	2-4
Athina Lexa	2	1-1	2	1-1

LED IN SCORING	'21-22	RECORD	CAREER	RECORD
Shaunae Brown	6	0-6	7	0-7
Lydia Gattozzi	1	0-1	1	0-1
Athina Lexa	6	1-5	6	1-5
Dani Haskell	13	2-11	16	2-14
Jane McCauley	1 (at UVM)	0-1 (at UVM)	1	0-1
Erika Joseph	3	0-3	3	0-3

LED IN REBOUNDS	'21-22	RECORD	CAREER	RECORD
Shaunae Brown	1	0-1	2	0-2
Ella Väättänen	1	0-1	2	0-2
Dani Haskell	4	0-4	4	0-4
Athina Lexa	2	0-2	2	0-2
Kayla Jackson	10	1-9	19	3-16
Erika Joseph	1	0-1	3	0-3
Cheyenne Stubbs	1	0-1	1	0-1
Rhay Porter	9	3-6	9	3-6

LED IN ASSISTS	'21-22	RECORD	CAREER	RECORD
Shaunae Brown	9	1-8	12	1-11
Lydia Gattozzi	1	0-1	1	0-1
Ella Väättänen	1	0-1	1	0-1
Athina Lexa	3	1-2	3	1-2
Dani Haskell	14	2-12	15	2-13
Kayla Jackson	1	0-1	3	0-3
Erika Joseph	1	0-1	7	1-6
Cheyenne Stubbs	4	0-4	4	0-4

LED IN STEALS	'21-22	RECORD	CAREER	RECORD
Shaunae Brown	5	0-5	7	0-7
Lydia Gattozzi	2	1-1	2	1-1
Ella Väättänen	3	0-3	10	2-8
Athina Lexa	6	1-5	6	1-5
Dani Haskell	10	0-10	11	0-11
Jane McCauley	—	—	1	1-0
Kayla Jackson	6	1-5	12	1-11
Erika Joseph	2	1-1	5	2-3
Cheyenne Stubbs	8	1-7	8	1-7
Rhay Porter	3	0-3	3	0-3

LED IN BLOCKS	'21-22	RECORD	CAREER	RECORD
Shaunae Brown	—	—	1	0-1
Lydia Gattozzi	2	0-2	2	0-2
Ella Väättänen	10	1-10	28	6-22
Athina Lexa	1	0-1	1	0-1
Dani Haskell	1	0-1	1	0-1
Kayla Jackson	3	1-2	9	2-7
Erika Joseph	2	0-2	6	0-6
Cheyenne Stubbs	1	0-1	1	0-1
Rhay Porter	15	3-12	15	3-12

PROTECTING THE RIM

Freshman **RHAY PORTER** (1.5 BPG) and graduate student **ELLA VÄÄTÄNEN** (1.1 BPG) are two of 20 Canisius players in program history to record at least one block per game.

They are the third pair of teammates to have at least one block per game in the same season. Porter and Väättänen join **MARY ACHRAMOVITCH** (3.6 BPG) and **KARA HAUN** (1.1 BPG) in 1982-83 and **ASHLEY WILKES** (1.2 BPG) and **JEN LENNOX** (1.1 BPG) in 2012-13.

Freshman forward **RHAY PORTER** logged her 29th block of the season against Siena on Jan. 29, becoming Canisius' Division I freshman block record holder, besting **JEN LENNOX**'s record (28 in 2010-11).

With two blocks against Niagara last Saturday, freshman **RHAY PORTER** recorded her 12th multi-block performance of the season. The 12 games with two-plus blocks are the most by a Golden Griffin since **LAURA (GRANZOW) BUETOW** logged 15 games with multiple rejections during the 2007-08 season.

PORTER'S BLOCK PARTY

Freshman **RHAY PORTER** blocked six shots in Canisius' Jan. 9 overtime loss to Niagara, tying the program's Division I record. She became the third player in the Division I era to accomplish the feat, joining **CINDY ULREICH** (Jan. 15, 1987 vs. Queens) and **Lennox** (Jan. 20, 2013 vs. Rider).

Porter's six blocks are tied for the third-most rejections by a first-year player at the Division I level this season. North Alabama's **SKYLER GILL** recorded eight blocks on Feb. 3 against Jacksonville and USC's **RAYAH MARSHALL** rejected seven Arizona shots on Feb. 26 (she also blocked six shots in November).

DePaul's **ANEESAH MORROW**, Northwestern's **CAILEIGH WALSH**, LIU's **TAYRA EKE**, Texas Tech's **KADIJA FAYE**, Tulsa's **TEMIRE PONDEXTER**, Chattanooga's **KARSEN MURPHY** and Ohio State's **TAYLOR THIERRY** have the other six-block games.

In addition to the six blocks, Porter had 10 rebounds in the contest. She is one of two Division I freshmen with 10+ rebounds and 6+ blocks in a game this season, joining Gill (12 rebounds, 8 blocks).

Porter is one of 10 freshmen this year with at least 40 blocked shots.

HASKELL'S SUCCESS FROM DEEP

Sophomore **DANI HASKELL** matched her career high for 3-pointers (5) last Thursday's at Manhattan. It is the third time this season Haskell has made five triples in a game, also doing so on Nov. 23 against Detroit Mercy and Jan. 29 against Siena.

Haskell is one of three players (fifth occurrence) to record at least five 3-pointers in three games in a season. She is the first Griff to accomplish the feat since **AMANDA CAVO** had three such games during the 2008-09 season. Cavo also did so in the 2005-06 and 2007-08 seasons. **JILL KNAPIC** is the other Griff, having three performances in 2000-01.

In 32 career games, Haskell has recorded a 3-point field goal in 28 contests (87.5 percent). Her percentage is the second-highest in program history dating back to the 2000-01 season, trailing **KAYLA HOOHULI** (87.6 percent).

SIBLING RIVALRY

Senior guard **ERIKA JOSEPH** has the distinction of saying that her brother, **CORY JOSEPH**, is currently playing in the NBA. Cory is currently playing with the Detroit Pistons and is in his 11th season in the Association.

Erika leads the Joseph sibling rivalry in minutes (33.9), points (8.5) and rebounds (2.9) over her 24 appearances with Canisius. Cory has a slight advantages in steals (0.7), while also having more assists (3.9) in his 47 appearances.

CANISIUS' UNITED NATIONS

Canisius has six international players on its roster from four different countries this season.

Canada (**SHAUNAE BROWN** and **ERIKA JOSEPH**) and Greece (**ATHINA LEXA** and **XANTHIPPI KARATASIOU**) are each represented twice, while Finland (**ELLA VÄÄTÄNEN**) and Spain (**ÉLIA PÁEZ**) have one representative.

The six non-American-born players are tied for the 15th-most by any Division I team.

RECORD BOOK

1+ BPG IN SAME SEASON				
Season	Player	BPG	Player	BPG
'82-83	Achramovitch	3.2	Haun	1.1
'12-13	Wilkes	1.2	Lennox	1.1
'21-22	Porter	1.5	Väättänen	1.1

SUPERLATIVES

FRESHMEN WITH 40+ BLOCKS			
Through games played on 3/3			
Player	School	BLK	
Rayah Marshall	USC	71	
Maria Gakdeng	Boston College	64	
Skyler Gill	North Alabama	62	
Aneesah Morrow	DePaul	56	
Tayra Eke	LIU	43	
Anastasiia Boldyreva	Middle Tenn.	43	
Marie Kiefer	Ball State	42	
Temira Pondexter	Tulsa	41	
Rhay Porter	Canisius	40	
Caileigh Walsh	Northwestern	40	

3-POINTERS

MOST GAMES WITH 5+ 3-FG			
Since 2000-01 Season			
Player	Year	GMS	
Amanda Cavo	2007-08	4	
Dani Haskell	2021-22	3	
Amanda Cavo	2008-09	3	
Amanda Cavo	2005-06	3	
Jill Knapic	2000-01	3	

SIBLING RIVALRY

Stats through games on Feb. 22						
Player	MPG	PPG	RPG	APG	SPG	
Cory Joseph	24.4	8.1	2.5	3.9	0.7	
Erika Joseph	33.8	8.4	2.9	1.3	0.6	

LAST FIVE GAMES

Team Box Score

Team Box Score		Team Box Score														Team Box Score									
No.	Player				Total		3-Point		F-Throw		Rebounds														
		GP-GS	MIN	AVG	FG-FGA	FG%	3FG-3FGA	3FG%	FT-FTA	FT%	OFF	DEF	TOT	AVG	PF	DQ	A	TO	BLK	STL	PTS	AVG			
12	LEXA, Athina	5-4	160:48	32.2	31-67	.463	13-29	.448	13-17	.765	5	19	24	4.8	10	0	6	21	0	4	88	17.6			
14	HASKELL, Dani	5-5	157:31	31.5	23-66	.348	10-39	.256	12-12	1.000	4	17	21	4.2	7	0	16	11	0	5	68	13.6			
23	JOSEPH, Erika	5-5	172:03	34.4	18-45	.400	8-24	.333	6-7	.857	2	11	13	2.6	6	0	10	11	0	1	50	10.0			
0	BROWN, Shaunae	5-5	131:09	26.2	14-35	.400	7-20	.350	1-4	.250	3	6	9	1.8	5	0	11	10	0	3	36	7.2			
24	STUBBS, Cheyenne	5-0	109:43	21.9	13-34	.382	6-18	.333	1-3	.333	2	17	19	3.8	5	0	8	9	1	7	33	6.6			
5	VAAATANEN, Ella	5-3	74:00	14.8	5-18	.278	3-9	.333	3-6	.500	6	3	9	1.8	4	0	0	6	8	0	16	3.2			
21	JACKSON, Kayla	5-3	79:34	15.9	5-15	.333	0-0	.000	2-7	.286	12	21	33	6.6	12	1	4	5	0	1	12	2.4			
2	GATTOZZI, Lydia	5-0	45:19	9.1	4-12	.333	1-4	.250	0-0	.000	3	2	5	1.0	2	0	0	4	0	1	9	1.8			
33	PORTER, Rhay	5-0	69:53	14.0	1-4	.250	0-1	.000	2-2	1.000	10	13	23	4.6	15	1	1	3	9	1	4	0.8			
Team											7	10	17					5							
Total		5	1000		114-296	.385	48-144	.333	40-58	.690	54	119	173	34.6	66	2	56	85	18	23	316	63.2			
Opponents		5	1000		134-322	.416	26-85	.306	62-85	.729	71	127	198	39.6	64	0	63	58	17	43	356	71.2			



2021-22 CANISIUS WOMEN'S BASKETBALL GAME NOTES

CANISIUS QUICK FACTS

GENERAL INFORMATION

LocationBuffalo, N.Y.
 Enrollment.....3,120
 Founded.....1870
 Nickname.....Golden Griffins
 School Colors Blue (Pantone 289), Gold (Pantone 124)
 Conference Metro Atlantic Athletic Conference (MAAC)
 President.....John J. Hurley
 Athletics Director.....Bill Maher
 Athletics Website.....www.gogriffs.com
 Ticket Office Phone.....(716) 888-TIXX (8499)

HISTORY

Seasons of Basketball.....47th
 First Season.....1975-76
 First Division I Season1986-87
 All-Time Record (Win %)616-660 (.483)
 Conference Regular Season Titles (last)None
 Conference Postseason Tournament Titles (last)1 (2005)
 NCAA Tournament Appearances (last)1 (2005)
 NCAA Tournament Record0-1 (.000)
 Consecutive NCAA Appearances.....None
 NCAA Final Four Appearances.....None
 WNIT Appearances (last).....1 (2009)

KOESSLER ATHLETIC CENTER

Year Opened (Seasons).....1968 (47th)
 Capacity2,196
 All-Time Record (Win %)295-209 (.586)
 Record under Sahar Nusseibeh4-9

COACHING STAFF

Head CoachSahar Nusseibeh (American '09)
 Record at Canisius.....4-24
 Overall Record4-24
 Assistant CoachJared Zeidman (Quinnipiac '08)
 1st Season
 Assistant CoachKrista Beechy (Grove City '10)
 1st Season
 Academic & Operations Coach Ben Lober (Michigan State '20)
 2nd Season

2020-21 REVIEW

Overall Record0-5 (.000)
 MAAC Record (Finish)0-4
 Home Record0-1
 Away Record0-4
 Neutral Record.....0-0
 MAAC Tournament.....N/A
 NCAA Tournament.....N/A

2021-22 TEAM INFORMATION

Letterwinners Returning / Lost.....5 / 6
 Starters Returning / Lost4 / 1
 Newcomers7
 Fr / So / Jr / Sr / Gr.....7 / 1 / 1 / 2 / 1

COMMUNICATIONS

Marshall HaimAthletic Communications Graduate Assistant
 Office.....(716) 888-8266
 Mobile.....(716) 465-4945
 Email.....haimm@canisius.edu
 Mailing Address.....Canisius College Athletics
 2001 Main Street
 Buffalo, N.Y. 14208
 Twitter/Instagram@GoGriffs
 Hashtags.....#GoGriffs | #MAACHoops

STARTING LINEUP TRACKER

Date	Opponent	1	2	3	4	5
Nov. 9	at Buffalo	Brown	Haskell	Joseph	Jackson	Väätänen
Nov. 13	at Binghamton	Brown	Haskell	Joseph	Jackson	Väätänen
Nov. 17	at St. Bonaventure	Brown	Haskell	Joseph	Jackson	Väätänen
Nov. 20	COLGATE	Brown	Haskell	Joseph	Jackson	Väätänen
Nov. 23	DETROIT MERCY	Brown	Haskell	Joseph	Jackson	Väätänen
Nov. 27	ROBERT MORRIS	Brown	Haskell	Joseph	Jackson	Väätänen
Dec. 1	at Duquesne	Brown	Haskell	Joseph	Jackson	Väätänen
Dec. 8	YOUNGSTOWN STATE	Brown	Haskell	Joseph	Jackson	Väätänen
Dec. 15	at UAlbany	Brown	Haskell	Joseph	Jackson	Väätänen
Dec. 19	SAINT PETER'S	Brown	Haskell	Joseph	Jackson	Väätänen
Dec. 21	MANHATTAN	Brown	Haskell	Joseph	Jackson	Väätänen
Jan. 8	NIAGARA	Brown	Haskell	Stubbs	Gattozzi	Väätänen
Jan. 13	RIDER	Brown	Haskell	Joseph	Jackson	Väätänen
Jan. 15	FAIRFIELD	Brown	Haskell	Joseph	Jackson	Väätänen
Jan. 20	at Saint Peter's	Brown	Haskell	Joseph	Jackson	Väätänen
Jan. 22	at Monmouth	Brown	Haskell	Lexa	Joseph	Jackson
Jan. 24	at Marist	Brown	Haskell	Lexa	Joseph	Jackson
Jan. 27	QUINNIPIAC	Brown	Haskell	Lexa	Joseph	Väätänen
Jan. 29	SIENA	Brown	Haskell	Lexa	Joseph	Väätänen
Feb. 3	at Iona	Brown	Haskell	Lexa	Joseph	Väätänen
Feb. 5	at Fairfield	Brown	Haskell	Lexa	Joseph	Väätänen
Feb. 7	at Quinnipiac	Brown	Haskell	Lexa	Joseph	Väätänen
Feb. 10	MONMOUTH	Brown	Haskell	Lexa	Joseph	Väätänen
Feb. 12	MARIST	Brown	Haskell	Lexa	Joseph	Väätänen
Feb. 17	at Manhattan	Brown	Haskell	Lexa	Joseph	Väätänen
Feb. 19	at Rider	Brown	Haskell	Lexa	Joseph	Jackson
Feb. 24	at Siena	Brown	Haskell	Joseph	Jackson	Väätänen
Feb. 26	at Niagara	Brown	Haskell	Lexa	Joseph	Jackson
March 5	IONA					

COMBINATIONS

Rank	Combination	Times Used	Record	Last Used
1	Brown - Haskell - Joseph - Jackson - Väätänen	15	2-13	2/24/22 at Siena
2	Brown - Haskell - Lexa - Joseph - Väätänen	8	2-6	2/17/22 at Manhattan
3	Brown - Haskell - Lexa - Joseph - Jackson	4	0-4	2/26/22 at Niagara
4	Brown - Haskell - Stubbs - Gattozzi - Väätänen	1	0-1	1/9/22 vs. Niagara

STARTING STREAKS AND TOTALS

#	Player	Streak	2021-22	Career	at Canisius	MAAC
0	Shaunae Brown	33	28	40	40	30
2	Lydia Gattozzi	—	1	1	1	1
5	Ella Väätänen	—	24	53	26	17
11	Hannah Dolan	—	—	—	—	—
12	Athina Lexa	1	12	12	12	12
13	Xanthippi Karatasios	—	—	—	—	—
14	Dani Haskell	33	28	33	33	23
15	Élia Pérez	—	—	—	—	—
21	Kayla Jackson	3	19	28	24	14
23	Erika Joseph	16	27	68	68	44
24	Cheyenne Stubbs	—	1	1	1	1
33	Rhay Porter	—	—	—	—	—

Canisius



2021-22 CANISIUS WOMEN'S BASKETBALL GAME NOTES

SERIES HISTORY VS. IONA



AT



ALL-TIME SERIES

IONA LEADS, 37-27

Home Games	12-16 (.429)
Road Games	13-20 (.394)
Neutral Site Games	2-1 (.667)
MVP Arena (Albany, N.Y.)	1-0 (1.000)
CURE Insurance Arena (Trenton, N.J.)	1-0 (1.000)
MassMutual Center (Springfield, Mass.)	0-1 (.000)

HIGHEST SCORES - CANISIUS

Buffalo	94
CAN, 94-62 (1/26/04)	
New Rochelle	82
.. (2x), Last: IONA, 87-82 (1/31/97)	
Neutral Site	76
CAN, 76-58 (3/6/03)	

COACHING RECORDS

Sahar Nusseibeh vs. Iona	0-1
at Canisius	0-1
Billi Chambers vs. Canisius	
Total	11-3
at Iona	11-3

HIGHEST SCORES - SIENA

Buffalo	85
IONA, 85-72 (1/14/01)	
New Rochelle	95
IONA, 95-80 (2/16/04)	
Neutral Site	76
IONA, 76-58 (3/8/13)	

LARGEST WINNING MARGINS

Canisius	
Buffalo	32 (94-62), 1/26/04
New Rochelle	20 (69-49), 1/10/90
Neutral Site	20 (75-55), 3/2/00
Iona	
Buffalo	20 (65-45), 1/12/08
New Rochelle	33 (79-46), 1/4/00
Neutral Site	18 (76-58), 3/8/13

ALL-TIME MEETINGS VS. IONA

12/5/81	at Iona	W	54-42
1/10/90	at Iona	W	69-49
2/3/91	at Iona	W	67-51
3/3/91	Iona	W	57-46
1/19/92	at Iona	W	62-46
3/1/92	Iona	W	60-57
2/5/93	Iona	W	72-70
2/26/93	at Iona	L	59-67
1/13/94	Iona	W	64-51
2/7/94	at Iona	L	55-68
1/14/95	Iona	W	84-62
2/13/95	at Iona	W	82-75
1/27/96	Iona	Y	68-69
2/23/96	at Iona	W	74-61
1/31/97	at Iona	L	82-87
2/15/97	Iona	L	55-65
1/2/98	at Iona	L	65-70
2/20/98	Iona	L	62-77
1/6/99	at Iona	L	72-77
2/12/99	Iona	W	75-63
1/4/00	at Iona	L	46-79
2/4/00	Iona	L	81-84
3/2/00	vs. Iona	W	75-55
1/14/01	Iona	L	72-85
2/9/01	at Iona	W	62-59
1/18/02	Iona	L	71-76
2/9/02	at Iona	L	71-77
1/19/03	Iona	W	70-59
1/26/03	at Iona	W	68-57
3/6/03	vs. Iona	W	76-58
1/26/04	Iona	W	94-62
2/16/04	at Iona	L	80-95
1/14/05	Iona	W	65-50
2/13/05	at Iona	W	78-67
1/12/06	at Iona	W	76-69
1/22/06	Iona	L	65-77
12/8/06	Iona	L	63-66
1/27/07	at Iona	L	56-72
1/12/08	Iona	L	45-65
2/17/08	at Iona	L	66-77

CURRENT GRIFFS VS. IONA

#0 SHAUNAE BROWN

	MP	FG-A	PCT	3PT-A	PCT	FT-A	PCT	O-D-T	PF	A	TO	BLK	ST	TP
TOTAL (3 games)	77	5-15	.333	5-8	.625	0-0	—	0-10-10	1	5	3	0	0	15
Averages	25.7							3.3		1.7		0.0	0.0	5.0

#2 LYDIA GATTOZZI

	MP	FG-A	PCT	3PT-A	PCT	FT-A	PCT	O-D-T	PF	A	TO	BLK	ST	TP
TOTAL (1 games)	20	3-4	.750	0-0	.000	1-1	1.000	0-2-2	1	0	4	0	1	7
Averages	20.0							2.0		0.0		0.0	1.0	7.0

#5 ELLA VÄÄTÄNEN

	MP	FG-A	PCT	3PT-A	PCT	FT-A	PCT	O-D-T	PF	A	TO	BLK	ST	TP
TOTAL (1 games)	26	3-5	.600	3-4	.750	0-0	.000	1-1-2	3	0	2	1	2	9
Averages	26.0							2.0		0.0		1.0	2.0	9.0

#12 ATHINA LEXA

Opponent (Date)	MP	FG-A	PCT	3PT-A	PCT	FT-A	PCT	O-D-T	PF	A	TO	BLK	ST	TP
TOTAL (1 games)	30	5-8	.625	2-4	.500	2-2	1.000	0-4-4	0	3	2	0	2	14
Averages	30.0							4.0		3.0		0.0	2.0	14.0

#14 DANI HASKELL

Opponent (Date)	MP	FG-A	PCT	3PT-A	PCT	FT-A	PCT	O-D-T	PF	A	TO	BLK	ST	TP
TOTAL (1 games)	32	5-12	.417	1-4	.250	0-0	.000	2-4-6	5	6	2	0	1	11
Averages	32.0							6.0		6.0		0.0	1.0	11.0

#23 ERIKA JOSEPH

Opponent (Date)	MP	FG-A	PCT	3PT-A	PCT	FT-A	PCT	O-D-T	PF	A	TO	BLK	ST	TP
TOTAL (4 games)	73	4-17	.235	2-10	.200	0-0	.000	2-1-3	7	6	4	0	0	10
Averages	18.3							0.8		1.5		0.0	0.0	2.5

#24 CHEYENNE STUBBS

Opponent (Date)	MP	FG-A	PCT	3PT-A	PCT	FT-A	PCT	O-D-T	PF	A	TO	BLK	ST	TP
TOTAL (1 games)	18	1-4	.250	0-1	.000	0-0	.000	1-2-3	2	1	3	0	1	2
Averages	18.0							3.0		1.0		0.0	1.0	2.0

#33 RHAY PORTER

Opponent (Date)	MP	FG-A	PCT	3PT-A	PCT	FT-A	PCT	O-D-T	PF	A	TO	BLK	ST	TP
TOTAL (1 games)	15	0-2	.000	0-0	.000	0-0	.000	0-3-3	3	1	3	0	2	0
Averages	15.0							3.0		1.0		0.0	2.0	0.0

1/11/09	at Iona	W	68-51
2/22/09	Iona	W	70-67 (OT)
1/9/10	Iona	L	48-60
2/15/10	at Iona	L	46-63
1/23/11	at Iona	L	58-73
2/18/11	Iona	L	56-66
1/9/12	Iona	W	85-74 (OT)
1/22/12	at Iona	L	67-77
1/6/13	Iona	L	54-68
2/16/13	at Iona	L	79-84
3/8/13	vs. Iona	L	58-76
1/3/14	Iona	L	57-69
2/22/14	at Iona	L	52-69

1/4/15	at Iona	L	75-85
1/25/15	Iona	L	62-80
1/10/16	at Iona	L	56-79
2/1/16	Iona	L	76-79 (OT)
12/30/16	at Iona	L	52-55
2/4/17	Iona	L	45-58
1/2/18	at Iona	W	53-49
1/10/19	at Iona	W	48-40
2/4/19	Iona	W	67-47
2/6/20	Iona	L	57-60
2/27/20	at Iona	L	72-78
2/3/22	at Iona	L	55-66



2021-22 CANISIUS WOMEN'S BASKETBALL GAME NOTES

THE LAST TIME...

SCORING

Canisius Scored 80+ Points	W, 81-78	vs. Siena (1/29/22)
Canisius Scored 80+ Points in a MAAC Game	W, 81-78	vs. Siena (1/29/22)
Canisius Scored 90+ Points	L, 94-100 (3OT)	at St. Bonaventure (11/13/18)
Canisius Scored 90+ Points in MAAC Game	W, 90-70	vs. Saint Peter's (2/18/07)
Canisius Scored 100+ Points	W, 104-68	vs. Stetson (11/22/02)
Canisius Scored 100+ Points in MAAC Game	W, 100-86	vs. Rider (2/24/02)
Canisius Scored Under 50 Points	L, 44-57	at Marist (1/24/22)
Canisius Scored Under 50 Points in MAAC Game	L, 44-57	at Marist (1/24/22)

MISCELLANEOUS SCORING

Scored 40+ Points in a Half (Excluding OT)	42 (1st Half)	at Niagara (2/26/22)
Scored 45+ Points in a Half (Excluding OT)	48 (1st Half)	at Quinnipiac (1/18/20)
Scored 50+ Points in a Half (Excluding OT)	54 (2nd Half)	vs. Saint Francis (Pa.) (10/30/14)
Scored 90+ Points in Consecutive Games		vs. Rider (100 — 2/24/02) vs. Fairfield (92 — 2/28/02) vs. Stetson (104 — 11/22/02) vs. Rider (100 — 2/24/02) vs. Fairfield (92 — 2/28/02) vs. Stetson (104 — 11/22/02)
Scored 90+ Points in Three Consecutive Games		vs. Fairfield (92 — 2/28/02) vs. Stetson (104 — 11/22/02)
Scored 100+ Points in Consecutive Games	at Manhattan (101 — 1/27/02); vs. Marist (103 (1/31/02)	

OPPONENT SCORING

Scored 80+ Points	L, 78-82	by Niagara (2/26/22)
Scored 80+ Points in a MAAC Game	L, 78-82	by Niagara (2/26/22)
Scored 90+ Points	L, 42-102	by Buffalo (11/9/21)
Scored 90+ Points in a MAAC Game	L, 59-90	by Marist (1/9/20)
Scored 100+ Points	L, 42-102	by Buffalo (11/9/21)
Scored 100+ Points in a MAAC game	L, 86-109	by Manhattan (2/21/97)
Scored Less Than 50 Points	W, 67-47	by Iona (2/4/19)
Scored Less Than 50 Points in a MAAC Game	W, 67-47	by Iona (2/4/19)

SHOOTING

Shot 50% or Better FG in a Game	50.0% (25-of-50)	vs. Siena (1/29/22)
Shot 55% or Better FG in a Game	55.1% (27-of-49)	vs. Iona (2/4/19)
Shot 60% or Better FG in a Game	61.1% (33-of-54)	at Drake (1/12/93)
Shot 30% or Worse FG in a Game	29.4% (15-of-51)	vs. Fairfield (1/15/22)

OPPONENT SHOOTING

Shot 50% or Better FG in a Game	51.8% (29-of-56)	by Rider (2/19/22)
Shot 55% or Better FG in a Game	55.0% (33-of-60)	by Manhattan (2/17/22)
Shot 60% or Better FG in a Game	61.1% (33-of-54)	by Toledo (12/29/19)
Shot 30% or Worse FG in a Game	23.4% (15-of-64)	by Siena (2/1/20)
Shot 25% or Worse FG in a Game	23.4% (15-of-64)	by Siena (2/1/20)

FREE THROW SHOOTING

90% FT or Better in a Game (Min. 10 FTA)	91.7% (11-of-12)	at Saint Peter's (1/20/22)
100% FT in a Game (Min. 10 FTA)	100% (14-of-14)	at Monmouth (3/9/19)
50% FT or Worse FG in a Game (Min. 10 FTA)	50.0% (6-of-12)	at St. Bonaventure (11/17/21)
Attempted 40+ Free Throws	40	vs. Saint Peter's (1/30/09)
Attempted 5 Free Throws or Less	5	at Fairfield (2/5/22)
Made 30 Free Throws	30	vs. Saint Peter's (1/30/09)

3-POINT SHOOTING

Made 10+ 3-Pointers	12	at Niagara (2/26/22)
Made 11+ 3-Pointers	12	at Niagara (2/26/22)
Made 12+ 3-Pointers	12	at Niagara (2/26/22)
Made 13+ 3-Pointers	13	at Manhattan (2/17/22)
Made 14+ 3-Pointers	15	vs. Siena (1/29/22)
Made 15+ 3-Pointers	15	vs. Siena (1/29/22)

MARGIN OF VICTORY / DEFEAT

Won Game Decided by One Point	W, 54-53	vs. Monmouth (2/22/20)
Won Game by 30+ Points	+30 (80-50)	vs. Binghamton (11/25/15)
Won Game by 35+ Points	+42 (70-28)	vs. Rider (2/20/11)
Won Game by 40+ Points	+42 (70-28)	vs. Rider (2/20/11)
Won Game by 45+ Points	+45 (78-33)	vs. Colgate (11/12/07)
Won Game by 50+ Points	+51 (87-36)	vs. Mercyhurst (2/20/86)
Lost Game Decided by One Point	L, 86-87 (OT)	vs. Niagara (1/9/22)
Lost Game by 30+ Points	-36 (37-73)	vs. Fairfield (1/15/22)
Lost Game by 40+ Points	-60 (42-102)	at Buffalo (11/9/21)
Lost Game by 45+ Points	-60 (42-102)	at Buffalo (11/9/21)
Lost Game by 50+ Points	-60 (42-102)	at Buffalo (11/9/21)

Two Consecutive Games Decided by One Point	Never
Two Consecutive Games Decided by Five Points	at Siena (2/24/22 — L, -2) at Niagara (2/26/22 — L, -4) vs. Siena (1/11/20 — L, -2) at Fairfield (1/16/20 — L, -2) at Quinnipiac (1/18/20 — L, -3) at Siena (1/22/16 — L, -4) at Fairfield (1/24/16 — L, -4) at Niagara (1/28/16 — W, +2) vs. Iona (2/1/16 — L, -3) vs. Bryant (1/11/86 — W, +3) at St. Bonaventure (1/16/86 — L, -3) at Colgate (1/18/86 — OTL, -5) vs. Gannon (1/21/86 — OTW, +2) at Indiana (Pa.) (1/24/86 — W, +4)
Three Consecutive Games Decided by Five Points	
Four Consecutive Games Decided by Five Points	
Five Consecutive Games Decided by Five Points	
Won a Game Following a 15-Point Deficit	15 vs. St. Bonaventure (11/17/19 — W, 84-82)
Won a Game Following an 18-Point Deficit	18 at Saint Francis (Pa.) (11/30/14 — W, 87-74)

REBOUNDING

Posted 45+ Rebounds	46	vs. Siena (3/10/20)
Posted 50+ Rebounds	51	vs. UTRGV (11/17/18)
Posted 55+ Rebounds	55	vs. Saint Francis (Pa.) (11/21/15)
Posted 60+ Rebounds	60	vs. Cornell (11/27/98)
Back-to-Back 50+ Rebound Games		at St. Bonaventure (11/13/18 — 51) vs. UTRGV (11/17/18 — 51)
Outrebounded Opponent by 15+	+17 (40-23)	vs. Saint Peter's (1/25/20)
Outrebounded Opponent by 20+	+21 (55-34)	vs. Saint Francis (Pa.) (11/21/15)

OVERTIME GAMES

Won an Overtime Game	W, 64-60 (OT)	vs. Niagara (2/1/18)
Lost an Overtime Game	L, 54-63 (OT)	at Fairfield (2/5/22)
Won an Overtime Game in MAAC Play	W, 64-60 (OT)	vs. Niagara (2/1/18)
Lost an Overtime Game in MAAC Play	L, 54-63 (OT)	at Fairfield (2/5/22)
Game Decided in Two Overtimes	L, 82-90 (2OT)	vs. Fairfield (1/9/04)
Game Decided in Three Overtimes	L, 94-100 (3OT)	at St. Bonaventure (11/13/18)
Played Consecutive Overtime Games		at Niagara (1/28/16 — W, 68-66 — OT) vs. Iona (2/1/16 — L, 76-79 — OT)

TURNOVERS

Committed 20+ Turnovers in a Game	25	at Niagara (2/26/22)
Committed 10 Turnovers or Less in a Game	9	vs. St. Bonaventure (11/17/19)
Committed 8 Turnovers or Less in a Game	6	vs. Rider (2/18/18)
Committed 5 Turnovers or Less in a Game	5	vs. Saint Peter's (2/7/97)

Bold denotes occurred during 2021-22 season



2021-22 CANISIUS WOMEN'S BASKETBALL GAME NOTES

THE LAST TIME A CANISIUS PLAYER...

SCORING

Scored 25+ Points	26	Athina Lexa, vs. Marist (2/12/22)
Scored 30+ Points	30	Danielle Sanderlin, at Saint Peter's (2/15/20)
Scored 35+ Points	36	Jénel Stevens, at Niagara (1/21/03)
Scored 40+ Points	42	Shauna Geronzin, vs. Niagara (2/20/00)
Scored 20+ Points in a Half	20	Sara Hinriksdóttir, 2nd half, at Morehead State (12/19/16)
Two Players Scored 20+ Points in Same Game		Athina Lexa (23), Dani Haskell (20), at Niagara (2/26/22)
Two Players Scored 25+ Points in Same Game		Amanda Cavo (28), Brittané Russell (25), at Missouri State (12/21/08)
Three Players Scored 20+ Points in Same Game		Never since 2000-01
Scored 20+ Points in Two Straight Games		D'Jhai Patterson-Ricks (2), 1/18/20 - 1/23/20
Scored 20+ Points in Three Straight Games		Jénel Stevens (10), 12/21/02 - 1/26/03
Scored 20+ Points in Four Straight Games		Jénel Stevens (10), 12/21/02 - 1/26/03
Scored 20+ Points in Five Straight Games		Jénel Stevens (10), 12/21/02 - 1/26/03
Scored 30+ Points in Two Straight Games		Shauna Geronzin (2), 2/20/00 - 2/25/00
Scored 10+ Points in 10 Straight Games		Dani Haskell (11), 11/20/21 - 1/15/22
Scored 10+ Points in 15 Straight Games		D'Jhai Patterson-Ricks (18), 3/9/19 - 1/25/20
Scored 10+ Points in 20 Straight Games		Jénel Stevens (26), 2/14/02 - 2/12/03
Five Players Score 10+ Points in Same Game		D'Jhai Patterson-Ricks (12), Danielle Sanderlin (12), Shannon Conely (12), Sara Hinriksdóttir (11), Anndea Zeigler (10), vs. Miami (Ohio) (11/9/18)
Six Players Score 10+ Points in Same Game		Cheri Wittlieb (20), Jénel Stevens (17), Becky Zak (14), Lonnie Brown (13), Jessica Steeves (12), Jackie Richards (10), at Fairfield (2/14/04)

SUPERLATIVES

Last Canisius Double-Double		A.J. Timbers (16 pts, 11 reb), vs. Siena (3/10/20)
Last Canisius Double-Double (Pts/Ast)		Brittané Russell (15 pts, 10 ast), vs. Manhattan (1/11/10)
Last Double-Double in Consecutive Games		Danielle Sanderlin vs. Siena (20 pts, 10 reb — 1/11/20) at Fairfield (20 pts, 10 reb — 1/16/20)
Multiple Double-Doubles in Same Game		Marie Warner (17 pts, 10 reb) Brittané Russell (14 pts, 12 reb) vs. Marist (3/8/09)
Last Canisius Triple-Double		Tricia Breznitsky (10 pts, 11 reb, 10 ast), at Marist (1/23/00)
Last 20-Point, 10-Rebound Game		Danielle Sanderlin (23 pts, 12 reb), vs. Niagara (2/24/20)
Last 20-Point, 20-Rebound Game		Marie Warner (23 pts, 21 reb), vs. Saint Peter's (1/30/09)

FIELD GOALS

Made 10+ FG in a Game	10	Danielle Sanderlin, vs. Niagara (2/24/20)
Made 12+ FG in a Game	12	Danielle Sanderlin, at Saint Peter's (2/15/20)
Attempted 15+ FG in a Game	16	Dani Haskell, at Niagara (2/26/22)
Attempted 17+ FG in a Game	17	Athina Lexa, at Rider (2/19/22)
Attempted 20+ FG in a Game	20	Danielle Sanderlin, at Iona (2/27/20)

3-POINT FIELD GOALS

Made 5+ 3-Point FG in a Game	5	Dani Haskell, at Manhattan (2/17/22)
Made 6+ 3-Point FG in a Game	6	Maria Welch, at Monmouth (2/7/16)
Made 7+ 3-Point FG in a Game	7	Amanda Cavo, at Missouri State (12/21/07)
Attempted 10+ 3-Point FG in a Game	11	Dani Haskell, at Manhattan (2/17/22)
Attempted 12+ 3-Point FG in a Game	12	Shaunae Brown, at Manhattan (2/17/22)
Attempted 15+ 3-Point FG in a Game	18	Dani Haskell, vs. Detroit Mercy (11/23/21)
		Mimi LaMagna, vs. Siena (11/24/96)

FREE THROWS

Made 10+ Free Throws in a Game	11	Shayla Sweeney, at Iona (2/27/20)
Made 11+ Free Throws in a Game	11	Shayla Sweeney, at Iona (2/27/20)
Made 12+ Free Throws in a Game	12	D'Jhai Patterson-Ricks, vs. Rider (1/23/20)
Made 13+ Free Throws in a Game	13	Kayla Hoochuli, at Niagara (1/21/15)
Made 14+ Free Throws in a Game	16	Heather Fiore, vs. Colgate (1/22/97)
Made 15+ Free Throws in a Game	16	Heather Fiore, vs. Colgate (1/22/97)
Attempted 10+ Free Throws in a Game	10	Dani Haskell, vs. Quinnipiac (1/27/22)
Attempted 11+ Free Throws in a Game	12	Shayla Sweeney, at Iona (2/27/20)
Attempted 12+ Free Throws in a Game	12	Shayla Sweeney, at Iona (2/27/20)
Attempted 13+ Free Throws in a Game	16	D'Jhai Patterson-Ricks, vs. Rider (1/23/20)
Attempted 14+ Free Throws in a Game	16	D'Jhai Patterson-Ricks, vs. Rider (1/23/20)
Attempted 15+ Free Throws in a Game	16	D'Jhai Patterson-Ricks, vs. Rider (1/23/20)

REBOUNDS

Had 10+ Rebounds	14	Kayla Jackson, at Niagara (2/26/22)
Had 11+ Rebounds	14	Kayla Jackson, at Niagara (2/26/22)
Had 12+ Rebounds	14	Kayla Jackson, at Niagara (2/26/22)
Had 13+ Rebounds	14	Kayla Jackson, at Niagara (2/26/22)
Had 14+ Rebounds	14	Kayla Jackson, at Niagara (2/26/22)
Had 15+ Rebounds	15	Rhay Porter, vs. Rider (1/13/22)
Had 20+ Rebounds	21	Marie Warner, vs. Saint Peter's (1/30/09)
10+ Rebounds in Two Straight Games		10, Rhay Porter, vs. Niagara (1/9/22) 15, Rhay Porter, vs. Rider (1/13/22)

ASSISTS

Had 5+ Assists	5	Shaunae Brown, at Niagara (2/26/22)
Had 6+ Assists	6	Dani Haskell, at Iona (2/3/22)
Had 7+ Assists	7	Cheyenne Stubbs, vs. Niagara (1/9/22)
Had 8+ Assists	8	Tamara Miskovic, vs. Quinnipiac (3/3/17)
Had 9+ Assists	9	Margrét Hálfánardóttir, at Morehead St. (12/19/16)
Had 10+ Assists	10	Brittané Russell, vs. Manhattan (1/11/10)
Had 12+ Assists	13	Becky Zak, vs. Siena (1/5/06)
Had 15+ Assists	15	Tricia Breznitsky, at Siena (1/28/00)

BLOCKS

Had 4+ Blocks	5	Ella Väättänen, vs. Marist (2/12/22)
Had 5+ Blocks	5	Ella Väättänen, vs. Marist (2/12/22)
Had 6+ Blocks	6	Rhay Porter, vs. Niagara (1/9/22)

STEALS

Had 4+ Steals	4	Cheyenne Stubbs, vs. Siena (1/29/22)
Had 5+ Steals	8	Cheyenne Stubbs, vs. Quinnipiac (1/27/22)
Had 6+ Steals	8	Cheyenne Stubbs, vs. Quinnipiac (1/27/22)
Had 7+ Steals	8	Cheyenne Stubbs, vs. Quinnipiac (1/27/22)
Had 8+ Steals	8	Cheyenne Stubbs, vs. Quinnipiac (1/27/22)
Had 9+ Steals	9	Brittané Russell, vs. Colgate (11/12/07)
Had 10+ Steals	10	Mimi LaMagna, vs. Siena (1/12/96)

MINUTES PLAYED

Played Entire Game	40:00	D'Jhai Patterson-Ricks, vs. Quinnipiac (3/7/20)
Played 40+ Minutes		41:20, Shaunae Brown, at Fairfield (2/5/22) 40:13, Erika Joseph, at Fairfield (2/5/22)
Played 45+ Minutes	50:10	Sara Hinriksdóttir, at St. Bonaventure (11/13/18)
	48:13	Shannon Conely, at St. Bonaventure (11/13/18)

FOULS

Fouled Out		Kayla Jackson, at Niagara (2/26/22) Rhay Porter, at Niagara (2/26/22)
Two Players Foul Out		Kayla Jackson and Rhay Porter, at Niagara (2/26/22)
Three Players Foul Out		Laura Buetow, Jessie Lamparski, Megan Lyte, vs. Loyola (Md.) (3/4/06)

Bold denotes occurred during 2021-22 season



2021-22 CANISIUS WOMEN'S BASKETBALL GAME NOTES

2021-22 CANISIUS WOMEN'S BASKETBALL COACHING AND SUPPORT STAFF



SAHAR NUSSEIBEH
HEAD COACH

COACHING HISTORY

2009-11	Cincinnati (Graduate Assistant)
2011-13	Holy Cross (Assistant Coach)
2013-16	Bowling Green (Assistant Coach)
2016-19	Manhattan (Associate Head Coach)
2019-21	Miami (Ohio) (Defensive Coordinator)
2021-Present	Canisius (Head Coach)

PLAYING HISTORY

2006-09	American
---------	----------

YEAR-BY-YEAR RECORD

Year	School	Overall	MAAC
2021-22	Canisius	4-24 (.143)	2-17 (.105)
Overall		4-24 (.143)	2-17 (.105)

NUSSEIBEH'S MILESTONES

Accolade	Date	Opponent	Result
1st Win	11/20/21	vs. Colgate	W, 61-58
1st Division I Win	11/20/21	vs. Colgate	W, 61-58
1st Home Win	11/20/21	vs. Colgate	W, 61-58
1st MAAC Win	1/29/22	vs. Siena	W, 81-78

NUSSEIBEH'S PHILOSOPHY

FEET IN

Fully committed with two feet in and being present in the moment

ARMS OUT

Reaching out to help one another — whether on campus or in the community

EYES UP

Confidence and presence. It's how you carry yourself and respect one another

SAHAR NUSSEIBEH was officially named the 10th head coach in Canisius women's basketball program history on July 23, 2021. A long-time assistant coach with 12 years of Division I coaching experience, Nusseibeh takes over the Canisius program after spending the previous two seasons (2019-20, 2020-21) at Miami University where she also held the title of defensive coordinator.


As the defensive coordinator at Miami University in Oxford, Ohio, Nusseibeh was responsible for developing and implementing all aspects of team and individual defensive concepts. She also worked on game planning the team's defensive strategies and was in charge of all defensive play calls and in-game adjustments during timeouts and in-game action. Prior to joining the Redhawks' staff, she spent three seasons (2016-17 through 2018-19) as the associate head coach, recruiting coordinator and defensive coordinator at Manhattan College in Riverdale, N.Y.

In her time at Manhattan, Nusseibeh played a key role in recruiting and coaching five All-MAAC selections, two MAAC All-Rookie Team honorees and the 2019 MAAC Women's Defensive Player of the Year. One of the Women's Basketball Coaches Association's (WBCA) "Thirty Under 30" honorees in 2016, Nusseibeh led the Jaspers' defensive efforts which saw Manhattan rank among the top-five in the MAAC in scoring defense, blocked shots and turnovers forced in three-straight seasons. In her final year at Manhattan, the Jaspers ranked 17th nationally in scoring defense (56.3 points per game allowed), while ranking in the top-100 nationally in field goal percentage defense (75th), steals per game (76th), blocked shots per game (63rd) and turnovers forced (79th).

Nusseibeh was a part of the Bowling Green coaching staff for three seasons (2013-14 through 2015-16) and helped lead the Falcons to a 2013-14 Mid-American Conference regular season crown after the team went 30-5 overall and 17-1 in league play. She recruited and coached five All-MAC honorees, including an All-America selection, and she played a key role in helping Bowling Green earn three-straight WBCA Top-25 Team Academic Awards. Nusseibeh began her collegiate coaching career as a graduate assistant at Cincinnati, where she was the video coordinator, academic liaison and assisted in coaching the post players. She then spent two seasons at Holy Cross as an assistant coach where she also handled video operations and worked with the posts. Prior to beginning her collegiate coaching career, Nusseibeh completed internships with the WNBA's Atlanta Dream (2007) and Washington Mystics (2009), and worked with USA Basketball on preparing the U19 World University Games teams for competitions in Thailand and Serbia.

A member of the 2006 Patriot League All-Rookie Team, Nusseibeh played 116 career games at American, where she won a pair of league regular season titles as a member of the Eagles' program. She was a member of the program when it made a pair of WNIT appearances, the first two postseason berths in program history.

Nusseibeh earned her undergraduate degree in international relations/international business from American in 2009 and then went on to earn her MBA from Cincinnati in 2011.



JARED ZEIDMAN

1st season



Zeidman joined Nusseibeh's coaching staff after spending the previous nine seasons as the associate head coach and recruiting coordinator at Union College in Schenectady, N.Y. Prior to his tenure at Union, Zeidman spent three seasons at Buffalo on the staff of then-Bulls and current Canisius men's basketball head coach **REGGIE WITHERSPOON**. Zeidman graduated from Quinnipiac in 2008 with a degree in media studies before earning his master's in student affairs administration from Buffalo in 2011.

BEN LOBER

2nd season



Lober is currently in his second season with the Canisius women's basketball program, serving as the team's Academic and Operations coach. Prior to arriving on Main Street, Lober was a student manager on the Michigan State women's basketball team for the 2018-19 season before being appointed the head manager for the 2019-20 season. Lober graduated from Michigan State in 2020 with a degree in economics.

TAYLOR KENNEY

2nd season at Canisius, 1st with program



Kenney is in her second season at Canisius on the athletic training staff and in her first season with the women's basketball program. She served as the trainer for Canisius' men's soccer and club sports teams during the 2020-21 season. A graduate of SUNY Cortland, during her undergraduate studies, Kenney was an athletic training student with the school's football, men's and women's soccer, field hockey and men's lacrosse programs. She graduated with an athletic training degree from SUNY Cortland in 2019.

KRISTA BEECHY

1st season



Beechy joined Canisius' staff after a five-year tenure at Furman. In her role with the Paladins' women's program, she was responsible for aiding recruiting, scouting and player development. Prior to Furman, she spent three years at Kent State as its Director of Basketball Operations. A 2010 graduate of Grove City College with a business management degree, she received her master's in business administration with a finance concentration from Winthrop in 2014.



2021-22 CANISIUS WOMEN'S BASKETBALL GAME NOTES



CAREER HONORS

2020-21 MAAC All-Academic Team

2021-22 SEASON HIGHS

Points	16	at St. Bonaventure (11/17/21)
Field Goals	6 (2x)	Last: at Fairfield (2/5/22)
Field Goal Att.	15 (2x)	Last: vs. Colgate (11/20/21)
3-PT Field Goals	4 (2x)	Last: at Marist (1/24/22)
3-PT Field Goal Att.	10 (2x)	Last: at Manhattan (2/17/22)
Free Throws	3	vs. Saint Peter's (12/19/21)
Free Throw Att.	4 (4x)	Last: vs. Marist (2/12/22)
Rebounds	7	vs. Saint Peter's (12/19/21)
Assists	6	at Duquesne (12/1/21)
Blocks	1	at Marist (1/24/22)
Steals	2 (6x)	Last: at Manhattan (2/17/22)

CAREER HIGHS

Points	16	at St. Bonaventure (11/17/21)
Field Goals	6 (2x)	Last: at Fairfield (2/5/22)
Field Goal Att.	15 (2x)	Last: vs. Colgate (11/20/21)
3-PT Field Goals	4 (2x)	Last: at Marist (1/24/22)
3-PT Field Goal Att.	10 (2x)	Last: at Manhattan (2/17/22)
Free Throws	3	vs. Saint Peter's (12/19/21)
Free Throw Att.	5	at Saint Peter's (12/19/20)
Rebounds	7	vs. Saint Peter's (12/19/21)
Assists	6 (2x)	Last: at Duquesne (12/1/21)
Blocks	1 (2x)	Last: at Marist (1/24/22)
Steals	2 (8x)	Last: at Manhattan (2/17/22)

MISCELLANEOUS

	FR	SO	JR	TOTAL
Double-Doubles	—	—	—	—
10+ Points	1	3	11	15
20+ Points	—	—	—	—
5+ Rebounds	—	1	3	4
10+ Rebounds	—	—	—	—
5+ Assists	—	1	2	3
2+ 3-PT Field Goals	1	3	12	16
2+ Steals	—	2	6	8
2+ Blocks	—	—	—	—
Led Team in Points	—	1	6	7
Led Team in Rebs.	—	1	1	2
Led Team in Assists	2	1	9	12
Led Team in Steals	—	2	5	7
Led Team in Blocks	—	1	—	1

SHAUNAE BROWN

(SHAW-NAY)

JUNIOR • GUARD • 5-5 • TORONTO, ONTARIO • J. ADDISON

2021-22 SEASON STATS

PPG	RPG	APG	FG%	3-FG%	FT%
7.6	2.3	2.2	34.5	33.9	55.6

LAST APPEARANCE — AT NIAGARA (2/26/22)

MIN	PTS	FG	3-FG	REB	AST
31:14	13	5-7	3-4	2	5

2021-22 • JUNIOR SEASON

• Logged career-high seven rebounds in MAAC opener against Saint Peter's (Dec. 19) ... six assists at Duquesne (Dec. 1), tying single-game best ... scored go-ahead basket with 13 seconds left in victory over Colgate (Nov. 20) ... netted career-high 16 points at St. Bonaventure (Nov. 17)

2020-21 • SOPHOMORE SEASON

• Started all five games during the pandemic-shortened season ... scored career-high 13 points, grabbed five boards and played 38 minutes at Marist (Dec. 12) ... averaged team-leading 36.8 minutes played per contest

2019-20 • FRESHMAN SEASON

• Played in 29 games, starting seven ... scored season-high 11 points on 5-for-8 shooting at Quinnipiac (Jan. 18) ... played season-high 28 minutes, going 3-of-4 from 3-point range at Iona (Feb. 27)

BEFORE CANISIUS

• Played one season at J. Addison, averaged 16 points, six rebounds, five assists and two steals per game

PERSONAL

• Born Aug. 31, 2001 ... majoring in human services

2021-22 SEASON STATS

OPPONENT	GS	MP	FG-A	PCT	3P-PA	PCT	FT-A	PCT	O-D-T	PF	A	TO	BLK	STL	PTS
at Buffalo (11/9)	*	31:24	1-11	.091	0-2	.000	0-0	—	2-0-2	2	2	4	0	0	2
at Binghamton (11/13)	*	25:58	2-10	.200	1-3	.333	0-0	—	1-2-3	4	1	8	0	2	5
at St. Bonaventure (11/17)	*	31:44	6-15	.400	3-8	.375	1-2	.500	0-2-2	0	3	1	0	2	16
COLGATE (11/20)	*	34:27	5-15	.333	1-7	.143	2-2	1.000	0-5-5	2	4	1	0	0	13
DETROIT MERCY (11/23)	*	16:15	1-5	.200	0-2	.000	0-0	—	0-0-0	0	2	2	0	0	2
ROBERT MORRIS (11/27)	*	32:25	1-6	.167	1-4	.250	1-4	.250	0-0-0	0	2	0	0	0	4
at Duquesne (12/1)	*	30:49	4-7	.571	3-5	.600	0-0	—	2-3-5	2	6	2	0	0	11
YOUNGSTOWN ST. (12/8)	*	35:33	3-8	.375	0-1	.000	2-4	.500	0-1-1	2	2	5	0	0	8
at UAlbany (12/15)	*	28:41	0-6	.000	0-5	.000	0-0	—	0-1-1	1	1	6	0	1	0
SAINT PETER'S (12/19)	*	32:19	4-10	.400	2-3	.667	3-4	.750	1-6-7	1	4	4	0	0	13
MANHATTAN (12/21)	*	24:10	5-10	.500	1-5	.200	0-0	—	0-2-2	1	3	1	0	0	11
NIAGARA (1/9)	*	31:15	2-8	.250	0-3	.000	2-3	.667	0-1-1	2	4	2	0	0	6
RIDER (1/13)	*	28:06	2-7	.286	0-2	.000	0-0	—	0-4-4	2	1	1	0	1	4
FAIRFIELD (1/15)	*	21:58	2-6	.333	2-3	.667	0-0	—	0-1-1	0	0	5	0	0	6
at Saint Peter's (1/20)	*	32:33	4-8	.500	4-6	.667	0-0	—	0-1-1	1	4	1	0	1	12
at Monmouth (1/22)	*	27:23	0-5	.000	0-2	.000	0-0	—	0-2-2	1	0	1	0	0	0
at Marist (1/24)	*	29:20	4-12	.333	4-10	.400	0-0	—	0-4-4	2	1	2	1	2	12
QUINNIPAC (1/27)	*	24:59	0-3	.000	0-1	.000	0-0	—	0-0-0	0	1	1	0	0	0
SIENA (1/29)	*	29:03	3-5	.600	3-3	1.000	0-0	—	0-2-2	1	4	2	0	2	9
at Iona (2/3)	*	26:53	2-7	.286	2-4	.500	0-0	—	0-3-3	0	1	2	0	0	6
at Fairfield (2/5)	*	41:20	6-10	.600	2-5	.400	1-2	.500	0-3-3	2	0	2	0	0	15
at Quinnipiac (2/7)	*	33:54	5-13	.385	2-7	.286	2-2	1.000	3-1-4	1	3	0	0	2	14
MONMOUTH (2/10)	*	33:58	4-10	.400	1-4	.250	0-0	—	1-1-2	3	2	2	0	1	9
MARIST (2/12)	*	27:40	2-8	.250	1-4	.250	1-4	.250	1-2-3	2	1	3	0	1	6
at Manhattan (2/17)	*	32:21	4-14	.286	2-10	.200	0-0	—	1-1-2	1	4	3	0	2	10
at Rider (2/19)	*	24:03	2-4	.500	0-1	.000	0-0	—	0-1-1	0	1	1	0	0	4
at Siena (2/24)	*	15:51	1-2	.500	1-1	1.000	0-0	—	0-1-1	0	0	0	0	0	3
at Niagara (2/26)	*	31:14	5-7	.714	3-4	.750	0-0	—	1-1-2	2	5	3	0	0	13
IONA (3/5)															

BROWN'S CAREER YEAR-BY-YEAR STATISTICS

SEASON	GP	GS	MIN	AVG	FG	FGA	PCT	3-FG	3-FGA	PCT	FT	FTA	PCT	OFF	DEF	TOT	AVG	PF	FO	AST	TO	BLK	STL	PTS	AVG
2019-20	29	7	430	14.8	38	98	.388	10	33	.303	0	0	.000	2	29	31	1.1	23	0	23	30	0	2	86	3.0
2020-21	5	5	184	36.8	17	53	.321	9	26	.346	5	9	.556	1	14	15	3.0	7	0	18	12	1	4	48	9.6
2021-22	28	28	816	29.1	80	232	.345	39	115	.339	15	27	.556	13	51	64	2.3	35	0	62	65	1	17	214	7.6
TOTALS	62	40	1430	23.1	135	383	.352	58	174	.333	20	36	.556	16	94	110	1.8	65	0	103	107	2	23	348	5.6



2021-22 CANISIUS WOMEN'S BASKETBALL GAME NOTES

LYDIA GATTOZZI (GUH-TOE-ZEE)

FRESHMAN • GUARD • 5-10 • CHARDON, OHIO • BEAUMONT

2021-22 SEASON STATS

PPG	RPG	APG	FG%	3-FG%	FT%
5.3	2.0	0.5	37.8	26.2	70.0

LAST APPEARANCE — AT NIAGARA (2/26/22)

MIN	PTS	FG	3-FG	REB	AST
7:19	2	1-2	0-1	1	0

2021-22 • FRESHMAN SEASON

• Recorded season-highs in points (17) and rebounds (7) in first collegiate start against Niagara (Jan. 9) ... named MAAC Rookie of the Week after scoring then-season-high 15 points at Duquesne (Dec. 1) ... logged first multi-steal performance vs. Colgate (Nov. 20)

BEFORE CANISIUS

• Played four seasons for Beaumont School earning four varsity letters ... Beaumont's all-time leading scorer with 1,496 points ... chosen to Division II All-Ohio Honorable Mention teams following freshman and sophomore campaigns for the Blue Streaks ... selected as a Division II All-Ohio Special Mention members at the conclusion of her junior and senior seasons

PERSONAL

• Born Oct. 11, 2002 ... daughter of Nick and Stefani Gattozzi ... has a brother, Nick ... father played football at Allegheny College ... majoring in journalism

2021-22 SEASON STATS

OPPONENT	GS	MP	FG-A	PCT	3P-PA	PCT	FT-A	PCT	O-D-T	PF	A	TO	BLK	STL	PTS
at Buffalo (11/9)		28:33	2-8	.250	1-4	.250	0-2	.000	2-1-3	2	1	2	0	0	5
at Binghamton (11/13)		20:11	2-8	.250	0-1	.000	1-2	.500	0-3-3	1	0	3	0	0	5
at St. Bonaventure (11/17)		20:54	2-5	.400	0-1	.000	4-4	1.000	0-0-0	1	0	1	0	0	8
COLGATE (11/20)		24:39	3-10	.300	0-2	.000	2-3	.667	0-2-2	0	2	0	0	2	8
DETROIT MERCY (11/23)		19:55	0-4	.000	0-1	.000	2-2	1.000	0-2-2	0	2	3	0	0	2
ROBERT MORRIS (11/27)		16:24	1-5	.200	0-1	.000	1-2	.500	1-3-4	2	0	0	0	0	3
at Duquesne (12/1)		23:05	6-12	.500	3-7	.429	0-0	—	2-2-4	3	1	4	2	0	15
YOUNGSTOWN ST. (12/8)		24:29	3-8	.375	1-3	.333	2-2	1.000	2-1-3	3	0	0	0	0	9
at UAlbany (12/15)		18:57	1-6	.167	0-3	.000	0-0	—	0-1-1	3	1	1	1	1	2
SAINT PETER'S (12/19)		17:08	4-7	.571	2-4	.500	2-2	1.000	1-1-2	0	0	1	0	0	12
MANHATTAN (12/21)		18:52	1-1	1.000	1-1	1.000	4-6	.667	0-0-0	1	1	3	0	1	7
NIAGARA (1/9)	*	35:36	6-11	.545	0-1	.000	5-6	.833	4-3-7	4	1	3	0	0	17
RIDER (1/13)		15:09	1-4	.250	0-2	.000	0-0	—	0-2-2	1	1	2	0	0	2
FAIRFIELD (1/15)		18:22	1-3	.333	0-1	.000	0-0	—	1-0-1	1	2	1	0	0	2
at Saint Peter's (1/20)		19:30	0-2	.000	0-1	.000	2-2	1.000	0-1-1	1	1	4	0	1	2
at Monmouth (1/22)		9:48	1-4	.250	0-0	—	1-1	1.000	2-1-3	0	0	1	0	0	3
at Marist (1/24)		18:15	2-4	.500	1-2	.500	1-1	1.000	1-2-3	1	0	2	0	0	6
QUINNIPIAC (1/27)		12:59	0-1	.000	0-0	—	0-0	—	0-1-1	1	0	2	0	0	0
SIENA (1/29)		17:37	4-7	.571	0-1	.000	4-7	.571	0-1-1	2	2	3	0	0	12
at Iona (2/3)		19:44	3-4	.750	0-0	—	1-1	1.000	0-2-2	1	0	4	0	1	7
at Fairfield (2/5)		15:24	3-3	1.000	0-0	—	0-1	.000	0-3-3	0	0	1	0	1	6
at Quinnipiac (2/7)		17:47	1-6	.167	1-2	.500	3-6	.500	1-1-2	1	0	1	0	0	6
MONMOUTH (2/10)		10:01	0-0	—	0-0	—	0-0	—	1-1-2	1	0	0	0	0	0
MARIST (2/12)		10:49	0-0	—	0-0	—	0-0	—	0-1-1	0	0	1	0	0	0
at Manhattan (2/17)		10:26	0-3	.000	0-1	.000	0-0	—	0-0-0	1	0	1	0	1	0
at Rider (2/19)		8:47	1-2	.500	1-1	1.000	0-0	—	1-0-1	0	0	1	0	0	3
at Siena (2/24)		7:59	2-5	.400	0-1	.000	0-0	—	2-0-2	1	0	1	0	0	4
at Niagara (2/26)		7:19	1-2	.500	0-1	.000	0-0	—	0-1-1	0	0	0	0	0	2
IONA (3/5)															

CAREER HONORS

MAAC Rookie of the Week (Dec. 6, 2021)

SEASON / CAREER HIGHS

Points	17	vs. Niagara (1/9/22)
Field Goals	6	at Duquesne (12/1/21)
Field Goal Att.	12	vs. Niagara (1/9/22)
3-PT Field Goals	3	at Duquesne (12/1/21)
3-PT Field Goal Att.	7	at Duquesne (12/1/21)
Free Throws	5	vs. Niagara (1/9/22)
Free Throw Att.	7	vs. Siena (1/29/22)
Rebounds	7	vs. Niagara (1/9/22)
Assists	2 (4x), Last: vs. Siena (1/29/22)	
Blocks	2	at Duquesne (12/1/21)
Steals	2	vs. Colgate (11/20/21)

MISCELLANEOUS

	FR	TOTAL
Double-Doubles	—	—
10+ Points	4	4
20+ Points	—	—
5+ Rebounds	1	1
10+ Rebounds	—	—
5+ Assists	—	—
2+ 3-PT Field Goals	2	2
2+ Steals	1	1
2+ Blocks	1	1
Led Team in Points	1	1
Led Team in Rebs.	—	—
Led Team in Assists	1	1
Led Team in Steals	2	2
Led Team in Blocks	2	2

GATTOZZI'S CAREER YEAR-BY-YEAR STATISTICS

SEASON	GP	GS	MIN	AVG	FG	FGA	PCT	3-FG	3-FGA	PCT	FT	FTA	PCT	OFF	DEF	TOT	AVG	PF	FO	AST	TO	BLK	STL	PTS	AVG
2021-22	28	1	489	17.5	51	135	.378	11	42	.262	35	50	.700	21	36	57	2.0	32	0	15	46	3	8	148	5.3
TOTALS	28	1	489	17.5	51	135	.378	11	42	.262	35	50	.700	21	36	57	2.0	32	0	15	46	3	8	148	5.3



2021-22 CANISIUS WOMEN'S BASKETBALL GAME NOTES



ELLA VÄÄTÄNEN (VAH-TA-NIHN)

GRADUATE STUDENT • FORWARD • 6-1 • TUUSULA, FINLAND • MÄKELÄNRINNE / LIU

2021-22 SEASON STATS

PPG	RPG	BPG	FG%	3-FG%	FT%
3.5	2.8	1.1	27.8	29.0	40.0

LAST APPEARANCE — AT NIAGARA (2/26/22)

MIN	PTS	FG	FT	REB	BLK
11:23	1	0-1	1-2	1	0

2021-22 • GRADUATE SEASON

• Blocked career-high five shots vs. Marist (Feb. 12) ... hauled in career-high nine rebounds at Fairfield (Feb. 5) ... established career-high for 3-pointers made (3) at Iona (Feb. 3) ... tied season-high two assists against Fairfield (Jan. 15) ... scored 10 points against Niagara (Jan. 9), recording second 10-point game of career

2020-21 • SENIOR SEASON

• Appeared in all five games, making two starts during pandemic-shortened season ... finished with 13 points, three blocks and two steals

BEFORE CANISIUS

• Played three seasons at Long Island University, logging 81 games played (27 starts) with the Sharks ... attended Mäkelänrinne High School in Helsinki and played club basketball at Helsinki Basketball Academy

PERSONAL

• Born Dec. 5, 1997 ... daughter of Jari and Aija Väättänen ... has a brother, Arttu ... received her bachelor's degree in communications ... currently pursuing her master's in sport administration

2021-22 SEASON HIGHS

Points	10	vs. Niagara (1/9/22)
Field Goals	4	vs. Niagara (1/9/22)
Field Goal Att.	9	vs. Niagara (1/9/22)
3-PT Field Goals	3	at Iona (2/3/22)
3-PT Field Goal Att.	5	at UAlbany (12/15/21)
Free Throws	2	vs. Manhattan (12/21/21)
Free Throw Att.	4	vs. Youngstown State (12/8/21)
Rebounds	9	at Fairfield (2/5/22)
Assists	2	at UAlbany (12/15/21)
Blocks	5	vs. Marist (2/12/22)
Steals	2	(4x), Last: at Iona (2/3/22)

CAREER HIGHS

Points	11	vs. UC Irvine (11/23/18)*
Field Goals	5	vs. UC Irvine (11/23/18)*
Field Goal Att.	12	at Grand Canyon (11/24/18)*
3-PT Field Goals	3	at Iona (2/3/22)
3-PT Field Goal Att.	5 (3x), Last: at UAlbany (12/15/21)	
Free Throws	2 (7x), Last: at Rider (2/19/22)	
Free Throw Att.	4 (3x), Last: vs. Ytown State (12/8/21)	
Rebounds	9	at Fairfield (2/5/22)
Assists	3 (3x), Last: vs. Sacred Heart (2/18/19)*	
Blocks	5	vs. Marist (2/12/22)
Steals	3	vs. Mount St. Mary's (2/11/19)*

Note: * - Denotes career highs set at LIU

MISCELLANEOUS

	FR	SO	JR	SR	GR	TOT
Double-Doubles	—	—	—	—	—	—
10+ Points	—	1	—	—	1	2
20+ Points	—	—	—	—	—	—
5+ Rebounds	1	5	—	—	6	12
10+ Rebounds	—	—	—	—	—	—
5+ Assists	—	—	—	—	—	—
2+ 3-PT Field Goals	1	2	—	—	5	8
2+ Steals	3	7	1	—	4	15
2+ Blocks	2	7	2	—	7	18
Led Team in Points	—	—	—	—	—	—
Led Team in Rebs.	—	1	—	—	1	2
Led Team in Assists	—	—	—	—	1	1
Led Team in Steals	2	4	—	1	3	10
Led Team in Blocks	2	10	4	2	10	28

Shaded columns denote seasons at LIU

2021-22 SEASON STATS

OPPONENT	GS	MP	FG-A	PCT	3P-PA	PCT	FT-A	PCT	O-D-T	PF	A	TO	BLK	STL	PTS
at Buffalo (11/9)	*	14:40	0-5	.000	0-2	.000	0-0	—	0-3-3	4	1	2	0	0	0
at Binghamton (11/13)	*	28:08	0-3	.000	0-1	.000	0-0	—	2-3-5	2	1	1	0	2	0
at St. Bonaventure (11/17)	*	21:25	2-5	.400	1-3	.333	0-0	—	2-1-3	2	0	3	1	0	5
COLGATE (11/20)	*	15:04	1-3	.333	1-3	.333	0-0	—	0-2-2	2	1	2	0	1	3
DETROIT MERCY (11/23)	*	12:32	1-3	.333	1-3	.333	0-2	.000	0-2-2	1	0	0	0	0	3
ROBERT MORRIS (11/27)	*	23:00	1-3	.333	0-2	.000	0-0	—	0-0-0	1	1	1	1	1	2
at Duquesne (12/1)	*	23:35	1-5	.200	0-2	.000	0-0	—	1-2-3	1	1	0	1	1	2
YOUNGSTOWN ST. (12/8)	*	21:40	2-3	.667	0-1	.000	1-4	.250	2-2-4	5	0	3	2	0	5
at UAlbany (12/15)	*	25:21	3-7	.429	2-5	.400	0-0	—	1-1-2	2	2	2	1	0	8
SAINT PETER'S (12/19)	*	24:57	1-6	.167	0-2	.000	0-0	—	2-0-2	1	1	3	2	2	2
MANHATTAN (12/21)	*	25:54	0-4	.000	0-3	.000	2-3	.667	1-3-4	2	0	3	3	2	2
NIAGARA (1/9)	*	29:34	4-9	.444	2-4	.500	0-1	.000	1-3-4	4	0	2	1	1	10
RIDER (1/13)	*	28:05	2-8	.250	0-3	.000	1-2	.500	1-4-5	4	0	2	3	1	5
FAIRFIELD (1/15)	*	21:38	0-6	.000	0-0	—	0-0	—	1-2-3	1	2	1	1	0	0
at Saint Peter's (1/20)	*	11:58	0-3	.000	0-2	.000	0-0	—	0-0-0	2	0	1	0	0	0
at Monmouth (1/22)	*	12:06	0-1	.000	0-1	.000	0-0	—	0-1-1	0	0	2	0	0	0
at Marist (1/24)	*	24:23	1-5	.200	1-4	.250	0-0	—	1-0-1	1	1	0	0	0	3
QUINNIPIAC (1/27)	*	22:54	2-8	.250	2-4	.500	0-0	—	0-5-5	2	0	2	4	1	6
SIENA (1/29)	*	19:38	2-3	.667	1-1	1.000	0-0	—	4-1-5	4	1	0	0	1	5
at Iona (2/3)	*	26:12	3-5	.600	3-4	.750	0-0	—	1-1-2	3	0	2	1	2	9
at Fairfield (2/5)	*	18:46	2-4	.500	2-4	.500	0-0	—	1-8-9	4	0	2	1	0	6
at Quinnipiac (2/7)	*	16:53	0-4	.000	0-3	.000	1-2	.500	0-2-2	0	0	1	1	0	1
MONMOUTH (2/10)	*	19:44	2-5	.400	1-3	.333	0-0	—	1-1-2	3	0	0	0	0	5
MARIST (2/12)	*	15:26	1-5	.200	1-3	.333	0-0	—	1-0-1	2	0	2	5	0	3
at Manhattan (2/17)	*	11:56	0-1	.000	0-1	.000	0-0	—	1-1-2	2	0	3	0	0	0
at Rider (2/19)	*	15:16	2-5	.400	1-2	.500	2-2	1.000	0-0-0	0	0	0	1	0	7
at Siena (2/24)	*	20:00	2-6	.333	1-3	.333	0-2	.000	3-2-5	0	0	1	2	0	5
at Niagara (2/26)	*	11:23	0-1	.000	0-0	—	1-2	.500	1-0-1	0	0	0	0	0	1
IONA (3/5)	*														

VÄÄTÄNEN'S CAREER YEAR-BY-YEAR STATISTICS

SEASON	GP	GS	MIN	AVG	FG	FGA	PCT	3-FG	3-FGA	PCT	FT	FTA	PCT	OFF	DEF	TOT	AVG	PF	FO	AST	TO	BLK	STL	PTS	AVG
2017-18	30	2	295	9.8	13	55	.236	6	33	.182	3	11	.273	13	19	32	1.1	36	0	4	28	8	13	35	1.2
2018-19	29	22	687	23.7	40	121	.331	11	55	.200	11	24	.458	19	56	75	2.6	70	0	19	48	25	20	102	3.5
2019-20	22	3	199	9.1	14	43	.326	0	10	.000	4	5	.800	9	13	22	1.0	28	0	7	15	7	7	32	1.5
2020-21	5	2	106	21.2	6	22	.273	1	8	.125	0	0	.000	3	8	11	2.2	15	0	0	9	3	2	13	2.6
2021-22	28	25	562	20.1	35	126	.278	20	69	.290	8	20	.400	28	50	78	2.8	55	1	12	41	31	15	98	3.5
TOTALS	114	54	1849	16.2	108	367	.294	38	175	.217	26	60	.433	72	146	218	1.9	204	1	42	141	74	57	280	2.5

Gray shaded lines denote time spent at LIU



2021-22 CANISIUS WOMEN'S BASKETBALL GAME NOTES



SEASON / CAREER HIGHS

Points	
Field Goals	
Field Goal Att.	
3-PT Field Goals	
3-PT Field Goal Att.	
Free Throws	
Free Throw Att.	
Rebounds	
Assists	
Blocks	
Steals	

MISCELLANEOUS

	FR	SO	TOT
Double-Doubles			
10+ Points			
20+ Points			
5+ Rebounds			
10+ Rebounds			
5+ Assists			
2+ 3-PT Field Goals			
2+ Steals			
2+ Blocks			
Led Team in Points			
Led Team in Rebs.			
Led Team in Assists			
Led Team in Steals			
Led Team in Blocks			

Shaded columns denote seasons at Rhode Island

GIANA HERNANDEZ-BOULDEN

SOPHOMORE • GUARD • 6-1 • HAMILTON, N.J. • TRENTON CATHOLIC ACADEMY / RHODE ISLAND

2021-22 SEASON STATS

PPG	RPG	APG	FG%	3-FG%	FT%
—	—	—	—	—	—

LAST APPEARANCE — NONE

MIN	PTS	FG	3-FG	REB	AST
—	—	—	—	—	—

BEFORE CANISIUS

• Started 2020-21 season at West Virginia before transferring to Rhode Island ... averaged 11 points and seven rebounds during senior campaign at Trenton Catholic Academy, aiding team to Mercer County Tournament Championship title ... 2020 McDonald's All-American Game nominee ... 59th-ranked guard in class of 2020 by ESPN ... Named *The Trentonian* Player of the Year in 2020 and was two-time All-Area First Team nominee ... aided Trenton Catholic Academy to three consecutive Mercer County Championship game appearances ... represented Puerto Rico in 2017 FIBA Under-16 America's Women's Basketball Championship in Argentina, averaging 6.4 points and 4.6 rebounds in five games

PERSONAL

• Born Sept. 20, 2002 ... majoring in strategic communication

2021-22 SEASON STATS

OPPONENT	GS	MP	FG-A	PCT	3P-PA	PCT	FT-A	PCT	O-D-T	PF	A	TO	BLK	STL	PTS
at Buffalo (11/9)									---	DID NOT PLAY (NOT ON ROSTER)	---				
at Binghamton (11/13)									---	DID NOT PLAY (NOT ON ROSTER)	---				
at St. Bonaventure (11/17)									---	DID NOT PLAY (NOT ON ROSTER)	---				
COLGATE (11/20)									---	DID NOT PLAY (NOT ON ROSTER)	---				
DETROIT MERCY (11/23)									---	DID NOT PLAY (NOT ON ROSTER)	---				
ROBERT MORRIS (11/27)									---	DID NOT PLAY (NOT ON ROSTER)	---				
at Duquesne (12/1)									---	DID NOT PLAY (NOT ON ROSTER)	---				
YOUNGSTOWN ST. (12/8)									---	DID NOT PLAY (NOT ON ROSTER)	---				
at UAlbany (12/15)									---	DID NOT PLAY (NOT ON ROSTER)	---				
SAINT PETER'S (12/19)									---	DID NOT PLAY (NOT ON ROSTER)	---				
MANHATTAN (12/21)									---	DID NOT PLAY (NOT ON ROSTER)	---				
NIAGARA (1/9)									---	DID NOT PLAY (NOT ON ROSTER)	---				
RIDER (1/13)									---	DID NOT PLAY (NOT ON ROSTER)	---				
FAIRFIELD (1/15)									---	DID NOT PLAY (NOT ON ROSTER)	---				
at Saint Peter's (1/20)									---	DID NOT PLAY (NOT ON ROSTER)	---				
at Monmouth (1/22)									---	DID NOT PLAY (NOT ON ROSTER)	---				
at Marist (1/24)									---	DID NOT PLAY (NOT ON ROSTER)	---				
QUINNIPIAC (1/27)									---	DID NOT PLAY (INELIGIBLE DUE TO NCAA TRANSFER REGULATIONS)	---				
SIENA (1/29)									---	DID NOT PLAY (INELIGIBLE DUE TO NCAA TRANSFER REGULATIONS)	---				
at Iona (2/3)									---	DID NOT PLAY (INELIGIBLE DUE TO NCAA TRANSFER REGULATIONS)	---				
at Fairfield (2/5)									---	DID NOT PLAY (INELIGIBLE DUE TO NCAA TRANSFER REGULATIONS)	---				
at Quinnipiac (2/7)									---	DID NOT PLAY (INELIGIBLE DUE TO NCAA TRANSFER REGULATIONS)	---				
MONMOUTH (2/10)									---	DID NOT PLAY (INELIGIBLE DUE TO NCAA TRANSFER REGULATIONS)	---				
MARIST (2/12)									---	DID NOT PLAY (INELIGIBLE DUE TO NCAA TRANSFER REGULATIONS)	---				
at Manhattan (2/17)									---	DID NOT PLAY (INELIGIBLE DUE TO NCAA TRANSFER REGULATIONS)	---				
at Rider (2/19)									---	DID NOT PLAY (INELIGIBLE DUE TO NCAA TRANSFER REGULATIONS)	---				
at Siena (2/24)									---	DID NOT PLAY (INELIGIBLE DUE TO NCAA TRANSFER REGULATIONS)	---				
at Niagara (2/26)									---	DID NOT PLAY (INELIGIBLE DUE TO NCAA TRANSFER REGULATIONS)	---				
IONA (3/5)									---	DID NOT PLAY (INELIGIBLE DUE TO NCAA TRANSFER REGULATIONS)	---				

HERNANDEZ-BOULDEN'S CAREER YEAR-BY-YEAR STATISTICS

SEASON	GP	GS	MIN	AVG	FG	FGA	PCT	3-FG	3-FGA	PCT	FT	FTA	PCT	OFF	DEF	TOT	AVG	PF	FO	AST	TO	BLK	STL	PTS	AVG
2020-21																	---	DID NOT PLAY	---						
2021-22	0	0	0	0.0	0	0	.000	0	0	.000	0	0	.000	0	0	0	0.0	0	0	0	0	0	0	0	0.0
TOTALS	0	0	0	0.0	0	0	.000	0	0	.000	0	0	.000	0	0	0	0.0	0	0	0	0	0	0	0	0.0

Gray shaded lines denote time spent at Rhode Island



2021-22 CANISIUS WOMEN'S BASKETBALL GAME NOTES



HANNAH DOLAN

(DOH-LIN)

• GUARD • 5-10 • WILLIAMSVILLE, N.Y. • WILLIAMSVILLE SOUTH / NORTHFIELD MOUNT HERMON

2021-22 SEASON STATS

PPG	RPG	APG	FG%	3-FG%	FT%
—	—	—	—	—	—

LAST APPEARANCE — NONE

MIN	PTS	FG	3-FG	REB	AST
—	—	—	—	—	—

BEFORE CANISIUS

• Attended Northfield Mount Hermon for a post-grad year after playing five seasons at Williamsville South High School ... named an All-Western New York selection following her senior year in 2019-20 after logging 14 points, six assists, 3.8 steals and 3.3 rebounds per game

PERSONAL

• Born March 14, 2002 ... daughter of Michael and Kristen Dolan, both of whom are Canisius alumni ... has two brothers, Graham and Greg, and a sister, Gretchen ... mother played basketball at Canisius from 1987-91 ... brother, Greg, is currently on Cornell's men's basketball team ... currently enrolled in pathfinders

SEASON / CAREER HIGHS

Points	—
Field Goals	—
Field Goal Att.	—
3-PT Field Goals	—
3-PT Field Goal Att.	—
Free Throws	—
Free Throw Att.	—
Rebounds	—
Assists	—
Blocks	—
Steals	—

MISCELLANEOUS

	FR	TOTAL
Double-Doubles	—	—
10+ Points	—	—
20+ Points	—	—
5+ Rebounds	—	—
10+ Rebounds	—	—
5+ Assists	—	—
2+ 3-PT Field Goals	—	—
2+ Steals	—	—
2+ Blocks	—	—
Led Team in Points	—	—
Led Team in Rebs.	—	—
Led Team in Assists	—	—
Led Team in Steals	—	—
Led Team in Blocks	—	—

2021-22 SEASON STATS

OPPONENT	GS	MP	FG-A	PCT	3P-PA	PCT	FT-A	PCT	O-D-T	PF	A	TO	BLK	STL	PTS
at Buffalo (11/9)									---	DID NOT PLAY (INJURED)	---				
at Binghamton (11/13)									---	DID NOT PLAY (INJURED)	---				
at St. Bonaventure (11/17)									---	DID NOT PLAY (INJURED)	---				
COLGATE (11/20)									---	DID NOT PLAY (INJURED)	---				
DETROIT MERCY (11/23)									---	DID NOT PLAY (INJURED)	---				
ROBERT MORRIS (11/27)									---	DID NOT PLAY (INJURED)	---				
at Duquesne (12/1)									---	DID NOT PLAY (INJURED)	---				
YOUNGSTOWN ST. (12/8)									---	DID NOT PLAY (INJURED)	---				
at UAlbany (12/15)									---	DID NOT PLAY (INJURED)	---				
SAINT PETER'S (12/19)									---	DID NOT PLAY (INJURED)	---				
MANHATTAN (12/21)									---	DID NOT PLAY (INJURED)	---				
NIAGARA (1/9)									---	DID NOT PLAY (INJURED)	---				
RIDER (1/13)									---	DID NOT PLAY (INJURED)	---				
FAIRFIELD (1/15)									---	DID NOT PLAY (INJURED)	---				
at Saint Peter's (1/20)									---	DID NOT PLAY (INJURED)	---				
at Monmouth (1/22)									---	DID NOT PLAY (INJURED)	---				
at Marist (1/24)									---	DID NOT PLAY (INJURED)	---				
QUINNIPIAC (1/27)									---	DID NOT PLAY (INJURED)	---				
SIENA (1/29)									---	DID NOT PLAY (INJURED)	---				
at Iona (2/3)									---	DID NOT PLAY (INJURED)	---				
at Fairfield (2/5)									---	DID NOT PLAY (INJURED)	---				
at Quinnipiac (2/7)									---	DID NOT PLAY (INJURED)	---				
MONMOUTH (2/10)									---	DID NOT PLAY (INJURED)	---				
MARIST (2/12)									---	DID NOT PLAY (INJURED)	---				
at Manhattan (2/17)									---	DID NOT PLAY (INJURED)	---				
at Rider (2/19)									---	DID NOT PLAY (INJURED)	---				
at Siena (2/24)									---	DID NOT PLAY (INJURED)	---				
at Niagara (2/26)									---	DID NOT PLAY (INJURED)	---				
IONA (3/5)									---	DID NOT PLAY (INJURED)	---				

DOLAN'S CAREER YEAR-BY-YEAR STATISTICS

SEASON	GP	GS	MIN	AVG	FG	FGA	PCT	3-FG	3-FGA	PCT	FT	FTA	PCT	OFF	DEF	TOT	AVG	PF	FO	AST	TO	BLK	STL	PTS	AVG
2021-22	0	0	0	0.0	0	0	.000	0	0	.000	0	0	.000	0	0	0	0.0	0	0	0	0	0	0	0	0.0
TOTAL	0	0	0	0.0	0	0	.000	0	0	.000	0	0	.000	0	0	0	0.0	0	0	0	0	0	0	0	0.0



2021-22 CANISIUS WOMEN'S BASKETBALL GAME NOTES



ATHINA LEXA (UH-THEEN-UH LEHK-SUH)

FRESHMAN • GUARD • 5-9 • THESSALONIKI, GREECE • HELLENIC COLLEGE OF THESSALONIKI

2021-22 SEASON STATS

PPG	RPG	APG	FG%	3-FG%	FT%
8.2	2.8	1.0	42.7	31.7	68.6

LAST APPEARANCE — AT NIAGARA (2/26/22)

MIN	PTS	FG	3-FG	FT	REB
35:25	23	8-14	4-8	3-4	3

2021-22 • FRESHMAN SEASON

• Established season-highs in points (26), field goals made (9), 3-pointers made (3) and free throws made (5) against Marist (Feb. 12); also matched season-high for steals for fourth time against Marist ... seven rebounds vs. Monmouth (Feb. 10), her most this season ... has matched season-high for assists on three occasions, recently vs. Siena (Jan. 29)

BEFORE CANISIUS

• Played four seasons for Hellenic College of Thessaloniki prior to arriving at Canisius ... averaged 20 points per game in her prep career ... competed with Greek Women's U16 and U18 National Teams at the FIBA European Championships ... participated in training camp with Greek Women's National Team for 2020 Summer Olympics in Tokyo

PERSONAL

• Born April 3, 2002 ... daughter of Kostas and Natasha Lexa ... has two brothers, Konstantinos and Filipp ... majoring in health and wellness

SEASON / CAREER HIGHS

Points	26	vs. Marist (2/12/22)
Field Goals	9	vs. Marist (2/12/22)
Field Goal Att.	17	vs. Marist (2/12/22) at Rider (2/19/22)
3-PT Field Goals	4	at Niagara (2/26/22)
3-PT Field Goal Att.	8	at Niagara (2/26/22)
Free Throws	5	vs. Marist (2/12/22)
Free Throw Att.	6	vs. Siena (1/29/22) vs. Marist (2/12/22) vs. Monmouth (2/10/22)
Rebounds	7	at Siena (2/24/22)
Assists	3 (4x), Last: at Siena (2/24/22)	
Blocks	1 (3x), Last: vs. Monmouth (2/10/22)	
Steals	2 (5x), Last: at Rider (2/19/22)	

MISCELLANEOUS

	FR	TOTAL
Double-Doubles	—	—
10+ Points	10	10
20+ Points	2	2
5+ Rebounds	6	6
10+ Rebounds	—	—
5+ Assists	—	—
2+ 3-PT Field Goals	8	8
2+ Steals	5	5
2+ Blocks	—	—
Led Team in Points	6	6
Led Team in Rebs.	2	2
Led Team in Assists	3	3
Led Team in Steals	6	6
Led Team in Blocks	1	1

2021-22 SEASON STATS

OPPONENT	GS	MP	FG-A	PCT	3P-PA	PCT	FT-A	PCT	O-D-T	PF	A	TO	BLK	STL	PTS
at Buffalo (11/9)									---	DID NOT PLAY (INJURED)					
at Binghamton (11/13)									---	DID NOT PLAY (INJURED)					
at St. Bonaventure (11/17)		16:04	1-3	.333	0-1	.000	0-0	—	0-2-2	3	0	6	1	1	2
COLGATE (11/20)		10:13	1-1	1.000	1-1	1.000	2-2	1.000	0-2-2	3	0	2	0	0	5
DETROIT MERCY (11/23)		23:01	1-3	.333	0-2	.000	0-0	—	0-0-0	2	3	1	0	1	2
ROBERT MORRIS (11/27)		10:01	2-2	1.000	0-0	—	0-0	—	0-1-1	2	0	3	0	2	4
at Duquesne (12/1)		20:49	0-3	.000	0-2	.000	0-0	—	0-0-0	0	1	3	0	0	0
YOUNGSTOWN ST. (12/8)		7:47	0-1	.000	0-1	.000	0-0	—	0-1-1	1	0	3	0	0	0
at UAlbany (12/15)		6:48	0-0	—	0-0	—	0-0	—	0-0-0	0	0	0	0	0	0
SAINT PETER'S (12/19)		7:59	0-0	—	0-0	—	0-0	—	0-1-1	3	0	0	0	0	0
MANHATTAN (12/21)		19:27	4-8	.500	1-4	.250	0-2	.000	0-1-1	1	0	4	0	0	9
NIAGARA (1/9)		32:16	2-8	.250	1-4	.250	0-0	—	0-3-3	4	0	1	0	0	5
RIDER (1/13)		6:47	0-1	.000	0-1	.000	0-0	—	0-0-0	1	0	2	0	0	0
FAIRFIELD (1/15)		18:31	2-4	.500	1-1	1.000	0-0	—	0-2-2	1	2	2	0	1	5
at Saint Peter's (1/20)		24:43	6-12	.500	2-6	.333	0-0	—	3-1-4	2	1	2	1	1	14
at Monmouth (1/22)	*	27:19	4-12	.333	1-4	.250	1-2	.500	0-5-5	2	3	2	0	2	10
at Marist (1/24)	*	27:35	3-8	.375	0-2	.000	2-4	.500	0-1-1	3	1	0	0	1	8
QUINNIPIAC (1/27)	*	24:58	4-12	.333	2-6	.333	0-0	—	0-2-2	1	1	6	0	0	10
SIENA (1/29)	*	22:52	3-8	.375	2-3	.667	4-6	.667	1-4-5	3	3	3	0	0	12
at Iona (2/3)	*	29:46	5-8	.625	2-4	.500	2-2	1.000	0-4-4	0	3	2	0	2	14
at Fairfield (2/5)	*	28:56	4-11	.364	0-3	.000	0-0	—	2-1-3	1	1	3	0	1	8
at Quinnipiac (2/7)	*	26:03	1-7	.143	0-4	.000	0-0	—	1-3-4	2	1	4	0	0	2
MONMOUTH (2/10)	*	29:06	8-13	.615	0-4	.000	0-0	—	2-5-7	1	1	2	1	1	16
MARIST (2/12)	*	29:57	9-17	.529	3-7	.429	5-6	.833	0-5-5	3	2	3	0	2	26
at Manhattan (2/17)	*	31:37	4-14	.286	3-7	.429	3-4	.750	2-3-5	1	0	4	0	0	14
at Rider (2/19)	*	35:42	7-17	.412	2-6	.333	1-2	.500	2-2-4	2	0	3	0	2	17
at Siena (2/24)		28:06	3-5	.600	1-1	1.000	1-1	1.000	1-6-7	3	3	5	0	0	8
at Niagara (2/26)	*	35:25	8-14	.571	4-8	.500	3-4	.750	0-3-3	1	1	6	0	0	23
IONA (3/5)															

LEXA'S CAREER YEAR-BY-YEAR STATISTICS

SEASON	GP	GS	MIN	AVG	FG	FGA	PCT	3-FG	3-FGA	PCT	FT	FTA	PCT	OFF	DEF	TOT	AVG	PF	FO	AST	TO	BLK	STL	PTS	AVG
2021-22	26	12	582	22.4	82	192	.427	26	82	.317	24	35	.686	14	58	72	2.8	46	0	27	72	3	17	214	8.2
TOTALS	26	12	582	22.4	82	192	.427	26	82	.317	24	35	.686	14	58	72	2.8	46	0	27	72	3	17	214	8.2



2021-22 CANISIUS WOMEN'S BASKETBALL GAME NOTES



XANTHIPPI KARATASIOU

(ZAN-THIPP-EE CARE-UH-TAAS-YOU)

FRESHMAN • GUARD • 5-9 • KATERINI, GREECE • HIGH SCHOOL OF KONTARIOTISSA

2021-22 SEASON STATS

PPG	RPG	APG	FG%	3-FG%	FT%
0.0	0.5	0.0	—	—	—

LAST APPEARANCE — AT BINGHAMTON (11/13/21)

MIN	PTS	FG	3-FG	REB	STL
0:07	0	0-0	0-0	0	0

2021-22 • FRESHMAN SEASON

- Recorded a steal and a rebound in her collegiate debut at Buffalo (Nov. 9)

BEFORE CANISIUS

- Played five seasons of club basketball with Pierikos Arhelaos ... participated in the Panhellenic Tournament on three occasions ... competed with the U16 Greek National Team at the FIBA European Championship ... a three-time participant at Greece's U18 Championship

PERSONAL

- Born June 3, 2003 ... daughter of Asterios Karatasios and Georgia Katsara ... has one brother, Angelos Karatasios, who plays soccer professionally with Diagoras in Greece's Super League 2 ... majoring in sports & exercise health care

2021-22 SEASON STATS

OPPONENT	GS	MP	FG-A	PCT	3P-PA	PCT	FT-A	PCT	O-D-T	PF	A	TO	BLK	STL	PTS
at Buffalo (11/9)		17:54	0-0	---	0-0	---	0-0	---	0-1-1	3	0	2	0	1	0
at Binghamton (11/13)		0:07	0-0	---	0-0	---	0-0	---	0-0-0	1	0	0	0	0	0
at St. Bonaventure (11/17)									---						
COLGATE (11/20)									---						
DETROIT MERCY (11/23)									---						
ROBERT MORRIS (11/27)									---						
at Duquesne (12/1)									---						
YOUNGSTOWN ST. (12/8)									---						
at UAlbany (12/15)									---						
SAINT PETER'S (12/19)									---						
MANHATTAN (12/21)									---						
NIAGARA (1/9)									---						
RIDER (1/13)									---						
FAIRFIELD (1/15)									---						
at Saint Peter's (1/20)									---						
at Monmouth (1/22)									---						
at Marist (1/24)									---						
QUINNIPIAC (1/27)									---						
SIENA (1/29)									---						
at Iona (2/3)									---						
at Fairfield (2/5)									---						
at Quinnipiac (2/7)									---						
MONMOUTH (2/10)									---						
MARIST (2/12)									---						
at Manhattan (2/17)									---						
at Rider (2/19)									---						
at Siena (2/24)									---						
at Niagara (2/26)									---						
IONA (3/5)									---						

SEASON / CAREER HIGHS

Points	—	—
Field Goals	—	—
Field Goal Att.	—	—
3-PT Field Goals	—	—
3-PT Field Goal Att.	—	—
Free Throws	—	—
Free Throw Att.	—	—
Rebounds	1	at Buffalo (11/9/21)
Assists	—	—
Blocks	—	—
Steals	1	at Buffalo (11/9/21)

MISCELLANEOUS

	FR	TOTAL
Double-Doubles	—	—
10+ Points	—	—
20+ Points	—	—
5+ Rebounds	—	—
10+ Rebounds	—	—
5+ Assists	—	—
2+ 3-PT Field Goals	—	—
2+ Steals	—	—
2+ Blocks	—	—
Led Team in Points	—	—
Led Team in Rebs.	—	—
Led Team in Assists	—	—
Led Team in Steals	—	—
Led Team in Blocks	—	—

KARATASIOU'S CAREER YEAR-BY-YEAR STATISTICS

SEASON	GP	GS	MIN	AVG	FG	FGA	PCT	3-FG	3-FGA	PCT	FT	FTA	PCT	OFF	DEF	TOT	AVG	PF	FO	AST	TO	BLK	STL	PTS	AVG
2021-22	2	0	18	9.0	0	0	.000	0	0	.000	0	0	.000	0	1	1	1.0	4	0	0	2	0	1	0	0.0
TOTAL	2	0	18	9.0	0	0	.000	0	0	.000	0	0	.000	0	1	1	1.0	4	0	0	2	0	1	0	0.0



2021-22 CANISIUS WOMEN'S BASKETBALL GAME NOTES

DANI HASKELL (HASS-KULL)

SOPHOMORE • GUARD • 5-6 • FRANKLINVILLE, N.Y. • FRANKLINVILLE

2021-22 SEASON STATS

PPG	RPG	APG	FG%	3-FG%	FT%
13.8	4.0	2.8	36.2	29.8	86.4

LAST APPEARANCE — AT NIAGARA (2/26/22)

MIN	PTS	FG	3-FG	REB	AST
28:59	20	7-16	2-9	2	2

2021-22 • SOPHOMORE SEASON

• Career-high six assists at Iona (Feb. 3) ... scored 24 points vs. Siena (Jan. 29), while tying single-game high for 3-pointers (5) ... set career highs in points (27) and steals (4) vs. Niagara (Jan. 9) and matched career-high in rebounds (7)

2020-21 • FRESHMAN SEASON

• Started all five games during her rookie season, averaging 34 minutes per contest ... led Canisius in scoring with 56 total points and 11.4 points per game ... opened season with 12-point game against crosstown rival Buffalo (Dec. 6) ... scored season-high 19 points at Marist (Dec. 12) ... nearly perfect at the free-throw line, going 16-for-17 at the charity stripe

BEFORE CANISIUS

• Played six seasons at Franklinville High School, earning six varsity letters ... concluded high school career with 3,227 points — the second-most by a female in New York State (Caryn Schoff — 1989-95 — 3,548 points at St. Johnsville) ... holds record for most points by a Western New York player (male or female) ... made 467 three-pointers during high school career ... named New York State Class D MVP in 2018 and 2019 and earned First Team honors in 2020 ... three-time All-Western New York honoree, highlighted by Player of the Year honors in 2019 ... four-time Big 30 Player of the Year ... averaged 31.0 points and 6.1 rebounds per contest during senior campaign

PERSONAL

• Born Sept. 5, 2002 ... daughter of Jeff and Jill Haskell ... has a brother, Josh, and a sister, Ally ... father played college basketball at RIT, mother played basketball at Houghton ... sister plays softball at St. Bonaventure ... majoring in integrated marketing communications

2021-22 SEASON STATS

OPPONENT	GS	MP	FG-A	PCT	3P-PA	PCT	FT-A	PCT	O-D-T	PF	A	TO	BLK	STL	PTS
at Buffalo (11/9)	*	30:44	5-14	.357	1-8	.125	2-2	100.0	0-7-7	2	2	8	0	3	13
at Binghamton (11/13)	*	38:05	9-19	.474	2-10	.200	5-6	.833	1-4-5	0	4	9	0	2	25
at St. Bonaventure (11/17)	*	31:59	3-12	.250	1-7	.143	0-2	.000	0-3-3	2	2	2	0	0	7
COLGATE (11/20)	*	29:34	4-12	.333	2-5	.400	0-0	—	0-3-3	2	2	6	0	1	10
DETROIT MERCY (11/23)	*	31:12	5-15	.333	5-12	.417	9-10	.900	2-1-3	2	1	2	0	1	24
ROBERT MORRIS (11/27)	*	35:49	6-16	.375	2-8	.250	4-4	1.000	2-5-7	1	3	1	0	1	18
at Duquesne (12/1)	*	29:22	5-16	.313	0-7	.000	2-2	1.000	1-1-2	2	3	1	0	2	12
YOUNGSTOWN ST. (12/8)	*	24:48	4-6	.667	1-3	.333	5-5	1.000	0-5-5	4	3	2	0	2	14
at UAlbany (12/15)	*	31:30	4-13	.308	2-7	.286	1-1	1.000	1-4-5	0	4	2	0	1	11
SAINT PETER'S (12/19)	*	34:47	3-16	.188	2-10	.200	2-2	1.000	1-1-2	2	2	4	0	0	10
MANHATTAN (12/21)	*	32:30	6-17	.353	4-11	.364	1-2	.500	2-2-4	1	4	3	1	2	17
NIAGARA (1/9)	*	37:57	9-17	.529	4-7	.571	5-8	.625	2-5-7	2	4	7	0	4	27
RIDER (1/13)	*	33:44	3-14	.214	2-8	.250	2-2	1.000	0-1-1	1	3	2	0	0	10
FAIRFIELD (1/15)	*	30:36	4-13	.308	2-8	.250	0-0	—	0-3-3	4	0	2	1	0	10
at Saint Peter's (1/20)	*	29:59	1-6	.167	1-3	.333	2-2	1.000	1-2-3	1	1	4	0	3	5
at Monmouth (1/22)	*	24:39	4-7	.571	3-6	.500	2-2	1.000	0-1-1	4	2	2	0	1	13
at Marist (1/24)	*	22:36	4-7	.571	2-3	.667	0-0	—	2-4-6	2	2	3	0	0	10
QUINNIPIAC (1/27)	*	30:11	3-6	.500	2-3	.667	8-10	.800	1-2-3	2	3	2	0	1	16
SIENA (1/29)	*	29:01	6-10	.600	5-8	.625	7-8	.875	0-3-3	0	5	3	0	2	24
at Iona (2/3)	*	32:01	5-12	.417	1-4	.250	0-0	—	2-4-6	5	6	2	0	1	11
at Fairfield (2/5)	*	36:26	1-9	.111	1-8	.125	2-2	1.000	0-2-2	1	3	3	0	1	5
at Quinnipiac (2/7)	*	30:10	4-10	.400	2-4	.500	2-2	1.000	2-4-6	4	2	2	0	2	12
MONMOUTH (2/10)	*	28:22	5-15	.333	2-9	.222	3-4	.750	0-3-3	3	2	2	0	2	15
MARIST (2/12)	*	35:19	5-16	.313	1-8	.125	2-2	1.000	0-6-6	1	5	1	0	1	13
at Manhattan (2/17)	*	31:02	7-16	.438	5-11	.455	2-2	1.000	2-1-3	1	5	2	0	2	21
at Rider (2/19)	*	27:31	0-5	.000	0-4	.000	0-0	—	1-6-7	0	2	1	0	0	0
at Siena (2/24)	*	34:40	4-13	.308	2-7	.286	4-4	1.000	1-2-3	2	2	1	0	1	14
at Niagara (2/26)	*	28:59	7-16	.438	2-9	.222	4-4	1.000	0-2-2	3	2	6	0	1	20
IONA (3/5)															

2021-22 SEASON HIGHS

Points	27	vs. Niagara (1/9/22)
Field Goals	9	at Binghamton (11/13/21)
Field Goal Att.	19	vs. Niagara (1/9/22)
3-PT Field Goals	5 (3x)	Last: at Manhattan (2/17/22)
3-PT Field Goal Att.	12	vs. Detroit Mercy (11/23/21)
Free Throws	9	vs. Detroit Mercy (11/23/21)
Free Throw Att.	10	vs. Detroit Mercy (11/23/21)
Rebounds	7 (4x)	vs. Quinnipiac (1/27/22)
Assists	6	Last: at Rider (2/19/22)
Blocks	1	at Iona (2/3/22)
Steals	4	vs. Manhattan (12/21/21)
		vs. Fairfield (1/15/22)
		vs. Niagara (1/9/22)

CAREER HIGHS

Points	27	vs. Niagara (1/9/22)
Field Goals	9	at Binghamton (11/13/21)
Field Goal Att.	19	vs. Niagara (1/9/22)
3-PT Field Goals	5 (3x)	Last: at Manhattan (2/17/22)
3-PT Field Goal Att.	12	vs. Detroit Mercy (11/23/21)
Free Throws	9	vs. Detroit Mercy (11/23/21)
Free Throw Att.	10	vs. Detroit Mercy (11/23/21)
Rebounds	7 (4x)	vs. Quinnipiac (1/27/22)
Assists	6	Last: at Rider (2/19/22)
Blocks	1	at Iona (2/3/22)
Steals	4	vs. Manhattan (12/21/21)
		vs. Fairfield (1/15/22)
		vs. Niagara (1/9/22)

MISCELLANEOUS

	FR	SO	TOTAL
Double-Doubles	—	—	—
10+ Points	3	24	27
20+ Points	—	6	6
5+ Rebounds	—	11	11
10+ Rebounds	—	—	—
5+ Assists	—	4	4
2+ 3-PT Field Goals	3	19	22
2+ Steals	2	11	13
2+ Blocks	—	—	—
Led Team in Points	3	14	17
Led Team in Rebs.	—	4	4
Led Team in Assists	1	14	15
Led Team in Steals	1	10	11
Led Team in Blocks	—	1	1

HASKELL'S CAREER YEAR-BY-YEAR STATISTICS

SEASON	GP	GS	MIN	AVG	FG	FGA	PCT	3-FG	3-FGA	PCT	FT	FTA	PCT	OFF	DEF	TOT	AVG	PF	FO	AST	TO	BLK	STL	PTS	AVG
2020-21	5	5	168	33.7	16	58	.276	9	36	.250	16	17	.941	3	10	13	2.6	10	0	12	5	0	5	57	11.4
2021-22	28	28	874	31.2	126	348	.362	59	198	.298	76	88	.864	24	87	111	4.0	54	1	79	85	2	37	387	13.8
TOTALS	33	33	1042	31.6	142	406	.350	68	234	.291	92	105	.876	27	97	124	3.8	64	1	91	90	2	42	444	13.5



2021-22 CANISIUS WOMEN'S BASKETBALL GAME NOTES

ÈLIA PÁEZ (EH-LEE-UH PIES)

FRESHMAN • GUARD • 5-9 • SABADELL, SPAIN • ESCOLA PIA SABADELL

2021-22 SEASON STATS

PPG	RPG	APG	FG%	3-FG%	FT%
—	—	—	—	—	—

LAST APPEARANCE — NONE

MIN	PTS	FG	3-FG	REB	AST
—	—	—	—	—	—

BEFORE CANISIUS

- Played three years of club basketball with Basket Almeda, earning the 2021 Catalonia Championship

PERSONAL

- Born Sept. 19, 2003 ... daughter of Damia Páez and Eva Freixas ... has two siblings, a brother, Damia, and a sister, Claudia ... majoring in health and wellness

SEASON / CAREER HIGHS

Points	—
Field Goals	—
Field Goal Att.	—
3-PT Field Goals	—
3-PT Field Goal Att.	—
Free Throws	—
Free Throw Att.	—
Rebounds	—
Assists	—
Blocks	—
Steals	—

MISCELLANEOUS

	FR	TOTAL
Double-Doubles	—	—
10+ Points	—	—
20+ Points	—	—
5+ Rebounds	—	—
10+ Rebounds	—	—
5+ Assists	—	—
2+ 3-PT Field Goals	—	—
2+ Steals	—	—
2+ Blocks	—	—
Led Team in Points	—	—
Led Team in Rebs.	—	—
Led Team in Assists	—	—
Led Team in Steals	—	—
Led Team in Blocks	—	—

2021-22 SEASON STATS

OPPONENT	GS	MP	FG-A	PCT	3P-PA	PCT	FT-A	PCT	O-D-T	PF	A	TO	BLK	STL	PTS
at Buffalo (11/9)									---	DID NOT PLAY (INJURED)	---				
at Binghamton (11/13)									---	DID NOT PLAY (INJURED)	---				
at St. Bonaventure (11/17)									---	DID NOT PLAY (INJURED)	---				
COLGATE (11/20)									---	DID NOT PLAY (INJURED)	---				
DETROIT MERCY (11/23)									---	DID NOT PLAY (INJURED)	---				
ROBERT MORRIS (11/27)									---	DID NOT PLAY (INJURED)	---				
at Duquesne (12/1)									---	DID NOT PLAY (INJURED)	---				
YOUNGSTOWN ST. (12/8)									---	DID NOT PLAY (INJURED)	---				
at UAlbany (12/15)									---	DID NOT PLAY (INJURED)	---				
SAINT PETER'S (12/19)									---	DID NOT PLAY (INJURED)	---				
MANHATTAN (12/21)									---	DID NOT PLAY (INJURED)	---				
NIAGARA (1/9)									---	DID NOT PLAY (INJURED)	---				
RIDER (1/13)									---	DID NOT PLAY (INJURED)	---				
FAIRFIELD (1/15)									---	DID NOT PLAY (INJURED)	---				
at Saint Peter's (1/20)									---	DID NOT PLAY (INJURED)	---				
at Monmouth (1/22)									---	DID NOT PLAY (INJURED)	---				
at Marist (1/24)									---	DID NOT PLAY (INJURED)	---				
QUINNIPIAC (1/27)									---	DID NOT PLAY (INJURED)	---				
SIENA (1/29)									---	DID NOT PLAY (INJURED)	---				
at Iona (2/3)									---	DID NOT PLAY (INJURED)	---				
at Fairfield (2/5)									---	DID NOT PLAY (INJURED)	---				
at Quinnipiac (2/7)									---	DID NOT PLAY (INJURED)	---				
MONMOUTH (2/10)									---	DID NOT PLAY (INJURED)	---				
MARIST (2/12)									---	DID NOT PLAY (INJURED)	---				
at Manhattan (2/17)									---	DID NOT PLAY (INJURED)	---				
at Rider (2/19)									---	DID NOT PLAY (INJURED)	---				
at Siena (2/24)									---	DID NOT PLAY (INJURED)	---				
at Niagara (2/26)									---	DID NOT PLAY (INJURED)	---				
IONA (3/5)									---	DID NOT PLAY (INJURED)	---				

PAEZ'S CAREER YEAR-BY-YEAR STATISTICS

SEASON	GP	GS	MIN	AVG	FG	FGA	PCT	3-FG	3-FGA	PCT	FT	FTA	PCT	OFF	DEF	TOT	AVG	PF	FO	AST	TO	BLK	STL	PTS	AVG
2021-22	0	0	0	0.0	0	0	.000	0	0	.000	0	0	.000	0	0	0	0.0	0	0	0	0	0	0	0	0.0
TOTAL	0	0	0	0.0	0	0	.000	0	0	.000	0	0	.000	0	0	0	0.0	0	0	0	0	0	0	0	0.0



2021-22 CANISIUS WOMEN'S BASKETBALL GAME NOTES



JANE McCAULEY (MUH-KAHL-LEE)

JUNIOR • GUARD • 5-9 • NEW ROCHELLE, N.Y. • THE URSULINE SCHOOL / VERMONT

2021-22 SEASON STATS

PPG	RPG	APG	FG%	3-FG%	FT%
5.5	0.0	0.5	58.3	58.3	50.0

LAST APPEARANCE — VS. BUCKNELL (11/28/21)

MIN	PTS	FG	3-FG	REB	STL
0:48	0	0-0	0-0	0	0

BEFORE CANISIUS

• Played three seasons at Vermont, logging 28 games played with the Catamounts, making 40 percent of 3-point attempts (22-of-55) ... shot 38.1 percent from the floor (24-for-63) ... four-year letterwinner at The Ursuline School ... averaged nine points, two rebounds and two assists per game in senior year ... two-time Basketball All-League and All-Section I honoree in 2017-18 and 2018-19 ... also won two Basketball League Championships (2016-17 and 2017-18) ... also was a four-year letterwinner on the softball diamond

PERSONAL

• Born Oct. 25, 2001 ... majoring in marketing

2021-22 SEASON STATS (AT VERMONT)

OPPONENT	GS	MP	FG-A	PCT	3P-PA	PCT	FT-A	PCT	O-D-T	PF	A	TO	BLK	STL	PTS
MERRIMACK (11/9)		4:19	0-1	.000	0-1	.000	0-0	---	0-0-0	0	1	0	0	0	0
vs. American (11/13)									---	DID NOT PLAY (COACH'S DECISION)					
at Marist (11/14)		11:24	5-8	.625	5-8	.625	1-2	.500	0-0-0	1	0	1	0	0	16
at Navy (11/20)									---	DID NOT PLAY (COACH'S DECISION)					
BROWN (11/27)		11:50	2-3	.667	2-3	.667	0-0	---	0-0-0	0	1	1	0	1	6
BUCKNELL (11/28)		0:48	0-0	---	0-0	---	0-0	---	0-0-0	0	0	0	0	0	0
LIU (12/3)									---	DID NOT PLAY (COACH'S DECISION)					
LOYOLA CHICAGO (12/5)									---	DID NOT PLAY (COACH'S DECISION)					
DARTMOUTH (12/8)									---	DID NOT PLAY (COACH'S DECISION)					

2021-22 SEASON STATS (AT CANISIUS)

OPPONENT	GS	MP	FG-A	PCT	3P-PA	PCT	FT-A	PCT	O-D-T	PF	A	TO	BLK	STL	PTS
RIDER (1/13)									---	DID NOT PLAY (INELIGIBLE DUE TO NCAA TRANSFER REGULATIONS)					
FAIRFIELD (1/15)									---	DID NOT PLAY (INELIGIBLE DUE TO NCAA TRANSFER REGULATIONS)					
at Saint Peter's (1/20)									---	DID NOT PLAY (INELIGIBLE DUE TO NCAA TRANSFER REGULATIONS)					
at Monmouth (1/22)									---	DID NOT PLAY (INELIGIBLE DUE TO NCAA TRANSFER REGULATIONS)					
at Marist (1/24)									---	DID NOT PLAY (INELIGIBLE DUE TO NCAA TRANSFER REGULATIONS)					
QUINNIPIAC (1/27)									---	DID NOT PLAY (INELIGIBLE DUE TO NCAA TRANSFER REGULATIONS)					
SIENA (1/29)									---	DID NOT PLAY (INELIGIBLE DUE TO NCAA TRANSFER REGULATIONS)					
at Iona (2/3)									---	DID NOT PLAY (INELIGIBLE DUE TO NCAA TRANSFER REGULATIONS)					
at Fairfield (2/5)									---	DID NOT PLAY (INELIGIBLE DUE TO NCAA TRANSFER REGULATIONS)					
at Quinnipiac (2/7)									---	DID NOT PLAY (INELIGIBLE DUE TO NCAA TRANSFER REGULATIONS)					
MONMOUTH (2/10)									---	DID NOT PLAY (INELIGIBLE DUE TO NCAA TRANSFER REGULATIONS)					
MARIST (2/12)									---	DID NOT PLAY (INELIGIBLE DUE TO NCAA TRANSFER REGULATIONS)					
at Manhattan (2/17)									---	DID NOT PLAY (INELIGIBLE DUE TO NCAA TRANSFER REGULATIONS)					
at Rider (2/19)									---	DID NOT PLAY (INELIGIBLE DUE TO NCAA TRANSFER REGULATIONS)					
at Siena (2/24)									---	DID NOT PLAY (INELIGIBLE DUE TO NCAA TRANSFER REGULATIONS)					
at Niagara (2/26)									---	DID NOT PLAY (INELIGIBLE DUE TO NCAA TRANSFER REGULATIONS)					
IONA (3/5)									---	DID NOT PLAY (INELIGIBLE DUE TO NCAA TRANSFER REGULATIONS)					

2021-22 SEASON HIGHS

Points	16	at Marist (11/14/21)
Field Goals	5	at Marist (11/14/21)
Field Goal Att.	8	at Marist (11/14/21)
3-PT Field Goals	5	at Marist (11/14/21)
3-PT Field Goal Att.	8	at Marist (11/14/21)
Free Throws	1	at Marist (11/14/21)
Free Throw Att.	2	at Marist (11/14/21)
Rebounds	—	—
Assists	1	vs. Merrimack (11/9/21)
		vs. Brown (11/27/21)
Blocks	—	—
Steals	1	vs. Brown (11/27/21)

Note: * - Denotes career highs set at Vermont

CAREER HIGHS

Points	16	at Marist (11/14/21)*
Field Goals	5	at Marist (11/14/21)*
Field Goal Att.	8	at Marist (11/14/21)*
3-PT Field Goals	5	at Marist (11/14/21)*
3-PT Field Goal Att.	8	at Marist (11/14/21)*
Free Throws	1	at Marist (11/14/21)*
Free Throw Att.	2	at Marist (11/14/21)*
Rebounds	2	at Maine (3/4/20)*
Assists	2	vs. Canisius (12/7/19)*
Blocks	—	—
Steals	1	(3x), Last: vs. Brown (11/27/21)*

Note: * - Denotes career highs set at Vermont

MISCELLANEOUS

	FR	SO	JR	TOTAL
Double-Doubles	—	—	—	—
10+ Points	—	—	1	1
20+ Points	—	—	—	—
5+ Rebounds	—	—	—	—
10+ Rebounds	—	—	—	—
5+ Assists	—	—	—	—
2+ 3-PT Field Goals	3	—	2	5
2+ Steals	—	—	—	—
2+ Blocks	—	—	—	—
Led Team in Points	—	—	1	1
Led Team in Rebs.	—	—	—	—
Led Team in Assists	—	—	—	—
Led Team in Steals	1	—	—	1
Led Team in Blocks	—	—	—	—

Shaded columns denote seasons at Vermont

McCAULEY'S CAREER YEAR-BY-YEAR STATISTICS

SEASON	GP	GS	MIN	AVG	FG	FGA	PCT	3-FG	3-FGA	PCT	FT	FTA	PCT	OFF	DEF	TOT	AVG	PF	FO	AST	TO	BLK	STL	PTS	AVG
2019-20	23	0	223	9.7	16	50	.320	14	42	.333	0	0	.000	1	4	5	0.2	14	0	6	6	0	2	46	2.0
2020-21	1	0	4	4.3	1	1	1.000	1	1	1.000	0	0	.000	0	1	1	1.0	0	0	0	1	0	0	3	3.0
2021-22	4	0	28	7.1	7	12	.583	7	12	.583	1	2	.500	0	0	0	0.0	1	0	2	2	0	1	22	5.5
TOTALS	28	0	255	9.1	24	63	.381	22	55	.400	1	2	.500	1	5	6	0.2	15	0	8	9	0	3	71	2.5

Gray shaded lines denote time spent at Vermont



2021-22 CANISIUS WOMEN'S BASKETBALL GAME NOTES

KAYLA JACKSON

SENIOR • FORWARD • 5-11 • ROCHESTER, N.Y. • AQUINAS INSTITUTE / UMBC

2021-22 SEASON STATS

PPG	RPG	SPG	FG%	3-FG	FT%
4.5	6.2	0.9	44.3	0-2	44.6

LAST APPEARANCE — AT NIAGARA (2/26/22)

MIN	PTS	FG	FT	REB	AST
19:18	2	1-3	0-2	14	3

2021-22 • SENIOR SEASON

• Recorded career-high 14 rebounds and season-high 3 assists at Niagara (Feb. 26) ... first double-digit point total of season against Colgate (Nov. 20), along with seven rebounds and a pair of steals

2020-21 • JUNIOR SEASON

• Started all five games during the pandemic-shortened season ... Scored season-high 10 points in Canisius debut against crosstown rival Buffalo (Dec. 6) ... led team with 32 rebounds ... scored first 3-point field goal of her career at Marist (Dec. 11)

BEFORE CANISIUS

• Was a two-year letterwinner at UMBC, playing in just one season ... recorded 98 points and 93 rebounds in 26 games during freshman campaign ... played four years at Aquinas Institute, helping secure a sectional title ... two-time All-Greater Rochester First Team selection

PERSONAL

• Born Jan. 17, 2000 ... daughter of Angela Penson ... majoring in psychology

2021-22 SEASON STATS

OPPONENT	GS	MP	FG-A	PCT	3P-PA	PCT	FT-A	PCT	O-D-T	PF	A	TO	BLK	STL	PTS
at Buffalo (11/9)	*	14:56	3-4	.750	0-1	.000	0-0	—	1-2-3	1	0	2	0	1	6
at Binghamton (11/13)	*	17:00	3-8	.375	0-1	.000	3-9	.333	4-7-11	2	1	1	0	0	9
at St. Bonaventure (11/17)	*	17:49	0-2	.000	0-0	—	1-2	.500	3-9-12	3	1	1	0	0	1
COLGATE (11/20)	*	17:35	4-5	.800	0-0	—	3-5	.600	3-4-7	3	0	3	0	2	11
DETROIT MERCY (11/23)	*	26:03	3-5	.600	0-0	—	0-4	.000	2-8-10	4	2	5	1	0	6
ROBERT MORRIS (11/27)	*	19:54	1-4	.250	0-0	—	4-6	.667	3-8-11	3	0	3	1	0	6
at Duquesne (12/1)	*	26:37	1-4	.250	0-0	—	0-0	—	0-3-3	3	0	1	0	2	2
YOUNGSTOWN ST. (12/8)	*	16:00	0-1	.000	0-0	—	5-8	.625	0-0-0	0	0	1	1	3	5
at UAlbany (12/15)	*	18:30	3-7	.429	0-0	—	0-0	—	5-3-8	3	0	2	0	1	6
SAINT PETER'S (12/19)	*	18:18	2-5	.400	0-0	—	1-1	1.000	3-2-5	1	0	0	1	3	5
MANHATTAN (12/21)	*	15:30	0-0	—	0-0	—	0-0	—	0-4-4	3	0	0	0	1	0
NIAGARA (1/9)	--- DID NOT PLAY (INACTIVE) ---														
RIDER (1/13)	*	18:41	3-6	.500	0-0	—	1-2	.500	4-4-8	3	0	0	1	1	7
FAIRFIELD (1/15)	*	26:31	3-5	.600	0-0	—	2-4	.500	1-3-4	0	2	3	0	2	8
at Saint Peter's (1/20)	*	22:05	4-7	.571	0-0	—	0-0	—	2-3-5	4	1	1	0	1	8
at Monmouth (1/22)	*	19:01	4-7	.571	0-0	—	0-0	—	2-2-4	3	0	2	0	2	8
at Marist (1/24)	*	14:48	0-0	—	0-0	—	0-2	.000	2-5-7	1	0	2	0	0	0
QUINNIPIAC (1/27)	--- DID NOT PLAY (INJURED) ---														
SIENA (1/29)	--- DID NOT PLAY (INJURED) ---														
at Iona (2/3)	--- DID NOT PLAY (INJURED) ---														
at Fairfield (2/5)	--- DID NOT PLAY (INJURED) ---														
at Quinnipiac (2/7)		9:41	0-0	—	0-0	—	2-4	.500	2-1-3	2	0	0	1	0	2
MONMOUTH (2/10)		16:36	0-3	.000	0-0	—	1-2	.500	1-4-5	1	0	2	2	1	1
MARIST (2/12)		15:01	0-3	.000	0-0	—	1-2	.500	6-2-8	0	1	0	0	1	1
at Manhattan (2/17)		18:26	1-3	.333	0-0	—	0-2	.000	2-4-6	4	0	1	0	0	2
at Rider (2/19)		12:46	1-2	.500	0-0	—	0-0	—	1-2-3	1	0	0	0	0	2
at Siena (2/24)	*	14:03	2-4	.500	0-0	—	1-1	1.000	1-1-2	2	0	3	0	0	5
at Niagara (2/26)	*	19:18	1-3	.333	0-0	—	0-2	.000	2-12-14	5	3	1	0	0	2
IONA (3/5)															



2021-22 SEASON HIGHS

Points	11	vs. Colgate (11/20/21)
Field Goals	4 (3x)	Last: at Monmouth (1/22/22)
Field Goal Att.	8	at Binghamton (11/13/21)
3-PT Field Goals	—	—
3-PT Field Goal Att.	1	at Buffalo (11/9/21)
		at Binghamton (11/13/21)
Free Throws	5	vs. Youngstown State (12/8/21)
Free Throw Att.	9	at Binghamton (11/13/21)
Rebounds	14	at Niagara (2/26/22)
Assists	3	at Niagara (2/26/22)
Blocks	2	vs. Monmouth (2/10/22)
Steals	3	vs. Youngstown State (12/8/21)
		vs. Saint Peter's (12/19/21)

CAREER HIGHS

Points	16	at Morgan State (12/20/18)*
Field Goals	8	at Morgan State (12/20/18)*
Field Goal Att.	10	at Morgan State (12/20/18)*
3-PT Field Goals	1	at Marist (12/11/20)
3-PT Field Goal Att.	1 (5x)	Last: at Binghamton (11/13/21)
Free Throws	5	vs. Youngstown State (12/8/21)
Free Throw Att.	9	at Binghamton (11/13/21)
Rebounds	14	at Niagara (2/26/22)
Assists	4	vs. Hartford (1/9/19)*
		at Marist (12/11/20)
Blocks	2	vs. Monmouth (2/10/22)
Steals	3 (3x)	Last: vs. Saint Peter's (12/19/21)

Note: * - Denotes career highs set at UMBC

MISCELLANEOUS

	FR	SO	JR	SR	TOTAL
Double-Doubles	—	—	—	—	—
10+ Points	2	—	1	1	4
20+ Points	—	—	—	—	—
5+ Rebounds	9	—	4	15	28
10+ Rebounds	1	—	1	5	7
5+ Assists	—	—	—	—	—
2+ 3-PT Field Goals	—	—	—	—	—
2+ Steals	3	—	2	6	11
2+ Blocks	—	—	1	1	2
Led Team in Points	—	—	—	—	—
Led Team in Rebs.	5	—	4	10	19
Led Team in Assists	2	—	—	1	3
Led Team in Steals	4	—	2	6	12
Led Team in Blocks	3	—	3	3	9

Shaded columns denote seasons at UMBC

JACKSON'S CAREER YEAR-BY-YEAR STATISTICS

SEASON	GP	GS	MIN	AVG	FG	FGA	PCT	3-FG	3-FGA	PCT	FT	FTA	PCT	OFF	DEF	TOT	AVG	PF	FO	AST	TO	BLK	STL	PTS	AVG
2018-19	26	4	309	11.9	43	77	.558	0	0	.000	12	29	.414	42	51	93	3.6	27	0	14	34	4	11	98	3.8
2019-20	--- DID NOT PLAY (INJURY) ---																								
2020-21	5	5	137	27.4	10	21	.476	1	3	.333	6	15	.400	9	23	32	6.4	14	1	8	8	4	4	27	5.4
2021-22	23	18	415	18.1	39	88	.443	0	2	.000	25	56	.446	50	93	143	6.2	52	1	11	34	8	21	103	4.5
TOTALS	54	27	861	15.9	92	186	.495	1	5	.200	43	100	.430	101	167	268	5.0	93	2	33	76	16	36	228	4.2

Gray shaded lines denote time spent at UMBC



2021-22 CANISIUS WOMEN'S BASKETBALL GAME NOTES

ERIKA JOSEPH

SENIOR • GUARD • 5-8 • TORONTO, ONTARIO • J. ADDISON

2021-22 SEASON STATS

PPG	RPG	APG	FG%	3-FG%	FT%
8.6	2.9	1.4	32.9	33.6	61.5

LAST APPEARANCE — AT NIAGARA (2/26/22)

MIN	PTS	FG	3-FG	REB	AST
33:57	10	3-7	2-5	2	4

2021-22 • SENIOR SEASON

• Scored career-high 16 points vs. Youngstown State (Dec. 8) ... hauled in career-high seven rebounds at Binghamton (Nov. 13)

2020-21 • JUNIOR SEASON

• Started all five games during the pandemic-shortened season ... finished season with 41 points, averaging 8.2 points per game

2019-20 • SOPHOMORE SEASON

• Started 21 of 26 games played ... averaged 2.2 points and 2.1 rebounds

2018-19 • FRESHMAN SEASON

• Appeared in 25 games, making 15 starts

BEFORE CANISIUS

• Averaged 14 points and 5.0 assists per game during senior season at J. Addison ... named 2016 Defensive Player of the Year and SIAA All-State Second Team ... named class valedictorian and member of the honor roll at J. Addison

PERSONAL

• Born May 16, 1999 ... has five siblings, two of which play professionally ... brother, Cory, is a 10-year NBA veteran with stops in San Antonio, Toronto, Indiana, Sacramento and Detroit, winning an NBA title in 2014 with San Antonio

2021-22 SEASON STATS

OPPONENT	GS	MP	FG-A	PCT	3P-PA	PCT	FT-A	PCT	O-D-T	PF	A	TO	BLK	STL	PTS
at Buffalo (11/9)	*	36:52	5-16	.313	3-7	.429	0-1	.000	2-1-3	1	0	2	0	0	13
at Binghamton (11/13)	*	35:30	3-8	.375	2-3	.667	0-0	—	2-5-7	2	0	0	0	0	8
at St. Bonaventure (11/17)	*	35:08	6-14	.429	2-7	.286	0-2	.000	2-3-5	4	2	0	0	1	14
COLGATE (11/20)	*	36:57	3-9	.333	1-5	.200	1-2	.500	3-2-5	2	2	4	0	1	8
DETROIT MERCY (11/23)	*	36:24	4-6	.667	2-2	1.000	2-4	.500	2-0-2	2	1	4	0	2	12
ROBERT MORRIS (11/27)	*	35:41	1-9	.111	0-4	.000	4-6	.667	0-2-2	1	0	0	0	1	6
at Duquesne (12/1)	*	37:08	4-10	.400	3-7	.429	1-2	.500	2-5-7	2	1	0	0	1	12
YOUNGSTOWN ST. (12/8)	*	36:32	6-8	.750	4-5	.800	0-0	—	0-3-3	1	1	2	0	0	16
at UAlbany (12/15)	*	35:15	4-11	.364	2-6	.333	0-0	—	1-0-1	1	3	1	0	1	10
SAINT PETER'S (12/19)	*	35:02	3-15	.200	2-8	.250	1-2	.500	1-2-3	3	1	2	2	1	9
MANHATTAN (12/21)	*	21:20	3-11	.273	2-2	1.000	1-1	1.000	1-1-2	5	0	2	0	0	9
NIAGARA (1/9)	--- DID NOT PLAY (INACTIVE) ---														
RIDER (1/13)	*	31:14	5-11	.455	3-7	.429	2-2	1.000	0-3-3	3	1	2	0	0	15
FAIRFIELD (1/15)	*	29:10	3-10	.300	0-5	.000	0-0	—	2-0-2	2	1	1	0	0	6
at Saint Peter's (1/20)	*	31:09	2-7	.286	1-2	.500	3-4	.750	0-2-2	3	1	0	0	1	8
at Monmouth (1/22)	*	32:52	1-7	.143	1-4	.250	1-2	.500	1-1-2	2	0	2	0	2	4
at Marist (1/24)	*	33:19	1-7	.143	0-5	.000	0-0	—	0-2-2	3	3	3	0	1	2
QUINNIPAC (1/27)	*	35:28	2-6	.333	1-1	1.000	1-2	.500	0-4-4	3	2	3	0	0	6
SIENA (1/29)	*	35:09	3-9	.333	2-6	.333	0-0	—	0-0-0	1	4	4	0	0	8
at Iona (2/3)	*	33:53	2-11	.182	2-8	.250	0-0	—	0-1-1	1	3	2	0	0	6
at Fairfield (2/5)	*	40:13	2-7	.286	1-3	.333	0-0	—	0-1-1	3	1	1	1	0	5
at Quinnipiac (2/7)	*	28:08	1-6	.167	1-3	.333	0-0	—	2-2-4	3	0	2	0	0	3
MONMOUTH (2/10)	*	32:10	0-6	.000	0-4	.000	1-2	.500	2-1-3	0	1	1	1	1	1
MARIST (2/12)	*	35:39	3-10	.300	2-6	.333	4-4	1.000	0-3-3	1	1	1	0	0	12
at Manhattan (2/17)	*	31:24	4-11	.364	2-4	.500	0-1	.000	0-2-2	2	2	0	0	0	10
at Rider (2/19)	*	33:35	3-8	.375	2-7	.286	0-0	—	0-3-3	1	1	2	0	1	8
at Siena (2/24)	*	37:28	5-9	.556	0-2	.000	0-0	—	0-3-3	0	2	3	0	0	10
at Niagara (2/26)	*	33:57	3-7	.429	2-5	.400	2-2	1.000	2-0-2	2	4	5	0	0	10
IONA (3/5)															

CAREER HONORS

2020-21 MAAC All-Academic Team

2021-22 SEASON HIGHS

Points	16	vs. Youngstown State (12/8/21)
Field Goals	6	at St. Bonaventure (11/17/21)
Field Goal Att.	16	at Buffalo (11/9/21)
3-PT Field Goals	4	vs. Youngstown State (12/8/21)
3-PT Field Goal Att.	8	vs. Saint Peter's (12/19/21)
Free Throws	4	(2x), Last: vs. Marist (2/12/22)
Free Throw Att.	6	vs. Robert Morris (11/27/21)
Rebounds	7	at Binghamton (11/13/21)
Assists	4	vs. Siena (1/29/22)
Blocks	2	at Niagara (2/26/22)
Steals	2	(3x), Last: at Monmouth (1/22/22)

CAREER HIGHS

Points	16	vs. Youngstown State (12/8/21)
Field Goals	6	at St. Bonaventure (11/17/21)
Field Goal Att.	16	at Buffalo (11/9/21)
3-PT Field Goals	4	vs. Youngstown State (12/8/21)
3-PT Field Goal Att.	8	at Saint Peter's (12/19/20)
Free Throws	4	(2x), Last: vs. Marist (2/12/22)
Free Throw Att.	6	vs. Robert Morris (11/27/21)
Rebounds	7	(3x), Last: at Duquesne (12/1/21)
Assists	4	(2x), Last: at Niagara (2/26/22)
Blocks	3	vs. Buffalo (12/4/18)
Steals	3	at Saint Peter's (1/12/19)

MISCELLANEOUS

	FR	SO	JR	SR	TOTAL
Double-Doubles	—	—	—	—	—
10+ Points	—	—	1	11	12
20+ Points	—	—	—	—	—
5+ Rebounds	—	4	1	4	9
10+ Rebounds	—	—	—	—	—
5+ Assists	—	—	—	—	—
2+ 3-PT Field Goals	1	1	2	16	20
2+ Steals	1	—	1	2	4
2+ Blocks	1	—	—	1	2
Led Team in Points	—	—	—	3	3
Led Team in Rebs.	—	1	1	1	3
Led Team in Assists	1	4	1	1	7
Led Team in Steals	1	1	1	2	5
Led Team in Blocks	1	1	2	2	6

JOSEPH'S CAREER YEAR-BY-YEAR STATISTICS

SEASON	GP	GS	MIN	AVG	FG	FGA	PCT	3-FG	3-FGA	PCT	FT	FTA	PCT	OFF	DEF	TOT	AVG	PF	FO	AST	TO	BLK	STL	PTS	AVG
2018-19	25	15	306	12.3	15	48	.313	6	21	.286	3	4	.750	6	12	18	0.7	22	0	13	18	5	6	39	1.6
2019-20	26	21	513	19.7	20	83	.241	7	32	.219	9	12	.750	25	30	55	2.1	37	0	29	25	1	7	56	2.2
2020-21	5	5	145	28.9	14	40	.350	7	17	.412	6	7	.857	2	9	11	2.2	11	0	8	10	1	5	41	8.2
2021-22	27	27	917	33.9	82	249	.329	43	128	.336	24	39	.615	25	52	77	2.9	54	1	38	49	4	14	231	8.6
TOTALS	83	68	1881	22.7	131	420	.312	63	198	.318	42	62	.677	58	103	161	1.9	124	1	88	102	11	32	367	4.4



2021-22 CANISIUS WOMEN'S BASKETBALL GAME NOTES

CHEYENNE STUBBS (SHY-ANN)

FRESHMAN • GUARD • 5-5 • BRADENTON, FLA. • BRADEN RIVER

2021-22 SEASON STATS

PPG	RPG	SPG	FG%	3-FG%	FT%
5.1	2.3	1.2	35.8	38.4	78.3

LAST APPEARANCE — AT NIAGARA (2/26/22)

MIN	PTS	FG	3-FG	REB	STL
18:41	5	2-8	1-4	5	2

2021-22 • FRESHMAN SEASON

• Scored season-high 16 points at Rider (Feb. 19) ... logged season-high seven rebounds and eight steals against Quinnipiac (Jan. 27) ... 1 of 5 Division I freshmen with an eight-steal game this year ... eight steals were most since **BRITTANÉ RUSSELL** (9 vs. Colgate — 11/12/07) ... MAAC Rookie of the Week after posting 14 points and career-high seven assists against Niagara (Jan. 9) ... MAAC Co-Rookie of the Week (Dec. 27) after scoring eight points vs. Manhattan (Dec. 21)

BEFORE CANISIUS

• Played four seasons with Braden River, averaging 22.4 points, four rebounds, four assists and four steals per contest ... logged 20.4 points, 3.2 steals, three assists and 2.7 rebounds per game in her senior year ... earned All-Area and MVP honors, while also being tabbed captain

PERSONAL

• Born Feb. 6, 2003 in Charlotte, N.C. ... daughter of Darren and Kimberly Stubbs ... has five siblings — three brothers, Michael, Darren Jr., Dawaan, and two sisters, Michon and Kiara ... majoring in sports and exercise health care

2021-22 SEASON STATS

OPPONENT	GS	MP	FG-A	PCT	3P-PA	PCT	FT-A	PCT	O-D-T	PF	A	TO	BLK	STL	PTS
at Buffalo (11/9)		12:34	0-2	.000	0-0	—	2-2	1.000	1-0-1	0	1	2	0	1	2
at Binghamton (11/13)		18:08	0-1	.000	0-1	.000	0-0	—	1-0-1	1	1	0	0	1	0
at St. Bonaventure (11/17)		5:14	1-1	1.000	0-0	—	0-0	—	1-0-1	0	0	1	0	0	2
COLGATE (11/20)		11:06	1-4	.250	1-2	.500	0-0	—	0-2-2	0	0	1	0	1	3
DETROIT MERCY (11/23)		20:41	4-6	.667	3-4	.750	2-2	1.000	0-4-4	0	1	2	0	0	13
ROBERT MORRIS (11/27)		10:06	0-2	.000	0-1	.000	0-0	—	1-0-1	0	0	1	0	0	0
at Duquesne (12/1)		8:34	2-3	.667	2-3	.667	0-0	—	0-0-0	1	0	1	0	0	6
YOUNGSTOWN ST. (12/8)		17:12	1-4	.250	1-3	.333	2-2	1.000	1-1-2	0	0	1	0	0	5
at UAlbany (12/15)		17:45	2-3	.667	1-2	.500	2-2	1.000	0-0-0	0	1	1	0	2	7
SAINT PETER'S (12/19)		9:53	0-2	.000	0-2	.000	0-0	—	0-0-0	0	1	0	0	2	0
MANHATTAN (12/21)		22:05	3-6	.500	2-4	.500	0-0	—	1-1-2	1	1	0	0	2	8
NIAGARA (1/9)	*	35:37	5-10	.500	4-6	.667	0-0	—	1-0-1	2	7	2	0	0	14
RIDER (1/13)		20:09	1-5	.200	0-1	.000	0-0	—	0-0-0	0	0	1	1	2	2
FAIRFIELD (1/15)		19:45	0-2	.000	0-1	.000	0-0	—	0-2-2	2	0	3	0	0	0
at Saint Peter's (1/20)		24:44	1-3	.333	0-1	.000	4-4	1.000	1-0-1	1	0	3	0	0	6
at Monmouth (1/22)		24:59	2-7	.286	1-2	.500	0-0	—	0-2-2	2	0	3	1	1	5
at Marist (1/24)		14:28	1-5	.200	1-2	.500	0-0	—	0-2-2	4	0	1	0	0	3
QUINNIPAC (1/27)		29:22	4-8	.500	1-2	.500	0-0	—	1-6-7	2	3	1	0	8	9
SIENA (1/29)		26:47	2-6	.333	2-5	.400	1-2	.500	0-1-1	2	0	1	0	4	7
at Iona (2/3)		16:54	1-4	.250	0-1	.000	0-0	—	1-2-3	2	1	3	0	1	2
at Fairfield (2/5)		17:01	1-3	.333	1-1	1.000	0-0	—	1-3-4	2	1	4	0	0	3
at Quinnipiac (2/7)		23:58	3-9	.333	1-7	.143	2-4	.500	0-3-3	0	0	0	0	2	9
MONMOUTH (2/10)		23:19	1-7	.143	1-4	.250	2-2	1.000	1-3-4	0	1	0	0	0	5
MARIST (2/12)		12:52	1-4	.250	0-2	.000	0-0	—	0-1-1	0	0	0	0	1	2
at Manhattan (2/17)		21:12	2-4	.500	1-2	.500	0-0	—	0-2-2	1	0	2	0	1	5
at Rider (2/19)		28:02	6-9	.667	3-5	.600	1-3	.333	2-4-6	1	3	5	0	1	16
at Siena (2/24)		28:56	2-9	.222	1-5	.200	0-0	—	0-5-5	1	4	0	0	2	5
at Niagara (2/26)		18:41	2-8	.250	1-4	.250	0-0	—	0-5-5	2	1	2	1	2	5
IONA (3/5)															

CAREER HONORS

MAAC Co-Rookie of the Week (Dec. 27)

MAAC Rookie of the Week (Jan. 9)

SEASON / CAREER HIGHS

Points	16	at Rider (2/19/22)
Field Goals	6	at Rider (2/19/22)
Field Goal Att.	10	vs. Niagara (1/9/22)
3-PT Field Goals	4	vs. Niagara (1/9/22)
3-PT Field Goal Att.	7	at Quinnipiac (2/7/22)
Free Throws	4	at Saint Peter's (1/20/22)
Free Throw Att.	4	at Saint Peter's (1/20/22)
Rebounds	7	vs. Quinnipiac (1/27/22)
Assists	7	vs. Niagara (1/9/22)
Blocks	1	vs. Rider (1/13/22)
Steals	8	at Monmouth (1/22/22)

MISCELLANEOUS

	FR	TOTAL
Double-Doubles	—	—
10+ Points	3	3
20+ Points	—	—
5+ Rebounds	3	3
10+ Rebounds	—	—
5+ Assists	1	1
2+ 3-PT Field Goals	6	6
2+ Steals	9	9
2+ Blocks	—	—
Led Team in Points	—	—
Led Team in Rebs.	1	1
Led Team in Assists	4	4
Led Team in Steals	8	8
Led Team in Blocks	1	1

STUBBS'S CAREER YEAR-BY-YEAR STATISTICS

SEASON	GP	GS	MIN	AVG	FG	FGA	PCT	3-FG	3-FGA	PCT	FT	FTA	PCT	OFF	DEF	TOT	AVG	PF	FO	AST	TO	BLK	STL	PTS	AVG
2021-22	28	1	540	19.3	49	137	.358	28	73	.384	18	23	.783	14	49	63	2.3	27	0	27	41	3	34	144	5.1
TOTALS	28	1	540	19.3	49	137	.358	28	73	.384	18	23	.783	14	49	63	2.3	27	0	27	41	3	34	144	5.1



2021-22 CANISIUS WOMEN'S BASKETBALL GAME NOTES

RHAY PORTER (RAY)

FRESHMAN • FORWARD • 6-1 • SCOTIA, N.Y. • WILBRAHAM AND MONSON ACADEMY (MASS.)

2021-22 SEASON STATS

PPG	RPG	BPG	FG%	3-FG%	FT%
2.3	5.1	1.5	49.1	0-1	31.0

LAST APPEARANCE — AT NIAGARA (2/26/22)

MIN	PTS	FG	FT	REB	BLK
13:44	2	1-3	0-0	8	2

2021-22 • FRESHMAN SEASON

• Set Canisius' freshman Division I blocks record with first-quarter block vs. Siena (Jan. 29) ... hauled in season-high 15 rebounds in 18:05 against Rider (Jan. 13), becoming second Div. I player with 15+ rebounds in under 20 minutes (**LOLA PENDANDE** for Miami (Fla.) - 15 reb. in 19:10 vs. Robert Morris on Dec. 12) ... season-highs seven points and six blocks vs. Niagara (Jan. 9) ... secured 5+ rebounds in 14 of last 18 games ... first double-digit rebound game against Colgate (Nov. 20) ... has a block in 15 of 21 career appearances and in 11 of last 15

BEFORE CANISIUS

• Lettered in basketball for three seasons at Wilbraham and Monson Academy in Massachusetts ... was named team MVP and was a KITS and Dexter South All-Tournament Team selection ... also was selected to the NEPSAC Class C All-Star Game ... averaged 13 points, 13 rebounds, four blocks and two steals per contest over career ... 13.9 points, 12.5 rebounds, 3.5 blocks and two steals per game during senior year ... also was a three-year letterwinner on the volleyball court

PERSONAL

• Born Aug. 16, 2002 in St. Louis, Missouri ... daughter of Robert and Chaina Porter ... has four siblings — a brother, Dontrevius, and three sisters, Jazlyn, Kennedy and Imani ... majoring in digital media arts

2021-22 SEASON STATS

OPPONENT	GS	MP	FG-A	PCT	3P-PA	PCT	FT-A	PCT	O-D-T	PF	A	TO	BLK	STL	PTS
at Buffalo (11/9)		12:23	0-1	.000	0-0	—	1-2	.500	0-1-1	4	1	0	0	0	1
at Binghamton (11/13)		15:14	2-3	.667	0-0	—	0-2	.000	2-2-4	3	0	1	1	1	4
at St. Bonaventure (11/17)		19:43	2-2	1.000	0-0	—	0-0	—	0-3-3	2	0	1	2	0	4
COLGATE (11/20)		20:25	0-1	.000	0-0	—	0-0	—	5-5-10	0	0	0	2	1	0
DETROIT MERCY (11/23)		13:57	0-1	.000	0-0	—	0-0	—	1-4-5	3	0	3	1	1	0
ROBERT MORRIS (11/27)		16:40	0-1	.000	0-0	—	0-0	—	1-4-5	3	0	0	0	2	0
at Duquesne (12/1)									--- DID NOT PLAY (INJURED) ---						
YOUNGSTOWN ST. (12/8)		15:59	1-4	.250	0-0	—	2-4	.500	1-6-7	3	0	2	3	1	4
at UAlbany (12/15)		17:13	1-1	1.000	0-0	—	0-0	—	3-3-6	3	1	3	1	0	2
SAINT PETER'S (12/19)		19:37	2-2	1.000	0-0	—	0-1	.000	0-4-4	3	0	0	1	0	4
MANHATTAN (12/21)		20:12	0-1	.000	0-0	—	0-0	—	3-3-6	2	1	1	1	2	0
NIAGARA (1/9)		22:45	3-3	1.000	0-0	—	1-6	.167	4-6-10	5	1	3	6	1	7
RIDER (1/13)		18:05	2-5	.400	0-0	—	2-4	.500	7-8-15	1	1	1	2	1	6
FAIRFIELD (1/15)		13:29	0-2	.000	0-0	—	0-2	.000	0-2-2	0	1	0	0	0	0
at Saint Peter's (1/20)		6:24	0-0	—	0-0	—	0-0	—	0-1-1	2	0	0	1	0	0
at Monmouth (1/22)		21:53	2-3	.667	0-0	—	1-4	.250	2-4-6	3	1	1	0	1	5
at Marist (1/24)		15:16	0-2	.000	0-0	—	0-0	—	1-4-5	3	1	3	2	0	0
QUINNIPAC (1/27)		19:09	3-5	.600	0-0	—	0-0	—	1-2-3	3	0	4	5	0	6
SIENA (1/29)		19:53	2-2	1.000	0-0	—	0-2	.000	2-4-6	4	1	4	1	1	4
at Iona (2/3)		14:37	0-2	.000	0-0	—	0-0	—	0-3-3	3	1	3	0	2	0
at Fairfield (2/5)		26:54	3-4	.750	0-0	—	0-0	—	2-7-9	3	0	5	0	0	6
at Quinnipiac (2/7)		13:26	3-3	1.000	0-0	—	0-0	—	3-1-4	1	0	1	2	0	6
MONMOUTH (2/10)		6:44	0-3	.000	0-0	—	0-0	—	0-1-1	2	0	0	0	1	0
MARIST (2/12)		17:17	0-1	.000	0-1	.000	2-2	1.000	4-5-9	2	0	1	2	0	2
at Manhattan (2/17)		11:36	0-0	—	0-0	—	0-0	—	0-2-2	4	0	0	2	1	0
at Rider (2/19)		14:18	0-0	—	0-0	—	0-0	—	1-0-1	1	0	1	2	0	0
at Siena (2/24)		12:57	0-0	—	0-0	—	0-0	—	1-2-3	3	0	1	1	0	0
at Niagara (2/26)		13:44	1-3	.333	0-0	—	0-0	—	4-4-8	5	1	0	2	0	2
IONA (3/5)															

SEASON / CAREER HIGHS

Points	7	vs. Niagara (1/9/22)
Field Goals	3 (4x), Last: at Quinnipiac (2/7/22)	
Field Goal Att.	5	vs. Rider (1/13/22)
3-PT Field Goals	—	vs. Quinnipiac (1/13/22)
3-PT Field Goal Att.	—	
Free Throws	2 (3x), Last: vs. Marist (2/12/22)	
Free Throw Att.	6	vs. Niagara (1/9/22)
Rebounds	15	vs. Rider (1/13/22)
Assists	1 (9x), Last: at Niagara (2/26/22)	
Blocks	6	vs. Niagara (1/9/22)
Steals	2 (3x), Last: at Iona (2/3/22)	

MISCELLANEOUS

	FR	TOTAL
Double-Doubles	—	—
10+ Points	—	—
20+ Points	—	—
5+ Rebounds	13	13
10+ Rebounds	3	3
5+ Assists	—	—
2+ 3-PT Field Goals	—	—
2+ Steals	3	3
2+ Blocks	12	12
Led Team in Points	—	—
Led Team in Rebs.	9	9
Led Team in Assists	—	—
Led Team in Steals	3	3
Led Team in Blocks	14	14

PORTER'S CAREER YEAR-BY-YEAR STATISTICS

SEASON	GP	GS	MIN	AVG	FG	FGA	PCT	3-FG	3-FGA	PCT	FT	FTA	PCT	OFF	DEF	TOT	AVG	PF	FO	AST	TO	BLK	STL	PTS	AVG
2021-22	27	0	440	16.3	27	55	.491	0	1	.000	9	29	.310	48	91	139	5.1	71	2	11	39	40	16	63	2.3
TOTALS	27	0	440	16.3	27	55	.491	0	1	.000	9	29	.310	48	91	139	5.1	71	2	11	39	40	16	63	2.3



2021-22 CANISIUS WOMEN'S BASKETBALL GAME NOTES

2021-22 GAME-BY-GAME COMPARISONS

Opponent	1st	2nd	1st H	3rd	4th	2nd H	OT	Score	Mar	FG	FG%	3-FG	3-FG%	FT	FT%	Reb	Mar	Ast	TOs	Block	Steals	Fouls
Canisius	13	4	17	19	6	25	—	42	(60)	16-61	.262	5-24	.208	5-9	.556	32	(22)	8	27	0	6	20
at BUFFALO	25	26	51	24	27	51	—	102		36-74	.486	4-17	.235	26-29	.897	54		18	12	5	19	13
Canisius	8	18	26	18	12	30	—	56	(17)	21-60	.350	5-20	.250	9-19	.474	44	+6	8	23	1	8	16
at BINGHAMTON	12	12	24	18	31	49	—	73		28-62	.452	7-23	.304	10-13	.769	38		16	15	4	11	20
Canisius	18	9	27	19	13	32	—	59	(8)	23-59	.390	7-27	.259	6-12	.500	40	+8	8	17	4	4	17
at ST. BONAVENTURE	14	15	29	15	23	38	—	67		24-56	.429	6-20	.300	13-20	.650	32		7	11	5	5	12
at CANISIUS	17	17	34	8	19	27	—	61	+3	22-60	.367	7-25	.280	10-14	.714	43	+2	11	20	2	9	14
Colgate	13	8	21	12	25	37	—	58		23-67	.343	8-17	.471	4-6	.667	41		9	19	4	4	20
at CANISIUS	14	16	30	14	20	34	—	64	+9	19-48	.396	11-26	.423	15-24	.625	35	(8)	12	24	2	5	14
Detroit Mercy	13	12	25	19	11	30	—	55		21-65	.323	3-14	.214	10-17	.588	43		10	19	3	8	25
at Canisius	8	10	18	14	11	25	—	43	(14)	13-48	.271	3-20	.150	14-22	.636	32	(2)	6	11	2	7	13
ROBERT MORRIS	13	17	30	13	14	27	—	57		21-49	.429	8-17	.471	7-12	.583	34		11	13	1	2	21
Canisius	12	11	23	18	19	37	—	60	(9)	23-60	.383	11-33	.333	3-4	.750	27	(10)	13	13	3	6	14
at DUQUESNE	21	18	39	18	12	30	—	69		27-53	.509	5-18	.278	10-13	.769	37		20	14	5	7	13
at Canisius	8	17	25	18	23	41	—	66	(3)	20-43	.465	7-17	.412	19-29	.655	29	(5)	6	19	6	6	19
YOUNGSTOWN ST.	14	19	33	17	19	36	—	69		26-60	.433	7-23	.304	10-13	.769	34		10	17	1	5	24
Canisius	8	14	22	18	6	24	—	46	(19)	18-54	.333	7-28	.250	3-3	1.000	28	(8)	13	19	3	7	13
at UALBANY	10	19	29	22	14	36	—	65		28-62	.452	2-12	.167	7-11	.636	36		18	12	6	6	8
at Canisius	18	13	31	10	14	24	—	55	(10)	19-63	.302	8-29	.276	9-12	.750	30	(18)	9	16	6	8	14
SAINT PETER'S	13	21	34	20	11	31	—	65		27-59	.458	3-13	.231	8-11	.727	48		16	21	2	6	17
at Canisius	15	15	30	18	15	33	—	63	(22)	22-58	.379	11-30	.367	8-14	.571	31	(11)	10	18	5	10	17
MANHATTAN	15	22	37	31	17	48	—	85		32-64	.500	8-15	.533	13-19	.684	42		17	14	1	12	15
at Canisius	16	18	34	23	16	39	13	86	(1)	31-66	.470	11-25	.440	13-24	.542	36	(15)	17	23	7	6	23
NIAGARA	26	7	33	19	21	40	14	87		32-76	.421	4-15	.267	19-29	.655	51		14	23	2	8	26
at Canisius	9	14	23	14	14	28	—	51	(8)	19-61	.311	5-24	.208	8-12	.667	43	+2	7	14	7	6	16
RIDER	12	11	23	22	14	36	—	59		21-57	.368	6-19	.316	11-20	.550	41		13	12	4	4	11
at Canisius	5	8	13	12	12	24	—	37	(36)	15-51	.294	5-19	.263	2-6	.333	27	(8)	10	18	2	3	11
FAIRFIELD	17	19	36	18	19	37	—	73		30-55	.545	2-11	.182	11-13	.846	35		18	10	2	10	9
Canisius	16	15	31	10	14	24	—	55	(19)	18-48	.375	8-21	.381	11-12	.917	22	(15)	9	17	2	8	17
at SAINT PETER'S	15	21	36	24	14	38	—	74		30-56	.536	4-11	.364	10-15	.667	37		16	13	2	9	17
Canisius	11	15	26	8	14	22	—	48	(12)	18-53	.340	6-19	.316	6-11	.545	28	(6)	6	18	1	9	17
at MONMOUTH	12	13	25	21	14	35	—	60		21-47	.447	6-18	.333	12-15	.800	34		12	20	3	10	13
Canisius	5	19	24	14	6	20	—	44	(13)	16-50	.320	9-28	.321	3-7	.429	33	(8)	9	16	3	4	20
at MARIST	16	11	27	16	14	30	—	57		22-55	.400	5-16	.313	8-18	.444	41		15	10	2	8	11
at Canisius	15	9	24	15	14	29	—	53	(9)	18-49	.367	8-17	.471	9-12	.750	30	(10)	10	23	9	10	16
QUINNIPIAC	16	16	32	14	16	30	—	62		26-65	.400	5-17	.294	5-12	.417	40		16	17	5	6	13
at CANISIUS	17	26	43	23	15	38	—	81	+3	25-50	.500	15-27	.556	16-25	.640	28	+1	20	21	1	10	17
Siena	13	18	31	28	19	47	—	78		29-49	.592	3-8	.375	17-23	.739	27		12	16	5	9	21
Canisius	10	20	30	9	16	25	—	55	(11)	21-53	.396	10-25	.400	3-3	1.000	27	(6)	15	20	1	9	15
at IONA	15	18	33	18	15	33	—	66		29-53	.547	2-11	.182	6-13	.462	33		19	16	3	11	8
Canisius	16	6	22	11	19	30	2	54	(9)	22-51	.431	7-24	.292	3-5	.600	34	+2	6	22	2	3	16
at FAIRFIELD	9	11	20	18	14	32	11	63		22-67	.328	8-25	.320	11-18	.611	32		14	10	3	10	9
Canisius	8	7	15	18	22	40	—	55	(21)	18-58	.310	7-30	.233	12-20	.600	36	(7)	6	13	4	6	14
at QUINNIPIAC	18	16	34	15	27	42	—	76		30-64	.469	4-18	.222	12-14	.857	43		13	9	3	5	18
at Canisius	16	9	25	11	16	27	—	52	(10)	20-62	.323	5-28	.179	7-10	.700	31	(16)	7	11	4	7	14
MONMOUTH	7	12	19	14	29	43	—	62		25-56	.446	2-18	.111	10-18	.556	47		14	19	6	7	11
at CANISIUS	11	12	23	16	26	42	—	65	+4	21-64	.328	8-31	.258	15-20	.750	40	(8)	10	12	7	6	11
Marist	16	14	30	14	17	31	—	61		23-66	.348	3-15	.200	12-17	.706	48		11	15	6	9	16
Canisius	10	15	25	21	16	37	—	62	(24)	22-66	.333	13-36	.361	5-9	.556	28	(17)	11	16	2	7	17
at MANHATTAN	22	22	44	19	23	42	—	86		33-60	.550	2-10	.200	18-20	.900	45		15	14	4	7	9
Canisius	14	13	27	16	14	30	—	57	(14)	22-52	.423	9-26	.346	4-7	.571	30	+2	7	16	3	4	6
at RIDER	20	17	37	18	16	34	—	71		29-56	.518	6-20	.300	7-7	1.000	28		15	9	3	10	10
Canisius	15	8	23	18	13	31	—	54	(2)	21-53	.396	6-20	.300	6-8	.750	35	(4)	11	16	3	3	12
at SIENA	18	9	27	10	19	29	—	56		20-63	.317	7-16	.438	9-12	.750	39		9	9	2	5	13
Canisius	22	20	42	19	17	36	—	78	(4)	28-61	.459	12-31	.387	10-14	.714	40	+2	17	25	3	3	20
at NIAGARA	19	18	37	22	23	45	—	82		29-77	.377	8-24	.333	16-29	.552	38		13	11	2	12	16
at Canisius																						
Iona																						

Winners listed in ALL CAPS



2021-22 CANISIUS WOMEN'S BASKETBALL GAME NOTES

2021-22 SPECIALTY STATS

Opponent	POINTS IN PAINT			POINTS OFF TURNOVERS			2ND CHANCE POINTS			FASTBREAK POINTS			BENCH POINTS		
	CAN	OPP	MARGIN	CAN	OPP	MARGIN	CAN	OPP	MARGIN	CAN	OPP	MARGIN	CAN	OPP	MARGIN
at Buffalo (11/9)	18	62	(44)	8	43	(35)	8	19	(11)	4	32	(28)	8	40	(32)
at Binghamton (11/13)	30	40	(10)	10	22	(12)	18	10	+8	0	15	(15)	7	32	(25)
at St. Bonaventure (11/17)	24	30	(6)	5	14	(9)	9	8	+1	6	10	(4)	16	19	(3)
COLGATE (11/20)	26	26	0	10	19	(9)	7	14	(7)	10	4	+6	16	16	0
DETROIT MERCY (11/23)	10	28	(18)	14	22	(8)	14	27	(13)	2	6	(4)	17	24	(7)
ROBERT MORRIS (11/27)	10	22	(12)	4	10	(6)	5	6	(1)	1	2	(1)	7	12	(5)
at Duquesne (12/1)	20	38	(18)	9	20	(11)	6	6	0	3	15	(12)	21	26	(5)
YOUNGSTOWN STATE (12/8)	16	30	(14)	12	19	(7)	10	14	(4)	3	4	(1)	18	25	(7)
at UAlbany (12/15)	22	44	(22)	8	17	(9)	12	11	+1	0	4	(4)	11	32	(21)
SAINT PETER'S (12/19)	18	42	(24)	25	16	+9	3	12	(9)	7	8	(1)	16	20	(4)
MANHATTAN (12/21)	10	40	(30)	10	19	(9)	2	14	(12)	11	23	(12)	24	21	+3
NIAGARA (1/9)	38	52	(14)	13	25	(12)	14	15	(1)	11	4	+7	12	33	(21)
RIDER (1/13)	26	26	0	6	15	(9)	13	6	+7	5	22	(17)	10	11	(1)
FAIRFIELD (1/15)	12	42	(30)	6	26	(20)	5	18	(13)	5	4	+1	7	18	(11)
at Saint Peter's (1/20)	10	46	(36)	10	22	(12)	11	20	(9)	2	11	(9)	22	12	+10
at Monmouth (1/22)	18	26	(8)	8	18	(10)	4	4	0	2	9	(7)	13	16	(3)
at Marist (1/24)	6	30	(24)	7	17	(10)	5	9	(4)	0	6	(6)	12	7	+5
QUINNIPIAC (1/27)	12	30	(18)	15	21	(6)	0	8	(8)	12	9	+3	15	16	(1)
SIENA (1/29)	14	44	(30)	25	26	(1)	16	4	+12	4	8	(4)	23	39	(16)
at Iona (2/3)	18	54	(36)	19	19	0	5	8	(3)	2	8	(6)	9	17	(8)
at Fairfield (2/5)	20	20	0	5	16	(11)	7	11	(4)	2	13	(11)	15	7	+8
at Quinnipiac (2/7)	18	44	(26)	7	16	(9)	14	16	(2)	6	8	(2)	23	13	+10
MONMOUTH (2/10)	20	38	(18)	12	13	(1)	10	14	(4)	6	13	(7)	6	21	(15)
MARIST (2/12)	20	36	(16)	23	16	+7	6	14	(8)	5	12	(7)	5	5	0
at Manhattan (2/17)	12	48	(36)	15	19	(4)	6	15	(9)	6	5	+1	7	17	(10)
at Rider (2/19)	18	42	(24)	7	20	(13)	12	9	+3	1	6	(5)	26	11	+15
at Siena (2/24)	26	24	+2	9	16	(7)	6	12	(6)	5	0	+5	17	9	+8
at Niagara (2/26)	28	40	(12)	20	29	(9)	16	20	(4)	1	13	(12)	7	27	(20)
IONA (3/5)															
AVG/GM — OVERALL	18.6	37.3	(18.7)	11.5	19.8	(8.3)	8.7	12.3	(3.6)	4.4	9.8	(5.4)	13.9	19.5	(5.6)
AVG/GM — MAAC GAMES	18.1	38.1	(20.0)	12.7	19.4	(6.7)	8.2	12.1	(3.9)	4.9	9.6	(4.7)	14.2	16.8	(2.7)



2021-22 CANISIUS WOMEN'S BASKETBALL GAME NOTES

2021-22 INDIVIDUAL GAME-BY-GAME LEADERS

Opponent	SCORE	W/L	POINTS	REBOUNDS	ASSISTS	STEALS	BLOCKS
at Buffalo (11/9)	42-102	L	13, Erika Joseph Dani Haskell	7, Dani Haskell	2, Shaunae Brown Dani Haskell	3, Dani Haskell	—
at Binghamton (11/13)	56-73	L	25, Dani Haskell	11, Kayla Jackson	4, Dani Haskell	2, Shaunae Brown Ella Väättänen Dani Haskell	1, Rhay Porter
at St. Bonaventure (11/17)	59-67	L	16, Shaunae Brown	12, Kayla Jackson	3, Shaunae Brown	2, Shaunae Brown	2, Rhay Porter
COLGATE (12/20)	61-58	W	13, Shaunae Brown	10, Rhay Porter	4, Shaunae Brown	2, Kayla Jackson Lydia Gattozzi	2, Rhay Porter
DETROIT MERCY (11/23)	64-55	W	24, Dani Haskell	10, Kayla Jackson	3, Athina Lexa	2, Erika Joseph	1, Kayla Jackson Rhay Porter
ROBERT MORRIS (11/27)	43-57	L	18, Dani Haskell	11, Kayla Jackson	3, Dani Haskell	2, Rhay Porter Athina Lexa	1, Ella Väättänen Kayla Jackson
at Duquesne (12/1)	60-69	L	15, Lydia Gattozzi	7, Erika Joseph	6, Shaunae Brown	2, Kayla Jackson Dani Haskell	2, Lydia Gattozzi
YOUNGSTOWN STATE (12/8)	66-69	L	16, Erika Joseph	7, Rhay Porter	3, Dani Haskell	3, Kayla Jackson	3, Rhay Porter
at UAlbany (12/15)	46-65	L	11, Dani Haskell	8, Kayla Jackson	4, Dani Haskell	2, Cheyenne Stubbs	1, Ella Väättänen Lydia Gattozzi Rhay Porter
SAINT PETER'S (12/19)	55-65	L	13, Shaunae Brown	7, Shaunae Brown	4, Shaunae Brown	3, Kayla Jackson	2, Ella Väättänen Erika Joseph
MANHATTAN (12/21)	63-85	L	17, Dani Haskell	6, Rhay Porter	4, Dani Haskell	2, Ella Väättänen Dani Haskell Rhay Porter Cheyenne Stubbs	3, Ella Väättänen
NIAGARA (1/9)	86-87	OTL	27, Dani Haskell	10, Rhay Porter	7, Cheyenne Stubbs	4, Dani Haskell	6, Rhay Porter
RIDER (1/13)	51-59	L	15, Erika Joseph	15, Rhay Porter	3, Dani Haskell	2, Cheyenne Stubbs	3, Ella Väättänen
FAIRFIELD (1/15)	37-73	L	10, Dani Haskell	4, Kayla Jackson	2, Ella Väättänen Kayla Jackson Lydia Gattozzi Athina Lexa	2, Kayla Jackson	1, Ella Väättänen Dani Haskell
at Saint Peter's (1/20)	55-74	L	14, Athina Lexa	5, Kayla Jackson	4, Shaunae Brown	3, Dani Haskell	1, Rhay Porter Athina Lexa
at Monmouth (1/22)	48-60	L	13, Dani Haskell	6, Rhay Porter	3, Athina Lexa	2, Kayla Jackson Athina Lexa Erika Joseph	1, Cheyenne Stubbs
at Marist (1/24)	44-57	L	12, Shaunae Brown	7, Kayla Jackson	3, Erika Joseph	2, Shaunae Brown	2, Rhay Porter
QUINNIPIAC (1/27)	53-62	L	16, Dani Haskell	7, Cheyenne Stubbs	3, Dani Haskell Cheyenne Stubbs	8, Cheyenne Stubbs	5, Rhay Porter
SIENA (1/29)	81-78	W	24, Dani Haskell	6, Rhay Porter	5, Dani Haskell	4, Cheyenne Stubbs	1, Rhay Porter
at Iona (2/3)	55-66	L	14, Athina Lexa	6, Dani Haskell	6, Dani Haskell	2, Ella Väättänen Athina Lexa Rhay Porter	1, Ella Väättänen
at Fairfield (2/5)	54-63	OTL	15, Shaunae Brown	9, Ella Väättänen Rhay Porter	3, Dani Haskell	1, Athina Lexa Dani Haskell Lydia Gattozzi	1, Ella Väättänen Erika Joseph
at Quinnipiac (2/7)	55-76	L	14, Shaunae Brown	6, Dani Haskell	3, Shaunae Brown	2, Shaunae Brown Dani Haskell Cheyenne Stubbs	2, Rhay Porter
MONMOUTH (2/10)	52-62	L	16, Athina Lexa	7, Athina Lexa	2, Shaunae Brown Dani Haskell	2, Dani Haskell	2, Kayla Jackson
MARIST (2/12)	65-61	W	26, Athina Lexa	9, Rhay Porter	5, Dani Haskell	2, Athina Lexa	5, Ella Väättänen
at Manhattan (2/17)	62-86	L	21, Dani Haskell	6, Kayla Jackson	5, Dani Haskell	2, Shaunae Brown Dani Haskell	2, Rhay Porter
at Rider (2/19)	57-71	L	17, Athina Lexa	7, Dani Haskell	3, Cheyenne Stubbs	2, Athina Lexa	2, Rhay Porter
at Siena (2/24)	54-56	L	14, Dani Haskell	7, Athina Lexa	4, Cheyenne Stubbs	2, Cheyenne Stubbs	2, Ella Väättänen
at Niagara (2/26)	78-82	L	23, Athina Lexa	14, Kayla Jackson	5, Shaunae Brown	2, Cheyenne Stubbs	2, Rhay Porter
IONA (3/5)							



2021-22 CANISIUS WOMEN'S BASKETBALL GAME NOTES

2021-22 INDIVIDUAL SUPERLATIVES

CATEGORY	CANISIUS	OPPONENT
Points Scored	27, Dani Haskell, vs. Niagara (1/9/22)	28, Chelsea Olson, vs. Youngstown State (12/8/21) Kendrea Williams, at Saint Peter's (1/20/22)
Field Goals Made	9, (3x), Last: Athina Lexa, vs. Marist (2/12/22)	12, (4x), Last: Mikala Morris, at Quinnipiac (2/7/22)
Field Goal Attempts	19, Dani Haskell, at Binghamton (11/13/21)	21, Alexa Brodie, vs. Colgate (11/20/21)
Field Goal Pct. (Min. 5 Made)	.750 (6-8), Erika Joseph, vs. Youngstown State (12/8/21)	.889 (8-9), Precious Johnson, at Duquesne (12/1/21)
Field Goal Pct. (Min. 10 Made)	—	.857 (12-14), Rayshel Brown, vs. Siena (1/29/22) Ketsia Athias, at Iona (2/3/22)
3-Point Field Goals Made	5, (3x), Last: Dani Haskell, at Manhattan (2/17/22)	7, Ahniysha Jackson, at Siena (2/24/22)
3-Point Field Goal Attempts	12, Dani Haskell, vs. Detroit Mercy (11/23/21)	14, Sam Lewis, at Fairfield (2/5/22)
3-Point FG Pct. (Min. 3 Made)	1.000 (3-3), Shaunae Brown, vs. Siena (1/29/22)	.875 (7-8), Ahniysha Jackson, at Siena (2/24/22)
Free Throws Made	9, Dani Haskell, vs. Detroit Mercy (11/23/21)	8, Selena Philoxy, vs. Siena (1/29/22)
Free Throw Attempts	10, Dani Haskell, vs. Detroit Mercy (11/23/21) Dani Haskell, vs. Quinnipiac (1/27/22)	11, Selena Philoxy, vs. Siena (1/29/22) Anabel Ellison, vs. Marist (2/12/22)
Free Throw Pct. (Min. 5 Made)	.900 (9-10), Dani Haskell, vs. Detroit Mercy (11/23/21)	1.000 (6-6), Jade Blagrove, at Manhattan (2/17/22)
Offensive Rebounds	7, Rhay Porter, vs. Rider (1/13/22)	7, Sydney Faulcon, vs. Niagara (1/9/22)
Defensive Rebounds	12, Kayla Jackson, at Niagara (2/26/22)	7, Aaliyah Parker, at Niagara (2/26/22)
Total Rebounds	15, Rhay Porter, vs. Rider (1/13/22)	13, Ketsia Athias, at Iona (2/3/22)
Assists	7, Cheyenne Stubbs, vs. Niagara (1/9/22)	15, Ketsia Athias, at Iona (2/3/22)
Turnovers	9, Dani Haskell, at Binghamton (11/13/21)	10, Megan McConnell, at Duquesne (12/1/21)
Blocked Shots	6, Rhay Porter, vs. Niagara (1/9/22)	8, Ketsia Athias, at Iona (2/3/22)
Steals	8, Cheyenne Stubbs, vs. Quinnipiac (1/27/22)	3, I'yanna Lops, at St. Bonaventure (11/17/21) Lucia Decortes, at Albany (12/15/21)
Minutes Played	41:20, Shaunae Brown, at Fairfield (2/5/22)	6, Aaliyah Parker, at Niagara (2/26/22)
		45:00, Rachel Hakes, at Fairfield (2/5/22)

2021-22 TEAM SUPERLATIVES

CANISIUS HIGH	CANISIUS LOW	CATEGORY	OPPONENT HIGH	OPPONENT LOW
86, vs. Niagara (1/9/22)	37, vs. Fairfield (1/15/22)	Points	102, at Buffalo (11/9/21)	55, vs. Detroit Mercy (11/23/21)
43, 1st half, vs. Siena (1/29/22)	13, 1st half, vs. Fairfield (1/15/22)	Points in a Half	51, 1st half, at Buffalo (11/9/21) 2nd half, at Buffalo (11/9/21)	19, 1st half, vs. Monmouth (2/10/22)
13, vs. Niagara (1/9/22)	2, at Fairfield (2/5/22)	Points in OT	14, vs. Niagara (1/9/22)	11, at Fairfield (2/5/22)
31, vs. Niagara (1/9/22)	13, vs. Robert Morris (11/27/21)	Field Goals Made	36, at Buffalo (11/9/21)	20, at Siena (2/24/22)
66, vs. Niagara (1/9/22) at Manhattan (2/17/22)	43, vs. Youngstown State (12/8/21)	Field Goal Attempts	77, at Niagara (2/26/22)	47, at Monmouth (1/22/22)
.500 (25-50), vs. Siena (1/29/22)	.262 (16-61), at Buffalo (11/9/21)	Field Goal Percentage	.592 (29-49), vs. Siena (1/29/22)	.317 (20-63), at Siena (2/24/22)
15, vs. Siena (1/29/22)	3, vs. Robert Morris (11/27/21)	3-Point Field Goals	8, (5x), Last: at Niagara (2/26/22)	2, (5x), Last: at Manhattan (2/17/22)
36, at Manhattan (2/17/22)	17, vs. Youngstown State (12/8/21) vs. Quinnipiac (1/27/22)	3-Point FG Attempts	25, at Fairfield (2/5/22)	8, vs. Siena (1/29/22)
.556 (15-27), vs. Siena (1/29/22)	.150 (3-20), vs. Robert Morris (11/27/21)	3-Point FG Percentage	.533 (8-15), vs. Manhattan (12/21/21)	.111 (2-18), vs. Monmouth (2/10/22)
19, vs. Youngstown State (12/8/21)	2, vs. Fairfield (1/15/22)	Free Throws Made	26, at Buffalo (11/9/21)	4, vs. Colgate (11/20/21)
29, vs. Youngstown State (12/8/21)	3, at Albany (12/15/21) at Iona (2/3/22)	Free Throw Attempts	29, (3x), Last: at Niagara (2/26/22)	6, vs. Colgate (11/20/21)
1.000 (3-3), at Albany (12/15/21) at Iona (2/3/22)	.333 (2-6), vs. Fairfield (1/15/22)	Free Throw Percentage	1.000 (7-7), at Rider (2/19/22)	.417 (5-12), vs. Quinnipiac (1/27/22)
17, at Binghamton (11/13/21)	5, at Iona (2/3/22)	Offensive Rebounds	26, vs. Niagara (1/9/22)	5, at Monmouth (1/22/22)
31, vs. Colgate (11/20/21)	13, at Saint Peter's (1/20/22)	Defensive Rebounds	35, at Buffalo (11/9/21) at Manhattan (2/17/22)	17, at Niagara (2/26/22)
44, at Binghamton (11/13/21)	22, at Saint Peter's (1/20/22)	Rebounds	54, at Buffalo (11/9/21)	27, vs. Siena (1/29/22)
23, vs. Niagara (1/9/22)	6, at Rider (2/19/22)	Fouls	26, vs. Niagara (1/9/22)	8, at Albany (12/15/21) at Iona (2/3/22)
2, at Niagara (2/26/22)	0, (23x), Last: at Siena (2/24/22)	Disqualifications	2, vs. Detroit Mercy (11/23/21) vs. Siena (1/29/22)	0, (24x), Last: at Niagara (2/26/22)
20, vs. Siena (1/29/22)	6, (5x), Last: at Quinnipiac (2/7/22)	Assists	20, at Duquesne (12/1/21)	7, at St. Bonaventure (11/17/21)
27, at Buffalo (11/9/21)	11, vs. Robert Morris (11/27/21) vs. Monmouth (2/10/22)	Turnovers	23, vs. Niagara (1/9/22)	9, (3x), Last: at Siena (2/24/22)
9, vs. Quinnipiac (1/27/22)	0, at Buffalo (11/9/21)	Blocked Shots	6, at Albany (12/15/21) vs. Monmouth (2/10/22)	1, (3x), Last: vs. Manhattan (12/21/21)
10, (3x), Last: vs. Siena (1/29/22)	3, (4x), Last: at Niagara (2/26/22)	Steals	19, at Buffalo (11/9/21)	2, vs. Robert Morris (11/27/21)



2021-22 CANISIUS WOMEN'S BASKETBALL GAME NOTES

2021-22 GAME-BY-GAME LEAD AND DEFICIT BREAKDOWN

OPPONENT	FIRST HALF			SECOND HALF			FINAL SCORE			LARGEST		TIMES TIED	LEAD CHANGES	TIME LED	
	CAN	OPP	MARGIN	CAN	OPP	MARGIN	CAN	OPP	MARGIN	LEAD	DEFICIT			MIN	%
at Buffalo (11/9)	17	51	(34)	25	51	(26)	42	102	(60)	1	60	0	4	1:02	2.6%
at Binghamton (11/13)	26	24	+2	30	49	(19)	56	73	(17)	4	17	11	9	12:22	30.9%
at St. Bonaventure (11/17)	27	29	(2)	32	38	(6)	59	67	(8)	7	8	5	12	18:37	46.5%
COLGATE (11/20)	34	21	+13	27	37	(10)	61	58	+3	16	7	3	1	34:37	86.5%
DETROIT MERCY (11/23)	30	25	+5	34	30	+4	64	55	+9	10	6	3	5	24:29	61.2%
ROBERT MORRIS (11/27)	18	30	(12)	25	27	(2)	43	57	(14)	—	17	1	0	0:00	0.0%
at Duquesne (12/1)	23	39	(16)	37	30	+7	60	69	(9)	—	19	1	0	0:00	0.0%
YOUNGSTOWN STATE (12/8)	25	33	(8)	41	36	+5	66	69	(3)	2	14	2	5	1:06	2.8%
at UAlbany (12/15)	22	29	(7)	24	36	(12)	46	65	(19)	3	21	6	4	5:06	12.8%
SAINT PETER'S (12/19)	31	34	(3)	24	31	(7)	55	65	(10)	7	17	6	2	10:15	25.6%
MANHATTAN (12/21)	30	37	(7)	33	48	(15)	63	85	(22)	3	27	5	6	3:54	9.8%
NIAGARA (1/9)	34	33	+1	39	40	(1)	86	87	(1)	12	11	6	4	22:54	50.9%
RIDER (1/13)	23	23	0	28	36	(8)	51	59	(8)	5	13	4	2	5:12	13.0%
FAIRFIELD (1/15)	13	36	(23)	24	37	(13)	37	73	(36)	1	40	0	1	1:37	4.0%
at Saint Peter's (1/20)	31	36	(5)	24	38	(14)	55	74	(19)	4	23	4	7	6:10	15.4%
at Monmouth (1/22)	26	25	+1	22	35	(13)	48	60	(12)	4	14	3	6	9:45	24.4%
at Marist (1/24)	24	27	(3)	20	30	(10)	44	57	(13)	0	16	0	0	0:00	0.0%
QUINNIPIAC (1/27)	24	32	(8)	29	30	(1)	53	62	(9)	1	13	2	4	1:11	3.0%
SIENA (1/29)	43	31	+12	38	47	(9)	81	78	+3	13	2	2	3	35:47	89.5%
at Iona (2/3)	30	33	(3)	25	33	(8)	55	66	(11)	1	13	2	4	1:17	3.2%
at Fairfield (2/5)	22	20	+2	30	32	(2)	54	63	(9)	7	9	5	8	18:47	41.7%
at Quinnipiac (2/7)	15	34	(19)	40	42	(2)	55	76	(21)	1	26	1	2	0:26	1.1%
MONMOUTH (2/10)	25	19	+6	27	43	(16)	52	62	(10)	11	10	3	7	24:27	61.1%
MARIST (2/12)	23	30	(7)	42	31	+11	65	61	+4	4	13	6	5	2:46	6.9%
at Manhattan (2/17)	25	44	(19)	37	42	(5)	62	86	(24)	3	27	0	1	1:15	3.1%
at Rider (2/19)	27	37	(10)	30	34	(4)	57	71	(14)	2	17	1	3	0:55	2.3%
at Siena (2/24)	23	27	(4)	31	29	+2	54	56	(2)	4	9	7	8	7:41	19.2%
at Niagara (2/26)	42	37	+5	36	45	(9)	78	82	(4)	10	8	5	13	23:16	58.2%
IONA (3/5)															
AVERAGE PER GAME	26.2	31.3	(5.1)	30.5	37.0	(6.5)	57.2	69.2	(12.0)	5.2	17.0	3.4	4.5	9:49	24.3%
AVG/GM — MAAC GAMES	26.9	31.3	(4.4)	30.5	37.0	(6.5)	58.2	69.6	(11.5)	4.9	16.2	3.3	4.5	9:21	1.2%



2021-22 CANISIUS WOMEN'S BASKETBALL GAME NOTES

2021-22 BOX SCORES



GAME #5
11/23/21
vs. Detroit Mercy
Koessler Athletic
Center



GAME #6
11/27/21
vs. Robert Morris
Koessler Athletic
Center



Detroit Mercy - 55																		
Record: 0-5																		
NO.	Name	Min	FG	3P	FT	Rebounds	Fouls	TP	AS	TO	ST	Blocks	BS	BA	BA	BA	BA	BA
			M-A	M-A	M-A	OR	DR	TOT	PF	FD								
1	Irene Murua	F 35:39	3-11	0-1	4-6	6	6	12	2	6	10	4	2	0	0	1	8	
11	Dajia Moses	F 14:58	1-3	0-0	0-0	2	3	5	0	1	2	1	2	0	0	0	9	
0	Imani McNeal	G 17:02	1-6	0-1	1-2	2	1	3	5	1	3	0	3	1	0	0	5	
3	Brandi Washington	G 36:44	5-12	3-7	3-4	2	3	5	4	2	16	1	4	0	1	0	3	
10	Sydney Seary	G 14:56	0-4	0-1	0-2	0	1	1	5	1	0	1	0	0	0	0	13	
23	Monique Pruitt	29:18	7-19	0-2	2-3	2	5	7	4	2	16	0	3	4	2	0	0	
24	Tori Powell	21:15	1-3	0-1	0-0	0	0	0	0	1	1	2	1	2	0	0	0	
5	Sonia Pereda	05:26	0-1	0-0	0-0	0	0	0	0	0	0	0	2	0	0	1	2	
2	Akylia Baker	19:28	3-5	0-1	0-0	1	3	4	4	0	6	1	1	0	3	0	0	3
55	Lucia Fleita Robles	05:09	0-1	0-0	0-0	0	0	0	0	0	0	1	1	0	0	0	0	4
4	A'Moni Waiters	00:05	0-0	0-0	0-0	0	0	0	0	0	0	0	0	0	0	0	0	1
Team						4	2	6	0	0	0	0	0	0	0	0	0	0
Totals			21-65	3-14	10-17	19	24	43	25	14	55	10	19	8	3	2	9	
Technical Fouls: NONE																		
Dead Ball Rebounds: 5, 1																		

Robert Morris - 57																		
Record: 3-3																		
NO.	Name	Min	FG	3P	FT	Rebounds	Fouls	TP	AS	TO	ST	Blocks	BS	BA	BA	BA	BA	BA
			M-A	M-A	M-A	OR	DR	TOT	PF	FD								
24	Sol Castro	F 34:15	3-9	0-0	2-5	0	4	4	4	4	8	0	5	0	1	1	17	
43	Ashya Klopstein	C 23:42	3-4	0-0	4-4	3	5	8	3	3	10	1	0	0	0	0	5	
12	Nina Augustin	G 25:17	2-6	1-4	0-0	0	1	1	4	1	5	1	1	0	0	0	0	
22	Esther Castedo	G 36:25	7-13	2-3	1-1	2	3	5	1	2	17	5	2	0	0	1	12	
35	Simone Morris	G 13:35	2-4	1-2	0-0	0	1	1	2	0	5	0	0	0	0	0	0	
14	Rebecca Dwomoh	03:35	0-0	0-0	0-2	0	1	1	0	1	0	0	0	1	0	0	2	
2	Mackenzie Amalia	24:22	4-8	4-7	0-0	0	4	4	1	0	12	1	2	0	0	0	8	
44	Alejandra Mastral	16:46	0-1	0-1	0-0	0	0	0	1	1	0	1	1	0	0	0	0	
11	Natalie Villafior	07:05	0-3	0-0	0-0	0	1	1	1	1	0	1	0	1	0	0	0	
23	Phoenix Gedeon	14:00	0-1	0-0	0-0	0	5	5	3	0	0	1	2	0	0	0	10	
4	Danielle Vuletic	00:48	0-0	0-0	0-0	0	0	0	1	0	0	0	0	0	0	0	0	2
Team						2	2	4	0	0	0	0	0	0	0	0	0	0
Totals			21-49	8-17	7-12	8	26	34	21	13	57	11	13	2	1	2	14	
Technical Fouls: NONE																		
Dead Ball Rebounds: 2, 0																		

Canisius - 64																		
Record: 2-3																		
NO.	Name	Min	FG	3P	FT	Rebounds	Fouls	TP	AS	TO	ST	Blocks	BS	BA	BA	BA	BA	BA
			M-A	M-A	M-A	OR	DR	TOT	PF	FD								
5	Ella Vaatanen	F 12:32	1-3	1-3	0-2	0	2	2	1	1	3	0	0	0	0	1	5	
21	Kayla Jackson	F 26:03	3-5	0-0	0-4	2	8	10	4	4	6	2	5	0	1	0	17	
0	Shaunae Brown	G 16:15	1-5	0-2	0-0	0	0	0	0	2	2	2	2	0	0	0	0	4
14	Dani Haskell	G 31:12	5-15	5-12	9-10	2	1	3	2	5	24	1	2	1	0	1	3	
23	Erika Joseph	G 36:24	4-6	2-2	2-4	2	0	2	2	8	12	1	4	2	0	0	17	
2	Lydia Gattozzi	19:55	0-4	0-1	2-2	0	2	2	0	2	2	3	0	0	0	0	3	
33	Rhay Porter	13:57	0-1	0-0	0-0	1	4	5	3	1	0	0	3	1	1	1	8	
24	Cheyenne Stubbs	20:41	4-6	3-4	2-2	0	4	4	0	2	13	1	2	0	0	0	6	
12	Athina Lexa	23:01	1-3	0-2	0-0	0	0	0	0	2	2	3	1	1	0	0	6	
Team						2	5	7	0	0	0	2	0	0	0	0	0	0
Totals			19-48	11-26	15-24	9	26	35	14	25	64	12	24	5	2	3	9	
Technical Fouls: NONE																		
Dead Ball Rebounds: 4, 1																		

Canisius - 43										Record: 2-4										
NO.	Name	Min	FG M-A	3P M-A	FT M-A	Rebounds OR DR TOT	Fouls PF FD	TP	AS	TO	ST	Blocks BS BA	+/-	Shooting By Period						
5	Ella Vaatanen	F 23:00	1-3	0-2	0-0	0 0 0	1 0	2	1	1	1	1	0	1st	FG%	3-14	21.4%			
21	Kayla Jackson	F 19:54	1-4	0-0	4-6	3 8 11	3 3	6	0	3	0	1	0	3PT%	2-9	22.2%				
0	Shaunae Brown	G 32:25	1-6	1-4	1-4	0 0 0	0 2	4	2	0	0	0	-2	FT%	0-0	0%				
14	Dani Haskell	G 35:49	6-16	2-8	4-4	2 5 7	1 6	18	3	1	1	0	-9	2nd	FG%	4-14	28.6%			
23	Erika Joseph	G 35:41	1-9	0-4	4-6	0 2 2	1 5	6	0	0	1	0	-9	3PT%	1-6	16.7%				
2	Lydia Gattozzi	16:24	1-5	0-1	1-2	1 3 4	2 2	3	0	0	0	0	0	FT%	1-2	50%				
33	Rhay Porter	16:40	0-1	0-0	0-0	1 4 5	3 1	0	0	0	2	0	-12	3rd	FG%	5-12	41.7%			
24	Cheyenne Stubbs	10:06	0-2	0-1	0-0	1 0 1	0 1	0	0	1	0	0	-18	3PT%	0-2	0.0%				
12	Athina Lexa	10:01	2-2	0-0	0-0	0 1 1	2 1	4	0	3	2	0	-10	FT%	4-8	50%				
Team						1 0 1	0	0	2				4th	FG%	1-8	12.5%				
Totals			13-48	3-20	14-22	9 23 32	13 21	43	6	11	7	2	1	-14	3PT%	0-3	0.0%			
														Technical Fouls: NONE				GM FG%	13-48	27.1%
																		3PT%	3-20	15.0%
																		FT%	14-22	63.6%
																		Dead Ball Rebounds: 8		

		DET	CAN										
Biggest lead	6 (1 st 4:33)		10 (4 th 0:51)		Points from Turnovers	22	14	Period by Period Scoring					
Best Scoring Run	12 (3 rd 6:31)		11 (1 st 2:21)		Paint	28	10	1st	2nd	3rd	4th	TOT	
Lead Changes	5				Second Chance	27	14	DET	13	12	19	11	55
Times Tied	3				Fast Breaks	6	2	CAN	14	16	14	20	64
Time with Lead	11:30	24:29			Bench	24	17						

2021-22 BOX SCORES



Saint Peter's - 65			Record: 4-6 (2-0)																		
NO.	Name	Min	FG	M-A	3P	FT	Rebounds	Fouls	TP	ST	Blocks	+/-	Shooting By Period								
			M	A	M	A	OR	DR	TOT	PF	FO	AS	TO	BS	BA		1 st FG%	5-19	26.3%		
15	Sky Castro	F	34:07	4-5	0-0	0-0	2	9	11	1	3	8	0	4	0	0	0	3PT%	1-5	20.0%	
22	Kassandra Brown	C	25:33	4-9	0-0	1-2	1	9	10	2	1	9	5	4	2	0	12	FT%	2-2	100%	
3	Nickelle O'Neil	G	25:14	0-4	0-1	0-0	0	1	1	3	2	0	2	4	0	0	1	2 nd FG%	9-15	60.0%	
23	Kendrea Williams	G	37:04	10-19	1-6	6-7	3	5	8	1	5	27	3	4	3	0	12	3PT%	1-3	33.3%	
24	Kourtney Crane	G	34:21	0-6	0-1	1-2	1	3	4	2	3	1	5	2	0	1	16	FT%	2-3	66.7%	
20	Victoria Ikemasio		06:06	2-3	0-0	0-0	3	2	5	1	0	4	0	1	0	0	1	3 rd FG%	8-12	66.7%	
2	Tyara McQueen		21:53	2-4	1-3	0-0	0	2	2	4	0	5	0	2	1	0	0	3PT%	1-3	33.3%	
5	Kalia Dawkins		13:59	4-8	0-1	0-0	4	2	6	1	0	8	1	0	0	1	1	FT%	3-4	75%	
10	Amaris Mills		01:43	1-1	1-1	0-0	0	0	0	2	0	3	0	0	0	0	5	4 th FG%	5-13	38.5%	
Team																	3PT%	0-2	0%		
Totals				27:59	3-13	8-11	14	34	48	17	14	65	16	21	6	2	6	10	FT%	1-2	50%
Technical Fouls: NONE																					
GM FG% 27-59 45.8%																					
3PT% 3-13 23.1%																					
FT% 8-11 72.7%																					

Canisius - 55		Record: 2-8 (0-1)																
NO.	Name	Min	FG M-A	3P M-A	FT M-A	Rebounds OR DR TOT	Fouls PF FD	TP	AS	TO	ST	Blocks BS BA	+/-	Shooting By Period				
5	Ella Vaatanen	F 24:57	1-6	0-2	0-0	2	0	2	1	3	2	2	0	6	1 st FG% 5-12 41.7%			
21	Kayla Jackson	F 18:18	2-5	0-0	1-1	3	2	5	1	5	0	0	3	1	-5	3 rd FT% 2-6 33.3%		
0	Shaunae Brown	G 32:19	4-10	2-3	3-4	1	6	7	1	2	13	4	0	0	0	-2	FT% 6-7 85.7%	
14	Dani Haskell	G 34:42	3-16	2-10	2-2	1	1	2	3	10	2	4	0	0	0	-12	2 nd FG% 6-18 33.3%	
23	Erika Joseph	G 35:07	1-5	0-2	1-2	1	2	3	1	9	1	2	1	2	0	0	3 rd FT% 1-6 16.7%	
2	Lydia Gattozzi	17:08	4-7	2-4	2-2	1	1	2	0	1	12	0	1	0	0	0	FT% 0-0 0%	
3	Rhay Portto	17:37	2-2	0-0	0-1	0	4	4	3	3	4	0	0	1	0	-8	3 rd FT% 1-7 14.3%	
12	Athena Stubbs	09:53	0-2	0-2	0-0	0	0	0	0	0	1	0	2	0	0	-11	FT% 3-5 60%	
24	Chelyna Lexa	07:59	0-0	0-0	0-0	0	1	1	3	0	0	0	0	0	0	0	4 th FG% 5-16 31.3%	
Team						2	2	4			0				3 rd FT% 4-10 40.0%			
Totals			19-63	8-29	9-12	11	19	30	14	17	55	9	16	8	6	2	-10	FT% 0-0 0%
Technical Fouls: NONE																		
														GM FG% 19-63 30.2%				
														3 rd FT% 8-29 27.6%				
														FT% 9-12 75.0%				
														Dead Ball Rebounds: 2-0				

	SPU	CAN	Points from Turnovers	SPU	CAN	Period by Period Scoring					
Biggest lead	17 (4 th 5:14)	7 (1 st 2:30)	Paint	16	25		1 st	2 nd	3 rd	4 th	TOT
Best Scoring Run	10 (2 nd 3:47)	6 (1 st 2:30)	Second Chance	12	3	SPU	13	21	20	11	65
Lead Changes	2		Fast Breaks	8	7	CAN	18	13	10	14	55
Times Tied	6		Bench	20	16						
Time with Lead	25:57	10:15									



Niagara - 87		Record: 5-6 (2-1)															
NO.	Name	Min	FG M-A	3P M-A	FT M-A	Rebounds OR DR	Fouls PF	TP	AS	TO	ST	Blocks BS	+/-	Shooting By Period			
12	Olivia Mason	F 28:05	4-9	0-0	2-3	4	9	13	4	10	3	2	0	0	0	1 st FG%: 10-14 71.4%	
30	Sydney Faulcon	F 21:39	3-10	0-0	3-3	7	4	11	3	3	9	0	0	1	3	-8	
14	Maddy Yelle	G 34:44	7-11	0-0	0-2	1	0	1	4	2	14	2	7	2	0	0	
20	Ally Haar	G 41:00	5-15	0-4	5-7	1	1	2	0	5	15	6	2	1	0	0	
21	Lore Porter	G 24:58	1-6	1-6	3-4	0	2	2	4	2	6	0	3	0	0	-2	
2	Brooklyn Jones	G 26:59	3-7	0-0	2-5	2	3	5	2	4	8	3	3	2	0	1	
23	Kyra Grimshaw	G 28:24	8-15	3-4	4-4	6	3	9	4	3	23	0	2	0	0	15	
25	Sage Glover	G 10:09	1-2	0-0	0-1	1	1	2	2	1	2	0	0	0	0	-11	
3	Lexie Roe	G 07:18	0-1	0-1	0-0	0	0	0	2	0	0	0	0	0	0	-7	
10	Arianna Johnson	G 01:44	0-0	0-0	0-0	0	0	0	1	0	0	0	0	0	0	5	
Team						4	2	6		0	1						
Totals			32-76	4-15	19-29	26-25	5-1	26	23	87	14	23	8	2	7	1	
Technical Fouls: Mason 4 th 1-OT																	
FT FG%: 6-9 66.7%																	
3PT%: 1-4 100.0%																	
FT%: 1-3 33.3%																	
GM FG%: 32-76 42.1%																	
3PT%: 4-15 26.7%																	
FT%: 19-29 65.5%																	
Dead Ball Rebounds: 5-0																	

Canisius - 86		Record: 2-10 (0-3)													Dead Ball Rebounds: 5, 0			
NO. Name		Min	FG M-A	3P M-A	FT M-A	Rebounds OR DR TOT	Fouls PF FO	TP	AS	TO	ST	Blocks BS BA	+/-	Shooting By Period				
5	Ella Vastanen	F 29:34	4-9	2-4	0-1	1 3 4	4 1	10	0	2	1	1 0 1		1 st	FG%	5-12	41.7%	
0	Shaunae Brown	G 31:15	2-8	0-3	2-3	0 1 1	2 3	6	4	2	0	0 0 4		3 ^{PT}	3-7	42.9%		
2	Lydia Gattozzi	G 35:36	6-11	0-1	5-6	4 3 7	4 4	17	1	3	0	0 0 5		FT%	7-15	46.7%		
4	Dani Haskell	G 35:57	9-17	4-7	5-8	2 5 7	2 9	27	4	7	0	0 1 7		3 ^{PT}	0-3	0.0%		
24	Cheyenne Stubbs	G 35:37	5-10	4-6	0-0	1 0 1	2 1 4	7	2	0	0	0 0 -8		FT%	4-8	50.0%		
3	Rhlay Porter	22:45	3-3	0-0	1-6	4 6 10	5 7	7	1	3	1	6 0 4		3 rd	FG%	7-12	58.3%	
12	Athina Lexa	32:16	2-8	1-4	0-0	0 6 3	4 0	5	0	1	0	0 1 -5		3 ^{PT}	5-7	71.4%		
Team						2 1 3		0	3					FT%	4-4	100%		
Totals			31-66	11-25	13-24	14 22 36	23 25	86	17	23	6	7 2 -1		4 th	FG%	6-16	37.5%	
														Technical Fouls: NONE				
														OT FG%	6-11	54.5%		
														3 ^{PT}	1-5	20.0%		
														FT%	0-0	0%		
														GM FG%	31-66	46.7%		
														3 ^{PT}	11-25	44.0%		
														FT%	13-24	54.2%		

Dead Ball Rebounds: 7, 1

	NIAG	CAN	Points from	NIAG	CAN	Period by Period Scoring						
Biggest lead	11 (1 st 0:45)	12 (4 th 7:33)	Turnovers	25	13		1 st	2 nd	3 rd	4 th	OT1	TOT
Best Scoring Run	9(4 th 4:14)	13(2 nd 2:25)	Paint	52	38							
Lead Changes	4		Second Chance	15	14	NIAG	26	7	19	21	14	87
Times Tied	6		Fast Breaks	4	11							
Time with Lead	17:42	22:54	Bench	33	12	CAN	16	18	23	16	13	86

2021-22 BOX SCORES



63



76



Quinnipiac - 76			Record: 14-8 (9-4)														
NO.	Name	Min	FG	3P	FT	Rebounds	Fouls	TP	AS	TO	ST	Blocks	+/-				
			MA	MA	MA	OR	DR	TOT	FF	FD	BS	BA					
30	Mikala Morris	F 28:40	12-16	0-0	0-0	6	4	10	2	24	2	3	0	1	16		
12	Rose Caverly	G 23:02	1-4	0-2	0-0	2	2	2	1	2	4	2	0	1	13		
22	Mackenzie DeWees	G 23:50	6-11	0-0	7-8	4	3	7	2	5	3	0	0	0	16		
23	Sajada Bonner	G 27:30	3-9	1-5	2-2	0	2	2	1	4	9	2	1	0	21		
24	Amani Free	G 25:36	3-7	1-2	2	2	2	4	4	1	9	1	0	1	0	16	
4	Grace LaBarge	16:57	2-4	1-3	1-2	0	5	5	0	2	6	0	1	1	0	10	
21	Jackie Grisdale	20:27	1-5	0-3	0	2	2	4	2	0	2	0	0	0	0	8	
44	Mackenzie Helms	15:35	0-3	0-2	0-0	0	5	5	1	0	0	1	1	0	0	7	
15	Cur'Tisha Haywood	06:18	1-3	0-0	0-0	0	0	0	0	2	0	0	0	0	2	5	
3	Hale Smith	02:30	0-0	0-0	0-0	0	0	0	2	0	0	0	1	0	0	0	
11	Al Almeida	04:23	0-1	0-0	0-0	0	0	0	1	0	0	0	0	0	0	-1	
14	Jillian Casey	02:36	0-0	0-0	0-0	0	0	0	0	0	1	1	0	0	0	-3	
32	Reiven Douglas	02:36	1-1	1-1	0-0	0	1	1	1	0	3	0	1	0	0	-3	
Team						1	2	3		0	0						
Totals			30-64	4-18	12-14	15	28	43	18	14	76	13	9	5	3	4	21

Shooting By Period

1st FG% 7-15 46.7%

3PT% 2-6 33.3%

FT% 2-2 100%

2nd FG% 7-21 33.3%

3PT% 0-7 0.0%

FT% 4-4 100%

3rd FG% 4-13 30.8%

3PT% 0-2 0.0%

FT% 7-8 87.5%

4th FG% 12-15 80.0%

3PT% 2-3 66.7%

FT% 1-2 50%

GM FG% 30-64 46.9%

3PT% 4-18 22.2%

FT% 12-14 85.7%

Dead Ball Rebounds: 1, 0

Technical Fouls: NONE

	CAN	QUI	Points from		CAN	QUI	Period by Period Scoring					
Biggest lead	1 (1st 6:50)	26 (4th 7:27)	Turnovers	7	16	CAN	1st	2nd	3rd	4th	TOT	
Best Scoring Run	7 (3rd 2:32)	11 (1st 2:34)	Paint	18	44		8	7	18	22	55	
Lead Changes	2		Second Chance	14	16	QUI	18	16	15	27	76	
Times Tied	1		Fast Breaks	6	8							
Time with Lead	00:26	39:24	Bench	23	13							



52



65



Marist - 61		Record: 6-16 (4/10)																
NO.	Name	Min	FG M-A	3P M-A	FT M-A	Rebounds OR DR TOT	Fouls PF FD	TP	AS	TO	ST	Blocks BS BA	+/-	Shooting By Period				
20	Zaria Shazer	F 34:37	1-7	0-0	0-0	4 7 11	3 1	8	1	2	2	2	2	1 st FG%	7:21	33.3%		
32	Samantha Bailey	F 22:43	4-15	0-1	1-2	2 2 4	3 1	3	0	0	0	1	2	-6	3PT%	1-4	25.0%	
5	Trinasia Kennedy	G 32:08	4-12	2-4	3-3	2 7 9	1	23	2	4	0	2	7	FT%	1-2	50%		
22	Anabel Ellison	G 35:54	6-13	0-4	7-11	4 4 8	4	16	6	2	0	1	0	-3	2 nd FG%	6:14	42.9%	
3	Kendall Krick	G 35:28	6-10	0-1	1-1	1 2 3	2 1	13	0	4	1	0	0	-8	3PT%	0-4	0.0%	
14	Erin Fox	G 35:54	0-1	0-0	0-0	1 1 0	0	0	0	1	0	0	0	-3	FT%	2-2	100%	
13	Julianna Bonilla	F 15:02	1-3	1-3	0-0	0 5 5	1 0	3	1	4	1	1	0	-1	3 rd FG%	5:19	26.3%	
25	Catie Cunningham	F 11:01	1-5	0-2	0-0	0 3 3	1 0	2	0	0	0	0	0	-4	3PT%	1-6	16.7%	
4	Emma Wax	G 06:15	0-0	0-0	0-0	0 0 0	1 0	0	0	1	0	1	0	-6	FT%	3-4	75%	
30	Siobhan Boylan	G 02:58	0-0	0-0	0-0	0 0 0	0 0	0	1	0	1	0	0	0	4 th FG%	5:12	41.7%	
Team						3 1 4		0	0					3PT%	1-1	100.0%		
														FT%	6-9	66.7%		
Totals			23-66	3-15	12-17	16 32 48	16 11	61	11	15	9	6	7	-4	GM FG%	23-66	34.6%	
														3PT%	3-15	20.0%		
														FT%	12-17	70.6%		
Technical Fouls: NONE																		
Dead Ball Rebounds: 4																		

Canisius - 65		Record: 4-20 (2-13)													Shooting By Period																		
NO.	Name	Min	FG M-A	3P M-A	FT M-A	Rebounds OR DR	Fouls PF FO	TP P	AS	TO	ST	Blocks BS BA	+/-	1 st FG%	1 st 3PT%	1 st FT%	2 nd FG%	2 nd 3PT%	2 nd FT%	3 rd FG%	3 rd 3PT%	3 rd FT%	4 th FG%	4 th 3PT%	4 th FT%	GM FG%	GM 3PT%	GM FT%					
5	Ella Vaatanen	F 15:26	1-5	1-3	0-0	1 0	1 0	2 0	3	0	2	0	5	1	-2	3PT%	4-8	25.0%	2 nd FG%	1-1	100%	3PT%	0-8	0.0%	FT%	4-7	57.1%	3 rd FG%	6-15	40.0%	4 th FG%	7-17	41.2%
0	Shaunae Brown	G 27:40	2-8	1-4	1-4	1 2	3	2	2	6	1	3	0	1	-1	3PT%	2-8	25.0%	2 nd FG%	1-1	100%	3PT%	0-8	0.0%	FT%	4-7	57.1%	3 rd FG%	6-15	40.0%	4 th FG%	7-17	41.2%
12	Athina Lexa	G 29:57	9-17	3-7	5-6	0 5	5 3	5 26	2	3	2	0	1	13	2 nd FG%	1-1	100%	3PT%	0-8	0.0%	FT%	4-7	57.1%	3 rd FG%	6-15	40.0%	4 th FG%	7-17	41.2%	GM FG%	21-64	32.8%	
14	Dani Haskell	G 35:19	5-16	1-8	2-2	0 6	6 1	2 13	5	1	1	0	0	14	3PT%	0-8	0.0%	FT%	4-7	57.1%	3 rd FG%	6-15	40.0%	4 th FG%	7-17	41.2%	GM FG%	21-64	32.8%	GM 3PT%	8-31	25.8%	
23	Erika Joseph	G 35:39	10-20	2-6	4-4	0 3	3 1	3 12	1	1	0	0	0	14	3PT%	0-8	0.0%	FT%	4-7	57.1%	3 rd FG%	6-15	40.0%	4 th FG%	7-17	41.2%	GM FG%	21-64	32.8%	GM 3PT%	8-31	25.8%	
21	Kayla Jackson	15:01	0-3	0-0	1-2	6 2	8 0	2 1	1	0	0	0	2	9	3PT%	0-8	0.0%	FT%	4-7	57.1%	3 rd FG%	6-15	40.0%	4 th FG%	7-17	41.2%	GM FG%	21-64	32.8%	GM 3PT%	8-31	25.8%	
2	Lydia Gattozzi	10:49	0-0	0-0	0-0	0 1	1 0	0 2	0	1	0	0	0	-6	3PT%	2-8	25.0%	FT%	2-2	100%	4 th FG%	7-17	41.2%	GM FG%	21-64	32.8%	GM 3PT%	8-31	25.8%	GM FT%	15-20	75.0%	
34	Cheyenne Stubbs	12:52	1-4	0-2	0-0	0 1	1 0	1 2	0	0	1	0	1	-10	3PT%	2-8	25.0%	FT%	2-2	100%	4 th FG%	7-17	41.2%	GM FG%	21-64	32.8%	GM 3PT%	8-31	25.8%	GM FT%	15-20	75.0%	
23	Rhay Porter	17:17	0-1	0-1	2-2	4 5	9 2	1 2	0	1	0	2	0	14	3PT%	0-8	0.0%	FT%	4-7	57.1%	3 rd FG%	6-15	40.0%	4 th FG%	7-17	41.2%	GM FG%	21-64	32.8%	GM 3PT%	8-31	25.8%	
Team						0 3 3						0 0																					
Totals			21-64	8-31	15-20	12	28	40	11	16	65	10	12	6	7	6	4	Technical Fouls: NONE															
Dead Ball Rebounds: 3																																	

	MAR	CAN	Points from	MAR	CAN	Period by Period Scoring					
Biggest lead	13 (2 nd 7:34)	4 (4 th 0:03)	Turnovers	16	23		1st 2nd 3rd 4th TOT				
Best Scoring Run	9(2 nd 7:34)	12(3 rd 7:24)	Paint	36	20	MAR	16	14	14	17	61
Lead Changes	5		Second Chance	14	6						
Times Tied	6		Fast Breaks	12	5	CAN	11	12	16	26	65
Time with Lead	35:00	02:46	Bench	5	5						

2021-22 BOX SCORES



at Manhattan
Draddy Gymnasium



at Rider
Alumni Gym



54

at Siena
UHY Center



at Niagara
Gallagher Center



	CAN	NIA	Points from	CAN	NIA	Period by Period Scoring					
Biggest lead	10 (3 rd 6:17)	8 (4 th 6:57)	Turnovers	20	29	1st	2nd	3rd	4th	TO	
Best Scoring Run	6 (1 st 4:55)	12 (3 rd 5:01)	Paint	28	40	CAN	22	20	19	17	78
Lead Changes	13	5	Second Chance	16	20						
Times Tied	5		Fast Breaks	1	13	NIA	19	18	22	23	82
Time with Lead	23:16	13:30	Bench	10	27						

2021-22 CANISIUS WOMEN'S BASKETBALL GAME NOTES

2021-22 OVERALL STATISTICS

Game Records

Record	Overall	Home	Away	Neutral
ALL GAMES	4-24	4-9	0-15	0-0
CONFERENCE	2-17	2-7	0-10	0-0
NON-CONFERENCE	2-7	2-2	0-5	0-0

Score by Periods

Team	1st	2nd	3rd	4th	OT	TOT
Canisius	355	378	432	422	15	1602
Opponents	434	442	519	518	25	1938

Team Box Score

No.	Player				Total		3-Point		F-Throw		Rebounds													
		GP-GS	MIN	AVG	FG-FGA	FG%	3FG-3FGA	3FG%	FT-FTA	FT%	OFF	DEF	TOT	AVG	PF	DQ	A	TO	BLK	STL	PTS	AVG		
14	HASKELL, Dani	28-28	873:33	31.2	126-348	.362	59-198	.298	76-88	.864	24	87	111	4.0	54	1	79	85	2	37	387	13.8		
23	JOSEPH, Erika	27-27	916:36	33.9	82-249	.329	43-128	.336	24-39	.615	25	52	77	2.9	54	1	38	49	4	14	231	8.6		
12	LEXA, Athina	26-12	581:48	22.4	82-192	.427	26-82	.317	24-35	.686	14	58	72	2.8	46	0	27	73	3	17	214	8.2		
0	BROWN, Shaunae	28-28	815:38	29.1	80-232	.345	39-115	.339	15-27	.556	13	51	64	2.3	35	0	62	65	1	17	214	7.6		
2	GATTOZZI, Lydia	28-1	488:39	17.5	51-135	.378	11-42	.262	35-50	.700	21	36	57	2.0	32	0	15	46	3	8	148	5.3		
24	STUBBS, Cheyenne	28-1	540:03	19.3	49-137	.358	28-73	.384	18-23	.783	14	49	63	2.3	27	0	27	41	3	34	144	5.1		
21	JACKSON, Kayla	23-19	415:10	18.1	39-88	.443	0-2	.000	25-56	.446	50	93	143	6.2	52	1	11	34	8	21	103	4.5		
5	VAATANEN, Ella	28-24	562:07	20.1	35-126	.278	20-69	.290	8-20	.400	28	50	78	2.8	55	1	12	41	31	15	98	3.5		
33	PORTER, Rhay	27-0	439:51	16.3	27-55	.491	0-1	.000	9-29	.310	48	91	139	5.1	71	2	11	39	40	16	63	2.3		
13	KARATASIOU, Xanthippi	2-0	18:01	9.0	0-0	.000	0-0	.000	0-0	.000	0	1	1	0.5	4	0	0	2	0	1	0	0.0		
Team											59	55	114					33						
Total		28	5651		571-1562	.366	226-710	.318	234-367	.638	296	623	919	32.8	430	6	282	508	95	180	1602	57.2		
Opponents		28	5650		744-1693	.439	138-461	.299	312-457	.683	369	729	1098	39.2	419	6	391	400	94	225	1938	69.2		

Team Statistics

	CANIS	OPP
Scoring	1602	1938
Points per game	57.2	69.2
Scoring margin	-12.0	-
Field goals-att	571-1562	744-1693
Field goal pct	.366	.439
3 point fg-att	226-710	138-461
3-point FG pct	.318	.299
3-pt FG made per game	8.1	4.9
Free throws-att	234-367	312-457
Free throw pct	.638	.683
F-Throws made per game	8.4	11.1
Rebounds	919	1098
Rebounds per game	32.8	39.2
Rebounding margin	-6.4	-
Assists	282	391
Assists per game	10.1	14.0
Turnovers	508	400
Turnovers per game	18.1	14.3
Turnover margin	-3.9	-
Assist/turnover ratio	0.6	1.0
Steals	180	225
Steals per game	6.4	8.0
Blocks	95	94
Blocks per game	3.4	3.4
Winning streak	0	-
Home win streak	1	-
Attendance	5443	8229
Home games-Avg/Game	13-419	15-549
Neutral site-Avg/Game	-	0-0

Team Results

Date	Opponent	Score	Att.
11/09/2021	at Buffalo	L 42-102	1189
11/13/2021	at Binghamton	L 56-73	1000
11/17/2021	at St. Bonaventure	L 59-67	350
11/20/2021	Colgate	W 61-58	746
11/23/2021	Detroit Mercy	W 64-55	542
11/27/2021	Robert Morris	L 43-57	569
12/01/2021	at Duquesne	L 60-69	503
12/08/2021	Youngstown St.	L 66-69	541
12/15/2021	at Albany (NY)	L 46-65	835
12/19/2021	Saint Peter's	L 55-65	408
12/21/2021	Manhattan	L 63-85	404
01/09/2022	Niagara	Lot 86-87	337
01/13/2022	Rider	L 51-59	504
01/15/2022	Fairfield	L 37-73	505
01/20/2022	at Saint Peter's	L 55-74	250
01/22/2022	at Monmouth	L 48-60	342
01/24/2022	at Marist	L 44-57	1228
01/27/2022	Quinnipiac	L 53-62	0
01/29/2022	Siena	W 81-78	0
02/03/2022	at Iona	L 55-66	237
02/05/2022	at Fairfield	Lot 54-63	613
02/07/2022	at Quinnipiac	L 55-76	113
02/10/2022	Monmouth	L 52-62	422
02/12/2022	Marist	W 65-61	465
02/17/2022	at Manhattan	L 62-86	0
02/19/2022	at Rider	L 57-71	623
02/24/2022	at Siena	L 54-56	414
02/26/2022	at Niagara	L 78-82	532



2021-22 CANISIUS WOMEN'S BASKETBALL GAME NOTES

2021-22 MAAC STATISTICS

Game Records

Record	Overall	Home	Away	Neutral
ALL GAMES	2-17	2-7	0-10	0-0
CONFERENCE	2-17	2-7	0-10	0-0
NON-CONFERENCE	0-0	0-0	0-0	0-0

Score by Periods

Team	1st	2nd	3rd	4th	OT	TOT
Canisius	249	262	286	293	15	1105
Opponents	299	296	361	342	25	1323

Team Box Score

No.	Player				Total		3-Point		F-Throw		Rebounds											
		GP-GS	MIN	AVG	FG-FGA	FG%	3FG-3FGA	3FG%	FT-FTA	FT%	OFF	DEF	TOT	AVG	PF	DQ	A	TO	BLK	STL	PTS	AVG
14	HASKELL, Dani	19-19	590:30	31.1	81-225	.360	43-131	.328	48-56	.857	17	54	71	3.7	39	1	55	52	2	24	253	13.3
12	LEXA, Athina	19-12	487:06	25.6	77-179	.430	25-75	.333	22-33	.667	14	52	66	3.5	35	0	23	55	2	13	201	10.6
0	BROWN, Shaunae	19-19	548:21	28.9	57-149	.383	30-78	.385	9-15	.600	8	37	45	2.4	22	0	39	36	1	12	153	8.1
23	JOSEPH, Erika	18-18	591:10	32.8	46-158	.291	24-82	.293	16-22	.727	11	31	42	2.3	38	1	28	36	4	7	132	7.3
24	STUBBS, Cheyenne	19-1	418:44	22.0	38-111	.342	20-57	.351	10-15	.667	9	42	51	2.7	25	0	23	31	3	29	106	5.6
2	GATTOZZI, Lydia	19-1	291:32	15.3	31-69	.449	6-19	.316	23-33	.697	14	21	35	1.8	17	0	8	32	0	5	91	4.8
5	VAATANEN, Ella	19-15	376:40	19.8	24-89	.270	15-47	.319	7-14	.500	20	34	54	2.8	35	0	5	27	25	10	70	3.7
21	JACKSON, Kayla	14-10	240:45	17.2	21-48	.438	0-0	.000	9-22	.409	29	49	78	5.6	30	1	7	15	5	12	51	3.6
33	PORTER, Rhay	19-0	308:18	16.2	21-41	.512	0-1	.000	6-21	.286	35	63	98	5.2	50	2	9	29	30	10	48	2.5
Team											37	32	69					22				
Total		19	3853		396-1069	.370	163-490	.333	150-231	.649	194	415	609	32.1	291	5	197	335	72	122	1105	58.2
Opponents		19	3850		510-1145	.445	88-300	.293	215-323	.666	249	500	749	39.4	263	2	272	268	60	158	1323	69.6

Team Statistics

	CANIS	OPP
Scoring	1105	1323
Points per game	58.2	69.6
Scoring margin	-11.5	-
Field goals-att	396-1069	510-1145
Field goal pct	.370	.445
3 point fg-att	163-490	88-300
3-point FG pct	.333	.293
3-pt FG made per game	8.6	4.6
Free throws-att	150-231	215-323
Free throw pct	.649	.666
F-Throws made per game	7.9	11.3
Rebounds	609	749
Rebounds per game	32.1	39.4
Rebounding margin	-7.4	-
Assists	197	272
Assists per game	10.4	14.3
Turnovers	335	268
Turnovers per game	17.6	14.1
Turnover margin	-3.5	-
Assist/turnover ratio	0.6	1.0
Steals	122	158
Steals per game	6.4	8.3
Blocks	72	60
Blocks per game	3.8	3.2
Winning streak	0	-
Home win streak	1	-
Attendance	3045	4352
Home games-Avg/Game	9-338	10-435
Neutral site-Avg/Game	-	0-0

Team Results

Date	Opponent		Score	Att.
12/19/2021	Saint Peter's	L	55-65	408
12/21/2021	Manhattan	L	63-85	404
01/09/2022	Niagara	Lot	86-87	337
01/13/2022	Rider	L	51-59	504
01/15/2022	Fairfield	L	37-73	505
01/20/2022	at Saint Peter's	L	55-74	250
01/22/2022	at Monmouth	L	48-60	342
01/24/2022	at Marist	L	44-57	1228
01/27/2022	Quinnipiac	L	53-62	0
01/29/2022	Siena	W	81-78	0
02/03/2022	at Iona	L	55-66	237
02/05/2022	at Fairfield	Lot	54-63	613
02/07/2022	at Quinnipiac	L	55-76	113
02/10/2022	Monmouth	L	52-62	422
02/12/2022	Marist	W	65-61	465
02/17/2022	at Manhattan	L	62-86	0
02/19/2022	at Rider	L	57-71	623
02/24/2022	at Siena	L	54-56	414
02/26/2022	at Niagara	L	78-82	532

