



WOMEN'S BASKETBALL GAME NOTES

Koessler Athletic Center ▶ 2001 Main Street ▶ Buffalo, N.Y. 14208 ▶ Phone: (716) 888-8266
gogriffs.com ▶ @GriffsWBB ▶ @MAACSports ▶ #Griffs ▶ #MAACHoops

GOLDEN GRIFFINS

3-18
OVERALL

1-11
MAAC

—/—
RANKS (AP/USA TODAY)



AT



13-8
OVERALL

BOBCATS

8-4
MAAC

—/—
RANKS (AP/USA TODAY)

Sahar Nusseibeh
HEAD COACH, 1ST SEASON

3-18 (.143)
RECORD AT CANISIUS, 1ST SEASON

Tricia Fabbri
HEAD COACH, 27TH SEASON

474-319 (.598)
RECORD AT QUINNIPIAC, 27TH SEASON

2021-22 SCHEDULE

DATE	OPPONENT	TV	TIME/RESULT
NOVEMBER (2-4)			
11/9	at Buffalo	ESPN3	L, 42-102
11/13	at Binghamton	ESPN3	L, 56-73
11/17	at St. Bonaventure	ESPN+	L, 59-67
11/20	COLGATE	ESPN3	W, 61-58
11/23	DETROIT MERCY	ESPN3	W, 64-55
11/27	ROBERT MORRIS	ESPN3	L, 43-57
DECEMBER (0-5)			
12/1	at Duquesne	ESPN+	L, 60-69
12/8	YOUNGSTOWN STATE	ESPN3	L, 66-69
12/15	at UAlbany	ESPN+	L, 46-65
12/19	SAINT PETER'S*	ESPN3	L, 55-65
12/21	MANHATTAN*	ESPN3	L, 63-85
JANUARY (1-7)			
1/9	NIAGARA*	ESPN3	L, 86-87 (OT)
1/13	RIDER*	ESPN3	L, 51-59
1/15	FAIRFIELD*	ESPN3	L, 37-73
1/20	at Saint Peter's*	ESPN+	L, 55-74
1/22	at Monmouth*	ESPN+	L, 48-60
1/24	at Marist*	ESPN3	L, 44-57
1/27	QUINNIPIAC*	ESPN3	L, 53-62
1/29	SIENA*	ESPN3	W, 81-78
FEBRUARY (0-2)			
2/3	at Iona*	ESPN+	L, 55-66
2/5	at Fairfield*	ESPN+	L, 54-63 (OT)
2/7	at Quinnipiac*	ESPN+	TODAY
2/10	MONMOUTH*	ESPN3	7 p.m.
2/12	MARIST*	ESPN3	1 p.m.
2/17	at Manhattan*	ESPN+	7 p.m.
2/19	at Rider*	ESPN+	2 p.m.
2/24	at Siena*	ESPN+	7 p.m.
2/26	at Niagara*	ESPN+	2 p.m.
MARCH			
3/5	IONA*	ESPN3	1 p.m.
2022 MAAC BASKETBALL CHAMPIONSHIP			
<i>Jim Whelan Boardwalk Hall (Atlantic City, N.J.)</i>			
3/8	First Round	TBA	TBD
3/9-10	Quarterfinals	TBA	TBD
3/11	Semifinals	TBA	TBD
3/12	Championship Game	TBA	TBD
Home games in Bold and CAPS			
<i>All times Eastern, subject to change</i>			

* - Metro Atlantic Athletic Conference (MAAC) Game

GAME NO.

22

CANISIUS AT QUINNIPIAC

Date: Monday, February 7, 2022

Location: Hamden, Conn.

Venue: People's United Center (3,570)



Play-by-Play: Steve Lenox

Analysts: Billy Mecca and Diane Nolan

OPENING TIP

The Canisius women's basketball team closes its three-game, five-day road trip with a stop to Quinnipiac this afternoon in Hamden, Conn. Tipoff between the Golden Griffins and Bobcats is scheduled for 1 p.m.

LAST TIME OUT

An 11-0 run in overtime propelled Fairfield to a 63-54 victory over Canisius in MAAC women's basketball action Saturday at Webster Bank Arena in Bridgeport, Conn.

Junior **SHAUNAE BROWN** scored a game-high 15 points for Canisius. Freshman **ATHINA LEXA** had eight points, while graduate student **ELLA VÄÄTÄNEN** and freshmen **LYDIA GATTOZZI** and **RHAY PORTER** all added six points each.

Fairfield's **CALLIE CAVANAUGH** and **SAM LEWIS** scored 14 points, while **SYDNEY LOWERY** and **ANDREA HERNANGÓMEZ** chipped in 10 points apiece. **RACHEL HAKES** added eight points, nine rebounds and seven assists for the Stags.

SERIES HISTORY

Canisius vies for its first victory over Quinnipiac this afternoon in the 18th meeting between the two programs, all of which have come since the Bobcats joined the MAAC before the 2013-14 season.

Quinnipiac defeated Canisius earlier this year on Jan. 27, 62-53, in Buffalo at the Koessler Athletic Center. Sophomore **DANI HASKELL** scored a team-high 16 points in the defeat, while freshman **CHEYENNE STUBBS** posted nine points, seven rebounds and eight steals.

The last three contests in the series between Canisius and Quinnipiac have been decided by nine points or less.

UP NEXT

Canisius returns home to face off against Monmouth on Thursday, the first of two home games on the weekend. The Hawks and Golden Griffins will do battle at 7 p.m. from the Koessler Athletic Center.



Overall vs. Quinnipiac: Quinnipiac leads, 17-0

at Canisius: Quinnipiac leads, 8-0

at Quinnipiac: Quinnipiac leads, 7-0

at Neutral Sites: Quinnipiac leads, 2-0

First Meeting: 12/21/13 at Canisius — L, 55-65

Last Meeting: 1/27/22 at Canisius — L, 53-62

Last Victory: Never

SCOUTING REPORT



56.1	POINTS PER GAME >>	67.5
.366	FIELD GOAL PCT. >>	.409
.327	<< 3-POINT FG PCT.	.323
.627	FREE THROW PCT. >>	.699
32.3	REBOUNDS PER GAME >>	39.0
10.1	ASSISTS PER GAME >>	12.7
3.28	BLOCKS PER GAME >>	3.33
6.9	STEALS PER GAME >>	9.3
68.8	SCORING DEFENSE >>	61.1
.444	FIELD GOAL DEFENSE >>	.382
.312	<< 3-POINT FG DEFENSE	.328
-6.3	REBOUND MARGIN >>	+4.3
0.5	AST/TO RATIO >>	0.8

LAST GAME'S STARTING FIVE

0 BROWN JR • GUARD	5 VÄÄTÄNEN GR • FORWARD	12 LEXA FR • GUARD	14 HASKELL SO • GUARD	23 JOSEPH SR • GUARD
MPG 29.4	MPG 21.5	MPG 19.3	MPG 31.3	MPG 34.2
PPG 7.4	PPG 3.6	PPG 5.7	PPG 13.9	PPG 8.9
FG% 32.8%	FG% 28.3%	FG% 40.0%	FG% 36.6%	FG% 32.8%
RPG 2.3	RPG 3.1	RPG 1.9	RPG 3.9	RPG 2.9
APG 2.2	BPG 1.1	APG 1.0	APG 2.8	APG 1.4

COMMUNICATIONS

MARSHALL HAIM

Athletic Communications Graduate Assistant

Email: haimm@canisius.edu

Phone: (716) 465-4945 (mobile)

2021-22 CANISIUS WOMEN'S BASKETBALL ROSTER AND TV CHART

NUMERICAL ROSTER

NO.	NAME	POS	HT	YEAR	HOMETOWN / PREVIOUS SCHOOL(S)	PRONUNCIATION
0	Shaunae Brown	G	5'5"	Jr.	Toronto, Ontario / J. Addison	Shaw-NAY
2	Lydia Gattozzi	G	5'10"	Fr.	Chardon, Ohio / Beaumont	Guh-TOE-zee
5	Ella Väättänen	F	6'1"	Gr.	Helsinki, Finland / Mäkelänrinne / LIU	VAH-ta-nihnn
10	Giana Hernandez-Boulden	G	6'1"	So.	Hamilton, N.J. / Trenton Catholic Academy / Rhode Island	Boll-din
11	Hannah Dolan	G	5'10"	Fr.	Williamsville, N.Y. / Williamsville South / Northfield Mt. Hermon (Mass.)	DOH-lin
12	Athina Lexa	G	5'9"	Fr.	Thessaloniki, Greece / Hellenic College of Thessaloniki	Uh-theen-uh LEHK-suh
13	Xanthippi Karatasiou	G	5'9"	Fr.	Katerini, Greece / High School of Kontariotissa	Zan-thip-EE Care-uh-tas-you
14	Dani Haskell	G	5'6"	So.	Franklinville, N.Y. / Franklinville	Hass-KULL
15	Èlia Páez	G	5'9"	Fr.	Sabadell, Spain / Escola Pia Sabadell	EH-lee-uh PIES
20	Jane McCauley	G	5'9"	Jr.	New Rochelle, N.Y. / The Ursuline School / Vermont	muh-KAHL-lee
21	Kayla Jackson	F	5'11"	Sr.	Rochester, N.Y. / Aquinas Institute / UMBC	
23	Erika Joseph	G	5'8"	Sr.	Toronto, Ontario / J. Addison	
24	Cheyenne Stubbs	G	5'5"	Fr.	Bradenton, Fla. / Braden River	SHY-ann
33	Rhay Porter	F	6'1"	Fr.	Scotia, N.Y. / Wilbraham and Monson Academy (Mass.)	Ray

COACHING & SUPPORT STAFF

HEAD COACH: Sahar Nusseibeh (American '09), 1st season
(Suh-HAR new-SAY-bey)








ASSISTANT COACH: Jared Zeidman (Quinnipiac '08), 1st season
(ZIGHD-mihn - rhymes with sighed)

ASSISTANT COACH: Krista Beechy (Grove City '10), 1st season
(BEACH-ee)

ACADEMIC & OPERATIONS COACH: Ben Lober
(Michigan State '20), 2nd Season

ATHLETIC TRAINER: Taylor Kenney
(SUNY Cortland '19), 2nd season at Canisius, 1st with program

GLOBAL OUTLOOK

	New York	5		Finland	1		Ohio	1
	Greece	2		Florida	1		Spain	1
	Ontario	2		New Jersey	1			

TELEVISION CHART

						
0 SHAUNAE BROWN Jr. • G • 5'5" Toronto, Ontario	2 LYDIA GATTOZZI Fr. • G • 5'10" Chardon, Ohio	5 ELLA VÄÄTTÄNEN Gr. • F • 6'1" Helsinki, Finland	10 GIANA HERNANDEZ-BOULDEN So. • G • 6'1" Hamilton, N.J.	11 HANNAH DOLAN Fr. • G • 5'10" Williamsville, N.Y.	12 ATHINA LEXA Fr. • G • 5'9" Thessaloniki, Greece	13 XANTHIPPI KARATASIOU Fr. • G • 5'9" Katerini, Greece
						
14 DANI HASKELL So. • G • 5'6" Franklinville, N.Y.	15 ÈLIA PÁEZ Fr. • G • 5'9" Sabadell, Spain	20 JANE MCCAULEY Jr. • G • 5'9" New Rochelle, N.Y.	21 KAYLA JACKSON Sr. • F • 5'11" Rochester, N.Y.	23 ERIKA JOSEPH Sr. • G • 5'8" Toronto, Ontario	24 CHEYENNE STUBBS Fr. • G • 5'5" Bradenton, Fla.	33 RHAY PORTER Fr. • F • 6'1" Scotia, N.Y.
						
SAHAR NUSSSEIBEH Head Coach • 1st Season American '09	JARED ZEIDMAN Assistant Coach • 1st Season Quinnipiac '08	KRISTA BEECHY Assistant Coach • 1st Season Grove City '10	BEN LOBER Academic & Ops Coach • 2nd Season Michigan State '20	TAYLOR KENNEY Athletic Trainer • 1st Season SUNY Cortland '19		



2021-22 CANISIUS WOMEN'S BASKETBALL GAME NOTES

GRIFFS TRENDS

NUSSEIBEH

CATEGORY	2021-22	ERA
Overall	3-18	3-18
MAAC	1-11	1-11
Non-Conference	2-7	2-7
vs. Power 5	0-0	0-0
vs. Non-Power 5	2-7	2-7

Home	3-8	3-8
Away	0-10	0-10
Neutral	0-0	0-0

Day Games (before 5 p.m.)	2-8	2-8
Night Games (5 p.m. or later)	1-10	1-10

November	2-4	2-4
December	0-5	0-5
January	1-7	1-7
February	0-2	0-2
March	0-0	0-0

Leading at Halftime	3-4	3-4
Trailing at Halftime	0-13	0-13
Tied at Halftime	0-1	0-1

Leading with 5:00 Left	3-1	3-1
Trailing with 5:00 Left	0-17	0-17
Tied with 5:00 Left	0-0	0-0

In Overtime	0-2	0-2
-------------	-----	-----

Canisius Outrebounds Opponent	2-5	2-5
Opponent Outrebounds Canisius	1-13	1-13
Teams Tied in Rebounds	0-0	0-0

Canisius Has More Turnovers	3-13	3-13
Opponent Has More Turnovers	0-4	0-4
Teams Tied in Turnovers	0-1	0-1

Canisius Has More FT Attempts	3-4	3-4
Opponent Has More FT Attempts	0-13	0-13
Teams Tied in FT Attempts	0-1	0-1

Canisius Shoots 50% or Higher	1-0	1-0
Canisius Shoots Less than 50%	2-18	2-18

Canisius Outshoots Opponent	2-3	2-3
Opponent Outshoots Canisius	1-15	1-15
Teams Tied in FG%	0-0	0-0

Canisius Bench Outscores Opponent	0-4	0-4
Opponent Bench Outscores Canisius	2-14	2-14
Canisius is Tied in Bench Points	1-0	1-0

Canisius Scores 59 Points or Less	0-14	0-14
Canisius Scores 60-69 Points	2-3	2-3
Canisius Scores 70-79 Points	0-0	0-0
Canisius Scores 80-89 Points	1-1	1-1
Canisius Scores 90-99 Points	0-0	0-0
Canisius Scores 100+ Points	0-0	0-0

Canisius Allows 59 Points or Less	2-3	2-3
Canisius Allows 60-69 Points	0-9	0-9
Canisius Allows 70-79 Points	1-3	1-3
Canisius Allows 80-89 Points	0-2	0-2
Canisius Allows 90-99 Points	0-0	0-0
Canisius Allows 100+ Points	0-1	0-1

MISCELLANEOUS STREAKS

Consecutive Games with a 3-PT FG	303
Consecutive Games Holding Opponent Under 100 Pts	20
100-Point Games in Program History	12
100-Point Games Under Sahar Nusseibeh	0
Canisius' All-Time OT Record	27-24
Canisius' Last OT Game	2/5/22 at Fairfield — L, 54-63 (OT)

NUMBERS TO KNOW

1

Canisius leads the MAAC in 3-point field goals per game this season, ranking 43rd in Division I with its average of 7.8 made 3-pointers. Monmouth is second in the MAAC with its 6.7 figure, ranked 90th nationally.

The Griffs are the only MAAC school with a trio of players in the top-10 in 3-point field goal percentage in MAAC play this season. Freshman **CHEYENNE STUBBS** (4th - .429), junior **SHAUNAE BROWN** (5th - .426) and sophomore **DANI HASKELL** (10th - .367) are currently in the top-10. Monmouth is the only other school with multiple players in the top-10.

9

Graduate student **ELLA VÄÄTÄNEN** and freshman **RHAY PORTER** both recorded nine rebounds in Saturday's overtime loss to Fairfield. Väättänen and Porter became the first Canisius tandem with nine-plus rebounds in the same game since **A.J. TIMBERS** (11) and **DANIELLE SANDERLIN** (9) against Siena at the 2020 MAAC Basketball Championships.

Three freshmen have recorded multiple 10-point performances this season for the Griffs: **ATHINA LEXA** (5), **LYDIA GATTOZZI** (4), and **CHEYENNE STUBBS** (2). It is the first time since 2010-11 that there has been at least three freshmen with multiple 10-point games (**JAMIE RUTTLE** - 12, **JEN MORABITO** - 8, **JEN LENNOX** - 3, **COURTNEY VANDEBOVENKAMP** - 3).

303

Canisius has made a 3-pointer in each of its last 303 games. The last time the Griffs did not make a 3-pointer was in a 66-56 loss to Iona on Feb. 18, 2011, which snapped a then-NCAA record of 510 consecutive games with at least one made 3-pointer. Dating back to the 1993-94 season, the Griffs have made a 3-pointer 812 of its last 813 games.

GUARD - #0 SHAUNAE BROWN



Junior guard **SHAUNAE BROWN** scored a game-high 15 points in Saturday's overtime loss to Fairfield. Brown, a Toronto, Ontario, native went 6-for-10 from the field, including 2-for-5 from beyond the arc.

WHAT IS A GRIFFIN?

The Griffin is a mythical creature of supposed gigantic size that has the head, forelegs and wings of an eagle and the hindquarters, tail and ears of a lion. They are well known for their speed, ability to fly and having eyes like an eagle as well as the strength and courage of a lion.

Griffins have been known for centuries as symbols of strength and vigilance, have been called "The Hounds of Zeus" in Greek mythology and are said to have mastery of both the land and sky.

They are thought to be from India, where the natives of the land made their talons and claws into drinking cups because the talon of a Griffin was said to detect poison in a liquid. Griffins would find gold in the mountains and line their nests with it and as a result, were forced to become great guardians of the nests to keep the hunters away.



2021-22 CANISIUS WOMEN'S BASKETBALL GAME NOTES



AROUND THE MAAC

2021-22 PLAYERS OF THE WEEK

Nov. 15	Player	Zaria Shazer (Marist)
	Rookie	Aaliyah Parker (Niagara)
Nov. 24	Player	Courtney Warley (Manhattan)
	Rookie	Aaliyah Parker (Niagara)
Nov. 29	Player	Lou Lopez-Senechal (Fairfield)
	Rookie	Bella Nascimento (Manhattan)
Dec. 6	Player	Raphaella Toussaint (Rider)
	Rookie	Lydia Gattozzi (Canisius)
Dec. 13	Player	Dee Dee Davis (Manhattan)
	Rookie	Aaliyah Parker (Niagara)
Dec. 20	Player	Kendrea Williams (Saint Peter's)
	Rookie	Petra Juric (Manhattan)
Dec. 27	Player	Kendrea Williams (Saint Peter's)
	Co-Rookie	Cheyenne Stubbs (Canisius)
	Co-Rookie	Siobhan Boylan (Marist)
Jan. 3	Player	Lou Lopez-Senechal (Fairfield)
Jan. 10	Player	Lou Lopez-Senechal (Fairfield)
	Rookie	Cheyenne Stubbs (Canisius)
Jan. 17	Player	Lenaajha Evans (Rider)
	Rookie	Imani Harris (Siena)
Jan. 24	Player	Amani Free (Quinnipiac)
	Rookie	Aaliyah Parker (Niagara)
Jan. 31	Co-Player	Mackenzie DeWees (Quinnipiac)
	Co-Player	Rayshel Brown (Siena)
	Rookie	Aaliyah Parker (Niagara)

THIS WEEK IN #MAACHOOPS

Saturday, Feb. 5
Fairfield 63, Canisius 54 (OT)
 Iona 64, Siena 57
 Monmouth 64, Quinnipiac 55
 Niagara 85, Manhattan 73
 Rider 60, Marist 50

Monday, Feb. 7
Canisius at Fairfield, 2:00
 Saint Peter's at Monmouth, 7:00
 Niagara at Siena, 7:00

Thursday, Feb. 9
Monmouth at Canisius, 7:00
 Marist at Niagara, 6:00
 Fairfield at Iona, 7:00
 Siena at Saint Peter's, 7:00
 Manhattan at Rider, 7:00

2021-22 COACHES' PRESEASON POLL

School.....	Points
1. Quinnipiac (6).....	115
2. Manhattan (2).....	105
3. Fairfield (2).....	99
4. Marist (1).....	93
5. Rider.....	66
6. Iona.....	55
7. Niagara.....	51
8. Saint Peter's.....	50
9. Siena.....	44
10. Monmouth.....	33
11. Canisius	15

First-place votes denoted in parentheses

2021-22 MAAC WOMEN'S BASKETBALL STANDINGS

Standings through games played on Feb. 5, 2022

SCHOOL	MAAC		OVERALL		H	A	N	STRK	NET
	W-L	PCT	W-L	PCT					
Fairfield	12-1	.923	15-6	.714	7-1	7-4	1-1	W5	123
Quinnipiac	8-4	.667	13-8	.619	6-3	7-5	0-0	L1	139
Manhattan	8-5	.615	13-9	.591	8-1	5-6	0-2	L1	180
Monmouth	6-4	.600	11-8	.579	6-3	5-5	0-0	W1	231
Siena	6-5	.545	6-13	.316	3-6	3-7	0-0	L1	266
Saint Peter's	5-5	.500	8-11	.421	4-5	4-6	0-0	L2	261
Iona	5-7	.417	7-10	.412	4-5	3-5	0-0	W3	243
Niagara	5-7	.417	8-12	.400	5-4	3-8	0-0	W1	270
Rider	4-7	.364	6-14	.300	1-7	5-6	0-1	W1	290
Marist	4-8	.333	6-14	.300	5-6	1-8	0-0	L4	287
Canisius	1-11	.083	3-18	.143	3-8	0-10	0-0	L2	335

2021-22 MAAC WOMEN'S BASKETBALL STATISTICS

Statistics through games played on Feb. 5, 2022

Scoring Offense

	Team	G	W-L	Pts	AVG
1.	Niagara	20	8-12	1436	71.80
2.	Quinnipiac	21	13-8	1417	67.48
3.	Manhattan	22	13-9	1429	64.95
4.	Fairfield	21	15-6	1352	64.38
5.	Saint Peter's	19	8-11	1149	60.47
6.	Rider	20	6-14	1176	58.80
7.	Monmouth	19	11-8	1105	58.16
8.	Siena	19	6-13	1084	57.05
9.	Iona	17	7-10	959	56.41
10.	Canisius	21	3-18	1179	56.14
11.	Marist	20	6-14	1045	52.25

Scoring Defense

	Team	G	Pts	AVG
1.	Iona	17	967	56.88
2.	Fairfield	21	1231	58.62
3.	Monmouth	19	1123	59.11
4.	Siena	19	1126	59.26
5.	Marist	20	1202	60.10
6.	Manhattan	22	1341	60.95
7.	Quinnipiac	21	1284	61.14
8.	Saint Peter's	19	1183	62.26
9.	Rider	20	1293	64.65
10.	Canisius	21	1444	68.76
11.	Niagara	20	1539	76.95

Scoring Margin

	Team	G	Off	Def	Margin
1.	Quinnipiac	21	67.48	61.14	+6.33
2.	Fairfield	21	64.38	58.62	+5.76
3.	Manhattan	22	64.95	60.95	+4.00
4.	Iona	17	56.41	56.88	-0.47
5.	Monmouth	19	58.16	59.11	-0.95
6.	Saint Peter's	19	60.47	62.26	-1.79
7.	Siena	19	57.05	59.26	-2.21
8.	Niagara	20	71.80	76.95	-5.15
9.	Rider	20	58.80	64.65	-5.85
10.	Marist	20	52.25	60.10	-7.85
11.	Canisius	21	56.14	68.76	-12.62

Free Throw Percentage

	Team	G	FTM	FTA	Pct.
1.	Fairfield	21	221	290	.762
2.	Saint Peter's	19	256	351	.729
3.	Rider	20	213	299	.712
4.	Manhattan	22	247	353	.700
5.	Quinnipiac	21	223	319	.699
6.	Niagara	20	271	397	.683
7.	Marist	20	189	277	.682
8.	Monmouth	19	159	234	.679
9.	Iona	17	120	189	.635
10.	Canisius	21	175	279	.627
11.	Siena	19	161	258	.624

Field Goal Percentage

	Team	G	FGM	FGA	Pct.
1.	Fairfield	21	508	1218	.417
2.	Iona	17	375	906	.414
3.	Quinnipiac	21	532	1300	.409
4.	Manhattan	22	538	1357	.396
5.	Rider	20	424	1081	.392
6.	Niagara	20	525	1360	.386
7.	Saint Peter's	19	405	1079	.375
8.	Monmouth	19	409	1095	.374
9.	Siena	19	417	1121	.372
10.	Canisius	21	419	1146	.366
11.	Marist	20	384	1088	.353

Field Goal Percentage Defense

	Team	G	FGM	FGA	Pct.
1.	Saint Peter's	19	409	1089	.376
2.	Manhattan	22	495	1310	.378
3.	Rider	20	476	1259	.378
4.	Quinnipiac	21	466	1221	.382
5.	Marist	20	443	1148	.386
6.	Fairfield	21	463	1187	.390
7.	Siena	19	391	999	.391
8.	Monmouth	19	443	1121	.395
9.	Iona	17	351	881	.398
10.	Canisius	21	555	1251	.444
11.	Niagara	20	575	1220	.471



2021-22 CANISIUS WOMEN'S BASKETBALL GAME NOTES

IT'S RAINING THREES!

Canisius made a program-record 15 3-pointers in a Jan. 29 victory over Siena. The 15 makes from beyond the arc bested the previous record of 14, initially set on Dec. 28, 2008, against Detroit Mercy.

The 15 made 3-pointers are tied for the third-most in a MAAC contest

Six of Canisius' 15 made 3-pointers came in the second quarter, the most by the Griffs in a quarter since going to the four-quarter format before the 2015-16 season before matching that total on Thursday at Iona.

In 21 games this season, Canisius has six games with at least 10 made 3-pointers. That total ranks second in program history since the NCAA implemented the 3-point line before the 1986-87 season. The program record is seven, set during the 2008-09 season.

THREE-POINT RELIANCE

Canisius has scored 498 of its 1179 points (42.2 percent) this season from beyond the 3-point line, ranking as the 3rd-highest among Division I programs. Only FGCU (681 of 1531 - 44.5 percent) and Middle Tennessee (579 of 1370 - 42.3 percent) have higher percentages. Monmouth is second in the MAAC and 43rd nationally with 34.8 percent of its points (384 of 1105) from 3-pointers.

Dating back to the beginning of the 2020-21 season, the Griffs have had a reliance on the 3-pointer, scoring 42.0 percent of its 1422 points (597) from 3-point field goals. That total ranks as the 4th-highest percentage for a Division I program, trailing FGCU (43.9 percent), UC San Diego (42.12 percent) and Valparaiso (42.06 percent).

Monmouth is the closest MAAC program to the Griffs, ranking 102nd with 30.7 percent (594 of 1933 points).

NEW ROLE, NO PROBLEMS

Freshman **ATHINA LEXA** has stepped up offensively over her last seven games, earning a start in each of the last six contests.

Since scoring 14 points off the bench against Saint Peter's on Jan. 20, Lexa has netted at least eight points in her last seven appearances. In those games, she has posted a double-digit point total in five.

Over her last seven games, Lexa has averaged 10.9 points, 3.4 rebounds, 1.9 assists and 1.0 steals in 26 minutes of action per contest. She is also shooting 40.8 percent from the floor (29-of-71) and 32.1 percent from 3-point range (9-of-28) during the span.

STEALING THE SHOW

Griffs freshman guard **CHEYENNE STUBBS** has recorded 13 steals in her last four games.

Stubbs had an eight-steal game against Quinnipiac on Jan. 27 before recording four — two of which came in the final eight seconds — against Siena last Saturday.

With the eight steals against Quinnipiac, Stubbs is one of four Division I freshmen with an eight-steal game this year. Her eight steals were the most by a Canisius player since **BRITTANÉ RUSSELL** had nine against Colgate on Nov. 12, 2007.

Along with her eight steals against Quinnipiac, Stubbs added nine points and seven rebounds, becoming the third Division I player with 9+ points, 7+ rebounds and 8+ steals in a game this season. She joins Syracuse's **TEISHA HYMAN** (27 points, 8 rebounds, 11 steals) and Norfolk State's **CAMILLE DOWNS** (20 points, 8 rebounds, 10 steals).

Stubbs became the first Golden Griffin with four-plus steals in back-to-back games since **ANNA SWENY** had four steals in consecutive games in Feb. 2018.

PORTER BREAKING RECORDS

In the first quarter of last Saturday's victory over Siena, freshman forward **RHAY PORTER** logged her 29th block of the season, becoming Canisius' Division I freshman block record holder, besting **JEN LENNOX**'s record (28 in 2010-11).

Porter blocked six shots in Canisius' Jan. 9 overtime loss to Niagara, tying the program's Division I record. She became the third player in the Division I era to accomplish the feat, joining **CINDY ULREICH** (Jan. 15, 1987 vs. Queens) and Lennox (Jan. 20, 2013 vs. Rider).

Porter's six blocks are tied for the second-most rejections by a first-year player at the Division I level this season. North Alabama's **SKYLER GILL** recorded eight blocks on Thursday against Jacksonville. The six blocks are tied with DePaul's **ANEESAH MORROW**, Northwestern's **CAILEIGH WALSH**, USC's **RAYAH MARSHALL**, LIU's **TAYRA EKE** and Texas Tech's **KADIJA FAYE**.

In addition to the six blocks, Porter had 10 rebounds in the contest. She is one of two Division I freshmen this season with 10+ rebounds and 6+ blocks in a game, joining Gill (2/3/22 - vs. Jacksonville - 12 rebounds, 8 blocks).

Porter is one of 10 freshmen to record at least 29 blocks this season.

RECORD BOOK

MOST GAMES WITH 10+ MADE 3-FG

Since 1986-87

Season	GP	GMS
2008-09	33	7
2021-22	21	6
2009-10	31	5
9 other seasons tied with...		3

3-POINTERS

PERCENT OF POINTS OFF 3-POINTERS

Last Two Seasons

Program	PTS	3P PTS	%3P
FGCU	3720	1632	43.9%
UC San Diego	1966	828	42.12%
Valparaiso	2853	1200	42.06%
Canisius	1422	597	41.98%
Lehigh	2574	1062	41.3%
High Point	3069	1254	40.9%
Creighton	2973	1179	39.7%
Dixie State	1120	444	39.64%
Middle Tennessee	3221	1275	39.58%
Iowa State	3955	1563	39.52%

LEXA'S FILE

STATS BY MONTH AND ROLE

Month	GP	MPG	PPG	RPG	FG%	3-FG%
Nov.	4	14.8	3.3	1.3	55.6%	25.0%
Dec.	5	12.6	1.8	0.6	33.3%	14.3%
Jan.	8	23.1	8.0	2.8	36.9%	33.3%
Feb.	2	29.4	11.0	3.5	47.4%	28.6%
Role	GP	MPG	PPG	RPG	FG%	3-FG%
Start	6	26.9	10.3	3.3	39.0%	31.8%
Bench	13	15.7	3.5	1.3	41.3%	26.1%

8-STEAL GAMES

FRESHMEN WITH 8-STEAL GAMES

This Season

Player	Team	Date
Aaliyah Collins	Chicago St.	11/17/21
Lashae Dwyer	Miami (FL)	11/18/21
Kindyll Wetta	Colorado	1/21/22
Cheyenne Stubbs	Canisius	1/27/22

SUPERLATIVES

FRESHMEN WITH 29+ BLOCKS

This Season

Player	School	BLK
Maria Gakdeng	Boston College	49
Aneesah Morrow	DePaul	48
Rayah Marshall	USC	45
Skyler Gill	North Alabama	45
Denae Carter	Mississippi St.	39
Caileigh Walsh	Northwestern	36
Tayra Eke	LIU	35
Temira Pondexter	Tulsa	34
Rhay Porter	Canisius	29
Anastasiia Boldyreva	Middle Tenn.	29

CANISIUS STATISTICALLY...



IN TOP-150



IN MAAC

STATISTIC RANKINGS

(Through games completed on 2/5/22)

	STAT	NCAA	MAAC
ASSIST/TO RATIO	0.53	—	10th
ASSISTS	213	—	9th
ASSISTS PER GAME	10.1	—	10th
BLOCKED SHOTS	69	T-142nd	3rd
BLOCKS PER GAME	3.3	—	5th
FEWEST FOULS	336	—	6th
FEWEST TURNOVERS	399	—	9th
FIELD GOAL PCT.	.366	—	10th
FIELD GOAL DEFENSE	.444	—	10th
FREE THROW ATT.	.279	—	7th
FREE THROWS MADE	175	—	8th
FREE THROW PCT.	.627	—	10th
FOULS PER GAME	16.0	T-137th	6th
REBOUND MARGIN	-6.2	—	9th
TOTAL REBOUNDS	679	—	8th
REBOUNDS PER GAME	32.33	—	10th
SCORING DEFENSE	68.8	—	10th
SCORING MARGIN	-12.6	—	11th
SCORING OFFENSE	56.1	—	10th
STEALS	144	—	10th
STEALS PER GAME	6.9	—	11th
3-POINT FG DEFENSE	.312	—	7th
3-POINT FG ATTEMPTS	508	37th	1st
3-POINT FG MADE	166	38th	1st
3-POINT FG PER GAME	7.9	43rd	1st
3-POINT FG PCT	.327	96th	1st
TURNOVER MARGIN	-4.05	—	11th
TURNOVERS FORCED	14.95	—	11th
TURNOVERS PER GAME	19.0	—	7th

INDIVIDUAL (ALL GAMES)

BLOCKED SHOTS

Rhay Porter	29	T-92nd	4th
-------------	----	--------	-----

BLOCKS PER GAME

Rhay Porter	1.45	T-93rd	4th
Ella Vääänen	1.05	—	7th

FINAL POINTS

Dani Haskell	292	—	5th
--------------	-----	---	-----

FREE THROW PERCENTAGE

Dani Haskell	.843	53rd	2nd
--------------	------	------	-----

MINUTES PLAYED PER GAME

Erika Joseph	34.21	122nd	4th
--------------	-------	-------	-----

POINTS PER GAME

Dani Haskell	13.9	—	7th
--------------	------	---	-----

3-POINT FIELD GOAL ATTEMPTS

Dani Haskell	146	T-38th	1st
--------------	-----	--------	-----

3-POINT FIELD GOALS MADE

Dani Haskell	45	T-82nd	1st
--------------	----	--------	-----

3-POINT FIELD GOALS MADE PER GAME

Dani Haskell	2.14	T-112th	3rd
--------------	------	---------	-----

3-POINT FIELD GOAL PERCENTAGE

Dani Haskell	.308	144th	4th
--------------	------	-------	-----



2021-22 CANISIUS WOMEN'S BASKETBALL GAME NOTES

PLAYER ACCOMPLISHMENTS

10+ POINTS	'21-22	RECORD	CAREER	RECORD
Shaunae Brown	8	1-7	12	1-11
Lydia Gattozzi	4	1-3	4	1-3
Ella Väättänen	1	0-1	2	0-2
Athina Lexa	5	1-4	5	1-4
Dani Haskell	18	3-15	21	3-18
Jane McCauley	1 (at UVM)	0-1 (at UVM)	1	0-1
Kayla Jackson	1	1-0	4	2-2
Erika Joseph	8	1-7	9	1-8
Cheyenne Stubbs	2	1-1	2	1-1

10+ REBOUNDS	'21-22	RECORD	CAREER	RECORD
Kayla Jackson	4	1-3	6	1-5
Rhay Porter	3	1-2	3	1-2

20+ POINTS	'21-22	RECORD	CAREER	RECORD
Dani Haskell	4	2-2	4	2-2

LED IN SCORING	'21-22	RECORD	CAREER	RECORD
Shaunae Brown	5	0-5	6	0-6
Lydia Gattozzi	1	0-1	1	0-1
Athina Lexa	2	0-2	2	0-2
Dani Haskell	11	2-9	14	2-12
Jane McCauley	1 (at UVM)	0-1 (at UVM)	1	0-1
Erika Joseph	3	0-3	3	0-3

LED IN REBOUNDS	'21-22	RECORD	CAREER	RECORD
Shaunae Brown	1	0-1	2	0-2
Ella Väättänen	1	0-1	2	0-2
Dani Haskell	2	0-2	2	0-2
Kayla Jackson	8	1-7	17	3-14
Erika Joseph	1	0-1	3	0-3
Cheyenne Stubbs	1	0-1	1	0-1
Rhay Porter	8	2-6	8	2-6

LED IN ASSISTS	'21-22	RECORD	CAREER	RECORD
Shaunae Brown	6	1-5	9	1-8
Lydia Gattozzi	1	0-1	1	0-1
Ella Väättänen	1	0-1	1	0-1
Athina Lexa	3	1-2	3	1-2
Dani Haskell	11	1-10	12	1-11
Kayla Jackson	1	0-1	3	0-3
Erika Joseph	1	0-1	7	1-6
Cheyenne Stubbs	2	0-2	2	0-2

LED IN STEALS	'21-22	RECORD	CAREER	RECORD
Shaunae Brown	3	0-3	5	0-5
Lydia Gattozzi	2	1-1	2	1-1
Ella Väättänen	3	0-3	10	2-8
Athina Lexa	4	0-4	4	0-4
Dani Haskell	7	0-7	8	0-8
Jane McCauley	—	—	1	1-0
Kayla Jackson	6	1-5	12	1-11
Erika Joseph	2	1-1	5	2-3
Cheyenne Stubbs	5	1-4	5	1-4
Rhay Porter	3	0-3	3	0-3

LED IN BLOCKS	'21-22	RECORD	CAREER	RECORD
Shaunae Brown	—	—	1	0-1
Lydia Gattozzi	2	0-2	2	0-2
Ella Väättänen	8	0-8	26	5-21
Athina Lexa	1	0-1	1	0-1
Dani Haskell	1	0-1	1	0-1
Kayla Jackson	2	1-1	8	2-6
Erika Joseph	2	0-2	6	0-6
Cheyenne Stubbs	1	0-1	1	0-1
Rhay Porter	11	3-8	11	3-8

HASKELL NETS 20-PLUS

With her 24-point performance in Saturday's victory over Siena, sophomore guard **DANI HASKELL** logged her fourth 20-point game of the season.

Haskell is one of seven players in the MAAC to record at least four 20-point performances this season.

Haskell is currently tied with Rider's **LENAEJHA EVANS** for the sixth-most 20-point games in the MAAC this season.

Fairfield's **LOU LOPEZ-SÉNÉCHAL** leads the conference with 12 such games. Manhattan's **DEE DEE DAVIS** is in second place with eight 20-point games and Saint Peter's' **KENDREA WILLIAMS** and Niagara's **ANGEL PARKER** are tied for third with six apiece, while **KASSONDRA BROWN** of Saint Peter's has five.

HASKELL'S SUCCESS FROM DEEP

Sophomore **DANI HASKELL** matched her career high for 3-pointers (5) in the Jan. 29 victory over Siena, tying her previous single-game best that occurred earlier this year against Detroit Mercy (Nov. 23).

Haskell is the first Canisius player to make at least five 3-pointers in multiple games in a season since **A.J. TIMBERS** during the 2019-20 season.

Along with Timbers, Haskell is the ninth different Golden Griffin player (12th occurrence) since 2000-01 to register multiple games with at least five made 3-pointers. Haskell joins **JILL KNPIC** (2000-01 and 2001-02), **CHERI WITTLIEB** (2002-03), **AMANDA CAVO** (2005-06, 2007-08 and 2008-09), **MICAYLA DRYSDALE** (2008-09), **BRITTANÉ RUSSELL** (2009-10), **KAYLA HOOHULI** (2014-15) and **MARIA WELCH** (2017-18).

In 26 career games, Haskell has recorded a 3-point field goal in 23 games (88.0 percent). Haskell's percentage is the highest in program history, dating back to the 2000-01 season.

SIBLING RIVALRY

Senior guard **ERIKA JOSEPH** has the distinction of saying that her brother, **CORY JOSEPH**, is currently playing in the NBA. Cory is currently playing with the Detroit Pistons and is in his 11th season in the Association.

Erika leads the Joseph sibling rivalry in minutes (34.2), points (8.9) and rebounds (2.9) over her 20 appearances with Canisius. Cory's advantages come in assists (3.9) and a slight edge in steals (0.7) over his 41 games played with the Pistons.

CANISIUS' UNITED NATIONS

Canisius has six international players on its roster from four different countries this season.

Canada (**SHAUNAE BROWN** and **ERIKA JOSEPH**) and Greece (**ATHINA LEXA** and **XANTHIPPI KARATASIOU**) are each represented twice, while Finland (**ELLA VÄÄTTÄNEN**) and Spain (**ELIA PÁEZ**) have one representative.

The six non-American-born players are tied for the 15th-most by any Division I team. The total is also the second-most of any MAAC school, only trailing Iona (7). Lexa, Karatasios and Páez are the three international freshmen on Canisius' roster. Canisius is tied for the sixth-most first-year international players at the Division I level. Wichita State has the most first-year international players with five. Iona leads the MAAC and is tied for second with four, joining McNeese State, San Francisco and Winthrop.

TIES TO THE BLUE AND GOLD

After playing under her mother at Williamsville South for five seasons, freshman **HANNAH DOLAN** is following both of her parent's footsteps. Her mom, **KRISTEN (SCHEUERMANN) DOLAN**, played for the Griffs in 1987-91.

The elder Dolan has the fourth-most blocks by a freshman (17 in 1987-88) and the 10th-most assists by a junior (100 in 1989-90).

Dolan's father, Michael, is also a Canisius alumnus and is currently a professor in the Kinesiology department.

20-POINT GAMES

20-POINT GAMES BY MAAC PLAYERS		
Player	Team	Games
Lou Lopez-Sénéchal	Fairfield	12
Dee Dee Davis	Manhattan	8
Angel Parker	Niagara	6
Kendrea Williams	Saint Peter's	6
Kassondra Brown	Saint Peter's	5
Dani Haskell	Canisius	4
Lenaehja Evans	Rider	4

3-POINTERS

MOST GAMES WITH A 3-POINT FG Since 2000-01 (Min. 20 Games)			
Player	GMS	GP	PCT
Dani Haskell	23	26	88.5%
Kayla Hoochuli	106	121	87.6%
Amanda Cavo	105	121	86.8%
Marie Warner	28	33	84.8%
Brittané Russell	103	124	83.1%
D'Jhai Patterson-Ricks	49	60	81.7%
Cheri Wittlieb	93	114	81.6%
Jen Morabito	90	116	77.6%
AJ Timbers	21	28	75.0%
Micayla Drysdale	89	124	71.8%

SIBLING RIVALRY

Stats through games on Feb. 5					
Player	MPG	PPG	RPG	APG	SPG
Cory Joseph	23.8	8.3	2.4	3.9	0.7
Erika Joseph	34.2	8.9	2.9	1.4	0.6

BY THE NUMBERS

MOST INTERNATIONAL FRESHMEN		
Team	Conference	Total
Wichita State	American	5
Iona	MAAC	4
McNeese St.	Southland	4
San Francisco	WCC	4
Winthrop	Big South	4
Canisius	MAAC	3
9 other schools with		3

LAST FIVE GAMES

Team Box Score

No.	Player	Total					3-Point			F-Throw		Rebounds			3-DQ		A		TO		BLK		STL		PTS		AVG
		GP-GS	MIN	AVG	FG-FGA	FG%	3FG-3FGA	3FG%	FT-FTA	FT%	OFF	DEF	TOT	AVG	P	D	A	T	O	B	L	S	T	P	A		
14	HASKELL, Dani	5-5	150:15	30.1	19-44	.432	11-26	.423	17-20	.850	5	15	20	4.0	10	1	19	13	0	5	66	13.2					
12	LEXA, Athina	5-5	134:07	26.8	19-47	.404	6-18	.333	8-12	.667	3	12	15	3.0	8	0	9	14	0	4	52	10.4					
0	BROWN, Shaunae	5-5	151:35	30.3	15-37	.405	11-23	.478	1-2	.500	0	12	12	2.4	5	0	7	9	1	4	42	8.4					
2	GATTOZZI, Lydia	5-0	83:59	16.8	12-19	.632	1-3	.333	6-10	.600	1	9	10	2.0	5	0	2	12	0	2	31	6.2					
5	VAAATANEN, Ella	5-4	111:52	22.4	10-25	.400	9-17	.529	0-0	.000	7	15	22	4.4	14	0	2	6	6	4	29	5.8					
23	JOSEPH, Erika	5-5	178:02	35.6	10-40	.250	6-23	.261	1-2	.500	0	8	8	1.6	11	0	13	13	1	1	27	5.4					
24	STUBBS, Cheyenne	5-0	104:32	20.9	9-26	.346	5-11	.455	1-2	.500	3	14	17	3.4	12	0	5	10	0	13	24	4.8					
33	PORTER, Rhay	5-0	95:50	19.2	8-15	.533	0-0	.000	0-2	.000	6	20	26	5.2	16	0	3	19	8	3	16	3.2					
21	JACKSON, Kayla	1-1	14:48	14.8	0-0	.000	0-0	.000	0-2	.000	2	5	7	7.0	1	0	0	2	0	0	0	0.0					
Team											9	6	15														
Total		5	1025		102-253	.403	49-121	.405	34-52	.654	36	116	152	30.4	82	1	60	102	16	36	287	57.4					
Opponents		5	1025		128-289	.443	23-77	.299	47-84	.560	53	120	173	34.6	62	2	76	69	18	44	326	65.2					



2021-22 CANISIUS WOMEN'S BASKETBALL GAME NOTES

CANISIUS QUICK FACTS

GENERAL INFORMATION

LocationBuffalo, N.Y.
Enrollment.....3,120
Founded.....1870
Nickname.....Golden Griffins
School Colors Blue (Pantone 289), Gold (Pantone 124)
Conference Metro Atlantic Athletic Conference (MAAC)
President.....John J. Hurley
Athletics Director.....Bill Maher
Athletics Website.....www.gogriffs.com
Ticket Office Phone.....(716) 888-TIXX (8499)

HISTORY

Seasons of Basketball.....47th
First Season.....1975-76
First Division I Season1986-87
All-Time Record (Win %)615-655 (.484)
Conference Regular Season Titles (last)None
Conference Postseason Tournament Titles (last)1 (2005)
NCAA Tournament Appearances (last)1 (2005)
NCAA Tournament Record0-1 (.000)
Consecutive NCAA Appearances.....None
NCAA Final Four Appearances.....None
WNIT Appearances (last).....1 (2009)

KOESSLER ATHLETIC CENTER

Year Opened (Seasons).....1968 (47th)
Capacity2,196
All-Time Record (Win %)294-208 (.586)
Record under Sahar Nusseibeh3-8

COACHING STAFF

Head CoachSahar Nusseibeh (American '09)
Record at Canisius.....3-18
Overall Record3-18
Assistant CoachJared Zeidman (Quinnipiac '08)
.....1st Season
Assistant CoachKrista Beechy (Grove City '10)
.....1st Season
Academic & Operations Coach Ben Lober (Michigan State '20)
.....2nd Season

2020-21 REVIEW

Overall Record0-5 (.000)
MAAC Record (Finish)0-4
Home Record0-1
Away Record0-4
Neutral Record.....0-0
MAAC Tournament.....N/A
NCAA Tournament.....N/A

2021-22 TEAM INFORMATION

Letterwinners Returning / Lost.....5 / 6
Starters Returning / Lost4 / 1
Newcomers7
Fr / So / Jr / Sr / Gr.....7 / 1 / 1 / 2 / 1

COMMUNICATIONS

Marshall HallAthletic Communications Graduate Assistant
Office.....(716) 888-8266
Mobile.....(716) 465-4945
Email.....haimm@canisius.edu
Mailing Address.....Canisius College Athletics
.....2001 Main Street
.....Buffalo, N.Y. 14208
Twitter/Instagram@GoGriffs
Hashtags.....#GoGriffs | #MAACHoops

STARTING LINEUP TRACKER

Date	Opponent	1	2	3	4	5
Nov. 9	at Buffalo	Brown	Haskell	Joseph	Jackson	Väätänen
Nov. 13	at Binghamton	Brown	Haskell	Joseph	Jackson	Väätänen
Nov. 17	at St. Bonaventure	Brown	Haskell	Joseph	Jackson	Väätänen
Nov. 20	COLGATE	Brown	Haskell	Joseph	Jackson	Väätänen
Nov. 23	DETROIT MERCY	Brown	Haskell	Joseph	Jackson	Väätänen
Nov. 27	ROBERT MORRIS	Brown	Haskell	Joseph	Jackson	Väätänen
Dec. 1	at Duquesne	Brown	Haskell	Joseph	Jackson	Väätänen
Dec. 8	YOUNGSTOWN STATE	Brown	Haskell	Joseph	Jackson	Väätänen
Dec. 15	at UAlbany	Brown	Haskell	Joseph	Jackson	Väätänen
Dec. 19	SAINT PETER'S	Brown	Haskell	Joseph	Jackson	Väätänen
Dec. 21	MANHATTAN	Brown	Haskell	Joseph	Jackson	Väätänen
Jan. 8	NIAGARA	Brown	Haskell	Stubbs	Gattozzi	Väätänen
Jan. 13	RIDER	Brown	Haskell	Joseph	Jackson	Väätänen
Jan. 15	FAIRFIELD	Brown	Haskell	Joseph	Jackson	Väätänen
Jan. 20	at Saint Peter's	Brown	Haskell	Joseph	Jackson	Väätänen
Jan. 22	at Monmouth	Brown	Haskell	Lexa	Joseph	Jackson
Jan. 24	at Marist	Brown	Haskell	Lexa	Joseph	Jackson
Jan. 27	QUINNIPIAC	Brown	Haskell	Lexa	Joseph	Väätänen
Jan. 29	SIENA	Brown	Haskell	Lexa	Joseph	Väätänen
Feb. 3	at Iona	Brown	Haskell	Lexa	Joseph	Väätänen
Feb. 5	at Fairfield	Brown	Haskell	Lexa	Joseph	Väätänen
Feb. 7	at Quinnipiac					
Feb. 10	MONMOUTH					
Feb. 12	MARIST					
Feb. 17	at Manhattan					
Feb. 19	at Rider					
Feb. 24	at Siena					
Feb. 26	at Niagara					
March 5	IONA					

COMBINATIONS

Rank	Combination	Times Used	Record	Last Used
1	Brown - Haskell - Joseph - Jackson - Väätänen	14	2-12	1/20/22 at Saint Peter's
2	Brown - Haskell - Lexa - Joseph - Väätänen	4	1-3	2/5/22 at Fairfield
3	Brown - Haskell - Lexa - Joseph - Jackson	2	0-2	1/24/22 at Marist
4	Brown - Haskell - Stubbs - Gattozzi - Väätänen	1	0-1	1/9/22 vs. Niagara

STARTING STREAKS AND TOTALS

#	Player	Streak	2021-22	Career	at Canisius	MAAC
0	Shaunae Brown	26	21	33	33	23
2	Lydia Gattozzi	—	1	1	1	1
5	Ella Väätänen	4	19	48	21	12
11	Hannah Dolan	—	—	—	—	—
12	Athina Lexa	6	6	6	6	6
13	Xanthippi Karatasiou	—	—	—	—	—
14	Dani Haskell	26	21	26	25	16
15	Élia Pérez	—	—	—	—	—
21	Kayla Jackson	—	16	25	21	11
23	Erika Joseph	9	20	61	61	37
24	Cheyenne Stubbs	—	1	1	1	1
33	Rhay Porter	—	—	—	—	—

Canisius



2021-22 CANISIUS WOMEN'S BASKETBALL GAME NOTES

SERIES HISTORY VS. QUINNIPIAC



AT



ALL-TIME SERIES

QUINNIPIAC LEADS, 17-0

Home Games	0-8 (.000)
Road Games	0-7 (.000)
Neutral Site Games	0-2 (.667)
MassMutual Center (Springfield, Mass.)	0-1 (.000)
MVP Arena (Albany, N.Y.)	0-1 (.000)

HIGHEST SCORES - CANISIUS

Buffalo	68
QU, 80-68 (1/17/16)	
Fairfield	85
QU, 88-85 (OT) (2/15/15)	
Neutral Site	61
QU, 72-61 (3/7/14)	

COACHING RECORDS

Sahar Nusselbeh vs. Quinnipiac	
Total	0-1
at Canisius	0-1
Tricia Fabbri vs. Canisius	
Total	17-0
at Quinnipiac	17-0

HIGHEST SCORES - QUINNIPIAC

Buffalo	86
QU, 86-66 (1/9/15)	
Hamden	88
QU, 88-85 (OT) (2/15/15)	
Neutral Site	72
QU, 72-61 (3/7/14)	

LARGEST WINNING MARGINS

Canisius	
Buffalo	Never
Hamden	Never
Neutral	Never
Quinnipiac	
Buffalo	29, 1/26/18
Hamden	25, 2/9/18
Neutral	11, 3/7/14

ALL-TIME AGAINST QUINNIPIAC

12/21/13	Buffalo, N.Y.	L	55-65
2/9/14	Hamden, Conn.	L	51-65
3/7/14	Springfield, Mass.	L	61-72
1/9/15	Buffalo, N.Y.	L	66-86
2/15/15	Hamden, Conn.	L	85-88 (OT)
1/8/16	Hamden, Conn.	L	54-63
1/17/16	Buffalo, N.Y.	L	68-80
1/7/17	Buffalo, N.Y.	L	53-64
2/25/17	Hamden, Conn.	L	49-62
3/3/17	Albany, N.Y.	L	58-63
1/26/18	Buffalo, N.Y.	L	55-84
2/9/18	Hamden, Conn.	L	39-64
1/20/19	Buffalo, N.Y.	L	42-55
2/9/19	Hamden, Conn.	L	51-68
1/18/20	Hamden, Conn.	L	71-74
3/7/20	Buffalo, N.Y.	L	57-63
1/27/22	Buffalo, N.Y.	L	53-62

CURRENT GRIFFS VS. QUINNIPIAC

#0 SHAUNAE BROWN

Opponent (Date)	MP	FG-A	PCT	3PT-A	PCT	FT-A	PCT	O-D-T	PF	A	TO	BLK	ST	TP
at Quinnipiac (1/18/20)	19	5-8	.625	1-3	.333	0-0	—	0-3-3	2	2	2	0	0	11
Quinnipiac (3/7/20)	8	0-0	—	0-0	—	0-0	—	0-0-0	1	0	1	0	0	0
Quinnipiac (1/27/22)	25	0-3	.000	0-1	.000	0-0	—	0-0-0	0	1	1	0	0	0
TOTAL (3 games)	52	5-11	.455	1-4	.250	0-0	—	0-3-3	3	3	4	0	0	11
Averages	17.3							1.0		1.0		0.0	0.0	3.7

#2 LYDIA GATTOZZI

Opponent (Date)	MP	FG-A	PCT	3PT-A	PCT	FT-A	PCT	O-D-T	PF	A	TO	BLK	ST	TP
Quinnipiac (1/27/22)	13	0-1	.000	0-0	—	0-0	—	0-1-1	1	0	2	0	0	0
TOTAL (1 games)	13	0-1	.000	0-0	—	0-0	—	0-1-1	1	0	2	0	0	0
Averages	13.0							1.0		0.0		0.0	0.0	0.0

#5 ELLA VÄÄTÄNEN

Opponent (Date)	MP	FG-A	PCT	3PT-A	PCT	FT-A	PCT	O-D-T	PF	A	TO	BLK	ST	TP
Quinnipiac (1/27/22)	23	2-8	.250	2-4	.500	0-0	—	0-5-5	2	0	2	4	1	6
TOTAL (1 games)	23	2-8	.250	2-4	.500	0-0	—	0-5-5	2	0	2	4	1	6
Averages	23.0							5.0		0.0		4.0	1.0	6.0

#12 ATHINA LEXA

Opponent (Date)	MP	FG-A	PCT	3PT-A	PCT	FT-A	PCT	O-D-T	PF	A	TO	BLK	ST	TP
Quinnipiac (1/27/22)	25	4-12	.333	2-6	.333	0-0	—	0-2-2	1	1	6	0	0	10
TOTAL (1 games)	25	4-12	.333	2-6	.333	0-0	—	0-2-2	1	1	6	0	0	10
Averages	25.0							2.0		1.0		0.0	0.0	10.0

#14 DANI HASKELL

Opponent (Date)	MP	FG-A	PCT	3PT-A	PCT	FT-A	PCT	O-D-T	PF	A	TO	BLK	ST	TP
Quinnipiac (1/27/22)	30	3-6	.500	2-3	.667	8-10	.800	1-2-3	2	3	2	0	1	16
TOTAL (1 games)	30	3-6	.500	2-3	.667	8-10	.800	1-2-3	2	3	2	0	1	16
Averages	30.0							3.0		3.0		0.0	1.0	16.0

#23 ERIKA JOSEPH

Opponent (Date)	MP	FG-A	PCT	3PT-A	PCT	FT-A	PCT	O-D-T	PF	A	TO	BLK	ST	TP
Quinnipiac (1/20/19)	6	0-0	—	0-0	—	0-0	—	0-0-0	1	1	2	0	0	0
at Quinnipiac (2/9/19)	3	0-2	.000	0-0	—	0-0	—	0-1-1	0	0	0	0	0	0
at Quinnipiac (1/18/20)	15	0-2	.000	0-0	—	0-0	—	0-3-3	3	2	0	0	0	0
Quinnipiac (3/7/20)	4	0-0	—	0-0	—	0-0	—	0-0-0	1	0	1	0	0	0
Quinnipiac (1/27/22)	35	2-6	.333	1-1	1.000	1-2	.500	0-4-4	3	2	3	0	0	6
TOTAL (5 games)	63	2-10	.200	1-1	1.000	1-2	.500	0-8-8	8	5	6	0	0	6
Averages	12.6							1.6		1.0		0.0	0.0	1.2

#24 CHEYENNE STUBBS

Opponent (Date)	MP	FG-A	PCT	3PT-A	PCT	FT-A	PCT	O-D-T	PF	A	TO	BLK	ST	TP
Quinnipiac (1/27/22)	30	4-8	.500	1-2	.500	0-0	—	1-6-7	2	3	1	0	8	9
TOTAL (1 games)	30	4-8	.500	1-2	.500	0-0	—	1-6-7	2	3	1	0	8	9
Averages	30.0							7.0		3.0		0.0	8.0	9.0

#33 RHAY PORTER

Opponent (Date)	MP	FG-A	PCT	3PT-A	PCT	FT-A	PCT	O-D-T	PF	A	TO	BLK	ST	TP
Quinnipiac (1/27/22)	19	3-5	.600	0-0	—	0-0	—	1-2-3	3	0	4	5	0	6
TOTAL (1 games)	19	3-5	.600	0-0	—	0-0	—	1-2-3	3	0	4	5	0	6
Averages	19.0							3.0		0.0		5.0	0.0	6.0



2021-22 CANISIUS WOMEN'S BASKETBALL GAME NOTES

THE LAST TIME...

SCORING

Canisius Scored 80+ Points	W, 81-78	vs. Siena (1/29/22)
Canisius Scored 80+ Points in a MAAC Game	W, 81-78	vs. Siena (1/29/22)
Canisius Scored 90+ Points	L, 94-100 (3OT)	at St. Bonaventure (11/13/18)
Canisius Scored 90+ Points in MAAC Game	W, 90-70	vs. Saint Peter's (2/18/07)
Canisius Scored 100+ Points	W, 104-68	vs. Stetson (11/22/02)
Canisius Scored 100+ Points in MAAC Game	W, 100-86	vs. Rider (2/24/02)
Canisius Scored Under 50 Points	L, 44-57	at Marist (1/24/22)
Canisius Scored Under 50 Points in MAAC Game	L, 44-57	at Marist (1/24/22)

MISCELLANEOUS SCORING

Scored 40+ Points in a Half (Excluding OT)	43 (1st Half)	vs. Siena (1/29/22)
Scored 45+ Points in a Half (Excluding OT)	48 (1st Half)	at Quinnipiac (1/18/20)
Scored 50+ Points in a Half (Excluding OT)	54 (2nd Half)	vs. Saint Francis (Pa.) (10/30/14)
Scored 90+ Points in Consecutive Games		vs. Rider (100 — 2/24/02) vs. Fairfield (92 — 2/28/02) vs. Stetson (104 — 11/22/02)
Scored 90+ Points in Three Consecutive Games		vs. Rider (100 — 2/24/02) vs. Fairfield (92 — 2/28/02) vs. Stetson (104 — 11/22/02)
Scored 100+ Points in Consecutive Games	at Manhattan (101 — 1/27/02); vs. Marist (103 (1/31/02)	

OPPONENT SCORING

Scored 80+ Points	L, 86-87 (OT)	by Niagara (1/9/22)
Scored 80+ Points in a MAAC Game	L, 86-87 (OT)	by Niagara (1/9/22)
Scored 90+ Points	L, 42-102	by Buffalo (11/9/21)
Scored 90+ Points in a MAAC Game	L, 59-90	by Marist (1/9/20)
Scored 100+ Points	L, 42-102	by Buffalo (11/9/21)
Scored 100+ Points in a MAAC game	L, 86-109	by Manhattan (2/21/97)
Scored Less Than 50 Points	W, 67-47	by Iona (2/4/19)
Scored Less Than 50 Points in a MAAC Game	W, 67-47	by Iona (2/4/19)

SHOOTING

Shot 50% or Better FG in a Game	50.0% (25-of-50)	vs. Siena (1/29/22)
Shot 55% or Better FG in a Game	55.1% (27-of-49)	vs. Iona (2/4/19)
Shot 60% or Better FG in a Game	61.1% (33-of-54)	at Drake (1/12/93)
Shot 30% or Worse FG in a Game	29.4% (15-of-51)	vs. Fairfield (1/15/22)

OPPONENT SHOOTING

Shot 50% or Better FG in a Game	54.7% (29-of-53)	by Iona (2/3/22)
Shot 55% or Better FG in a Game	59.2% (29-of-49)	by Siena (1/29/22)
Shot 60% or Better FG in a Game	61.1% (33-of-54)	by Toledo (12/29/19)
Shot 30% or Worse FG in a Game	23.4% (15-of-64)	by Siena (2/1/20)
Shot 25% or Worse FG in a Game	23.4% (15-of-64)	by Siena (2/1/20)

FREE THROW SHOOTING

90% FT or Better in a Game (Min. 10 FTA)	91.7% (11-of-12)	at Saint Peter's (1/20/22)
100% FT in a Game (Min. 10 FTA)	100% (14-of-14)	at Monmouth (3/9/19)
50% FT or Worse FG in a Game (Min. 10 FTA)	50.0% (6-of-12)	at St. Bonaventure (11/17/21)
Attempted 40+ Free Throws	40	vs. Saint Peter's (1/30/09)
Attempted 5 Free Throws or Less	5	at Fairfield (2/5/22)
Made 30 Free Throws	30	vs. Saint Peter's (1/30/09)

3-POINT SHOOTING

Made 10+ 3-Pointers	10	at Iona (2/3/22)
Made 11+ 3-Pointers	15	vs. Siena (1/29/22)
Made 12+ 3-Pointers	15	vs. Siena (1/29/22)
Made 13+ 3-Pointers	15	vs. Siena (1/29/22)
Made 14+ 3-Pointers	15	vs. Siena (1/29/22)
Made 15+ 3-Pointers	15	vs. Siena (1/29/22)

MARGIN OF VICTORY / DEFEAT

Won Game Decided by One Point	W, 54-53	vs. Monmouth (2/22/20)
Won Game by 30+ Points	+30 (80-50)	vs. Binghamton (11/25/15)
Won Game by 35+ Points	+42 (70-28)	vs. Rider (2/20/11)
Won Game by 40+ Points	+42 (70-28)	vs. Rider (2/20/11)
Won Game by 45+ Points	+45 (78-33)	vs. Colgate (11/12/07)
Won Game by 50+ Points	+51 (87-36)	vs. Mercyhurst (2/20/86)
Lost Game Decided by One Point	L, 86-87 (OT)	vs. Niagara (1/9/22)
Lost Game by 30+ Points	-36 (37-73)	vs. Fairfield (1/15/22)
Lost Game by 40+ Points	-60 (42-102)	at Buffalo (11/9/21)
Lost Game by 45+ Points	-60 (42-102)	at Buffalo (11/9/21)
Lost Game by 50+ Points	-60 (42-102)	at Buffalo (11/9/21)

Two Consecutive Games Decided by One Point	Never
Two Consecutive Games Decided by Five Points	vs. Siena (1/11/20 — L, -2) at Fairfield (1/16/20 — L, -2) at Quinnipiac (1/18/20 — L, -3) vs. Siena (1/11/20 — L, -2) at Fairfield (1/16/20 — L, -2) at Quinnipiac (1/18/20 — L, -3) at Siena (1/22/16 — L, -4) at Fairfield (1/24/16 — L, -4) at Niagara (1/28/16 — W, +2) vs. Iona (2/1/16 — L, -3) vs. Bryant (1/11/86 — W, +3) at St. Bonaventure (1/16/86 — L, -3) at Colgate (1/18/86 — OTL, -5) vs. Gannon (1/21/86 — OTW, +2) at Indiana (Pa.) (1/24/86 — W, +4)
Three Consecutive Games Decided by Five Points	
Four Consecutive Games Decided by Five Points	
Five Consecutive Games Decided by Five Points	

Won a Game Following a 15-Point Deficit	15	vs. St. Bonaventure (11/17/19 — W, 84-82)
Won a Game Following an 18-Point Deficit	18	at Saint Francis (Pa.) (11/30/14 — W, 87-74)

REBOUNDING

Posted 45+ Rebounds	46	vs. Siena (3/10/20)
Posted 50+ Rebounds	51	vs. UTRGV (11/17/18)
Posted 55+ Rebounds	55	vs. Saint Francis (Pa.) (11/21/15)
Posted 60+ Rebounds	60	vs. Cornell (11/27/98)
Back-to-Back 50+ Rebound Games		at St. Bonaventure (11/13/18 — 51) vs. UTRGV (11/17/18 — 51)
Outrebounded Opponent by 15+	+17 (40-23)	vs. Saint Peter's (1/25/20)
Outrebounded Opponent by 20+	+21 (55-34)	vs. Saint Francis (Pa.) (11/21/15)

OVERTIME GAMES

Won an Overtime Game	W, 64-60 (OT)	vs. Niagara (2/1/18)
Lost an Overtime Game	L, 54-63 (OT)	at Fairfield (2/5/22)
Won an Overtime Game in MAAC Play	W, 64-60 (OT)	vs. Niagara (2/1/18)
Lost an Overtime Game in MAAC Play	L, 54-63 (OT)	at Fairfield (2/5/22)
Game Decided in Two Overtimes	L, 82-90 (2OT)	vs. Fairfield (1/9/04)
Game Decided in Three Overtimes	L, 94-100 (3OT)	at St. Bonaventure (11/13/18)
Played Consecutive Overtime Games		at Niagara (1/28/16 — W, 68-66 — OT) vs. Iona (2/1/16 — L, 76-79 — OT)

TURNOVERS

Committed 20+ Turnovers in a Game	22	at Fairfield (2/5/22)
Committed 10 Turnovers or Less in a Game	9	vs. St. Bonaventure (11/17/19)
Committed 8 Turnovers or Less in a Game	6	vs. Rider (2/18/18)
Committed 5 Turnovers or Less in a Game	5	vs. Saint Peter's (2/7/97)

Bold denotes occurred during 2021-22 season



2021-22 CANISIUS WOMEN'S BASKETBALL GAME NOTES

THE LAST TIME A CANISIUS PLAYER...

SCORING

Scored 25+ Points	27	Dani Haskell, vs. Niagara (1/9/22)
Scored 30+ Points	30	Danielle Sanderlin, at Saint Peter's (2/15/20)
Scored 35+ Points	36	Jénel Stevens, at Niagara (1/21/03)
Scored 40+ Points	42	Shauna Geronzin, vs. Niagara (2/20/00)
Scored 20+ Points in a Half	20	Sara Hinriksdóttir, 2nd half, at Morehead State (12/19/16)
Two Players Scored 20+ Points in Same Game		D'Jhai Patterson-Ricks (22), Danielle Sanderlin (20), vs. Colgate (11/20/19)
Two Players Scored 25+ Points in Same Game		Amanda Cavo (28), Brittané Russell (25), at Missouri State (12/21/08)
Three Players Scored 20+ Points in Same Game		Never since 2000-01
Scored 20+ Points in Two Straight Games		D'Jhai Patterson-Ricks (2), 1/18/20 - 1/23/20
Scored 20+ Points in Three Straight Games		Jénel Stevens (10), 12/21/02 - 1/26/03
Scored 20+ Points in Four Straight Games		Jénel Stevens (10), 12/21/02 - 1/26/03
Scored 20+ Points in Five Straight Games		Jénel Stevens (10), 12/21/02 - 1/26/03
Scored 30+ Points in Two Straight Games		Shauna Geronzin (2), 2/20/00 - 2/25/00
Scored 10+ Points in 10 Straight Games		Dani Haskell (11), 11/20/21 - 1/15/22
Scored 10+ Points in 15 Straight Games		D'Jhai Patterson-Ricks (18), 3/9/19 - 1/25/20
Scored 10+ Points in 20 Straight Games		Jénel Stevens (26), 2/14/02 - 2/12/03
Five Players Score 10+ Points in Same Game		D'Jhai Patterson-Ricks (12), Danielle Sanderlin (12), Shannon Conely (12), Sara Hinriksdóttir (11), Anndea Zeigler (10), vs. Miami (Ohio) (11/9/18)
Six Players Score 10+ Points in Same Game		Cheri Wittlieb (20), Jénel Stevens (17), Becky Zak (14), Lonnie Brown (13), Jessica Steeves (12), Jackie Richards (10), at Fairfield (2/14/04)

SUPERLATIVES

Last Canisius Double-Double		A.J. Timbers (16 pts, 11 reb), vs. Siena (3/10/20)
Last Canisius Double-Double (Pts/Ast)		Brittané Russell (15 pts, 10 ast), vs. Manhattan (1/11/10)
Last Double-Double in Consecutive Games		Danielle Sanderlin vs. Siena (20 pts, 10 reb — 1/11/20) at Fairfield (20 pts, 10 reb — 1/16/20)
Multiple Double-Doubles in Same Game		Marie Warner (17 pts, 10 reb) Brittané Russell (14 pts, 12 reb) vs. Marist (3/8/09)
Last Canisius Triple-Double		Tricia Breznitsky (10 pts, 11 reb, 10 ast), at Marist (1/23/00)
Last 20-Point, 10-Rebound Game		Danielle Sanderlin (23 pts, 12 reb), vs. Niagara (2/24/20)
Last 20-Point, 20-Rebound Game		Marie Warner (23 pts, 21 reb), vs. Saint Peter's (1/30/09)

FIELD GOALS

Made 10+ FG in a Game	10	Danielle Sanderlin, vs. Niagara (2/24/20)
Made 12+ FG in a Game	12	Danielle Sanderlin, at Saint Peter's (2/15/20)
Attempted 15+ FG in a Game	17	Dani Haskell, vs. Niagara (1/9/22)
Attempted 17+ FG in a Game	17	Dani Haskell, vs. Niagara (1/9/22)
Attempted 20+ FG in a Game	20	Danielle Sanderlin, at Iona (2/27/20)

3-POINT FIELD GOALS

Made 5+ 3-Point FG in a Game	5	Dani Haskell, vs. Siena (1/29/22)
Made 6+ 3-Point FG in a Game	6	Maria Welch, at Monmouth (2/7/16)
Made 7+ 3-Point FG in a Game	7	Amanda Cavo, at Missouri State (12/21/07)
Attempted 10+ 3-Point FG in a Game	11	Dani Haskell, vs. Manhattan (12/21/21)
Attempted 12+ 3-Point FG in a Game	12	Dani Haskell, vs. Detroit Mercy (11/23/21)
Attempted 15+ 3-Point FG in a Game	18	Mimi LaMagna, vs. Siena (11/24/96)

FREE THROWS

Made 10+ Free Throws in a Game	11	Shayla Sweeney, at Iona (2/27/20)
Made 11+ Free Throws in a Game	11	Shayla Sweeney, at Iona (2/27/20)
Made 12+ Free Throws in a Game	12	D'Jhai Patterson-Ricks, vs. Rider (1/23/20)
Made 13+ Free Throws in a Game	13	Kayla Hoochuli, at Niagara (1/21/15)
Made 14+ Free Throws in a Game	16	Heather Fiore, vs. Colgate (1/22/97)
Made 15+ Free Throws in a Game	16	Heather Fiore, vs. Colgate (1/22/97)
Attempted 10+ Free Throws in a Game	10	Dani Haskell, vs. Quinnipiac (1/27/22)
Attempted 11+ Free Throws in a Game	12	Shayla Sweeney, at Iona (2/27/20)
Attempted 12+ Free Throws in a Game	12	Shayla Sweeney, at Iona (2/27/20)
Attempted 13+ Free Throws in a Game	16	D'Jhai Patterson-Ricks, vs. Rider (1/23/20)
Attempted 14+ Free Throws in a Game	16	D'Jhai Patterson-Ricks, vs. Rider (1/23/20)
Attempted 15+ Free Throws in a Game	16	D'Jhai Patterson-Ricks, vs. Rider (1/23/20)

REBOUNDS

Had 10+ Rebounds	15	Rhay Porter, vs. Rider (1/13/22)
Had 11+ Rebounds	15	Rhay Porter, vs. Rider (1/13/22)
Had 12+ Rebounds	15	Rhay Porter, vs. Rider (1/13/22)
Had 13+ Rebounds	15	Rhay Porter, vs. Rider (1/13/22)
Had 14+ Rebounds	15	Rhay Porter, vs. Rider (1/13/22)
Had 15+ Rebounds	15	Rhay Porter, vs. Rider (1/13/22)
Had 20+ Rebounds	21	Marie Warner, vs. Saint Peter's (1/30/09)
10+ Rebounds in Two Straight Games		10, Rhay Porter, vs. Niagara (1/9/22) 15, Rhay Porter, vs. Rider (1/13/22)

ASSISTS

Had 5+ Assists	6	Dani Haskell, at Iona (2/3/22)
Had 6+ Assists	6	Dani Haskell, at Iona (2/3/22)
Had 7+ Assists	7	Cheyenne Stubbs, vs. Niagara (1/9/22)
Had 8+ Assists	8	Tamara Miskovic, vs. Quinnipiac (3/3/17)
Had 9+ Assists	9	Margrét Hálfánardóttir, at Morehead St. (12/19/16)
Had 10+ Assists	10	Brittané Russell, vs. Manhattan (1/11/10)
Had 12+ Assists	13	Becky Zak, vs. Siena (1/5/06)
Had 15+ Assists	15	Tricia Breznitsky, at Siena (1/28/00)

BLOCKS

Had 4+ Blocks	5	Rhay Porter, vs. Quinnipiac (1/27/22)
	4	Ella Väättänen, vs. Quinnipiac (1/27/22)
Had 5+ Blocks	5	Rhay Porter, vs. Quinnipiac (1/27/22)
Had 6+ Blocks	6	Rhay Porter, vs. Niagara (1/9/22)

STEALS

Had 4+ Steals	4	Cheyenne Stubbs, vs. Siena (1/29/22)
Had 5+ Steals	8	Cheyenne Stubbs, vs. Quinnipiac (1/27/22)
Had 6+ Steals	8	Cheyenne Stubbs, vs. Quinnipiac (1/27/22)
Had 7+ Steals	8	Cheyenne Stubbs, vs. Quinnipiac (1/27/22)
Had 8+ Steals	8	Cheyenne Stubbs, vs. Quinnipiac (1/27/22)
Had 9+ Steals	9	Brittané Russell, vs. Colgate (11/12/07)
Had 10+ Steals	10	Mimi LaMagna, vs. Siena (1/12/96)

MINUTES PLAYED

Played Entire Game	40:00	D'Jhai Patterson-Ricks, vs. Quinnipiac (3/7/20)
Played 40+ Minutes		41:20, Shaunae Brown, at Fairfield (2/5/22) 40:13, Erika Joseph, at Fairfield (2/5/22)
Played 45+ Minutes	50:10	Sara Hinriksdóttir, at St. Bonaventure (11/13/18)
	48:13	Shannon Conely, at St. Bonaventure (11/13/18)

FOULS

Fouled Out		Dani Haskell, at Iona (2/3/22)
Two Players Foul Out		Saliah Serrette, Anndea Zeigler, vs. Rider (2/18/18)
Three Players Foul Out		Laura Buetow, Jessie Lamparski, Megan Lyte, vs. Loyola (Md.) (3/4/06)

Bold denotes occurred during 2021-22 season



2021-22 CANISIUS WOMEN'S BASKETBALL GAME NOTES

2021-22 CANISIUS WOMEN'S BASKETBALL COACHING AND SUPPORT STAFF



SAHAR NUSSEIBEH
HEAD COACH

COACHING HISTORY

2009-11	Cincinnati (Graduate Assistant)
2011-13	Holy Cross (Assistant Coach)
2013-16	Bowling Green (Assistant Coach)
2016-19	Manhattan (Associate Head Coach)
2019-21	Miami (Ohio) (Defensive Coordinator)
2021-Present	Canisius (Head Coach)

PLAYING HISTORY

2006-09	American
---------	----------

YEAR-BY-YEAR RECORD

Year	School	Overall	MAAC
2021-22	Canisius	3-18 (.143)	1-11 (.083)
Overall		3-18 (.143)	1-11 (.083)

NUSSEIBEH'S MILESTONES

Accolade	Date	Opponent	Result
1st Win	11/20/21	vs. Colgate	W, 61-58
1st Division I Win	11/20/21	vs. Colgate	W, 61-58
1st Home Win	11/20/21	vs. Colgate	W, 61-58
1st MAAC Win	1/29/22	vs. Siena	W, 81-78

NUSSEIBEH'S PHILOSOPHY

FEET IN

Fully committed with two feet in and being present in the moment

ARMS OUT

Reaching out to help one another — whether on campus or in the community

EYES UP

Confidence and presence. It's how you carry yourself and respect one another

SAHAR NUSSEIBEH was officially named the 10th head coach in Canisius women's basketball program history on July 23, 2021. A long-time assistant coach with 12 years of Division I coaching experience, Nusseibeh takes over the Canisius program after spending the previous two seasons (2019-20, 2020-21) at Miami University where she also held the title of defensive coordinator.


As the defensive coordinator at Miami University in Oxford, Ohio, Nusseibeh was responsible for developing and implementing all aspects of team and individual defensive concepts. She also worked on game planning the team's defensive strategies and was in charge of all defensive play calls and in-game adjustments during timeouts and in-game action. Prior to joining the Redhawks' staff, she spent three seasons (2016-17 through 2018-19) as the associate head coach, recruiting coordinator and defensive coordinator at Manhattan College in Riverdale, N.Y.

In her time at Manhattan, Nusseibeh played a key role in recruiting and coaching five All-MAAC selections, two MAAC All-Rookie Team honorees and the 2019 MAAC Women's Defensive Player of the Year. One of the Women's Basketball Coaches Association's (WBCA) "Thirty Under 30" honorees in 2016, Nusseibeh led the Jaspers' defensive efforts which saw Manhattan rank among the top-five in the MAAC in scoring defense, blocked shots and turnovers forced in three-straight seasons. In her final year at Manhattan, the Jaspers ranked 17th nationally in scoring defense (56.3 points per game allowed), while ranking in the top-100 nationally in field goal percentage defense (75th), steals per game (76th), blocked shots per game (63rd) and turnovers forced (79th).

Nusseibeh was a part of the Bowling Green coaching staff for three seasons (2013-14 through 2015-16) and helped lead the Falcons to a 2013-14 Mid-American Conference regular season crown after the team went 30-5 overall and 17-1 in league play. She recruited and coached five All-MAC honorees, including an All-America selection, and she played a key role in helping Bowling Green earn three-straight WBCA Top-25 Team Academic Awards. Nusseibeh began her collegiate coaching career as a graduate assistant at Cincinnati, where she was the video coordinator, academic liaison and assisted in coaching the post players. She then spent two seasons at Holy Cross as an assistant coach where she also handled video operations and worked with the posts. Prior to beginning her collegiate coaching career, Nusseibeh completed internships with the WNBA's Atlanta Dream (2007) and Washington Mystics (2009), and worked with USA Basketball on preparing the U19 World University Games teams for competitions in Thailand and Serbia.

A member of the 2006 Patriot League All-Rookie Team, Nusseibeh played 116 career games at American, where she won a pair of league regular season titles as a member of the Eagles' program. She was a member of the program when it made a pair of WNIT appearances, the first two postseason berths in program history.

Nusseibeh earned her undergraduate degree in international relations/international business from American in 2009 and then went on to earn her MBA from Cincinnati in 2011.



JARED ZEIDMAN

1st season



Zeidman joined Nusseibeh's coaching staff after spending the previous nine seasons as the associate head coach and recruiting coordinator at Union College in Schenectady, N.Y. Prior to his tenure at Union, Zeidman spent three seasons at Buffalo on the staff of then-Bulls and current Canisius men's basketball head coach **REGGIE WITHERSPOON**. Zeidman graduated from Quinnipiac in 2008 with a degree in media studies before earning his master's in student affairs administration from Buffalo in 2011.

BEN LOBER

2nd season



Lober is currently in his second season with the Canisius women's basketball program, serving as the team's Academic and Operations coach. Prior to arriving on Main Street, Lober was a student manager on the Michigan State women's basketball team for the 2018-19 season before being appointed the head manager for the 2019-20 season. Lober graduated from Michigan State in 2020 with a degree in economics.

KRISTA BEECHY

1st season



Beechy joined Canisius' staff after a five-year tenure at Furman. In her role with the Paladins' women's program, she was responsible for aiding recruiting, scouting and player development. Prior to Furman, she spent three years at Kent State as its Director of Basketball Operations. A 2010 graduate of Grove City College with a business management degree, she received her master's in business administration with a finance concentration from Winthrop in 2014.

TAYLOR KENNEY

2nd season at Canisius, 1st with program



Kenney is in her second season at Canisius on the athletic training staff and in her first season with the women's basketball program. She served as the trainer for Canisius' men's soccer and club sports teams during the 2020-21 season. A graduate of SUNY Cortland, during her undergraduate studies, Kenney was an athletic training student with the school's football, men's and women's soccer, field hockey and men's lacrosse programs. She graduated with an athletic training degree from SUNY Cortland in 2019.



2021-22 CANISIUS WOMEN'S BASKETBALL GAME NOTES



SHAUNAE BROWN (SHAW-NAY)

JUNIOR • GUARD • 5-5 • TORONTO, ONTARIO • J. ADDISON

2021-22 SEASON STATS

PPG	RPG	APG	FG%	3-FG%	FT%
7.4	2.3	2.2	32.8	34.5	57.1

LAST APPEARANCE — AT FAIRFIELD (2/5/22)

MIN	PTS	FG	3-FG	FT	REB
41:20	15	6-10	2-5	1-2	3

2021-22 • JUNIOR SEASON

• Has had multiple 3-pointers in last three games and in six of last eight ... team-high 15 points at Fairfield (Feb. 5) ... logged career-high seven rebounds in MAAC opener against Saint Peter's (Dec. 19) ... six assists at Duquesne (Dec. 1), tying single-game best ... scored go-ahead basket with 13 seconds left in victory over Colgate (Nov. 20) ... netted career-high 16 points at St. Bonaventure (Nov. 17)

2020-21 • SOPHOMORE SEASON

• Started all five games during the pandemic-shortened season ... scored career-high 13 points, grabbed five boards and played 38 minutes at Marist (Dec. 12) ... averaged team-leading 36.8 minutes played per contest

2019-20 • FRESHMAN SEASON

• Played in 29 games, starting seven ... scored season-high 11 points on 5-for-8 shooting at Quinnipiac (Jan. 18) ... played season-high 28 minutes, going 3-of-4 from 3-point range at Iona (Feb. 27)

BEFORE CANISIUS

• Played one season at J. Addison, averaged 16 points, six rebounds, five assists and two steals per game

PERSONAL

• Born Aug. 31, 2001 ... majoring in human services

2021-22 SEASON STATS

OPPONENT	GS	MP	FG-A	PCT	3P-PA	PCT	FT-A	PCT	O-D-T	PF	A	TO	BLK	STL	PTS
at Buffalo (11/9)	*	31:24	1-11	.091	0-2	.000	0-0	—	2-0-2	2	2	4	0	0	2
at Binghamton (11/13)	*	25:58	2-10	.200	1-3	.333	0-0	—	1-2-3	4	1	8	0	2	5
at St. Bonaventure (11/17)	*	31:44	6-15	.400	3-8	.375	1-2	.500	0-2-2	0	3	1	0	2	16
COLGATE (11/20)	*	34:27	5-15	.333	1-7	.143	2-2	1.000	0-5-5	2	4	1	0	0	13
DETROIT MERCY (11/23)	*	16:15	1-5	.200	0-2	.000	0-0	—	0-0-0	0	2	2	0	0	2
ROBERT MORRIS (11/27)	*	32:25	1-6	.167	1-4	.250	1-4	.250	0-0-0	0	2	0	0	0	4
at Duquesne (12/1)	*	30:49	4-7	.571	3-5	.600	0-0	—	2-3-5	2	6	2	0	0	11
YOUNGSTOWN ST. (12/8)	*	35:33	3-8	.375	0-1	.000	2-4	.500	0-1-1	2	2	5	0	0	8
at UAlbany (12/15)	*	28:41	0-6	.000	0-5	.000	0-0	—	0-1-1	1	1	6	0	1	0
SAINT PETER'S (12/19)	*	32:19	4-10	.400	2-3	.667	3-4	.750	1-6-7	1	4	4	0	0	13
MANHATTAN (12/21)	*	24:10	5-10	.500	1-5	.200	0-0	—	0-2-2	1	3	1	0	0	11
NIAGARA (1/9)	*	31:15	2-8	.250	0-3	.000	2-3	.667	0-1-1	2	4	2	0	0	6
RIDER (1/13)	*	28:06	2-7	.286	0-2	.000	0-0	—	0-4-4	2	1	1	0	1	4
FAIRFIELD (1/15)	*	21:58	2-6	.333	2-3	.667	0-0	—	0-1-1	0	0	5	0	0	6
at Saint Peter's (1/20)	*	32:33	4-8	.500	4-6	.667	0-0	—	0-1-1	1	4	1	0	1	12
at Monmouth (1/22)	*	27:23	0-5	.000	0-2	.000	0-0	—	0-2-2	1	0	1	0	0	0
at Marist (1/24)	*	29:20	4-12	.333	4-10	.400	0-0	—	0-4-4	2	1	2	1	2	12
QUINNIPAC (1/27)	*	24:59	0-3	.000	0-1	.000	0-0	—	0-0-0	0	1	1	0	0	0
SIENA (1/29)	*	29:03	3-5	.600	3-3	1.000	0-0	—	0-2-2	1	4	2	0	2	9
at Iona (2/3)	*	26:53	2-7	.286	2-4	.500	0-0	—	0-3-3	0	1	2	0	0	6
at Fairfield (2/5)	*	41:20	6-10	.600	2-5	.400	1-2	.500	0-3-3	2	0	2	0	0	15
at Quinnipiac (2/7)															
MONMOUTH (2/10)															
MARIST (2/12)															
at Manhattan (2/17)															
at Rider (2/19)															
at Siena (2/24)															
at Niagara (2/26)															
IONA (3/5)															

CAREER HONORS

2020-21 MAAC All-Academic Team

2021-22 SEASON HIGHS

Points	16	at St. Bonaventure (11/17/21)
Field Goals	6	at St. Bonaventure (11/17/21)
Field Goal Att.	15	(2x), Last: vs. Colgate (11/20/21)
3-PT Field Goals	4	at Saint Peter's (1/20/22)
3-PT Field Goal Att.	10	at Marist (1/24/22)
Free Throws	3	vs. Saint Peter's (12/19/21)
Free Throw Att.	4	(3x), Last: vs. Saint Peter's (12/19/21)
Rebounds	7	vs. Saint Peter's (12/19/21)
Assists	6	at Duquesne (12/1/21)
Blocks	1	at Marist (1/24/22)
Steals	2	(4x), Last: vs. Siena (1/29/22)

CAREER HIGHS

Points	16	at St. Bonaventure (11/17/21)
Field Goals	6	at St. Bonaventure (11/17/21)
Field Goal Att.	15	(2x), Last: vs. Colgate (11/20/21)
3-PT Field Goals	4	at Saint Peter's (1/20/22)
3-PT Field Goal Att.	10	at Marist (1/24/22)
Free Throws	3	vs. Saint Peter's (12/19/21)
Free Throw Att.	5	at Saint Peter's (12/19/20)
Rebounds	7	vs. Saint Peter's (12/19/21)
Assists	6	(2x), Last: at Duquesne (12/1/21)
Blocks	1	at Saint Peter's (12/19/20)
Steals	2	(6x), Last: vs. Siena (1/29/22)

MISCELLANEOUS

	FR	SO	JR	TOTAL
Double-Doubles	—	—	—	—
10+ Points	—	3	8	12
20+ Points	—	—	—	—
5+ Rebounds	—	1	3	4
10+ Rebounds	—	—	—	—
5+ Assists	—	1	1	2
2+ 3-PT Field Goals	1	3	9	13
2+ Steals	—	2	4	6
2+ Blocks	—	—	—	—
Led Team in Points	—	1	5	6
Led Team in Rebs.	—	1	1	2
Led Team in Assists	2	1	6	9
Led Team in Steals	—	2	3	5
Led Team in Blocks	—	1	—	1

BROWN'S CAREER YEAR-BY-YEAR STATISTICS

SEASON	GP	GS	MIN	AVG	FG	FGA	PCT	3-FG	3-FGA	PCT	FT	FTA	PCT	OFF	DEF	TOT	AVG	PF	FO	AST	TO	BLK	STL	PTS	AVG
2019-20	29	7	430	14.8	38	98	.388	10	33	.303	0	0	.000	2	29	31	1.1	23	0	23	30	0	2	86	3.0
2020-21	5	5	184	36.8	17	53	.321	9	26	.346	5	9	.556	1	14	15	3.0	7	0	18	12	1	4	48	9.6
2021-22	21	21	617	29.4	57	174	.328	29	84	.345	12	21	.571	6	43	49	2.3	26	0	46	53	1	11	155	7.4
TOTALS	55	33	1231	22.4	112	325	.345	48	143	.336	17	30	.567	9	86	95	1.7	56	0	87	95	2	17	289	5.3



2021-22 CANISIUS WOMEN'S BASKETBALL GAME NOTES

LYDIA GATTOZZI (GUH-TOE-ZEE)

FRESHMAN • GUARD • 5-10 • CHARDON, OHIO • BEAUMONT

2021-22 SEASON STATS

PPG	RPG	APG	FG%	3-FG%	FT%
6.3	2.3	0.7	39.3	25.0	72.7

LAST APPEARANCE — AT FAIRFIELD (2/5/22)

MIN	PTS	FG	FT	REB	STL
15:24	6	3-3	0-1	3	1

2021-22 • FRESHMAN SEASON

• Recorded season-highs in points (17) and rebounds (7) in first collegiate start against Niagara (Jan. 9) ... named MAAC Rookie of the Week after scoring then-season-high 15 points at Duquesne (Dec. 1) ... logged first multi-steal performance vs. Colgate (Nov. 20)

BEFORE CANISIUS

• Played four seasons for Beaumont School earning four varsity letters ... Beaumont's all-time leading scorer with 1,496 points ... chosen to Division II All-Ohio Honorable Mention teams following freshman and sophomore campaigns for the Blue Streaks ... selected as a Division II All-Ohio Special Mention members at the conclusion of her junior and senior seasons

PERSONAL

• Born Oct. 11, 2002 ... daughter of Nick and Stefani Gattozzi ... has a brother, Nick ... father played football at Allegheny College ... majoring in journalism

2021-22 SEASON STATS

OPPONENT	GS	MP	FG-A	PCT	3P-PA	PCT	FT-A	PCT	O-D-T	PF	A	TO	BLK	STL	PTS
at Buffalo (11/9)		28:33	2-8	.250	1-4	.250	0-2	.000	2-1-3	2	1	2	0	0	5
at Binghamton (11/13)		20:11	2-8	.250	0-1	.000	1-2	.500	0-3-3	1	0	3	0	0	5
at St. Bonaventure (11/17)		20:54	2-5	.400	0-1	.000	4-4	1.000	0-0-0	1	0	1	0	0	8
COLGATE (11/20)		24:39	3-10	.300	0-2	.000	2-3	.667	0-2-2	0	2	0	0	2	8
DETROIT MERCY (11/23)		19:55	0-4	.000	0-1	.000	2-2	1.000	0-2-2	0	2	3	0	0	2
ROBERT MORRIS (11/27)		16:24	1-5	.200	0-1	.000	1-2	.500	1-3-4	2	0	0	0	0	3
at Duquesne (12/1)		23:05	6-12	.500	3-7	.429	0-0	—	2-2-4	3	1	4	2	0	15
YOUNGSTOWN ST. (12/8)		24:29	3-8	.375	1-3	.333	2-2	1.000	2-1-3	3	0	0	0	0	9
at UAlbany (12/15)		18:57	1-6	.167	0-3	.000	0-0	—	0-1-1	3	1	1	1	1	2
SAINT PETER'S (12/19)		17:08	4-7	.571	2-4	.500	2-2	1.000	1-1-2	0	0	1	0	0	12
MANHATTAN (12/21)		18:52	1-1	1.000	1-1	1.000	4-6	.667	0-0-0	1	1	3	0	1	7
NIAGARA (1/9)	*	35:36	6-11	.545	0-1	.000	5-6	.833	4-3-7	4	1	3	0	0	17
RIDER (1/13)		15:09	1-4	.250	0-2	.000	0-0	—	0-2-2	1	1	2	0	0	2
FAIRFIELD (1/15)		18:22	1-3	.333	0-1	.000	0-0	—	1-0-1	1	2	1	0	0	2
at Saint Peter's (1/20)		19:30	0-2	.000	0-1	.000	2-2	1.000	0-1-1	1	1	4	0	1	2
at Monmouth (1/22)		9:48	1-4	.250	0-0	—	1-1	1.000	2-1-3	0	0	1	0	0	3
at Marist (1/24)		18:15	2-4	.500	1-2	.500	1-1	1.000	1-2-3	1	0	2	0	0	6
QUINNIPIAC (1/27)		12:59	0-1	.000	0-0	—	0-0	—	0-1-1	1	0	2	0	0	0
SIENA (1/29)		17:37	4-7	.571	0-1	.000	4-7	.571	0-1-1	2	2	3	0	0	12
at Iona (2/3)		19:44	3-4	.750	0-0	—	1-1	1.000	0-2-2	1	0	4	0	1	7
at Fairfield (2/5)		15:24	3-3	1.000	0-0	—	0-1	.000	0-3-3	0	0	1	0	1	6
at Quinnipiac (2/7)															
MONMOUTH (2/10)															
MARIST (2/12)															
at Manhattan (2/17)															
at Rider (2/19)															
at Siena (2/24)															
at Niagara (2/26)															
IONA (3/5)															

CAREER HONORS

MAAC Rookie of the Week (Dec. 6, 2021)

SEASON / CAREER HIGHS

Points	17	vs. Niagara (1/9/22)
Field Goals	6	at Duquesne (12/1/21)
Field Goal Att.	12	vs. Niagara (1/9/22)
3-PT Field Goals	3	at Duquesne (12/1/21)
3-PT Field Goal Att.	7	at Duquesne (12/1/21)
Free Throws	5	vs. Niagara (1/9/22)
Free Throw Att.	7	vs. Siena (1/29/22)
Rebounds	7	vs. Niagara (1/9/22)
Assists	2 (4x), Last: vs. Siena (1/29/22)	
Blocks	2	at Duquesne (12/1/21)
Steals	2	vs. Colgate (11/20/21)

MISCELLANEOUS

	FR	TOTAL
Double-Doubles	—	—
10+ Points	4	4
20+ Points	—	—
5+ Rebounds	1	1
10+ Rebounds	—	—
5+ Assists	—	—
2+ 3-PT Field Goals	2	2
2+ Steals	1	1
2+ Blocks	1	1
Led Team in Points	1	1
Led Team in Rebs.	—	—
Led Team in Assists	1	1
Led Team in Steals	2	2
Led Team in Blocks	2	2

GATTOZZI'S CAREER YEAR-BY-YEAR STATISTICS

SEASON	GP	GS	MIN	AVG	FG	FGA	PCT	3-FG	3-FGA	PCT	FT	FTA	PCT	OFF	DEF	TOT	AVG	PF	FO	AST	TO	BLK	STL	PTS	AVG
2021-22	21	1	416	19.8	46	117	.393	9	36	.250	32	44	.727	16	32	48	2.3	28	0	15	41	3	7	133	6.3
TOTALS	21	1	416	19.8	46	117	.393	9	36	.250	32	44	.727	16	32	48	2.3	28	0	15	41	3	7	133	6.3



2021-22 CANISIUS WOMEN'S BASKETBALL GAME NOTES

ELLA VÄÄTÄNEN

(VAH-TA-NIHN)

GRADUATE STUDENT • FORWARD • 6-1 • TUUSULA, FINLAND • MÄKELÄNRINNE / LIU

2021-22 SEASON STATS

PPG	RPG	BPG	FG%	3-FG%	FT%
3.6	3.1	1.1	28.3	29.6	33.3

LAST APPEARANCE — AT FAIRFIELD (2/5/22)

MIN	PTS	FG	3-FG	REB	BLK
18:46	6	2-4	2-4	9	1

2021-22 • GRADUATE SEASON

• Hauled in career-high nine rebounds at Fairfield (Feb. 5) ... established career-high for 3-pointers made (3) at Iona (Feb. 3) ... four blocks vs. Quinnipiac (Jan. 27), matching single-game high ... tied season-high two assists against Fairfield (Jan. 15) ... scored 10 points against Niagara (Jan. 9), recording second 10-point game of career

2020-21 • SENIOR SEASON

• Appeared in all five games, making two starts during pandemic-shortened season ... finished with 13 points, three blocks and two steals

BEFORE CANISIUS

• Played three seasons at Long Island University, logging 81 games played (27 starts) with the Sharks ... attended Mäkelänrinne High School in Helsinki and played club basketball at Helsinki Basketball Academy

PERSONAL

• Born Dec. 5, 1997 ... daughter of Jari and Aija Väättänen ... has a brother, Arttu ... received her bachelor's degree in communications ... currently pursuing her master's in sport administration

2021-22 SEASON STATS

OPPONENT	GS	MP	FG-A	PCT	3P-PA	PCT	FT-A	PCT	O-D-T	PF	A	TO	BLK	STL	PTS
at Buffalo (11/9)	*	14:40	0-5	.000	0-2	.000	0-0	—	0-3-3	4	1	2	0	0	0
at Binghamton (11/13)	*	28:08	0-3	.000	0-1	.000	0-0	—	2-3-5	2	1	1	0	2	0
at St. Bonaventure (11/17)	*	21:25	2-5	.400	1-3	.333	0-0	—	2-1-3	2	0	3	1	0	5
COLGATE (11/20)	*	15:04	1-3	.333	1-3	.333	0-0	—	0-2-2	2	1	2	0	1	3
DETROIT MERCY (11/23)	*	12:32	1-3	.333	1-3	.333	0-2	.000	0-2-2	1	0	0	0	0	3
ROBERT MORRIS (11/27)	*	23:00	1-3	.333	0-2	.000	0-0	—	0-0-0	1	1	1	1	1	2
at Duquesne (12/1)	*	23:35	1-5	.200	0-2	.000	0-0	—	1-2-3	1	1	0	1	1	2
YOUNGSTOWN ST. (12/8)	*	21:40	2-3	.667	0-1	.000	1-4	.250	2-2-4	5	0	3	2	0	5
at UAlbany (12/15)	*	25:21	3-7	.429	2-5	.400	0-0	—	1-1-2	2	2	2	1	0	8
SAINT PETER'S (12/19)	*	24:57	1-6	.167	0-2	.000	0-0	—	2-0-2	1	1	3	2	2	2
MANHATTAN (12/21)	*	25:54	0-4	.000	0-3	.000	2-3	.667	1-3-4	2	0	3	3	2	2
NIAGARA (1/9)	*	29:34	4-9	.444	2-4	.500	0-1	.000	1-3-4	4	0	2	1	1	10
RIDER (1/13)	*	28:05	2-8	.250	0-3	.000	1-2	.500	1-4-5	4	0	2	3	1	5
FAIRFIELD (1/15)	*	21:38	0-6	.000	0-0	—	0-0	—	1-2-3	1	2	1	1	0	0
at Saint Peter's (1/20)	*	11:58	0-3	.000	0-2	.000	0-0	—	0-0-0	2	0	1	0	0	0
at Monmouth (1/22)		12:06	0-1	.000	0-1	.000	0-0	—	0-1-1	0	0	2	0	0	0
at Marist (1/24)		24:23	1-5	.200	1-4	.250	0-0	—	1-0-1	1	1	0	0	0	3
QUINNIPAC (1/27)	*	22:54	2-8	.250	2-4	.500	0-0	—	0-5-5	2	0	2	4	1	6
SIENA (1/29)	*	19:38	2-3	.667	1-1	1.000	0-0	—	4-1-5	4	1	0	0	1	5
at Iona (2/3)	*	26:12	3-5	.600	3-4	.750	0-0	—	1-1-2	3	0	2	1	2	9
at Fairfield (2/5)	*	18:46	2-4	.500	2-4	.500	0-0	—	1-8-9	4	0	2	1	0	6
at Quinnipiac (2/7)															
MONMOUTH (2/10)															
MARIST (2/12)															
at Manhattan (2/17)															
at Rider (2/19)															
at Siena (2/24)															
at Niagara (2/26)															
IONA (3/5)															

2021-22 SEASON HIGHS

Points	10	vs. Niagara (1/9/22)
Field Goals	4	vs. Niagara (1/9/22)
Field Goal Att.	9	vs. Niagara (1/9/22)
3-PT Field Goals	3	at Iona (2/3/22)
3-PT Field Goal Att.	5	at UAlbany (12/15/21)
Free Throws	2	vs. Manhattan (12/21/21)
Free Throw Att.	4	vs. Youngstown State (12/8/21)
Rebounds	9	at Fairfield (2/5/22)
Assists	2	at UAlbany (12/15/21)
Blocks	4	vs. Fairfield (1/15/22)
Steals	2	(4x), Last: at Iona (2/3/22)

CAREER HIGHS

Points	11	vs. UC Irvine (11/23/18)*
Field Goals	5	vs. UC Irvine (11/23/18)*
Field Goal Att.	12	at Grand Canyon (11/24/18)*
3-PT Field Goals	3	at Iona (2/3/22)
3-PT Field Goal Att.	5 (3x), Last: at UAlbany (12/15/21)	
Free Throws	2 (6x), Last: vs. Manhattan (12/21/21)	
Free Throw Att.	4 (3x), Last: vs. Ytown State (12/8/21)	
Rebounds	9	at Fairfield (2/5/22)
Assists	3 (3x), Last: vs. Sacred Heart (2/18/19)*	
Blocks	4	vs. Mount St. Mary's (2/11/19)* vs. Quinnipiac (1/27/22)
Steals	3	vs. Mount St. Mary's (2/11/19)*

Note: * - Denotes career highs set at LIU

MISCELLANEOUS

	FR	SO	JR	SR	GR	TOT
Double-Doubles	—	—	—	—	—	—
10+ Points	—	1	—	—	1	2
20+ Points	—	—	—	—	—	—
5+ Rebounds	1	5	—	—	5	11
10+ Rebounds	—	—	—	—	—	—
5+ Assists	—	—	—	—	—	—
2+ 3-PT Field Goals	1	2	—	—	5	8
2+ Steals	3	7	1	—	4	15
2+ Blocks	2	7	2	—	5	16
Led Team in Points	—	—	—	—	—	—
Led Team in Rebs.	—	1	—	—	1	2
Led Team in Assists	—	—	—	—	1	1
Led Team in Steals	2	4	—	1	3	10
Led Team in Blocks	2	10	4	2	8	26

Shaded columns denote seasons at LIU

VÄÄTÄNEN'S CAREER YEAR-BY-YEAR STATISTICS

SEASON	GP	GS	MIN	AVG	FG	FGA	PCT	3-FG	3-FGA	PCT	FT	FTA	PCT	OFF	DEF	TOT	AVG	PF	FO	AST	TO	BLK	STL	PTS	AVG
2017-18	30	2	295	9.8	13	55	.236	6	33	.182	3	11	.273	13	19	32	1.1	36	0	4	28	8	13	35	1.2
2018-19	29	22	687	23.7	40	121	.331	11	55	.200	11	24	.458	19	56	75	2.6	70	0	19	48	25	20	102	3.5
2019-20	22	3	199	9.1	14	43	.326	0	10	.000	4	5	.800	9	13	22	1.0	28	0	7	15	7	7	32	1.5
2020-21	5	2	106	21.2	6	22	.273	1	8	.125	0	0	.000	3	8	11	2.2	15	0	0	9	3	2	13	2.6
2021-22	21	19	452	21.5	28	99	.283	16	54	.296	4	12	.333	21	44	65	3.1	48	1	12	34	22	15	76	3.6
TOTALS	107	48	1739	16.2	101	340	.297	34	160	.213	22	52	.423	65	140	205	1.9	197	1	42	134	65	57	258	2.4

Gray shaded lines denote time spent at LIU



2021-22 CANISIUS WOMEN'S BASKETBALL GAME NOTES



SEASON / CAREER HIGHS

Points	
Field Goals	
Field Goal Att.	
3-PT Field Goals	
3-PT Field Goal Att.	
Free Throws	
Free Throw Att.	
Rebounds	
Assists	
Blocks	
Steals	

MISCELLANEOUS

	FR	SO	TOT
Double-Doubles			
10+ Points			
20+ Points			
5+ Rebounds			
10+ Rebounds			
5+ Assists			
2+ 3-PT Field Goals			
2+ Steals			
2+ Blocks			
Led Team in Points			
Led Team in Rebs.			
Led Team in Assists			
Led Team in Steals			
Led Team in Blocks			

Shaded columns denote seasons at Rhode Island

GIANA HERNANDEZ-BOULDEN

SOPHOMORE • GUARD • 6-1 • HAMILTON, N.J. • TRENTON CATHOLIC ACADEMY / RHODE ISLAND

2021-22 SEASON STATS

PPG	RPG	BPG	FG%	3-FG%	FT%
—	—	—	—	—	—

LAST APPEARANCE — NONE

MIN	PTS	FG	3-FG	REB	AST
—	—	—	—	—	—

BEFORE CANISIUS

• Started 2020-21 season at West Virginia before transferring to Rhode Island ... averaged 11 points and seven rebounds during senior campaign at Trenton Catholic Academy, aiding team to Mercer County Tournament Championship title ... 2020 McDonald's All-American Game nominee ... 59th-ranked guard in class of 2020 by ESPN ... Named *The Trentonian* Player of the Year in 2020 and was two-time All-Area First Team nominee ... aided Trenton Catholic Academy to three consecutive Mercer County Championship game appearances ... represented Puerto Rico in 2017 FIBA Under-16 America's Women's Basketball Championship in Argentina, averaging 6.4 points and 4.6 rebounds in five games

PERSONAL

• Born Sept. 20, 2002 ... majoring in strategic communication

2021-22 SEASON STATS

OPPONENT	GS	MP	FG-A	PCT	3P-PA	PCT	FT-A	PCT	O-D-T	PF	A	TO	BLK	STL	PTS
at Buffalo (11/9)									---	DID NOT PLAY (NOT ON ROSTER)	---				
at Binghamton (11/13)									---	DID NOT PLAY (NOT ON ROSTER)	---				
at St. Bonaventure (11/17)									---	DID NOT PLAY (NOT ON ROSTER)	---				
COLGATE (11/20)									---	DID NOT PLAY (NOT ON ROSTER)	---				
DETROIT MERCY (11/23)									---	DID NOT PLAY (NOT ON ROSTER)	---				
ROBERT MORRIS (11/27)									---	DID NOT PLAY (NOT ON ROSTER)	---				
at Duquesne (12/1)									---	DID NOT PLAY (NOT ON ROSTER)	---				
YOUNGSTOWN ST. (12/8)									---	DID NOT PLAY (NOT ON ROSTER)	---				
at UAlbany (12/15)									---	DID NOT PLAY (NOT ON ROSTER)	---				
SAINT PETER'S (12/19)									---	DID NOT PLAY (NOT ON ROSTER)	---				
MANHATTAN (12/21)									---	DID NOT PLAY (NOT ON ROSTER)	---				
NIAGARA (1/9)									---	DID NOT PLAY (NOT ON ROSTER)	---				
RIDER (1/13)									---	DID NOT PLAY (NOT ON ROSTER)	---				
FAIRFIELD (1/15)									---	DID NOT PLAY (NOT ON ROSTER)	---				
at Saint Peter's (1/20)									---	DID NOT PLAY (NOT ON ROSTER)	---				
at Monmouth (1/22)									---	DID NOT PLAY (NOT ON ROSTER)	---				
at Marist (1/24)									---	DID NOT PLAY (NOT ON ROSTER)	---				
QUINNIPIAC (1/27)									---	DID NOT PLAY (INELIGIBLE DUE TO NCAA TRANSFER REGULATIONS)	---				
SIENA (1/29)									---	DID NOT PLAY (INELIGIBLE DUE TO NCAA TRANSFER REGULATIONS)	---				
at Iona (2/3)									---	DID NOT PLAY (INELIGIBLE DUE TO NCAA TRANSFER REGULATIONS)	---				
at Fairfield (2/5)									---	DID NOT PLAY (INELIGIBLE DUE TO NCAA TRANSFER REGULATIONS)	---				
at Quinnipiac (2/7)									---	DID NOT PLAY (INELIGIBLE DUE TO NCAA TRANSFER REGULATIONS)	---				
MONMOUTH (2/10)															
MARIST (2/12)															
at Manhattan (2/17)															
at Rider (2/19)															
at Siena (2/24)															
at Niagara (2/26)															
IONA (3/5)															

HERNANDEZ-BOULDEN'S CAREER YEAR-BY-YEAR STATISTICS

SEASON	GP	GS	MIN	AVG	FG	FGA	PCT	3-FG	3-FGA	PCT	FT	FTA	PCT	OFF	DEF	TOT	AVG	PF	FO	AST	TO	BLK	STL	PTS	AVG
2020-21																	---	DID NOT PLAY	---						
2021-22	0	0	0	0.0	0	0	.000	0	0	.000	0	0	.000	0	0	0	0.0	0	0	0	0	0	0	0	0.0
TOTALS	0	0	0	0.0	0	0	.000	0	0	.000	0	0	.000	0	0	0	0.0	0	0	0	0	0	0	0	0.0

Gray shaded lines denote time spent at Rhode Island



2021-22 CANISIUS WOMEN'S BASKETBALL GAME NOTES



HANNAH DOLAN

(DOH-LIN)

• GUARD • 5-10 • WILLIAMSVILLE, N.Y. • WILLIAMSVILLE SOUTH / NORTHFIELD MOUNT HERMON

2021-22 SEASON STATS

PPG	RPG	APG	FG%	3-FG%	FT%
—	—	—	—	—	—

LAST APPEARANCE — NONE

MIN	PTS	FG	3-FG	REB	AST
—	—	—	—	—	—

BEFORE CANISIUS

• Attended Northfield Mount Hermon for a post-grad year after playing five seasons at Williamsville South High School ... named an All-Western New York selection following her senior year in 2019-20 after logging 14 points, six assists, 3.8 steals and 3.3 rebounds per game

PERSONAL

• Born March 14, 2002 ... daughter of Michael and Kristen Dolan, both of whom are Canisius alumni ... has two brothers, Graham and Greg, and a sister, Gretchen ... mother played basketball at Canisius from 1987-91 ... brother, Greg, is currently on Cornell's men's basketball team ... currently enrolled in pathfinders

SEASON / CAREER HIGHS

Points	—
Field Goals	—
Field Goal Att.	—
3-PT Field Goals	—
3-PT Field Goal Att.	—
Free Throws	—
Free Throw Att.	—
Rebounds	—
Assists	—
Blocks	—
Steals	—

MISCELLANEOUS

	FR	TOTAL
Double-Doubles	—	—
10+ Points	—	—
20+ Points	—	—
5+ Rebounds	—	—
10+ Rebounds	—	—
5+ Assists	—	—
2+ 3-PT Field Goals	—	—
2+ Steals	—	—
2+ Blocks	—	—
Led Team in Points	—	—
Led Team in Rebs.	—	—
Led Team in Assists	—	—
Led Team in Steals	—	—
Led Team in Blocks	—	—

2021-22 SEASON STATS

OPPONENT	GS	MP	FG-A	PCT	3P-PA	PCT	FT-A	PCT	O-D-T	PF	A	TO	BLK	STL	PTS
at Buffalo (11/9)									---	DID NOT PLAY (INJURED)	---				
at Binghamton (11/13)									---	DID NOT PLAY (INJURED)	---				
at St. Bonaventure (11/17)									---	DID NOT PLAY (INJURED)	---				
COLGATE (11/20)									---	DID NOT PLAY (INJURED)	---				
DETROIT MERCY (11/23)									---	DID NOT PLAY (INJURED)	---				
ROBERT MORRIS (11/27)									---	DID NOT PLAY (INJURED)	---				
at Duquesne (12/1)									---	DID NOT PLAY (INJURED)	---				
YOUNGSTOWN ST. (12/8)									---	DID NOT PLAY (INJURED)	---				
at UAlbany (12/15)									---	DID NOT PLAY (INJURED)	---				
SAINT PETER'S (12/19)									---	DID NOT PLAY (INJURED)	---				
MANHATTAN (12/21)									---	DID NOT PLAY (INJURED)	---				
NIAGARA (1/9)									---	DID NOT PLAY (INJURED)	---				
RIDER (1/13)									---	DID NOT PLAY (INJURED)	---				
FAIRFIELD (1/15)									---	DID NOT PLAY (INJURED)	---				
at Saint Peter's (1/20)									---	DID NOT PLAY (INJURED)	---				
at Monmouth (1/22)									---	DID NOT PLAY (INJURED)	---				
at Marist (1/24)									---	DID NOT PLAY (INJURED)	---				
QUINNIPIAC (1/27)									---	DID NOT PLAY (INJURED)	---				
SIENA (1/29)									---	DID NOT PLAY (INJURED)	---				
at Iona (2/3)									---	DID NOT PLAY (INJURED)	---				
at Fairfield (2/5)									---	DID NOT PLAY (INJURED)	---				
at Quinnipiac (2/7)									---	DID NOT PLAY (INJURED)	---				
MONMOUTH (2/10)															
MARIST (2/12)															
at Manhattan (2/17)															
at Rider (2/19)															
at Siena (2/24)															
at Niagara (2/26)															
IONA (3/5)															

DOLAN'S CAREER YEAR-BY-YEAR STATISTICS

SEASON	GP	GS	MIN	AVG	FG	FGA	PCT	3-FG	3-FGA	PCT	FT	FTA	PCT	OFF	DEF	TOT	AVG	PF	FO	AST	TO	BLK	STL	PTS	AVG
2021-22	0	0	0	0.0	0	0	.000	0	0	.000	0	0	.000	0	0	0	0.0	0	0	0	0	0	0	0	0.0
TOTAL	0	0	0	0.0	0	0	.000	0	0	.000	0	0	.000	0	0	0	0.0	0	0	0	0	0	0	0	0.0



2021-22 CANISIUS WOMEN'S BASKETBALL GAME NOTES



ATHINA LEXA (UH-THEEN-UH LEHK-SUH)

FRESHMAN • GUARD • 5-9 • THESSALONIKI, GREECE • HELLENIC COLLEGE OF THESSALONIKI

2021-22 SEASON STATS

PPG	RPG	APG	FG%	3-FG%	FT%
5.7	1.9	1.0	40.0	28.9	61.1

LAST APPEARANCE — AT FAIRFIELD (2/5/22)

MIN	PTS	FG	3-FG	REB	AST
28:56	8	4-11	0-3	3	1

2021-22 • FRESHMAN SEASON

• Tied season-high 14 points at Iona (Feb. 3) ... has scored 10+ points in 5 of last 7 ... five rebounds and three assists vs. Siena (Jan. 29), matching season highs in both categories ... tied single-game bests in assists (3) and steals (2) at Monmouth (Jan. 22) ... season-high three assists vs. Detroit Mercy (Nov. 23)

BEFORE CANISIUS

• Played four seasons for Hellenic College of Thessaloniki prior to arriving at Canisius ... averaged 20 points per game in her prep career ... competed with Greek Women's U16 and U18 National Teams at the FIBA European Championships ... participated in training camp with Greek Women's National Team for 2020 Summer Olympics in Tokyo

PERSONAL

• Born April 3, 2002 ... daughter of Kostas and Natasha Lexa ... has two brothers, Konstantinos and Filipp ... majoring in health and wellness

SEASON / CAREER HIGHS

Points	14	at Saint Peter's (1/20/22)
Field Goals	6	at Iona (2/3/22)
Field Goal Att.	12 (3x), Last: vs. Quinnipiac (1/27/22)	at Saint Peter's (1/20/22)
3-PT Field Goals	2 (4x), Last: at Iona (2/3/22)	at Saint Peter's (1/20/22)
3-PT Field Goal Att.	6	vs. Quinnipiac (1/27/22)
Free Throws	4	vs. Siena (1/29/22)
Free Throw Att.	6	vs. Siena (1/29/22)
Rebounds	5	at Monmouth (1/22/22)
Assists	3 (3x), Last: vs. Siena (1/29/22)	vs. Siena (1/29/22)
Blocks	1	at St. Bonaventure (11/17/21)
Steals	2 (3x), Last: at Iona (2/3/22)	at Saint Peter's (1/20/22)

MISCELLANEOUS

	FR	TOTAL
Double-Doubles	—	—
10+ Points	5	5
20+ Points	—	—
5+ Rebounds	1	1
10+ Rebounds	—	—
5+ Assists	—	—
2+ 3-PT Field Goals	4	4
2+ Steals	3	3
2+ Blocks	—	—
Led Team in Points	2	2
Led Team in Rebs.	—	—
Led Team in Assists	3	3
Led Team in Steals	4	4
Led Team in Blocks	1	1

2021-22 SEASON STATS

OPPONENT	GS	MP	FG-A	PCT	3P-PA	PCT	FT-A	PCT	O-D-T	PF	A	TO	BLK	STL	PTS
at Buffalo (11/9)									---	DID NOT PLAY (INJURED)	---				
at Binghamton (11/13)									---	DID NOT PLAY (INJURED)	---				
at St. Bonaventure (11/17)		16:04	1-3	.333	0-1	.000	0-0	—	0-2-2	3	0	6	1	1	2
COLGATE (11/20)		10:13	1-1	1.000	1-1	1.000	2-2	1.000	0-2-2	3	0	2	0	0	5
DETROIT MERCY (11/23)		23:01	1-3	.333	0-2	.000	0-0	—	0-0-0	2	3	1	0	1	2
ROBERT MORRIS (11/27)		10:01	2-2	1.000	0-0	—	0-0	—	0-1-1	2	0	3	0	2	4
at Duquesne (12/1)		20:49	0-3	.000	0-2	.000	0-0	—	0-0-0	0	1	3	0	0	0
YOUNGSTOWN ST. (12/8)		7:47	0-1	.000	0-1	.000	0-0	—	0-1-1	1	0	3	0	0	0
at UAlbany (12/15)		6:48	0-0	—	0-0	—	0-0	—	0-0-0	0	0	0	0	0	0
SAINT PETER'S (12/19)		7:59	0-0	—	0-0	—	0-0	—	0-1-1	3	0	0	0	0	0
MANHATTAN (12/21)		19:27	4-8	.500	1-4	.250	0-2	.000	0-1-1	1	0	4	0	0	9
NIAGARA (1/9)		32:16	2-8	.250	1-4	.250	0-0	—	0-3-3	4	0	1	0	0	5
RIDER (1/13)		6:47	0-1	.000	0-1	.000	0-0	—	0-0-0	1	0	2	0	0	0
FAIRFIELD (1/15)		18:31	2-4	.500	1-1	1.000	0-0	—	0-2-2	1	2	2	0	1	5
at Saint Peter's (1/20)		24:43	6-12	.500	2-6	.333	0-0	—	3-1-4	2	1	2	1	1	14
at Monmouth (1/22)	*	27:19	4-12	.333	1-4	.250	1-2	.500	0-5-5	2	3	2	0	2	10
at Marist (1/24)	*	27:35	3-8	.375	0-2	.000	2-4	.500	0-1-1	3	1	0	0	1	8
QUINNIPIAC (1/27)	*	24:58	4-12	.333	2-6	.333	0-0	—	0-2-2	1	1	6	0	0	10
SIENA (1/29)	*	22:52	3-8	.375	2-3	.667	4-6	.667	1-4-5	3	3	3	0	0	12
at Iona (2/3)	*	29:46	5-8	.625	2-4	.500	2-2	1.000	0-4-4	0	3	2	0	2	14
at Fairfield (2/5)	*	28:56	4-11	.364	0-3	.000	0-0	—	2-1-3	1	1	3	0	1	8
at Quinnipiac (2/7)															
MONMOUTH (2/10)															
MARIST (2/12)															
at Manhattan (2/17)															
at Rider (2/19)															
at Siena (2/24)															
at Niagara (2/26)															
IONA (3/5)															

LEXA'S CAREER YEAR-BY-YEAR STATISTICS

SEASON	GP	GS	MIN	AVG	FG	FGA	PCT	3-FG	3-FGA	PCT	FT	FTA	PCT	OFF	DEF	TOT	AVG	PF	FO	AST	TO	BLK	STL	PTS	AVG
2021-22	19	6	366	19.3	42	105	.400	13	45	.289	11	18	.611	6	31	37	1.9	33	0	19	45	2	12	108	5.7
TOTALS	19	6	366	19.3	42	105	.400	13	45	.289	11	18	.611	6	31	37	1.9	33	0	19	45	2	12	108	5.7



2021-22 CANISIUS WOMEN'S BASKETBALL GAME NOTES



XANTHIPPI KARATASIOS

(ZAN-THIPP-EE CARE-UH-TAAS-YOU)

FRESHMAN • GUARD • 5-9 • KATERINI, GREECE • HIGH SCHOOL OF KONTARIOTISSA

2021-22 SEASON STATS

PPG	RPG	APG	FG%	3-FG%	FT%
0.0	0.5	0.0	—	—	—

LAST APPEARANCE — AT BINGHAMTON (11/13/21)

MIN	PTS	FG	3-FG	REB	AST
0:07	0	0-0	0-0	0	0

2021-22 • FRESHMAN SEASON

- Recorded a steal and a rebound in her collegiate debut at Buffalo (Nov. 9)

BEFORE CANISIUS

- Played five seasons of club basketball with Pierikos Arhelaos ... participated in the Panhellenic Tournament on three occasions ... competed with the U16 Greek National Team at the FIBA European Championship ... a three-time participant at Greece's U18 Championship

PERSONAL

- Born June 3, 2003 ... daughter of Asterios Karatasios and Georgia Katsara ... has one brother, Angelos Karatasios, who plays soccer professionally with Diagoras in Greece's Super League 2 ... majoring in sports & exercise health care

2021-22 SEASON STATS

OPPONENT	GS	MP	FG-A	PCT	3P-PA	PCT	FT-A	PCT	O-D-T	PF	A	TO	BLK	STL	PTS
at Buffalo (11/9)		17:54	0-0	---	0-0	---	0-0	---	0-1-1	3	0	2	0	1	0
at Binghamton (11/13)		0:07	0-0	---	0-0	---	0-0	---	0-0-0	1	0	0	0	0	0
at St. Bonaventure (11/17)									---						
COLGATE (11/20)									---						
DETROIT MERCY (11/23)									---						
ROBERT MORRIS (11/27)									---						
at Duquesne (12/1)									---						
YOUNGSTOWN ST. (12/8)									---						
at UAlbany (12/15)									---						
SAINT PETER'S (12/19)									---						
MANHATTAN (12/21)									---						
NIAGARA (1/9)									---						
RIDER (1/13)									---						
FAIRFIELD (1/15)									---						
at Saint Peter's (1/20)									---						
at Monmouth (1/22)									---						
at Marist (1/24)									---						
QUINNIPIAC (1/27)									---						
SIENA (1/29)									---						
at Iona (2/3)									---						
at Fairfield (2/5)									---						
at Quinnipiac (2/7)									---						
MONMOUTH (2/10)									---						
MARIST (2/12)									---						
at Manhattan (2/17)									---						
at Rider (2/19)									---						
at Siena (2/24)									---						
at Niagara (2/26)									---						
IONA (3/5)									---						

SEASON / CAREER HIGHS

Points	—	—
Field Goals	—	—
Field Goal Att.	—	—
3-PT Field Goals	—	—
3-PT Field Goal Att.	—	—
Free Throws	—	—
Free Throw Att.	—	—
Rebounds	1	at Buffalo (11/9/21)
Assists	—	—
Blocks	—	—
Steals	1	at Buffalo (11/9/21)

MISCELLANEOUS

	FR	TOTAL
Double-Doubles	—	—
10+ Points	—	—
20+ Points	—	—
5+ Rebounds	—	—
10+ Rebounds	—	—
5+ Assists	—	—
2+ 3-PT Field Goals	—	—
2+ Steals	—	—
2+ Blocks	—	—
Led Team in Points	—	—
Led Team in Rebs.	—	—
Led Team in Assists	—	—
Led Team in Steals	—	—
Led Team in Blocks	—	—

KARATASIOS'S CAREER YEAR-BY-YEAR STATISTICS

SEASON	GP	GS	MIN	AVG	FG	FGA	PCT	3-FG	3-FGA	PCT	FT	FTA	PCT	OFF	DEF	TOT	AVG	PF	FO	AST	TO	BLK	STL	PTS	AVG
2021-22	2	0	18	9.0	0	0	.000	0	0	.000	0	0	.000	0	1	1	1.0	4	0	0	2	0	1	0	0.0
TOTAL	2	0	18	9.0	0	0	.000	0	0	.000	0	0	.000	0	1	1	1.0	4	0	0	2	0	1	0	0.0



2021-22 CANISIUS WOMEN'S BASKETBALL GAME NOTES

DANI HASKELL (HASS-KULL)

SOPHOMORE • GUARD • 5-6 • FRANKLINVILLE, N.Y. • FRANKLINVILLE

2021-2 SEASON STATS

PPG	RPG	APG	FG%	3-FG%	FT%
13.9	3.9	2.8	36.6	30.8	84.3

LAST APPEARANCE — AT FAIRFIELD (2/5/22)

MIN	PTS	FG	3-FG	REB	AST
36:26	5	1-9	1-8	2	3

2021-22 • SOPHOMORE SEASON

• Career-high six assists with 11 rebounds and six rebounds at Iona (Feb. 3) ... scored 24 points vs. Siena (Jan. 29), while tying single-game high for 3-pointers (5) ... set career highs in points (27) and steals (4) vs. Niagara (Jan. 9) and matched career-high in rebounds (7)

2020-21 • FRESHMAN SEASON

• Started all five games during her rookie season, averaging 34 minutes per contest ... led Canisius in scoring with 56 total points and 11.4 points per game ... opened season with 12-point game against crosstown rival Buffalo (Dec. 6) ... scored season-high 19 points at Marist (Dec. 12) ... nearly perfect at the free-throw line, going 16-for-17 at the charity stripe

BEFORE CANISIUS

• Played six seasons at Franklinville High School, earning six varsity letters ... concluded high school career with 3,227 points — the second-most by a female in New York State (Caryn Schoff — 1989-95 — 3,548 points at St. Johnsville) ... holds record for most points by a Western New York player (male or female) ... made 467 three-pointers during high school career ... named New York State Class D MVP in 2018 and 2019 and earned First Team honors in 2020 ... three-time All-Western New York honoree, highlighted by Player of the Year honors in 2019 ... four-time Big 30 Player of the Year ... averaged 31.0 points and 6.1 rebounds per contest during senior campaign

PERSONAL

• Born Sept. 5, 2002 ... daughter of Jeff and Jill Haskell ... has a brother, Josh, and a sister, Ally ... father played college basketball at RIT, mother played basketball at Houghton ... sister plays softball at St. Bonaventure ... majoring in integrated marketing communications

2021-22 SEASON STATS

OPPONENT	GS	MP	FG-A	PCT	3P-PA	PCT	FT-A	PCT	O-D-T	PF	A	TO	BLK	STL	PTS
at Buffalo (11/9)	*	30:44	5-14	.357	1-8	.125	2-2	100.0	0-7-7	2	2	8	0	3	13
at Binghamton (11/13)	*	38:05	9-19	.474	2-10	.200	5-6	.833	1-4-5	0	4	9	0	2	25
at St. Bonaventure (11/17)	*	31:59	3-12	.250	1-7	.143	0-2	.000	0-3-3	2	2	2	0	0	7
COLGATE (11/20)	*	29:34	4-12	.333	2-5	.400	0-0	—	0-3-3	2	2	6	0	1	10
DETROIT MERCY (11/23)	*	31:12	5-15	.333	5-12	.417	9-10	.900	2-1-3	2	1	2	0	1	24
ROBERT MORRIS (11/27)	*	35:49	6-16	.375	2-8	.250	4-4	1.000	2-5-7	1	3	1	0	1	18
at Duquesne (12/1)	*	29:22	5-16	.313	0-7	.000	2-2	1.000	1-1-2	2	3	1	0	2	12
YOUNGSTOWN ST. (12/8)	*	24:48	4-6	.667	1-3	.333	5-5	1.000	0-5-5	4	3	2	0	2	14
at UAlbany (12/15)	*	31:30	4-13	.308	2-7	.286	1-1	1.000	1-4-5	0	4	2	0	1	11
SAINT PETER'S (12/19)	*	34:47	3-16	.188	2-10	.200	2-2	1.000	1-1-2	2	2	4	0	0	10
MANHATTAN (12/21)	*	32:30	6-17	.353	4-11	.364	1-2	.500	2-2-4	1	4	3	1	2	17
NIAGARA (1/9)	*	37:57	9-17	.529	4-7	.571	5-8	.625	2-5-7	2	4	7	0	4	27
RIDER (1/13)	*	33:44	3-14	.214	2-8	.250	2-2	1.000	0-1-1	1	3	2	0	0	10
FAIRFIELD (1/15)	*	30:36	4-13	.308	2-8	.250	0-0	—	0-3-3	4	0	2	1	0	10
at Saint Peter's (1/20)	*	29:59	1-6	.167	1-3	.333	2-2	1.000	1-2-3	1	1	4	0	3	5
at Monmouth (1/22)	*	24:39	4-7	.571	3-6	.500	2-2	1.000	0-1-1	4	2	2	0	1	13
at Marist (1/24)	*	22:36	4-7	.571	2-3	.667	0-0	—	2-4-6	2	2	3	0	0	10
QUINNIPIAC (1/27)	*	30:11	3-6	.500	2-3	.667	8-10	.800	1-2-3	2	3	2	0	1	16
SIENA (1/29)	*	29:01	6-10	.600	5-8	.625	7-8	.875	0-3-3	0	5	3	0	2	24
at Iona (2/3)	*	32:01	5-12	.417	1-4	.250	0-0	—	2-4-6	5	6	2	0	1	11
at Fairfield (2/5)	*	36:26	1-9	.111	1-8	.125	2-2	1.000	0-2-2	1	3	3	0	1	5
at Quinnipiac (2/7)															
MONMOUTH (2/10)															
MARIST (2/12)															
at Manhattan (2/17)															
at Rider (2/19)															
at Siena (2/24)															
at Niagara (2/26)															
IONA (3/5)															

2021-22 SEASON HIGHS

Points	27	vs. Niagara (1/9/22)
Field Goals	9	at Binghamton (11/13/21)
Field Goal Att.	19	vs. Niagara (1/9/22)
3-PT Field Goals	5	vs. Detroit Mercy (11/23/21)
3-PT Field Goal Att.	12	vs. Siena (1/29/22)
Free Throws	9	vs. Detroit Mercy (11/23/21)
Free Throw Att.	10	vs. Detroit Mercy (11/23/21)
Rebounds	7	vs. Quinnipiac (1/27/22)
Assists	6	(3x), Last: vs. Niagara (1/9/22)
Blocks	1	at Iona (2/3/22)
Steals	4	vs. Manhattan (12/21/21)
		vs. Fairfield (1/15/22)
		vs. Niagara (1/9/22)

CAREER HIGHS

Points	27	vs. Niagara (1/9/22)
Field Goals	9	at Binghamton (11/13/21)
Field Goal Att.	19	vs. Niagara (1/9/22)
3-PT Field Goals	5	vs. Detroit Mercy (11/23/21)
3-PT Field Goal Att.	12	vs. Siena (1/29/22)
Free Throws	9	vs. Detroit Mercy (11/23/21)
Free Throw Att.	10	vs. Detroit Mercy (11/23/21)
Rebounds	7	vs. Quinnipiac (1/27/22)
Assists	6	(3x), Last: vs. Niagara (1/9/22)
Blocks	1	at Iona (2/3/22)
Steals	4	vs. Manhattan (12/21/21)
		vs. Fairfield (1/15/22)
		vs. Niagara (1/9/22)

MISCELLANEOUS

	FR	SO	TOTAL
Double-Doubles	—	—	—
10+ Points	3	18	21
20+ Points	—	4	4
5+ Rebounds	—	8	8
10+ Rebounds	—	—	—
5+ Assists	—	2	2
2+ 3-PT Field Goals	3	14	17
2+ Steals	2	8	10
2+ Blocks	—	—	—
Led Team in Points	3	12	15
Led Team in Rebs.	—	2	2
Led Team in Assists	1	11	12
Led Team in Steals	1	7	8
Led Team in Blocks	—	1	1

HASKELL'S CAREER YEAR-BY-YEAR STATISTICS

SEASON	GP	GS	MIN	AVG	FG	FGA	PCT	3-FG	3-FGA	PCT	FT	FTA	PCT	OFF	DEF	TOT	AVG	PF	FO	AST	TO	BLK	STL	PTS	AVG
2020-21	5	5	168	33.7	16	58	.276	9	36	.250	16	17	.941	3	10	13	2.6	10	0	12	5	0	5	57	11.4
2021-22	21	21	658	31.3	94	257	.366	45	146	.308	59	70	.843	18	63	81	3.9	40	1	59	70	2	28	292	13.9
TOTALS	26	26	826	31.8	110	315	.349	54	182	.297	75	87	.862	21	73	94	3.6	50	1	71	75	2	33	349	13.4



2021-22 CANISIUS WOMEN'S BASKETBALL GAME NOTES

ÈLIA PÁEZ (EH-LEE-UH PIES)

FRESHMAN • GUARD • 5-9 • SABADELL, SPAIN • ESCOLA PIA SABADELL

2021-22 SEASON STATS

PPG	RPG	APG	FG%	3-FG%	FT%
—	—	—	—	—	—

LAST APPEARANCE — NONE

MIN	PTS	FG	3-FG	REB	AST
—	—	—	—	—	—

BEFORE CANISIUS

- Played three years of club basketball with Basket Almeda, earning the 2021 Catalonia Championship

PERSONAL

- Born Sept. 19, 2003 ... daughter of Damia Páez and Eva Freixas ... has two siblings, a brother, Damia, and a sister, Claudia ... majoring in health and wellness



SEASON / CAREER HIGHS

Points	—
Field Goals	—
Field Goal Att.	—
3-PT Field Goals	—
3-PT Field Goal Att.	—
Free Throws	—
Free Throw Att.	—
Rebounds	—
Assists	—
Blocks	—
Steals	—

MISCELLANEOUS

	FR	TOTAL
Double-Doubles	—	—
10+ Points	—	—
20+ Points	—	—
5+ Rebounds	—	—
10+ Rebounds	—	—
5+ Assists	—	—
2+ 3-PT Field Goals	—	—
2+ Steals	—	—
2+ Blocks	—	—
Led Team in Points	—	—
Led Team in Rebs.	—	—
Led Team in Assists	—	—
Led Team in Steals	—	—
Led Team in Blocks	—	—

2021-22 SEASON STATS

OPPONENT	GS	MP	FG-A	PCT	3P-PA	PCT	FT-A	PCT	O-D-T	PF	A	TO	BLK	STL	PTS
at Buffalo (11/9)									---	DID NOT PLAY (INJURED)					
at Binghamton (11/13)									---	DID NOT PLAY (INJURED)					
at St. Bonaventure (11/17)									---	DID NOT PLAY (INJURED)					
COLGATE (11/20)									---	DID NOT PLAY (INJURED)					
DETROIT MERCY (11/23)									---	DID NOT PLAY (INJURED)					
ROBERT MORRIS (11/27)									---	DID NOT PLAY (INJURED)					
at Duquesne (12/1)									---	DID NOT PLAY (INJURED)					
YOUNGSTOWN ST. (12/8)									---	DID NOT PLAY (INJURED)					
at UAlbany (12/15)									---	DID NOT PLAY (INJURED)					
SAINT PETER'S (12/19)									---	DID NOT PLAY (INJURED)					
MANHATTAN (12/21)									---	DID NOT PLAY (INJURED)					
NIAGARA (1/9)									---	DID NOT PLAY (INJURED)					
RIDER (1/13)									---	DID NOT PLAY (INJURED)					
FAIRFIELD (1/15)									---	DID NOT PLAY (INJURED)					
at Saint Peter's (1/20)									---	DID NOT PLAY (INJURED)					
at Monmouth (1/22)									---	DID NOT PLAY (INJURED)					
at Marist (1/24)									---	DID NOT PLAY (INJURED)					
QUINNIPIAC (1/27)									---	DID NOT PLAY (INJURED)					
SIENA (1/29)									---	DID NOT PLAY (INJURED)					
at Iona (2/3)									---	DID NOT PLAY (INJURED)					
at Fairfield (2/5)									---	DID NOT PLAY (INJURED)					
at Quinnipiac (2/7)									---	DID NOT PLAY (INJURED)					
MONMOUTH (2/10)									---	DID NOT PLAY (INJURED)					
MARIST (2/12)									---	DID NOT PLAY (INJURED)					
at Manhattan (2/17)									---	DID NOT PLAY (INJURED)					
at Rider (2/19)									---	DID NOT PLAY (INJURED)					
at Siena (2/24)									---	DID NOT PLAY (INJURED)					
at Niagara (2/26)									---	DID NOT PLAY (INJURED)					
IONA (3/5)									---	DID NOT PLAY (INJURED)					

PAEZ'S CAREER YEAR-BY-YEAR STATISTICS

SEASON	GP	GS	MIN	AVG	FG	FGA	PCT	3-FG	3-FGA	PCT	FT	FTA	PCT	OFF	DEF	TOT	AVG	PF	FO	AST	TO	BLK	STL	PTS	AVG
2021-22	0	0	0	0.0	0	0	.000	0	0	.000	0	0	.000	0	0	0	0.0	0	0	0	0	0	0	0	0.0
TOTAL	0	0	0	0.0	0	0	.000	0	0	.000	0	0	.000	0	0	0	0.0	0	0	0	0	0	0	0	0.0



2021-22 CANISIUS WOMEN'S BASKETBALL GAME NOTES



JANE McCAULEY (MUH-KAHL-LEE)

JUNIOR • GUARD • 5-9 • NEW ROCHELLE, N.Y. • THE URSULINE SCHOOL / VERMONT

2021-22 SEASON STATS

PPG	RPG	APG	FG%	3-FG%	FT%
5.5	0.0	0.5	58.3	58.3	50.0

LAST APPEARANCE — VS. BUCKNELL (11/28/21)

MIN	PTS	FG	3-FG	REB	AST
0:48	0	0-0	0-0	0	0

BEFORE CANISIUS

• Played three seasons at Vermont, logging 28 games played with the Catamounts, making 40 percent of 3-point attempts (22-of-55) ... shot 38.1 percent from the floor (24-for-63) ... four-year letterwinner at The Ursuline School ... averaged nine points, two rebounds and two assists per game in senior year ... two-time Basketball All-League and All-Section I honoree in 2017-18 and 2018-19 ... also won two Basketball League Championships (2016-17 and 2017-18) ... also was a four-year letterwinner on the softball diamond

PERSONAL

• Born Oct. 25, 2001 ... majoring in marketing

2021-22 SEASON STATS (AT VERMONT)

OPPONENT	GS	MP	FG-A	PCT	3P-PA	PCT	FT-A	PCT	O-D-T	PF	A	TO	BLK	STL	PTS
MERRIMACK (11/9)		4:19	0-1	.000	0-1	.000	0-0	---	0-0-0	0	1	0	0	0	0
vs. American (11/13)									---	DID NOT PLAY (COACH'S DECISION)					
at Marist (11/14)		11:24	5-8	.625	5-8	.625	1-2	.500	0-0-0	1	0	1	0	0	16
at Navy (11/20)									---	DID NOT PLAY (COACH'S DECISION)					
BROWN (11/27)		11:50	2-3	.667	2-3	.667	0-0	---	0-0-0	0	1	1	0	1	6
BUCKNELL (11/28)		0:48	0-0	---	0-0	---	0-0	---	0-0-0	0	0	0	0	0	0
LIU (12/3)									---	DID NOT PLAY (COACH'S DECISION)					
LOYOLA CHICAGO (12/5)									---	DID NOT PLAY (COACH'S DECISION)					
DARTMOUTH (12/8)									---	DID NOT PLAY (COACH'S DECISION)					

2021-22 SEASON STATS (AT CANISIUS)

OPPONENT	GS	MP	FG-A	PCT	3P-PA	PCT	FT-A	PCT	O-D-T	PF	A	TO	BLK	STL	PTS
RIDER (1/13)									---	DID NOT PLAY (INELIGIBLE DUE TO NCAA TRANSFER REGULATIONS)					
FAIRFIELD (1/15)									---	DID NOT PLAY (INELIGIBLE DUE TO NCAA TRANSFER REGULATIONS)					
at Saint Peter's (1/20)									---	DID NOT PLAY (INELIGIBLE DUE TO NCAA TRANSFER REGULATIONS)					
at Monmouth (1/22)									---	DID NOT PLAY (INELIGIBLE DUE TO NCAA TRANSFER REGULATIONS)					
at Marist (1/24)									---	DID NOT PLAY (INELIGIBLE DUE TO NCAA TRANSFER REGULATIONS)					
QUINNIPIAC (1/27)									---	DID NOT PLAY (INELIGIBLE DUE TO NCAA TRANSFER REGULATIONS)					
SIENA (1/29)									---	DID NOT PLAY (INELIGIBLE DUE TO NCAA TRANSFER REGULATIONS)					
at Iona (2/3)									---	DID NOT PLAY (INELIGIBLE DUE TO NCAA TRANSFER REGULATIONS)					
at Fairfield (2/5)									---	DID NOT PLAY (INELIGIBLE DUE TO NCAA TRANSFER REGULATIONS)					
at Quinnipiac (2/7)									---	DID NOT PLAY (INELIGIBLE DUE TO NCAA TRANSFER REGULATIONS)					
MONMOUTH (2/10)									---	DID NOT PLAY (INELIGIBLE DUE TO NCAA TRANSFER REGULATIONS)					
MARIST (2/12)									---	DID NOT PLAY (INELIGIBLE DUE TO NCAA TRANSFER REGULATIONS)					
at Manhattan (2/17)									---	DID NOT PLAY (INELIGIBLE DUE TO NCAA TRANSFER REGULATIONS)					
at Rider (2/19)									---	DID NOT PLAY (INELIGIBLE DUE TO NCAA TRANSFER REGULATIONS)					
at Siena (2/24)									---	DID NOT PLAY (INELIGIBLE DUE TO NCAA TRANSFER REGULATIONS)					
at Niagara (2/26)									---	DID NOT PLAY (INELIGIBLE DUE TO NCAA TRANSFER REGULATIONS)					
IONA (3/5)									---	DID NOT PLAY (INELIGIBLE DUE TO NCAA TRANSFER REGULATIONS)					

2021-22 SEASON HIGHS

Points	16	at Marist (11/14/21)
Field Goals	5	at Marist (11/14/21)
Field Goal Att.	8	at Marist (11/14/21)
3-PT Field Goals	5	at Marist (11/14/21)
3-PT Field Goal Att.	8	at Marist (11/14/21)
Free Throws	1	at Marist (11/14/21)
Free Throw Att.	2	at Marist (11/14/21)
Rebounds	—	—
Assists	1	vs. Merrimack (11/9/21) vs. Brown (11/27/21)
Blocks	—	—
Steals	1	vs. Brown (11/27/21)

Note: * - Denotes career highs set at Vermont

CAREER HIGHS

Points	16	at Marist (11/14/21)*
Field Goals	5	at Marist (11/14/21)*
Field Goal Att.	8	at Marist (11/14/21)*
3-PT Field Goals	5	at Marist (11/14/21)*
3-PT Field Goal Att.	8	at Marist (11/14/21)*
Free Throws	1	at Marist (11/14/21)*
Free Throw Att.	2	at Marist (11/14/21)*
Rebounds	2	at Maine (3/4/20)*
Assists	2	vs. Canisius (12/7/19)*
Blocks	—	—
Steals	1	(3x), Last: vs. Brown (11/27/21)*

Note: * - Denotes career highs set at Vermont

MISCELLANEOUS

	FR	SO	JR	TOTAL
Double-Doubles	—	—	—	—
10+ Points	—	—	1	1
20+ Points	—	—	—	—
5+ Rebounds	—	—	—	—
10+ Rebounds	—	—	—	—
5+ Assists	—	—	—	—
2+ 3-PT Field Goals	3	—	2	5
2+ Steals	—	—	—	—
2+ Blocks	—	—	—	—
Led Team in Points	—	—	1	1
Led Team in Rebs.	—	—	—	—
Led Team in Assists	—	—	—	—
Led Team in Steals	1	—	—	1
Led Team in Blocks	—	—	—	—

Shaded columns denote seasons at Vermont

McCAULEY'S CAREER YEAR-BY-YEAR STATISTICS

SEASON	GP	GS	MIN	AVG	FG	FGA	PCT	3-FG	3-FGA	PCT	FT	FTA	PCT	OFF	DEF	TOT	AVG	PF	FO	AST	TO	BLK	STL	PTS	AVG
2019-20	23	0	223	9.7	16	50	.320	14	42	.333	0	0	.000	1	4	5	0.2	14	0	6	6	0	2	46	2.0
2020-21	1	0	4	4.3	1	1	1.000	1	1	1.000	0	0	.000	0	1	1	1.0	0	0	0	1	0	0	3	3.0
2021-22	4	0	28	7.1	7	12	.583	7	12	.583	1	2	.500	0	0	0	0.0	1	0	2	2	0	1	22	5.5
TOTALS	28	0	255	9.1	24	63	.381	22	55	.400	1	2	.500	1	5	6	0.2	15	0	8	9	0	3	71	2.5

Gray shaded lines denote time spent at Vermont



2021-22 CANISIUS WOMEN'S BASKETBALL GAME NOTES

KAYLA JACKSON

SENIOR • FORWARD • 5-11 • ROCHESTER, N.Y. • AQUINAS INSTITUTE / UMBC

2021-22 SEASON STATS

PPG	RPG	SPG	FG%	3-FG%	FT%
5.5	6.4	1.2	48.6	0.0	46.5

LAST APPEARANCE — AT MARIST (1/24/22)

MIN	PTS	FG	FT	REB	AST
14:48	0	0-0	0-2	7	0

2021-22 • SENIOR SEASON

• Has a steal in 8 of last 9 games played ... first double-digit point total of season against Colgate (Nov. 20), along with seven rebounds and a pair of steals ... had career-high 12 rebounds at St. Bonaventure (Nov. 17)

2020-21 • JUNIOR SEASON

• Started all five games during the pandemic-shortened season ... Scored season-high 10 points in Canisius debut against crosstown rival Buffalo (Dec. 6) ... led team with 32 rebounds ... scored first 3-point field goal of her career at Marist (Dec. 11)

BEFORE CANISIUS

• Was a two-year letterwinner at UMBC, playing in just one season ... recorded 98 points and 93 rebounds in 26 games during freshman campaign ... played four years at Aquinas Institute, helping secure a sectional title ... two-time All-Greater Rochester First Team selection

PERSONAL

• Born Jan. 17, 2000 ... daughter of Angela Penson ... majoring in psychology

2021-22 SEASON STATS

OPPONENT	GS	MP	FG-A	PCT	3P-PA	PCT	FT-A	PCT	O-D-T	PF	A	TO	BLK	STL	PTS
at Buffalo (11/9)	*	14:56	3-4	.750	0-1	.000	0-0	—	1-2-3	1	0	2	0	1	6
at Binghamton (11/13)	*	17:00	3-8	.375	0-1	.000	3-9	.333	4-7-11	2	1	1	0	0	9
at St. Bonaventure (11/17)	*	17:49	0-2	.000	0-0	—	1-2	.500	3-9-12	3	1	1	0	0	1
COLGATE (11/20)	*	17:35	4-5	.800	0-0	—	3-5	.600	3-4-7	3	0	3	0	2	11
DETROIT MERCY (11/23)	*	26:03	3-5	.600	0-0	—	0-4	.000	2-8-10	4	2	5	1	0	6
ROBERT MORRIS (11/27)	*	19:54	1-4	.250	0-0	—	4-6	.667	3-8-11	3	0	3	1	0	6
at Duquesne (12/1)	*	26:37	1-4	.250	0-0	—	0-0	—	0-3-3	3	0	1	0	2	2
YOUNGSTOWN ST. (12/8)	*	16:00	0-1	.000	0-0	—	5-8	.625	0-0-0	0	0	1	1	3	5
at UAlbany (12/15)	*	18:30	3-7	.429	0-0	—	0-0	—	5-3-8	3	0	2	0	1	6
SAINT PETER'S (12/19)	*	18:18	2-5	.400	0-0	—	1-1	1.000	3-2-5	1	0	0	1	3	5
MANHATTAN (12/21)	*	15:30	0-0	—	0-0	—	0-0	—	0-4-4	3	0	0	0	1	0
NIAGARA (1/9)									--- DID NOT PLAY (INACTIVE) ---						
RIDER (1/13)	*	18:41	3-6	.500	0-0	—	1-2	.500	4-4-8	3	0	0	1	1	7
FAIRFIELD (1/15)	*	26:31	3-5	.600	0-0	—	2-4	.500	1-3-4	0	2	3	0	2	8
at Saint Peter's (1/20)	*	22:05	4-7	.571	0-0	—	0-0	—	2-3-5	4	1	1	0	1	8
at Monmouth (1/22)	*	19:01	4-7	.571	0-0	—	0-0	—	2-2-4	3	0	2	0	2	8
at Marist (1/24)	*	14:48	0-0	—	0-0	—	0-2	.000	2-5-7	1	0	2	0	0	0
QUINNIPIAC (1/27)									--- DID NOT PLAY (INJURED) ---						
SIENA (1/29)									--- DID NOT PLAY (INJURED) ---						
at Iona (2/3)									--- DID NOT PLAY (INJURED) ---						
at Fairfield (2/5)									--- DID NOT PLAY (INJURED) ---						
at Quinnipiac (2/7)															
MONMOUTH (2/10)															
MARIST (2/12)															
at Manhattan (2/17)															
at Rider (2/19)															
at Siena (2/24)															
at Niagara (2/26)															
IONA (3/5)															

2021-22 SEASON HIGHS

Points	11	vs. Colgate (11/20/21)
Field Goals	4 (3x)	Last: at Monmouth (1/22/22)
Field Goal Att.	8	at Binghamton (11/13/21)
3-PT Field Goals	—	—
3-PT Field Goal Att.	1	at Buffalo (11/9/21)
		at Binghamton (11/13/21)
Free Throws	5	vs. Youngstown State (12/8/21)
Free Throw Att.	9	at Binghamton (11/13/21)
Rebounds	12	at St. Bonaventure (11/17/21)
		vs. Detroit Mercy (11/23/21)
Assists	2	vs. Fairfield (1/15/22)
Blocks	1	(4x), Last: vs. Rider (1/13/22)
Steals	3	vs. Youngstown State (12/8/21)
		vs. Saint Peter's (12/19/21)

CAREER HIGHS

Points	16	at Morgan State (12/20/18)*
Field Goals	8	at Morgan State (12/20/18)*
Field Goal Att.	10	at Morgan State (12/20/18)*
3-PT Field Goals	1	at Marist (12/11/20)
3-PT Field Goal Att.	1 (5x)	Last: at Binghamton (11/13/21)
Free Throws	5	vs. Youngstown State (12/8/21)
Free Throw Att.	9	at Binghamton (11/13/21)
Rebounds	12	at St. Bonaventure (11/17/21)
Assists	4	vs. Hartford (1/9/19)*
Blocks	2	at Marist (12/11/20)
Steals	3 (3x)	Last: vs. Saint Peter's (12/19/21)

Note: * - Denotes career highs set at UMBC

MISCELLANEOUS

	FR	SO	JR	SR	TOTAL
Double-Doubles	—	—	—	—	—
10+ Points	2	—	1	1	4
20+ Points	—	—	—	—	—
5+ Rebounds	9	—	4	11	24
10+ Rebounds	1	—	1	4	6
5+ Assists	—	—	—	—	—
2+ 3-PT Field Goals	—	—	—	—	—
2+ Steals	3	—	2	6	11
2+ Blocks	—	—	1	—	1
Led Team in Points	—	—	—	—	—
Led Team in Rebs.	5	—	4	8	17
Led Team in Assists	2	—	—	1	3
Led Team in Steals	4	—	2	6	12
Led Team in Blocks	3	—	3	2	8

Shaded columns denote seasons at UMBC

JACKSON'S CAREER YEAR-BY-YEAR STATISTICS

SEASON	GP	GS	MIN	AVG	FG	FGA	PCT	3-FG	3-FGA	PCT	FT	FTA	PCT	OFF	DEF	TOT	AVG	PF	FO	AST	TO	BLK	STL	PTS	AVG
2018-19	26	4	309	11.9	43	77	.558	0	0	.000	12	29	.414	42	51	93	3.6	27	0	14	34	4	11	98	3.8
2019-20																	---								
2020-21	5	5	137	27.4	10	21	.476	1	3	.333	6	15	.400	9	23	32	6.4	14	1	8	8	4	4	27	5.4
2021-22	16	16	309	19.3	34	70	.486	0	2	.000	20	43	.465	35	67	102	6.4	37	0	7	27	5	19	88	5.5
TOTALS	47	25	755	16.1	87	168	.518	1	5	.200	38	87	.437	86	141	227	4.8	78	1	29	69	13	34	213	4.5

Gray shaded lines denote time spent at UMBC



2021-22 CANISIUS WOMEN'S BASKETBALL GAME NOTES

ERIKA JOSEPH

SENIOR • GUARD • 5-8 • TORONTO, ONTARIO • J. ADDISON

2021-22 SEASON STATS

PPG	RPG	APG	FG%	3-FG%	FT%
8.9	2.9	1.4	32.8	35.1	56.7

LAST APPEARANCE — AT FAIRFIELD (2/5/22)

MIN	PTS	FG	3-FG	REB	AST
40:13	5	2-7	1-3	1	1

2021-22 • SENIOR SEASON

• Scored season-high 16 points vs. Youngstown State (Dec. 8) ... hauled in career-high seven rebounds at Binghamton (Nov. 13)

2020-21 • JUNIOR SEASON

• Started all five games during the pandemic-shortened season ... finished season with 41 points, averaging 8.2 points per game

2019-20 • SOPHOMORE SEASON

• Started 21 of 26 games played ... averaged 2.2 points and 2.1 rebounds

2018-19 • FRESHMAN SEASON

• Appeared in 25 games, making 15 starts

BEFORE CANISIUS

• Averaged 14 points and 5.0 assists per game during senior season at J. Addison ... named 2016 Defensive Player of the Year and SIAA All-State Second Team ... named class valedictorian and member of the honor roll at J. Addison

PERSONAL

• Born May 16, 1999 ... has five siblings, two of which play professionally ... brother, Cory, is a 10-year NBA veteran with stops in San Antonio, Toronto, Indiana, Sacramento and Detroit, winning an NBA title in 2014 with San Antonio

2021-22 SEASON STATS

OPPONENT	GS	MP	FG-A	PCT	3P-PA	PCT	FT-A	PCT	O-D-T	PF	A	TO	BLK	STL	PTS
at Buffalo (11/9)	*	36:52	5-16	.313	3-7	.429	0-1	.000	2-1-3	1	0	2	0	0	13
at Binghamton (11/13)	*	35:30	3-8	.375	2-3	.667	0-0	—	2-5-7	2	0	0	0	0	8
at St. Bonaventure (11/17)	*	35:08	6-14	.429	2-7	.286	0-2	.000	2-3-5	4	2	0	0	1	14
COLGATE (11/20)	*	36:57	3-9	.333	1-5	.200	1-2	.500	3-2-5	2	2	4	0	1	8
DETROIT MERCY (11/23)	*	36:24	4-6	.667	2-2	1.000	2-4	.500	2-0-2	2	1	4	0	2	12
ROBERT MORRIS (11/27)	*	35:41	1-9	.111	0-4	.000	4-6	.667	0-2-2	1	0	0	0	1	6
at Duquesne (12/1)	*	37:08	4-10	.400	3-7	.429	1-2	.500	2-5-7	2	1	0	0	1	12
YOUNGSTOWN ST. (12/8)	*	36:32	6-8	.750	4-5	.800	0-0	—	0-3-3	1	1	2	0	0	16
at UAlbany (12/15)	*	35:15	4-11	.364	2-6	.333	0-0	—	1-0-1	1	3	1	0	1	10
SAINT PETER'S (12/19)	*	35:02	3-15	.200	2-8	.250	1-2	.500	1-2-3	3	1	2	2	1	9
MANHATTAN (12/21)	*	21:20	3-11	.273	2-2	1.000	1-1	1.000	1-1-2	5	0	2	0	0	9
NIAGARA (1/9)	--- DID NOT PLAY (INACTIVE) ---														
RIDER (1/13)	*	31:14	5-11	.455	3-7	.429	2-2	1.000	0-3-3	3	1	2	0	0	15
FAIRFIELD (1/15)	*	29:10	3-10	.300	0-5	.000	0-0	—	2-0-2	2	1	1	0	0	6
at Saint Peter's (1/20)	*	31:09	2-7	.286	1-2	.500	3-4	.750	0-2-2	3	1	0	0	1	8
at Monmouth (1/22)	*	32:52	1-7	.143	1-4	.250	1-2	.500	1-1-2	2	0	2	0	2	4
at Marist (1/24)	*	33:19	1-7	.143	0-5	.000	0-0	—	0-2-2	3	3	3	0	1	2
QUINNIPIAC (1/27)	*	35:28	2-6	.333	1-1	1.000	1-2	.500	0-4-4	3	2	3	0	0	6
SIENA (1/29)	*	35:09	3-9	.333	2-6	.333	0-0	—	0-0-0	1	4	4	0	0	8
at Iona (2/3)	*	33:53	2-11	.182	2-8	.250	0-0	—	0-1-1	1	3	2	0	0	6
at Fairfield (2/5)	*	40:13	2-7	.286	1-3	.333	0-0	—	0-1-1	3	1	1	1	0	5
at Quinnipiac (2/7)															
MONMOUTH (2/10)															
MARIST (2/12)															
at Manhattan (2/17)															
at Rider (2/19)															
at Siena (2/24)															
at Niagara (2/26)															
IONA (3/5)															



CAREER HONORS

2020-21 MAAC All-Academic Team

2021-22 SEASON HIGHS

Points	16	vs. Youngstown State (12/8/21)
Field Goals	6	at St. Bonaventure (11/17/21)
Field Goal Att.	16	at Buffalo (11/9/21)
3-PT Field Goals	4	vs. Youngstown State (12/8/21)
3-PT Field Goal Att.	8	vs. Saint Peter's (12/19/21)
Free Throws	4	vs. Robert Morris (11/27/21)
Free Throw Att.	6	vs. Robert Morris (11/27/21)
Rebounds	7	at Binghamton (11/13/21)
Assists	4	at Duquesne (12/1/21)
Blocks	2	vs. Siena (1/29/22)
Steals	2	vs. Saint Peter's (12/19/21)
	2 (3x), Last: at Monmouth (1/22/22)	

CAREER HIGHS

Points	16	vs. Youngstown State (12/8/21)
Field Goals	6	at St. Bonaventure (11/17/21)
Field Goal Att.	16	at Buffalo (11/9/21)
3-PT Field Goals	4	vs. Youngstown State (12/8/21)
3-PT Field Goal Att.	8	at Saint Peter's (12/19/20)
Free Throws	4	vs. Robert Morris (11/27/21)
Free Throw Att.	6	vs. Robert Morris (11/27/21)
Rebounds	7 (3x), Last: at Duquesne (12/1/21)	
Assists	4	vs. Siena (1/29/22)
Blocks	3	vs. Buffalo (12/4/18)
Steals	3	at Saint Peter's (1/12/19)

MISCELLANEOUS

	FR	SO	JR	SR	TOTAL
Double-Doubles	—	—	—	—	—
10+ Points	—	—	1	7	8
20+ Points	—	—	—	—	—
5+ Rebounds	—	4	1	4	9
10+ Rebounds	—	—	—	—	—
5+ Assists	—	—	—	—	—
2+ 3-PT Field Goals	1	1	2	12	16
2+ Steals	1	—	1	2	4
2+ Blocks	1	—	—	1	2
Led Team in Points	—	—	—	3	3
Led Team in Rebs.	—	1	1	1	3
Led Team in Assists	1	4	1	1	7
Led Team in Steals	1	1	1	2	5
Led Team in Blocks	1	1	2	2	6

JOSEPH'S CAREER YEAR-BY-YEAR STATISTICS

SEASON	GP	GS	MIN	AVG	FG	FGA	PCT	3-FG	3-FGA	PCT	FT	FTA	PCT	OFF	DEF	TOT	AVG	PF	FO	AST	TO	BLK	STL	PTS	AVG
2018-19	25	15	306	12.3	15	48	.313	6	21	.286	3	4	.750	6	12	18	0.7	22	0	13	18	5	6	39	1.6
2019-20	26	21	513	19.7	20	83	.241	7	32	.219	9	12	.750	25	30	55	2.1	37	0	29	25	1	7	56	2.2
2020-21	5	5	145	28.9	14	40	.350	7	17	.412	6	7	.857	2	9	11	2.2	11	0	8	10	1	5	41	8.2
2021-22	20	20	684	34.2	63	192	.328	34	97	.351	17	30	.567	19	38	57	2.9	45	1	27	35	3	12	177	8.9
TOTALS	76	61	1648	21.7	112	363	.309	54	167	.323	35	53	.660	52	89	141	1.9	115	1	77	88	10	30	313	4.1



2021-22 CANISIUS WOMEN'S BASKETBALL GAME NOTES

CHEYENNE STUBBS (SHY-ANN)

FRESHMAN • GUARD • 5-5 • BRADENTON, FLA. • BRADEN RIVER

2021-22 SEASON STATS

PPG	RPG	SPG	FG%	3-FG%	FT%
4.6	1.8	1.2	36.8	45.5	92.9

LAST APPEARANCE — AT FAIRFIELD (2/5/22)

MIN	PTS	FG	3-FG	REB	AST
17:01	3	1-3	1-1	4	1

2021-22 • FRESHMAN SEASON

• Logged season-high seven rebounds and eight steals against Quinnipiac (Jan. 27) ... named MAAC Rookie of the Week on Jan. 9 after posting career highs in points (14) and assists (7) against Niagara (Jan. 9) ... MAAC Co-Rookie of the Week (Dec. 27) after scoring eight points vs. Manhattan (Dec. 21)

BEFORE CANISIUS

• Played four seasons with Braden River, averaging 22.4 points, four rebounds, four assists and four steals per contest ... logged 20.4 points, 3.2 steals, three assists and 2.7 rebounds per game in her senior year ... earned All-Area and MVP honors, while also being tabbed captain

PERSONAL

• Born Feb. 6, 2003 in Charlotte, N.C. ... daughter of Darren and Kimberly Stubbs ... has five siblings — three brothers, Michael, Darren Jr., Dawaan, and two sisters, Michon and Kiara ... majoring in sports and exercise health care

2021-22 SEASON STATS

OPPONENT	GS	MP	FG-A	PCT	3P-PA	PCT	FT-A	PCT	O-D-T	PF	A	TO	BLK	STL	PTS
at Buffalo (11/9)		12:34	0-2	.000	0-0	—	2-2	1.000	1-0-1	0	1	2	0	1	2
at Binghamton (11/13)		18:08	0-1	.000	0-1	.000	0-0	—	1-0-1	1	1	0	0	1	0
at St. Bonaventure (11/17)		5:14	1-1	1.000	0-0	—	0-0	—	1-0-1	0	0	1	0	0	2
COLGATE (11/20)		11:06	1-4	.250	1-2	.500	0-0	—	0-2-2	0	0	1	0	1	3
DETROIT MERCY (11/23)		20:41	4-6	.667	3-4	.750	2-2	1.000	0-4-4	0	1	2	0	0	13
ROBERT MORRIS (11/27)		10:06	0-2	.000	0-1	.000	0-0	—	1-0-1	0	0	1	0	0	0
at Duquesne (12/1)		8:34	2-3	.667	2-3	.667	0-0	—	0-0-0	1	0	1	0	0	6
YOUNGSTOWN ST. (12/8)		17:12	1-4	.250	1-3	.333	2-2	1.000	1-1-2	0	0	1	0	0	5
at UAlbany (12/15)		17:45	2-3	.667	1-2	.500	2-2	1.000	0-0-0	0	1	1	0	2	7
SAINT PETER'S (12/19)		9:53	0-2	.000	0-2	.000	0-0	—	0-0-0	0	1	0	0	2	0
MANHATTAN (12/21)		22:05	3-6	.500	2-4	.500	0-0	—	1-1-2	1	1	0	0	2	8
NIAGARA (1/9)	*	35:37	5-10	.500	4-6	.667	0-0	—	1-0-1	2	7	2	0	0	14
RIDER (1/13)		20:09	1-5	.200	0-1	.000	0-0	—	0-0-0	0	0	1	1	2	2
FAIRFIELD (1/15)		19:45	0-2	.000	0-1	.000	0-0	—	0-2-2	2	0	3	0	0	0
at Saint Peter's (1/20)		24:44	1-3	.333	0-1	.000	4-4	1.000	1-0-1	1	0	3	0	0	6
at Monmouth (1/22)		24:59	2-7	.286	1-2	.500	0-0	—	0-2-2	2	0	3	1	1	5
at Marist (1/24)		14:28	1-5	.200	1-2	.500	0-0	—	0-2-2	4	0	1	0	0	3
QUINNIPAC (1/27)		29:22	4-8	.500	1-2	.500	0-0	—	1-6-7	2	3	1	0	8	9
SIENA (1/29)		26:47	2-6	.333	2-5	.400	1-2	.500	0-1-1	2	0	1	0	4	7
at Iona (2/3)		16:54	1-4	.250	0-1	.000	0-0	—	1-2-3	2	1	3	0	1	2
at Fairfield (2/5)		17:01	1-3	.333	1-1	1.000	0-0	—	1-3-4	2	1	4	0	0	3
at Quinnipiac (2/7)															
MONMOUTH (2/10)															
MARIST (2/12)															
at Manhattan (2/17)															
at Rider (2/19)															
at Siena (2/24)															
at Niagara (2/26)															
IONA (3/5)															

CAREER HONORS

MAAC Co-Rookie of the Week (Dec. 27)

MAAC Rookie of the Week (Jan. 9)

SEASON / CAREER HIGHS

Points	14	vs. Niagara (1/9/22)
Field Goals	5	vs. Niagara (1/9/22)
Field Goal Att.	10	vs. Niagara (1/9/22)
3-PT Field Goals	4	vs. Niagara (1/9/22)
3-PT Field Goal Att.	6	vs. Niagara (1/9/22)
Free Throws	4	at Saint Peter's (1/20/22)
Free Throw Att.	4	at Saint Peter's (1/20/22)
Rebounds	7	vs. Quinnipiac (1/27/22)
Assists	7	vs. Niagara (1/9/22)
Blocks	1	at Monmouth (1/22/22)
Steals	8	vs. Quinnipiac (1/27/22)

MISCELLANEOUS

	FR	TOTAL
Double-Doubles	—	—
10+ Points	2	2
20+ Points	—	—
5+ Rebounds	1	1
10+ Rebounds	—	—
5+ Assists	1	1
2+ 3-PT Field Goals	5	5
2+ Steals	6	6
2+ Blocks	—	—
Led Team in Points	—	—
Led Team in Rebs.	1	1
Led Team in Assists	2	2
Led Team in Steals	5	5
Led Team in Blocks	1	1

STUBBS'S CAREER YEAR-BY-YEAR STATISTICS

SEASON	GP	GS	MIN	AVG	FG	FGA	PCT	3-FG	3-FGA	PCT	FT	FTA	PCT	OFF	DEF	TOT	AVG	PF	FO	AST	TO	BLK	STL	PTS	AVG
2021-22	21	1	383	18.2	32	87	.368	20	44	.455	13	14	.929	11	26	37	1.8	22	0	18	32	2	25	97	4.6
TOTALS	21	1	383	18.2	32	87	.368	20	44	.455	13	14	.929	11	26	37	1.8	22	0	18	32	2	25	97	4.6



2021-22 CANISIUS WOMEN'S BASKETBALL GAME NOTES

RHAY PORTER (RAY)

FRESHMAN • FORWARD • 6-1 • SCOTIA, N.Y. • WILBRAHAM AND MONSON ACADEMY (MASS.)

2021-22 SEASON STATS

PPG	RPG	BPG	FG%	3-FG%	FT%
2.7	5.6	1.5	51.1	—	25.9

LAST APPEARANCE — AT FAIRFIELD (2/5/22)

MIN	PTS	FG	FT	AST	BLK
26:54	6	3-4	0-0	9	0

2021-22 • FRESHMAN SEASON

• Set Canisius' freshman Division I blocks record with first-quarter block vs. Siena (Jan. 29) ... logged five blocks vs. Quinnipiac (Jan. 27), to tie freshman Div. I blocks record ... hauled in season-high 15 rebounds in 18:05 against Rider (Jan. 13), becoming second Div. I player with 15+ rebounds in under 20 minutes (**LOLA PENDANDE** for Miami (Fla.) - 15 reb. in 19:10 vs. Robert Morris on Dec. 12) ... season-highs seven points and six blocks vs. Niagara (Jan. 9) ... secured 5+ rebounds in 14 of last 18 games ... first double-digit rebound game against Colgate (Nov. 20) ... has a block in 15 of 21 career appearances and in 11 of last 15

BEFORE CANISIUS

• Lettered in basketball for three seasons at Wilbraham and Monson Academy in Massachusetts ... was named team MVP and was a KITS and Dexter South All-Tournament Team selection ... also was selected to the NEPSAC Class C All-Star Game ... averaged 13 points, 13 rebounds, four blocks and two steals per contest over career ... 13.9 points, 12.5 rebounds, 3.5 blocks and two steals per game during senior year ... also was a three-year letterwinner on the volleyball court

PERSONAL

• Born Aug. 16, 2002 in St. Louis, Missouri ... daughter of Robert and Chaina Porter ... has four siblings — a brother, Dontrevius, and three sisters, Jazlyn, Kennedy and Imani ... majoring in digital media arts

2021-22 SEASON STATS

OPPONENT	GS	MP	FG-A	PCT	3P-PA	PCT	FT-A	PCT	O-D-T	PF	A	TO	BLK	STL	PTS
at Buffalo (11/9)		12:23	0-1	.000	0-0	—	1-2	.500	0-1-1	4	1	0	0	0	1
at Binghamton (11/13)		15:14	2-3	.667	0-0	—	0-2	.000	2-2-4	3	0	1	1	1	4
at St. Bonaventure (11/17)		19:43	2-2	1.000	0-0	—	0-0	—	0-3-3	2	0	1	2	0	4
COLGATE (11/20)		20:25	0-1	.000	0-0	—	0-0	—	5-5-10	0	0	0	2	1	0
DETROIT MERCY (11/23)		13:57	0-1	.000	0-0	—	0-0	—	1-4-5	3	0	3	1	1	0
ROBERT MORRIS (11/27)		16:40	0-1	.000	0-0	—	0-0	—	1-4-5	3	0	0	0	2	0
at Duquesne (12/1)									--- DID NOT PLAY (INJURED) ---						
YOUNGSTOWN ST. (12/8)		15:59	1-4	.250	0-0	—	2-4	.500	1-6-7	3	0	2	3	1	4
at UAlbany (12/15)		17:13	1-1	1.000	0-0	—	0-0	—	3-3-6	3	1	3	1	0	2
SAINT PETER'S (12/19)		19:37	2-2	1.000	0-0	—	0-1	.000	0-4-4	3	0	0	1	0	4
MANHATTAN (12/21)		20:12	0-1	.000	0-0	—	0-0	—	3-3-6	2	1	1	1	2	0
NIAGARA (1/9)		22:45	3-3	1.000	0-0	—	1-6	.167	4-6-10	5	1	3	6	1	7
RIDER (1/13)		18:05	2-5	.400	0-0	—	2-4	.500	7-8-15	1	1	1	2	1	6
FAIRFIELD (1/15)		13:29	0-2	.000	0-0	—	0-2	.000	0-2-2	0	1	0	0	0	0
at Saint Peter's (1/20)		6:24	0-0	—	0-0	—	0-0	—	0-1-1	2	0	0	1	0	0
at Monmouth (1/22)		21:53	2-3	.667	0-0	—	1-4	.250	2-4-6	3	1	1	0	1	5
at Marist (1/24)		15:16	0-2	.000	0-0	—	0-0	—	1-4-5	3	1	3	2	0	0
QUINNIPAC (1/27)		19:09	3-5	.600	0-0	—	0-0	—	1-2-3	3	0	4	5	0	6
SIENA (1/29)		19:53	2-2	1.000	0-0	—	0-2	.000	2-4-6	4	1	4	1	1	4
at Iona (2/3)		14:37	0-2	.000	0-0	—	0-0	—	0-3-3	3	1	3	0	2	0
at Fairfield (2/5)		26:54	3-4	.750	0-0	—	0-0	—	2-7-9	3	0	5	0	0	6
at Quinnipiac (2/7)															
MONMOUTH (2/10)															
MARIST (2/12)															
at Manhattan (2/17)															
at Rider (2/19)															
at Siena (2/24)															
at Niagara (2/26)															
IONA (3/5)															

SEASON / CAREER HIGHS

Points	7	vs. Niagara (1/9/22)
Field Goals	3 (3x), Last: at Fairfield (2/5/22)	
Field Goal Att.	5	vs. Rider (1/13/22)
3-PT Field Goals	—	vs. Quinnipiac (1/13/22)
3-PT Field Goal Att.	—	
Free Throws	2	vs. Youngstown State (12/8/21)
Free Throw Att.	6	vs. Rider (1/13/22)
Rebounds	15	vs. Rider (1/13/22)
Assists	1 (8x), Last: at Iona (2/3/22)	
Blocks	6	vs. Niagara (1/9/22)
Steals	2 (3x), Last: at Iona (2/3/22)	

MISCELLANEOUS

	FR	TOTAL
Double-Doubles	—	—
10+ Points	—	—
20+ Points	—	—
5+ Rebounds	11	11
10+ Rebounds	3	3
5+ Assists	—	—
2+ 3-PT Field Goals	—	—
2+ Steals	3	3
2+ Blocks	7	7
Led Team in Points	—	—
Led Team in Rebs.	8	8
Led Team in Assists	—	—
Led Team in Steals	3	3
Led Team in Blocks	11	11

PORTER'S CAREER YEAR-BY-YEAR STATISTICS

SEASON	GP	GS	MIN	AVG	FG	FGA	PCT	3-FG	3-FGA	PCT	FT	FTA	PCT	OFF	DEF	TOT	AVG	PF	FO	AST	TO	BLK	STL	PTS	AVG
2021-22	20	0	350	17.5	23	45	.511	0	0	.000	7	27	.259	35	76	111	5.6	53	1	10	35	29	14	53	2.7
TOTALS	20	0	350	17.5	23	45	.511	0	0	.000	7	27	.259	35	76	111	5.6	53	1	10	35	29	14	53	2.7



2021-22 CANISIUS WOMEN'S BASKETBALL GAME NOTES

2021-22 GAME-BY-GAME COMPARISONS

Opponent	1st	2nd	1st H	3rd	4th	2nd H	OT	Score	Mar	FG	FG%	3-FG	3-FG%	FT	FT%	Reb	Mar	Ast	TOs	Block	Steals	Fouls
Canisius	13	4	17	19	6	25	—	42	(60)	16-61	.262	5-24	.208	5-9	.556	32	(22)	8	27	0	6	20
at BUFFALO	25	26	51	24	27	51	—	102		36-74	.486	4-17	.235	26-29	.897	54		18	12	5	19	13
Canisius	8	18	26	18	12	30	—	56	(17)	21-60	.350	5-20	.250	9-19	.474	44	+6	8	23	1	8	16
at BINGHAMTON	12	12	24	18	31	49	—	73		28-62	.452	7-23	.304	10-13	.769	38		16	15	4	11	20
Canisius	18	9	27	19	13	32	—	59	(8)	23-59	.390	7-27	.259	6-12	.500	40	+8	8	17	4	4	17
at ST. BONAVENTURE	14	15	29	15	23	38	—	67		24-56	.429	6-20	.300	13-20	.650	32		7	11	5	5	12
at CANISIUS	17	17	34	8	19	27	—	61	+3	22-60	.367	7-25	.280	10-14	.714	43	+2	11	20	2	9	14
Colgate	13	8	21	12	25	37	—	58		23-67	.343	8-17	.471	4-6	.667	41		9	19	4	4	20
at CANISIUS	14	16	30	14	20	34	—	64	+9	19-48	.396	11-26	.423	15-24	.625	35	(8)	12	24	2	5	14
Detroit Mercy	13	12	25	19	11	30	—	55		21-65	.323	3-14	.214	10-17	.588	43		10	19	3	8	25
at Canisius	8	10	18	14	11	25	—	43	(14)	13-48	.271	3-20	.150	14-22	.636	32	(2)	6	11	2	7	13
ROBERT MORRIS	13	17	30	13	14	27	—	57		21-49	.429	8-17	.471	7-12	.583	34		11	13	1	2	21
Canisius	12	11	23	18	19	37	—	60	(9)	23-60	.383	11-33	.333	3-4	.750	27	(10)	13	13	3	6	14
at DUQUESNE	21	18	39	18	12	30	—	69		27-53	.509	5-18	.278	10-13	.769	37		20	14	5	7	13
at Canisius	8	17	25	18	23	41	—	66	(3)	20-43	.465	7-17	.412	19-29	.655	29	(5)	6	19	6	6	19
YOUNGSTOWN ST.	14	19	33	17	19	36	—	69		26-60	.433	7-23	.304	10-13	.769	34		10	17	1	5	24
Canisius	8	14	22	18	6	24	—	46	(19)	18-54	.333	7-28	.250	3-3	1.000	28	(8)	13	19	3	7	13
at UALBANY	10	19	29	22	14	36	—	65		28-62	.452	2-12	.167	7-11	.636	36		18	12	6	6	8
at Canisius	18	13	31	10	14	24	—	55	(10)	19-63	.302	8-29	.276	9-12	.750	30	(18)	9	16	6	8	14
SAINT PETER'S	13	21	34	20	11	31	—	65		27-59	.458	3-13	.231	8-11	.727	48		16	21	2	6	17
at Canisius	15	15	30	18	15	33	—	63	(22)	22-58	.379	11-30	.367	8-14	.571	31	(11)	10	18	5	10	17
MANHATTAN	15	22	37	31	17	48	—	85		32-64	.500	8-15	.533	13-19	.684	42		17	14	1	12	15
at Canisius	16	18	34	23	16	39	13	86	(1)	31-66	.470	11-25	.440	13-24	.542	36	(15)	17	23	7	6	23
NIAGARA	26	7	33	19	21	40	14	87		32-76	.421	4-15	.267	19-29	.655	51		14	23	2	8	26
at Canisius	9	14	23	14	14	28	—	51	(8)	19-61	.311	5-24	.208	8-12	.667	43	+2	7	14	7	6	16
RIDER	12	11	23	22	14	36	—	59		21-57	.368	6-19	.316	11-20	.550	41		13	12	4	4	11
at Canisius	5	8	13	12	12	24	—	37	(36)	15-51	.294	5-19	.263	2-6	.333	27	(8)	10	18	2	3	11
FAIRFIELD	17	19	36	18	19	37	—	73		30-55	.545	2-11	.182	11-13	.846	35		18	10	2	10	9
Canisius	16	15	31	10	14	24	—	55	(19)	18-48	.375	8-21	.381	11-12	.917	22	(15)	9	17	2	8	17
at SAINT PETER'S	15	21	36	24	14	38	—	74		30-56	.536	4-11	.364	10-15	.667	37		16	13	2	9	17
Canisius	11	15	26	8	14	22	—	48	(12)	18-53	.340	6-19	.316	6-11	.545	28	(6)	6	18	1	9	17
at MONMOUTH	12	13	25	21	14	35	—	60		21-47	.447	6-18	.333	12-15	.800	34		12	20	3	10	13
Canisius	5	19	24	14	6	20	—	44	(13)	16-50	.320	9-28	.321	3-7	.429	33	(8)	9	16	3	4	20
at MARIST	16	11	27	16	14	30	—	57		22-55	.400	5-16	.313	8-18	.444	41		15	10	2	8	11
at Canisius	15	9	24	15	14	29	—	53	(9)	18-49	.367	8-17	.471	9-12	.750	30	(10)	10	23	9	10	16
QUINNIPIAC	16	16	32	14	16	30	—	62		26-65	.400	5-17	.294	5-12	.417	40		16	17	5	6	13
at CANISIUS	17	26	43	23	15	38	—	81	+3	25-50	.500	15-27	.556	16-25	.640	28	+1	20	21	1	10	17
Siena	13	18	31	28	19	47	—	78		29-49	.592	3-8	.375	17-23	.739	27		12	16	5	9	21
Canisius	10	20	30	9	16	25	—	55	(11)	21-53	.396	10-25	.400	3-3	1.000	27	(6)	15	20	1	9	15
at IONA	15	18	33	18	15	33	—	66		29-53	.547	2-11	.182	6-13	.462	33		19	16	3	11	8
Canisius	16	6	22	11	19	30	2	54	(9)	22-51	.431	7-24	.292	3-5	.600	34	+2	6	22	2	3	16
at FAIRFIELD	9	11	20	18	14	32	11	63		22-67	.328	8-25	.320	11-18	.611	32		14	10	3	10	9
Canisius																						
at Quinnipiac																						
at Canisius																						
Monmouth																						
at Canisius																						
Marist																						
Canisius																						
at Manhattan																						
Canisius																						
at Rider																						
Canisius																						
at Siena																						
Canisius																						
at Niagara																						
at Canisius																						
Iona																						

Winners listed in ALL CAPS



2021-22 CANISIUS WOMEN'S BASKETBALL GAME NOTES

2021-22 SPECIALTY STATS

Opponent	POINTS IN PAINT			POINTS OFF TURNOVERS			2ND CHANCE POINTS			FASTBREAK POINTS			BENCH POINTS		
	CAN	OPP	MARGIN	CAN	OPP	MARGIN	CAN	OPP	MARGIN	CAN	OPP	MARGIN	CAN	OPP	MARGIN
at Buffalo (11/9)	18	62	(44)	8	43	(35)	8	19	(11)	4	32	(28)	8	40	(32)
at Binghamton (11/13)	30	40	(10)	10	22	(12)	18	10	+8	0	15	(15)	7	32	(25)
at St. Bonaventure (11/17)	24	30	(6)	5	14	(9)	9	8	+1	6	10	(4)	16	19	(3)
COLGATE (11/20)	26	26	0	10	19	(9)	7	14	(7)	10	4	+6	16	16	0
DETROIT MERCY (11/23)	10	28	(18)	14	22	(8)	14	27	(13)	2	6	(4)	17	24	(7)
ROBERT MORRIS (11/27)	10	22	(12)	4	10	(6)	5	6	(1)	1	2	(1)	7	12	(5)
at Duquesne (12/1)	20	38	(18)	9	20	(11)	6	6	0	3	15	(12)	21	26	(5)
YOUNGSTOWN STATE (12/8)	16	30	(14)	12	19	(7)	10	14	(4)	3	4	(1)	18	25	(7)
at UAlbany (12/15)	22	44	(22)	8	17	(9)	12	11	+1	0	4	(4)	11	32	(21)
SAINT PETER'S (12/19)	18	42	(24)	25	16	+9	3	12	(9)	7	8	(1)	16	20	(4)
MANHATTAN (12/21)	10	40	(30)	10	19	(9)	2	14	(12)	11	23	(12)	24	21	+3
NIAGARA (1/9)	38	52	(14)	13	25	(12)	14	15	(1)	11	4	+7	12	33	(21)
RIDER (1/13)	26	26	0	6	15	(9)	13	6	+7	5	22	(17)	10	11	(1)
FAIRFIELD (1/15)	12	42	(30)	6	26	(20)	5	18	(13)	5	4	+1	7	18	(11)
at Saint Peter's (1/20)	10	46	(36)	10	22	(12)	11	20	(9)	2	11	(9)	22	12	+10
at Monmouth (1/22)	18	26	(8)	8	18	(10)	4	4	0	2	9	(7)	13	16	(3)
at Marist (1/24)	6	30	(24)	7	17	(10)	5	9	(4)	0	6	(6)	12	7	+5
QUINNIPIAC (1/27)	12	30	(18)	15	21	(6)	0	8	(8)	12	9	+3	15	16	(1)
SIENA (1/29)	14	44	(30)	25	26	(1)	16	4	+12	4	8	(4)	23	39	(16)
at Iona (2/3)	18	54	(36)	19	19	0	5	8	(3)	2	8	(6)	9	17	(8)
at Fairfield (2/5)	20	20	0	5	16	(11)	7	11	(4)	2	13	(11)	15	7	+8
at Quinnipiac (2/7)															
MONMOUTH (2/10)															
MARIST (2/12)															
at Manhattan (2/17)															
at Rider (2/19)															
at Siena (2/24)															
at Niagara (2/26)															
IONA (3/5)															
AVG/GM — OVERALL	18.0	36.8	(18.8)	10.9	20.3	(9.4)	8.3	11.6	(3.3)	4.4	10.3	(6.0)	14.2	21.1	(6.9)
AVG/GM — MAAC GAMES	16.8	37.7	(20.8)	12.4	20.0	(7.6)	7.1	10.8	(3.7)	5.3	10.4	(5.2)	14.8	18.1	(3.3)



2021-22 CANISIUS WOMEN'S BASKETBALL GAME NOTES

2021-22 INDIVIDUAL GAME-BY-GAME LEADERS

Opponent	SCORE	W/L	POINTS	REBOUNDS	ASSISTS	STEALS	BLOCKS
at Buffalo (11/9)	42-102	L	13, Erika Joseph Dani Haskell	7, Dani Haskell	2, Shaunae Brown Dani Haskell	3, Dani Haskell	—
at Binghamton (11/13)	56-73	L	25, Dani Haskell	11, Kayla Jackson	4, Dani Haskell	2, Shaunae Brown Ella Väättänen Dani Haskell	1, Rhay Porter
at St. Bonaventure (11/17)	59-67	L	16, Shaunae Brown	12, Kayla Jackson	3, Shaunae Brown	2, Shaunae Brown	2, Rhay Porter
COLGATE (12/20)	61-58	W	13, Shaunae Brown	10, Rhay Porter	4, Shaunae Brown	2, Kayla Jackson Lydia Gattozzi	2, Rhay Porter
DETROIT MERCY (11/23)	64-55	W	24, Dani Haskell	10, Kayla Jackson	3, Athina Lexa	2, Erika Joseph	1, Kayla Jackson Rhay Porter
ROBERT MORRIS (11/27)	43-57	L	18, Dani Haskell	11, Kayla Jackson	3, Dani Haskell	2, Rhay Porter Athina Lexa	1, Ella Väättänen Kayla Jackson
at Duquesne (12/1)	60-69	L	15, Lydia Gattozzi	7, Erika Joseph	6, Shaunae Brown	2, Kayla Jackson Dani Haskell	2, Lydia Gattozzi
YOUNGSTOWN STATE (12/8)	66-69	L	16, Erika Joseph	7, Rhay Porter	3, Dani Haskell	3, Kayla Jackson	3, Rhay Porter
at UAlbany (12/15)	46-65	L	11, Dani Haskell	8, Kayla Jackson	4, Dani Haskell	2, Cheyenne Stubbs	1, Ella Väättänen Lydia Gattozzi Rhay Porter
SAINT PETER'S (12/19)	55-65	L	13, Shaunae Brown	7, Shaunae Brown	4, Shaunae Brown	3, Kayla Jackson	2, Ella Väättänen Erika Joseph
MANHATTAN (12/21)	63-85	L	17, Dani Haskell	6, Rhay Porter	4, Dani Haskell	2, Ella Väättänen Dani Haskell Rhay Porter Cheyenne Stubbs	3, Ella Väättänen
NIAGARA (1/9)	86-87	OTL	27, Dani Haskell	10, Rhay Porter	7, Cheyenne Stubbs	4, Dani Haskell	6, Rhay Porter
RIDER (1/13)	51-59	L	15, Erika Joseph	15, Rhay Porter	3, Dani Haskell	2, Cheyenne Stubbs	3, Ella Väättänen
FAIRFIELD (1/15)	37-73	L	10, Dani Haskell	4, Kayla Jackson	2, Ella Väättänen Kayla Jackson Lydia Gattozzi Athina Lexa	2, Kayla Jackson	1, Ella Väättänen Dani Haskell
at Saint Peter's (1/20)	55-74	L	14, Athina Lexa	5, Kayla Jackson	4, Shaunae Brown	3, Dani Haskell	1, Rhay Porter Athina Lexa
at Monmouth (1/22)	48-60	L	13, Dani Haskell	6, Rhay Porter	3, Athina Lexa	2, Kayla Jackson Athina Lexa Erika Joseph	1, Cheyenne Stubbs
at Marist (1/24)	44-57	L	12, Shaunae Brown	7, Kayla Jackson	3, Erika Joseph	2, Shaunae Brown	2, Rhay Porter
QUINNIPIAC (1/27)	53-62	L	16, Dani Haskell	7, Cheyenne Stubbs	3, Dani Haskell Cheyenne Stubbs	8, Cheyenne Stubbs	5, Rhay Porter
SIENA (1/29)	81-78	W	24, Dani Haskell	6, Rhay Porter	5, Dani Haskell	4, Cheyenne Stubbs	1, Rhay Porter
at Iona (2/3)	55-66	L	14, Athina Lexa	6, Dani Haskell	6, Dani Haskell	2, Ella Väättänen Athina Lexa Rhay Porter	1, Ella Väättänen
at Fairfield (2/5)	54-63	OTL	15, Shaunae Brown	9, Ella Väättänen Rhay Porter	3, Dani Haskell	1, Athina Lexa Dani Haskell Lydia Gattozzi	1, Ella Väättänen Erika Joseph
at Quinnipiac (2/7)							
MONMOUTH (2/10)							
MARIST (2/12)							
at Manhattan (2/17)							
at Rider (2/19)							
at Siena (2/24)							
at Niagara (2/26)							
IONA (3/5)							



2021-22 CANISIUS WOMEN'S BASKETBALL GAME NOTES

2021-22 INDIVIDUAL SUPERLATIVES

CATEGORY	CANISIUS	OPPONENT
Points Scored	27, Dani Haskell, vs. Niagara (1/9/22)	28, Chelsea Olson, vs. Youngstown State (12/8/21) Kendrea Williams, at Saint Peter's (1/20/22)
Field Goals Made	9, Dani Haskell, at Binghamton (11/13/21) Dani Haskell, vs. Niagara (1/9/22)	12, (3x), Last: Ketsia Athias, at Iona (2/3/22)
Field Goal Attempts	19, Dani Haskell, at Binghamton (11/13/21)	21, Alexa Brodie, vs. Colgate (11/20/21)
Field Goal Pct. (Min. 5 Made)	.750 (6-8), Erika Joseph, vs. Youngstown State (12/8/21)	.889 (8-9), Precious Johnson, at Duquesne (12/1/21)
Field Goal Pct. (Min. 10 Made)	—	.857 (12-14), Rayshel Brown, vs. Siena (1/29/22) Ketsia Athias, at Iona (2/3/22)
3-Point Field Goals Made	5, Dani Haskell, vs. Detroit Mercy (11/23/21) Dani Haskell, vs. Siena (1/29/22)	4, (5x), Last: Sam Lewis, at Fairfield (2/5/22)
3-Point Field Goal Attempts	12, Dani Haskell, vs. Detroit Mercy (11/23/21)	14, Sam Lewis, at Fairfield (2/5/22)
3-Point FG Pct. (Min. 3 Made)	1.000 (3-3), Shaunae Brown, vs. Siena (1/29/22)	.800 (4-5), Sydney Watkins, vs. Manhattan (12/21/21)
Free Throws Made	9, Dani Haskell, vs. Detroit Mercy (11/23/21)	8, Selena Philoxy, vs. Siena (1/29/22)
Free Throw Attempts	10, Dani Haskell, vs. Detroit Mercy (11/23/21) Dani Haskell, vs. Quinnipiac (1/27/22)	11, Selena Philoxy, vs. Siena (1/29/22)
Free Throw Pct. (Min. 5 Made)	.900 (9-10), Dani Haskell, vs. Detroit Mercy (11/23/21)	1.000 (5-5), Loren Christie, at Buffalo (11/9/21) Lou Lopez-Sénéchal, vs. Fairfield (1/15/22)
Offensive Rebounds	7, Rhay Porter, vs. Rider (1/13/22)	7, Sydney Faulcon, vs. Niagara (1/9/22)
Defensive Rebounds	9, Kayla Jackson, at St. Bonaventure (11/17/21)	13, Ketsia Athias, at Iona (2/3/22)
Total Rebounds	15, Rhay Porter, vs. Rider (1/13/22)	15, Ketsia Athias, at Iona (2/3/22)
Assists	7, Cheyenne Stubbs, vs. Niagara (1/9/22)	10, Megan McConnell, at Duquesne (12/1/21)
Turnovers	9, Dani Haskell, at Binghamton (11/13/21)	8, Ketsia Athias, at Iona (2/3/22)
Blocked Shots	6, Rhay Porter, vs. Niagara (1/9/22)	3, I'yanna Lops, at St. Bonaventure (11/17/21) Lucia Decortes, at UAlbany (12/15/21)
Steals	8, Cheyenne Stubbs, vs. Quinnipiac (1/27/22)	4, (6x), Last: Juana Camillion, at Iona (2/3/22)
Minutes Played	41:20, Shaunae Brown, at Fairfield (2/5/22)	45:00, Rachel Hakes, at Fairfield (2/5/22)

2021-22 TEAM SUPERLATIVES

CANISIUS HIGH	CANISIUS LOW	CATEGORY	OPPONENT HIGH	OPPONENT LOW
86, vs. Niagara (1/9/22)	37, vs. Fairfield (1/15/22)	Points	102, at Buffalo (11/9/21)	55, vs. Detroit Mercy (11/23/21)
43, 1st half, vs. Siena (1/29/22)	13, 1st half, vs. Fairfield (1/15/22)	Points in a Half	51, 1st half, at Buffalo (11/9/21) 2nd half, at Buffalo (11/9/21)	20, 1st half, at Fairfield (2/5/22)
13, vs. Niagara (1/9/22)	2, at Fairfield (2/5/22)	Points in OT	14, vs. Niagara (1/9/22)	11, at Fairfield (2/5/22)
31, vs. Niagara (1/9/22)	13, vs. Robert Morris (11/27/21)	Field Goals Made	36, at Buffalo (11/9/21)	21, (4x), Last: at Monmouth (1/22/22)
66, vs. Niagara (1/9/22)	43, vs. Youngstown State (12/8/21)	Field Goal Attempts	76, vs. Niagara (1/9/22)	47, at Monmouth (1/22/22)
.500 (25-50), vs. Siena (1/29/22)	.262 (16-61), at Buffalo (11/9/21)	Field Goal Percentage	.592 (29-49), vs. Siena (1/29/22)	.323 (21-65), vs. Detroit Mercy (11/23/21)
15, vs. Siena (1/29/22)	3, vs. Robert Morris (11/27/21)	3-Point Field Goals	8, (4x), Last: at Fairfield (2/5/22)	2, (3x), Last: at Iona (2/3/22)
33, at Duquesne (12/1/21)	17, vs. Youngstown State (12/8/21) vs. Quinnipiac (1/27/22)	3-Point FG Attempts	25, at Fairfield (2/5/22)	8, vs. Siena (1/29/22)
.556 (15-27), vs. Siena (1/29/22)	.150 (3-20), vs. Robert Morris (11/27/21)	3-Point FG Percentage	.533 (8-15), vs. Manhattan (12/21/21)	.167 (2-12), at UAlbany (12/15/21)
19, vs. Youngstown State (12/8/21)	2, vs. Fairfield (1/15/22)	Free Throws Made	26, at Buffalo (11/9/21)	4, vs. Colgate (11/20/21)
29, vs. Youngstown State (12/8/21)	3, at UAlbany (12/15/21) at Iona (2/3/22)	Free Throw Attempts	29, at Buffalo (11/9/21) vs. Niagara (1/9/22)	6, vs. Colgate (11/20/21)
1.000 (3-3), at UAlbany (12/15/21) at Iona (2/3/22)	.333 (2-6), vs. Fairfield (1/15/22)	Free Throw Percentage	.897 (26-29), at Buffalo (11/9/21)	.417 (5-12), vs. Quinnipiac (1/27/22)
17, at Binghamton (11/13/21)	5, at Iona (2/3/22)	Offensive Rebounds	26, vs. Niagara (1/9/22)	5, at Monmouth (1/22/22)
31, vs. Colgate (11/20/21)	13, at Saint Peter's (1/20/22)	Defensive Rebounds	35, at Buffalo (11/9/21)	18, vs. Youngstown State (12/8/21)
44, at Binghamton (11/13/21)	22, at Saint Peter's (1/20/22)	Rebounds	54, at Buffalo (11/9/21)	27, vs. Siena (1/29/22)
23, vs. Niagara (1/9/22)	11, vs. Fairfield (1/15/22)	Fouls	26, vs. Niagara (1/9/22)	8, at UAlbany (12/15/21) at Iona (2/3/22)
1, (4x), Last: at Iona (2/3/22)	0, (17x), Last: at Fairfield (2/5/22)	Disqualifications	2, vs. Detroit Mercy (11/23/21) vs. Siena (1/29/22)	0, (17x), Last: at Fairfield (2/5/22)
20, vs. Siena (1/29/22)	6, (4x), Last: at Fairfield (2/5/22)	Assists	20, at Duquesne (12/1/21)	7, at St. Bonaventure (11/17/21)
27, at Buffalo (11/9/21)	11, vs. Robert Morris (11/27/21)	Turnovers	23, vs. Niagara (1/9/22)	10, (3x), Last: at Fairfield (2/5/22)
9, vs. Quinnipiac (1/27/22)	0, at Buffalo (11/9/21)	Blocked Shots	6, at UAlbany (12/15/21)	1, (3x), Last: vs. Manhattan (12/21/21)
10, (3x), Last: vs. Siena (1/29/22)	3, vs. Fairfield (1/15/22) at Fairfield (2/5/22)	Steals	19, at Buffalo (11/9/21)	2, vs. Robert Morris (11/27/21)



2021-22 CANISIUS WOMEN'S BASKETBALL GAME NOTES

2021-22 GAME-BY-GAME LEAD AND DEFICIT BREAKDOWN

OPPONENT	FIRST HALF			SECOND HALF			FINAL SCORE			LARGEST		TIMES TIED	LEAD CHANGES	TIME LED	
	CAN	OPP	MARGIN	CAN	OPP	MARGIN	CAN	OPP	MARGIN	LEAD	DEFICIT			MIN	%
at Buffalo (11/9)	17	51	(34)	25	51	(26)	42	102	(60)	1	60	0	4	1:02	2.6%
at Binghamton (11/13)	26	24	+2	30	49	(19)	56	73	(17)	4	17	11	9	12:22	30.9%
at St. Bonaventure (11/17)	27	29	(2)	32	38	(6)	59	67	(8)	7	8	5	12	18:37	46.5%
COLGATE (11/20)	34	21	+13	27	37	(10)	61	58	+3	16	7	3	1	34:37	86.5%
DETROIT MERCY (11/23)	30	25	+5	34	30	+4	64	55	+9	10	6	3	5	24:29	61.2%
ROBERT MORRIS (11/27)	18	30	(12)	25	27	(2)	43	57	(14)	—	17	1	0	0:00	0.0%
at Duquesne (12/1)	23	39	(16)	37	30	+7	60	69	(9)	—	19	1	0	0:00	0.0%
YOUNGSTOWN STATE (12/8)	25	33	(8)	41	36	+5	66	69	(3)	2	14	2	5	1:06	2.8%
at UAlbany (12/15)	22	29	(7)	24	36	(12)	46	65	(19)	3	21	6	4	5:06	12.8%
SAINT PETER'S (12/19)	31	34	(3)	24	31	(7)	55	65	(10)	7	17	6	2	10:15	25.6%
MANHATTAN (12/21)	30	37	(7)	33	48	(15)	63	85	(22)	3	27	5	6	3:54	9.8%
NIAGARA (1/9)	34	33	+1	39	40	(1)	86	87	(1)	12	11	6	4	22:54	50.9%
RIDER (1/13)	23	23	0	28	36	(8)	51	59	(8)	5	13	4	2	5:12	13.0%
FAIRFIELD (1/15)	13	36	(23)	24	37	(13)	37	73	(36)	1	40	0	1	1:37	4.0%
at Saint Peter's (1/20)	31	36	(5)	24	38	(14)	55	74	(19)	4	23	4	7	6:10	15.4%
at Monmouth (1/22)	26	25	+1	22	35	(13)	48	60	(12)	4	14	3	6	9:45	24.4%
at Marist (1/24)	24	27	(3)	20	30	(10)	44	57	(13)	0	16	0	0	0:00	0.0%
QUINNIPIAC (1/27)	24	32	(8)	29	30	(1)	53	62	(9)	1	13	2	4	1:11	3.0%
SIENA (1/29)	43	31	+12	38	47	(9)	81	78	+3	13	2	2	3	35:47	89.5%
at Iona (2/3)	30	33	(3)	25	33	(8)	55	66	(11)	1	13	2	4	1:17	3.2%
at Fairfield (2/5)	22	20	+2	30	32	(2)	54	63	(9)	7	9	5	8	18:47	41.7%
at Quinnipiac (2/7)															
MONMOUTH (2/10)															
MARIST (2/12)															
at Manhattan (2/17)															
at Rider (2/19)															
at Siena (2/24)															
at Niagara (2/26)															
IONA (3/5)															
AVERAGE PER GAME	26.3	30.9	(4.5)	29.1	36.7	(7.6)	56.1	68.8	(12.6)	5.3	17.5	3.4	4.1	10:12	25.2%
AVG/GM — MAAC GAMES	27.6	30.6	(3.0)	28.0	36.4	(8.4)	56.8	69.1	(12.3)	4.8	16.5	3.3	3.9	9:44	2.0%



2021-22 BOX SCORES



102



GAME #2
11/13/21
at Binghamton
Dr. Bai Lee Court at
Events Center

73



Shooting By Period			
1 st	FG%	3-16	18.8%
	3PT%	0-4	0.0%
	FT%	2-4	50%
2 nd	FG%	7-17	41.2%
	3PT%	4-8	50.0%
	FT%	0-2	0%
3 rd	FG%	7-12	58.3%
	3PT%	1-3	33.3%
	FT%	3-4	75%
4 th	FG%	4-15	26.7%
	3PT%	0-5	0.0%
	FT%	4-9	44.4%
GM	FG%	21-60	35.0%
	3PT%	5-20	25.0%
	FT%	9-19	47.4%

Shooting By Period			
1 st	FG%	4-13 30.8%	
	3PT%	2-6 33.3%	
	FT%	2-2 100%	
2 nd	FG%	6-17 35.3%	
	3PT%	0-4 0.0%	
	FT%	0-0 0%	
3 rd	FG%	6-13 46.2%	
	3PT%	2-7 28.6%	
	FT%	4-7 57.1%	
4 th	FG%	12-19 63.2%	
	3PT%	3-6 50.0%	
	FT%	4-4 100%	
GM FG%	28-62 45.2%		
	3PT%	7-23 30.4%	
	FT%	10-13 76.9%	

	CANI	BING	Points from		CANI	BING	Period by Period Scoring				
Biggest lead	4 (2 nd 4:44)	17 (4 th 0:34)	Turnovers	10	22						
Best Scoring Run	7 (2 nd 7:10)	11 (4 th 5:20)	Paint	30	40						
Lead Changes	9		Second Chance	18	10	CANI	8	18	18	12	56
Times Tied	11		Fast Breaks	0	15						
Time with Lead	12:22	22:03	Bench	9	32	BING	12	12	18	31	73



67



61



Shooting By Period		
1 st	FG%	5-8 27.8%
	3PT%	3-6 50.0%
	FT%	0-0 0%
2 nd	FG%	4-16 25.0%
	3PT%	0-1 0.0%
	FT%	0-1 0%
3 rd	FG%	4-13 30.8%
	3PT%	2-4 50.0%
	FT%	2-2 100%
4 th	FG%	10-20 50.0%
	3PT%	3-6 50.0%
	FT%	2-3 66.7%
GM	FG%	23-67 34.3%
	3PT%	8-17 47.1%
	FT%	4-6 66.7%

Shooting By Period			
1 st	FG%	5-13	38.5%
	3PT%	2-5	40.0%
	FT%	5-7	71.4%
2 nd	FG%	7-15	46.7%
	3PT%	2-5	40.0%
	FT%	1-2	50%
3 rd	FG%	3-18	16.7%
	3PT%	2-10	20.0%
	FT%	0-0	0%
4 th	FG%	7-14	50.0%
	3PT%	1-5	20.0%
	FT%	4-5	80%
GM	FG%	22-60	36.7%
	3PT%	7-25	28.0%
	FT%	10-14	71.4%

	COL	CAN	Points from	COL	CAN	Period by Period Scoring				
Biggest lead	7 (1 st 6:42)	16 (3 rd 9:11)	Turnovers	19	10		1st	2nd	3rd	TOT
Best Scoring Run	9 (4 th 9:18)	9 (1 st 5:13)	Paint	26	20	COL	13	8	12	25
Lead Changes	1		Second Chance	14	7					
Times Tied	3		Fast Breaks	4	10	CAN	17	17	8	19
Time with Lead	04:03	34:37	Benches	16	16					

2021-22 CANISIUS WOMEN'S BASKETBALL GAME NOTES

2021-22 BOX SCORES



55

GAME #5

11/23/21

vs. Detroit Mercy
Koessler Athletic
Center

64



57

GAME #6

11/27/21

vs. Robert Morris
Koessler Athletic
Center

43



Detroit Mercy - 55

Record: 0-5

NO. Name	Min	FG	3P	FT	Rebounds	Fouls	TP	AS	TO	ST	Blocks	+/
1 Irene Murua	F 35:39	3-11	0-1	4-6	6 6 12	2 6 10	4	2	0	0	1	-8
11 Daija Moses	F 14:58	1-3	0-0	0-0	2 3 5	0 1 2	1	2	0	0	0	-9
0 Imani McNeal	G 17:02	1-6	0-1	1-2	2 1 3	5 1 3	0	3	1	0	0	-5
3 Brandi Washington	G 36:44	5-12	3-7	3-4	2 3 5	4 2 16	1	4	0	1	0	-3
10 Sydney Seary	G 14:56	0-4	0-1	0-2	0 1 1	5 1 0	1	0	0	0	0	-13
23 Monique Pruitt	29:18	7-19	0-2	2-3	2 5 7	4 2 16	0	3	4	2	0	0
24 Tori Powell	21:15	1-3	0-1	0-0	0 0 0	1 1 2	1	2	0	0	0	-3
5 Sonia Pareda	05:26	0-1	0-0	0-0	0 0 0	0 0 0	0	0	2	0	0	-1
2 Akyia Baker	19:28	3-5	0-1	0-0	1 3 4	4 0 6	1	1	0	3	0	3
55 Lucia Fleita Robles	05:09	0-1	0-0	0-0	0 0 0	0 0 0	0	1	1	0	0	-4
4 A'Moni Waiters	00:05	0-0	0-0	0-0	0 0 0	0 0 0	0	0	0	0	0	-1
Team					4 2 6	0 0 0	0	0	0	0	0	
Totals		21-65	3-14	10-17	19 24 43	25 14 55	10	19	8	3	2	-9

Technical Fouls: NONE

Shooting By Period	1st	2nd	3rd	4th	GM
FG%	6-14 42.9%	1-5 20.0%	4-13 30.8%	9-21 42.9%	21-65 32.3%
3PT%	1-5 20.0%	0-2 0%	1-4 25.0%	0-1 0%	2-14 14.3%
FT%	4-6 66.7%	2-3 66.7%	2-3 66.7%	2-3 66.7%	10-17 58.8%
GM FG%	21-65 32.3%	3-14 21.4%	10-17 58.8%		

Dead Ball Rebounds: 5, 1

Robert Morris - 57

Record: 3-3

NO. Name	Min	FG	3P	FT	Rebounds	Fouls	TP	AS	TO	ST	Blocks	+/
24 Sol Castro	F 34:15	3-9	0-0	2-5	0 4 4	4 4 8	0	5	0	1	1	17
43 Ashya Klopstein	C 23:42	3-4	0-0	4-4	3 5 8	3 3 10	1	0	0	0	0	5
12 Nina Augustin	G 25:17	2-6	1-4	0-0	0 1 1	4 1 5	1	1	0	0	0	0
22 Esther Castedo	G 36:25	7-13	2-3	1-1	2 3 5	1 2 17	5	2	0	0	1	12
35 Simone Morris	G 13:35	2-4	1-2	0-0	0 1 1	2 0 5	0	0	0	0	0	0
14 Rebecca Dwomoh	03:35	0-0	0-0	0-2	0 1 1	0 1 0	0	0	1	0	0	2
2 Mackenzie Amalia	24:22	4-8	4-7	0-0	0 4 4	1 0 12	1	2	0	0	0	8
4 Alejandra Mastral	16:46	0-1	0-1	0-0	0 0 0	1 1 0	1	1	0	0	0	0
11 Natalie Villafior	07:05	0-3	0-0	0-0	1 0 1	1 1 0	1	0	1	0	0	0
23 Phoenix Gedeon	14:00	0-1	0-0	0-0	0 5 5	3 0 0	1	2	0	0	0	10
4 Danielle Vuletic	00:48	0-0	0-0	0-0	0 0 0	1 0 0	0	0	0	0	0	-2
Team					2 2 4	0 0 0	0	0	0	0	0	
Totals		21-49	8-17	7-12	8 26 34	21 13 57	11	13	2	1	2	14

Technical Fouls: NONE

Shooting By Period	1st	2nd	3rd	4th	GM
FG%	5-10 50.0%	3-7 42.9%	5-11 45.5%	3-5 60.0%	21-49 42.9%
3PT%	2-4 50.0%	1-4 25%	3-5 60.0%	1-3 33.3%	7-12 58.3%
FT%	4-4 100%	2-3 66.7%	2-3 66.7%	1-1 100%	9-10 90%
GM FG%	21-49 42.9%	8-17 47.1%	7-12 58.3%		

Dead Ball Rebounds: 2, 0

Canisius - 64

Record: 2-3

NO. Name	Min	FG	3P	FT	Rebounds	Fouls	TP	AS	TO	ST	Blocks	+/
5 Ella Vaatanen	F 12:32	1-3	1-3	0-2	0 2 2	1 1 3	0	0	0	0	1	5
21 Kayla Jackson	F 26:03	3-5	0-0	0-4	2 8 10	4 4 6	2	5	0	1	0	17
0 Shaunae Brown	G 16:15	1-5	0-2	0-0	0 0 0	0 2 2	2	2	0	0	0	-4
14 Dani Haskell	G 31:12	5-15	5-12	9-10	2 1 3	2 5 24	1	2	1	0	1	3
23 Erika Joseph	G 36:24	4-6	2-2	2-4	2 0 2	2 8 12	1	4	2	0	0	17
2 Lydia Gattozzi	19:55	0-4	0-1	2-2	0 2 2	0 2 2	2	2	0	0	0	3
33 Rhay Porter	13:57	0-1	0-0	0-0	1 4 5	3 1 0	0	3	1	1	1	-8
24 Cheyenne Stubbs	20:41	4-6	3-4	2-2	0 4 4	0 2 13	1	2	0	0	0	6
12 Athina Lexa	23:01	1-3	0-2	0-0	0 0 0	2 0 2	3	1	1	0	0	6
Team					2 5 7	0 0 0	0	2				
Totals		19-48	11-26	15-24	9 26 35	14 25 64	12	24	5	2	3	9

Technical Fouls: NONE

Shooting By Period	1st	2nd	3rd	4th	GM
FG%	4-7 57.1%	1-2 50.0%	5-6 83.3%	6-15 40.0%	19-48 39.6%
3PT%	1-2 50.0%	0-0 0%	1-4 25%	2-6 33.3%	4-12 33.3%
FT%	0-0 0%	2-4 50%	2-2 100%	1-2 50%	5-8 62.5%
GM FG%	19-48 39.6%	11-26 42.3%	15-24 62.5%		

Dead Ball Rebounds: 4, 1

Canisius - 43

Record: 2-4

NO. Name	Min	FG	3P	FT	Rebounds	Fouls	TP	AS	TO	ST	Blocks	+/
5 Ella Vaatanen	F 23:00	1-3	0-2	0-0	0 0 0	1 0 2	1	1	1	1	0	-9
21 Kayla Jackson	F 19:54	1-4	0-0	4-6	3 8 11	3 3 6	0	3	0	1	0	-1
0 Shaunae Brown	G 32:25	1-6	1-4	0-0	0 0 0	0 2 4	2	0	0	0	0	-2
14 Dani Haskell	G 35:49	6-16	2-8	4-4	2 5 7	1 6 18	3	1	1	0	0	-9
23 Erika Joseph	G 35:41	1-9	0-4	4-6	0 2 2	1 5 6	0	0	1	0	0	-9
2 Lydia Gattozzi	16:24	1-5	0-1	1-2	1 3 4	2 2 3	0	0	0	0	0	0
33 Rhay Porter	16:40	0-1	0-0	0-0	1 4 5	3 1 0	0	0	2	0	1	-12
24 Cheyenne Stubbs	10:06	0-2	0-1	0-0	1 0 1	0 1 0	0	1	0	0	0	-18
12 Athina Lexa	10:01	2-2	0-0	0-0	0 1 1	2 1 4	0	3	2	0	0	-10
Team					1 0 1	0 0 0	0	2				
Totals		13-48	3-20	14-22	9 23 32	13 21 43	6	11	7	2	1	-14

Technical Fouls: NONE

Shooting By Period	1st	2nd	3rd	4th	GM
FG%	3-14 21.4%	2-9 22.2%	0-0 0%	4-14 28.6%	13-48 27.1%
3PT%	2-9 22.2%	0-0 0%	0-0 0%	1-2 50%	3-20 15.0%
FT%	4-6 66.7%	1-2 50%	1-2 50%	1-2 50%	7-14 50%
GM FG%	13-48 27.1%	9-23 39.1%	0-0 0%	14-22 63.6%	

Dead Ball Rebounds: 8, 0

DET	CAN
Biggest lead	6 (1st 4:33)
Best Scoring Run	12 (3rd 6:31)
Lead Changes	5
Times Tied	3
Time with Lead	11:30

Points from	DET	CAN
Turnovers	22	14
Paint	28	10
Second Chance	27	14
Fast Breaks	6	2
Bench	24	17

Period by Period Scoring	1st	2nd	3rd	4th	TOT
DET	13	12	19	11	55
CAN	14	16	14	20	64

RMU	CAN
Biggest lead	17 (4th 3:31)
Best Scoring Run	8 (1st 2:40)
Lead Changes	0
Times Tied	1
Time with Lead	36:02

Points from	RMU	CAN
Turnovers	10	4
Paint	22	10
Second Chance	6	5
Fast Breaks	2	1
Bench	12	7

Period by Period Scoring	1st	2nd	3rd	4th	TOT
RMU	13	17	13	14	57
CAN	8	10	14	11	43



60

GAME #7

12/1/21

at Duquesne
UPMC Cooper
Fieldhouse

69



69

GAME #8

12/8/21

vs. Youngstown State
Koessler Athletic
Center

66



Canisius - 60

Record: 2-5

NO. Name	Min	FG	3P	FT	Rebounds	Fouls	TP	AS	TO	ST	Blocks	+/
5 Ella Vaatanen	F 23:35	1-5	0-2	0-0	1 2 3	1 0 2	1	0	1	1	0	8
21 Kayla Jackson	F 26:37	1-4	0-0	0-0	0 3 3	3 2 2	11	6	2	0	0	-14
0 Shaunae Brown	G 30:49	4-7	3-5	0-0	2 3 5	2 2 11	6	2	0	0	0	-7
14 Dani Haskell	G 29:22	5-16	0-7	2-2	1 1 2	2 5 12	3	1	2	0	3	6
23 Erika Joseph	G 37:08	4-10	3-7	1-2	2 5 7	2 3 12	1	0	1	0	1	-14
2 Lydia Gattozzi	23:06	6-12	3-7	0-0	2 2 4	3 0 15	1	4	0	2	1	-7
24 Cheyenne Stubbs	08:34	2-3	2-3	0-0	0 0 0	1 0 6	0	1	0	0	0	1
12 Athina Lexa	20:49	0-3	0-2	0-0	0 0 0	0 1 0	1	3	0	0	0	-18
Team					1 2 3	0 0 0	0	1				
Totals		23-60	11-33	3-4	9 18 27	14 13 60	13	13	6	3	5	-9

Technical Fouls: NONE

Shooting By Period	1st	2nd	3rd	4th	GM
FG%	5-12 41.7%	3-7 42.9%	4-14 28.6%	2-9 22.2%	14-43 32.6%
3PT%	2-6 33.3%	0-0 0%	1-4 25%	1-2 50%	4-12 33.3%
FT%	0-0 0%	2-4 50%	2-2 100%	1-2 50%	5-8 62.5%
GM FG%	14-43 32.6%	11-33 33.3%	15-24 62.5%		

Dead Ball Rebounds: 1, 1

Youngstown St. - 69

Record: 9-0

NO.	Name	Min	FG M-A	3P M-A	FT M-A	Rebounds OR TR TOT	Fouls PF FO	TP	AS	TO	ST	Blocks BS BA	+/-	
52	Lindsey Linard	C 12:52	2-7	0-0	0-0	4 3 7	1 0 4	0	3	0	0	0	3	
0	Mady Aulbach	G 19:12	1-1	1-1	0-0	1 2 3	3 3 3	1	4	0	0	0	4	
13	Megan Callahan	G 17:24	1-5	1-3	1-2	0 0 0	4 2 4	0	0	0	0	0	-8	
14	Chelsea Olson	G 37:54	12-16	2-5	2-2	1 3 4	1 3 28	2	3	2	0	0	0	
32	Paige Shy	G 26:29	2-8	1-4	0-0	3 4 7	5 0 5	5	2	3	2	0	1	
40	Jen Wendler	16:37	3-7	0-0	4-5	2 2 4	3 6	10	1	0	1	2	19	
2	Malia Magestro	34:04	4-9	1-4	0-0	1 1 2	2 1	9	2	1	1	0	0	
4	Lindsey Mack	16:48	1-4	1-3	0-0	0 2 2	3 0	3	1	2	0	0	3	
30	Lexi Wagner	18:40	0-3	0-3	3-4	1 0 1	2 4	3	1	0	0	0	-4	
Team						3 1 4	0	0	1					
Totals			26-60	7-23	10-13	16 18 34	24 19	69	10	17	5	1	6	3

2021-22 BOX SCORES



65



55



Saint Peter's - 65				Record: 4-6 (2-0)																
NO.	Name		Min	FG M-A	FG M-A	FT M-A	Rebounds OR DR TOT	Fouls PF FD	TP	AS	TO	ST	Blocks BS BA	+/-	Shooting By Period					
15	Sky Castro	F	34:07	4-5	0-0	0-0	2	9	11	1	3	8	0	4	0	0	10			
22	Kassandra Brown	C	25:33	4-9	0-0	1-2	1	9	10	2	1	9	5	4	2	0	-2			
3	Nickelle O'Neil	G	25:14	0-4	0-1	0-0	0	1	1	3	2	0	2	4	0	0	12			
23	Kendrea Williams	G	37:04	10-16	1-6	3-7	3	5	8	1	5	27	3	4	3	0	12			
24	Kourtney Crane	G	34:21	0-6	0-1	1-2	1	3	4	3	2	1	5	2	0	1	16			
20	Victoria Ikenasio		06:06	2-3	0-0	0-0	3	2	5	1	0	4	0	1	0	0	-2			
2	Tyara McQueen		21:53	2-4	1-3	0-0	0	2	2	4	0	5	0	2	1	0	0			
5	Kaita Dawkins		13:59	4-8	0-1	0-0	4	2	6	1	0	8	1	0	0	1	-3			
10	Amaris Mills		01:43	1-1	1-1	0-0	0	0	0	2	0	3	0	0	0	0	5			
Team							0	1	1			0	0							
Totals					27-59	3-13	8-11	14	34	48	17	14	65	16	21	6	2	6	10	
Technical Fouls:NONE																				

Shooting By Period		
1 st FG%	5-19	26.3%
3PT%	1-5	20.0%
FT%	2-2	100%
2 nd FG%	9-15	60.0%
3PT%	1-3	33.3%
FT%	2-3	66.7%
3 rd FG%	8-12	66.7%
3PT%	1-3	33.3%
FT%	3-4	75%
4 th FG%	5-13	38.5%
3PT%	0-2	0.0%
FT%	1-2	50%
GM FG%	27-59	45.8%
3PT%	3-13	23.1%
FT%	8-11	72.7%

Canisius - 55		Record: 2-8 (1-1)													Shooting By Period			
NO.	Name	Min	FG M-A	3P M-A	FT M-A	Rebounds OR DR TOT	Fouls PF FD	TP	AS	TO	ST	Blocks BS BA	+/-	1st FG%	2nd FG%	3rd FG%	4th FG%	
5	Ella Vaatanen	F 24:57	1-6	0-2	0-0	2	2	0	2	1	3	2	2	6	3PT%	5-16	41.7%	
21	Kayla Jackson	F 18:18	2-5	0-0	1-1	3	2	5	1	5	0	3	1	1	FT%	6-7	33.3%	
0	Shaunae Brown	G 32:19	4-10	2-3	3-4	1	6	7	1	2	13	4	0	0	2nd FG%	6-18	85.7%	
14	Dani Haskell	G 34:47	3-16	2-10	2-2	1	1	2	3	3	10	2	4	0	1	3PT%	1-6	33.3%
23	Erika Joseph	G 35:02	3-15	2-8	1-2	1	2	3	3	1	9	1	2	2	0	FT%	0	16.7%
2	Lydia Gattozzi	F 17:08	4-7	2-4	2-2	1	1	2	0	1	12	0	1	0	0	3rd FG%	3-17	0%
3	Rhlay Porter	F 19:37	2-2	0-0	0-1	0	4	3	3	4	0	0	1	0	0	3PT%	1-7	14.3%
24	Cheyenne Stubbs	G 09:53	0-2	0-2	0-0	0	0	0	0	0	1	0	2	0	0	FT%	3-5	60%
12	Athina Lexa	F 07:59	0-0	0-0	0-0	0	1	1	3	0	0	0	0	0	0	4th FG%	5-16	31.3%
Team						2	2	4	0	0	2			3PT%	4-10	40.0%		
Totals			19-63	8-29	9-12	11	19	30	14	17	55	9	16	8	6	2	-10	
Technical Fouls: NONE																		
															GM FG%	19-63	30.2%	
															3PT%	8-29	27.6%	
															FT%	9-12	75.0%	
Dead Ball Rebounds: 2																		

	SPU	CAN	Points from	SPU	CAN	Period by Period Scoring					
Biggest lead	17 (4 th 5:14)	7 (1 st 2:30)	Turnovers	16	25	1st 2nd 3rd 4th TOT					
Best Scoring Run	10(2 nd 3:47)	6(1 st 2:30)	Paint	42	18	SPU	13	21	20	11	65
Lead Changes	2		Second Chance	12	3						
Times Tied	6		Fast Breaks	8	7	CAN	18	13	10	14	55
Time with Lead	25:57	10:15	Bench	20	16						



63



86



Niagara - 87			Record: 5-6 (2-1)															
NO.	Name	Min	FG M-A	3P M-A	FT M-A	Rebounds OR DR	Fouls PF FO	TP	AS	TO	ST	Blocks BS BA	+/-	Shooting By Period				
12	Olivia Mason	F 28:05	4-9	0-0	2-3	4	9	13	4	3	10	3	2	0	0	4	1st FG% 10-14 71.4%	
30	Sydney Faulcon	F 21:39	3-10	0-0	3-3	7	4	11	3	3	9	0	3	0	1	3	3PT% 1-2 50.0%	
14	Maddy Yelle	G 34:44	7-11	0-0	0-2	1	0	1	4	2	14	2	7	2	0	0	FT% 5-5 100%	
20	Ally Haar	G 41:00	5-15	0-4	5-7	1	1	2	0	5	15	6	2	1	0	0	2nd FG% 1-19 5.3%	
21	Lore Porter	G 24:58	1-6	1-6	3-4	0	2	2	4	2	6	3	3	0	0	-2	3PT% 0-8 0.0%	
2	Brooklyn Jones	26:59	3-7	0-0	2-5	2	3	5	2	4	8	3	3	2	0	1	FT% 5-9 55.6%	
23	Kyra Grimshaw	28:24	8-15	3-4	4-4	6	3	9	4	3	23	0	2	0	0	3	3rd FG% 7-18 38.9%	
25	Sage Glover	10:09	1-2	0-0	0-1	1	1	2	2	1	2	0	0	0	1	0	3PT% 1-2 50.0%	
3	Lexie Roe	07:18	0-1	0-1	0-0	0	0	0	0	2	0	0	0	0	0	-11	FT% 4-5 80%	
10	Arianna Johnson	01:44	0-0	0-0	0-0	0	0	0	1	0	0	0	0	0	0	5	4th FG% 8-16 50.0%	
Team						4	2	6		0	1						3PT% 1-2 50.0%	
Totals			32-76	4-15	19-29	26	25	51	26	23	87	14	23	8	2	7	1-28	OTFG% 6-9 66.7%
Technical Fouls:Mason 4 th 1:28																		
Dead Ball Rebounds: 5-0																		
3PT% 1-1 00.0%																		
FT% 1-3 33.3%																		
GM FG% 32-76 42.1%																		
3PT% 4-15 26.7%																		
FT% 19-29 65.5%																		

Canisius - 86														Record: 2-10 (0-3)														Dead Ball Rebounds: 5, 0													
NO. Name		Min	FG M-A	3P M-A	FT M-A	Rebounds OR DR TOT	Fouls PF FD	TP	AS	TO	ST	Blocks BS BA	+/-	Shooting By Period																											
5	Ella Vaatanen	F 29:34	4-9	2-4	0-1	1 3 4	4 1	10	0	2	1	0 1	0	1st FG%	5-12	41.7%																									
0	Shaunae Brown	G 31:15	2-8	0-3	2-3	0 1 1	2 3	6	4	2	0	0 0	4	3PT%	3-7	42.9%																									
2	Lydia Gattozzi	G 35:36	6-11	0-1	5-6	4 3 7	4 4	17	1	3	0	0 0	-5	2nd FG%	7-15	46.7%																									
4	Dani Haskell	G 35:57	9-17	4-7	5-8	2 5 7	2 9	27	4	7	4	0 1	7	3PT%	0-3	0.0%																									
24	Cheyenne Stubbs	G 35:37	1-10	4-6	0-0	1 0 1	2 1	14	7	2	0	0 0	-8	FT%	4-8	50%																									
3	Rhay Porter	22:45	3-3	0-0	1-6	4 6 10	5 7	7	1	3	1	6 0	4	3rd FG%	7-12	58.3%																									
12	Athina Lexa	32:16	2-8	1-4	0-0	0 6 6	3 4	0	5	0	1	0 0	-1	3PT%	5-7	71.4%																									
Team						2 1 3			0		3		FT%				4-4	100%																							
Totals		31-66	11-25	13-24	14 22 36	23 25	86	17	23	6 7	2 -1	Technical Fouls: NONE																													
														4th FG%	6-16	37.5%																									
														3PT%	2-3	66.7%																									
														FT%	2-5	40%																									
														OT FG%	6-11	54.5%																									
														3PT%	1-5	20.0%																									
														FT%	0-0	0%																									
														GM FG%	31-66	47.0%																									
														3PT%	11-25	44.0%																									
														FT%	13-24	54.2%																									

	NIAG	CAN	Dead Ball Rebounds: 7, 1									
Biggest lead	11 (1 st 0:45)	12 (4 th 7:33)	Points from Turnovers	25	13	Period by Period Scoring						
Best Scoring Run	9(4 th 1:14)	13(2 nd 2:25)	Paint	52	38	1st	2nd	3rd	4th	OT1	TOT	
Lead Changes	4		Second Chance	15	14	NIAG	26	7	19	21	14	87
Times Tied	6		Fast Breaks	4	11							
Time with Lead	17:42	22:54	Bench	33	12	CAN	16	18	23	16	13	86

2021-22 CANISIUS WOMEN'S BASKETBALL GAME NOTES

2021-22 BOX SCORES



59

GAME #13

1/13/22

vs. Rider
Koessler Athletic
Center

51



73

GAME #14

1/15/22

vs. Fairfield
Koessler Athletic
Center

37



Rider - 59

Record: 4-10 (2-3)

NO. Name	Min	FG M-A	3P M-A	FT M-A	Rebounds OR DR TOT	Fouls PF FD	TP	AS	TO	ST	Blocks BS BA	+/
13 Raphaela Toussaint	F 23:39	1-5	0-1	2-4	0 5 5	1 4	4	1	1	0	1 0	-2
15 Anna Ekerstedt	F 26:54	1-2	0-0	1-2	2 2 4	2 1	3	1	1	0	1 0	18
20 Lenaëha Evans	G 38:44	7-17	0-1	3-6	4 5 9	1 4	17	2	3	0	0 3	9
24 Makayla Firebaugh	G 37:42	3-11	3-8	4-4	0 5 5	1 4	13	2	2	3	0 1	12
55 Jessica Schiffer	G 33:09	4-11	3-8	0-2	0 4 4	3 2	11	4	1	1	0 0	4
10 Molly Lynch	10:26	0-2	0-1	0-0	1 2 3	0 0	0	1	1	0	0 1	-1
44 Victoria Toomey	19:34	3-6	0-0	1-2	1 6 7	2 1	7	2	1	0	2 2	9
31 Emily Strunk	04:15	0-0	0-0	0-0	0 1 1	1 0	0	0	0	0	0 0	-1
14 Sofie Bruintjes	05:37	2-3	0-0	0-0	1 0 1	0 0	4	0	0	0	0 0	-8
Team					1 1 2			0	2			
Totals		21-57	6-19	11-20	10 31 41	11 16	59	13	12	4	4 7	8

Technical Fouls: NONE

Shooting By Period	1st FG%	2nd FG%	3rd FG%	4th FG%	GMFG%
1st FG%	5-13 38.5%				
2nd FG%	1-2 50.0%				
3rd FG%	5-18 27.8%				
4th FG%	1-5 20.0%				
GMFG%	11-20 55.0%				

Dead Ball Rebounds: 6, 0

Canisius - 51

Record: 2-11 (0-4)

NO. Name	Min	FG M-A	3P M-A	FT M-A	Rebounds OR DR TOT	Fouls PF FD	TP	AS	TO	ST	Blocks BS BA	+/
5 Ella Vaatanen	F 28:05	2-8	0-3	1-2	1 4 5	4 1	5	0	2	1	3 0	-6
21 Kayla Jackson	F 18:41	3-6	0-0	1-2	4 4 8	3 1	7	0	0	1	1 0	-13
0 Shaunae Brown	G 28:06	2-7	0-2	0-0	0 4 4	2 0	4	1	1	1	0 0	-15
14 Dani Haskell	G 33:44	3-14	2-8	2-2	0 1 1	1 3	10	3	2	0	0 2	-1
23 Erika Joseph	G 31:14	5-11	3-7	2-2	0 3 3	3 3	15	1	2	0	0 1	-11
24 Cheyenne Stubbs	20:09	1-5	0-1	0-0	0 0 0	0 0	2	0	1	2	1 0	2
33 Rhay Porter	18:05	2-5	0-0	2-4	7 8 15	1 3	6	1	1	1	0 2	3
2 Lydia Gattozzi	15:09	1-4	0-2	0-0	0 2 2	1 1	2	1	2	0	0 1	0
12 Athina Lexa	06:47	0-1	0-1	0-0	0 0 0	1 0	0	0	2	0	0 0	1
Team					2 3 5		0	1				
Totals		19-61	5-24	8-12	14 29 43	16 11	51	7	14	6	7 4	-8

Technical Fouls: NONE

Shooting By Period	1st FG%	2nd FG%	3rd FG%	4th FG%	GMFG%
1st FG%	4-17 23.5%				
2nd FG%	0-6 0.0%				
3rd FG%	1-2 50.0%				
4th FG%	6-12 50.0%				
GMFG%	11-29 37.9%				

Dead Ball Rebounds: 1, 0

	RID	CAN
Biggest lead	13 (4 th 9:03)	5 (2 nd 4:44)
Best Scoring Run	9 (3 rd 8:41)	11 (4 th 1:32)
Lead Changes	2	
Times Tied	4	
Time with Lead	31:05	05:12

Points from	RID	CAN
Turnovers	15	6
Paint	26	26
Second Chance	6	13
Fast Breaks	22	5
Bench	11	10

Period by Period Scoring	1st	2nd	3rd	4th	TOT
RID	12	11	22	14	59
CAN	9	14	14	14	51



55

GAME #15

1/20/22

at Saint Peter's
Run Baby Run Arena

74



48

GAME #16

1/22/22

at Monmouth
OceanFirst Bank
Center

60



Canisius - 55

Record: 2-13 (0-5)

NO. Name	Min	FG M-A	3P M-A	FT M-A	Rebounds OR DR TOT	Fouls PF FD	TP	AS	TO	ST	Blocks BS BA	+/
5 Ella Vaatanen	F 11:58	0-3	0-2	0-0	0 0 0	2 0	0	0	1	1	0 0	-9
21 Kayla Jackson	F 22:05	4-7	0-0	0-0	2 3 5	4 1	8	1	1	1	0 0	-11
0 Shaunae Brown	G 32:33	4-8	4-6	0-0	0 1 1	1 2	12	4	1	1	0 0	-20
14 Dani Haskell	G 29:59	1-6	1-3	2-2	1 2 3	1 5	5	1	4	3	0 0	-8
23 Erika Joseph	G 31:09	2-7	1-2	3-4	0 2 2	3 4	8	1	0	1	0 1	-14
2 Lydia Gattozzi	19:30	0-2	0-1	2-2	0 1 1	1 2	2	1	4	1	0 0	-16
33 Rhay Porter	06:24	0-0	0-0	0-0	0 1 1	2 0	0	0	0	0	1 0	0
24 Cheyenne Stubbs	24:44	1-3	0-1	4-4	1 0 1	1 2	6	0	3	0	0 0	-10
12 Athina Lexa	24:43	6-12	2-6	0-0	3 1 4	2 1	14	1	2	1	1 1	-7
Team					2 2 4		0	1				
Totals		18-48	8-21	11-12	9 13 22	17 17	55	9	17	8	2 2	-19

Technical Fouls: NONE

Shooting By Period	1st FG%	2nd FG%	3rd FG%	4th FG%	GMFG%
1st FG%	3-8 37.5%				
2nd FG%	2-3 66.7%				
3rd FG%	8-10 80.0%				
4th FG%	6-11 54.5%				
GMFG%	17-32 53.1%				

Dead Ball Rebounds: 0, 0

Saint Peter's - 74

Record: 6-8 (3-2)

NO. Name	Min	FG M-A	3P M-A	FT M-A	Rebounds OR DR TOT	Fouls PF FD	TP	AS	TO	ST	Blocks BS BA	+/
15 Sky Castro	F 17:46	1-2	0-0	0-0	0 3 3	4 1	2	2	1	1	0 0	19
22 Kassondra Brown	G 33:07	7-17	0-1	3-4	3 5 8	1 7	17	3	2	1	1 1	21
3 Nickelle O'Neil	G 32:35	4-4	0-0	2-2	1 3 4	2 4	10	3	1	3	0 0	24
23 Kendrea Williams	G 34:44	10-15	4-7	4-5	1 2 3	2 2	28	2	2	0	0 0	17
24 Courtney Crane	G 24:06	2-7	0-1	1-2	2 0 2	3 1	5	1	1	3	0 0	17
2 Tyara McQueen	15:52	1-3	0-2	0-0	1 0 1	3 0	2	1	1	1	0 0	2
20 Victoria Krenasio	12:44	1-1	0-0	0-0	2 2 4	1 1	2	1	3	0	1 0	-4
32 Imani Felix	03:39	0-0	0-0	0-2	0 2 2	1 1	0	0	0	0	0 0	-1
5 Kaila Dawkins	16:23	3-6	0-0	0-0	0 3 3	0 0	6	1	2	0	0 1	2
0 Binta Salawu	09:04	1-1	0-0	0-0	3 0 3	0 0	2	2	0	0	0 0	-2
Team					2 2 4		0	0				
Totals		30-56	4-11	10-15	15 22 37	17 17	74	16	13	9	2 2	19

Technical Fouls: NONE

Shooting By Period	1st FG%	2nd FG%	3rd FG%	4th FG%	GMFG%
1st FG%	7-13 53.8%				
2nd FG%	3-7 42.9%				
3rd FG%	8-14 57.1%				
4th FG%	1-3 33.3%				
GMFG%	19-37 51.4%				

Dead Ball Rebounds: 3, 0

	CAN	SPU
Biggest lead	4 (1 st 3:21)	23 (4 th 7:56)
Best Scoring Run	5 (3 rd 9:47)	14 (3 rd 0:37)
Lead Changes	7	
Times Tied	4	
Time with Lead	06:10	32:15

Points from	CAN	SPU
Turnovers	10	22
Paint	10	46
Second Chance	11	20
Fast Breaks	2	11
Bench	22	12

Period by Period Scoring	1st	2nd	3rd	4th	TOT
CAN	16	15	10	14	55
SPU	15	21	24	14	74

Canisius - 48

Record: 2-14 (0-7)

NO. Name	Min	FG M-A	3P M-A	FT M-A	Rebounds OR DR TOT	Fouls PF FD	TP	AS	TO	ST	Blocks BS BA	+/
21 Kayla Jackson	F 19:01	4-7	0-0	0-0	2 2 4	3 4	8	0	2	2	0 1	2
0 Shaunae Brown	G 27:23	0-5	0-2	0-0	0 2 2	1 0	0	0	1	0	0 0	-17
12 Athina Lexa	G 27:19	4-12	1-4	1-2	0 5 5	2 2	10	3	3	2	0 1	-10
14 Dani Haskell	G 24:39	4-7	3-6	2-2	0 1 1	4 1	13	2	2	1	0 0	-7
23 Erika Joseph	G 32:52	1-7	1-4	1-2	1 1 2	2 3	4	0	2	2	0 0	-4
2 Lydia Gattozzi	09:48	1-4	0-0	1-1	2 1 3	0 1	3	0	1	0	0 1	2
24 Cheyenne Stubbs	24:59	2-7	1-2	0-0	0 2 2	2 0	5	0	3	1	1 0	-10
33 Rhay Porter	21:53	2-3	0-0	1-4	2 4 6	3 2	5	1	1	1	0 0	-9
5 Ella Vaatanen	12:06	0-1	0-1	0-0	0 1 1	0 0	0	0	2	0	0 0	-7
Team					0 2 2		0	1				
Totals		18-53	6-19	6-11	7 21 28	17 13	48	6	18	9	1 3	-12

Technical Fouls: NONE

Shooting By Period	1st FG%	2nd FG%	3rd FG%	4th FG%	GMFG%
1st FG%	5-14 35.7%				
2nd FG%	1-6 16.7%				
3rd FG%	2-3 66.7%				
4th FG%	5-12 41.7%				
GMFG%	13-39 33.3%				

Dead Ball Rebounds: 4, 1

Monmouth - 60

Record: 9-5 (4-1)

NO. Name		Min	FG M-A	3P M-A	FT M-A	Rebounds OR DR TOT	Fouls PF FD	TP	AS	TO	ST	Blocks BS BA	+/-				
24	Belle Kranbuhl	C 21:36	4-6	0-0	0-0	0 5 5	3 1	8	2	2	0	1 0	12				
0	Stella Clark	G 31:19	4-10	2-5	4-4	2 3 5	1 4	14	5	5	1	0 1	5				
1	Ariana Vanderhoop	G 26:01	3-6	2-2	1-1	1 3 4	2 1	9	0	1	0	0 0	9				
4	Kaci Donovan	G 24:04	2-7	1-4	0-0	1 4 5	1 1	5	1	4	1	1 0	4				
20	Jania Hall	G 26:00	3-6	0-2	2-2	0 2 2	1 4	8	2	1	1	0 0	24				
25	Lucy Thomas	16:03	2-4	0-1	1-2	1 2 3	2 2	5	0	2	2	1 0	4				
5	Antonia Panayides	25:45	1-3	1-3	0-0	0 3 3	1 1	3	1	1	3	0 0	3				
2	Alexa Wallace	21:25	2-4	1-1	3-4	0 2 2	1 2	7	1	1	2	0 0	4				
12	Zareia Chevre	07:47	0-1	0-0	1-2	0 1 1	1 1	1	0	1	0	0 0	-5				
Team							0 4 4	0	2								
Totals			21-47	6-18	12-15	5	29	34	13	17	60	12	20	10	3	12	
															Technical Fouls	1	0

2021-22 CANISIUS WOMEN'S BASKETBALL GAME NOTES

2021-22 BOX SCORES



44

GAME #17
1/24/22
at Marist
McCann Arena

57



62

GAME #18
1/27/22
vs. Quinnipiac
Koessler Athletic
Center

53



NO. Name	Min	FG M-A	3P M-A	FT M-A	Rebounds OR DR TOT	Fouls PF FD	TP	AS	TO	ST	Blocks BS BA	+/-
21 Kayla Jackson	F 14:48	0-0	0-0	0-2	2 5 7	1 3 0	0	2	0	0	0	-2
0 Shaunae Brown	G 29:20	4-12	4-10	0-0	0 4 4	2 0 12	1	2	2	1	0	-16
14 Athina Lexa	G 27:35	3-8	0-2	2-4	0 1 1	3 2 8	1	0	1	0	0	-15
12 Dani Haskell	G 22:36	4-7	2-3	0-0	2 4 6	2 5 10	2	3	0	0	0	-12
23 Erika Joseph	G 33:19	1-7	0-5	0-0	0 2 2	3 0 2	3	3	1	0	0	-5
5 Ella Vaatanen	24:23	1-5	1-4	0-0	1 0 1	1 0 3	1	0	0	0	0	-6
24 Cheyenne Stubbs	14:28	1-5	1-2	0-0	0 2 2	4 0 3	0	1	0	0	1	4
33 Rhay Porter	15:16	0-2	0-0	0-0	1 4 5	3 0 0	1	3	0	2	0	-16
2 Lydia Gattozzi	18:15	2-4	1-2	1-1	1 2 3	1 1 6	0	2	0	0	0	3
Team					2 0 2		0	9				
Totals		16-50	9-28	3-7	9 24 33	20 11 44	9	16	4	3	2	-13

Technical Fouls: NONE

Shooting By Period

1st FG%	2-12	16.7%
3PT%	1-8	12.5%
FT%	0-2	0%
2nd FG%	7-13	53.8%
3PT%	4-7	57.1%
FT%	1-2	50%
3rd FG%	5-12	41.7%
3PT%	3-8	37.5%
FT%	1-2	50%
4th FG%	2-13	15.4%
3PT%	1-5	20.0%
FT%	1-1	100%
GM FG%	16-50	32.0%
3PT%	9-28	32.1%
FT%	3-7	42.9%

Dead Ball Rebounds: 1, 0

Quinnipiac - 62		Record: 11-7 (6-3)												
NO.	Name	Min	FG M-A	3P M-A	FT M-A	Rebounds OR DR TOT	Fouls PF FD	TP	AS	TO	ST	Blocks BS BA	+/-	
30	Mikala Morris	F 27:49	5-13	0-0	0-0	6 1 7	3 3 10	3	3	0	2	4	24	
12	Rose Caverly	G 32:24	1-7	0-2	0-0	1 4 5	0 1 1	2	5	2	1	0	1 6	
22	Mackenzie DeWees	G 38:10	8-17	0-1	1-2	4 6 10	4 1 17	5	1	2	0	1	12	
23	Sajada Bonner	G 14:24	1-2	1-2	0-0	0 0 0	1 0 1	3	0	3	1	0	0 8	
24	Amani Free	G 39:36	4-10	2-6	4-8	2 6 8	2 7 14	2	2	2	1	2	2 9	
21	Jackie Grisdale	19:34	3-8	2-5	0-0	1 1 2	1 0 1	8	0	2	0	0	1 5	
11	Cat Almeida	02:49	0-2	0-0	0-0	0 0 0	0 0 0	0	0	0	0	0	0 -4	
44	Mackenzie Helms	14:17	3-3	0-0	0-0	0 3 3	1 0 1	6	1	2	0	0	0 -1	
4	Grace LaBarge	09:46	1-3	0-1	0-2	0 0 0	1 2 2	0	0	1	1	1	0 -11	
3	Halee Smith	01:11	0-0	0-0	0-0	0 0 0	0 0 0	0	0	0	0	0	0 -3	
Team						3 2 5		0	1					
Totals						26-65	5-17	5-12	17 23 40	13 14 62	16 17 6	5 9 9		
Technical Fouls: NONE														
Shooting By Period														
1st FG%		7-12		58.3%										
3PT%		2-4		50.0%										
FT%		0-2		0%										
2nd FG%		6-18		33.3%										
3PT%		3-9		33.3%										
FT%		1-2		50%										
3rd FG%		7-17		41.2%										
3PT%		0-2		0.0%										
FT%		0-0		0%										
4th FG%		6-18		33.3%										
3PT%		0-2		0.0%										
FT%		4-8		50%										
GM FG%		26-65		40.0%										
3PT%		5-17		29.4%										
FT%		5-12		41.7%										

NO. Name	Min	FG M-A	3P M-A	FT M-A	Rebounds OR DR TOT	Fouls PF FD	TP	AS	TO	ST	Blocks BS BA	+/-
20 Zaria Shazer	F 33:03	6-10	0-0	0-0	2 6 9	2 5 14	1	1	1	1	1	13
32 Samantha Bailey	F 20:36	4-13	0-3	0-0	1 3 4	1 2 8	1	1	0	0	2	11
5 Trinasia Kennedy	G 33:21	6-9	3-4	0-0	0 1 1	2 2 15	4	1	1	0	0	14
22 Anabel Ellison	G 29:08	2-2	2-2	2-6	2 3 5	2 5 8	3	3	1	0	0	6
33 Kendall Krick	G 35:40	1-5	0-2	3-4	0 7 7	2 5 3	2	1	1	0	0	5
13 Julianna Bonilla	17:22	1-6	0-3	1-2	0 0 2	0 3 3	0	0	2	0	0	6
25 Katie Cunningham	17:14	2-4	0-0	0-0	2 1 3	0 0 4	2	0	0	0	0	7
30 Siobhan Boylan	08:23	0-5	0-2	0-0	1 1 2	1 1 0	1	0	1	0	0	7
14 Erin Fox	04:55	0-1	0-0	0-0	0 1 1	1 0 0	0	0	0	0	0	-4
42 McKenna Rife	00:18	0-0	0-0	0-0	0 0 0	0 0 0	0	0	0	0	0	0
Team					2 5 7		0	1				
Totals		22-55	5-16	8-18	13 28 41	11 20 57	15	10	8	2	3	13

Technical Fouls: NONE

Shooting By Period

1st FG%	7-19	36.8%
3PT%	1-4	25.0%
FT%	1-2	50%
2nd FG%	5-11	45.5%
3PT%	1-5	20.0%
FT%	0-4	0%
3rd FG%	4-11	36.4%
3PT%	2-4	50.0%
FT%	6-10	60%
4th FG%	6-14	42.9%
3PT%	1-3	33.3%
FT%	1-2	50%
GM FG%	22-55	40.0%
3PT%	5-16	31.3%
FT%	8-18	44.4%

Dead Ball Rebounds: 6, 0

NO. Name	Min	FG M-A	3P M-A	FT M-A	Rebounds OR DR TOT	Fouls PF FD	TP	AS	TO	ST	Blocks BS BA	+/-
5 Ella Vaatanen	F 22:54	2-8	2-4	0-0	0 5 5	2 0 6	0	2	1	4	0	-1
0 Shaunae Brown	G 24:59	0-3	0-1	0-0	0 0 0	0 1 1	0	1	1	0	0	-14
12 Athina Lexa	G 24:58	4-12	2-6	0-0	0 2 2	1 1 10	1	6	0	0	2	7
14 Dani Haskell	G 30:11	3-6	2-3	8-10	1 2 3	2 6 16	3	2	1	0	0	-5
23 Erika Joseph	G 35:28	2-6	1-1	1-2	0 4 4	3 1 6	2	3	0	0	1	-13
2 Lydia Gattozzi	12:59	0-1	0-0	0-0	0 1 1	1 0 0	0	2	0	0	0	-15
24 Cheyenne Stubbs	29:22	4-8	1-2	0-0	1 6 7	2 1 9	3	1	8	0	0	5
33 Rhay Porter	19:09	3-5	0-0	0-0	1 2 3	3 3 6	0	4	0	5	0	-9
Team					3 2 5		0	2				
Totals		18-49	8-17	9-12	6 24 30	16 13 53	10	23	10	9	5	-9

Technical Fouls: NONE

Shooting By Period

1st FG%	6-11	54.5%
3PT%	3-5	60.0%
FT%	0-0	0%
2nd FG%	3-12	25.0%
3PT%	1-3	33.3%
FT%	2-2	100%
3rd FG%	6-17	35.3%
3PT%	3-6	50.0%
FT%	0-0	0%
4th FG%	3-9	33.3%
3PT%	1-3	33.3%
FT%	7-10	70%
GM FG%	18-49	36.7%
3PT%	8-17	47.1%
FT%	9-12	75.0%

Dead Ball Rebounds: 4, 0

	CAN	MAR
Biggest lead	0 (1st 10:00)	16 (4th 1:26)
Best Scoring Run	6 (2nd 8:33)	9 (1st 1:29)
Lead Changes	0	
Times Tied	0	
Time with Lead	00:00	39:46

Points from	CAN	MAR
Turnovers	7	17
Paint	6	30
Second Chance	5	9
Fast Breaks	0	6
Bench	12	7

Period by Period Scoring	1st	2nd	3rd	4th	TOT
CAN	5	19	14	6	44
MAR	16	11	16	14	57

	QUI	CAN
Biggest lead	13 (3rd 5:29)	1 (2nd 8:27)
Best Scoring Run	9 (3rd 8:36)	7 (2nd 8:27)
Lead Changes	4	
Times Tied	2	
Time with Lead	37:07	01:11

Points from	QUI	CAN
Turnovers	21	15
Paint	30	12
Second Chance	8	0
Fast Breaks	9	12
Bench	16	15

Period by Period Scoring	1st	2nd	3rd	4th	TOT
QUI	16	16	14	16	62
CAN	15	9	15	14	53



78

GAME #19
1/29/22
vs. Siena
Koessler Athletic
Center

81



55

GAME #20
2/3/22
at Iona
Hynes Athletics
Center

66



NO. Name	Min	FG M-A	3P M-A	FT M-A	Rebounds OR DR TOT	Fouls PF FD	TP	AS	TO	ST	Blocks BS BA	+/-
33 Anajah Brown	F 06:38	0-0	0-0	0-0	0 0 0	1 0 0	0	1	0	0	0	2
3 Rayshel Brown	G 34:04	12-14	0-0	0-0	3 4 7	2 1 24	0	2	0	0	0	-2
5 Deanna Winston	G 28:21	0-2	0-0	0-0	0 1 1	5 1 0	4	3	0	0	0	-3
14 Anja Knoflach	G 16:11	1-2	1-2	0-0	0 3 3	2 0 3	1	1	0	0	0	1
20 Margo Peterson	G 26:29	4-10	2-6	2-2	2 0 2	4 2 12	0	1	2	2	1	-6
0 Selenia Philoxy	27:15	6-10	0-0	8-11	0 4 4	1 7 20	1	1	1	1	0	-10
12 Imani Harris	28:31	4-8	0-0	0-0	0 2 2	5 1 8	5	4	4	0	0	3
4 Valencia Fontenelle-Possion	21:04	2-3	0-0	6-8	1 4 5	1 4 10	0	1	2	0	0	2
13 Cheyenne Talbot	11:20	0-0	0-0	1-2	0 1 1	0 1 1	1	2	0	2	0	-1
24 Haley Blasetti	00:07	0-0	0-0	0-0	0 0 0	0 0 0	0	0	0	0	0	-1
Team					0 2 2		0	0				
Totals		29-49	3-8	17-23	6 21 27	17 20 78	12	16	9	5	1	-3

Technical Fouls: HARRIS 3rd 3:30

Shooting By Period

1st FG%	6-10	60.0%
3PT%	1-2	50.0%
FT%	0-2	0%
2nd FG%	7-11	63.6%
3PT%	0-2	0.0%
FT%	4-4	100%
3rd FG%	9-16	56.3%
3PT%	2-3	66.7%
FT%	8-10	80%
4th FG%	7-12	58.3%
3PT%	0-1	0.0%
FT%	5-7	71.4%
GM FG%	29-49	59.2%
3PT%	3-8	37.5%
FT%	17-23	73.9%

Dead Ball Rebounds: 2, 0

Canisius - 55		Record: 3-17 (1-10)												
NO.	Name	Min	FG M-A	3P M-A	FT M-A	Rebounds OR DR TOT	Fouls PF FD	TP	AS	TO	ST	Blocks BS BA	+/-	
5	Ella Vaatanen	F 26:12	3-5	3-4	0-0	1 1 2	3 0 9	0	2	2	2	1 0	-3	
0	Shaunae Brown	G 26:53	2-7	2-4	0-0	0 3 3	0 0 6	1	2	0	0	0	-15	
12	Athina Lexa	G 29:46	5-8	2-4	2-2	0 4 4	0 2 14	3	2	2	0	0	-6	
14	Dani Haskell	G 32:01	5-12	1-4	0-0	2 4 6	5 3 11	6	2	1	0	2	-14	
23	Erika Joseph	G 33:53	2-11	2-8	0-0	0 1 1	1 0 6	3	2	0	0	1	-8	
33	Rhay Porter	14:37	0-2	0-0	0-0	0 3 3	3 0 0	1	3	2	0	0	-12	
2	Lydia Gattozzi	19:44	3-4	0-0	1-1	0 2 2	1 1 7	0	4	1	0	0	7	
24	Cheyenne Stubbs	16:54	1-4	0-1	0-0	1 2 3	2 2 2	2	1	3	1	0	-4	
Team						1 2 3		0						
Totals			21-53	10-25	3-3	5 22 27	15 8 55	15	20	9	1	3	-11	
Technical Fouls:NONE														
Shooting By Period														
1 st FG%		4-13		30.8%										
3PT%		2-5		40.0%										
FT%		0-0		0%										
2 nd FG%		7-13		53.8%										
3PT%		6-10		60.0%										
FT%		0-0		0%										
3 rd FG%		3-12		25.0%										
FT%		1-5		20.0%										
FT%		2-2		100%										
4 th FG%		7-15		46.7%										
3PT%		1-5		20.0%										
FT%		1-1		100%										
GM FG%		21-53		39.6%										
3PT%		10-25		40.0%										
FT%		3-3		100.0%										

2021-22 CANISIUS WOMEN'S BASKETBALL GAME NOTES

2021-22 BOX SCORES



54

GAME #21
2/5/22
at Fairfield
Webster Bank Arena

63



GAME #22
2/7/22
at Quinnipiac
People's United
Center



Canisius - 54										Record: 3-18 (1-11)													
NO.	Name	Min	FG M-A	3P M-A	FT M-A	Rebounds OR DR TOT	Fouls PF FD	TP	AS	TO	ST	Blocks BS BA	+/-										
5	Ella Vaatanen	F 18:46	2-4	2-4	0-0	1 8 9	4 2 6	0	2	0	0	1	-5										
0	Shaunae Brown	G 41:20	6-10	2-5	1-2	0 3 3	2 2 15	0	2	0	0	0	-9										
12	Athina Lexa	G 28:56	4-11	0-3	0-0	2 1 3	1 1 8	1	3	1	0	1	-2										
14	Dani Haskell	G 36:26	1-9	1-8	2-2	0 2 2	1 2 5	3	3	1	0	1	-14										
23	Erika Joseph	G 40:13	2-7	1-3	0-0	0 1 1	3 0 5	1	1	0	1	1	-10										
33	Rhay Porter	26:54	3-4	0-0	0-0	2 7 9	3 0 6	0	5	0	0	0	-6										
2	Lydia Gattozzi	15:24	3-3	0-0	0-1	0 3 3	0 1 6	0	1	1	0	0	-5										
24	Cheyenne Stubbs	17:01	1-3	1-1	0-0	1 3 4	2 1 3	1	4	0	0	0	6										
Team						0 0 0				0	1												
Totals			22-51	7-24	3-5	6 28 34	16 9 54	6	22	3	2	3	-9										
														Technical Fouls: NONE									
														Shooting By Period									
														1st FG% 6-17 35.3%									
														3PT% 4-10 40.0%									
														FT% 0-0 0%									
														2nd FG% 3-8 37.5%									
														3PT% 0-1 0.0%									
														FT% 0-1 0%									
														3rd FG% 4-6 66.7%									
														3PT% 0-1 0.0%									
														FT% 3-4 75%									
														4th FG% 8-12 66.7%									
														3PT% 3-6 50.0%									
														FT% 0-0 0%									
														OT FG% 1-8 12.5%									
														3PT% 0-6 0.0%									
														FT% 0-0 0%									
														GM FG% 22-51 43.1%									
														3PT% 7-24 29.2%									
														FT% 3-5 60.0%									
														Dead Ball Rebounds: 2, 7									

Fairfield - 63										Record: 15-6 (12-1)										Dear Ball Rebounds: 8, 2									
NO.	Name	Min	FG M-A	3P M-A	FT M-A	Rebounds OR DR TOT	Fouls PF FD	TP	AS	TO	ST	Blocks BS BA	+/-	Shooting By Period															
23	Callie Cavanaugh	F 40:42	6-17	0-1	2-4	2 3 5	4 3 14	1	2	2	1	0	7	1 st	FG%	4-17	23.5%												
41	Andrea Hernangomez	F 32:11	5-14	0-1	0-0	2 4 6	0 1 10	1	2	3	1	0	-5	1 st	3PT%	1-5	20.0%												
22	Rachel Hakes	G 45:00	3-8	2-4	0-0	3 6 9	0 3 8	7	2	0	0	2	9	1 st	FT%	0-0	0%												
30	Sam Lewis	G 38:41	5-17	4-14	0-0	0 2 2	0 0 14	1	0	1	1	0	9	2 nd	FG%	4-13	30.8%												
31	Sydney Lowery	G 42:59	3-7	2-4	2-4	2 6 8	3 3 10	3	1	1	0	0	14	2 nd	3PT%	2-4	50.0%												
42	Mackenzie Martin	06:41	0-2	0-0	0-0	1 0 1	0 0 0	0	0	0	0	0	5	2 nd	FT%	1-2	50%												
3	Janelle Brown	18:45	0-2	0-1	7-10	1 0 1	2 6 7	1	3	3	0	0	6	3 rd	FG%	7-16	43.8%												
25	Mackenzie Daleba	00:01	0-0	0-0	0-0	0 0 0	0 0 0	0	0	0	0	0	0	3 rd	3PT%	2-4	50.0%												
Team						0 0 0	0 0 0	0	0	0	0	0	0	3 rd	FT%	2-4	50%												
Totals			22-67	8-25	11-18	11 21 32	9 16 63	14	10	10	3	2	9	4 th	FG%	4-14	28.6%												
														3PT%				2-9	22.2%										
														FT%				4-6	66.7%										
														OT FG%				3-7	42.9%										
														3PT%				1-3	33.3%										
														FT%				4-6	66.7%										
														GM FG%				22-67	32.8%										
														3PT%				8-25	32.0%										
														FT%				11-18	61.1%										
														Dear Ball Rebounds:				8, 2											

2021-22 CANISIUS WOMEN'S BASKETBALL GAME NOTES

2021-22 OVERALL STATISTICS

Game Records

Record	Overall	Home	Away	Neutral
ALL GAMES	3-18	3-8	0-10	0-0
CONFERENCE	1-11	1-6	0-5	0-0
NON-CONFERENCE	2-7	2-2	0-5	0-0

Score by Periods

Team	1st	2nd	3rd	4th	OT	TOT
Canisius	259	294	313	298	15	1179
Opponents	314	334	407	364	25	1444

Team Box Score

No.	Player				Total		3-Point		F-Throw		Rebounds											
		GP-GS	MIN	AVG	FG-FGA	FG%	3FG-3FGA	3FG%	FT-FTA	FT%	OFF	DEF	TOT	AVG	PF	DQ	A	TO	BLK	STL	PTS	AVG
14	HASKELL, Dani	21-21	657:30	31.3	94-257	.366	45-146	.308	59-70	.843	18	63	81	3.9	40	1	59	70	2	28	292	13.9
23	JOSEPH, Erika	20-20	684:16	34.2	63-192	.328	34-97	.351	17-30	.567	19	38	57	2.9	45	1	27	35	3	12	177	8.9
0	BROWN, Shaunae	21-21	616:37	29.4	57-174	.328	29-84	.345	12-21	.571	6	43	49	2.3	26	0	46	53	1	11	155	7.4
2	GATTOZZI, Lydia	21-1	415:32	19.8	46-117	.393	9-36	.250	32-44	.727	16	32	48	2.3	28	0	15	41	3	7	133	6.3
12	LEXA, Athina	19-6	365:51	19.3	42-105	.400	13-45	.289	11-18	.611	6	31	37	1.9	33	0	19	46	2	12	108	5.7
21	JACKSON, Kayla	16-16	309:19	19.3	34-70	.486	0-2	.000	20-43	.465	35	67	102	6.4	37	0	7	27	5	19	88	5.5
24	STUBBS, Cheyenne	21-1	383:03	18.2	32-87	.368	20-44	.455	13-14	.929	11	26	37	1.8	22	0	18	32	2	25	97	4.6
5	VAATANEN, Ella	21-19	451:30	21.5	28-99	.283	16-54	.296	4-12	.333	21	44	65	3.1	48	1	12	34	22	15	76	3.6
33	PORTER, Rhay	20-0	349:47	17.5	23-45	.511	0-0	.000	7-27	.259	35	76	111	5.6	53	1	10	35	29	14	53	2.7
13	KARATASIOU, Xanthippi	2-0	18:01	9.0	0-0	.000	0-0	.000	0-0	.000	0	1	1	0.5	4	0	0	2	0	1	0	0.0
Team											49	42	91					24				
Total		21	4251		419-1146	.366	166-508	.327	175-279	.627	216	463	679	32.3	336	4	213	399	69	144	1179	56.1
Opponents		21	4250		555-1251	.444	106-340	.312	228-340	.671	269	541	810	38.6	326	6	301	314	68	170	1444	68.8

Team Statistics

	CANIS	OPP
Scoring	1179	1444
Points per game	56.1	68.8
Scoring margin	-12.6	-
Field goals-att	419-1146	555-1251
Field goal pct	.366	.444
3 point fg-att	166-508	106-340
3-point FG pct	.327	.312
3-pt FG made per game	7.9	5.0
Free throws-att	175-279	228-340
Free throw pct	.627	.671
F-Throws made per game	8.3	10.9
Rebounds	679	810
Rebounds per game	32.3	38.6
Rebounding margin	-6.2	-
Assists	213	301
Assists per game	10.1	14.3
Turnovers	399	314
Turnovers per game	19.0	15.0
Turnover margin	-4.0	-
Assist/turnover ratio	0.5	1.0
Steals	144	170
Steals per game	6.9	8.1
Blocks	69	68
Blocks per game	3.3	3.2
Winning streak	0	-
Home win streak	1	-
Attendance	4556	6547
Home games-Avg/Game	11-414	10-655
Neutral site-Avg/Game	-	0-0

Team Results

Date	Opponent		Score	Att.
11/09/2021	at Buffalo	L	42-102	1189
11/13/2021	at Binghamton	L	56-73	1000
11/17/2021	at St. Bonaventure	L	59-67	350
11/20/2021	Colgate	W	61-58	746
11/23/2021	Detroit Mercy	W	64-55	542
11/27/2021	Robert Morris	L	43-57	569
12/01/2021	at Duquesne	L	60-69	503
12/08/2021	Youngstown St.	L	66-69	541
12/15/2021	at Albany (NY)	L	46-65	835
12/19/2021	Saint Peter's	L	55-65	408
12/21/2021	Manhattan	L	63-85	404
01/09/2022	Niagara	Lot	86-87	337
01/13/2022	Rider	L	51-59	504
01/15/2022	Fairfield	L	37-73	505
01/20/2022	at Saint Peter's	L	55-74	250
01/22/2022	at Monmouth	L	48-60	342
01/24/2022	at Marist	L	44-57	1228
01/27/2022	Quinnipiac	L	53-62	0
01/29/2022	Siena	W	81-78	0
02/03/2022	at Iona	L	55-66	237
02/05/2022	at Fairfield	Lot	54-63	613



2021-22 CANISIUS WOMEN'S BASKETBALL GAME NOTES

2021-22 MAAC STATISTICS

Game Records

Record	Overall	Home	Away	Neutral
ALL GAMES	1-11	1-6	0-5	0-0
CONFERENCE	1-11	1-6	0-5	0-0
NON-CONFERENCE	0-0	0-0	0-0	0-0

Score by Periods

Team	1st	2nd	3rd	4th	OT	TOT
Canisius	153	178	167	169	15	682
Opponents	179	188	249	188	25	829

Team Box Score

No.	Player				Total		3-Point		F-Throw		Rebounds													
		GP-GS	MIN	AVG	FG-FGA	FG%	3FG-3FGA	3FG%	FT-FTA	FT%	OFF	DEF	TOT	AVG	PF	DQ	A	TO	BLK	STL	PTS	AVG		
14	HASKELL, Dani	12-12	374:27	31.2	49-134	.366	29-79	.367	31-38	.816	11	30	41	3.4	25	1	35	37	2	15	158	13.2		
12	LEXA, Athina	12-6	271:08	22.6	37-92	.402	12-38	.316	9-16	.563	6	25	31	2.6	22	0	15	28	1	8	95	7.9		
0	BROWN, Shaunae	12-12	349:19	29.1	34-91	.374	20-47	.426	6-9	.667	1	29	30	2.5	13	0	23	24	1	6	94	7.8		
23	JOSEPH, Erika	11-11	358:49	32.6	27-101	.267	15-51	.294	9-13	.692	5	17	22	2.0	29	1	17	22	3	5	78	7.1		
2	GATTOZZI, Lydia	12-1	218:25	18.2	26-51	.510	4-13	.308	20-27	.741	9	17	26	2.2	13	0	8	27	0	4	76	6.3		
21	JACKSON, Kayla	7-7	134:54	19.3	16-30	.533	0-0	.000	4-9	.444	14	23	37	5.3	15	0	3	8	2	10	36	5.1		
24	STUBBS, Cheyenne	12-1	261:44	21.8	21-61	.344	12-28	.429	5-6	.833	6	19	25	2.1	20	0	14	22	2	20	59	4.9		
5	VAATANEN, Ella	12-10	266:03	22.2	17-62	.274	11-32	.344	3-6	.500	13	28	41	3.4	28	0	5	20	16	10	48	4.0		
33	PORTER, Rhay	12-0	218:14	18.2	17-31	.548	0-0	.000	4-19	.211	22	48	70	5.8	32	1	8	25	19	8	38	3.2		
Team											27	19	46					13						
Total		12	2453		244-653	.374	103-288	.358	91-143	.636	114	255	369	30.8	197	3	128	226	46	86	682	56.8		
Opponents		12	2450		321-703	.457	56-179	.313	131-206	.636	149	312	461	38.4	170	2	182	182	34	103	829	69.1		

Team Statistics

	CANIS	OPP
Scoring	682	829
Points per game	56.8	69.1
Scoring margin	-12.3	-
Field goals-att	244-653	321-703
Field goal pct	.374	.457
3 point fg-att	103-288	56-179
3-point FG pct	.358	.313
3-pt FG made per game	8.6	4.7
Free throws-att	91-143	131-206
Free throw pct	.636	.636
F-Throws made per game	7.6	10.9
Rebounds	369	461
Rebounds per game	30.8	38.4
Rebounding margin	-7.7	-
Assists	128	182
Assists per game	10.7	15.2
Turnovers	226	182
Turnovers per game	18.8	15.2
Turnover margin	-3.7	-
Assist/turnover ratio	0.6	1.0
Steals	86	103
Steals per game	7.2	8.6
Blocks	46	34
Blocks per game	3.8	2.8
Winning streak	0	-
Home win streak	1	-
Attendance	2158	2670
Home games-Avg/Game	7-308	5-534
Neutral site-Avg/Game	-	0-0

Team Results

Date	Opponent		Score	Att.
12/19/2021	Saint Peter's	L	55-65	408
12/21/2021	Manhattan	L	63-85	404
01/09/2022	Niagara	Lot	86-87	337
01/13/2022	Rider	L	51-59	504
01/15/2022	Fairfield	L	37-73	505
01/20/2022	at Saint Peter's	L	55-74	250
01/22/2022	at Monmouth	L	48-60	342
01/24/2022	at Marist	L	44-57	1228
01/27/2022	Quinnipiac	L	53-62	0
01/29/2022	Siena	W	81-78	0
02/03/2022	at Iona	L	55-66	237
02/05/2022	at Fairfield	Lot	54-63	613

