



WOMEN'S BASKETBALL GAME NOTES

Koessler Athletic Center ▶ 2001 Main Street ▶ Buffalo, N.Y. 14208 ▶ Phone: (716) 888-8266
gogriffs.com ▶ @GriffsWBB ▶ @MAACSports ▶ #Griffs ▶ #MAACHoops

GOLDEN GRIFFINS

4-21
OVERALL

2-14
MAAC

—/—
RANKS (AP/USA TODAY)



AT



7-16
OVERALL

BRONCS

5-9
MAAC

—/—
RANKS (AP/USA TODAY)

Sahar Nusseibeh
HEAD COACH, 1ST SEASON

4-21 (.160)
RECORD AT CANISIUS, 1ST SEASON

Lynn Milligan
HEAD COACH, 15TH SEASON

185-263 (.413)
RECORD AT RIDER, 15TH SEASON

2021-22 SCHEDULE

DATE	OPPONENT	TV	TIME/RESULT
NOVEMBER (2-4)			
11/9	at Buffalo	ESPN3	L, 42-102
11/13	at Binghamton	ESPN3	L, 56-73
11/17	at St. Bonaventure	ESPN+	L, 59-67
11/20	COLGATE	ESPN3	W, 61-58
11/23	DETROIT MERCY	ESPN3	W, 64-55
11/27	ROBERT MORRIS	ESPN3	L, 43-57
DECEMBER (0-5)			
12/1	at Duquesne	ESPN+	L, 60-69
12/8	YOUNGSTOWN STATE	ESPN3	L, 66-69
12/15	at UAlbany	ESPN+	L, 46-65
12/19	SAINT PETER'S*	ESPN3	L, 55-65
12/21	MANHATTAN*	ESPN3	L, 63-85
JANUARY (1-7)			
1/9	NIAGARA*	ESPN3	L, 86-87 (OT)
1/13	RIDER*	ESPN3	L, 51-59
1/15	FAIRFIELD*	ESPN3	L, 37-73
1/20	at Saint Peter's*	ESPN+	L, 55-74
1/22	at Monmouth*	ESPN+	L, 48-60
1/24	at Marist*	ESPN3	L, 44-57
1/27	QUINNIPIAC*	ESPN3	L, 53-62
1/29	SIENA*	ESPN3	W, 81-78
FEBRUARY (1-5)			
2/3	at Iona*	ESPN+	L, 55-66
2/5	at Fairfield*	ESPN+	L, 54-63 (OT)
2/7	at Quinnipiac*	ESPN+	L, 55-76
2/10	MONMOUTH*	ESPN3	L, 52-62
2/12	MARIST*	ESPN3	W, 65-61
2/17	at Manhattan*	ESPN+	L, 62-86
2/19	at Rider*	ESPN3	TODAY
2/24	at Siena*	ESPN+	7 p.m.
2/26	at Niagara*	ESPN3	2 p.m.
MARCH			
3/5	IONA*	ESPN3	1 p.m.
2022 MAAC BASKETBALL CHAMPIONSHIP			
<i>Jim Whelan Boardwalk Hall (Atlantic City, N.J.)</i>			
3/8	First Round	TBA	TBD
3/9-10	Quarterfinals	TBA	TBD
3/11	Semifinals	TBA	TBD
3/12	Championship Game	TBA	TBD
Home games in Bold and CAPS			
<i>All times Eastern, subject to change</i>			

* - Metro Atlantic Athletic Conference (MAAC) Game

GAME NO.

25

CANISIUS AT RIDER

Date: Saturday, February 19, 2022

Location: Lawrenceville, N.J.

Venue: Alumni Gym (1,650)



Play-by-Play: Jon Mozes

Analyst: Phyllis Mangina

OPENING TIP

The Canisius women's basketball team continues its four-game road swing this afternoon when the Griffis play Rider at Alumni Gym in Lawrenceville, N.J. Tipoff between the Golden Griffins and Broncs is scheduled for 2 p.m.

LAST TIME OUT

Manhattan shot 55 percent from the floor as four Jaspers recorded a double-digit point total, leading to an 86-62 victory over Canisius from Draddy Gymnasium on Thursday.

Courtney Warley paced the Jaspers' high-powered offense, scoring 19 points with eight rebounds. **Brazil Harvey-Carr** added 18 points, while **Dee Dee Davis** chipped in 16 points and **Jade Blagrove** had 12 points and eight rebounds.

Sophomore **Dani Haskell** scored 19 of her game-high 21 points in the second half. Haskell also added five assists to her stat line. Freshman **Athina Lexa** netted 14 points while junior **Shaunae Brown** and senior **Erika Joseph** chipped in 10 points apiece for Canisius.

SERIES HISTORY

Canisius and Rider will meet for the 50th time this afternoon. The Griffis own a 33-16 advantage in the series, including a 16-8 mark in Lawrenceville.

Rider has won nine of the last 12 in the series, which includes seven of the last eight.

The Broncs were victorious in the previous meeting earlier this year in Buffalo on Jan. 13, 59-51. Canisius trailed by as much as 13 early in the fourth quarter, but its comeback attempt fell short. Freshman **Rhay Porter** had 15 rebounds in the defeat.

UP NEXT

Canisius continues its four-game road trip Thursday when the Griffis travel east on Interstate 90, squaring off against Siena at 7 p.m.



Overall vs. Rider: Canisius leads, 33-16

at Canisius: Canisius leads, 17-7

at Rider: Manhattan leads, 16-8

at Neutral Sites: Rider leads, 1-0

First Meeting: 3/12/82 at Greenvale, N.Y. — L, 73-75

Last Meeting: 1/13/22 at Canisius — L, 51-59

Last Victory: 1/26/19 at Rider — W, 62-49

SCOUTING REPORT



56.5	POINTS PER GAME >>	57.9
.358	FIELD GOAL PCT. >>	.389
.314	<< 3-POINT FG PCT.	.302
.633	FREE THROW PCT. >>	.703
32.6	REBOUNDS PER GAME >>	33.1
9.9	ASSISTS PER GAME >>	12.5
3.4	BLOCKS PER GAME >>	4.5
6.8	STEALS PER GAME >>	8.7
69.2	SCORING DEFENSE >>	63.4
.445	FIELD GOAL DEFENSE >>	.372
.292	3-POINT FG DEFENSE >>	.274
-7.1	<< REBOUND MARGIN	-7.3
0.5	AST/TO RATIO >>	0.7

COMMUNICATIONS

MARSHALL HAIM

Athletic Communications Graduate Assistant

Email: haimm@canisius.edu

Phone: (716) 465-4945 (mobile)

LAST GAME'S STARTING FIVE

0 BROWN JR • GUARD	5 VÄÄNÄNEN GR • FORWARD	12 LEXA FR • GUARD	14 HASKELL SO • GUARD	23 JOSEPH SR • GUARD
MPG 29.8	MPG 20.6	MPG 21.0	MPG 31.3	MPG 33.8
PPG 7.8	PPG 3.4	PPG 7.2	PPG 14.1	PPG 8.5
FG% 32.9%	FG% 27.2%	FG% 41.0%	FG% 36.6%	FG% 31.6%
RPG 2.4	RPG 2.9	RPG 2.5	RPG 4.0	RPG 2.9
APG 2.2	BPG 1.1	APG 1.0	APG 2.9	APG 1.3

2021-22 CANISIUS WOMEN'S BASKETBALL ROSTER AND TV CHART

NUMERICAL ROSTER

NO.	NAME	POS	HT	YEAR	HOMETOWN / PREVIOUS SCHOOL(S)	PRONUNCIATION
0	Shaunae Brown	G	5'5"	Jr.	Toronto, Ontario / J. Addison	Shaw-NAY
2	Lydia Gattozzi	G	5'10"	Fr.	Chardon, Ohio / Beaumont	Guh-TOE-zee
5	Ella Väättänen	F	6'1"	Gr.	Helsinki, Finland / Mäkelänrinne / LIU	VAH-ta-nihnn
10	Giana Hernandez-Boulden	G	6'1"	So.	Hamilton, N.J. / Trenton Catholic Academy / Rhode Island	Boll-din
11	Hannah Dolan	G	5'10"	Fr.	Williamsville, N.Y. / Williamsville South / Northfield Mt. Hermon (Mass.)	DOH-lin
12	Athina Lexa	G	5'9"	Fr.	Thessaloniki, Greece / Hellenic College of Thessaloniki	Uh-theen-uh LEHK-suh
13	Xanthippi Karatasiou	G	5'9"	Fr.	Katerini, Greece / High School of Kontariotissa	Zan-thip-EE Care-uh-tas-you
14	Dani Haskell	G	5'6"	So.	Franklinville, N.Y. / Franklinville	Hass-KULL
15	Èlia Páez	G	5'9"	Fr.	Sabadell, Spain / Escola Pia Sabadell	EH-lee-uh PIES
20	Jane McCauley	G	5'9"	Jr.	New Rochelle, N.Y. / The Ursuline School / Vermont	muh-KAHL-lee
21	Kayla Jackson	F	5'11"	Sr.	Rochester, N.Y. / Aquinas Institute / UMBC	
23	Erika Joseph	G	5'8"	Sr.	Toronto, Ontario / J. Addison	
24	Cheyenne Stubbs	G	5'5"	Fr.	Bradenton, Fla. / Braden River	SHY-ann
33	Rhay Porter	F	6'1"	Fr.	Scotia, N.Y. / Wilbraham and Monson Academy (Mass.)	Ray

COACHING & SUPPORT STAFF

HEAD COACH: Sahar Nusseibeh (American '09), 1st season
(Suh-HAR new-SAY-bey)








ASSISTANT COACH: Jared Zeidman (Quinnipiac '08), 1st season
(ZIGHD-mihn - rhymes with sighed)

ASSISTANT COACH: Krista Beechy (Grove City '10), 1st season
(BEACH-ee)

ACADEMIC & OPERATIONS COACH: Ben Lober
(Michigan State '20), 2nd Season

ATHLETIC TRAINER: Taylor Kenney
(SUNY Cortland '19), 2nd season at Canisius, 1st with program

GLOBAL OUTLOOK

	New York	5		Finland	1		Ohio	1
	Greece	2		Florida	1		Spain	1
	Ontario	2		New Jersey	1			

TELEVISION CHART

						
0 SHAUNAE BROWN Jr. • G • 5'5" Toronto, Ontario	2 LYDIA GATTOZZI Fr. • G • 5'10" Chardon, Ohio	5 ELLA VÄÄTTÄNEN Gr. • F • 6'1" Helsinki, Finland	10 GIANA HERNANDEZ-BOULDEN So. • G • 6'1" Hamilton, N.J.	11 HANNAH DOLAN Fr. • G • 5'10" Williamsville, N.Y.	12 ATHINA LEXA Fr. • G • 5'9" Thessaloniki, Greece	13 XANTHIPPI KARATASIOU Fr. • G • 5'9" Katerini, Greece
						
14 DANI HASKELL So. • G • 5'6" Franklinville, N.Y.	15 ÈLIA PÁEZ Fr. • G • 5'9" Sabadell, Spain	20 JANE MCCAULEY Jr. • G • 5'9" New Rochelle, N.Y.	21 KAYLA JACKSON Sr. • F • 5'11" Rochester, N.Y.	23 ERIKA JOSEPH Sr. • G • 5'8" Toronto, Ontario	24 CHEYENNE STUBBS Fr. • G • 5'5" Bradenton, Fla.	33 RHAY PORTER Fr. • F • 6'1" Scotia, N.Y.
						
SAHAR NUSSSEIBEH Head Coach • 1st Season American '09	JARED ZEIDMAN Assistant Coach • 1st Season Quinnipiac '08	KRISTA BEECHY Assistant Coach • 1st Season Grove City '10	BEN LOBER Academic & Ops Coach • 2nd Season Michigan State '20	TAYLOR KENNEY Athletic Trainer • 1st Season SUNY Cortland '19		



2021-22 CANISIUS WOMEN'S BASKETBALL GAME NOTES

GRIFFS TRENDS

NUSSEIBEH

CATEGORY	2021-22	ERA
Overall	4-21	4-21
MAAC	2-14	2-14
Non-Conference	2-7	2-7
vs. Power 5	0-0	0-0
vs. Non-Power 5	2-7	2-7

Home	4-9	4-9
Away	0-12	0-12
Neutral	0-0	0-0

Day Games (before 5 p.m.)	3-9	3-9
Night Games (5 p.m. or later)	1-12	1-12

November	2-4	2-4
December	0-5	0-5
January	1-7	1-7
February	1-5	1-5
March	0-0	0-0

Leading at Halftime	3-5	3-5
Trailing at Halftime	1-15	1-15
Tied at Halftime	0-1	0-1

Leading with 5:00 Left	3-1	3-1
Trailing with 5:00 Left	1-20	1-20
Tied with 5:00 Left	0-0	0-0

In Overtime	0-2	0-2
-------------	-----	-----

Canisius Outrebounds Opponent	2-5	2-5
Opponent Outrebounds Canisius	2-16	2-16
Teams Tied in Rebounds	0-0	0-0

Canisius Has More Turnovers	3-15	3-15
Opponent Has More Turnovers	1-5	1-5
Teams Tied in Turnovers	0-1	0-1

Canisius Has More FT Attempts	4-5	4-5
Opponent Has More FT Attempts	0-15	0-15
Teams Tied in FT Attempts	0-1	0-1

Canisius Shoots 50% or Higher	1-0	1-0
Canisius Shoots Less than 50%	3-21	3-21

Canisius Outshoots Opponent	2-3	2-3
Opponent Outshoots Canisius	2-18	2-18
Teams Tied in FG%	0-0	0-0

Canisius Bench Outscores Opponent	0-5	0-5
Opponent Bench Outscores Canisius	2-16	2-16
Canisius is Tied in Bench Points	2-0	2-0

Canisius Scores 59 Points or Less	0-16	0-16
Canisius Scores 60-69 Points	3-4	3-4
Canisius Scores 70-79 Points	0-0	0-0
Canisius Scores 80-89 Points	1-1	1-1
Canisius Scores 90-99 Points	0-0	0-0
Canisius Scores 100+ Points	0-0	0-0

Canisius Allows 59 Points or Less	2-3	2-3
Canisius Allows 60-69 Points	1-10	1-10
Canisius Allows 70-79 Points	1-4	1-4
Canisius Allows 80-89 Points	0-3	0-3
Canisius Allows 90-99 Points	0-0	0-0
Canisius Allows 100+ Points	0-1	0-1

MISCELLANEOUS STREAKS

Consecutive Games with a 3-PT FG	307
Consecutive Games Holding Opponent Under 100 Pts	24
100-Point Games in Program History	12
100-Point Games Under Sahar Nusseibeh	0
Canisius' All-Time OT Record	27-24
Canisius' Last OT Game	2/5/22 at Fairfield — L, 54-63 (OT)

NUMBERS TO KNOW

1

Canisius leads the MAAC and is ranked 36th nationally in 3-point field goals per game this season, averaging 8.0 per contest. Monmouth is second in the MAAC with its 6.4 figure, which is good for 115th amongst Division I schools.

Freshman **RHAY PORTER** recorded her 10th multi-block performance of the season in Thursday's loss at Manhattan. It is the most games with two-plus rejections since **CRYSTAL PORTER** also had 10 during the 2014-15 campaign.

10

Three freshmen have recorded multiple 10-point performances this season for the Griffis: **ATHINA LEXA** (8), **LYDIA GATTOZZI** (4) and **CHEYENNE STUBBS** (2). It is the first time since 2010-11 that there has been at least three freshmen with multiple 10-point games (**JAMIE RUTLE** - 12, **JEN MORABITO** - 8, **JEN LENNOX** - 3, **COURTNEY VANDEBOVENKAMP** - 3).

Sophomore **DANI HASKELL** and freshman **ATHINA LEXA** are averaging 13.2 points per game over the team's last five games. Lexa has the higher field goal percentage of the two, making 41.9 percent of her shots (26-of-62), compared to Haskell's .333 mark (22-of-66).

13.2

307

Canisius has made a 3-pointer in each of its last 307 games. The last time the Griffis did not make a 3-pointer was in a 66-56 loss to Iona on Feb. 18, 2011, which snapped a then-NCAA record of 510 consecutive games with at least one made 3-pointer. Dating back to the 1993-94 season, the Griffis have made a 3-pointer 816 of its last 817 games.

GUARD - #14 DANI HASKELL



Sophomore guard **DANI HASKELL** scored 19 of her 21 points in the second half of Thursday's loss to Manhattan. It is Haskell's fifth 20-point game of her career, all of which have come this season.

WHAT IS A GRIFFIN?

The Griffin is a mythical creature of supposed gigantic size that has the head, forelegs and wings of an eagle and the hindquarters, tail and ears of a lion. They are well known for their speed, ability to fly and having eyes like an eagle as well as the strength and courage of a lion.

Griffins have been known for centuries as symbols of strength and vigilance, have been called "The Hounds of Zeus" in Greek mythology and are said to have mastery of both the land and sky.

They are thought to be from India, where the natives of the land made their talons and claws into drinking cups because the talon of a Griffin was said to detect poison in a liquid. Griffins would find gold in the mountains and line their nests with it and as a result, were forced to become great guardians of the nests to keep the hunters away.



2021-22 CANISIUS WOMEN'S BASKETBALL GAME NOTES



AROUND THE MAAC

2021-22 PLAYERS OF THE WEEK

Nov. 15	Player	Zaria Shazer (Marist)
	Rookie	Aaliyah Parker (Niagara)
Nov. 24	Player	Courtney Warley (Manhattan)
	Rookie	Aaliyah Parker (Niagara)
Nov. 29	Player	Lou Lopez-Senechal (Fairfield)
	Rookie	Bella Nascimento (Manhattan)
Dec. 6	Player	Raphaella Toussaint (Rider)
	Rookie	Lydia Gattozzi (Canisius)
Dec. 13	Player	Dee Dee Davis (Manhattan)
	Rookie	Aaliyah Parker (Niagara)
Dec. 20	Player	Kendrea Williams (Saint Peter's)
	Rookie	Petra Juric (Manhattan)
Dec. 27	Player	Kendrea Williams (Saint Peter's)
	Co-Rookie	Cheyenne Stubbs (Canisius)
	Co-Rookie	Siobhan Boylan (Marist)
Jan. 3	Player	Lou Lopez-Senechal (Fairfield)
Jan. 10	Player	Lou Lopez-Senechal (Fairfield)
	Rookie	Cheyenne Stubbs (Canisius)
Jan. 17	Player	Lenaejha Evans (Rider)
	Rookie	Imani Harris (Siena)
Jan. 24	Player	Amani Free (Quinnipiac)
	Rookie	Aaliyah Parker (Niagara)
Jan. 31	Co-Player ..	Mackenzie DeWees (Quinnipiac)
	Co-Player ..	Rayshel Brown (Siena)
	Rookie	Aaliyah Parker (Niagara)
Feb. 7	Player	Mikala Morris (Quinnipiac)
	Rookie	Jackie Grisdale (Quinnipiac)
Feb. 14	Player	Kassondra Brown (Saint Peter's)
	Rookie	Aaliyah Parker (Niagara)

THIS WEEK IN #MAACHOOPS

Monday, Feb. 14

Manhattan 69, Siena 61

Thursday, Feb. 17

Manhattan 86, Canisius 62

Fairfield 59, Quinnipiac 54 (OT)

Marist 51, Saint Peter's 41

Niagara 59, Iona 45

Rider 51, Monmouth 41

Saturday, Feb. 12

Canisius at Rider, 2:00

Saint Peter's at Iona, 1:00

Niagara at Quinnipiac, 1:00

Manhattan at Monmouth, 2:00

Marist at Siena, 5:00

2021-22 COACHES' PRESEASON POLL

School..... Points

1. Quinnipiac (6)..... 115

2. Manhattan (2)..... 105

3. Fairfield (2)..... 99

4. Marist (1)..... 93

5. Rider..... 66

6. Iona..... 55

7. Niagara..... 51

8. Saint Peter's..... 50

9. Siena..... 44

10. Monmouth..... 33

11. Canisius..... 15

First-place votes denoted in parentheses

2021-22 MAAC WOMEN'S BASKETBALL STANDINGS

Standings through games played on Feb. 17, 2022

SCHOOL	MAAC		OVERALL		H	A	N	STRK	NET
	W-L	PCT	W-L	PCT					
y-Fairfield	15-1	.938	18-6	.750	9-1	8-4	1-1	W8	119
Manhattan	11-5	.688	16-9	.640	10-1	6-6	0-2	W3	180
Quinnipiac	10-5	.667	15-9	.625	8-3	7-6	0-0	L1	134
Niagara	9-7	.563	12-12	.500	7-4	5-8	0-0	W5	253
Monmouth	8-6	.571	13-10	.565	7-3	6-7	0-0	L2	244
Saint Peter's	7-7	.500	10-13	.435	6-5	4-8	0-0	L1	252
Siena	6-9	.400	6-17	.261	3-7	3-10	0-0	L5	272
Iona	5-10	.333	7-13	.350	4-7	3-6	0-0	L3	274
Rider	5-9	.357	7-16	.304	2-8	5-7	0-1	W1	289
Marist	5-10	.333	7-16	.304	6-6	1-10	0-0	W1	290
Canisius	2-14	.125	4-21	.160	4-9	0-12	0-0	L1	333

NOTE: y-Denotes clinched regular-season title

2021-22 MAAC WOMEN'S BASKETBALL STATISTICS

Statistics through games played on Feb. 17, 2022

Scoring Offense

Team	G	W-L	Pts	AVG
1. Niagara	24	12-12	1725	71.88
2. Quinnipiac	24	15-9	1625	67.71
3. Manhattan	25	16-9	1640	65.60
4. Fairfield	24	18-6	1529	63.71
5. Saint Peter's	23	10-13	1391	60.48
6. Monmouth	23	13-10	1348	58.61
7. Rider	23	7-16	1332	57.91
8. Siena	23	6-17	1320	57.39
9. Canisius	25	4-21	1413	56.52
10. Iona	20	7-13	1082	54.10
11. Marist	23	7-16	1224	53.22

Scoring Defense

Team	G	Pts	AVG
1. Fairfield	24	1372	57.17
2. Iona	20	1158	57.90
3. Monmouth	23	1368	59.48
4. Quinnipiac	24	1447	60.29
5. Manhattan	25	1513	60.52
6. Marist	23	1393	60.57
7. Siena	23	1394	60.61
8. Saint Peter's	23	1415	61.52
9. Rider	23	1459	63.43
10. Canisius	25	1729	69.16
11. Niagara	24	1783	74.29

Scoring Margin

Team	G	Off	Def	Margin
1. Quinnipiac	24	67.71	60.29	+7.42
2. Fairfield	24	63.71	57.17	+6.54
3. Manhattan	25	65.60	60.52	+5.08
4. Monmouth	23	58.61	59.48	-0.87
5. Saint Peter's	23	60.48	61.52	-1.04
6. Niagara	24	71.88	74.29	-2.42
7. Siena	23	57.39	60.61	-3.22
8. Iona	20	54.10	57.90	-3.80
9. Rider	23	57.91	63.43	-5.52
10. Marist	23	53.22	60.57	-7.35
11. Canisius	25	56.52	69.16	-12.64

Free Throw Percentage

Team	G	FTM	FTA	Pct.
1. Fairfield	24	245	324	.756
2. Saint Peter's	23	312	432	.722
3. Manhattan	25	302	420	.719
4. Rider	23	222	316	.703
5. Quinnipiac	24	245	349	.702
6. Marist	23	234	339	.690
7. Niagara	24	326	477	.683
8. Monmouth	23	197	294	.670
9. Siena	23	211	331	.637
10. Canisius	25	214	338	.633
11. Iona	20	131	210	.624

Field Goal Percentage

Team	G	FGM	FGA	Pct.
1. Fairfield	24	577	1386	.416
2. Quinnipiac	24	618	1493	.414
3. Iona	20	425	1056	.402
4. Manhattan	25	613	1540	.398
5. Niagara	24	629	1611	.390
6. Rider	23	488	1253	.389
7. Monmouth	23	502	1338	.375
8. Siena	23	502	1341	.374
9. Saint Peter's	23	486	1302	.373
10. Canisius	25	500	1396	.358
11. Marist	23	445	1267	.351

Field Goal Percentage Defense

Team	G	FGM	FGA	Pct.
1. Saint Peter's	23	489	1318	.371
2. Rider	23	531	1429	.372
3. Manhattan	25	560	1499	.374
4. Quinnipiac	24	527	1393	.378
5. Fairfield	24	517	1348	.384
6. Marist	23	514	1337	.384
7. Monmouth	23	533	1373	.388
8. Siena	23	486	1226	.396
9. Iona	20	427	1052	.406
10. Canisius	25	666	1497	.445
11. Niagara	24	666	1446	.461



2021-22 CANISIUS WOMEN'S BASKETBALL GAME NOTES

HASKELL NETS 20-PLUS

With her 21-point performance in Thursday's loss to Manhattan, sophomore guard **DANI HASKELL** logged her fifth 20-point game of the season.

Haskell is one of seven players in the MAAC to record at least four 20-point performances this season.

Haskell currently has the sixth-most games with 20-plus points this season.

Fairfield's **LOU LOPEZ-SÉNÉCHAL** leads the conference with 13 such games. Manhattan's **DEE DEE DAVIS** is in second place with eight 20-point games and Niagara's Angel Parker is right behind with seven. Saint Peter's' **KENDREA WILLIAMS** and **KASSONDRA BROWN** are tied for fourth with six 20-point games.

IT'S RAINING THREES!

Canisius made 13 3-pointers in Thursday's loss at Manhattan, marking the seventh time this year that the Griffis have converted at least 10 shots from beyond the arc.

The seven games with a double-digit 3-point total are tied for the most in program history since the NCAA implemented the 3-point line before the 1986-87 season.

This year's squad matched the 2008-09 team, who previously established the benchmark of seven over 33 games.

NEW ROLE, NO PROBLEMS

Freshman **ATHINA LEXA** has stepped up offensively over her last 11 games, earning a start in each of the last 10 contests.

Over those contests, Lexa has netted at least eight points in all but one game and has posted a double-digit point total in eight contests.

Lexa has averaged 12.2 points, 4.1 rebounds and 1.5 assists during the stretch over an average of 27:32 of action. She is also shooting 41.8 percent from the floor (51-of-122) and 30.0 percent from 3-point range (15-of-50) during the span.

THREE-POINT RELIANCE

Canisius has scored 597 of its 1413 points (42.3 percent) this season from beyond the 3-point line, ranking as the 2nd-highest among Division I programs, trailing only FGCU (750 of 1713 - 43.8 percent). Monmouth is second in the MAAC and 68th nationally with 32.7 percent of its points (441 of 1348) from 3-pointers.

Dating back to the beginning of the 2020-21 season, the Griffis have had a reliance on the 3-pointer, scoring 42.0 percent of its 1656 points (696) from 3-point field goals. That total ranks as the second-highest percentage for a Division I program, also trailing FGCU (43.6 percent).

This afternoon's opponent, Rider, is the closest MAAC program to the Griffis, ranking 99th with 30.7 percent (837 of 2730 points).

NO SOPHOMORE SLUMP

Sophomore guard **DANI HASKELL** has had the polar opposite of a sophomore slump this season. Haskell currently has the 10th-most points by a second-year player in Canisius' Division I era. She is one point away from tying **MEGAN LYTE** for 9th place, three points away from tying **BECKY ZAK** for 8th place and 11 away from tying **ANNE BROCKER** for 7th place.

Haskell has also made 55 3-pointers this season, ranking as the fifth-most by a sophomore in the Division I era. Heather Fiore currently has the record with 76, while **JEN MORABITO** (65), **AMANDA CAVO** (64) and **CHERI WITTLIEB** (62) round out those ahead of Haskell.

RECORD BOOK WATCH

Thanks to her stellar free throw shooting, sophomore **DANI HASKELL** has her name tentatively etched in the Canisius record book.

Haskell's .850 free throw percentage (68-of-80) ranks seventh all-time in a single season (min. 45 makes). Her .866 career percentage from the charity stripe (84-for-97) is second in program history, only trailing **JEN MORABITO** (.873 - 124-of-142).

Freshman **RHAY PORTER** has 35 blocks this season and is tied for the 10th-most in a single season (**KARA HAUN** in 1982-83) and are the sixth-most in the Division I era.

BLOCK PARTY!

Porter (1.5 BPG) and graduate student **ELLA VÄÄTÄNEN** (1.1 BPG) are two of 20 Canisius players in program history to record at least one block per game.

They are the third pair of teammates to have at least one block per game in the same season.

Porter and Väättänen join **MARY ACHRAMOVITCH** (3.6 BPG) and **KARA HAUN** (1.1 BPG) in 1982-83 and **ASHLEY WILKES** (1.2 BPG) and **JEN LENNOX** (1.1 BPG) in 2012-13.

20-POINT GAMES

20-POINT GAMES BY MAAC PLAYERS		
Player	Team	Games
Lou Lopez-Sénéchal	Fairfield	13
Dee Dee Davis	Manhattan	8
Angel Parker	Niagara	7
Kendrea Williams	Saint Peter's	6
Kassondra Brown	Saint Peter's	6
Dani Haskell	Canisius	5
Lenaehja Evans	Rider	4

RECORD BOOK

MOST GAMES WITH 10+ MADE 3-FG		
Since 1986-87		
Season	GP	GMS
2008-09	33	7
2021-22	25	7
2009-10	31	5

LEXA'S FILE

STATS BY MONTH AND ROLE										
Month	GP	MPG	PPG	RPG	FG%	3-FG%				
First 2	9	13.6	2.4	0.9	42.9%	18.2%				
Last 2	14	25.7	10.3	3.6	40.7%	30.4%				
Role	GP	MPG	PPG	RPG	FG%	3-FG%				
Start	10	27.8	12.0	4.1	40.9%	29.5%				
Bench	13	15.7	3.5	1.3	41.3%	26.1%				

3-POINTERS

PERCENT OF POINTS OFF 3-POINTERS				
Last Two Seasons				
Program	PTS	3P PTS	%3P	
FGCU	3902	1701	43.6%	
Canisius	1656	696	42.0%	
Valparaiso	3057	1275	41.7%	
UC San Diego	2168	903	41.65%	
Lehigh	2776	1149	41.4%	
Creighton	3184	1299	40.8%	
Dixie State	1324	534	40.3%	

RECORD BOOK

MOST 3-POINT FG BY A SOPHOMORE			
Division I Era (Since 1986-87)			
RK	Player	Year	3-FG
1.	Heather Fiore	1994-95	76
2.	Jen Morabito	2011-12	65
3.	Amanda Cavo	2006-07	64
4.	Cheri Wittlieb	2003-04	62
5.	Dani Haskell	2021-22	55

RECORD BOOK

CAREER FREE THROW PERCENTAGE				
Minimum: 75 made FTs				
Player	GP	FTM	FTA	FT%
Jen Morabito	77	124	142	.873
Dani Haskell	29	84	97	.866
Marie Warner	33	110	131	.840
Ashley Durham	55	319	381	.837
Amanda Cavo	120	234	281	.833

RECORD BOOK

1+ BPG IN SAME SEASON				
Season	Player	BPG	Player	BPG
'82-83	Achramovitch	3.2	Haun	1.1
'12-13	Wilkes	1.2	Lennox	1.1
'21-22	Porter	1.5	Väättänen	1.1

CANISIUS STATISTICALLY...



IN TOP-150



IN MAAC

STATISTIC RANKINGS

(Through games completed on 2/17/22)

	STAT	NCAA	MAAC
ASSIST/TO RATIO	0.55	—	10th
ASSISTS	247	—	9th
ASSISTS PER GAME	9.9	—	11th
BLOCKED SHOTS	86	T-111th	3rd
BLOCKS PER GAME	3.4	T-141st	4th
FEWEST FOULS	392	—	8th
FEWEST TURNOVERS	451	—	7th
FIELD GOAL PCT.	.358	—	10th
FIELD GOAL DEFENSE	.445	—	10th
FREE THROW ATT.	338	—	6th
FREE THROWS MADE	214	—	8th
FREE THROW PCT.	.633	—	10th
FOULS PER GAME	15.7	113th	7th
REBOUND MARGIN	-7.2	—	9th
TOTAL REBOUNDS	814	—	7th
REBOUNDS PER GAME	32.56	—	10th
SCORING DEFENSE	69.2	—	10th
SCORING MARGIN	-12.6	—	11th
SCORING OFFENSE	56.5	—	9th
STEALS	170	—	10th
STEALS PER GAME	6.8	—	11th
3-POINT FG DEFENSE	.292	104th	4th
3-POINT FG ATTEMPTS	633	21st	1st
3-POINT FG MADE	199	T-30th	1st
3-POINT FG PER GAME	8.0	36th	1st
3-POINT FG PCT	.314	142nd	3rd
TURNOVER MARGIN	-3.20	—	11th
TURNOVERS FORCED	14.84	—	11th
TURNOVERS PER GAME	18.0	—	4th

INDIVIDUAL (ALL GAMES)

BLOCKED SHOTS			
Rhay Porter	35	T-82nd	3rd
Ella Väättänen	28	T-143rd	6th
BLOCKS PER GAME			
Rhay Porter	1.46	94th	3rd
Ella Väättänen	1.12	—	6th
FIELD GOAL ATTEMPTS			
Dani Haskell	314	T-116th	4th
FINAL POINTS			
Dani Haskell	353	—	5th
FREE THROW PERCENTAGE			
Dani Haskell	.850	T-45th	2nd
MINUTES PLAYED			
Erika Joseph	811:37	136th	2nd
POINTS PER GAME			
Dani Haskell	14.1	—	6th
3-POINT FIELD GOAL ATTEMPTS			
Dani Haskell	178	19th	1st
3-POINT FIELD GOALS MADE			
Dani Haskell	55	T-57th	1st
3-POINT FIELD GOALS MADE PER GAME			
Dani Haskell	2.20	93rd	2nd
3-POINT FIELD GOAL PERCENTAGE			
Dani Haskell	.309	148th	4th



2021-22 CANISIUS WOMEN'S BASKETBALL GAME NOTES

PLAYER ACCOMPLISHMENTS

10+ POINTS	'21-22	RECORD	CAREER	RECORD
Shaunae Brown	10	1-9	14	1-13
Lydia Gattozzi	4	1-3	4	1-3
Ella Väättänen	1	0-1	2	0-2
Athina Lexa	8	2-6	8	2-6
Dani Haskell	22	4-18	25	4-21
Jane McCauley	1 (at UVM)	0-1 (at UVM)	1	0-1
Kayla Jackson	1	1-0	4	2-2
Erika Joseph	10	2-8	11	2-9
Cheyenne Stubbs	2	1-1	2	1-1

10+ REBOUNDS	'21-22	RECORD	CAREER	RECORD
Kayla Jackson	4	1-3	6	1-5
Rhay Porter	3	1-2	3	1-2

20+ POINTS	'21-22	RECORD	CAREER	RECORD
Dani Haskell	5	2-3	5	2-3
Athina Lexa	1	1-0	1	1-0

LED IN SCORING	'21-22	RECORD	CAREER	RECORD
Shaunae Brown	6	0-6	7	0-7
Lydia Gattozzi	1	0-1	1	0-1
Athina Lexa	4	1-3	4	1-3
Dani Haskell	12	2-10	15	2-13
Jane McCauley	1 (at UVM)	0-1 (at UVM)	1	0-1
Erika Joseph	3	0-3	3	0-3

LED IN REBOUNDS	'21-22	RECORD	CAREER	RECORD
Shaunae Brown	1	0-1	2	0-2
Ella Väättänen	1	0-1	2	0-2
Dani Haskell	3	0-3	3	0-3
Athina Lexa	1	0-1	1	0-1
Kayla Jackson	9	1-8	18	3-15
Erika Joseph	1	0-1	3	0-3
Cheyenne Stubbs	1	0-1	1	0-1
Rhay Porter	9	3-6	9	3-6

LED IN ASSISTS	'21-22	RECORD	CAREER	RECORD
Shaunae Brown	8	1-7	11	1-10
Lydia Gattozzi	1	0-1	1	0-1
Ella Väättänen	1	0-1	1	0-1
Athina Lexa	3	1-2	3	1-2
Dani Haskell	14	2-12	15	2-13
Kayla Jackson	1	0-1	3	0-3
Erika Joseph	1	0-1	7	1-6
Cheyenne Stubbs	2	0-2	2	0-2

LED IN STEALS	'21-22	RECORD	CAREER	RECORD
Shaunae Brown	5	0-5	7	0-7
Lydia Gattozzi	2	1-1	2	1-1
Ella Väättänen	3	0-3	10	2-8
Athina Lexa	5	1-4	5	1-4
Dani Haskell	10	0-10	11	0-11
Jane McCauley	—	—	1	1-0
Kayla Jackson	6	1-5	12	1-11
Erika Joseph	2	1-1	5	2-3
Cheyenne Stubbs	6	1-5	6	1-5
Rhay Porter	3	0-3	3	0-3

LED IN BLOCKS	'21-22	RECORD	CAREER	RECORD
Shaunae Brown	—	—	1	0-1
Lydia Gattozzi	2	0-2	2	0-2
Ella Väättänen	9	1-9	27	6-21
Athina Lexa	1	0-1	1	0-1
Dani Haskell	1	0-1	1	0-1
Kayla Jackson	3	1-2	9	2-7
Erika Joseph	2	0-2	6	0-6
Cheyenne Stubbs	1	0-1	1	0-1
Rhay Porter	13	3-10	3	3-10

PORTER'S KNOW HOW TO BLOCK

Freshman forward **RHAY PORTER** logged her 29th block of the season against Siena on Jan. 29, becoming Canisius' Division I freshman block record holder, besting **JEN LENNOX**'s record (28 in 2010-11).

With two blocks against Marist on Saturday, freshman **RHAY PORTER** recorded her ninth multi-block performance of the season. The nine games with two-plus blocks are the most by a Golden Griffin since **CRYSTAL PORTER** logged 10 games with multiple rejections during the 2014-15 season.

PROTECTING THE RIM

Freshman **RHAY PORTER** blocked six shots in Canisius' Jan. 9 overtime loss to Niagara, tying the program's Division I record. She became the third player in the Division I era to accomplish the feat, joining **CINDY ULREICH** (Jan. 15, 1987 vs. Queens) and **Lennox** (Jan. 20, 2013 vs. Rider).

Porter's six blocks are tied for the second-most rejections by a first-year player at the Division I level this season. North Alabama's **SKYLER GILL** recorded eight blocks on Feb. 3 against Jacksonville. DePaul's **ANEESAH MORROW**, Northwestern's **CAILEIGH WALSH**, USC's **RAYAH MARSHALL**, LIU's **TAYRA EKE**, Texas Tech's **KADIJA FAYE**, Tulsa's **TEMIRE PONDEXTER** and Chattanooga's **KARSEN MURPHY** have the other six-block games.

In addition to the six blocks, Porter had 10 rebounds in the contest. She is one of two Division I freshmen with 10+ rebounds and 6+ blocks in a game this season, joining Gill (12 rebounds, 8 blocks).

Porter is one of 10 freshmen this year with at least 35 blocked shots.

HASKELL'S SUCCESS FROM DEEP

Sophomore **DANI HASKELL** matched her career high for 3-pointers (5) in Thursday's loss at Manhattan. It is the third time this season Haskell has made five triples in a game, also doing so on Nov. 23 against Detroit Mercy and Jan. 29 against Siena.

Haskell is one of three players (fifth occurrence) to record at least five 3-pointers in three games in a season. She is the first Griff to accomplish the feat since **AMANDA CAVO** had three such games during the 2008-09 season. Cavo also did so in the 2005-06 and 2007-08 seasons. **JILL KNAPIC** is the other Griff, having three performances in 2000-v01.

In 30 career games, Haskell has recorded a 3-point field goal in 27 contests (89.7 percent). Her percentage is the highest in program history, dating back to the 2000-01 season.

SIBLING RIVALRY

Senior guard **ERIKA JOSEPH** has the distinction of saying that her brother, **CORY JOSEPH**, is currently playing in the NBA. Cory is currently playing with the Detroit Pistons and is in his 11th season in the Association.

Erika leads the Joseph sibling rivalry in minutes (33.9), points (8.5) and rebounds (2.9) over her 24 appearances with Canisius. Cory has a slight advantages in steals (0.7), while also having more assists (3.9) in his 47 appearances.

CANISIUS' UNITED NATIONS

Canisius has six international players on its roster from four different countries this season.

Canada (**SHAUNAE BROWN** and **ERIKA JOSEPH**) and Greece (**ATHINA LEXA** and **XANTHIPPI KARATASIOU**) are each represented twice, while Finland (**ELLA VÄÄTTÄNEN**) and Spain (**ÈLIA PÁEZ**) have one representative.

The six non-American-born players are tied for the 15th-most by any Division I team. The total is also the second-most of any MAAC school, only trailing Iona (7).

Lexa, Karatasiou and Páez are the three international freshmen on Canisius' roster. Canisius is tied for the sixth-most first-year international players at the Division I level. Wichita State has the most first-year international players with five. Iona leads the MAAC and is tied for second with four, joining McNeese State, San Francisco and Winthrop.

SUPERLATIVES

FRESHMEN WITH 35+ BLOCKS

Through games played on 2/17

Player	School	BLK
Skyler Gill	North Alabama	58
Maria Gakdeng	Boston College	54
Aneesah Morrow	DePaul	54
Rayah Marshall	USC	54
Tayra Eke	LIU	41
Denae Carter	Mississippi St.	39
Anastasiia Boldyreva	Middle Tenn.	38
Caileigh Walsh	Northwestern	38
Temira Pondexter	Tulsa	36
Rhay Porter	Canisius	33

3-POINTERS

MOST GAMES WITH 5+ 3-FG

Since 2000-01 Season

Player	Year	GMS
Amanda Cavo	2007-08	4
Dani Haskell	2021-22	3
Amanda Cavo	2008-09	3
Amanda Cavo	2005-06	3
Jill Knapic	2000-01	3

SIBLING RIVALRY

Stats through games on Feb. 17

Player	MPG	PPG	RPG	APG	SPG
Cory Joseph	24.4	8.1	2.5	3.9	0.7
Erika Joseph	33.8	8.5	2.9	1.3	0.5

LAST FIVE GAMES

Team Box Score

No.	Player	Total					3-Point		F-Throw		Rebounds			PF			DQ	A	TO	BLK	STL	PTS	AVG
		GP-GS	MIN	AVG	FG-FGA	FG%	3FG-3FGA	3FG%	FT-FTA	FT%	OFF	DEF	TOT	AVG	PF	Q							
14	HASKELL, Dani	5-5	161:19	32.3	22-66	.333	11-40	.275	11-12	.917	4	16	20	4.0	10	0	17	10	0	8	66	13.2	
12	LEXA, Athina	5-5	145:40	29.1	26-62	.419	6-25	.240	8-10	.800	7	17	24	4.8	8	0	5	16	1	4	66	13.2	
0	BROWN, Shaunae	5-5	169:13	33.8	21-55	.382	8-30	.267	4-8	.500	6	8	14	2.8	9	0	10	10	0	6	54	10.8	
23	JOSEPH, Erika	5-5	167:33	33.5	10-40	.250	6-20	.300	5-7	.714	4	9	13	2.6	9	0	5	5	2	1	31	6.2	
24	STUBBS, Cheyenne	5-0	98:23	19.7	8-27	.296	4-16	.250	4-6	.667	2	12	14	2.8	3	0	2	6	0	4	24	4.8	
5	VAAATANEN, Ella	5-5	82:44	16.5	5-19	.263	4-14	.286	1-2	.500	4	12	16	3.2	11	0	0	8	7	0	15	3.0	
33	PORTER, Rhay	5-0	75:58	15.2	6-11	.545	0-1	.000	2-2	1.000	9	16	25	5.0	12	0	0	7	6	2	14	2.8	
2	GATTOZZI, Lydia	5-0	64:27	12.9	4-12	.333	1-3	.333	3-7	.429	2	6	8	1.6	3	0	0	4	0	2	12	2.4	
21	JACKSON, Kayla	4-0	59:44	14.9	1-9	.111	0-0	.000	4-10	.400	11	11	22	5.5	7	0	1	3	3	2	6	1.5	
Team											6	7	13					5					
Total		5	1025		103-301	.342	40-149	.268	42-64	.656	55	114	169	33.8	72	0	40	74	19	29	288	57.6	
Opponents		5	1025		133-313	.425	19-86	.221	63-87	.724	66	149	215	43.0	63	0	67	67	22	38	348	69.6	



2021-22 CANISIUS WOMEN'S BASKETBALL GAME NOTES

CANISIUS QUICK FACTS

GENERAL INFORMATION

LocationBuffalo, N.Y.
Enrollment.....3,120
Founded.....1870
Nickname.....Golden Griffins
School Colors Blue (Pantone 289), Gold (Pantone 124)
Conference Metro Atlantic Athletic Conference (MAAC)
President.....John J. Hurley
Athletics Director.....Bill Maher
Athletics Website.....www.gogriffs.com
Ticket Office Phone.....(716) 888-TIXX (8499)

HISTORY

Seasons of Basketball.....47th
First Season.....1975-76
First Division I Season1986-87
All-Time Record (Win %)616-657 (.484)
Conference Regular Season Titles (last)None
Conference Postseason Tournament Titles (last)1 (2005)
NCAA Tournament Appearances (last)1 (2005)
NCAA Tournament Record0-1 (.000)
Consecutive NCAA Appearances.....None
NCAA Final Four Appearances.....None
WNIT Appearances (last).....1 (2009)

KOESSLER ATHLETIC CENTER

Year Opened (Seasons).....1968 (47th)
Capacity2,196
All-Time Record (Win %)295-209 (.586)
Record under Sahar Nusseibeh4-9

COACHING STAFF

Head CoachSahar Nusseibeh (American '09)
Record at Canisius.....4-21
Overall Record4-21
Assistant CoachJared Zeidman (Quinnipiac '08)
.....1st Season
Assistant CoachKrista Beechy (Grove City '10)
.....1st Season
Academic & Operations Coach Ben Lober (Michigan State '20)
.....2nd Season

2020-21 REVIEW

Overall Record0-5 (.000)
MAAC Record (Finish)0-4
Home Record0-1
Away Record0-4
Neutral Record.....0-0
MAAC Tournament.....N/A
NCAA Tournament.....N/A

2021-22 TEAM INFORMATION

Letterwinners Returning / Lost.....5 / 6
Starters Returning / Lost4 / 1
Newcomers7
Fr / So / Jr / Sr / Gr.....7 / 1 / 1 / 2 / 1

COMMUNICATIONS

Marshall HaimAthletic Communications Graduate Assistant
Office.....(716) 888-8266
Mobile.....(716) 465-4945
Email.....haimm@canisius.edu
Mailing Address.....Canisius College Athletics
.....2001 Main Street
.....Buffalo, N.Y. 14208
Twitter/Instagram@GoGriffs
Hashtags.....#GoGriffs | #MAACHoops

STARTING LINEUP TRACKER

Date	Opponent	1	2	3	4	5
Nov. 9	at Buffalo	Brown	Haskell	Joseph	Jackson	Väätänen
Nov. 13	at Binghamton	Brown	Haskell	Joseph	Jackson	Väätänen
Nov. 17	at St. Bonaventure	Brown	Haskell	Joseph	Jackson	Väätänen
Nov. 20	COLGATE	Brown	Haskell	Joseph	Jackson	Väätänen
Nov. 23	DETROIT MERCY	Brown	Haskell	Joseph	Jackson	Väätänen
Nov. 27	ROBERT MORRIS	Brown	Haskell	Joseph	Jackson	Väätänen
Dec. 1	at Duquesne	Brown	Haskell	Joseph	Jackson	Väätänen
Dec. 8	YOUNGSTOWN STATE	Brown	Haskell	Joseph	Jackson	Väätänen
Dec. 15	at UAlbany	Brown	Haskell	Joseph	Jackson	Väätänen
Dec. 19	SAINT PETER'S	Brown	Haskell	Joseph	Jackson	Väätänen
Dec. 21	MANHATTAN	Brown	Haskell	Joseph	Jackson	Väätänen
Jan. 8	NIAGARA	Brown	Haskell	Stubbs	Gattozzi	Väätänen
Jan. 13	RIDER	Brown	Haskell	Joseph	Jackson	Väätänen
Jan. 15	FAIRFIELD	Brown	Haskell	Joseph	Jackson	Väätänen
Jan. 20	at Saint Peter's	Brown	Haskell	Joseph	Jackson	Väätänen
Jan. 22	at Monmouth	Brown	Haskell	Lexa	Joseph	Jackson
Jan. 24	at Marist	Brown	Haskell	Lexa	Joseph	Jackson
Jan. 27	QUINNIPIAC	Brown	Haskell	Lexa	Joseph	Väätänen
Jan. 29	SIENA	Brown	Haskell	Lexa	Joseph	Väätänen
Feb. 3	at Iona	Brown	Haskell	Lexa	Joseph	Väätänen
Feb. 5	at Fairfield	Brown	Haskell	Lexa	Joseph	Väätänen
Feb. 7	at Quinnipiac	Brown	Haskell	Lexa	Joseph	Väätänen
Feb. 10	MONMOUTH	Brown	Haskell	Lexa	Joseph	Väätänen
Feb. 12	MARIST	Brown	Haskell	Lexa	Joseph	Väätänen
Feb. 17	at Manhattan	Brown	Haskell	Lexa	Joseph	Väätänen
Feb. 19	at Rider					
Feb. 24	at Siena					
Feb. 26	at Niagara					
March 5	IONA					

COMBINATIONS

Rank	Combination	Times Used	Record	Last Used
1	Brown - Haskell - Joseph - Jackson - Väätänen	14	2-12	1/20/22 at Saint Peter's
2	Brown - Haskell - Lexa - Joseph - Väätänen	8	2-6	2/17/22 at Manhattan
3	Brown - Haskell - Lexa - Joseph - Jackson	2	0-2	1/24/22 at Marist
4	Brown - Haskell - Stubbs - Gattozzi - Väätänen	1	0-1	1/9/22 vs. Niagara

STARTING STREAKS AND TOTALS

#	Player	Streak	2021-22	Career	at Canisius	MAAC
0	Shaunae Brown	30	25	37	37	27
2	Lydia Gattozzi	—	1	1	1	1
5	Ella Väätänen	8	23	52	25	16
11	Hannah Dolan	—	—	—	—	—
12	Athina Lexa	10	10	10	10	10
13	Xanthippi Karatasios	—	—	—	—	—
14	Dani Haskell	30	25	30	30	20
15	Élia Pérez	—	—	—	—	—
21	Kayla Jackson	—	16	25	21	11
23	Erika Joseph	13	24	65	65	41
24	Cheyenne Stubbs	—	1	1	1	1
33	Rhay Porter	—	—	—	—	—

Canisius



2021-22 CANISIUS WOMEN'S BASKETBALL GAME NOTES

SERIES HISTORY VS. RIDER



AT



ALL-TIME SERIES

CANISIUS LEADS, 33-16

Home Games	17-7 (.708)
Road Games	16-8 (.667)
Neutral Site Games	0-1 (.000)
Greenville, N.Y.	0-1 (.000)

HIGHEST SCORES - CANISIUS

Buffalo	100
CAN, 100-86 (2/24/02)	
Lawrenceville	86
CAN, 86-80 (12/18/88)	
Neutral Site	.73
RID, 75-73 (3/12/82)	

COACHING RECORDS

Sahar Nusselbeh vs. Rider	
Total	0-1
at Canisius	0-1
Lynn Milligan vs. Canisius	
Total	
at Rider	

HIGHEST SCORES - RIDER

Buffalo	86
CAN, 100-86 (2/24/02)	
Lawrenceville	.87
RID, 87-48 (2/29/20)	
Neutral Site	.75
RID, 75-73 (3/12/82)	

LARGEST WINNING MARGINS

Canisius	
Buffalo	42, 2/20/11
Lawrenceville	30, 1/16/10
Neutral Site	Never
Rider	
Buffalo	13, 1/23/20
Lawrenceville	39, 2/29/20
Neutral Site	2, 3/12/82

ALL-TIME MEETINGS VS. RIDER

3/12/82	Greenville, N.Y.	L	73-75
12/18/88	Lawrenceville, N.J.	W	86-80
12/31/89	Buffalo, N.Y.	W	96-80
2/2/98	Buffalo, N.Y.	W	73-58
2/8/98	Lawrenceville, N.J.	L	56-64
1/1/99	Buffalo, N.Y.	W	84-80
1/9/99	Lawrenceville, N.J.	L	75-78
1/9/00	Buffalo, N.Y.	L	63-66
2/12/00	Lawrenceville, N.J.	L	59-82
1/28/01	Buffalo, N.Y.	W	71-57
2/25/01	Lawrenceville, N.J.	W	76-64
12/7/01	Lawrenceville, N.J.	W	76-75
2/24/02	Buffalo, N.Y.	W	100-86
1/12/03	Lawrenceville, N.J.	W	72-63
2/27/03	Buffalo, N.Y.	W	86-73
1/18/04	Lawrenceville, N.J.	W	84-79
2/20/04	Buffalo, N.Y.	W	82-56
12/5/04	Buffalo, N.Y.	W	62-40
2/11/05	Lawrenceville, N.J.	W	70-68 (OT)
12/9/05	Lawrenceville, N.J.	W	76-66
2/19/06	Buffalo, N.Y.	W	84-65
1/6/07	Lawrenceville, N.J.	W	61-47
1/14/07	Buffalo, N.Y.	W	88-60
12/7/07	Lawrenceville, N.J.	W	64-55
2/22/08	Buffalo, N.Y.	W	64-51
1/23/09	Lawrenceville, N.J.	W	71-59
2/1/09	Buffalo, N.Y.	L	55-56
1/16/10	Lawrenceville, N.J.	W	78-48
2/8/10	Buffalo, N.Y.	W	77-58
1/10/11	Lawrenceville, N.J.	L	58-68
2/20/11	Buffalo, N.Y.	W	70-28
1/29/12	Buffalo, N.Y.	W	60-54
2/10/12	Lawrenceville, N.J.	W	61-58 (OT)
1/10/13	Lawrenceville, N.J.	W	51-50
1/20/13	Buffalo, N.Y.	W	75-68
1/12/14	Lawrenceville, N.J.	W	76-72
3/2/14	Buffalo, N.Y.	W	66-63
2/1/15	Lawrenceville, N.J.	L	51-52
2/20/15	Buffalo, N.Y.	L	56-58
12/6/15	Lawrenceville, N.J.	W	73-64
2/12/16	Buffalo, N.Y.	W	60-49

CURRENT GRIFFS VS. RIDER

#0 SHAUNAE BROWN

	MP	FG-A	PCT	3PT-A	PCT	FT-A	PCT	O-D-T	PF	A	TO	BLK	ST	TP
Rider (1/23/20)	13	0-2	.000	0-0	—	0-0	—	0-0-0	0	1	3	0	1	0
at Rider (2/29/20)	22	3-5	.600	0-2	.000	0-0	—	0-0-0	0	0	1	0	0	6
at Rider (1/13/22)	28	2-7	.286	0-2	.000	0-0	—	0-4-4	2	1	1	0	1	4
TOTAL (3 games)	63	5-14	.357	0-4	.000	0-0	—	0-4-4	2	2	5	0	2	10
Averages	21.0							1.3		0.7		0.0	0.7	3.3

#2 LYDIA GATTOZZI

	MP	FG-A	PCT	3PT-A	PCT	FT-A	PCT	O-D-T	PF	A	TO	BLK	ST	TP
Rider (1/13/22)	15	1-4	.250	0-2	.000	0-0	—	0-2-2	1	1	2	0	0	2
TOTAL (1 games)	15	1-4	.250	0-2	.000	0-0	.000	0-2-2	1	1	2	0	0	2
Averages	15.0							2.0		1.0		0.0	0.0	2.0

#5 ELLA VÄÄTÄNEN

	MP	FG-A	PCT	3PT-A	PCT	FT-A	PCT	O-D-T	PF	A	TO	BLK	ST	TP
Rider (1/13/22)	28	2-8	.250	0-3	.000	1-2	.500	1-4-5	4	0	2	3	1	5
TOTAL (1 games)	28	2-8	.250	0-3	.000	1-2	.500	1-4-5	4	0	2	3	1	5
Averages	28.0							5.0		0.0		3.0	1.0	5.0

#12 ATHINA LEXA

Opponent (Date)	MP	FG-A	PCT	3PT-A	PCT	FT-A	PCT	O-D-T	PF	A	TO	BLK	ST	TP
Rider (1/13/22)	7	0-1	.000	0-1	.000	0-0	—	0-0-0	1	0	2	0	0	0
TOTAL (1 games)	7	0-1	.000	0-1	.000	0-0	.000	0-0-0	1	0	2	0	0	0
Averages	7.0							0.0		0.0		0.0	0.0	0.0

#14 DANI HASKELL

Opponent (Date)	MP	FG-A	PCT	3PT-A	PCT	FT-A	PCT	O-D-T	PF	A	TO	BLK	ST	TP
Rider (1/13/22)	33	3-14	.214	2-8	.250	2-2	1.000	0-1-1	1	3	2	0	0	10
TOTAL (1 games)	33	3-14	.214	2-8	.250	2-2	1.000	0-1-1	1	3	2	0	0	10
Averages	33.0							1.0		3.0		0.0	0.0	10.0

#21 KAYLA JACKSON

Opponent (Date)	MP	FG-A	PCT	3PT-A	PCT	FT-A	PCT	O-D-T	PF	A	TO	BLK	ST	TP
Rider (1/13/22)	19	3-6	.500	0-0	—	1-2	.500	4-4-8	3	0	0	1	1	7
TOTAL (1 games)	19	3-6	.500	0-0	.000	1-2	.500	4-4-8	3	0	0	1	1	7
Averages	19.0							8.0		0.0		1.0	1.0	7.0

#23 ERIKA JOSEPH

Opponent (Date)	MP	FG-A	PCT	3PT-A	PCT	FT-A	PCT	O-D-T	PF	A	TO	BLK	ST	TP
at Rider (1/26/19)	9	0-1	.000	0-0	—	0-0	—	0-0-0	1	0	0	0	0	0
Rider (1/23/20)	14	0-1	.000	0-0	—	0-0	—	0-0-0	1	1	1	0	1	0
at Rider (2/29/20)	5	0-0	—	0-0	—	0-0	—	0-1-1	0	0	0	0	0	0
at Rider (1/13/22)	31	5-11	.455	3-7	.429	2-2	1.000	0-3-3	3	1	2	0	0	15
TOTAL (4 games)	59	5-13	.385	3-7	.429	2-2	1.000	0-4-4	5	2	3	0	1	15
Averages	14.8							1.0		0.5		0.0	0.3	3.8

#24 CHEYENNE STUBBS

Opponent (Date)	MP	FG-A	PCT	3PT-A	PCT	FT-A	PCT	O-D-T	PF	A	TO	BLK	ST	TP
Rider (1/13/22)	21	1-5	.200	0-1	.000	0-0	—	0-0-0	0	0	1	1	2	2
TOTAL (1 games)	21	1-5	.200	0-1	.000	0-0	.000	0-0-0	0	0	1	1	2	2
Averages	21.0							0.0		0.0		1.0	2.0	2.0

#33 RHAY PORTER

Opponent (Date)	MP	FG-A	PCT	3PT-A	PCT	FT-A	PCT	O-D-T	PF	A	TO	BLK	ST	TP
Rider (1/13/22)	18	2-5	.400	0-0	—	2-4	.500	7-8-15	1	1	1	2	1	6
TOTAL (1 games)	18	2-5	.400	0-0	.000	2-4	.500	7-8-15	1	1	1	2	1	6
Averages	18.0							15.0		1.0		2.0	1.0	6.0

12/2/16	Buffalo, N.Y.	L	70-71
2/12/17	Lawrenceville, N.J.	L	50-61
1/7/18	Lawrenceville, N.J.	L	54-70
2/18/18	Buffalo, N.Y.	L	54-62

1/26/19	Lawrenceville, N.J.	W	62-49
1/23/20	Buffalo, N.Y.	L	57-70
2/29/20	Lawrenceville, N.J.	L	48-87
1/13/22	Buffalo, N.Y.	L	51-59



2021-22 CANISIUS WOMEN'S BASKETBALL GAME NOTES

THE LAST TIME...

SCORING

Canisius Scored 80+ Points	W, 81-78	vs. Siena (1/29/22)
Canisius Scored 80+ Points in a MAAC Game	W, 81-78	vs. Siena (1/29/22)
Canisius Scored 90+ Points	L, 94-100 (3OT)	at St. Bonaventure (11/13/18)
Canisius Scored 90+ Points in MAAC Game	W, 90-70	vs. Saint Peter's (2/18/07)
Canisius Scored 100+ Points	W, 104-68	vs. Stetson (11/22/02)
Canisius Scored 100+ Points in MAAC Game	W, 100-86	vs. Rider (2/24/02)
Canisius Scored Under 50 Points	L, 44-57	at Marist (1/24/22)
Canisius Scored Under 50 Points in MAAC Game	L, 44-57	at Marist (1/24/22)

MISCELLANEOUS SCORING

Scored 40+ Points in a Half (Excluding OT)	42 (2nd Half)	vs. Marist (2/12/22)
Scored 45+ Points in a Half (Excluding OT)	48 (1st Half)	at Quinnipiac (1/18/20)
Scored 50+ Points in a Half (Excluding OT)	54 (2nd Half)	vs. Saint Francis (Pa.) (10/30/14)
Scored 90+ Points in Consecutive Games		vs. Rider (100 — 2/24/02) vs. Fairfield (92 — 2/28/02) vs. Stetson (104 — 11/22/02)
Scored 90+ Points in Three Consecutive Games		vs. Rider (100 — 2/24/02) vs. Fairfield (92 — 2/28/02) vs. Stetson (104 — 11/22/02)
Scored 100+ Points in Consecutive Games	at Manhattan (101 — 1/27/02); vs. Marist (103 (1/31/02)	

OPPONENT SCORING

Scored 80+ Points	L, 62-86	by Manhattan (2/17/22)
Scored 80+ Points in a MAAC Game	L, 62-86	by Manhattan (2/17/22)
Scored 90+ Points	L, 42-102	by Buffalo (11/9/21)
Scored 90+ Points in a MAAC Game	L, 59-90	by Marist (1/9/20)
Scored 100+ Points	L, 42-102	by Buffalo (11/9/21)
Scored 100+ Points in a MAAC game	L, 86-109	by Manhattan (2/21/97)
Scored Less Than 50 Points	W, 67-47	by Iona (2/4/19)
Scored Less Than 50 Points in a MAAC Game	W, 67-47	by Iona (2/4/19)

SHOOTING

Shot 50% or Better FG in a Game	50.0% (25-of-50)	vs. Siena (1/29/22)
Shot 55% or Better FG in a Game	55.1% (27-of-49)	vs. Iona (2/4/19)
Shot 60% or Better FG in a Game	61.1% (33-of-54)	at Drake (1/12/93)
Shot 30% or Worse FG in a Game	29.4% (15-of-51)	vs. Fairfield (1/15/22)

OPPONENT SHOOTING

Shot 50% or Better FG in a Game	55.0% (33-of-60)	by Manhattan (2/17/22)
Shot 55% or Better FG in a Game	55.0% (33-of-60)	by Manhattan (2/17/22)
Shot 60% or Better FG in a Game	61.1% (33-of-54)	by Toledo (12/29/19)
Shot 30% or Worse FG in a Game	23.4% (15-of-64)	by Siena (2/1/20)
Shot 25% or Worse FG in a Game	23.4% (15-of-64)	by Siena (2/1/20)

FREE THROW SHOOTING

90% FT or Better in a Game (Min. 10 FTA)	91.7% (11-of-12)	at Saint Peter's (1/20/22)
100% FT in a Game (Min. 10 FTA)	100% (14-of-14)	at Monmouth (3/9/19)
50% FT or Worse FG in a Game (Min. 10 FTA)	50.0% (6-of-12)	at St. Bonaventure (11/17/21)
Attempted 40+ Free Throws	40	vs. Saint Peter's (1/30/09)
Attempted 5 Free Throws or Less	5	at Fairfield (2/5/22)
Made 30 Free Throws	30	vs. Saint Peter's (1/30/09)

3-POINT SHOOTING

Made 10+ 3-Pointers	13	at Manhattan (2/17/22)
Made 11+ 3-Pointers	13	at Manhattan (2/17/22)
Made 12+ 3-Pointers	13	at Manhattan (2/17/22)
Made 13+ 3-Pointers	13	at Manhattan (2/17/22)
Made 14+ 3-Pointers	15	vs. Siena (1/29/22)
Made 15+ 3-Pointers	15	vs. Siena (1/29/22)

MARGIN OF VICTORY / DEFEAT

Won Game Decided by One Point	W, 54-53	vs. Monmouth (2/22/20)
Won Game by 30+ Points	+30 (80-50)	vs. Binghamton (11/25/15)
Won Game by 35+ Points	+42 (70-28)	vs. Rider (2/20/11)
Won Game by 40+ Points	+42 (70-28)	vs. Rider (2/20/11)
Won Game by 45+ Points	+45 (78-33)	vs. Colgate (11/12/07)
Won Game by 50+ Points	+51 (87-36)	vs. Mercyhurst (2/20/86)
Lost Game Decided by One Point	L, 86-87 (OT)	vs. Niagara (1/9/22)
Lost Game by 30+ Points	-36 (37-73)	vs. Fairfield (1/15/22)
Lost Game by 40+ Points	-60 (42-102)	at Buffalo (11/9/21)
Lost Game by 45+ Points	-60 (42-102)	at Buffalo (11/9/21)
Lost Game by 50+ Points	-60 (42-102)	at Buffalo (11/9/21)

Two Consecutive Games Decided by One Point	Never
Two Consecutive Games Decided by Five Points	vs. Siena (1/11/20 — L, -2) at Fairfield (1/16/20 — L, -2) at Quinnipiac (1/18/20 — L, -3) vs. Siena (1/11/20 — L, -2) at Fairfield (1/16/20 — L, -2) at Quinnipiac (1/18/20 — L, -3) at Siena (1/22/16 — L, -4) at Fairfield (1/24/16 — L, -4) at Niagara (1/28/16 — W, +2) vs. Iona (2/1/16 — L, -3) vs. Bryant (1/11/86 — W, +3) at St. Bonaventure (1/16/86 — L, -3) at Colgate (1/18/86 — OTL, -5) vs. Gannon (1/21/86 — OTW, +2) at Indiana (Pa.) (1/24/86 — W, +4)
Three Consecutive Games Decided by Five Points	
Four Consecutive Games Decided by Five Points	
Five Consecutive Games Decided by Five Points	

Won a Game Following a 15-Point Deficit	15	vs. St. Bonaventure (11/17/19 — W, 84-82)
Won a Game Following an 18-Point Deficit	18	at Saint Francis (Pa.) (11/30/14 — W, 87-74)

REBOUNDING

Posted 45+ Rebounds	46	vs. Siena (3/10/20)
Posted 50+ Rebounds	51	vs. UTRGV (11/17/18)
Posted 55+ Rebounds	55	vs. Saint Francis (Pa.) (11/21/15)
Posted 60+ Rebounds	60	vs. Cornell (11/27/98)
Back-to-Back 50+ Rebound Games		at St. Bonaventure (11/13/18 — 51) vs. UTRGV (11/17/18 — 51)
Outrebounded Opponent by 15+	+17 (40-23)	vs. Saint Peter's (1/25/20)
Outrebounded Opponent by 20+	+21 (55-34)	vs. Saint Francis (Pa.) (11/21/15)

OVERTIME GAMES

Won an Overtime Game	W, 64-60 (OT)	vs. Niagara (2/1/18)
Lost an Overtime Game	L, 54-63 (OT)	at Fairfield (2/5/22)
Won an Overtime Game in MAAC Play	W, 64-60 (OT)	vs. Niagara (2/1/18)
Lost an Overtime Game in MAAC Play	L, 54-63 (OT)	at Fairfield (2/5/22)
Game Decided in Two Overtimes	L, 82-90 (2OT)	vs. Fairfield (1/9/04)
Game Decided in Three Overtimes	L, 94-100 (3OT)	at St. Bonaventure (11/13/18)
Played Consecutive Overtime Games		at Niagara (1/28/16 — W, 68-66 — OT) vs. Iona (2/1/16 — L, 76-79 — OT)

TURNOVERS

Committed 20+ Turnovers in a Game	22	at Fairfield (2/5/22)
Committed 10 Turnovers or Less in a Game	9	vs. St. Bonaventure (11/17/19)
Committed 8 Turnovers or Less in a Game	6	vs. Rider (2/18/18)
Committed 5 Turnovers or Less in a Game	5	vs. Saint Peter's (2/7/97)

Bold denotes occurred during 2021-22 season



2021-22 CANISIUS WOMEN'S BASKETBALL GAME NOTES

THE LAST TIME A CANISIUS PLAYER...

SCORING

Scored 25+ Points	26	Athina Lexa, vs. Marist (2/12/22)
Scored 30+ Points	30	Danielle Sanderlin, at Saint Peter's (2/15/20)
Scored 35+ Points	36	Jénel Stevens, at Niagara (1/21/03)
Scored 40+ Points	42	Shauna Geronzin, vs. Niagara (2/20/00)
Scored 20+ Points in a Half	20	Sara Hinriksdóttir, 2nd half, at Morehead State (12/19/16)
Two Players Scored 20+ Points in Same Game		D'Jhai Patterson-Ricks (22), Danielle Sanderlin (20), vs. Colgate (11/20/19)
Two Players Scored 25+ Points in Same Game		Amanda Cavo (28), Brittané Russell (25), at Missouri State (12/21/08)
Three Players Scored 20+ Points in Same Game		Never since 2000-01
Scored 20+ Points in Two Straight Games		D'Jhai Patterson-Ricks (2), 1/18/20 - 1/23/20
Scored 20+ Points in Three Straight Games		Jénel Stevens (10), 12/21/02 - 1/26/03
Scored 20+ Points in Four Straight Games		Jénel Stevens (10), 12/21/02 - 1/26/03
Scored 20+ Points in Five Straight Games		Jénel Stevens (10), 12/21/02 - 1/26/03
Scored 30+ Points in Two Straight Games		Shauna Geronzin (2), 2/20/00 - 2/25/00
Scored 10+ Points in 10 Straight Games		Dani Haskell (11), 11/20/21 - 1/15/22
Scored 10+ Points in 15 Straight Games		D'Jhai Patterson-Ricks (18), 3/9/19 - 1/25/20
Scored 10+ Points in 20 Straight Games		Jénel Stevens (26), 2/14/02 - 2/12/03
Five Players Score 10+ Points in Same Game		D'Jhai Patterson-Ricks (12), Danielle Sanderlin (12), Shannon Conely (12), Sara Hinriksdóttir (11), Anndea Zeigler (10), vs. Miami (Ohio) (11/9/18)
Six Players Score 10+ Points in Same Game		Cheri Wittlieb (20), Jénel Stevens (17), Becky Zak (14), Lonnie Brown (13), Jessica Steeves (12), Jackie Richards (10), at Fairfield (2/14/04)

SUPERLATIVES

Last Canisius Double-Double		A.J. Timbers (16 pts, 11 reb), vs. Siena (3/10/20)
Last Canisius Double-Double (Pts/Ast)		Brittané Russell (15 pts, 10 ast), vs. Manhattan (1/11/10)
Last Double-Double in Consecutive Games		Danielle Sanderlin vs. Siena (20 pts, 10 reb — 1/11/20) at Fairfield (20 pts, 10 reb — 1/16/20)
Multiple Double-Doubles in Same Game		Marie Warner (17 pts, 10 reb) Brittané Russell (14 pts, 12 reb) vs. Marist (3/8/09)
Last Canisius Triple-Double		Tricia Breznitsky (10 pts, 11 reb, 10 ast), at Marist (1/23/00)
Last 20-Point, 10-Rebound Game		Danielle Sanderlin (23 pts, 12 reb), vs. Niagara (2/24/20)
Last 20-Point, 20-Rebound Game		Marie Warner (23 pts, 21 reb), vs. Saint Peter's (1/30/09)

FIELD GOALS

Made 10+ FG in a Game	10	Danielle Sanderlin, vs. Niagara (2/24/20)
Made 12+ FG in a Game	12	Danielle Sanderlin, at Saint Peter's (2/15/20)
Attempted 15+ FG in a Game	16	Dani Haskell, at Manhattan (2/17/22)
Attempted 17+ FG in a Game	17	Athina Lexa, vs. Marist (2/12/22)
Attempted 20+ FG in a Game	20	Danielle Sanderlin, at Iona (2/27/20)

3-POINT FIELD GOALS

Made 5+ 3-Point FG in a Game	5	Dani Haskell, at Manhattan (2/17/22)
Made 6+ 3-Point FG in a Game	6	Maria Welch, at Monmouth (2/7/16)
Made 7+ 3-Point FG in a Game	7	Amanda Cavo, at Missouri State (12/21/07)
Attempted 10+ 3-Point FG in a Game	11	Dani Haskell, at Manhattan (2/17/22)
Attempted 12+ 3-Point FG in a Game	10	Shaunae Brown, at Manhattan (2/17/22)
Attempted 15+ 3-Point FG in a Game	12	Dani Haskell, vs. Detroit Mercy (11/23/21)
Attempted 18+ 3-Point FG in a Game	18	Mimi LaMagna, vs. Siena (11/24/96)

FREE THROWS

Made 10+ Free Throws in a Game	11	Shayla Sweeney, at Iona (2/27/20)
Made 11+ Free Throws in a Game	11	Shayla Sweeney, at Iona (2/27/20)
Made 12+ Free Throws in a Game	12	D'Jhai Patterson-Ricks, vs. Rider (1/23/20)
Made 13+ Free Throws in a Game	13	Kayla Hoochuli, at Niagara (1/21/15)
Made 14+ Free Throws in a Game	16	Heather Fiore, vs. Colgate (1/22/97)
Made 15+ Free Throws in a Game	16	Heather Fiore, vs. Colgate (1/22/97)
Attempted 10+ Free Throws in a Game	10	Dani Haskell, vs. Quinnipiac (1/27/22)
Attempted 11+ Free Throws in a Game	12	Shayla Sweeney, at Iona (2/27/20)
Attempted 12+ Free Throws in a Game	12	Shayla Sweeney, at Iona (2/27/20)
Attempted 13+ Free Throws in a Game	16	D'Jhai Patterson-Ricks, vs. Rider (1/23/20)
Attempted 14+ Free Throws in a Game	16	D'Jhai Patterson-Ricks, vs. Rider (1/23/20)
Attempted 15+ Free Throws in a Game	16	D'Jhai Patterson-Ricks, vs. Rider (1/23/20)

REBOUNDS

Had 10+ Rebounds	15	Rhay Porter, vs. Rider (1/13/22)
Had 11+ Rebounds	15	Rhay Porter, vs. Rider (1/13/22)
Had 12+ Rebounds	15	Rhay Porter, vs. Rider (1/13/22)
Had 13+ Rebounds	15	Rhay Porter, vs. Rider (1/13/22)
Had 14+ Rebounds	15	Rhay Porter, vs. Rider (1/13/22)
Had 15+ Rebounds	15	Rhay Porter, vs. Rider (1/13/22)
Had 20+ Rebounds	21	Marie Warner, vs. Saint Peter's (1/30/09)
10+ Rebounds in Two Straight Games		10, Rhay Porter, vs. Niagara (1/9/22) 15, Rhay Porter, vs. Rider (1/13/22)

ASSISTS

Had 5+ Assists	5	Dani Haskell, at Manhattan (2/17/22)
Had 6+ Assists	6	Dani Haskell, at Iona (2/3/22)
Had 7+ Assists	7	Cheyenne Stubbs, vs. Niagara (1/9/22)
Had 8+ Assists	8	Tamara Miskovic, vs. Quinnipiac (3/3/17)
Had 9+ Assists	9	Margrét Hálfánardóttir, at Morehead St. (12/19/16)
Had 10+ Assists	10	Brittané Russell, vs. Manhattan (1/11/10)
Had 12+ Assists	13	Becky Zak, vs. Siena (1/5/06)
Had 15+ Assists	15	Tricia Breznitsky, at Siena (1/28/00)

BLOCKS

Had 4+ Blocks	5	Ella Väättänen, vs. Marist (2/12/22)
Had 5+ Blocks	5	Ella Väättänen, vs. Marist (2/12/22)
Had 6+ Blocks	6	Rhay Porter, vs. Niagara (1/9/22)

STEALS

Had 4+ Steals	4	Cheyenne Stubbs, vs. Siena (1/29/22)
Had 5+ Steals	8	Cheyenne Stubbs, vs. Quinnipiac (1/27/22)
Had 6+ Steals	8	Cheyenne Stubbs, vs. Quinnipiac (1/27/22)
Had 7+ Steals	8	Cheyenne Stubbs, vs. Quinnipiac (1/27/22)
Had 8+ Steals	8	Cheyenne Stubbs, vs. Quinnipiac (1/27/22)
Had 9+ Steals	9	Brittané Russell, vs. Colgate (11/12/07)
Had 10+ Steals	10	Mimi LaMagna, vs. Siena (1/12/96)

MINUTES PLAYED

Played Entire Game	40:00	D'Jhai Patterson-Ricks, vs. Quinnipiac (3/7/20)
Played 40+ Minutes		41:20, Shaunae Brown, at Fairfield (2/5/22) 40:13, Erika Joseph, at Fairfield (2/5/22)
Played 45+ Minutes	50:10	Sara Hinriksdóttir, at St. Bonaventure (11/13/18) 48:13, Shannon Conely, at St. Bonaventure (11/13/18)

FOULS

Fouled Out		Dani Haskell, at Iona (2/3/22)
Two Players Foul Out		Saliah Serrette, Anndea Zeigler, vs. Rider (2/18/18)
Three Players Foul Out		Laura Buetow, Jessie Lamparski, Megan Lyte, vs. Loyola (Md.) (3/4/06)

Bold denotes occurred during 2021-22 season



2021-22 CANISIUS WOMEN'S BASKETBALL GAME NOTES

2021-22 CANISIUS WOMEN'S BASKETBALL COACHING AND SUPPORT STAFF



SAHAR NUSSEIBEH
HEAD COACH

COACHING HISTORY

2009-11	Cincinnati (Graduate Assistant)
2011-13	Holy Cross (Assistant Coach)
2013-16	Bowling Green (Assistant Coach)
2016-19	Manhattan (Associate Head Coach)
2019-21	Miami (Ohio) (Defensive Coordinator)
2021-Present	Canisius (Head Coach)

PLAYING HISTORY

2006-09	American
---------	----------

YEAR-BY-YEAR RECORD

Year	School	Overall	MAAC
2021-22	Canisius	4-21 (.160)	2-14 (.125)
Overall		4-21 (.160)	2-14 (.125)

NUSSEIBEH'S MILESTONES

Accolade	Date	Opponent	Result
1st Win	11/20/21	vs. Colgate	W, 61-58
1st Division I Win	11/20/21	vs. Colgate	W, 61-58
1st Home Win	11/20/21	vs. Colgate	W, 61-58
1st MAAC Win	1/29/22	vs. Siena	W, 81-78

NUSSEIBEH'S PHILOSOPHY

FEET IN

Fully committed with two feet in and being present in the moment

ARMS OUT

Reaching out to help one another — whether on campus or in the community

EYES UP

Confidence and presence. It's how you carry yourself and respect one another

SAHAR NUSSEIBEH was officially named the 10th head coach in Canisius women's basketball program history on July 23, 2021. A long-time assistant coach with 12 years of Division I coaching experience, Nusseibeh takes over the Canisius program after spending the previous two seasons (2019-20, 2020-21) at Miami University where she also held the title of defensive coordinator.


As the defensive coordinator at Miami University in Oxford, Ohio, Nusseibeh was responsible for developing and implementing all aspects of team and individual defensive concepts. She also worked on game planning the team's defensive strategies and was in charge of all defensive play calls and in-game adjustments during timeouts and in-game action. Prior to joining the Redhawks' staff, she spent three seasons (2016-17 through 2018-19) as the associate head coach, recruiting coordinator and defensive coordinator at Manhattan College in Riverdale, N.Y.

In her time at Manhattan, Nusseibeh played a key role in recruiting and coaching five All-MAAC selections, two MAAC All-Rookie Team honorees and the 2019 MAAC Women's Defensive Player of the Year. One of the Women's Basketball Coaches Association's (WBCA) "Thirty Under 30" honorees in 2016, Nusseibeh led the Jaspers' defensive efforts which saw Manhattan rank among the top-five in the MAAC in scoring defense, blocked shots and turnovers forced in three-straight seasons. In her final year at Manhattan, the Jaspers ranked 17th nationally in scoring defense (56.3 points per game allowed), while ranking in the top-100 nationally in field goal percentage defense (75th), steals per game (76th), blocked shots per game (63rd) and turnovers forced (79th).

Nusseibeh was a part of the Bowling Green coaching staff for three seasons (2013-14 through 2015-16) and helped lead the Falcons to a 2013-14 Mid-American Conference regular season crown after the team went 30-5 overall and 17-1 in league play. She recruited and coached five All-MAC honorees, including an All-America selection, and she played a key role in helping Bowling Green earn three-straight WBCA Top-25 Team Academic Awards. Nusseibeh began her collegiate coaching career as a graduate assistant at Cincinnati, where she was the video coordinator, academic liaison and assisted in coaching the post players. She then spent two seasons at Holy Cross as an assistant coach where she also handled video operations and worked with the posts. Prior to beginning her collegiate coaching career, Nusseibeh completed internships with the WNBA's Atlanta Dream (2007) and Washington Mystics (2009), and worked with USA Basketball on preparing the U19 World University Games teams for competitions in Thailand and Serbia.

A member of the 2006 Patriot League All-Rookie Team, Nusseibeh played 116 career games at American, where she won a pair of league regular season titles as a member of the Eagles' program. She was a member of the program when it made a pair of WNIT appearances, the first two postseason berths in program history.

Nusseibeh earned her undergraduate degree in international relations/international business from American in 2009 and then went on to earn her MBA from Cincinnati in 2011.



JARED ZEIDMAN

1st season



Zeidman joined Nusseibeh's coaching staff after spending the previous nine seasons as the associate head coach and recruiting coordinator at Union College in Schenectady, N.Y. Prior to his tenure at Union, Zeidman spent three seasons at Buffalo on the staff of then-Bulls and current Canisius men's basketball head coach **REGGIE WITHERSPOON**. Zeidman graduated from Quinnipiac in 2008 with a degree in media studies before earning his master's in student affairs administration from Buffalo in 2011.

BEN LOBER

2nd season



Lober is currently in his second season with the Canisius women's basketball program, serving as the team's Academic and Operations coach. Prior to arriving on Main Street, Lober was a student manager on the Michigan State women's basketball team for the 2018-19 season before being appointed the head manager for the 2019-20 season. Lober graduated from Michigan State in 2020 with a degree in economics.

KRISTA BEECHY

1st season



Beechy joined Canisius' staff after a five-year tenure at Furman. In her role with the Paladins' women's program, she was responsible for aiding recruiting, scouting and player development. Prior to Furman, she spent three years at Kent State as its Director of Basketball Operations. A 2010 graduate of Grove City College with a business management degree, she received her master's in business administration with a finance concentration from Winthrop in 2014.

TAYLOR KENNEY

2nd season at Canisius, 1st with program



Kenney is in her second season at Canisius on the athletic training staff and in her first season with the women's basketball program. She served as the trainer for Canisius' men's soccer and club sports teams during the 2020-21 season. A graduate of SUNY Cortland, during her undergraduate studies, Kenney was an athletic training student with the school's football, men's and women's soccer, field hockey and men's lacrosse programs. She graduated with an athletic training degree from SUNY Cortland in 2019.



2021-22 CANISIUS WOMEN'S BASKETBALL GAME NOTES



SHAUNAE BROWN (SHAW-NAY)

JUNIOR • GUARD • 5-5 • TORONTO, ONTARIO • J. ADDISON

2021-22 SEASON STATS

PPG	RPG	APG	FG%	3-FG%	FT%
7.8	2.4	2.2	32.9	32.1	55.6

LAST APPEARANCE — AT MANHATTAN (2/17/22)

MIN	PTS	FG	3-FG	REB	AST
32:21	10	4-14	2-10	2	4

2021-22 • JUNIOR SEASON

• Logged career-high seven rebounds in MAAC opener against Saint Peter's (Dec. 19) ... six assists at Duquesne (Dec. 1), tying single-game best ... scored go-ahead basket with 13 seconds left in victory over Colgate (Nov. 20) ... netted career-high 16 points at St. Bonaventure (Nov. 17)

2020-21 • SOPHOMORE SEASON

• Started all five games during the pandemic-shortened season ... scored career-high 13 points, grabbed five boards and played 38 minutes at Marist (Dec. 12) ... averaged team-leading 36.8 minutes played per contest

2019-20 • FRESHMAN SEASON

• Played in 29 games, starting seven ... scored season-high 11 points on 5-for-8 shooting at Quinnipiac (Jan. 18) ... played season-high 28 minutes, going 3-of-4 from 3-point range at Iona (Feb. 27)

BEFORE CANISIUS

• Played one season at J. Addison, averaged 16 points, six rebounds, five assists and two steals per game

PERSONAL

• Born Aug. 31, 2001 ... majoring in human services

2021-22 SEASON STATS

OPPONENT	GS	MP	FG-A	PCT	3P-PA	PCT	FT-A	PCT	O-D-T	PF	A	TO	BLK	STL	PTS
at Buffalo (11/9)	*	31:24	1-11	.091	0-2	.000	0-0	—	2-0-2	2	2	4	0	0	2
at Binghamton (11/13)	*	25:58	2-10	.200	1-3	.333	0-0	—	1-2-3	4	1	8	0	2	5
at St. Bonaventure (11/17)	*	31:44	6-15	.400	3-8	.375	1-2	.500	0-2-2	0	3	1	0	2	16
COLGATE (11/20)	*	34:27	5-15	.333	1-7	.143	2-2	1.000	0-5-5	2	4	1	0	0	13
DETROIT MERCY (11/23)	*	16:15	1-5	.200	0-2	.000	0-0	—	0-0-0	0	2	2	0	0	2
ROBERT MORRIS (11/27)	*	32:25	1-6	.167	1-4	.250	1-4	.250	0-0-0	0	2	0	0	0	4
at Duquesne (12/1)	*	30:49	4-7	.571	3-5	.600	0-0	—	2-3-5	2	6	2	0	0	11
YOUNGSTOWN ST. (12/8)	*	35:33	3-8	.375	0-1	.000	2-4	.500	0-1-1	2	2	5	0	0	8
at UAlbany (12/15)	*	28:41	0-6	.000	0-5	.000	0-0	—	0-1-1	1	1	6	0	1	0
SAINT PETER'S (12/19)	*	32:19	4-10	.400	2-3	.667	3-4	.750	1-6-7	1	4	4	0	0	13
MANHATTAN (12/21)	*	24:10	5-10	.500	1-5	.200	0-0	—	0-2-2	1	3	1	0	0	11
NIAGARA (1/9)	*	31:15	2-8	.250	0-3	.000	2-3	.667	0-1-1	2	4	2	0	0	6
RIDER (1/13)	*	28:06	2-7	.286	0-2	.000	0-0	—	0-4-4	2	1	1	0	1	4
FAIRFIELD (1/15)	*	21:58	2-6	.333	2-3	.667	0-0	—	0-1-1	0	0	5	0	0	6
at Saint Peter's (1/20)	*	32:33	4-8	.500	4-6	.667	0-0	—	0-1-1	1	4	1	0	1	12
at Monmouth (1/22)	*	27:23	0-5	.000	0-2	.000	0-0	—	0-2-2	1	0	1	0	0	0
at Marist (1/24)	*	29:20	4-12	.333	4-10	.400	0-0	—	0-4-4	2	1	2	1	2	12
QUINNIPAC (1/27)	*	24:59	0-3	.000	0-1	.000	0-0	—	0-0-0	0	1	1	0	0	0
SIENA (1/29)	*	29:03	3-5	.600	3-3	1.000	0-0	—	0-2-2	1	4	2	0	2	9
at Iona (2/3)	*	26:53	2-7	.286	2-4	.500	0-0	—	0-3-3	0	1	2	0	0	6
at Fairfield (2/5)	*	41:20	6-10	.600	2-5	.400	1-2	.500	0-3-3	2	0	2	0	0	15
at Quinnipiac (2/7)	*	33:54	5-13	.385	2-7	.286	2-2	1.000	3-1-4	1	3	0	0	2	14
MONMOUTH (2/10)	*	33:58	4-10	.400	1-4	.250	0-0	—	1-1-2	3	2	2	0	1	9
MARIST (2/12)	*	27:40	2-8	.250	1-4	.250	1-4	.250	1-2-3	2	1	3	0	1	6
at Manhattan (2/17)	*	32:21	4-14	.286	2-10	.200	0-0	—	1-1-2	1	4	3	0	2	10
at Rider (2/19)															
at Siena (2/24)															
at Niagara (2/26)															
IONA (3/5)															

CAREER HONORS

2020-21 MAAC All-Academic Team

2021-22 SEASON HIGHS

Points	16	at St. Bonaventure (11/17/21)
Field Goals	6 (2x)	Last: at Fairfield (2/5/22)
Field Goal Att.	15 (2x)	Last: vs. Colgate (11/20/21)
3-PT Field Goals	4 (2x)	Last: at Marist (1/24/22)
3-PT Field Goal Att.	10 (2x)	Last: at Manhattan (2/17/22)
Free Throws	3	vs. Saint Peter's (12/19/21)
Free Throw Att.	4 (4x)	Last: vs. Marist (2/12/22)
Rebounds	7	vs. Saint Peter's (12/19/21)
Assists	6	at Duquesne (12/1/21)
Blocks	1	at Marist (1/24/22)
Steals	2 (6x)	Last: at Manhattan (2/17/22)

CAREER HIGHS

Points	16	at St. Bonaventure (11/17/21)
Field Goals	6 (2x)	Last: at Fairfield (2/5/22)
Field Goal Att.	15 (2x)	Last: vs. Colgate (11/20/21)
3-PT Field Goals	4 (2x)	Last: at Marist (1/24/22)
3-PT Field Goal Att.	10 (2x)	Last: at Manhattan (2/17/22)
Free Throws	3	vs. Saint Peter's (12/19/21)
Free Throw Att.	5	at Saint Peter's (12/19/20)
Rebounds	7	vs. Saint Peter's (12/19/21)
Assists	6 (2x)	Last: at Duquesne (12/1/21)
Blocks	1 (2x)	Last: at Marist (1/24/22)
Steals	2 (8x)	Last: at Manhattan (2/17/22)

MISCELLANEOUS

	FR	SO	JR	TOTAL
Double-Doubles	—	—	—	—
10+ Points	1	3	10	14
20+ Points	—	—	—	—
5+ Rebounds	—	1	3	4
10+ Rebounds	—	—	—	—
5+ Assists	—	1	1	2
2+ 3-PT Field Goals	1	3	11	15
2+ Steals	—	2	6	8
2+ Blocks	—	—	—	—
Led Team in Points	—	1	6	7
Led Team in Rebs.	—	1	1	2
Led Team in Assists	2	1	8	11
Led Team in Steals	—	2	5	7
Led Team in Blocks	—	1	—	1

BROWN'S CAREER YEAR-BY-YEAR STATISTICS

SEASON	GP	GS	MIN	AVG	FG	FGA	PCT	3-FG	3-FGA	PCT	FT	FTA	PCT	OFF	DEF	TOT	AVG	PF	FO	AST	TO	BLK	STL	PTS	AVG
2019-20	29	7	430	14.8	38	98	.388	10	33	.303	0	0	.000	2	29	31	1.1	23	0	23	30	0	2	86	3.0
2020-21	5	5	184	36.8	17	53	.321	9	26	.346	5	9	.556	1	14	15	3.0	7	0	18	12	1	4	48	9.6
2021-22	25	25	744	29.8	72	219	.329	35	109	.321	15	27	.556	12	48	60	2.4	33	0	56	61	1	17	194	7.8
TOTALS	59	37	1358	23.0	127	370	.343	54	168	.321	20	36	.556	15	91	106	1.8	63	0	97	103	2	23	328	5.6



2021-22 CANISIUS WOMEN'S BASKETBALL GAME NOTES

LYDIA GATTOZZI (GUH-TOE-ZEE)

FRESHMAN • GUARD • 5-10 • CHARDON, OHIO • BEAUMONT

2021-22 SEASON STATS

PPG	RPG	APG	FG%	3-FG%	FT%
5.6	2.1	0.6	37.3	25.6	70.0

LAST APPEARANCE — AT MANHATTAN (2/17/22)

MIN	PTS	FG	3-FG	REB	STL
10:26	0	0-3	0-1	0	1

2021-22 • FRESHMAN SEASON

• Recorded season-highs in points (17) and rebounds (7) in first collegiate start against Niagara (Jan. 9) ... named MAAC Rookie of the Week after scoring then-season-high 15 points at Duquesne (Dec. 1) ... logged first multi-steal performance vs. Colgate (Nov. 20)

BEFORE CANISIUS

• Played four seasons for Beaumont School earning four varsity letters ... Beaumont's all-time leading scorer with 1,496 points ... chosen to Division II All-Ohio Honorable Mention teams following freshman and sophomore campaigns for the Blue Streaks ... selected as a Division II All-Ohio Special Mention members at the conclusion of her junior and senior seasons

PERSONAL

• Born Oct. 11, 2002 ... daughter of Nick and Stefani Gattozzi ... has a brother, Nick ... father played football at Allegheny College ... majoring in journalism

2021-22 SEASON STATS

OPPONENT	GS	MP	FG-A	PCT	3P-PA	PCT	FT-A	PCT	O-D-T	PF	A	TO	BLK	STL	PTS
at Buffalo (11/9)		28:33	2-8	.250	1-4	.250	0-2	.000	2-1-3	2	1	2	0	0	5
at Binghamton (11/13)		20:11	2-8	.250	0-1	.000	1-2	.500	0-3-3	1	0	3	0	0	5
at St. Bonaventure (11/17)		20:54	2-5	.400	0-1	.000	4-4	1.000	0-0-0	1	0	1	0	0	8
COLGATE (11/20)		24:39	3-10	.300	0-2	.000	2-3	.667	0-2-2	0	2	0	0	2	8
DETROIT MERCY (11/23)		19:55	0-4	.000	0-1	.000	2-2	1.000	0-2-2	0	2	3	0	0	2
ROBERT MORRIS (11/27)		16:24	1-5	.200	0-1	.000	1-2	.500	1-3-4	2	0	0	0	0	3
at Duquesne (12/1)		23:05	6-12	.500	3-7	.429	0-0	—	2-2-4	3	1	4	2	0	15
YOUNGSTOWN ST. (12/8)		24:29	3-8	.375	1-3	.333	2-2	1.000	2-1-3	3	0	0	0	0	9
at UAlbany (12/15)		18:57	1-6	.167	0-3	.000	0-0	—	0-1-1	3	1	1	1	1	2
SAINT PETER'S (12/19)		17:08	4-7	.571	2-4	.500	2-2	1.000	1-1-2	0	0	1	0	0	12
MANHATTAN (12/21)		18:52	1-1	1.000	1-1	1.000	4-6	.667	0-0-0	1	1	3	0	1	7
NIAGARA (1/9)	*	35:36	6-11	.545	0-1	.000	5-6	.833	4-3-7	4	1	3	0	0	17
RIDER (1/13)		15:09	1-4	.250	0-2	.000	0-0	—	0-2-2	1	1	2	0	0	2
FAIRFIELD (1/15)		18:22	1-3	.333	0-1	.000	0-0	—	1-0-1	1	2	1	0	0	2
at Saint Peter's (1/20)		19:30	0-2	.000	0-1	.000	2-2	1.000	0-1-1	1	1	4	0	1	2
at Monmouth (1/22)		9:48	1-4	.250	0-0	—	1-1	1.000	2-1-3	0	0	1	0	0	3
at Marist (1/24)		18:15	2-4	.500	1-2	.500	1-1	1.000	1-2-3	1	0	2	0	0	6
QUINNIPIAC (1/27)		12:59	0-1	.000	0-0	—	0-0	—	0-1-1	1	0	2	0	0	0
SIENA (1/29)		17:37	4-7	.571	0-1	.000	4-7	.571	0-1-1	2	2	3	0	0	12
at Iona (2/3)		19:44	3-4	.750	0-0	—	1-1	1.000	0-2-2	1	0	4	0	1	7
at Fairfield (2/5)		15:24	3-3	1.000	0-0	—	0-1	.000	0-3-3	0	0	1	0	1	6
at Quinnipiac (2/7)		17:47	1-6	.167	1-2	.500	3-6	.500	1-1-2	1	0	1	0	0	6
MONMOUTH (2/10)		10:01	0-0	—	0-0	—	0-0	—	1-1-2	1	0	0	0	0	0
MARIST (2/12)		10:49	0-0	—	0-0	—	0-0	—	0-1-1	0	0	1	0	0	0
at Manhattan (2/17)		10:26	0-3	.000	0-1	.000	0-0	—	0-0-0	1	0	1	0	1	0
at Rider (2/19)															
at Siena (2/24)															
at Niagara (2/26)															
IONA (3/5)															

CAREER HONORS

MAAC Rookie of the Week (Dec. 6, 2021)

SEASON / CAREER HIGHS

Points	17	vs. Niagara (1/9/22)
Field Goals	6	at Duquesne (12/1/21)
Field Goal Att.	12	at Duquesne (12/1/21)
3-PT Field Goals	3	at Duquesne (12/1/21)
3-PT Field Goal Att.	7	at Duquesne (12/1/21)
Free Throws	5	vs. Niagara (1/9/22)
Free Throw Att.	7	vs. Siena (1/29/22)
Rebounds	7	vs. Niagara (1/9/22)
Assists	2 (4x), Last: vs. Siena (1/29/22)	
Blocks	2	at Duquesne (12/1/21)
Steals	2	vs. Colgate (11/20/21)

MISCELLANEOUS

	FR	TOTAL
Double-Doubles	—	—
10+ Points	4	4
20+ Points	—	—
5+ Rebounds	1	1
10+ Rebounds	—	—
5+ Assists	—	—
2+ 3-PT Field Goals	2	2
2+ Steals	1	1
2+ Blocks	1	1
Led Team in Points	1	1
Led Team in Rebs.	—	—
Led Team in Assists	1	1
Led Team in Steals	2	2
Led Team in Blocks	2	2

GATTOZZI'S CAREER YEAR-BY-YEAR STATISTICS

SEASON	GP	GS	MIN	AVG	FG	FGA	PCT	3-FG	3-FGA	PCT	FT	FTA	PCT	OFF	DEF	TOT	AVG	PF	FO	AST	TO	BLK	STL	PTS	AVG
2021-22	25	1	465	18.6	47	126	.373	10	39	.256	35	50	.700	18	35	53	2.1	31	0	15	44	3	8	139	5.6
TOTALS	25	1	465	18.6	47	126	.373	10	39	.256	35	50	.700	18	35	53	2.1	31	0	15	44	3	8	139	5.6



2021-22 CANISIUS WOMEN'S BASKETBALL GAME NOTES

ELLA VÄÄTÄNEN

(VAH-TA-NIHN)

GRADUATE STUDENT • FORWARD • 6-1 • TUUSULA, FINLAND • MÄKELÄNRINNE / LIU

2021-22 SEASON STATS

PPG	RPG	BPG	FG%	3-FG%	FT%
3.4	2.9	1.1	27.2	28.1	35.7

LAST APPEARANCE — AT MANHATTAN (2/17/22)

MIN	PTS	FG	3-FG	REB	BLK
11:56	0	0-1	0-1	2	0

2021-22 • GRADUATE SEASON

• Blocked career-high five shots vs. Marist (Feb. 12) ... hauled in career-high nine rebounds at Fairfield (Feb. 5) ... established career-high for 3-pointers made (3) at Iona (Feb. 3) ... tied season-high two assists against Fairfield (Jan. 15) ... scored 10 points against Niagara (Jan. 9), recording second 10-point game of career

2020-21 • SENIOR SEASON

• Appeared in all five games, making two starts during pandemic-shortened season ... finished with 13 points, three blocks and two steals

BEFORE CANISIUS

• Played three seasons at Long Island University, logging 81 games played (27 starts) with the Sharks ... attended Mäkelänrinne High School in Helsinki and played club basketball at Helsinki Basketball Academy

PERSONAL

• Born Dec. 5, 1997 ... daughter of Jari and Aija Väättänen ... has a brother, Arttu ... received her bachelor's degree in communications ... currently pursuing her master's in sport administration

2021-22 SEASON STATS

OPPONENT	GS	MP	FG-A	PCT	3P-PA	PCT	FT-A	PCT	O-D-T	PF	A	TO	BLK	STL	PTS
at Buffalo (11/9)	*	14:40	0-5	.000	0-2	.000	0-0	—	0-3-3	4	1	2	0	0	0
at Binghamton (11/13)	*	28:08	0-3	.000	0-1	.000	0-0	—	2-3-5	2	1	1	0	2	0
at St. Bonaventure (11/17)	*	21:25	2-5	.400	1-3	.333	0-0	—	2-1-3	2	0	3	1	0	5
COLGATE (11/20)	*	15:04	1-3	.333	1-3	.333	0-0	—	0-2-2	2	1	2	0	1	3
DETROIT MERCY (11/23)	*	12:32	1-3	.333	1-3	.333	0-2	.000	0-2-2	1	0	0	0	0	3
ROBERT MORRIS (11/27)	*	23:00	1-3	.333	0-2	.000	0-0	—	0-0-0	1	1	1	1	1	2
at Duquesne (12/1)	*	23:35	1-5	.200	0-2	.000	0-0	—	1-2-3	1	1	0	1	1	2
YOUNGSTOWN ST. (12/8)	*	21:40	2-3	.667	0-1	.000	1-4	.250	2-2-4	5	0	3	2	0	5
at UAlbany (12/15)	*	25:21	3-7	.429	2-5	.400	0-0	—	1-1-2	2	2	2	1	0	8
SAINT PETER'S (12/19)	*	24:57	1-6	.167	0-2	.000	0-0	—	2-0-2	1	1	3	2	2	2
MANHATTAN (12/21)	*	25:54	0-4	.000	0-3	.000	2-3	.667	1-3-4	2	0	3	3	2	2
NIAGARA (1/9)	*	29:34	4-9	.444	2-4	.500	0-1	.000	1-3-4	4	0	2	1	1	10
RIDER (1/13)	*	28:05	2-8	.250	0-3	.000	1-2	.500	1-4-5	4	0	2	3	1	5
FAIRFIELD (1/15)	*	21:38	0-6	.000	0-0	—	0-0	—	1-2-3	1	2	1	1	0	0
at Saint Peter's (1/20)	*	11:58	0-3	.000	0-2	.000	0-0	—	0-0-0	2	0	1	0	0	0
at Monmouth (1/22)		12:06	0-1	.000	0-1	.000	0-0	—	0-1-1	0	0	2	0	0	0
at Marist (1/24)		24:23	1-5	.200	1-4	.250	0-0	—	1-0-1	1	1	0	0	0	3
QUINNIPAC (1/27)	*	22:54	2-8	.250	2-4	.500	0-0	—	0-5-5	2	0	2	4	1	6
SIENA (1/29)	*	19:38	2-3	.667	1-1	1.000	0-0	—	4-1-5	4	1	0	0	1	5
at Iona (2/3)	*	26:12	3-5	.600	3-4	.750	0-0	—	1-1-2	3	0	2	1	2	9
at Fairfield (2/5)	*	18:46	2-4	.500	2-4	.500	0-0	—	1-8-9	4	0	2	1	0	6
at Quinnipiac (2/7)	*	16:53	0-4	.000	0-3	.000	1-2	.500	0-2-2	0	0	1	1	0	1
MONMOUTH (2/10)	*	19:44	2-5	.400	1-3	.333	0-0	—	1-1-2	3	0	0	0	0	5
MARIST (2/12)	*	15:26	1-5	.200	1-3	.333	0-0	—	1-0-1	2	0	2	5	0	3
at Manhattan (2/17)	*	11:56	0-1	.000	0-1	.000	0-0	—	1-1-2	2	0	3	0	0	0
at Rider (2/19)															
at Siena (2/24)															
at Niagara (2/26)															
IONA (3/5)															

2021-22 SEASON HIGHS

Points	10	vs. Niagara (1/9/22)
Field Goals	4	vs. Niagara (1/9/22)
Field Goal Att.	9	vs. Niagara (1/9/22)
3-PT Field Goals	3	at Iona (2/3/22)
3-PT Field Goal Att.	5	at UAlbany (12/15/21)
Free Throws	2	vs. Manhattan (12/21/21)
Free Throw Att.	4	vs. Youngstown State (12/8/21)
Rebounds	9	at Fairfield (2/5/22)
Assists	2	at UAlbany (12/15/21)
Blocks	5	vs. Fairfield (1/15/22)
Steals	2	vs. Marist (2/12/22)

CAREER HIGHS

Points	11	vs. UC Irvine (11/23/18)*
Field Goals	5	vs. UC Irvine (11/23/18)*
Field Goal Att.	12	at Grand Canyon (11/24/18)*
3-PT Field Goals	3	at Iona (2/3/22)
3-PT Field Goal Att.	5 (3x), Last:	at UAlbany (12/15/21)
Free Throws	2 (6x), Last:	vs. Manhattan (12/21/21)
Free Throw Att.	4 (3x), Last:	vs. Ytown State (12/8/21)
Rebounds	9	at Fairfield (2/5/22)
Assists	3 (3x), Last:	vs. Sacred Heart (2/18/19)*
Blocks	5	vs. Marist (2/12/22)
Steals	3	vs. Mount St. Mary's (2/11/19)*

Note: * - Denotes career highs set at LIU

MISCELLANEOUS

	FR	SO	JR	SR	GR	TOT
Double-Doubles	—	—	—	—	—	—
10+ Points	—	1	—	—	1	2
20+ Points	—	—	—	—	—	—
5+ Rebounds	1	5	—	—	5	11
10+ Rebounds	—	—	—	—	—	—
5+ Assists	—	—	—	—	—	—
2+ 3-PT Field Goals	1	2	—	—	5	8
2+ Steals	3	7	1	—	4	15
2+ Blocks	2	7	2	—	6	17
Led Team in Points	—	—	—	—	—	—
Led Team in Rebs.	—	1	—	—	1	2
Led Team in Assists	—	—	—	—	1	1
Led Team in Steals	2	4	—	1	3	10
Led Team in Blocks	2	10	4	2	9	27

Shaded columns denote seasons at LIU

VÄÄTÄNEN'S CAREER YEAR-BY-YEAR STATISTICS

SEASON	GP	GS	MIN	AVG	FG	FGA	PCT	3-FG	3-FGA	PCT	FT	FTA	PCT	OFF	DEF	TOT	AVG	PF	FO	AST	TO	BLK	STL	PTS	AVG
2017-18	30	2	295	9.8	13	55	.236	6	33	.182	3	11	.273	13	19	32	1.1	36	0	4	28	8	13	35	1.2
2018-19	29	22	687	23.7	40	121	.331	11	55	.200	11	24	.458	19	56	75	2.6	70	0	19	48	25	20	102	3.5
2019-20	22	3	199	9.1	14	43	.326	0	10	.000	4	5	.800	9	13	22	1.0	28	0	7	15	7	7	32	1.5
2020-21	5	2	106	21.2	6	22	.273	1	8	.125	0	0	.000	3	8	11	2.2	15	0	0	9	3	2	13	2.6
2021-22	25	23	515	20.6	31	114	.272	18	64	.281	5	14	.357	24	48	72	2.9	55	1	12	40	28	15	85	3.4
TOTALS	111	52	1802	16.2	104	355	.293	36	170	.212	23	54	.426	68	144	212	1.9	204	1	42	140	71	57	267	2.4

Gray shaded lines denote time spent at LIU



2021-22 CANISIUS WOMEN'S BASKETBALL GAME NOTES



SEASON / CAREER HIGHS

Points	
Field Goals	
Field Goal Att.	
3-PT Field Goals	
3-PT Field Goal Att.	
Free Throws	
Free Throw Att.	
Rebounds	
Assists	
Blocks	
Steals	

MISCELLANEOUS

	FR	SO	TOT
Double-Doubles			
10+ Points			
20+ Points			
5+ Rebounds			
10+ Rebounds			
5+ Assists			
2+ 3-PT Field Goals			
2+ Steals			
2+ Blocks			
Led Team in Points			
Led Team in Rebs.			
Led Team in Assists			
Led Team in Steals			
Led Team in Blocks			

Shaded columns denote seasons at Rhode Island

GIANA HERNANDEZ-BOULDEN

SOPHOMORE • GUARD • 6-1 • HAMILTON, N.J. • TRENTON CATHOLIC ACADEMY / RHODE ISLAND

2021-22 SEASON STATS

PPG	RPG	APG	FG%	3-FG%	FT%
—	—	—	—	—	—

LAST APPEARANCE — NONE

MIN	PTS	FG	3-FG	REB	AST
—	—	—	—	—	—

BEFORE CANISIUS

• Started 2020-21 season at West Virginia before transferring to Rhode Island ... averaged 11 points and seven rebounds during senior campaign at Trenton Catholic Academy, aiding team to Mercer County Tournament Championship title ... 2020 McDonald's All-American Game nominee ... 59th-ranked guard in class of 2020 by ESPN ... Named *The Trentonian* Player of the Year in 2020 and was two-time All-Area First Team nominee ... aided Trenton Catholic Academy to three consecutive Mercer County Championship game appearances ... represented Puerto Rico in 2017 FIBA Under-16 America's Women's Basketball Championship in Argentina, averaging 6.4 points and 4.6 rebounds in five games

PERSONAL

• Born Sept. 20, 2002 ... majoring in strategic communication

2021-22 SEASON STATS

OPPONENT	GS	MP	FG-A	PCT	3P-PA	PCT	FT-A	PCT	O-D-T	PF	A	TO	BLK	STL	PTS
at Buffalo (11/9)									---	DID NOT PLAY (NOT ON ROSTER)	---				
at Binghamton (11/13)									---	DID NOT PLAY (NOT ON ROSTER)	---				
at St. Bonaventure (11/17)									---	DID NOT PLAY (NOT ON ROSTER)	---				
COLGATE (11/20)									---	DID NOT PLAY (NOT ON ROSTER)	---				
DETROIT MERCY (11/23)									---	DID NOT PLAY (NOT ON ROSTER)	---				
ROBERT MORRIS (11/27)									---	DID NOT PLAY (NOT ON ROSTER)	---				
at Duquesne (12/1)									---	DID NOT PLAY (NOT ON ROSTER)	---				
YOUNGSTOWN ST. (12/8)									---	DID NOT PLAY (NOT ON ROSTER)	---				
at UAlbany (12/15)									---	DID NOT PLAY (NOT ON ROSTER)	---				
SAINT PETER'S (12/19)									---	DID NOT PLAY (NOT ON ROSTER)	---				
MANHATTAN (12/21)									---	DID NOT PLAY (NOT ON ROSTER)	---				
NIAGARA (1/9)									---	DID NOT PLAY (NOT ON ROSTER)	---				
RIDER (1/13)									---	DID NOT PLAY (NOT ON ROSTER)	---				
FAIRFIELD (1/15)									---	DID NOT PLAY (NOT ON ROSTER)	---				
at Saint Peter's (1/20)									---	DID NOT PLAY (NOT ON ROSTER)	---				
at Monmouth (1/22)									---	DID NOT PLAY (NOT ON ROSTER)	---				
at Marist (1/24)									---	DID NOT PLAY (NOT ON ROSTER)	---				
QUINNIPIAC (1/27)									---	DID NOT PLAY (INELIGIBLE DUE TO NCAA TRANSFER REGULATIONS)	---				
SIENA (1/29)									---	DID NOT PLAY (INELIGIBLE DUE TO NCAA TRANSFER REGULATIONS)	---				
at Iona (2/3)									---	DID NOT PLAY (INELIGIBLE DUE TO NCAA TRANSFER REGULATIONS)	---				
at Fairfield (2/5)									---	DID NOT PLAY (INELIGIBLE DUE TO NCAA TRANSFER REGULATIONS)	---				
at Quinnipiac (2/7)									---	DID NOT PLAY (INELIGIBLE DUE TO NCAA TRANSFER REGULATIONS)	---				
MONMOUTH (2/10)									---	DID NOT PLAY (INELIGIBLE DUE TO NCAA TRANSFER REGULATIONS)	---				
MARIST (2/12)									---	DID NOT PLAY (INELIGIBLE DUE TO NCAA TRANSFER REGULATIONS)	---				
at Manhattan (2/17)									---	DID NOT PLAY (INELIGIBLE DUE TO NCAA TRANSFER REGULATIONS)	---				
at Rider (2/19)									---	DID NOT PLAY (NOT ON ROSTER)	---				
at Siena (2/24)									---	DID NOT PLAY (NOT ON ROSTER)	---				
at Niagara (2/26)									---	DID NOT PLAY (NOT ON ROSTER)	---				
IONA (3/5)									---	DID NOT PLAY (NOT ON ROSTER)	---				

HERNANDEZ-BOULDEN'S CAREER YEAR-BY-YEAR STATISTICS

SEASON	GP	GS	MIN	AVG	FG	FGA	PCT	3-FG	3-FGA	PCT	FT	FTA	PCT	OFF	DEF	TOT	AVG	PF	FO	AST	TO	BLK	STL	PTS	AVG
2020-21																	---	DID NOT PLAY	---						
2021-22	0	0	0	0.0	0	0	.000	0	0	.000	0	0	.000	0	0	0	0.0	0	0	0	0	0	0	0	0.0
TOTALS	0	0	0	0.0	0	0	.000	0	0	.000	0	0	.000	0	0	0	0.0	0	0	0	0	0	0	0	0.0

Gray shaded lines denote time spent at Rhode Island



2021-22 CANISIUS WOMEN'S BASKETBALL GAME NOTES



HANNAH DOLAN

(DOH-LIN)

• GUARD • 5-10 • WILLIAMSVILLE, N.Y. • WILLIAMSVILLE SOUTH / NORTHFIELD MOUNT HERMON

2021-22 SEASON STATS

PPG	RPG	APG	FG%	3-FG%	FT%
—	—	—	—	—	—

LAST APPEARANCE — NONE

MIN	PTS	FG	3-FG	REB	AST
—	—	—	—	—	—

BEFORE CANISIUS

• Attended Northfield Mount Hermon for a post-grad year after playing five seasons at Williamsville South High School ... named an All-Western New York selection following her senior year in 2019-20 after logging 14 points, six assists, 3.8 steals and 3.3 rebounds per game

PERSONAL

• Born March 14, 2002 ... daughter of Michael and Kristen Dolan, both of whom are Canisius alumni ... has two brothers, Graham and Greg, and a sister, Gretchen ... mother played basketball at Canisius from 1987-91 ... brother, Greg, is currently on Cornell's men's basketball team ... currently enrolled in pathfinders

SEASON / CAREER HIGHS

Points	—
Field Goals	—
Field Goal Att.	—
3-PT Field Goals	—
3-PT Field Goal Att.	—
Free Throws	—
Free Throw Att.	—
Rebounds	—
Assists	—
Blocks	—
Steals	—

MISCELLANEOUS

	FR	TOTAL
Double-Doubles	—	—
10+ Points	—	—
20+ Points	—	—
5+ Rebounds	—	—
10+ Rebounds	—	—
5+ Assists	—	—
2+ 3-PT Field Goals	—	—
2+ Steals	—	—
2+ Blocks	—	—
Led Team in Points	—	—
Led Team in Rebs.	—	—
Led Team in Assists	—	—
Led Team in Steals	—	—
Led Team in Blocks	—	—

2021-22 SEASON STATS

OPPONENT	GS	MP	FG-A	PCT	3P-PA	PCT	FT-A	PCT	O-D-T	PF	A	TO	BLK	STL	PTS
at Buffalo (11/9)									---	DID NOT PLAY (INJURED)	---				
at Binghamton (11/13)									---	DID NOT PLAY (INJURED)	---				
at St. Bonaventure (11/17)									---	DID NOT PLAY (INJURED)	---				
COLGATE (11/20)									---	DID NOT PLAY (INJURED)	---				
DETROIT MERCY (11/23)									---	DID NOT PLAY (INJURED)	---				
ROBERT MORRIS (11/27)									---	DID NOT PLAY (INJURED)	---				
at Duquesne (12/1)									---	DID NOT PLAY (INJURED)	---				
YOUNGSTOWN ST. (12/8)									---	DID NOT PLAY (INJURED)	---				
at UAlbany (12/15)									---	DID NOT PLAY (INJURED)	---				
SAINT PETER'S (12/19)									---	DID NOT PLAY (INJURED)	---				
MANHATTAN (12/21)									---	DID NOT PLAY (INJURED)	---				
NIAGARA (1/9)									---	DID NOT PLAY (INJURED)	---				
RIDER (1/13)									---	DID NOT PLAY (INJURED)	---				
FAIRFIELD (1/15)									---	DID NOT PLAY (INJURED)	---				
at Saint Peter's (1/20)									---	DID NOT PLAY (INJURED)	---				
at Monmouth (1/22)									---	DID NOT PLAY (INJURED)	---				
at Marist (1/24)									---	DID NOT PLAY (INJURED)	---				
QUINNIPIAC (1/27)									---	DID NOT PLAY (INJURED)	---				
SIENA (1/29)									---	DID NOT PLAY (INJURED)	---				
at Iona (2/3)									---	DID NOT PLAY (INJURED)	---				
at Fairfield (2/5)									---	DID NOT PLAY (INJURED)	---				
at Quinnipiac (2/7)									---	DID NOT PLAY (INJURED)	---				
MONMOUTH (2/10)									---	DID NOT PLAY (INJURED)	---				
MARIST (2/12)									---	DID NOT PLAY (INJURED)	---				
at Manhattan (2/17)									---	DID NOT PLAY (INJURED)	---				
at Rider (2/19)									---	DID NOT PLAY (INJURED)	---				
at Siena (2/24)									---	DID NOT PLAY (INJURED)	---				
at Niagara (2/26)									---	DID NOT PLAY (INJURED)	---				
IONA (3/5)									---	DID NOT PLAY (INJURED)	---				

DOLAN'S CAREER YEAR-BY-YEAR STATISTICS

SEASON	GP	GS	MIN	AVG	FG	FGA	PCT	3-FG	3-FGA	PCT	FT	FTA	PCT	OFF	DEF	TOT	AVG	PF	FO	AST	TO	BLK	STL	PTS	AVG
2021-22	0	0	0	0.0	0	0	.000	0	0	.000	0	0	.000	0	0	0	0.0	0	0	0	0	0	0	0	0.0
TOTAL	0	0	0	0.0	0	0	.000	0	0	.000	0	0	.000	0	0	0	0.0	0	0	0	0	0	0	0	0.0



2021-22 CANISIUS WOMEN'S BASKETBALL GAME NOTES



ATHINA LEXA (UH-THEEN-UH LEHK-SUH)

FRESHMAN • GUARD • 5-9 • THESSALONIKI, GREECE • HELLENIC COLLEGE OF THESSALONIKI

2021-22 SEASON STATS

PPG	RPG	APG	FG%	3-FG%	FT%
7.2	2.5	1.0	41.0	28.4	67.9

LAST APPEARANCE — AT MANHATTAN (2/17/22)

MIN	PTS	FG	3-FG	FT	REB
31:37	14	4-14	3-7	3-4	5

2021-22 • FRESHMAN SEASON

• Scored 10+ points in 8 of last 11 ... established season-highs in points (26), field goals made (9), 3-pointers made (3) and free throws made (5) against Marist (Feb. 12); also matched season-high for steals for fourth time against Marist ... seven rebounds vs. Monmouth (Feb. 10), her most this season ... has matched season-high for assists on three occasions, recently vs. Siena (Jan. 29)

BEFORE CANISIUS

• Played four seasons for Hellenic College of Thessaloniki prior to arriving at Canisius ... averaged 20 points per game in her prep career ... competed with Greek Women's U16 and U18 National Teams at the FIBA European Championships ... participated in training camp with Greek Women's National Team for 2020 Summer Olympics in Tokyo

PERSONAL

• Born April 3, 2002 ... daughter of Kostas and Natasha Lexa ... has two brothers, Konstantinos and Filipp ... majoring in health and wellness

SEASON / CAREER HIGHS

Points	26	vs. Marist (2/12/22)
Field Goals	9	vs. Marist (2/12/22)
Field Goal Att.	17	vs. Marist (2/12/22)
3-PT Field Goals	3	at Manhattan (2/17/22)
3-PT Field Goal Att.	7	vs. Marist (2/12/22)
Free Throws	5	vs. Marist (2/12/22)
Free Throw Att.	6	vs. Siena (1/29/22)
Rebounds	7	vs. Monmouth (2/10/22)
Assists	3 (3x), Last: vs. Siena (1/29/22)	
Blocks	1 (3x), Last: vs. Monmouth (2/10/22)	
Steals	2 (4x), Last: vs. Marist (2/12/22)	

MISCELLANEOUS

	FR	TOTAL
Double-Doubles	—	—
10+ Points	8	8
20+ Points	1	1
5+ Rebounds	5	5
10+ Rebounds	—	—
5+ Assists	—	—
2+ 3-PT Field Goals	6	6
2+ Steals	4	4
2+ Blocks	—	—
Led Team in Points	4	4
Led Team in Rebs.	1	1
Led Team in Assists	3	3
Led Team in Steals	5	5
Led Team in Blocks	1	1

2021-22 SEASON STATS

OPPONENT	GS	MP	FG-A	PCT	3P-PA	PCT	FT-A	PCT	O-D-T	PF	A	TO	BLK	STL	PTS
at Buffalo (11/9)									---	DID NOT PLAY (INJURED)	---				
at Binghamton (11/13)									---	DID NOT PLAY (INJURED)	---				
at St. Bonaventure (11/17)		16:04	1-3	.333	0-1	.000	0-0	—	0-2-2	3	0	6	1	1	2
COLGATE (11/20)		10:13	1-1	1.000	1-1	1.000	2-2	1.000	0-2-2	3	0	2	0	0	5
DETROIT MERCY (11/23)		23:01	1-3	.333	0-2	.000	0-0	—	0-0-0	2	3	1	0	1	2
ROBERT MORRIS (11/27)		10:01	2-2	1.000	0-0	—	0-0	—	0-1-1	2	0	3	0	2	4
at Duquesne (12/1)		20:49	0-3	.000	0-2	.000	0-0	—	0-0-0	0	1	3	0	0	0
YOUNGSTOWN ST. (12/8)		7:47	0-1	.000	0-1	.000	0-0	—	0-1-1	1	0	3	0	0	0
at UAlbany (12/15)		6:48	0-0	—	0-0	—	0-0	—	0-0-0	0	0	0	0	0	0
SAINT PETER'S (12/19)		7:59	0-0	—	0-0	—	0-0	—	0-1-1	3	0	0	0	0	0
MANHATTAN (12/21)		19:27	4-8	.500	1-4	.250	0-2	.000	0-1-1	1	0	4	0	0	9
NIAGARA (1/9)		32:16	2-8	.250	1-4	.250	0-0	—	0-3-3	4	0	1	0	0	5
RIDER (1/13)		6:47	0-1	.000	0-1	.000	0-0	—	0-0-0	1	0	2	0	0	0
FAIRFIELD (1/15)		18:31	2-4	.500	1-1	1.000	0-0	—	0-2-2	1	2	2	0	1	5
at Saint Peter's (1/20)		24:43	6-12	.500	2-6	.333	0-0	—	3-1-4	2	1	2	1	1	14
at Monmouth (1/22)	*	27:19	4-12	.333	1-4	.250	1-2	.500	0-5-5	2	3	2	0	2	10
at Marist (1/24)	*	27:35	3-8	.375	0-2	.000	2-4	.500	0-1-1	3	1	0	0	1	8
QUINNIPIAC (1/27)	*	24:58	4-12	.333	2-6	.333	0-0	—	0-2-2	1	1	6	0	0	10
SIENA (1/29)	*	22:52	3-8	.375	2-3	.667	4-6	.667	1-4-5	3	3	3	0	0	12
at Iona (2/3)	*	29:46	5-8	.625	2-4	.500	2-2	1.000	0-4-4	0	3	2	0	2	14
at Fairfield (2/5)	*	28:56	4-11	.364	0-3	.000	0-0	—	2-1-3	1	1	3	0	1	8
at Quinnipiac (2/7)	*	26:03	1-7	.143	0-4	.000	0-0	—	1-3-4	2	1	4	0	0	2
MONMOUTH (2/10)	*	29:06	8-13	.615	0-4	.000	0-0	—	2-5-7	1	1	2	1	1	16
MARIST (2/12)	*	29:57	9-17	.529	3-7	.429	5-6	.833	0-5-5	3	2	3	0	2	26
at Manhattan (2/17)	*	31:37	4-14	.286	3-7	.429	3-4	.750	2-3-5	1	0	4	0	0	14
at Rider (2/19)															
at Siena (2/24)															
at Niagara (2/26)															
IONA (3/5)															

LEXA'S CAREER YEAR-BY-YEAR STATISTICS

SEASON	GP	GS	MIN	AVG	FG	FGA	PCT	3-FG	3-FGA	PCT	FT	FTA	PCT	OFF	DEF	TOT	AVG	PF	FO	AST	TO	BLK	STL	PTS	AVG
2021-22	23	10	483	21.0	64	156	.410	19	67	.284	19	28	.679	11	47	58	2.5	40	0	23	58	3	15	166	7.2
TOTALS	23	10	483	21.0	64	156	.410	19	67	.284	19	28	.679	11	47	58	2.5	40	0	23	58	3	15	166	7.2



2021-22 CANISIUS WOMEN'S BASKETBALL GAME NOTES

XANTHIPPI KARATASIOU

(ZAN-THIPP-EE CARE-UH-TAAS-YOU)

FRESHMAN • GUARD • 5-9 • KATERINI, GREECE • HIGH SCHOOL OF KONTARIOTISSA

2021-22 SEASON STATS

PPG	RPG	APG	FG%	3-FG%	FT%
0.0	0.5	0.0	—	—	—

LAST APPEARANCE — AT BINGHAMTON (11/13/21)

MIN	PTS	FG	3-FG	REB	STL
0:07	0	0-0	0-0	0	0

2021-22 • FRESHMAN SEASON

- Recorded a steal and a rebound in her collegiate debut at Buffalo (Nov. 9)

BEFORE CANISIUS

- Played five seasons of club basketball with Pierikos Arhelaos ... participated in the Panhellenic Tournament on three occasions ... competed with the U16 Greek National Team at the FIBA European Championship ... a three-time participant at Greece's U18 Championship

PERSONAL

- Born June 3, 2003 ... daughter of Asterios Karatasios and Georgia Katsara ... has one brother, Angelos Karatasios, who plays soccer professionally with Diagoras in Greece's Super League 2 ... majoring in sports & exercise health care

2021-22 SEASON STATS

OPPONENT	GS	MP	FG-A	PCT	3P-PA	PCT	FT-A	PCT	O-D-T	PF	A	TO	BLK	STL	PTS
at Buffalo (11/9)		17:54	0-0	---	0-0	---	0-0	---	0-1-1	3	0	2	0	1	0
at Binghamton (11/13)		0:07	0-0	---	0-0	---	0-0	---	0-0-0	1	0	0	0	0	0
at St. Bonaventure (11/17)									---						
COLGATE (11/20)									---						
DETROIT MERCY (11/23)									---						
ROBERT MORRIS (11/27)									---						
at Duquesne (12/1)									---						
YOUNGSTOWN ST. (12/8)									---						
at UAlbany (12/15)									---						
SAINT PETER'S (12/19)									---						
MANHATTAN (12/21)									---						
NIAGARA (1/9)									---						
RIDER (1/13)									---						
FAIRFIELD (1/15)									---						
at Saint Peter's (1/20)									---						
at Monmouth (1/22)									---						
at Marist (1/24)									---						
QUINNIPIAC (1/27)									---						
SIENA (1/29)									---						
at Iona (2/3)									---						
at Fairfield (2/5)									---						
at Quinnipiac (2/7)									---						
MONMOUTH (2/10)									---						
MARIST (2/12)									---						
at Manhattan (2/17)									---						
at Rider (2/19)									---						
at Siena (2/24)									---						
at Niagara (2/26)									---						
IONA (3/5)									---						

SEASON / CAREER HIGHS

Points	—	—
Field Goals	—	—
Field Goal Att.	—	—
3-PT Field Goals	—	—
3-PT Field Goal Att.	—	—
Free Throws	—	—
Free Throw Att.	—	—
Rebounds	1	at Buffalo (11/9/21)
Assists	—	—
Blocks	—	—
Steals	1	at Buffalo (11/9/21)

MISCELLANEOUS

	FR	TOTAL
Double-Doubles	—	—
10+ Points	—	—
20+ Points	—	—
5+ Rebounds	—	—
10+ Rebounds	—	—
5+ Assists	—	—
2+ 3-PT Field Goals	—	—
2+ Steals	—	—
2+ Blocks	—	—
Led Team in Points	—	—
Led Team in Rebs.	—	—
Led Team in Assists	—	—
Led Team in Steals	—	—
Led Team in Blocks	—	—

KARATASIOU'S CAREER YEAR-BY-YEAR STATISTICS

SEASON	GP	GS	MIN	AVG	FG	FGA	PCT	3-FG	3-FGA	PCT	FT	FTA	PCT	OFF	DEF	TOT	AVG	PF	FO	AST	TO	BLK	STL	PTS	AVG
2021-22	2	0	18	9.0	0	0	.000	0	0	.000	0	0	.000	0	1	1	1.0	4	0	0	2	0	1	0	0.0
TOTAL	2	0	18	9.0	0	0	.000	0	0	.000	0	0	.000	0	1	1	1.0	4	0	0	2	0	1	0	0.0



2021-22 CANISIUS WOMEN'S BASKETBALL GAME NOTES

DANI HASKELL (HASS-KULL)

SOPHOMORE • GUARD • 5-6 • FRANKLINVILLE, N.Y. • FRANKLINVILLE

2021-22 SEASON STATS

PPG	RPG	APG	FG%	3-FG%	FT%
14.1	4.0	2.9	36.6	30.9	85.0

LAST APPEARANCE — AT MANHATTAN (2/17/22)

MIN	PTS	FG	3-FG	REB	AST
31:02	21	7-16	5-11	3	5

2021-22 • SOPHOMORE SEASON

• Career-high six assists at Iona (Feb. 3) ... scored 24 points vs. Siena (Jan. 29), while tying single-game high for 3-pointers (5) ... set career highs in points (27) and steals (4) vs. Niagara (Jan. 9) and matched career-high in rebounds (7)

2020-21 • FRESHMAN SEASON

• Started all five games during her rookie season, averaging 34 minutes per contest ... led Canisius in scoring with 56 total points and 11.4 points per game ... opened season with 12-point game against crosstown rival Buffalo (Dec. 6) ... scored season-high 19 points at Marist (Dec. 12) ... nearly perfect at the free-throw line, going 16-for-17 at the charity stripe

BEFORE CANISIUS

• Played six seasons at Franklinville High School, earning six varsity letters ... concluded high school career with 3,227 points — the second-most by a female in New York State (Caryn Schoff — 1989-95 — 3,548 points at St. Johnsville) ... holds record for most points by a Western New York player (male or female) ... made 467 three-pointers during high school career ... named New York State Class D MVP in 2018 and 2019 and earned First Team honors in 2020 ... three-time All-Western New York honoree, highlighted by Player of the Year honors in 2019 ... four-time Big 30 Player of the Year ... averaged 31.0 points and 6.1 rebounds per contest during senior campaign

PERSONAL

• Born Sept. 5, 2002 ... daughter of Jeff and Jill Haskell ... has a brother, Josh, and a sister, Ally ... father played college basketball at RIT, mother played basketball at Houghton ... sister plays softball at St. Bonaventure ... majoring in integrated marketing communications

2021-22 SEASON STATS

OPPONENT	GS	MP	FG-A	PCT	3P-PA	PCT	FT-A	PCT	O-D-T	PF	A	TO	BLK	STL	PTS
at Buffalo (11/9)	*	30:44	5-14	.357	1-8	.125	2-2	100.0	0-7-7	2	2	8	0	3	13
at Binghamton (11/13)	*	38:05	9-19	.474	2-10	.200	5-6	.833	1-4-5	0	4	9	0	2	25
at St. Bonaventure (11/17)	*	31:59	3-12	.250	1-7	.143	0-2	.000	0-3-3	2	2	2	0	0	7
COLGATE (11/20)	*	29:34	4-12	.333	2-5	.400	0-0	—	0-3-3	2	2	6	0	1	10
DETROIT MERCY (11/23)	*	31:12	5-15	.333	5-12	.417	9-10	.900	2-1-3	2	1	2	0	1	24
ROBERT MORRIS (11/27)	*	35:49	6-16	.375	2-8	.250	4-4	1.000	2-5-7	1	3	1	0	1	18
at Duquesne (12/1)	*	29:22	5-16	.313	0-7	.000	2-2	1.000	1-1-2	2	3	1	0	2	12
YOUNGSTOWN ST. (12/8)	*	24:48	4-6	.667	1-3	.333	5-5	1.000	0-5-5	4	3	2	0	2	14
at UAlbany (12/15)	*	31:30	4-13	.308	2-7	.286	1-1	1.000	1-4-5	0	4	2	0	1	11
SAINT PETER'S (12/19)	*	34:47	3-16	.188	2-10	.200	2-2	1.000	1-1-2	2	2	4	0	0	10
MANHATTAN (12/21)	*	32:30	6-17	.353	4-11	.364	1-2	.500	2-2-4	1	4	3	1	2	17
NIAGARA (1/9)	*	37:57	9-17	.529	4-7	.571	5-8	.625	2-5-7	2	4	7	0	4	27
RIDER (1/13)	*	33:44	3-14	.214	2-8	.250	2-2	1.000	0-1-1	1	3	2	0	0	10
FAIRFIELD (1/15)	*	30:36	4-13	.308	2-8	.250	0-0	—	0-3-3	4	0	2	1	0	10
at Saint Peter's (1/20)	*	29:59	1-6	.167	1-3	.333	2-2	1.000	1-2-3	1	1	4	0	3	5
at Monmouth (1/22)	*	24:39	4-7	.571	3-6	.500	2-2	1.000	0-1-1	4	2	2	0	1	13
at Marist (1/24)	*	22:36	4-7	.571	2-3	.667	0-0	—	2-4-6	2	2	3	0	0	10
QUINNIPAC (1/27)	*	30:11	3-6	.500	2-3	.667	8-10	.800	1-2-3	2	3	2	0	1	16
SIENA (1/29)	*	29:01	6-10	.600	5-8	.625	7-8	.875	0-3-3	0	5	3	0	2	24
at Iona (2/3)	*	32:01	5-12	.417	1-4	.250	0-0	—	2-4-6	5	6	2	0	1	11
at Fairfield (2/5)	*	36:26	1-9	.111	1-8	.125	2-2	1.000	0-2-2	1	3	3	0	1	5
at Quinnipiac (2/7)	*	30:10	4-10	.400	2-4	.500	2-2	1.000	2-4-6	4	2	2	0	2	12
MONMOUTH (2/10)	*	28:22	5-15	.333	2-9	.222	3-4	.750	0-3-3	3	2	2	0	2	15
MARIST (2/12)	*	35:19	5-16	.313	1-8	.125	2-2	1.000	0-6-6	1	5	1	0	1	13
at Manhattan (2/17)	*	31:02	7-16	.438	5-11	.455	2-2	1.000	2-1-3	1	5	2	0	2	21
at Rider (2/19)															
at Siena (2/24)															
at Niagara (2/26)															
IONA (3/5)															

2021-22 SEASON HIGHS

Points	27	vs. Niagara (1/9/22)
Field Goals	9	at Binghamton (11/13/21)
		vs. Niagara (1/9/22)
Field Goal Att.	19	at Binghamton (11/13/21)
3-PT Field Goals	5 (3x)	Last: at Manhattan (2/17/22)
3-PT Field Goal Att.	12	vs. Detroit Mercy (11/23/21)
Free Throws	9	vs. Detroit Mercy (11/23/21)
Free Throw Att.	10	vs. Detroit Mercy (11/23/21)
		vs. Quinnipiac (1/27/22)
Rebounds	7 (3x)	Last: vs. Niagara (1/9/22)
Assists	6	at Iona (2/3/22)
Blocks	1	vs. Manhattan (12/21/21)
		vs. Fairfield (1/15/22)
Steals	4	vs. Niagara (1/9/22)

CAREER HIGHS

Points	27	vs. Niagara (1/9/22)
Field Goals	9	at Binghamton (11/13/21)
		vs. Niagara (1/9/22)
Field Goal Att.	19	at Binghamton (11/13/21)
3-PT Field Goals	5 (3x)	Last: at Manhattan (2/17/22)
3-PT Field Goal Att.	12	vs. Detroit Mercy (11/23/21)
Free Throws	9	vs. Detroit Mercy (11/23/21)
Free Throw Att.	10	vs. Detroit Mercy (11/23/21)
		vs. Quinnipiac (1/27/22)
Rebounds	7 (3x)	Last: vs. Niagara (1/9/22)
Assists	6	at Iona (2/3/22)
Blocks	1	vs. Manhattan (12/21/21)
		vs. Fairfield (1/15/22)
Steals	4	vs. Niagara (1/9/22)

MISCELLANEOUS

	FR	SO	TOTAL
Double-Doubles	—	—	—
10+ Points	3	22	25
20+ Points	—	5	5
5+ Rebounds	—	10	10
10+ Rebounds	—	—	—
5+ Assists	—	4	4
2+ 3-PT Field Goals	3	17	20
2+ Steals	2	11	13
2+ Blocks	—	—	—
Led Team in Points	3	13	16
Led Team in Rebs.	—	3	3
Led Team in Assists	1	14	15
Led Team in Steals	1	10	11
Led Team in Blocks	—	1	1

HASKELL'S CAREER YEAR-BY-YEAR STATISTICS

SEASON	GP	GS	MIN	AVG	FG	FGA	PCT	3-FG	3-FGA	PCT	FT	FTA	PCT	OFF	DEF	TOT	AVG	PF	FO	AST	TO	BLK	STL	PTS	AVG
2020-21	5	5	168	33.7	16	58	.276	9	36	.250	16	17	.941	3	10	13	2.6	10	0	12	5	0	5	57	11.4
2021-22	25	25	782	31.3	115	314	.366	55	178	.309	68	80	.850	22	77	99	4.0	49	1	73	77	2	35	353	14.1
TOTALS	30	30	950	31.7	131	372	.352	64	214	.299	84	97	.866	25	87	112	3.7	59	1	85	82	2	40	410	13.7



2021-22 CANISIUS WOMEN'S BASKETBALL GAME NOTES

ÈLIA PÁEZ (EH-LEE-UH PIES)

FRESHMAN • GUARD • 5-9 • SABADELL, SPAIN • ESCOLA PIA SABADELL

2021-22 SEASON STATS

PPG	RPG	APG	FG%	3-FG%	FT%
—	—	—	—	—	—

LAST APPEARANCE — NONE

MIN	PTS	FG	3-FG	REB	AST
—	—	—	—	—	—

BEFORE CANISIUS

- Played three years of club basketball with Basket Almeda, earning the 2021 Catalonia Championship

PERSONAL

- Born Sept. 19, 2003 ... daughter of Damia Páez and Eva Freixas ... has two siblings, a brother, Damia, and a sister, Claudia ... majoring in health and wellness



SEASON / CAREER HIGHS

Points	—
Field Goals	—
Field Goal Att.	—
3-PT Field Goals	—
3-PT Field Goal Att.	—
Free Throws	—
Free Throw Att.	—
Rebounds	—
Assists	—
Blocks	—
Steals	—

MISCELLANEOUS

	FR	TOTAL
Double-Doubles	—	—
10+ Points	—	—
20+ Points	—	—
5+ Rebounds	—	—
10+ Rebounds	—	—
5+ Assists	—	—
2+ 3-PT Field Goals	—	—
2+ Steals	—	—
2+ Blocks	—	—
Led Team in Points	—	—
Led Team in Rebs.	—	—
Led Team in Assists	—	—
Led Team in Steals	—	—
Led Team in Blocks	—	—

2021-22 SEASON STATS

OPPONENT	GS	MP	FG-A	PCT	3P-PA	PCT	FT-A	PCT	O-D-T	PF	A	TO	BLK	STL	PTS
at Buffalo (11/9)									---	DID NOT PLAY (INJURED)					
at Binghamton (11/13)									---	DID NOT PLAY (INJURED)					
at St. Bonaventure (11/17)									---	DID NOT PLAY (INJURED)					
COLGATE (11/20)									---	DID NOT PLAY (INJURED)					
DETROIT MERCY (11/23)									---	DID NOT PLAY (INJURED)					
ROBERT MORRIS (11/27)									---	DID NOT PLAY (INJURED)					
at Duquesne (12/1)									---	DID NOT PLAY (INJURED)					
YOUNGSTOWN ST. (12/8)									---	DID NOT PLAY (INJURED)					
at UAlbany (12/15)									---	DID NOT PLAY (INJURED)					
SAINT PETER'S (12/19)									---	DID NOT PLAY (INJURED)					
MANHATTAN (12/21)									---	DID NOT PLAY (INJURED)					
NIAGARA (1/9)									---	DID NOT PLAY (INJURED)					
RIDER (1/13)									---	DID NOT PLAY (INJURED)					
FAIRFIELD (1/15)									---	DID NOT PLAY (INJURED)					
at Saint Peter's (1/20)									---	DID NOT PLAY (INJURED)					
at Monmouth (1/22)									---	DID NOT PLAY (INJURED)					
at Marist (1/24)									---	DID NOT PLAY (INJURED)					
QUINNIPIAC (1/27)									---	DID NOT PLAY (INJURED)					
SIENA (1/29)									---	DID NOT PLAY (INJURED)					
at Iona (2/3)									---	DID NOT PLAY (INJURED)					
at Fairfield (2/5)									---	DID NOT PLAY (INJURED)					
at Quinnipiac (2/7)									---	DID NOT PLAY (INJURED)					
MONMOUTH (2/10)									---	DID NOT PLAY (INJURED)					
MARIST (2/12)									---	DID NOT PLAY (INJURED)					
at Manhattan (2/17)									---	DID NOT PLAY (INJURED)					
at Rider (2/19)															
at Siena (2/24)															
at Niagara (2/26)															
IONA (3/5)															

PAEZ'S CAREER YEAR-BY-YEAR STATISTICS

SEASON	GP	GS	MIN	AVG	FG	FGA	PCT	3-FG	3-FGA	PCT	FT	FTA	PCT	OFF	DEF	TOT	AVG	PF	FO	AST	TO	BLK	STL	PTS	AVG
2021-22	0	0	0	0.0	0	0	.000	0	0	.000	0	0	.000	0	0	0	0.0	0	0	0	0	0	0	0	0.0
TOTAL	0	0	0	0.0	0	0	.000	0	0	.000	0	0	.000	0	0	0	0.0	0	0	0	0	0	0	0	0.0



2021-22 CANISIUS WOMEN'S BASKETBALL GAME NOTES

JANE McCAULEY (MUH-KAHL-LEE)

JUNIOR • GUARD • 5-9 • NEW ROCHELLE, N.Y. • THE URSULINE SCHOOL / VERMONT

2021-22 SEASON STATS

PPG	RPG	APG	FG%	3-FG%	FT%
5.5	0.0	0.5	58.3	58.3	50.0

LAST APPEARANCE — VS. BUCKNELL (11/28/21)

MIN	PTS	FG	3-FG	REB	STL
0:48	0	0-0	0-0	0	0

BEFORE CANISIUS

• Played three seasons at Vermont, logging 28 games played with the Catamounts, making 40 percent of 3-point attempts (22-of-55) ... shot 38.1 percent from the floor (24-for-63) ... four-year letterwinner at The Ursuline School ... averaged nine points, two rebounds and two assists per game in senior year ... two-time Basketball All-League and All-Section I honoree in 2017-18 and 2018-19 ... also won two Basketball League Championships (2016-17 and 2017-18) ... also was a four-year letterwinner on the softball diamond

PERSONAL

• Born Oct. 25, 2001 ... majoring in marketing

2021-22 SEASON STATS (AT VERMONT)

OPPONENT	GS	MP	FG-A	PCT	3P-PA	PCT	FT-A	PCT	O-D-T	PF	A	TO	BLK	STL	PTS
MERRIMACK (11/9)		4:19	0-1	.000	0-1	.000	0-0	---	0-0-0	0	1	0	0	0	0
vs. American (11/13)									---	DID NOT PLAY (COACH'S DECISION)					
at Marist (11/14)		11:24	5-8	.625	5-8	.625	1-2	.500	0-0-0	1	0	1	0	0	16
at Navy (11/20)									---	DID NOT PLAY (COACH'S DECISION)					
BROWN (11/27)		11:50	2-3	.667	2-3	.667	0-0	---	0-0-0	0	1	1	0	1	6
BUCKNELL (11/28)		0:48	0-0	---	0-0	---	0-0	---	0-0-0	0	0	0	0	0	0
LIU (12/3)									---	DID NOT PLAY (COACH'S DECISION)					
LOYOLA CHICAGO (12/5)									---	DID NOT PLAY (COACH'S DECISION)					
DARTMOUTH (12/8)									---	DID NOT PLAY (COACH'S DECISION)					

2021-22 SEASON STATS (AT CANISIUS)

OPPONENT	GS	MP	FG-A	PCT	3P-PA	PCT	FT-A	PCT	O-D-T	PF	A	TO	BLK	STL	PTS
RIDER (1/13)									---	DID NOT PLAY (INELIGIBLE DUE TO NCAA TRANSFER REGULATIONS)					
FAIRFIELD (1/15)									---	DID NOT PLAY (INELIGIBLE DUE TO NCAA TRANSFER REGULATIONS)					
at Saint Peter's (1/20)									---	DID NOT PLAY (INELIGIBLE DUE TO NCAA TRANSFER REGULATIONS)					
at Monmouth (1/22)									---	DID NOT PLAY (INELIGIBLE DUE TO NCAA TRANSFER REGULATIONS)					
at Marist (1/24)									---	DID NOT PLAY (INELIGIBLE DUE TO NCAA TRANSFER REGULATIONS)					
QUINNIPAC (1/27)									---	DID NOT PLAY (INELIGIBLE DUE TO NCAA TRANSFER REGULATIONS)					
SIENA (1/29)									---	DID NOT PLAY (INELIGIBLE DUE TO NCAA TRANSFER REGULATIONS)					
at Iona (2/3)									---	DID NOT PLAY (INELIGIBLE DUE TO NCAA TRANSFER REGULATIONS)					
at Fairfield (2/5)									---	DID NOT PLAY (INELIGIBLE DUE TO NCAA TRANSFER REGULATIONS)					
at Quinnipiac (2/7)									---	DID NOT PLAY (INELIGIBLE DUE TO NCAA TRANSFER REGULATIONS)					
MONMOUTH (2/10)									---	DID NOT PLAY (INELIGIBLE DUE TO NCAA TRANSFER REGULATIONS)					
MARIST (2/12)									---	DID NOT PLAY (INELIGIBLE DUE TO NCAA TRANSFER REGULATIONS)					
at Manhattan (2/17)									---	DID NOT PLAY (INELIGIBLE DUE TO NCAA TRANSFER REGULATIONS)					
at Rider (2/19)									---	DID NOT PLAY (INELIGIBLE DUE TO NCAA TRANSFER REGULATIONS)					
at Siena (2/24)									---	DID NOT PLAY (INELIGIBLE DUE TO NCAA TRANSFER REGULATIONS)					
at Niagara (2/26)									---	DID NOT PLAY (INELIGIBLE DUE TO NCAA TRANSFER REGULATIONS)					
IONA (3/5)									---	DID NOT PLAY (INELIGIBLE DUE TO NCAA TRANSFER REGULATIONS)					



2021-22 SEASON HIGHS

Points	16	at Marist (11/14/21)
Field Goals	5	at Marist (11/14/21)
Field Goal Att.	8	at Marist (11/14/21)
3-PT Field Goals	5	at Marist (11/14/21)
3-PT Field Goal Att.	8	at Marist (11/14/21)
Free Throws	1	at Marist (11/14/21)
Free Throw Att.	2	at Marist (11/14/21)
Rebounds	—	—
Assists	1	vs. Merrimack (11/9/21) vs. Brown (11/27/21)
Blocks	—	—
Steals	1	vs. Brown (11/27/21)

Note: * - Denotes career highs set at Vermont

CAREER HIGHS

Points	16	at Marist (11/14/21)*
Field Goals	5	at Marist (11/14/21)*
Field Goal Att.	8	at Marist (11/14/21)*
3-PT Field Goals	5	at Marist (11/14/21)*
3-PT Field Goal Att.	8	at Marist (11/14/21)*
Free Throws	1	at Marist (11/14/21)*
Free Throw Att.	2	at Marist (11/14/21)*
Rebounds	2	at Maine (3/4/20)*
Assists	2	vs. Canisius (12/7/19)*
Blocks	—	—
Steals	1	(3x), Last: vs. Brown (11/27/21)*

Note: * - Denotes career highs set at Vermont

MISCELLANEOUS

	FR	SO	JR	TOTAL
Double-Doubles	—	—	—	—
10+ Points	—	—	1	1
20+ Points	—	—	—	—
5+ Rebounds	—	—	—	—
10+ Rebounds	—	—	—	—
5+ Assists	—	—	—	—
2+ 3-PT Field Goals	3	—	2	5
2+ Steals	—	—	—	—
2+ Blocks	—	—	—	—
Led Team in Points	—	—	1	1
Led Team in Rebs.	—	—	—	—
Led Team in Assists	—	—	—	—
Led Team in Steals	1	—	—	1
Led Team in Blocks	—	—	—	—

Shaded columns denote seasons at Vermont

McCAULEY'S CAREER YEAR-BY-YEAR STATISTICS

SEASON	GP	GS	MIN	AVG	FG	FGA	PCT	3-FG	3-FGA	PCT	FT	FTA	PCT	OFF	DEF	TOT	AVG	PF	FO	AST	TO	BLK	STL	PTS	AVG
2019-20	23	0	223	9.7	16	50	.320	14	42	.333	0	0	.000	1	4	5	0.2	14	0	6	6	0	2	46	2.0
2020-21	1	0	4	4.3	1	1	1.000	1	1	1.000	0	0	.000	0	1	1	1.0	0	0	0	1	0	0	3	3.0
2021-22	4	0	28	7.1	7	12	.583	7	12	.583	1	2	.500	0	0	0	0.0	1	0	2	2	0	1	22	5.5
TOTALS	28	0	255	9.1	24	63	.381	22	55	.400	1	2	.500	1	5	6	0.2	15	0	8	9	0	3	71	2.5

Gray shaded lines denote time spent at Vermont



2021-22 CANISIUS WOMEN'S BASKETBALL GAME NOTES

KAYLA JACKSON

SENIOR • FORWARD • 5-11 • ROCHESTER, N.Y. • AQUINAS INSTITUTE / UMBC

2021-22 SEASON STATS

PPG	RPG	SPG	FG%	3-FG	FT%
4.7	6.2	1.1	44.3	0-2	45.3

LAST APPEARANCE — AT MANHATTAN (2/17/22)

MIN	PTS	FG	3-FG	REB	STL
18:26	2	1-3	0-2	6	0

2021-22 • SENIOR SEASON

• Has a steal in 11 of last 14 games played ... first double-digit point total of season against Colgate (Nov. 20), along with seven rebounds and a pair of steals ... had career-high 12 rebounds at St. Bonaventure (Nov. 17)

2020-21 • JUNIOR SEASON

• Started all five games during the pandemic-shortened season ... Scored season-high 10 points in Canisius debut against crosstown rival Buffalo (Dec. 6) ... led team with 32 rebounds ... scored first 3-point field goal of her career at Marist (Dec. 11)

BEFORE CANISIUS

• Was a two-year letterwinner at UMBC, playing in just one season ... recorded 98 points and 93 rebounds in 26 games during freshman campaign ... played four years at Aquinas Institute, helping secure a sectional title ... two-time All-Greater Rochester First Team selection

PERSONAL

• Born Jan. 17, 2000 ... daughter of Angela Penson ... majoring in psychology

2021-22 SEASON STATS

OPPONENT	GS	MP	FG-A	PCT	3P-PA	PCT	FT-A	PCT	O-D-T	PF	A	TO	BLK	STL	PTS
at Buffalo (11/9)	*	14:56	3-4	.750	0-1	.000	0-0	—	1-2-3	1	0	2	0	1	6
at Binghamton (11/13)	*	17:00	3-8	.375	0-1	.000	3-9	.333	4-7-11	2	1	1	0	0	9
at St. Bonaventure (11/17)	*	17:49	0-2	.000	0-0	—	1-2	.500	3-9-12	3	1	1	0	0	1
COLGATE (11/20)	*	17:35	4-5	.800	0-0	—	3-5	.600	3-4-7	3	0	3	0	2	11
DETROIT MERCY (11/23)	*	26:03	3-5	.600	0-0	—	0-4	.000	2-8-10	4	2	5	1	0	6
ROBERT MORRIS (11/27)	*	19:54	1-4	.250	0-0	—	4-6	.667	3-8-11	3	0	3	1	0	6
at Duquesne (12/1)	*	26:37	1-4	.250	0-0	—	0-0	—	0-3-3	3	0	1	0	2	2
YOUNGSTOWN ST. (12/8)	*	16:00	0-1	.000	0-0	—	5-8	.625	0-0-0	0	0	1	1	3	5
at UAlbany (12/15)	*	18:30	3-7	.429	0-0	—	0-0	—	5-3-8	3	0	2	0	1	6
SAINT PETER'S (12/19)	*	18:18	2-5	.400	0-0	—	1-1	1.000	3-2-5	1	0	0	1	3	5
MANHATTAN (12/21)	*	15:30	0-0	—	0-0	—	0-0	—	0-4-4	3	0	0	0	1	0
NIAGARA (1/9)									--- DID NOT PLAY (INACTIVE) ---						
RIDER (1/13)	*	18:41	3-6	.500	0-0	—	1-2	.500	4-4-8	3	0	0	1	1	7
FAIRFIELD (1/15)	*	26:31	3-5	.600	0-0	—	2-4	.500	1-3-4	0	2	3	0	2	8
at Saint Peter's (1/20)	*	22:05	4-7	.571	0-0	—	0-0	—	2-3-5	4	1	1	0	1	8
at Monmouth (1/22)	*	19:01	4-7	.571	0-0	—	0-0	—	2-2-4	3	0	2	0	2	8
at Marist (1/24)	*	14:48	0-0	—	0-0	—	0-2	.000	2-5-7	1	0	2	0	0	0
QUINNIPIAC (1/27)									--- DID NOT PLAY (INJURED) ---						
SIENA (1/29)									--- DID NOT PLAY (INJURED) ---						
at Iona (2/3)									--- DID NOT PLAY (INJURED) ---						
at Fairfield (2/5)									--- DID NOT PLAY (INJURED) ---						
at Quinnipiac (2/7)		9:41	0-0	—	0-0	—	2-4	.500	2-1-3	2	0	0	1	0	2
MONMOUTH (2/10)		16:36	0-3	.000	0-0	—	1-2	.500	1-4-5	1	0	2	2	1	1
MARIST (2/12)		15:01	0-3	.000	0-0	—	1-2	.500	6-2-8	0	1	0	0	1	1
at Manhattan (2/17)		18:26	1-3	.333	0-0	—	0-2	.000	2-4-6	4	0	1	0	0	2
at Rider (2/19)															
at Siena (2/24)															
at Niagara (2/26)															
IONA (3/5)															

2021-22 SEASON HIGHS

Points	11	vs. Colgate (11/20/21)
Field Goals	4 (3x)	Last: at Monmouth (1/22/22)
Field Goal Att.	8	at Binghamton (11/13/21)
3-PT Field Goals	—	—
3-PT Field Goal Att.	1	at Buffalo (11/9/21)
		at Binghamton (11/13/21)
Free Throws	5	vs. Youngstown State (12/8/21)
Free Throw Att.	9	at Binghamton (11/13/21)
Rebounds	12	at St. Bonaventure (11/17/21)
		vs. Detroit Mercy (11/23/21)
Assists	2	vs. Fairfield (1/15/22)
Blocks	2	vs. Monmouth (2/10/22)
Steals	3	vs. Youngstown State (12/8/21)
		vs. Saint Peter's (12/19/21)

CAREER HIGHS

Points	16	at Morgan State (12/20/18)*
Field Goals	8	at Morgan State (12/20/18)*
Field Goal Att.	10	at Morgan State (12/20/18)*
3-PT Field Goals	1	at Marist (12/11/20)
3-PT Field Goal Att.	1 (5x)	Last: at Binghamton (11/13/21)
Free Throws	5	vs. Youngstown State (12/8/21)
Free Throw Att.	9	at Binghamton (11/13/21)
Rebounds	12	at St. Bonaventure (11/17/21)
Assists	4	vs. Hartford (1/9/19)*
Blocks	2	at Marist (12/11/20)
		vs. Monmouth (2/10/22)
Steals	3 (3x)	Last: vs. Saint Peter's (12/19/21)

Note: * - Denotes career highs set at UMBC

MISCELLANEOUS

	FR	SO	JR	SR	TOTAL
Double-Doubles	—	—	—	—	—
10+ Points	2	—	1	1	4
20+ Points	—	—	—	—	—
15+ Rebounds	9	—	4	14	27
10+ Rebounds	1	—	1	4	6
5+ Assists	—	—	—	—	—
2+ 3-PT Field Goals	—	—	—	—	—
2+ Steals	3	—	2	6	11
2+ Blocks	—	—	1	1	2
Led Team in Points	—	—	—	—	—
Led Team in Rebs.	5	—	4	9	18
Led Team in Assists	2	—	—	1	3
Led Team in Steals	4	—	2	6	12
Led Team in Blocks	3	—	3	3	9

Shaded columns denote seasons at UMBC

JACKSON'S CAREER YEAR-BY-YEAR STATISTICS

SEASON	GP	GS	MIN	AVG	FG	FGA	PCT	3-FG	3-FGA	PCT	FT	FTA	PCT	OFF	DEF	TOT	AVG	PF	FO	AST	TO	BLK	STL	PTS	AVG
2018-19	26	4	309	11.9	43	77	.558	0	0	.000	12	29	.414	42	51	93	3.6	27	0	14	34	4	11	98	3.8
2019-20																	---								
2020-21	5	5	137	27.4	10	21	.476	1	3	.333	6	15	.400	9	23	32	6.4	14	1	8	8	4	4	27	5.4
2021-22	20	16	369	18.5	35	79	.443	0	2	.000	24	53	.453	46	78	124	6.2	44	0	8	30	8	21	94	4.7
TOTALS	51	25	815	16.0	88	177	.497	1	5	.200	42	97	.433	97	152	249	4.9	85	1	30	72	16	36	219	4.3

Gray shaded lines denote time spent at UMBC



2021-22 CANISIUS WOMEN'S BASKETBALL GAME NOTES

ERIKA JOSEPH

SENIOR • GUARD • 5-8 • TORONTO, ONTARIO • J. ADDISON

2021-22 SEASON STATS

PPG	RPG	APG	FG%	3-FG%	FT%
8.5	2.9	1.3	31.6	34.2	59.5

LAST APPEARANCE — AT MANHATTAN (2/12/22)

MIN	PTS	FG	3-FG	REB	AST
31:24	10	4-11	2-4	2	2

2021-22 • SENIOR SEASON

• Scored season-high 16 points vs. Youngstown State (Dec. 8) ... hauled in career-high seven rebounds at Binghamton (Nov. 13)

2020-21 • JUNIOR SEASON

• Started all five games during the pandemic-shortened season ... finished season with 41 points, averaging 8.2 points per game

2019-20 • SOPHOMORE SEASON

• Started 21 of 26 games played ... averaged 2.2 points and 2.1 rebounds

2018-19 • FRESHMAN SEASON

• Appeared in 25 games, making 15 starts

BEFORE CANISIUS

• Averaged 14 points and 5.0 assists per game during senior season at J. Addison ... named 2016 Defensive Player of the Year and SIAA All-State Second Team ... named class valedictorian and member of the honor roll at J. Addison

PERSONAL

• Born May 16, 1999 ... has five siblings, two of which play professionally ... brother, Cory, is a 10-year NBA veteran with stops in San Antonio, Toronto, Indiana, Sacramento and Detroit, winning an NBA title in 2014 with San Antonio

2021-22 SEASON STATS

OPPONENT	GS	MP	FG-A	PCT	3P-PA	PCT	FT-A	PCT	O-D-T	PF	A	TO	BLK	STL	PTS
at Buffalo (11/9)	*	36:52	5-16	.313	3-7	.429	0-1	.000	2-1-3	1	0	2	0	0	13
at Binghamton (11/13)	*	35:30	3-8	.375	2-3	.667	0-0	—	2-5-7	2	0	0	0	0	8
at St. Bonaventure (11/17)	*	35:08	6-14	.429	2-7	.286	0-2	.000	2-3-5	4	2	0	0	1	14
COLGATE (11/20)	*	36:57	3-9	.333	1-5	.200	1-2	.500	3-2-5	2	2	4	0	1	8
DETROIT MERCY (11/23)	*	36:24	4-6	.667	2-2	1.000	2-4	.500	2-0-2	2	1	4	0	2	12
ROBERT MORRIS (11/27)	*	35:41	1-9	.111	0-4	.000	4-6	.667	0-2-2	1	0	0	0	1	6
at Duquesne (12/1)	*	37:08	4-10	.400	3-7	.429	1-2	.500	2-5-7	2	1	0	0	1	12
YOUNGSTOWN ST. (12/8)	*	36:32	6-8	.750	4-5	.800	0-0	—	0-3-3	1	1	2	0	0	16
at UAlbany (12/15)	*	35:15	4-11	.364	2-6	.333	0-0	—	1-0-1	1	3	1	0	1	10
SAINT PETER'S (12/19)	*	35:02	3-15	.200	2-8	.250	1-2	.500	1-2-3	3	1	2	2	1	9
MANHATTAN (12/21)	*	21:20	3-11	.273	2-2	1.000	1-1	1.000	1-1-2	5	0	2	0	0	9
NIAGARA (1/9)	--- DID NOT PLAY (INACTIVE) ---														
RIDER (1/13)	*	31:14	5-11	.455	3-7	.429	2-2	1.000	0-3-3	3	1	2	0	0	15
FAIRFIELD (1/15)	*	29:10	3-10	.300	0-5	.000	0-0	—	2-0-2	2	1	1	0	0	6
at Saint Peter's (1/20)	*	31:09	2-7	.286	1-2	.500	3-4	.750	0-2-3	3	1	0	0	1	8
at Monmouth (1/22)	*	32:52	1-7	.143	1-4	.250	1-2	.500	1-1-2	2	0	2	0	2	4
at Marist (1/24)	*	33:19	1-7	.143	0-5	.000	0-0	—	0-2-2	3	3	3	0	1	2
QUINNIPAC (1/27)	*	35:28	2-6	.333	1-1	1.000	1-2	.500	0-4-4	3	2	3	0	0	6
SIENA (1/29)	*	35:09	3-9	.333	2-6	.333	0-0	—	0-0-0	1	4	4	0	0	8
at Iona (2/3)	*	33:53	2-11	.182	2-8	.250	0-0	—	0-1-1	1	3	2	0	0	6
at Fairfield (2/5)	*	40:13	2-7	.286	1-3	.333	0-0	—	0-1-1	3	1	1	1	0	5
at Quinnipiac (2/7)	*	28:08	1-6	.167	1-3	.333	0-0	—	2-2-4	3	0	2	0	0	3
MONMOUTH (2/10)	*	32:10	0-6	.000	0-4	.000	1-2	.500	2-1-3	0	1	1	1	1	1
MARIST (2/12)	*	35:39	3-10	.300	2-6	.333	4-4	1.000	0-3-3	1	1	1	0	0	12
at Manhattan (2/17)	*	31:24	4-11	.364	2-4	.500	0-1	.000	0-2-2	2	2	0	0	0	10
at Rider (2/19)															
at Siena (2/24)															
at Niagara (2/26)															
IONA (3/5)															



CAREER HONORS

2020-21 MAAC All-Academic Team

2021-22 SEASON HIGHS

Points	16	vs. Youngstown State (12/8/21)
Field Goals	6	at St. Bonaventure (11/17/21)
Field Goal Att.	16	at Buffalo (11/9/21)
3-PT Field Goals	4	vs. Youngstown State (12/8/21)
3-PT Field Goal Att.	8	vs. Saint Peter's (12/19/21)
Free Throws	4	(2x), Last: vs. Marist (2/12/22)
Free Throw Att.	6	vs. Robert Morris (11/27/21)
Rebounds	7	at Binghamton (11/13/21)
Assists	4	vs. Siena (1/29/22)
Blocks	2	vs. Saint Peter's (12/19/21)
Steals	2	(3x), Last: at Monmouth (1/22/22)

CAREER HIGHS

Points	16	vs. Youngstown State (12/8/21)
Field Goals	6	at St. Bonaventure (11/17/21)
Field Goal Att.	16	at Buffalo (11/9/21)
3-PT Field Goals	4	vs. Youngstown State (12/8/21)
3-PT Field Goal Att.	8	at Saint Peter's (12/19/21)
Free Throws	4	(2x), Last: vs. Marist (2/12/22)
Free Throw Att.	6	vs. Robert Morris (11/27/21)
Rebounds	7	(3x), Last: at Duquesne (12/1/21)
Assists	4	vs. Siena (1/29/22)
Blocks	3	vs. Buffalo (12/4/18)
Steals	3	at Saint Peter's (1/12/19)

MISCELLANEOUS

	FR	SO	JR	SR	TOTAL
Double-Doubles	—	—	—	—	—
10+ Points	—	—	1	9	10
20+ Points	—	—	—	—	—
5+ Rebounds	—	4	1	4	9
10+ Rebounds	—	—	—	—	—
5+ Assists	—	—	—	—	—
2+ 3-PT Field Goals	1	1	2	14	18
2+ Steals	1	—	1	2	4
2+ Blocks	1	—	—	1	2
Led Team in Points	—	—	—	3	3
Led Team in Rebs.	—	1	1	1	3
Led Team in Assists	1	4	1	1	7
Led Team in Steals	1	1	1	2	5
Led Team in Blocks	1	1	2	2	6

JOSEPH'S CAREER YEAR-BY-YEAR STATISTICS

SEASON	GP	GS	MIN	AVG	FG	FGA	PCT	3-FG	3-FGA	PCT	FT	FTA	PCT	OFF	DEF	TOT	AVG	PF	FO	AST	TO	BLK	STL	PTS	AVG
2018-19	25	15	306	12.3	15	48	.313	6	21	.286	3	4	.750	6	12	18	0.7	22	0	13	18	5	6	39	1.6
2019-20	26	21	513	19.7	20	83	.241	7	32	.219	9	12	.750	25	30	55	2.1	37	0	29	25	1	7	56	2.2
2020-21	5	5	145	28.9	14	40	.350	7	17	.412	6	7	.857	2	9	11	2.2	11	0	8	10	1	5	41	8.2
2021-22	24	24	812	33.8	71	225	.316	39	114	.342	22	37	.595	23	46	69	2.9	51	1	31	39	4	13	203	8.5
TOTALS	80	65	1776	22.2	120	396	.303	59	184	.321	40	60	.667	56	97	153	1.9	121	1	81	92	11	31	339	4.2



2021-22 CANISIUS WOMEN'S BASKETBALL GAME NOTES

CHEYENNE STUBBS (SHY-ANN)

FRESHMAN • GUARD • 5-5 • BRADENTON, FLA. • BRADEN RIVER

2021-22 SEASON STATS

PPG	RPG	SPG	FG%	3-FG%	FT%
4.7	1.9	1.2	35.1	39.0	85.0

LAST APPEARANCE — AT MANHATTAN (2/17/22)

MIN	PTS	FG	3-FG	REB	STL
21:12	5	2-4	1-2	2	1

2021-22 • FRESHMAN SEASON

• Logged season-high seven rebounds and eight steals against Quinnipiac (Jan. 27) ... 1 of 5 Division I freshmen with an eight-steal game this year ... eight steals were most since **BRITTANÉ RUSSELL** (9 vs. Colgate — 11/12/07) ... MAAC Rookie of the Week after posting career highs in points (14) and assists (7) against Niagara (Jan. 9) ... MAAC Co-Rookie of the Week (Dec. 27) after scoring eight points vs. Manhattan (Dec. 21)

BEFORE CANISIUS

• Played four seasons with Braden River, averaging 22.4 points, four rebounds, four assists and four steals per contest ... logged 20.4 points, 3.2 steals, three assists and 2.7 rebounds per game in her senior year ... earned All-Area and MVP honors, while also being tabbed captain

PERSONAL

• Born Feb. 6, 2003 in Charlotte, N.C. ... daughter of Darren and Kimberly Stubbs ... has five siblings — three brothers, Michael, Darren Jr., Dawaan, and two sisters, Michon and Kiara ... majoring in sports and exercise health care

2021-22 SEASON STATS

OPPONENT	GS	MP	FG-A	PCT	3P-PA	PCT	FT-A	PCT	O-D-T	PF	A	TO	BLK	STL	PTS
at Buffalo (11/9)		12:34	0-2	.000	0-0	—	2-2	1.000	1-0-1	0	1	2	0	1	2
at Binghamton (11/13)		18:08	0-1	.000	0-1	.000	0-0	—	1-0-1	1	1	0	0	1	0
at St. Bonaventure (11/17)		5:14	1-1	1.000	0-0	—	0-0	—	1-0-1	0	0	1	0	0	2
COLGATE (11/20)		11:06	1-4	.250	1-2	.500	0-0	—	0-2-2	0	0	1	0	1	3
DETROIT MERCY (11/23)		20:41	4-6	.667	3-4	.750	2-2	1.000	0-4-4	0	1	2	0	0	13
ROBERT MORRIS (11/27)		10:06	0-2	.000	0-1	.000	0-0	—	1-0-1	0	0	1	0	0	0
at Duquesne (12/1)		8:34	2-3	.667	2-3	.667	0-0	—	0-0-0	1	0	1	0	0	6
YOUNGSTOWN ST. (12/8)		17:12	1-4	.250	1-3	.333	2-2	1.000	1-1-2	0	0	1	0	0	5
at UAlbany (12/15)		17:45	2-3	.667	1-2	.500	2-2	1.000	0-0-0	0	1	1	0	2	7
SAINT PETER'S (12/19)		9:53	0-2	.000	0-2	.000	0-0	—	0-0-0	0	1	0	0	2	0
MANHATTAN (12/21)		22:05	3-6	.500	2-4	.500	0-0	—	1-1-2	1	1	0	0	2	8
NIAGARA (1/9)	*	35:37	5-10	.500	4-6	.667	0-0	—	1-0-1	2	7	2	0	0	14
RIDER (1/13)		20:09	1-5	.200	0-1	.000	0-0	—	0-0-0	0	0	1	1	2	2
FAIRFIELD (1/15)		19:45	0-2	.000	0-1	.000	0-0	—	0-2-2	2	0	3	0	0	0
at Saint Peter's (1/20)		24:44	1-3	.333	0-1	.000	4-4	1.000	1-0-1	1	0	3	0	0	6
at Monmouth (1/22)		24:59	2-7	.286	1-2	.500	0-0	—	0-2-2	2	0	3	1	1	5
at Marist (1/24)		14:28	1-5	.200	1-2	.500	0-0	—	0-2-2	4	0	1	0	0	3
QUINNIPAC (1/27)		29:22	4-8	.500	1-2	.500	0-0	—	1-6-7	2	3	1	0	8	9
SIENA (1/29)		26:47	2-6	.333	2-5	.400	1-2	.500	0-1-1	2	0	1	0	4	7
at Iona (2/3)		16:54	1-4	.250	0-1	.000	0-0	—	1-2-3	2	1	3	0	1	2
at Fairfield (2/5)		17:01	1-3	.333	1-1	1.000	0-0	—	1-3-4	2	1	4	0	0	3
at Quinnipiac (2/7)		23:58	3-9	.333	1-7	.143	2-4	.500	0-3-3	0	0	0	0	2	9
MONMOUTH (2/10)		23:19	1-7	.143	1-4	.250	2-2	1.000	1-3-4	0	1	0	0	0	5
MARIST (2/12)		12:52	1-4	.250	0-2	.000	0-0	—	0-1-1	0	0	0	0	1	2
at Manhattan (2/17)		21:12	2-4	.500	1-2	.500	0-0	—	0-2-2	1	0	2	0	1	5
at Rider (2/19)															
at Siena (2/24)															
at Niagara (2/26)															
IONA (3/5)															

CAREER HONORS

MAAC Co-Rookie of the Week (Dec. 27)

MAAC Rookie of the Week (Jan. 9)

SEASON / CAREER HIGHS

Points	14	vs. Niagara (1/9/22)
Field Goals	5	vs. Niagara (1/9/22)
Field Goal Att.	10	vs. Niagara (1/9/22)
3-PT Field Goals	4	vs. Niagara (1/9/22)
3-PT Field Goal Att.	7	at Quinnipiac (2/7/22)
Free Throws	4	at Saint Peter's (1/20/22)
Free Throw Att.	4	at Saint Peter's (1/20/22)
Rebounds	7	vs. Quinnipiac (1/27/22)
Assists	7	vs. Niagara (1/9/22)
Blocks	1	vs. Rider (1/13/22)
Steals	8	vs. Quinnipiac (1/27/22)

MISCELLANEOUS

	FR	TOTAL
Double-Doubles	—	—
10+ Points	2	2
20+ Points	—	—
5+ Rebounds	1	1
10+ Rebounds	—	—
5+ Assists	1	1
2+ 3-PT Field Goals	5	5
2+ Steals	7	7
2+ Blocks	—	—
Led Team in Points	—	—
Led Team in Rebs.	1	1
Led Team in Assists	2	2
Led Team in Steals	6	6
Led Team in Blocks	1	1

STUBBS'S CAREER YEAR-BY-YEAR STATISTICS

SEASON	GP	GS	MIN	AVG	FG	FGA	PCT	3-FG	3-FGA	PCT	FT	FTA	PCT	OFF	DEF	TOT	AVG	PF	FO	AST	TO	BLK	STL	PTS	AVG
2021-22	25	1	464	18.6	39	111	.351	23	59	.390	17	20	.850	12	35	47	1.9	23	0	19	34	2	29	118	4.7
TOTALS	25	1	464	18.6	39	111	.351	23	59	.390	17	20	.850	12	35	47	1.9	23	0	19	34	2	29	118	4.7



2021-22 CANISIUS WOMEN'S BASKETBALL GAME NOTES

RHAY PORTER (RAY)

FRESHMAN • FORWARD • 6-1 • SCOTIA, N.Y. • WILBRAHAM AND MONSON ACADEMY (MASS.)

2021-22 SEASON STATS

PPG	RPG	BPG	FG%	3-FG%	FT%
2.5	5.3	1.5	50.0	0-1	31.0

LAST APPEARANCE — AT MANHATTAN (2/17/22)

MIN	PTS	FG	FT	REB	BLK
11:36	0	0-0	0-0	2	2

2021-22 • FRESHMAN SEASON

• Set Canisius' freshman Division I blocks record with first-quarter block vs. Siena (Jan. 29) ... hauled in season-high 15 rebounds in 18:05 against Rider (Jan. 13), becoming second Div. I player with 15+ rebounds in under 20 minutes (**LOLA PENDANDE** for Miami (Fla.) - 15 reb. in 19:10 vs. Robert Morris on Dec. 12) ... season-highs seven points and six blocks vs. Niagara (Jan. 9) ... secured 5+ rebounds in 14 of last 18 games ... first double-digit rebound game against Colgate (Nov. 20) ... has a block in 15 of 21 career appearances and in 11 of last 15

BEFORE CANISIUS

• Lettered in basketball for three seasons at Wilbraham and Monson Academy in Massachusetts ... was named team MVP and was a KITS and Dexter South All-Tournament Team selection ... also was selected to the NEPSAC Class C All-Star Game ... averaged 13 points, 13 rebounds, four blocks and two steals per contest over career ... 13.9 points, 12.5 rebounds, 3.5 blocks and two steals per game during senior year ... also was a three-year letterwinner on the volleyball court

PERSONAL

• Born Aug. 16, 2002 in St. Louis, Missouri ... daughter of Robert and Chaina Porter ... has four siblings — a brother, Dontrevius, and three sisters, Jazlyn, Kennedy and Imani ... majoring in digital media arts

2021-22 SEASON STATS

OPPONENT	GS	MP	FG-A	PCT	3P-PA	PCT	FT-A	PCT	O-D-T	PF	A	TO	BLK	STL	PTS
at Buffalo (11/9)		12:23	0-1	.000	0-0	—	1-2	.500	0-1-1	4	1	0	0	0	1
at Binghamton (11/13)		15:14	2-3	.667	0-0	—	0-2	.000	2-2-4	3	0	1	1	1	4
at St. Bonaventure (11/17)		19:43	2-2	1.000	0-0	—	0-0	—	0-3-3	2	0	1	2	0	4
COLGATE (11/20)		20:25	0-1	.000	0-0	—	0-0	—	5-5-10	0	0	0	2	1	0
DETROIT MERCY (11/23)		13:57	0-1	.000	0-0	—	0-0	—	1-4-5	3	0	3	1	1	0
ROBERT MORRIS (11/27)		16:40	0-1	.000	0-0	—	0-0	—	1-4-5	3	0	0	0	2	0
at Duquesne (12/1)									--- DID NOT PLAY (INJURED) ---						
YOUNGSTOWN ST. (12/8)		15:59	1-4	.250	0-0	—	2-4	.500	1-6-7	3	0	2	3	1	4
at UAlbany (12/15)		17:13	1-1	1.000	0-0	—	0-0	—	3-3-6	3	1	3	1	0	2
SAINT PETER'S (12/19)		19:37	2-2	1.000	0-0	—	0-1	.000	0-4-4	3	0	0	1	0	4
MANHATTAN (12/21)		20:12	0-1	.000	0-0	—	0-0	—	3-3-6	2	1	1	1	2	0
NIAGARA (1/9)		22:45	3-3	1.000	0-0	—	1-6	.167	4-6-10	5	1	3	6	1	7
RIDER (1/13)		18:05	2-5	.400	0-0	—	2-4	.500	7-8-15	1	1	1	2	1	6
FAIRFIELD (1/15)		13:29	0-2	.000	0-0	—	0-2	.000	0-2-2	0	1	0	0	0	0
at Saint Peter's (1/20)		6:24	0-0	—	0-0	—	0-0	—	0-1-1	2	0	0	1	0	0
at Monmouth (1/22)		21:53	2-3	.667	0-0	—	1-4	.250	2-4-6	3	1	1	0	1	5
at Marist (1/24)		15:16	0-2	.000	0-0	—	0-0	—	1-4-5	3	1	3	2	0	0
QUINNIPAC (1/27)		19:09	3-5	.600	0-0	—	0-0	—	1-2-3	3	0	4	5	0	6
SIENA (1/29)		19:53	2-2	1.000	0-0	—	0-2	.000	2-4-6	4	1	4	1	1	4
at Iona (2/3)		14:37	0-2	.000	0-0	—	0-0	—	0-3-3	3	1	3	0	2	0
at Fairfield (2/5)		26:54	3-4	.750	0-0	—	0-0	—	2-7-9	3	0	5	0	0	6
at Quinnipiac (2/7)		13:26	3-3	1.000	0-0	—	0-0	—	3-1-4	1	0	1	2	0	6
MONMOUTH (2/10)		6:44	0-3	.000	0-0	—	0-0	—	0-1-1	2	0	0	0	1	0
MARIST (2/12)		17:17	0-1	.000	0-1	.000	2-2	1.000	4-5-9	2	0	1	2	0	2
at Manhattan (2/17)		11:36	0-0	—	0-0	—	0-0	—	0-2-2	4	0	0	2	1	0
at Rider (2/19)															
at Siena (2/24)															
at Niagara (2/26)															
IONA (3/5)															

SEASON / CAREER HIGHS

Points	7	vs. Niagara (1/9/22)
Field Goals	3 (4x), Last: at Quinnipiac (2/7/22)	
Field Goal Att.	5	vs. Rider (1/13/22)
3-PT Field Goals	—	vs. Quinnipiac (1/13/22)
3-PT Field Goal Att.	—	
Free Throws	2 (3x), Last: vs. Marist (2/12/22)	
Free Throw Att.	6	vs. Niagara (1/9/22)
Rebounds	15	vs. Rider (1/13/22)
Assists	1 (8x), Last: at Iona (2/3/22)	
Blocks	6	vs. Niagara (1/9/22)
Steals	2 (3x), Last: at Iona (2/3/22)	

MISCELLANEOUS

	FR	TOTAL
Double-Doubles	—	—
10+ Points	—	—
20+ Points	—	—
5+ Rebounds	12	12
10+ Rebounds	3	3
5+ Assists	—	—
2+ 3-PT Field Goals	—	—
2+ Steals	3	3
2+ Blocks	10	10
Led Team in Points	—	—
Led Team in Rebs.	9	9
Led Team in Assists	—	—
Led Team in Steals	3	3
Led Team in Blocks	13	13

PORTER'S CAREER YEAR-BY-YEAR STATISTICS

SEASON	GP	GS	MIN	AVG	FG	FGA	PCT	3-FG	3-FGA	PCT	FT	FTA	PCT	OFF	DEF	TOT	AVG	PF	FO	AST	TO	BLK	STL	PTS	AVG
2021-22	24	0	399	16.6	26	52	.500	0	1	.000	9	29	.310	42	85	127	5.3	62	1	10	37	35	16	61	2.5
TOTALS	24	0	399	16.6	26	52	.500	0	1	.000	9	29	.310	42	85	127	5.3	62	1	10	37	35	16	61	2.5



2021-22 CANISIUS WOMEN'S BASKETBALL GAME NOTES

2021-22 GAME-BY-GAME COMPARISONS

Opponent	1st	2nd	1st H	3rd	4th	2nd H	OT	Score	Mar	FG	FG%	3-FG	3-FG%	FT	FT%	Reb	Mar	Ast	TOs	Block	Steals	Fouls
Canisius	13	4	17	19	6	25	—	42	(60)	16-61	.262	5-24	.208	5-9	.556	32	(22)	8	27	0	6	20
at BUFFALO	25	26	51	24	27	51	—	102		36-74	.486	4-17	.235	26-29	.897	54		18	12	5	19	13
Canisius	8	18	26	18	12	30	—	56	(17)	21-60	.350	5-20	.250	9-19	.474	44	+6	8	23	1	8	16
at BINGHAMTON	12	12	24	18	31	49	—	73		28-62	.452	7-23	.304	10-13	.769	38		16	15	4	11	20
Canisius	18	9	27	19	13	32	—	59	(8)	23-59	.390	7-27	.259	6-12	.500	40	+8	8	17	4	4	17
at ST. BONAVENTURE	14	15	29	15	23	38	—	67		24-56	.429	6-20	.300	13-20	.650	32		7	11	5	5	12
at CANISIUS	17	17	34	8	19	27	—	61	+3	22-60	.367	7-25	.280	10-14	.714	43	+2	11	20	2	9	14
Colgate	13	8	21	12	25	37	—	58		23-67	.343	8-17	.471	4-6	.667	41		9	19	4	4	20
at CANISIUS	14	16	30	14	20	34	—	64	+9	19-48	.396	11-26	.423	15-24	.625	35	(8)	12	24	2	5	14
Detroit Mercy	13	12	25	19	11	30	—	55		21-65	.323	3-14	.214	10-17	.588	43		10	19	3	8	25
at Canisius	8	10	18	14	11	25	—	43	(14)	13-48	.271	3-20	.150	14-22	.636	32	(2)	6	11	2	7	13
ROBERT MORRIS	13	17	30	13	14	27	—	57		21-49	.429	8-17	.471	7-12	.583	34		11	13	1	2	21
Canisius	12	11	23	18	19	37	—	60	(9)	23-60	.383	11-33	.333	3-4	.750	27	(10)	13	13	3	6	14
at DUQUESNE	21	18	39	18	12	30	—	69		27-53	.509	5-18	.278	10-13	.769	37		20	14	5	7	13
at Canisius	8	17	25	18	23	41	—	66	(3)	20-43	.465	7-17	.412	19-29	.655	29	(5)	6	19	6	6	19
YOUNGSTOWN ST.	14	19	33	17	19	36	—	69		26-60	.433	7-23	.304	10-13	.769	34		10	17	1	5	24
Canisius	8	14	22	18	6	24	—	46	(19)	18-54	.333	7-28	.250	3-3	1.000	28	(8)	13	19	3	7	13
at UALBANY	10	19	29	22	14	36	—	65		28-62	.452	2-12	.167	7-11	.636	36		18	12	6	6	8
at Canisius	18	13	31	10	14	24	—	55	(10)	19-63	.302	8-29	.276	9-12	.750	30	(18)	9	16	6	8	14
SAINT PETER'S	13	21	34	20	11	31	—	65		27-59	.458	3-13	.231	8-11	.727	48		16	21	2	6	17
at Canisius	15	15	30	18	15	33	—	63	(22)	22-58	.379	11-30	.367	8-14	.571	31	(11)	10	18	5	10	17
MANHATTAN	15	22	37	31	17	48	—	85		32-64	.500	8-15	.533	13-19	.684	42		17	14	1	12	15
at Canisius	16	18	34	23	16	39	13	86	(1)	31-66	.470	11-25	.440	13-24	.542	36	(15)	17	23	7	6	23
NIAGARA	26	7	33	19	21	40	14	87		32-76	.421	4-15	.267	19-29	.655	51		14	23	2	8	26
at Canisius	9	14	23	14	14	28	—	51	(8)	19-61	.311	5-24	.208	8-12	.667	43	+2	7	14	7	6	16
RIDER	12	11	23	22	14	36	—	59		21-57	.368	6-19	.316	11-20	.550	41		13	12	4	4	11
at Canisius	5	8	13	12	12	24	—	37	(36)	15-51	.294	5-19	.263	2-6	.333	27	(8)	10	18	2	3	11
FAIRFIELD	17	19	36	18	19	37	—	73		30-55	.545	2-11	.182	11-13	.846	35		18	10	2	10	9
Canisius	16	15	31	10	14	24	—	55	(19)	18-48	.375	8-21	.381	11-12	.917	22	(15)	9	17	2	8	17
at SAINT PETER'S	15	21	36	24	14	38	—	74		30-56	.536	4-11	.364	10-15	.667	37		16	13	2	9	17
Canisius	11	15	26	8	14	22	—	48	(12)	18-53	.340	6-19	.316	6-11	.545	28	(6)	6	18	1	9	17
at MONMOUTH	12	13	25	21	14	35	—	60		21-47	.447	6-18	.333	12-15	.800	34		12	20	3	10	13
Canisius	5	19	24	14	6	20	—	44	(13)	16-50	.320	9-28	.321	3-7	.429	33	(8)	9	16	3	4	20
at MARIST	16	11	27	16	14	30	—	57		22-55	.400	5-16	.313	8-18	.444	41		15	10	2	8	11
at Canisius	15	9	24	15	14	29	—	53	(9)	18-49	.367	8-17	.471	9-12	.750	30	(10)	10	23	9	10	16
QUINNIPIAC	16	16	32	14	16	30	—	62		26-65	.400	5-17	.294	5-12	.417	40		16	17	5	6	13
at CANISIUS	17	26	43	23	15	38	—	81	+3	25-50	.500	15-27	.556	16-25	.640	28	+1	20	21	1	10	17
Siena	13	18	31	28	19	47	—	78		29-49	.592	3-8	.375	17-23	.739	27		12	16	5	9	21
Canisius	10	20	30	9	16	25	—	55	(11)	21-53	.396	10-25	.400	3-3	1.000	27	(6)	15	20	1	9	15
at IONA	15	18	33	18	15	33	—	66		29-53	.547	2-11	.182	6-13	.462	33		19	16	3	11	8
Canisius	16	6	22	11	19	30	2	54	(9)	22-51	.431	7-24	.292	3-5	.600	34	+2	6	22	2	3	16
at FAIRFIELD	9	11	20	18	14	32	11	63		22-67	.328	8-25	.320	11-18	.611	32		14	10	3	10	9
Canisius	8	7	15	18	22	40	—	55	(21)	18-58	.310	7-30	.233	12-20	.600	36	(7)	6	13	4	6	14
at QUINNIPIAC	18	16	34	15	27	42	—	76		30-64	.469	4-18	.222	12-14	.857	43		13	9	3	5	18
at Canisius	16	9	25	11	16	27	—	52	(10)	20-62	.323	5-28	.179	7-10	.700	31	(16)	7	11	4	7	14
MONMOUTH	7	12	19	14	29	43	—	62		25-56	.446	2-18	.111	10-18	.556	47		14	19	6	7	11
at CANISIUS	11	12	23	16	26	42	—	65	+4	21-64	.328	8-31	.258	15-20	.750	40	(8)	10	12	7	6	11
Marist	16	14	30	14	17	31	—	61		23-66	.348	3-15	.200	12-17	.706	48		11	15	6	9	16
Canisius	10	15	25	21	16	37	—	62	(24)	22-66	.333	13-36	.361	5-9	.556	28	(17)	11	16	2	7	17
at MANHATTAN	22	22	44	19	23	42	—	86		33-60	.550	2-10	.200	18-20	.900	45		15	14	4	7	9
Canisius																						
at Rider																						
Canisius																						
at Siena																						
Canisius																						
at Niagara																						
at Canisius																						
Iona																						

Winners listed in ALL CAPS



2021-22 CANISIUS WOMEN'S BASKETBALL GAME NOTES

2021-22 SPECIALTY STATS

Opponent	POINTS IN PAINT			POINTS OFF TURNOVERS			2ND CHANCE POINTS			FASTBREAK POINTS			BENCH POINTS		
	CAN	OPP	MARGIN	CAN	OPP	MARGIN	CAN	OPP	MARGIN	CAN	OPP	MARGIN	CAN	OPP	MARGIN
at Buffalo (11/9)	18	62	(44)	8	43	(35)	8	19	(11)	4	32	(28)	8	40	(32)
at Binghamton (11/13)	30	40	(10)	10	22	(12)	18	10	+8	0	15	(15)	7	32	(25)
at St. Bonaventure (11/17)	24	30	(6)	5	14	(9)	9	8	+1	6	10	(4)	16	19	(3)
COLGATE (11/20)	26	26	0	10	19	(9)	7	14	(7)	10	4	+6	16	16	0
DETROIT MERCY (11/23)	10	28	(18)	14	22	(8)	14	27	(13)	2	6	(4)	17	24	(7)
ROBERT MORRIS (11/27)	10	22	(12)	4	10	(6)	5	6	(1)	1	2	(1)	7	12	(5)
at Duquesne (12/1)	20	38	(18)	9	20	(11)	6	6	0	3	15	(12)	21	26	(5)
YOUNGSTOWN STATE (12/8)	16	30	(14)	12	19	(7)	10	14	(4)	3	4	(1)	18	25	(7)
at UAlbany (12/15)	22	44	(22)	8	17	(9)	12	11	+1	0	4	(4)	11	32	(21)
SAINT PETER'S (12/19)	18	42	(24)	25	16	+9	3	12	(9)	7	8	(1)	16	20	(4)
MANHATTAN (12/21)	10	40	(30)	10	19	(9)	2	14	(12)	11	23	(12)	24	21	+3
NIAGARA (1/9)	38	52	(14)	13	25	(12)	14	15	(1)	11	4	+7	12	33	(21)
RIDER (1/13)	26	26	0	6	15	(9)	13	6	+7	5	22	(17)	10	11	(1)
FAIRFIELD (1/15)	12	42	(30)	6	26	(20)	5	18	(13)	5	4	+1	7	18	(11)
at Saint Peter's (1/20)	10	46	(36)	10	22	(12)	11	20	(9)	2	11	(9)	22	12	+10
at Monmouth (1/22)	18	26	(8)	8	18	(10)	4	4	0	2	9	(7)	13	16	(3)
at Marist (1/24)	6	30	(24)	7	17	(10)	5	9	(4)	0	6	(6)	12	7	+5
QUINNIPIAC (1/27)	12	30	(18)	15	21	(6)	0	8	(8)	12	9	+3	15	16	(1)
SIENA (1/29)	14	44	(30)	25	26	(1)	16	4	+12	4	8	(4)	23	39	(16)
at Iona (2/3)	18	54	(36)	19	19	0	5	8	(3)	2	8	(6)	9	17	(8)
at Fairfield (2/5)	20	20	0	5	16	(11)	7	11	(4)	2	13	(11)	15	7	+8
at Quinnipiac (2/7)	18	44	(26)	7	16	(9)	14	16	(2)	6	8	(2)	23	13	+10
MONMOUTH (2/10)	20	38	(18)	12	13	(1)	10	14	(4)	6	13	(7)	6	21	(15)
MARIST (2/12)	20	36	(16)	23	16	+7	6	14	(8)	5	12	(7)	5	5	0
at Manhattan (2/17)	12	48	(36)	15	19	(4)	6	15	(9)	6	5	+1	7	17	(10)
at Rider (2/19)															
at Siena (2/24)															
at Niagara (2/26)															
IONA (3/5)															
AVG/GM — OVERALL	17.9	37.5	(19.6)	11.4	19.6	(8.2)	8.4	12.1	(3.7)	4.6	10.2	(5.6)	13.6	20.0	(6.4)
AVG/GM — MAAC GAMES	17.0	38.6	(21.6)	12.9	19.0	(6.1)	7.6	11.8	(4.2)	5.4	10.2	(4.8)	13.7	17.1	(3.4)



2021-22 CANISIUS WOMEN'S BASKETBALL GAME NOTES

2021-22 INDIVIDUAL GAME-BY-GAME LEADERS

Opponent	SCORE	W/L	POINTS	REBOUNDS	ASSISTS	STEALS	BLOCKS
at Buffalo (11/9)	42-102	L	13, Erika Joseph Dani Haskell	7, Dani Haskell	2, Shaunae Brown Dani Haskell	3, Dani Haskell	—
at Binghamton (11/13)	56-73	L	25, Dani Haskell	11, Kayla Jackson	4, Dani Haskell	2, Shaunae Brown Ella Väättänen Dani Haskell	1, Rhay Porter
at St. Bonaventure (11/17)	59-67	L	16, Shaunae Brown	12, Kayla Jackson	3, Shaunae Brown	2, Shaunae Brown	2, Rhay Porter
COLGATE (12/20)	61-58	W	13, Shaunae Brown	10, Rhay Porter	4, Shaunae Brown	2, Kayla Jackson Lydia Gattozzi	2, Rhay Porter
DETROIT MERCY (11/23)	64-55	W	24, Dani Haskell	10, Kayla Jackson	3, Athina Lexa	2, Erika Joseph	1, Kayla Jackson Rhay Porter
ROBERT MORRIS (11/27)	43-57	L	18, Dani Haskell	11, Kayla Jackson	3, Dani Haskell	2, Rhay Porter Athina Lexa	1, Ella Väättänen Kayla Jackson
at Duquesne (12/1)	60-69	L	15, Lydia Gattozzi	7, Erika Joseph	6, Shaunae Brown	2, Kayla Jackson Dani Haskell	2, Lydia Gattozzi
YOUNGSTOWN STATE (12/8)	66-69	L	16, Erika Joseph	7, Rhay Porter	3, Dani Haskell	3, Kayla Jackson	3, Rhay Porter
at UAlbany (12/15)	46-65	L	11, Dani Haskell	8, Kayla Jackson	4, Dani Haskell	2, Cheyenne Stubbs	1, Ella Väättänen Lydia Gattozzi Rhay Porter
SAINT PETER'S (12/19)	55-65	L	13, Shaunae Brown	7, Shaunae Brown	4, Shaunae Brown	3, Kayla Jackson	2, Ella Väättänen Erika Joseph
MANHATTAN (12/21)	63-85	L	17, Dani Haskell	6, Rhay Porter	4, Dani Haskell	2, Ella Väättänen Dani Haskell Rhay Porter Cheyenne Stubbs	3, Ella Väättänen
NIAGARA (1/9)	86-87	OTL	27, Dani Haskell	10, Rhay Porter	7, Cheyenne Stubbs	4, Dani Haskell	6, Rhay Porter
RIDER (1/13)	51-59	L	15, Erika Joseph	15, Rhay Porter	3, Dani Haskell	2, Cheyenne Stubbs	3, Ella Väättänen
FAIRFIELD (1/15)	37-73	L	10, Dani Haskell	4, Kayla Jackson	2, Ella Väättänen Kayla Jackson Lydia Gattozzi Athina Lexa	2, Kayla Jackson	1, Ella Väättänen Dani Haskell
at Saint Peter's (1/20)	55-74	L	14, Athina Lexa	5, Kayla Jackson	4, Shaunae Brown	3, Dani Haskell	1, Rhay Porter Athina Lexa
at Monmouth (1/22)	48-60	L	13, Dani Haskell	6, Rhay Porter	3, Athina Lexa	2, Kayla Jackson Athina Lexa Erika Joseph	1, Cheyenne Stubbs
at Marist (1/24)	44-57	L	12, Shaunae Brown	7, Kayla Jackson	3, Erika Joseph	2, Shaunae Brown	2, Rhay Porter
QUINNIPIAC (1/27)	53-62	L	16, Dani Haskell	7, Cheyenne Stubbs	3, Dani Haskell Cheyenne Stubbs	8, Cheyenne Stubbs	5, Rhay Porter
SIENA (1/29)	81-78	W	24, Dani Haskell	6, Rhay Porter	5, Dani Haskell	4, Cheyenne Stubbs	1, Rhay Porter
at Iona (2/3)	55-66	L	14, Athina Lexa	6, Dani Haskell	6, Dani Haskell	2, Ella Väättänen Athina Lexa Rhay Porter	1, Ella Väättänen
at Fairfield (2/5)	54-63	OTL	15, Shaunae Brown	9, Ella Väättänen Rhay Porter	3, Dani Haskell	1, Athina Lexa Dani Haskell Lydia Gattozzi	1, Ella Väättänen Erika Joseph
at Quinnipiac (2/7)	55-76	L	14, Shaunae Brown	6, Dani Haskell	3, Shaunae Brown	2, Shaunae Brown Dani Haskell Cheyenne Stubbs	2, Rhay Porter
MONMOUTH (2/10)	52-62	L	16, Athina Lexa	7, Athina Lexa	2, Shaunae Brown Dani Haskell	2, Dani Haskell	2, Kayla Jackson
MARIST (2/12)	65-61	W	26, Athina Lexa	9, Rhay Porter	5, Dani Haskell	2, Athina Lexa	5, Ella Väättänen
at Manhattan (2/17)	62-86	L	21, Dani Haskell	6, Kayla Jackson	5, Dani Haskell	2, Shaunae Brown Dani Haskell	2, Rhay Porter
at Rider (2/19)							
at Siena (2/24)							
at Niagara (2/26)							
IONA (3/5)							



2021-22 CANISIUS WOMEN'S BASKETBALL GAME NOTES

2021-22 INDIVIDUAL SUPERLATIVES

CATEGORY	CANISIUS	OPPONENT
Points Scored	27, Dani Haskell, vs. Niagara (1/9/22)	28, Chelsea Olson, vs. Youngstown State (12/8/21) Kendrea Williams, at Saint Peter's (1/20/22)
Field Goals Made	9, (3x), Last: Athina Lexa, vs. Marist (2/12/22)	12, (4x), Last: Mikala Morris, at Quinnipiac (2/7/22)
Field Goal Attempts	19, Dani Haskell, at Binghamton (11/13/21)	21, Alexa Brodie, vs. Colgate (11/20/21)
Field Goal Pct. (Min. 5 Made)	.750 (6-8), Erika Joseph, vs. Youngstown State (12/8/21)	.889 (8-9), Precious Johnson, at Duquesne (12/1/21)
Field Goal Pct. (Min. 10 Made)	—	.857 (12-14), Rayshel Brown, vs. Siena (1/29/22) Ketsia Athias, at Iona (2/3/22)
3-Point Field Goals Made	5, (3x), Last: Dani Haskell, at Manhattan (2/17/22)	4, (5x), Last: Sam Lewis, at Fairfield (2/5/22)
3-Point Field Goal Attempts	12, Dani Haskell, vs. Detroit Mercy (11/23/21)	14, Sam Lewis, at Fairfield (2/5/22)
3-Point FG Pct. (Min. 3 Made)	1.000 (3-3), Shaunae Brown, vs. Siena (1/29/22)	.800 (4-5), Sydney Watkins, vs. Manhattan (12/21/21)
Free Throws Made	9, Dani Haskell, vs. Detroit Mercy (11/23/21)	8, Selena Philoxy, vs. Siena (1/29/22)
Free Throw Attempts	10, Dani Haskell, vs. Detroit Mercy (11/23/21) Dani Haskell, vs. Quinnipiac (1/27/22)	11, Selena Philoxy, vs. Siena (1/29/22) Anabel Ellison, vs. Marist (2/12/22)
Free Throw Pct. (Min. 5 Made)	.900 (9-10), Dani Haskell, vs. Detroit Mercy (11/23/21)	1.000 (6-6), Jade Blagrove, at Manhattan (2/17/22)
Offensive Rebounds	7, Rhay Porter, vs. Rider (1/13/22)	7, Sydney Faulcon, vs. Niagara (1/9/22)
Defensive Rebounds	9, Kayla Jackson, at St. Bonaventure (11/17/21)	13, Ketsia Athias, at Iona (2/3/22)
Total Rebounds	15, Rhay Porter, vs. Rider (1/13/22)	15, Ketsia Athias, at Iona (2/3/22)
Assists	7, Cheyenne Stubbs, vs. Niagara (1/9/22)	10, Megan McConnell, at Duquesne (12/1/21)
Turnovers	9, Dani Haskell, at Binghamton (11/13/21)	8, Ketsia Athias, at Iona (2/3/22)
Blocked Shots	6, Rhay Porter, vs. Niagara (1/9/22)	3, I'yanina Lops, at St. Bonaventure (11/17/21) Lucia Decortes, at UAlbany (12/15/21)
Steals	8, Cheyenne Stubbs, vs. Quinnipiac (1/27/22)	4, (7x), Last: Trinasia Kennedy, vs. Marist (2/12/22)
Minutes Played	41:20, Shaunae Brown, at Fairfield (2/5/22)	45:00, Rachel Hakes, at Fairfield (2/5/22)

2021-22 TEAM SUPERLATIVES

CANISIUS HIGH	CANISIUS LOW	CATEGORY	OPPONENT HIGH	OPPONENT LOW
86, vs. Niagara (1/9/22)	37, vs. Fairfield (1/15/22)	Points	102, at Buffalo (11/9/21)	55, vs. Detroit Mercy (11/23/21)
43, 1st half, vs. Siena (1/29/22)	13, 1st half, vs. Fairfield (1/15/22)	Points in a Half	51, 1st half, at Buffalo (11/9/21) 2nd half, at Buffalo (11/9/21)	19, 1st half, vs. Monmouth (2/10/22)
13, vs. Niagara (1/9/22)	2, at Fairfield (2/5/22)	Points in OT	14, vs. Niagara (1/9/22)	11, at Fairfield (2/5/22)
31, vs. Niagara (1/9/22)	13, vs. Robert Morris (11/27/21)	Field Goals Made	36, at Buffalo (11/9/21)	21, (4x), Last: at Monmouth (1/22/22)
66, vs. Niagara (1/9/22) at Manhattan (2/17/22)	43, vs. Youngstown State (12/8/21)	Field Goal Attempts	76, vs. Niagara (1/9/22)	47, at Monmouth (1/22/22)
.500 (25-50), vs. Siena (1/29/22)	.262 (16-61), at Buffalo (11/9/21)	Field Goal Percentage	.592 (29-49), vs. Siena (1/29/22)	.323 (21-65), vs. Detroit Mercy (11/23/21)
15, vs. Siena (1/29/22)	3, vs. Robert Morris (11/27/21)	3-Point Field Goals	8, (4x), Last: at Fairfield (2/5/22)	2, (5x), Last: at Manhattan (2/17/22)
36, at Manhattan (2/17/22)	17, vs. Youngstown State (12/8/21) vs. Quinnipiac (1/27/22)	3-Point FG Attempts	25, at Fairfield (2/5/22)	8, vs. Siena (1/29/22)
.556 (15-27), vs. Siena (1/29/22)	.150 (3-20), vs. Robert Morris (11/27/21)	3-Point FG Percentage	.533 (8-15), vs. Manhattan (12/21/21)	.111 (2-18), vs. Monmouth (2/10/22)
19, vs. Youngstown State (12/8/21)	2, vs. Fairfield (1/15/22)	Free Throws Made	26, at Buffalo (11/9/21)	4, vs. Colgate (11/20/21)
29, vs. Youngstown State (12/8/21)	3, at UAlbany (12/15/21) at Iona (2/3/22)	Free Throw Attempts	29, at Buffalo (11/9/21) vs. Niagara (1/9/22)	6, vs. Colgate (11/20/21)
1.000 (3-3), at UAlbany (12/15/21) at Iona (2/3/22)	.333 (2-6), vs. Fairfield (1/15/22)	Free Throw Percentage	.900 (18-20), at Manhattan (2/17/22)	.417 (5-12), vs. Quinnipiac (1/27/22)
17, at Binghamton (11/13/21)	5, at Iona (2/3/22)	Offensive Rebounds	26, vs. Niagara (1/9/22)	5, at Monmouth (1/22/22)
31, vs. Colgate (11/20/21)	13, at Saint Peter's (1/20/22)	Defensive Rebounds	35, at Buffalo (11/9/21) at Manhattan (2/17/22)	18, vs. Youngstown State (12/8/21)
44, at Binghamton (11/13/21)	22, at Saint Peter's (1/20/22)	Rebounds	54, at Buffalo (11/9/21)	27, vs. Siena (1/29/22)
23, vs. Niagara (1/9/22)	11, vs. Fairfield (1/15/22) vs. Marist (2/12/22)	Fouls	26, vs. Niagara (1/9/22)	8, at UAlbany (12/15/21) at Iona (2/3/22)
1, (4x), Last: at Iona (2/3/22)	0, (21x), Last: at Manhattan (2/17/22)	Disqualifications	2, vs. Detroit Mercy (11/23/21) vs. Siena (1/29/22)	0, (21x), Last: at Manhattan (2/17/22)
20, vs. Siena (1/29/22)	6, (5x), Last: at Quinnipiac (2/7/22)	Assists	20, at Duquesne (12/1/21)	7, at St. Bonaventure (11/17/21)
27, at Buffalo (11/9/21)	11, vs. Robert Morris (11/27/21) vs. Monmouth (2/10/22)	Turnovers	23, vs. Niagara (1/9/22)	9, at Quinnipiac (2/7/22)
9, vs. Quinnipiac (1/27/22)	0, at Buffalo (11/9/21)	Blocked Shots	6, at UAlbany (12/15/21) vs. Monmouth (2/10/22)	1, (3x), Last: vs. Manhattan (12/21/21)
10, (3x), Last: vs. Siena (1/29/22)	3, vs. Fairfield (1/15/22) at Fairfield (2/5/22)	Steals	19, at Buffalo (11/9/21)	2, vs. Robert Morris (11/27/21)



2021-22 CANISIUS WOMEN'S BASKETBALL GAME NOTES

2021-22 GAME-BY-GAME LEAD AND DEFICIT BREAKDOWN

OPPONENT	FIRST HALF			SECOND HALF			FINAL SCORE			LARGEST		TIMES TIED	LEAD CHANGES	TIME LED	
	CAN	OPP	MARGIN	CAN	OPP	MARGIN	CAN	OPP	MARGIN	LEAD	DEFICIT			MIN	%
at Buffalo (11/9)	17	51	(34)	25	51	(26)	42	102	(60)	1	60	0	4	1:02	2.6%
at Binghamton (11/13)	26	24	+2	30	49	(19)	56	73	(17)	4	17	11	9	12:22	30.9%
at St. Bonaventure (11/17)	27	29	(2)	32	38	(6)	59	67	(8)	7	8	5	12	18:37	46.5%
COLGATE (11/20)	34	21	+13	27	37	(10)	61	58	+3	16	7	3	1	34:37	86.5%
DETROIT MERCY (11/23)	30	25	+5	34	30	+4	64	55	+9	10	6	3	5	24:29	61.2%
ROBERT MORRIS (11/27)	18	30	(12)	25	27	(2)	43	57	(14)	—	17	1	0	0:00	0.0%
at Duquesne (12/1)	23	39	(16)	37	30	+7	60	69	(9)	—	19	1	0	0:00	0.0%
YOUNGSTOWN STATE (12/8)	25	33	(8)	41	36	+5	66	69	(3)	2	14	2	5	1:06	2.8%
at UAlbany (12/15)	22	29	(7)	24	36	(12)	46	65	(19)	3	21	6	4	5:06	12.8%
SAINT PETER'S (12/19)	31	34	(3)	24	31	(7)	55	65	(10)	7	17	6	2	10:15	25.6%
MANHATTAN (12/21)	30	37	(7)	33	48	(15)	63	85	(22)	3	27	5	6	3:54	9.8%
NIAGARA (1/9)	34	33	+1	39	40	(1)	86	87	(1)	12	11	6	4	22:54	50.9%
RIDER (1/13)	23	23	0	28	36	(8)	51	59	(8)	5	13	4	2	5:12	13.0%
FAIRFIELD (1/15)	13	36	(23)	24	37	(13)	37	73	(36)	1	40	0	1	1:37	4.0%
at Saint Peter's (1/20)	31	36	(5)	24	38	(14)	55	74	(19)	4	23	4	7	6:10	15.4%
at Monmouth (1/22)	26	25	+1	22	35	(13)	48	60	(12)	4	14	3	6	9:45	24.4%
at Marist (1/24)	24	27	(3)	20	30	(10)	44	57	(13)	0	16	0	0	0:00	0.0%
QUINNIPIAC (1/27)	24	32	(8)	29	30	(1)	53	62	(9)	1	13	2	4	1:11	3.0%
SIENA (1/29)	43	31	+12	38	47	(9)	81	78	+3	13	2	2	3	35:47	89.5%
at Iona (2/3)	30	33	(3)	25	33	(8)	55	66	(11)	1	13	2	4	1:17	3.2%
at Fairfield (2/5)	22	20	+2	30	32	(2)	54	63	(9)	7	9	5	8	18:47	41.7%
at Quinnipiac (2/7)	15	34	(19)	40	42	(2)	55	76	(21)	1	26	1	2	0:26	1.1%
MONMOUTH (2/10)	25	19	+6	27	43	(16)	52	62	(10)	11	10	3	7	24:27	61.1%
MARIST (2/12)	23	30	(7)	42	31	+11	65	61	+4	4	13	6	5	2:46	6.9%
at Manhattan (2/17)	25	44	(19)	37	42	(5)	62	86	(24)	3	27	0	1	1:15	3.1%
at Rider (2/19)															
at Siena (2/24)															
at Niagara (2/26)															
IONA (3/5)															
AVERAGE PER GAME	25.6	31.0	(5.4)	30.3	37.2	(6.9)	56.5	69.2	(12.6)	5.2	17.7	3.2	4.1	9:43	24.1%
AVG/GM — MAAC GAMES	26.2	30.9	(4.7)	30.1	37.2	(7.1)	57.3	69.6	(12.4)	4.8	17.1	3.1	3.9	9:06	1.4%



2021-22 CANISIUS WOMEN'S BASKETBALL GAME NOTES

2021-22 BOX SCORES



42

GAME #1
11/9/21
at Buffalo
Alumni Arena

102



56

GAME #2
11/13/21
at Binghamton
Dr. Bai Lee Court at
Events Center

73



Canisius - 42			Record: 0-1																		
NO.	Name	Min	FG M-A	3P M-A	FT M-A	Rebounds OR DR TOT	Fouls PF FD	TP	AS	TO	ST	Blocks BS BA	+/	Shooting By Period							
5	Ella Vääntänen	F 14:40	0-5	0-2	0-0	0 3 3	4 1	0	1	2	0	0	-22	1 st FG%	5-16	31.3%					
21	Kayla Jackson	F 14:56	3-5	0-1	0-0	1 2 3	1 0	6	0	2	1	0	-16	3PT%	3-8	37.5%					
0	Shaunae Brown	G 31:24	1-11	0-2	0-0	2 0 2	2 1	2	2	4	0	0	-2	FT%	0-0	0%					
14	Dani Haskell	G 30:44	5-14	1-8	2-2	0 7 7	2 3	13	2	8	3	0	-34	2 nd FG%	2-14	14.3%					
23	Erika Joseph	G 36:52	5-15	3-7	0-1	2 1 3	1 2	13	0	3	0	0	-49	3PT%	0-6	0.0%					
2	Lydia Gattozzi	28:33	2-8	1-4	0-2	2 1 3	2 2	5	1	2	0	0	-50	FT%	0-2	0%					
13	Xanthippi Karatasios	17:54	0-0	0-0	0-0	0 1 1	3 0	0	0	2	1	0	-31	3 rd FG%	8-17	47.1%					
33	Rhay Porter	12:23	0-1	0-0	1-2	0 1 1	4 2	1	1	0	0	0	-16	4 th FG%	2-6	33.3%					
24	Cheyenne Stubbs	12:34	0-2	0-0	2-2	1 0 1	0 2	2	1	1	1	0	-35	FT%	1-3	33.3%					
Team						4 4 8	0														
Totals			16-61	5-24	5-9	12 20 32	20 13	42	8	27	6	0	5	-60	Technical Fouls: Bench 4 th 0:25						
														GM FG%				16-61	26.2%		
														3PT%				5-24	20.8%		
														FT%				5-9	55.6%		
														Dead Ball Rebounds: 2, 0							

Canisius - 56													Record: 0-2												
NO.	Name	Min	FG M-A	3P M-A	FT M-A	Rebounds OR DR TOT	Fouls PF FD	TP	AS	TO	ST	Blocks BS BA	+/-	Shooting By Period											
5	Ella Vaatanen	F 28:08	0-3	0-1	0-0	2 3 5	2 0	0	1	1	2	0	0	-9	1 st FG%	0-4	18.8%	3PT%	0-16	0.0%	FT%	2-4	50%		
21	Kayla Jackson	F 17:00	3-8	0-1	3-9	4 7 11	2 4	9	1	1	0	0	2	6	2 nd FG%	7-17	41.2%	3PT%	0-2	0%	FT%	0-2	0%		
0	Shaunae Brown	G 25:58	2-10	1-3	0-0	1 2 3	4 0	5	1	8	2	0	0	-13	3 rd FG%	7-17	41.2%	3PT%	4-8	50.0%	FT%	0-2	0%		
14	Dani Haskell	G 38:05	9-19	2-10	5-6	1 4 5	0 6	25	4	9	2	0	0	-17	4 th FG%	1-4	25%	3PT%	0-5	0.0%	FT%	0-0	0%		
23	Erika Joseph	G 35:30	3-8	2-3	0-0	2 5 7	2 3	8	0	0	0	0	1	-18	GM FG%	21-60	35.0%	3PT%	5-20	25.0%	FT%	9-19	47.4%		
24	Cheyenne Stubbs	18:08	0-1	0-1	0-0	1 0 1	1 1	0	0	0	0	0	0	-2	Dead Ball Rebounds: 4, 0										
3	Rhay Porter	15:14	2-3	0-0	0-2	2 2 4	3 5	4	0	1	1	1	0	-8	Technical Fouls: NONE										
2	Lydia Gattozzi	20:11	2-8	0-1	1-2	0 3 3	1 1	5	0	3	0	0	1	-24											
13	Xanthippi Karatasios	00:07	0-0	0-0	0-0	0 0 0	1 0	0	0	0	0	0	0	0											
Team						4 1 5	0		8		23		8												
Totals			21-60	5-20	9-19	17 27 44	16 20	56	8	23	8	1	4	-17											

Buffalo - 102													Record: 1-0																																																							
NO.	Name	Min	FG	3P	FT	Rebounds	Fouls	TP	AS	TO	ST	Blocks	+/-	Shooting By Period																																																						
			M-A	M-A	M-A	OR	DR	TOT	PF	FD		BS	BA	1st	FG%	10-18	55.6%	3PT%	1-3	33.3%	FT%	4-4	100%	2nd	FG%	7-21	33.3%	3PT%	2-9	22.2%	FT%	10-10	100%	3rd	FG%	9-16	56.3%	3PT%	0-1	0.0%	FT%	6-7	85.7%	4th	FG%	10-19	52.6%	3PT%	1-4	25.0%	FT%	6-8	75.0%	GM	FG%	36-74	48.6%	3PT%	4-17	23.5%	FT%	26-29	89.7%	Dead Ball Rebounds: 2, 0				
00	Summer Hemphill	F 20:43	4-9	0-1	3-4	4	6	10	3	2	11	0	4	1	2	0	18	1st	FG%	10-18	55.6%	3PT%	1-3	33.3%	FT%	4-4	100%	2nd	FG%	7-21	33.3%	3PT%	2-9	22.2%	FT%	10-10	100%	3rd	FG%	9-16	56.3%	3PT%	0-1	0.0%	FT%	6-7	85.7%	4th	FG%	10-19	52.6%	3PT%	1-4	25.0%	FT%	6-8	75.0%	GM	FG%	36-74	48.6%	3PT%	4-17	23.5%	FT%	26-29	89.7%	Dead Ball Rebounds: 2, 0
25	Adebola Adeyeye	F 20:52	5-6	0-0	2-2	4	3	7	2	2	12	0	0	0	1	0	26	1st	FG%	10-18	55.6%	3PT%	1-3	33.3%	FT%	4-4	100%	2nd	FG%	7-21	33.3%	3PT%	2-9	22.2%	FT%	10-10	100%	3rd	FG%	9-16	56.3%	3PT%	0-1	0.0%	FT%	6-7	85.7%	4th	FG%	10-19	52.6%	3PT%	1-4	25.0%	FT%	6-8	75.0%	GM	FG%	36-74	48.6%	3PT%	4-17	23.5%	FT%	26-29	89.7%	Dead Ball Rebounds: 2, 0
2	Dyaisha Fair	G 28:14	7-14	0-2	2-2	0	2	2	0	2	16	2	0	4	0	0	38	1st	FG%	10-18	55.6%	3PT%	1-3	33.3%	FT%	4-4	100%	2nd	FG%	7-21	33.3%	3PT%	2-9	22.2%	FT%	10-10	100%	3rd	FG%	9-16	56.3%	3PT%	0-1	0.0%	FT%	6-7	85.7%	4th	FG%	10-19	52.6%	3PT%	1-4	25.0%	FT%	6-8	75.0%	GM	FG%	36-74	48.6%	3PT%	4-17	23.5%	FT%	26-29	89.7%	Dead Ball Rebounds: 2, 0
3	Jasmine Young	G 27:48	3-7	0-2	4-4	1	2	3	0	2	10	2	1	3	0	0	37	1st	FG%	10-18	55.6%	3PT%	1-3	33.3%	FT%	4-4	100%	2nd	FG%	7-21	33.3%	3PT%	2-9	22.2%	FT%	10-10	100%	3rd	FG%	9-16	56.3%	3PT%	0-1	0.0%	FT%	6-7	85.7%	4th	FG%	10-19	52.6%	3PT%	1-4	25.0%	FT%	6-8	75.0%	GM	FG%	36-74	48.6%	3PT%	4-17	23.5%	FT%	26-29	89.7%	Dead Ball Rebounds: 2, 0
12	Cheyenne McEvans	G 22:58	5-9	1-2	2-2	1	4	5	3	1	13	3	0	3	0	0	30	1st	FG%	10-18	55.6%	3PT%	1-3	33.3%	FT%	4-4	100%	2nd	FG%	7-21	33.3%	3PT%	2-9	22.2%	FT%	10-10	100%	3rd	FG%	9-16	56.3%	3PT%	0-1	0.0%	FT%	6-7	85.7%	4th	FG%	10-19	52.6%	3PT%	1-4	25.0%	FT%	6-8	75.0%	GM	FG%	36-74	48.6%	3PT%	4-17	23.5%	FT%	26-29	89.7%	Dead Ball Rebounds: 2, 0
1	Loren Christie	13:50	3-7	1-2	5-5	2	5	7	1	3	12	1	1	1	1	0	22	1st	FG%	10-18	55.6%	3PT%	1-3	33.3%	FT%	4-4	100%	2nd	FG%	7-21	33.3%	3PT%	2-9	22.2%	FT%	10-10	100%	3rd	FG%	9-16	56.3%	3PT%	0-1	0.0%	FT%	6-7	85.7%	4th	FG%	10-19	52.6%	3PT%	1-4	25.0%	FT%	6-8	75.0%	GM	FG%	36-74	48.6%	3PT%	4-17	23.5%	FT%	26-29	89.7%	Dead Ball Rebounds: 2, 0
4	Georgia Woolley	19:26	4-9	1-5	2-2	2	4	6	4	2	11	1	4	3	0	0	37	1st	FG%	10-18	55.6%	3PT%	1-3	33.3%	FT%	4-4	100%	2nd	FG%	7-21	33.3%	3PT%	2-9	22.2%	FT%	10-10	100%	3rd	FG%	9-16	56.3%	3PT%	0-1	0.0%	FT%	6-7	85.7%	4th	FG%	10-19	52.6%	3PT%	1-4	25.0%	FT%	6-8	75.0%	GM	FG%	36-74	48.6%	3PT%	4-17	23.5%	FT%	26-29	89.7%	Dead Ball Rebounds: 2, 0
11	Dominique Camp	24:35	2-8	1-2	2-2	3	2	5	0	2	7	9	0	2	0	0	49	1st	FG%	10-18	55.6%	3PT%	1-3	33.3%	FT%	4-4	100%	2nd	FG%	7-21	33.3%	3PT%	2-9	22.2%	FT%	10-10	100%	3rd	FG%	9-16	56.3%	3PT%	0-1	0.0%	FT%	6-7	85.7%	4th	FG%	10-19	52.6%	3PT%	1-4	25.0%	FT%	6-8	75.0%	GM	FG%	36-74	48.6%	3PT%	4-17	23.5%	FT%	26-29	89.7%	Dead Ball Rebounds: 2, 0
5	Nia Jordan	11:34	1-2	0-1	4-4	0	2	2	0	2	6	0	0	0	1	0	22	1st	FG%	10-18	55.6%	3PT%	1-3	33.3%	FT%	4-4	100%	2nd	FG%	7-21	33.3%	3PT%	2-9	22.2%	FT%	10-10	100%	3rd	FG%	9-16	56.3%	3PT%	0-1	0.0%	FT%	6-7	85.7%	4th	FG%	10-19	52.6%	3PT%	1-4	25.0%	FT%	6-8	75.0%	GM	FG%	36-74	48.6%	3PT%	4-17	23.5%	FT%	26-29	89.7%	Dead Ball Rebounds: 2, 0
30	Ramatoulaye Keita	10:00	2-3	0-0	0-2	1	2	3	0	1	4	0	2	1	1	0	21	1st	FG%	10-18	55.6%	3PT%	1-3	33.3%	FT%	4-4	100%	2nd	FG%	7-21	33.3%	3PT%	2-9	22.2%	FT%	10-10	100%	3rd	FG%	9-16	56.3%	3PT%	0-1	0.0%	FT%	6-7	85.7%	4th	FG%	10-19	52.6%	3PT%	1-4	25.0%	FT%	6-8	75.0%	GM	FG%	36-74	48.6%	3PT%	4-17	23.5%	FT%	26-29	89.7%	Dead Ball Rebounds: 2, 0
Team						1 3 4						0 0						Technical Fouls: NONE																																																		
Totals			36-74			4-17			26-29			19 35 54			13 19			102 18			12 19			5 0			60																																									

Binghamton - 73													Record: 2-0																			
NO.	Name	Min	FG MA	3P MA	FT MA	Rebounds OR DR TOT	Fouls PF FD	TP	AS	TO	ST	Blocks BS BA	+/-	Shooting By Period																		
32	Jalyn Van Dyke	F 23:11	3-7	0-3	0-0	1 3 4	3 4	6	0	3	1	0	0	-1	1 st FG%	4-13	30.8%	3PT%	2-6	33.3%	FT%	2-2	100%	2 nd FG%	6-17	35.3%	3PT%	0-4	0.0%	FT%	0-0	0%
44	Genevieve Coleman	F 28:06	5-7	0-0	1-2	1 7 8	3 2	11	0	2	0	2	1	15	3 rd FG%	6-13	46.2%	3PT%	2-7	28.6%	FT%	4-7	57.1%	4 th FG%	12-19	63.2%	3PT%	3-6	50.0%	FT%	4-4	100%
1	Denai Bowman	G 33:41	6-11	0-0	1-1	2 5 7	2 1	12	5	1	4	2	0	18	GM FG%	28-62	45.2%	3PT%	7-23	30.4%	FT%	10-13	76.9%	Dead Ball Rebounds: 0								
5	Hayley Moore	G 29:48	2-11	2-9	0-0	0 0 0	0 2	6	5	1	3	0	0	12	Technical Fouls: NONE																	
15	Cassidy Roberts	G 23:43	3-4	0-0	0-0	0 2 2	4 0	2	6	4	1	0	0	11																		
12	Zahra Barnes	28:12	3-7	1-2	2-2	1 2 3	2 3	9	2	4	1	0	0	10																		
12	Clare Traeger	24:05	5-10	4-6	7-8	4 5 9	4 4	21	0						Dead Ball Rebounds: 0																	
3	Ella Wanzner	05:37	1-5	0-3	0-0	0 0 0	0 0	2	0	1	0	0	-1																			
11	Khoryn Bannis	03:37	0-0	0-0	0-0	0 1 1	0 0	0	0	0	0	0	0																			
Team						1 3 4		0		0					Dead Ball Rebounds: 0																	
Totals			28-62	7-23	10-13	10-28	28 38	20 16	73	16	15	11	4 1 17																			

2021-22 CANISIUS WOMEN'S BASKETBALL GAME NOTES

2021-22 BOX SCORES



55

GAME #5

11/23/21

vs. Detroit Mercy
Koessler Athletic
Center

64



57

GAME #6

11/27/21

vs. Robert Morris
Koessler Athletic
Center

43



Detroit Mercy - 55

Record: 0-5

NO.	Name	Min	FG	3P	FT	Rebounds	Fouls	TP	AS	TO	ST	Blocks	+/
			M-A	M-A	M-A	OR DR TOT	PF FD					BS BA	
1	Irene Murua	F 35:39	3-11	0-1	4-6	6 6 12	2 6 10	4	2	0	0	1	-8
11	Dajia Moses	F 14:58	1-3	0-0	0-0	2 3 5	0 1 2	1	2	0	0	0	-9
0	Imani McNeal	G 17:02	1-6	0-1	1-2	2 1 3	5 1 3	0	3	1	0	0	-5
3	Brandi Washington	G 36:44	5-12	3-7	3-4	2 3 5	4 2 16	1	4	0	1	0	-3
10	Sydney Seary	G 14:56	0-4	0-1	0-2	0 1 1	5 1 0	1	0	0	0	0	-13
23	Monique Pruitt	29:18	7-19	0-2	2-3	2 5 7	4 2 16	0	3	4	2	0	0
24	Tori Powell	21:15	1-3	0-1	0-0	0 0 0	1 1 2	1	2	0	0	0	-3
5	Sonia Pareda	05:26	0-1	0-0	0-0	0 0 0	0 0 0	0	0	0	0	0	-2
2	Alyia Baker	19:28	3-5	0-1	0-0	1 3 4	4 0 6	1	1	0	3	0	0
55	Lucia Fleta Robles	05:09	0-1	0-0	0-0	0 0 0	0 0 0	0	1	1	0	0	-4
4	A'Moni Waiters	00:05	0-0	0-0	0-0	0 0 0	0 0 0	0	0	0	0	0	-1
Team						4 2 6	0 0 0	0	0	0	0	0	
Totals			21-65	3-14	10-17	19 24 43	25 14 55	10	19	8	3	2	-9

Technical Fouls: NONE

Shooting By Period		
1st FG%	6-14	42.9%
3PT%	1-5	20.0%
FT%	0-2	0%
2nd FG%	4-13	30.8%
3PT%	1-4	25.0%
FT%	3-4	75%
3rd FG%	9-21	42.9%
3PT%	0-1	0.0%
FT%	1-1	100%
4th FG%	2-17	11.8%
3PT%	1-4	25.0%
FT%	3-4	75%
GM FG%	21-65	32.3%
3PT%	3-14	21.4%
FT%	10-17	58.8%

Dead Ball Rebounds: 5, 1

Robert Morris - 57

Record: 3-3

NO.	Name	Min	FG	3P	FT	Rebounds	Fouls	TP	AS	TO	ST	Blocks	+/
			M-A	M-A	M-A	OR DR TOT	PF FD					BS BA	
24	Sol Castro	F 34:15	3-9	0-0	2-5	0 4 4	4 4 8	0	5	0	1	1	17
43	Ashya Klopstein	C 23:42	3-4	0-0	4-4	3 5 8	3 3 10	1	0	0	0	0	5
12	Nina Augustin	G 25:17	2-6	1-4	0-0	0 1 1	4 1 5	1	1	0	0	0	0
22	Esther Castedo	G 36:25	7-13	2-3	1-1	2 3 5	1 2 17	5	2	0	0	1	12
35	Simone Morris	G 13:35	2-4	1-2	0-0	0 1 1	2 0 5	0	0	0	0	0	0
14	Rebecca Dwomoh	03:35	0-0	0-0	0-2	0 1 1	0 1 0	0	0	0	1	0	2
2	Mackenzie Amalia	24:22	4-8	4-7	0-0	0 4 4	1 0 12	1	2	0	0	0	8
44	Alejandra Mastral	16:46	0-1	0-1	0-0	0 0 0	1 1 0	1	1	0	0	0	0
11	Natalie Villafior	07:05	0-3	0-0	0-0	1 0 1	1 1 0	1	0	1	0	0	0
23	Phoenix Gedeon	14:00	0-1	0-0	0-0	0 5 5	3 0 0	1	2	0	0	0	10
4	Danielle Vuletic	00:48	0-0	0-0	0-0	0 0 0	1 0 0	0	0	0	0	0	-2
Team						2 2 4	0 0 0	0	0	0	0	0	
Totals			21-49	8-17	7-12	8 26 34	21 13 57	11	13	2	1	2	14

Technical Fouls: NONE

Shooting By Period		
1st FG%	5-10	50.0%
3PT%	2-4	50.0%
FT%	1-4	25%
2nd FG%	5-11	45.5%
3PT%	3-5	60.0%
FT%	4-4	100%
3rd FG%	5-12	41.7%
3PT%	2-3	66.7%
FT%	1-3	33.3%
4th FG%	6-16	37.5%
3PT%	1-5	20.0%
FT%	1-1	100%
GM FG%	21-49	42.9%
3PT%	8-17	47.1%
FT%	7-12	58.3%

Dead Ball Rebounds: 2, 0

Canisius - 64

Record: 2-3

NO.	Name	Min	FG	3P	FT	Rebounds	Fouls	TP	AS	TO	ST	Blocks	+/
			M-A	M-A	M-A	OR DR TOT	PF FD					BS BA	
5	Ella Vaatanen	F 12:32	1-3	1-3	0-2	0 2 2	1 1 3	0	0	0	0	1	5
21	Kayla Jackson	F 26:03	3-5	0-0	0-4	2 8 10	4 4 4	6	2	5	0	1	0
0	Shaunae Brown	G 16:15	1-5	0-2	0-0	0 0 0	0 0 2	2	2	0	0	0	-4
14	Dani Haskell	G 31:12	5-15	5-12	9-10	2 1 3	2 5 24	1	2	1	0	1	3
23	Erika Joseph	G 36:24	4-6	2-2	2-4	2 0 2	2 8 12	1	4	2	0	0	17
2	Lydia Gattozzi	19:55	0-4	0-1	2-2	0 2 2	0 2 2	2	2	3	0	0	0
33	Rhay Porter	13:57	0-1	0-0	0-0	1 4 5	3 1 0	0	0	3	1	1	-8
24	Cheyenne Stubbs	20:41	4-6	3-4	2-2	0 4 4	0 2 13	1	2	0	0	0	6
12	Athina Lexa	23:01	1-3	0-2	0-0	0 0 0	2 0 2	3	1	1	0	0	6
Team						2 5 7	0 2 0	0	2	0	0	0	
Totals			19-48	11-26	15-24	9 26 35	14 25 64	12	24	5	2	3	9

Technical Fouls: NONE

Shooting By Period		
1st FG%	4-7	57.1%
3PT%	1-2	50.0%
FT%	5-6	83.3%
2nd FG%	6-15	40.0%
3PT%	4-7	57.1%
FT%	0-0	0%
3rd FG%	5-16	31.3%
3PT%	2-9	22.2%
FT%	2-4	50%
4th FG%	4-10	40.0%
3PT%	4-8	50.0%
FT%	8-14	57.1%
GM FG%	19-48	39.6%
3PT%	11-26	42.3%
FT%	15-24	62.5%

Dead Ball Rebounds: 4, 1

Canisius - 43

Record: 2-4

NO.	Name	Min	FG	3P	FT	Rebounds	Fouls	TP	AS	TO	ST	Blocks	+/
			M-A	M-A	M-A	OR DR TOT	PF FD					BS BA	
5	Ella Vaatanen	F 23:00	1-3	0-2	0-0	0 0 0	1 0 0	2	1	1	1	0	-9
21	Kayla Jackson	F 19:54	1-4	0-0	4-6	3 8 11	3 3 6	0	3	0	1	0	-1
0	Shaunae Brown	G 32:25	1-6	1-4	0-0	0 0 0	0 2 4	2	0	0	0	0	-2
14	Dani Haskell	G 35:49	6-16	2-8	4-4	2 5 7	1 6 18	3	1	1	0	0	-9
23	Erika Joseph	G 35:41	1-9	0-4	4-6	0 2 2	1 5 6	0	0	1	0	0	-9
2	Lydia Gattozzi	16:24	1-5	0-1	1-2	1 3 4	2 2 3	0	0	0	0	0	0
33	Rhay Porter	16:40	0-1	0-0	0-0	1 4 5	3 1 0	0	0	2	0	1	-12
24	Cheyenne Stubbs	10:06	0-2	0-1	0-0	1 0 1	0 1 0	1	0	1	0	0	-18
12	Athina Lexa	10:01	2-2	0-0	0-0	0 1 1	2 1 4	0	3	2	0	0	-10
Team						1 0 1	0 0 0	0	2	0	0	0	
Totals			13-48	3-20	14-22	9 23 32	13 21 43	6	11	7	2	1	-14

Technical Fouls: NONE

Shooting By Period		
1st FG%	3-14	21.4%
3PT%	2-9	22.2%
FT%	0-0	0%
2nd FG%	4-14	28.6%
3PT%	1-6	16.7%
FT%	1-2	50%
3rd FG%	5-12	41.7%
3PT%	0-2	0.0%
FT%	4-8	50%
4th FG%	1-8	12.5%
3PT%	0-3	0.0%
FT%	9-12	75%
GM FG%	13-48	27.1%
3PT%	3-20	15.0%
FT%	14-22	63.6%

Dead Ball Rebounds: 8, 0

	DETMER	CAN
Biggest lead	6 (1st 4:33)	10 (4th 0:51)
Best Scoring Run	12 (3rd 6:31)	11 (1st 2:21)
Lead Changes	5	
Times Tied	3	
Time with Lead	11:30	24:29

Points from	DETMER	CAN
Turnovers	22	14
Paint	28	10
Second Chance	27	14
Fast Breaks	6	2
Bench	24	17

Period by Period Scoring					
	1st	2nd	3rd	4th	TOT
DETMER	13	12	19	11	55
CAN	14	16	14	20	64

	RMU	CAN
Biggest lead	17 (4th 3:31)	0 (1st 10:00)
Best Scoring Run	8 (1st 2:40)	5 (2nd 9:19)
Lead Changes	0	
Times Tied	1	
Time with Lead	36:02	00:00

Points from	RMU	CAN
Turnovers	10	4
Paint	22	10
Second Chance	6	5
Fast Breaks	2	1
Bench	12	7

Period by Period Scoring					
	1st	2nd	3rd	4th	TOT
RMU	13	17	13	14	57
CAN	8	10	14	11	43



60

GAME #7

12/1/21

at Duquesne
UPMC Cooper
Fieldhouse

69



69

GAME #8

12/8/21

vs. Youngstown State
Koessler Athletic
Center

66



Canisius - 60

Record: 2-5

NO.	Name	Min	FG M-A	3P M-A	FT M-A	Rebounds OR DR TOT	Fouls PF FD	TP	AS	TO	ST	Blocks BS BA	+/-	
5	Ella Vaatanen	F 23:35	1-5	0-2	0-0	1 2 3	1 0 0	2	1	0	1	1	0	8
21	Kayla Jackson	F 26:37	1-4	0-0	0-0	0 3 3	3 2 2	11	6	2	0	0	0	-14
0	Shaunae Brown	G 30:49	4-7	3-5	0-0	2 3 5	2 2 11	6	2	0	0	0	0	-7
14	Dani Haskell	G 29:22	5-16	0-7	2-2	1 1 2	2 5 12	3	1	2	0	3	6	6
23	Erika Joseph	F 37:08	4-10	3-7	1-2	5 5 7	2 3 12	1	0	1	0	1	0	-14
2	Lydia Gattozzi	G 26:16	6-12	3-7	0-0	2 2 4	3 0 15	1	4	0	2	1	7	-7
24	Cheyenne Stubbs	08:34	2-3	2-3	0-0	0 0 0	1 0 6	0	1	0	0	0	0	1
12	Althina Lexa	20:49	0-3	0-2	0-0	0 0 0	0 1 1	3	0	0	0	0	0	-18
Team						1 2 3		0	1					
Totals			23:60	11-33	3-4	9 18 27	14 13	60	13	13	6	3	5	-9
Technical Fouls: 0														

2021-22 BOX SCORES



65



GAME #10
12/19/21
vs. Saint Peter's
Koessler Athletic Center

55



Record: 2-7

No.	Name	Min	FG	3P	FT	Reb	Or	Dr	Tot	Fouls	PF	FT	AS	TS	ST	Blocks	+/-
			M-A	M-A	M-A											BS	
5	Ella Vaatanen	F 25:21	3-7	2-5	0-0	1	1	2	2	0	8	2	2	2	0	1	20
21	Kayla Jackson	F 18:40	3-7	0-0	0-0	5	3	8	3	0	6	0	2	1	0	2	10
0	Shaunae Brown	G 28:31	0-6	0-5	0-0	0	1	1	1	0	0	1	6	1	0	0	-20
14	Dani Haskell	G 31:30	4-13	2-7	1-1	4	1	5	0	5	11	4	2	1	0	2	-5
23	Erika Joseph	G 35:15	4-11	2-6	0-0	1	0	1	1	0	10	3	1	1	0	2	-15
2	Lydia Gattozzi	18:57	1-6	0-3	0-0	0	1	1	3	0	2	1	1	1	1	0	-2
24	Cheyenne Stubbs	17:45	2-3	1-2	2-2	0-0	0	0	0	2	7	1	1	1	2	0	-13
3	Rhay Porter	17:13	1-1	0-0	0-0	3	3	6	3	1	2	1	3	0	1	0	-6
12	Athina Lexa	06:48	0-0	0-0	0-0	0	0	0	0	0	0	0	0	0	0	0	-4
Team						2	2	4	0	0	0	0	1	7	0		
Totals			18-54	7-28	3-3	13	15	28	13	8	46	13	19	7	3	6	-19

Technical Fouls::NONE

Shooting By Period		
1 st	FG%	3-11 27.3%
	3PT%	2-7 28.6%
	FT%	0-0 0%
2 nd	FG%	6-12 50.0%
	3PT%	1-5 20.0%
	FT%	1-1 100%
3 rd	FG%	7-13 53.8%
	3PT%	4-7 57.1%
	FT%	0-0 0%
4 th	FG%	2-18 11.1%
	3PT%	0-9 0.0%
	FT%	2-2 100%
GM	FG%	18-54 33.3%
	3PT%	7-28 25.0%
	FT%	3-3 100.0%

Dead Ball Rebounds: 2,

University at Albany - 65

Record: 5-4

No.	Name	Min	FG	3P	FT	Reb	TO	Fouls	TP	AS	TO	ST	Blocks	BB	+/-
			M-A	M-A	M-A	OR	DR	FF							
13	Lucia Decortes	F 27:02	5-6	0-0	1-2	5	2	7	0	2	11	1	3	3	3
21	Helene Haegerstrand	F 24:56	3-9	0-1	2-2	2	1	3	1	8	2	0	0	1	0
3	Lilly Phillips	G 20:31	1-6	0-3	2-2	0	0	0	0	1	4	2	0	0	0
10	Elien Hahne	G 25:56	1-7	0-1	0-0	3	1	4	1	1	2	2	0	0	1
14	Grace Heeps	G 21:58	3-5	2-4	0-0	5	5	0	0	8	2	1	1	1	0
15	Morgan Haney	21:51	2-7	0-2	0-0	2	2	3	2	4	5	0	0	0	0
20	Kayla Cooper	20:09	7-11	0-0	1-2	4	4	5	1	3	15	0	2	0	1
12	Freja Werth	24:47	5-7	0-1	1-1	0	2	2	1	11	4	2	0	1	1
23	Koi Sims	05:15	1-2	0-0	0-2	0	0	0	0	1	2	1	0	0	0
1	Fatima Lee	03:40	0-1	0-0	0-0	0	0	0	0	0	1	0	1	0	0
22	Taniya Hanner	01:19	0-0	0-0	0-0	0	0	0	0	0	0	0	0	0	-1
24	Abby Ray	01:19	0-1	0-0	0-0	0	1	1	0	0	0	0	0	0	0
32	Abby Robinson	01:19	0-0	0-0	0-0	0	0	0	1	0	0	0	0	0	-2

Technical Fouls::NONE

	CAN	UALB	Points from	CAN	UALB	Period by Period Scoring
Biggest lead	3 (1 st 5:01)	21 (4 th 1:19)	Turnovers	8	17	1 st 2 nd 3 rd 4 th TOT
Best Scoring Run	8 (3 rd 0:37)	10 (4 th 1:19)	Paint	22	44	CAN 8 14 18 6 46
Lead Changes		4	Second Chance	12	11	UALB 10 19 22 14 65
Times Tied		6	Fast Breaks	0	4	
Time with Lead	05:06	30:08	Bench	11	32	



GAME #11
12/21/21
vs. Manhattan
Koessler Athletic
Center

63



GAME #12
1/9/22
vs. Niagara
Koessler Athletic Center

86



Record: 6-5 (1-1)

No.	Name	Min	FG MA	3P MA	FT MA	Rebounds OR	Fouls PF	Fouls FT	TP	AS	TO	ST	Blocks BS	+/-			
3	Brazil Harring-Carr	F 30:37	7-12	1-4	4-4	0	4	4	2	19	2	1	4	0	15		
20	Jade Blagrove	F 23:44	1-5	0-0	1-2	5	1	6	4	3	2	5	1	0	3	14	
33	Jenna Jordan	F 29:33	4-8	0-0	1-2	2	7	9	2	2	9	1	1	1	0	2	16
22	Courtney Warley	C 35:07	4-10	0-0	0-1	5	6	11	3	3	8	2	1	3	1	0	18
1	Dee Dee Davis	G 31:19	8-14	2-4	7-10	0	1	1	0	7	25	6	4	3	0	0	15
15	Sydney Watkins	12:18	4-6	4-5	0-0	0	1	1	2	0	12	0	0	0	0	0	11
10	Sini Makela	14:10	1-2	0-0	0-0	0	0	0	0	0	2	2	1	0	0	0	12
5	Bella Nascimento	11:22	1-2	1-1	0-0	0	0	0	0	0	3	0	0	0	0	0	13
21	Christina Katsamouri	02:45	1-1	0-0	0-0	1	1	2	0	0	2	0	0	0	0	0	6
12	Nia Bailey	02:24	0-2	0-0	0-0	1	0	1	0	0	0	2	1	0	0	0	-1
24	Becca Wilson	02:24	1-1	0-0	0-0	0	0	0	0	0	2	0	0	0	0	0	-1
13	Helena Galunic	02:08	0-0	0-0	0-0	0	0	0	0	0	0	0	0	0	0	0	-1
14	Lindsay Drozd	01:22	0-1	0-1	0-0	0	0	0	2	0	0	0	0	0	0	0	-3
4	Jessica Lee	00:47	0-0	0-0	0-0	0	0	0	0	0	0	0	0	0	0	0	-4
Team						2	5	7		0		0					

Technical Fouls: NONE

Shooting By Period			
1 st	FG%	6-9	31.6%
	3PT%	3-16	50.0%
	FT%	0-0	0%
2 nd	FG%	9-14	64.3%
	3PT%	1-2	50.0%
	FT%	4-4	75%
3 rd	FG%	10-19	52.6%
	3PT%	4-6	66.7%
	FT%	7-10	70%
4 th	FG%	7-12	58.3%
	3PT%	0-1	0%
	FT%	3-5	60%
GM	FG%	32-64	50.0%
	3PT%	8-15	53.3%
	FT%	13-19	68.4%

Dead Ball Rebounds: 2,

Canisius - 63

Record: 2-9 (0-2)

No.	Name		Min	FG	3P	FT	Rebounds	Fouls	TP	AS	TO	ST	Blocks	±/-
				M/A	M/A	M/A	OR DR TOT	FF FO					B/B	
5	Ella Vaatanen	F	25:54	0-4	0-3	2-3	1 3 4	2 1	2	0	0	3	1	-19
21	Kayla Jackson	F	15:30	0-0	0-0	0-0	1 4 4	3 0	0	0	0	1	0	-11
0	Shaunae Brown	G	24:10	5-10	1-5	0-0	0 2 2	1 1	11	3	1	0	0	-12
14	Dani Haskell	G	32:30	6-17	4-11	1-2	2 2 4	1 4	17	4	3	2	1	-16
23	Erika Joseph	G	21:20	3-11	2-12	1-1	1 1 2	5 1	9	0	2	0	0	-12
2	Lydia Gattozzi		18:52	1-1	1-1	4-6	0 0 0	1 5	7	1	3	1	0	-10
3	Rhay Porter		20:12	0-1	0-0	0-0	3 3 6	2	1	1	1	2	1	-6
12	Athina Lexa		19:27	4-8	1-4	0-2	0 1 1	1 1	9	0	4	0	0	-4
24	Cheyenne Stubbs		22:05	3-6	2-4	0-0	1 1 2	1 1	8	1	0	2	0	-20
Team							3 3 6		0	1				
Totals				22-58	11-30	8-14	11 20 31	17 15	63	10	18	10	5 1	-22

Technical Fouls::NONE

Shooting By Period			
1 st	FG%	6-13	46.2%
	3PT%	3-8	37.5%
	FT%	0-0	0%
2 nd	FG%	6-15	40.0%
	3PT%	3-9	33.3%
	FT%	0-0	0%
3 rd	FG%	6-12	50.0%
	3PT%	4-6	66.7%
	FT%	2-6	33.3%
4 th	FG%	4-18	22.2%
	3PT%	1-7	14.3%
	FT%	6-8	75%
GM	FG%	22-58	37.9%
	3PT%	11-30	36.7%
	FT%	8-14	57.1%

Dead Ball Rebounds: 4, 1

	MAN	CAN
Biggest lead	27 (4 th 0:55)	3 (1 st 6:53)
Best Scoring Run	10(3 rd 2:04)	6(1 st 6:53)
Lead Changes	6	
Times Tied	5	
Time with Lead	30:40	03:54

Points from	MAN	CAN
Turnovers	19	10
Paint	40	10
Second Chance	14	2
Fast Breaks	23	11
Bench	21	24

Period by Period Scoring					
	1st	2nd	3rd	4th	TOT
MAN	15	22	31	17	85
CAN	15	15	18	15	63

Niagara - 87

Record: 5-6 (2-1)

No.	Name	Min	FG M-A	3P M-A	FT M-A	Rebounds OR DR TOT	Fouls PF FO	TP	AS	TO	ST	Blocks BS	+/-	
12	Olivia Mason	F 28:05	4-9	0-0	2-3	4 9 13	4	3	10	3	2	0	0	4
30	Sydney Faulcon	F 21:39	3-10	0-0	3-3	7 4 11	3	3	9	2	0	1	3	-8
14	Maddy Yeale	G 31:44	7-11	0-0	2	0 1 1	4	2	14	2	7	2	0	4
20	Ally Haar	G 4:15	5-15	0-4	5-7	1 1 2	0	5	15	6	2	1	0	0
1	Lore Porter	G 24:58	1-6	1-6	3-4	0 2 2	4	2	6	3	3	0	0	-2
2	Brooklyn Jones	G 2:59	3-7	0-0	2-5	2 3 5	2	4	8	3	3	2	1	8
23	Kyra Grimsow	28:24	8-15	3-4	4-4	6 3 9	4	23	0	2	0	0	3	15
25	Saige Glover	10:09	1-2	0-0	1	1 1 2	2	1	2	0	0	1	0	-11
3	Lexie Roe	07:18	0-1	0-1	0-0	0 0 0	2	0	0	0	0	0	0	-7
10	Arianna Johnson	01:44	0-0	0-0	0-0	0 0 0	1	0	0	0	0	0	0	5
Team						4 2 6	0	0	1					
Totals			32-76	4-15	19-29	26 25 51	26 23	87	14	23	8	2	7	1

Technical Fouls: Mason 4th 1:29

Canisius - 8

Record: 2-10 (0-3)

No.	Name		Min	FG	3P	FT	Rebounds			Fouls		TP	AS	TO	ST	Blocks	+/-	
							OR	DR	TOT	PF	FD					BS	BA	
5	Ella Vaatanen	F	29:34	4-9	2-4	0-1	1	3	4	4	10	0	2	1	1	0	1	
0	Shaunae Brown	G	31:15	2-8	0-3	2-3	0	1	1	2	3	6	4	2	0	0	0	
2	Lydia Gattozzi	G	35:36	6-11	0-1	5-6	4	3	7	4	4	17	1	3	0	0	-5	
14	Dani Hasskell	G	37:57	6-11	4-7	5-8	2	5	7	2	9	27	4	7	4	0	1	
24	Cheyenne Stubbs	G	35:37	5-10	4-6	0-0	1	0	1	2	14	7	2	0	0	0	-8	
33	Rhay Porter	C	22:45	3-3	0-0	1-6	4	6	10	5	7	7	1	3	1	6	0	
12	Athina Lexa	C	32:16	2-8	1-4	0-0	0	3	3	4	0	5	0	1	0	0	-5	
Team							2	1	3			0	3					
Totals				31-66	11-25	13-24	14	22	36	23	25	86	17	23	6	7	2	-1
Technical Fouls: None																		

Technical Fouls::NONE

	NIAG	CAN	Points from	NIAG	CAN	Period by Period Scoring						
Biggest lead	11 (1 st 0:45)	12 (4 th 7:33)	Turnovers	25	13		1st	2nd	3rd	4th	OT1	TOT
Best Scoring Run	9(4 th 4:14)	13(2 nd 2:25)	Paint	52	38							
Lead Changes	4	4	Second Chance	15	14	NIAG	26	7	19	21	14	87
Times Tied	6		Fast Breaks	4	11							
Time with Lead	17:42	22:54	Bench	33	12	CAN	16	18	23	16	13	86

2021-22 CANISIUS WOMEN'S BASKETBALL GAME NOTES

2021-22 BOX SCORES



59

GAME #13

1/13/22

vs. Rider
Koessler Athletic
Center

51



73

GAME #14

1/15/22

vs. Fairfield
Koessler Athletic
Center

37



Rider - 59

Record: 4-10 (2-3)

NO. Name	Min	FG M-A	3P M-A	FT M-A	Rebounds OR DR TOT	Fouls PF FD	TP	AS	TO	ST	Blocks BS BA	+/-
13 Raphaela Toussaint	F 23:39	1-5	0-1	2-4	0 5 5	1 4 4	1	1	1	0	1 0	-2
15 Anna Ekerstedt	F 26:54	1-2	0-0	1-2	2 2 4	2 1 1	3	1	1	0	1 0	18
20 Lenaëja Evans	G 38:44	7-17	0-1	3-6	4 5 9	1 4 1	17	2	3	0	0 3	9
24 Makayla Firebaugh	G 37:42	3-11	3-8	4-4	0 5 5	1 4 1	13	2	2	3	0 1	12
55 Jessica Schiffer	G 33:09	4-11	3-8	0-2	0 4 4	3 2 2	11	4	1	1	0 0	4
10 Molly Lynch	10:26	0-2	0-1	0-0	1 2 3	0 0 0	0	1	1	0	0 1	-1
44 Victoria Toomey	19:34	3-6	0-0	1-2	1 6 7	2 1 1	7	2	1	0	2 2	9
31 Emily Strunk	04:15	0-0	0-0	0-0	0 1 1	1 0 0	0	0	0	0	0 0	-1
14 Sofie Bruintjes	05:37	2-3	0-0	0-0	1 0 1	0 0 0	4	0	0	0	0 0	-8
Team					1 1 2			0	2			
Totals		21-57	6-19	11-20	10 31 41	11 16	59	13	12	4	4 7	8

Technical Fouls: NONE

Shooting By Period	
1st FG%	5-13 38.5%
3PT%	1-2 50.0%
FT%	1-2 50%
2nd FG%	5-18 27.8%
3PT%	1-5 20.0%
FT%	0-0 0%
3rd FG%	9-16 56.3%
3PT%	3-6 50.0%
FT%	1-4 25%
4th FG%	2-10 20.0%
3PT%	1-6 16.7%
FT%	9-14 64.3%
GMFG%	21-57 36.8%
3PT%	6-19 31.6%
FT%	11-20 55.0%

Dead Ball Rebounds: 6, 0

Canisius - 51

Record: 2-11 (0-4)

NO. Name	Min	FG M-A	3P M-A	FT M-A	Rebounds OR DR TOT	Fouls PF FD	TP	AS	TO	ST	Blocks BS BA	+/-
5 Ella Vaatanen	F 28:05	2-8	0-3	1-2	1 4 5	4 1 5	5	0	2	1	3 0	-6
21 Kayla Jackson	F 18:41	3-6	0-0	1-2	4 4 8	3 1 7	0	0	1	1	1 0	-13
0 Shaunae Brown	G 28:06	2-7	0-2	0-0	0 4 4	2 0 4	1	1	1	1	0 0	-15
14 Dani Haskell	G 33:44	3-14	2-8	2-2	0 1 1	1 3 10	3	2	0	0	2 2	-1
23 Erika Joseph	G 31:14	5-11	3-7	2-2	0 3 3	3 3 15	1	2	0	0	1 1	-11
24 Cheyenne Stubbs	20:09	1-5	0-1	0-0	0 0 0	0 0 0	2	0	1	2	1 0	2
33 Rhay Porter	18:05	2-5	0-0	2-4	7 8 15	1 3 6	1	1	1	1	0 2	3
2 Lydia Gattozzi	15:09	1-4	0-2	0-0	0 2 2	1 1 2	1	2	0	0	1 0	1
12 Althina Lexa	06:47	0-1	0-1	0-0	0 0 0	1 0 0	0	0	2	0	0 0	1
Team					2 3 5		0	1				
Totals		19-61	5-24	8-12	14 29 43	16 11	51	7	14	6	7 4	-8

Technical Fouls: NONE

Shooting By Period	
1st FG%	4-17 23.5%
3PT%	0-6 0.0%
FT%	1-2 50%
2nd FG%	6-12 50.0%
3PT%	2-3 66.7%
FT%	0-2 0%
3rd FG%	4-16 25.0%
3PT%	2-7 28.6%
FT%	4-4 100%
4th FG%	5-16 31.3%
3PT%	1-8 12.5%
FT%	3-4 75%
GMFG%	19-61 31.1%
3PT%	5-24 20.8%
FT%	8-12 66.7%

Dead Ball Rebounds: 1, 0

	RID	CAN
Biggest lead	13 (4 th 9:03)	5 (2 nd 4:44)
Best Scoring Run	9 (3 rd 8:41)	11 (4 th 1:32)
Lead Changes	2	
Times Tied	4	
Time with Lead	31:05	05:12

Points from	RID	CAN
Turnovers	15	6
Paint	26	26
Second Chance	6	13
Fast Breaks	22	5
Bench	11	10

Period by Period Scoring	1st	2nd	3rd	4th	TOT
RID	12	11	22	14	59
CAN	9	14	14	14	51



55

GAME #15

1/20/22

at Saint Peter's
Run Baby Run Arena

74



48

GAME #16

1/22/22

at Monmouth
OceanFirst Bank
Center

60



Canisius - 55

Record: 2-13 (0-6)

NO. Name	Min	FG M-A	3P M-A	FT M-A	Rebounds OR DR TOT	Fouls PF FD	TP	AS	TO	ST	Blocks BS BA	+/-
5 Ella Vaatanen	F 11:58	0-3	0-2	0-0	0 0 0	2 0 0	0	0	1	1	0 0	-9
21 Kayla Jackson	F 22:05	4-7	0-0	0-0	2 3 5	4 1 8	1	1	1	0	0 0	-11
0 Shaunae Brown	G 32:33	4-8	4-6	0-0	0 1 1	1 2 12	4	1	1	1	0 0	-20
14 Dani Haskell	G 29:59	1-6	1-3	2-2	1 2 3	1 5 5	1	4	3	0	0 0	-8
23 Erika Joseph	G 31:09	2-7	1-2	3-4	0 2 2	3 4 8	1	0	1	0	1 0	-14
2 Lydia Gattozzi	19:30	0-2	0-1	2-2	0 1 1	1 2 2	1	4	1	0	0 0	-16
33 Rhay Porter	06:24	0-0	0-0	0-0	0 1 1	2 0 0	0	0	0	0	1 0	0
24 Cheyenne Stubbs	24:44	1-3	0-1	4-4	1 0 1	1 2 6	0	3	0	0	0 0	-10
12 Althina Lexa	24:43	6-12	2-6	0-0	3 1 4	2 1 14	1	2	1	1	1 1	-7
Team					2 2 4		0	1				
Totals		18-48	8-21	11-12	9 13 22	17 17	55	9	17	8	2 2	-19

Technical Fouls: NONE

Shooting By Period	
1st FG%	3-8 37.5%
3PT%	2-3 66.7%
FT%	8-8 100%
2nd FG%	6-11 54.5%
3PT%	2-4 50.0%
FT%	1-2 50%
3rd FG%	4-10 40.0%
3PT%	0-2 0.0%
FT%	2-2 100%
4th FG%	5-19 26.3%
3PT%	4-12 33.3%
FT%	0-0 0%
GMFG%	18-48 37.5%
3PT%	8-21 38.1%
FT%	11-12 91.7%

Dead Ball Rebounds: 0, 0

Saint Peter's - 74

Record: 6-8 (3-2)

NO. Name	Min	FG M-A	3P M-A	FT M-A	Rebounds OR DR TOT	Fouls PF FD	TP	AS	TO	ST	Blocks BS BA	+/-
15 Sky Castro	F 17:46	1-2	0-0	0-0	0 3 3	4 1 4	2	2	1	1	0 0	19
22 Kassondra Brown	G 33:07	7-17	0-1	3-4	3 5 8	1 7 10	3	2	1	1	1 1	21
3 Nickelle O'Neil	G 32:35	4-4	0-0	2-2	1 3 4	2 4 7	17	3	1	3	0 0	24
23 Kendrea Williams	G 34:44	10-15	4-7	4-5	1 2 3	2 2 28	2	2	0	0	0 0	17
24 Courtney Crane	G 24:06	2-7	0-1	1-2	2 0 2	3 1 5	1	1	1	3	0 0	17
2 Tyara McQueen	15:52	1-3	0-2	0-0	1 0 1	3 0 2	1	1	1	1	0 0	2
20 Victoria Krenasio	12:44	1-1	0-0	0-0	2 2 4	1 1 2	1	1	3	0	1 0	-4
32 Imani Felix	03:39	0-0	0-0	0-2	0 2 2	1 1 0	0	0	0	0	0 0	-1
5 Kaila Dawkins	16:23	3-6	0-0	0-0	0 3 3	0 0 6	1	2	0	0	1 1	2
0 Binta Salawu	09:04	1-1	0-0	0-0	0 0 0	0 0 0	2	2	0	0	0 0	-2
Team					2 2 4		0	0				
Totals		30-56	4-11	10-15	15 22 37	17 17	74	16	13	9	2 2	19

Technical Fouls: NONE

Shooting By Period	
1st FG%	7-13 53.8%
3PT%	0-2 0.0%
FT%	1-3 33.3%
2nd FG%	8-14 57.1%
3PT%	1-3 33.3%
FT%	4-5 80%
3rd FG%	9-17 52.9%
3PT%	3-5 60%
FT%	3-3 100%
4th FG%	6-12 50.0%
3PT%	0-1 0.0%
FT%	2-4 50%
GMFG%	30-56 53.6%
3PT%	4-11 36.4%
FT%	10-15 66.7%

Dead Ball Rebounds: 3, 0

	CAN	SPU
Biggest lead	4 (1 st 3:21)	23 (4 th 7:56)
Best Scoring Run	5 (3 rd 9:47)	14 (3 rd 0:37)
Lead Changes	7	
Times Tied	4	
Time with Lead	06:10	32:15

Points from	CAN	SPU
Turnovers	10	22
Paint	10	46
Second Chance	11	20
Fast Breaks	2	11
Bench	22	12

Period by Period Scoring	1st	2nd	3rd	4th	TOT
CAN	16	15	10	14	55
SPU	15	21	24	14	74

Canisius - 48

Record: 2-14 (0-7)

NO. Name	Min	FG M-A	3P M-A	FT M-A	Rebounds OR DR TOT	Fouls PF FD	TP	AS	TO	ST	Blocks BS BA	+/-
21 Kayla Jackson	F 19:01	4-7	0-0	0-0	2 2 4	3 4 8	0	2	2	0	1 0	12
0 Shaunae Brown	G 27:23	0-5	0-2	0-0	0 2 2	1 0 4	8	0	1	0	0 0	-17
12 Althina Lexa	G 27:19	4-12	1-4	1-2	0 5 5	2 2 10	3	3	2	0	1 0	-10
14 Dani Haskell	G 24:39	4-7	3-6	2-2	0 1 1	4 1 13	2	2	1	0	0 0	-7
23 Erika Joseph	G 32:52	1-7	1-4	1-2	1 1 2	2 3 4	0	2	2	0	0 0	-4
2 Lydia Gattozzi	09:48	1-4	0-0	1-1	2 1 3	1 0 3	0	1	0	0	1 0	2
24 Cheyenne Stubbs	24:59	2-7	1-2	0-0	0 2 2	2 0 5	0	3	1	1	0 0	-10
33 Rhay Porter	21:53	2-3	0-0	1-4	2 4 6	3 2 5	1	1	1	0	0 0	-9
5 Ella Vaatanen	12:06	0-1	0-1	0-0	0 1 1	0 0 0	0	2	2	0	0 0	-7
Team					0 2 2		0	1				
Totals		18-53	6-19	6-11	7 21 28	17 13	48	6	18	9	1 3	-12

Technical Fouls: NONE

Shooting By Period	
1st FG%	5-14 35.7%
3PT%	1-6 16.7%
FT%	0-0 0%
2nd FG%	5-12 41.7%
3PT%	3-6 50.0%
FT%	2-4 50%
3rd FG%	2-14 14.3%
3PT%	0-2 0.0%
FT%	4-5 80%
4th FG%	6-13 46.2%
3PT%	2-5 40.0%
FT%	0-2 0%
GMFG%	18-53 34.0%
3PT%	6-19 31.6%
FT%	6-11 54.5%

Dead Ball Rebounds: 4, 1

Monmouth - 60

Record: 9-5 (4-1)

2021-22 CANISIUS WOMEN'S BASKETBALL GAME NOTES

2021-22 BOX SCORES



44

GAME #17
1/24/22
at Marist
McCann Arena

57



62

GAME #18
1/27/22
vs. Quinnipiac
Koessler Athletic
Center

53



NO. Name	Min	FG	3P	FT	Rebounds	Fouls	TP	AS	TO	ST	Blocks	+/-
		M-A	M-A	M-A	OR DR TOT	PF FD					BS BA	
21 Kayla Jackson	F 14:48	0-0	0-0	0-2	2 5 7	1 3	0	0	2	0	0	-2
0 Shaunae Brown	G 29:20	4-12	4-10	0-0	0 4 4	2 0	12	1	2	2	1	-16
14 Athina Lexa	G 27:35	3-8	0-2	2-4	0 1 1	3 2	8	1	0	1	0	-15
12 Dani Haskell	G 22:36	4-7	2-3	0-0	2 4 6	2 5	10	2	3	0	0	-12
23 Erika Joseph	G 33:19	1-7	0-5	0-0	0 2 2	3 0	2	3	3	1	0	-5
5 Ella Vaatanen	24:23	1-5	1-4	0-0	1 0 1	1 0	3	1	0	0	0	-6
24 Cheyenne Stubbs	14:28	1-5	1-2	0-0	0 2 2	4 0	3	0	1	0	0	1
33 Rhay Porter	15:16	0-2	0-0	0-0	1 4 5	3 0	0	1	3	0	2	-16
2 Lydia Gattozzi	18:15	2-4	1-2	1-1	1 2 3	1 1	6	0	2	0	0	3
Team					2 0 2		0	0				
Totals		16-50	9-28	3-7	9 24 33	20 11	44	9	16	4	3	-13

Technical Fouls: NONE

Shooting By Period

1st FG%	2-12	16.7%
3PT%	1-8	12.5%
FT%	0-2	0%
2nd FG%	7-13	53.8%
3PT%	4-7	57.1%
FT%	1-2	50%
3rd FG%	5-12	41.7%
3PT%	3-8	37.5%
FT%	1-2	50%
4th FG%	2-13	15.4%
3PT%	1-5	20.0%
FT%	1-1	100%
GM FG%	16-50	32.0%
3PT%	9-28	32.1%
FT%	3-7	42.9%

Dead Ball Rebounds: 1, 0

NO. Name	Min	FG	3P	FT	Rebounds	Fouls	TP	AS	TO	ST	Blocks	+/-
		M-A	M-A	M-A	OR DR TOT	PF FD					BS BA	
30 Mikala Morris	F 27:49	5-13	0-0	0-0	6 1 7	3 3	10	3	3	0	2	24
12 Rose Caverly	G 32:24	1-7	0-2	0-0	1 4 5	0 1	2	5	2	1	0	1
22 Mackenzie DeWees	G 38:10	8-17	0-1	1-2	4 6 10	4 1	17	5	1	2	0	1
23 Sajada Bonner	G 14:24	1-2	1-2	0-0	0 0 0	1 0	3	0	3	1	0	0
24 Amani Free	G 39:36	4-10	2-6	4-8	2 6 8	2 7	14	2	2	1	2	9
21 Jackie Grisdale	19:34	3-8	2-5	0-0	1 1 2	1 0	8	0	2	0	0	1
11 Cat Almeida	02:49	0-2	0-0	0-0	0 0 0	0 0	0	0	0	0	0	-4
44 Mackenzie Helms	14:17	3-3	0-0	0-0	0 3 3	1 0	6	1	2	0	0	-1
4 Grace LaBarge	09:46	1-3	0-1	0-2	0 0 0	1 2	2	0	1	1	1	-11
3 Halee Smith	01:11	0-0	0-0	0-0	0 0 0	0 0	0	0	0	0	0	-3
Team					3 2 5		0	1				
Totals		26-65	5-17	5-12	17 23 40	13 14	62	16	17	6	5	9

Technical Fouls: NONE

Shooting By Period

1st FG%	7-12	58.3%
3PT%	2-4	50.0%
FT%	0-2	0%
2nd FG%	6-18	33.3%
3PT%	3-9	33.3%
FT%	1-2	50%
3rd FG%	7-17	41.2%
3PT%	0-2	0.0%
FT%	0-0	0%
4th FG%	6-18	33.3%
3PT%	0-2	0.0%
FT%	4-8	50%
GM FG%	26-65	40.0%
3PT%	5-17	29.4%
FT%	5-12	41.7%

Dead Ball Rebounds: 5, 1

NO. Name	Min	FG	3P	FT	Rebounds	Fouls	TP	AS	TO	ST	Blocks	+/-
		M-A	M-A	M-A	OR DR TOT	PF FD					BS BA	
20 Zaria Shazer	F 33:03	6-10	0-0	0-0	2 6 9	2 5	14	1	1	1	1	13
32 Samantha Bailey	F 20:36	4-13	0-3	0-0	1 3 4	1 2	8	1	1	0	0	2
5 Trinasia Kennedy	G 33:21	6-9	3-4	0-0	0 1 1	2 2	15	4	1	1	0	0
22 Anabel Ellison	G 29:08	2-2	2-2	2-6	2 3 5	2 5	8	3	3	1	0	0
33 Kendall Krick	G 35:40	1-5	0-2	3-4	0 7 7	2 2	5	3	2	1	1	0
13 Julianna Bonilla	17:22	1-6	0-3	1-2	0 0 2	0 3	3	0	0	2	0	6
25 Katie Cunningham	17:14	2-4	0-0	0-0	2 1 3	0 0	4	2	0	0	0	7
30 Siobhan Boylan	08:23	0-5	0-2	0-0	1 1 2	1 1	0	1	1	0	0	7
14 Erin Fox	04:55	0-1	0-0	0-0	0 1 1	1 0	0	0	0	0	0	-4
42 McKenna Rife	00:18	0-0	0-0	0-0	0 0 0	0 0	0	0	0	0	0	0
Team					2 5 7		0	1				
Totals		22-55	5-16	8-18	13 28 41	11 20	57	15	10	8	2	3

Technical Fouls: NONE

Shooting By Period

1st FG%	7-19	36.8%
3PT%	1-4	25.0%
FT%	1-2	50%
2nd FG%	5-11	45.5%
3PT%	1-5	20.0%
FT%	0-4	0%
3rd FG%	4-11	36.4%
3PT%	2-4	50.0%
FT%	6-10	60%
4th FG%	6-14	42.9%
3PT%	1-3	33.3%
FT%	1-2	50%
GM FG%	22-55	40.0%
3PT%	5-16	31.3%
FT%	8-18	44.4%

Dead Ball Rebounds: 6, 0

NO. Name	Min	FG	3P	FT	Rebounds	Fouls	TP	AS	TO	ST	Blocks	+/-
		M-A	M-A	M-A	OR DR TOT	PF FD					BS BA	
5 Ella Vaatanen	F 22:54	2-8	2-4	0-0	0 5 5	2 0	6	0	2	1	4	-1
0 Shaunae Brown	G 24:59	0-3	0-1	0-0	0 0 0	0 1	0	1	1	0	0	-14
12 Athina Lexa	G 24:58	4-12	2-6	0-0	0 2 2	1 1	10	1	6	0	0	2
14 Dani Haskell	G 30:11	3-6	2-3	8-10	1 2 3	2 6	16	3	2	1	0	-5
23 Erika Joseph	G 35:28	2-6	1-1	1-2	0 4 4	3 1	6	2	3	0	0	-1
2 Lydia Gattozzi	12:59	0-1	0-0	0-0	0 1 1	1 0	0	0	2	0	0	-15
24 Cheyenne Stubbs	29:22	4-8	1-2	0-0	1 6 7	2 1	9	3	1	8	0	5
33 Rhay Porter	19:09	3-5	0-0	0-0	1 2 3	3 3	6	0	4	0	5	-9
Team					3 2 5		0	2				
Totals		18-49	8-17	9-12	6 24 30	16 13	53	10	23	10	9	-9

Technical Fouls: NONE

Shooting By Period

1st FG%	6-11	54.5%
3PT%	3-5	60.0%
FT%	0-0	0%
2nd FG%	3-12	25.0%
3PT%	1-3	33.3%
FT%	2-2	100%
3rd FG%	6-17	35.3%
3PT%	3-6	50.0%
FT%	0-0	0%
4th FG%	3-9	33.3%
3PT%	1-3	33.3%
FT%	7-10	70%
GM FG%	18-49	36.7%
3PT%	8-17	47.1%
FT%	9-12	75.0%

Dead Ball Rebounds: 4, 0

	CAN	MAR
Biggest lead	0 (1st 10:00)	16 (4th 1:26)
Best Scoring Run	6 (2nd 8:33)	9 (1st 1:29)
Lead Changes	0	
Times Tied	0	
Time with Lead	00:00	39:46

Points from	CAN	MAR
Turnovers	7	17
Paint	6	30
Second Chance	5	9
Fast Breaks	0	6
Bench	12	7

Period by Period Scoring	1st	2nd	3rd	4th	TOT
CAN	5	19	14	6	44
MAR	16	11	16	14	57

	QUI	CAN
Biggest lead	13 (3rd 5:29)	1 (2nd 8:27)
Best Scoring Run	9 (3rd 8:36)	7 (2nd 8:27)
Lead Changes	4	
Times Tied	2	
Time with Lead	37:07	01:11

Points from	QUI	CAN
Turnovers	21	15
Paint	30	12
Second Chance	8	0
Fast Breaks	9	12
Bench	16	15

Period by Period Scoring	1st	2nd	3rd	4th	TOT
QUI	16	16	14	16	62
CAN	15	9	15	14	53



78

GAME #19
1/29/22
vs. Siena
Koessler Athletic
Center

81



55

GAME #20
2/3/22
at Iona
Hynes Athletics
Center

66



NO. Name	Min	FG	3P	FT	Rebounds	Fouls	TP	AS	TO	ST	Blocks	+/-
		M-A	M-A	M-A	OR DR TOT	PF FD					BS BA	
33 Anajah Brown	F 06:38	0-0	0-0	0-0	0 0 0	1 0	0	0	1	0	0	2
3 Rayshel Brown	G 34:04	12-14	0-0	0-0	3 4 7	2 1	24	0	2	0	0	-2
5 Deanna Winston	G 28:21	0-2	0-0	0-0	0 1 1	5 1	0	4	3	0	0	-3
14 Anja Knoflach	G 16:11	1-2	1-2	0-0	0 3 3	2 0	3	1	1	0	0	1
20 Margo Peterson	G 26:29	4-10	2-6	2-2	2 0 2	4 2	12	0	1	2	2	-6
0 Selenia Philoxy	27:15	6-10	0-0	8-11	0 4 4	1 7	20	1	1	1	1	-10
12 Imani Harris	28:31	4-8	0-0	0-0	0 2 2	5 1	8	5	4	4	0	3
4 Valencia Fontenelle-Possion	21:04	2-3	0-0	6-8	1 4 5	1 4	10	0	1	2	0	2
13 Cheyenne Talbot	11:20	0-0	0-0	1-2	0 1 1	1 0	1	1	2	0	2	-1
24 Haley Blasetti	00:07	0-0	0-0	0-0	0 0 0	0 0	0	0	0	0	0	-1
Team					0 2 2		0	0				
Totals		29-49	3-8	17-23	6 21 27	21 17	78	12	16	9	5	-3

Technical Fouls: Harris 3rd 3:30

Shooting By Period

1st FG%	6-10	60.0%
3PT%	1-2	50.0%
FT%	0-2	0%
2nd FG%	7-11	63.6%
3PT%	0-2	0.0%
FT%	4-4	100%
3rd FG%	9-16	56.3%
3PT%	2-3	66.7%
FT%	8-10	80%
4th FG%	7-12	58.3%
3PT%	0-1	0.0%
FT%	5-7	71.4%
GM FG%	29-49	59.2%
3PT%	3-8	37.5%
FT%	17-23	73.9%

Dead Ball Rebounds: 2, 0

Canisius - 55		Record: 3-17 (1-10)												
NO.	Name	Min	FG M-A	3P M-A	FT O R	Rebounds DR TT	Fouls PF FD	TP	AS	TO	ST	Blocks BS BA	+/-	
5	Ella Vaatanen	F 26:12	3-5	3-4	0-0	1 1 2	3 0	9	0	2	2	1	0	
0	Shaunae Brown	G 26:53	2-7	2-4	0-0	0 3 3	0 0	6	1	2	0	0	-15	
12	Athina Lexa	G 29:46	5-8	2-4	2-2	0 4 4	0 2	14	3	2	2	0	-6	
14	Dani Haskell	G 32:01	5-12	1-4	0-0	2 4 6	5 3	11	6	2	1	0	-2	
23	Erika Joseph	G 33:53	2-11	2-8	0-0	0 1 1	1 0	6	3	2	0	0	-8	
33	Rhay Porter	14:37	0-2	0-0	0-0	0 3 3	3 0	0	1	3	2	0	-12	
2	Lydia Gattozzi	19:44	3-4	0-0	1-1	0 2 2	1 1	7	0	4	1	0	0	
24	Cheyenne Stubbs	16:54	1-4	0-1	0-0	1 2 3	2 2	2	1	3	1	0	-4	
Team						1 2 3	0	0						
Totals			21-53	10-25	3-3	5 22 27	15 8	55	15	20	9	1 3	-11	
Technical Fouls: NONE														
Shooting By Period														
1 st FG		4-13		30.8%										
3 rd FT		2-5		40.0%										
FT		0-0		0%										
2 nd FG		7-13		53.8%										
3 rd FT		6-10		60.0%										
FT		0-0		0%										
3 rd FG		3-12		25.0%										
3 rd FT		1-5		20.0%										
FT		2-2		100%										
4 th FG		7-15		46.7%										
3 rd FT		1-5		20.0%										
FT		1-1		100%										
GM FG		21-53		39.6%										
3 rd FT		10-25		40.0%										
FT		3-3		100.0%										

2021-22 CANISIUS WOMEN'S BASKETBALL GAME NOTES

2021-22 BOX SCORES



54

GAME #21
2/5/22
at Fairfield
Webster Bank Arena



GAME #22
2/7/22
at Quinnipiac
People's United
Center



Canisius - 54																		
Record: 3-18 (1-11)																		
NO.	Name	Min	FG	3P	FT	Rebounds	Fouls	TP	AS	TO	ST	Blocks	BS	BA	BA	BA	BA	BA
			M-A	M-A	M-A	OR DR TOT	PF											
5	Ella Vaatanen	F 18:46	2-4	2-4	0-0	1 8 9	4 2	6	0	2	0	1	0	0	0	0	0	-5
0	Shaunae Brown	G 41:20	6-10	2-5	1-2	0 3 3	2 2	15	0	2	0	0	0	0	0	0	0	-9
12	Athina Lexa	G 28:56	4-11	0-3	0-0	2 1 3	1 1	8	1	3	1	0	1	0	1	0	1	-2
14	Dani Haskell	G 36:26	1-9	1-8	2-2	0 2 2	1 2	5	3	3	1	0	1	0	1	0	1	-14
23	Erika Joseph	G 40:13	2-7	1-3	0-0	0 1 1	3 0	5	1	1	0	1	1	0	1	0	1	-10
33	Rhay Porter	26:54	3-4	0-0	0-0	2 7 9	3 0	6	0	5	0	0	0	0	0	0	0	-6
2	Lydia Gattozzi	15:24	3-3	0-0	0-1	0 3 3	0 1	6	0	1	1	0	0	0	0	0	0	-5
24	Cheyenne Stubbs	17:01	1-3	1-1	0-0	1 3 4	2 1	3	1	4	0	0	0	0	0	0	0	6
Team						0 0 0		0	1									
Totals			22-51	7-24	3-5	6 28 34	16 9	54	6	22	3	2	3	2	3	2	3	-9
Technical Fouls:NONE																		

Shooting By Period		
1st FG%	6-17	35.3%
3PT%	4-10	40.0%
FT%	0-0	0%
2nd FG%	3-8	37.5%
3PT%	0-1	0.0%
FT%	0-1	0%
3rd FG%	4-6	66.7%
3PT%	0-1	0.0%
FT%	3-4	75%
4th FG%	8-12	66.7%
3PT%	3-6	50.0%
FT%	0-0	0%
OT FG%	1-8	12.5%
3PT%	0-6	0.0%
FT%	0-0	0%
GM FG%	22-51	43.1%
3PT%	7-24	29.2%
FT%	3-5	60.0%

Dead Ball Rebounds: 2, 7

Fairfield - 63																		
Record: 15-6 (12-1)																		
NO.	Name	Min	FG	3P	FT	Rebounds	Fouls	TP	AS	TO	ST	Blocks	BS	BA	BA	BA	BA	BA
			M-A	M-A	M-A	OR DR TOT	PF											
23	Callie Cavanaugh	F 40:42	6-17	0-1	2-4	2 3 5	4 3	14	1	2	2	1	0	7				+
41	Andrea Hernandez	F 32:11	5-14	0-0	0-0	2 4 6	0 1	10	1	2	3	1	0	-5				
22	Rachel Hakes	G 45:00	3-8	2-4	0-0	3 6 9	0 3	8	7	2	0	0	2	9				
30	Sam Lewis	G 38:41	5-17	4-14	0-0	0 2 2	0 0	14	1	0	1	1	0	0				
31	Sydney Lowery	G 42:59	3-7	2-4	2-4	2 6 8	3 3	10	3	1	1	0	0	14				
42	Mackenzie Martin	06:41	0-2	0-0	0-0	1 0 1	0 0	0	0	0	0	0	0	5				
3	Janelle Brown	18:45	0-2	0-1	7-10	1 0 1	2 6	7	1	3	3	0	0	6				
25	Mackenzie Daleba	00:01	0-0	0-0	0-0	0 0 0	0 0	0	0	0	0	0	0	0				
Team						0 0 0		0										
Totals			22-67	8-25	11-18	11 21 32	9 16	63	14	10	10	3	2	9				
Technical Fouls:NONE																		

Shooting By Period		
1st FG%	4-17	23.5%
3PT%	1-5	20.0%
FT%	0-0	0%
2nd FG%	4-13	30.8%
3PT%	2-4	50.0%
FT%	1-2	50%
3rd FG%	7-16	43.8%
3PT%	2-4	50.0%
FT%	2-4	50%
4th FG%	4-14	28.6%
3PT%	2-9	22.2%
FT%	4-6	66.7%
OT FG%	3-7	42.9%
3PT%	1-3	33.3%
FT%	4-6	66.7%
GM FG%	22-67	32.8%
3PT%	8-25	32.0%
FT%	11-18	61.1%

Dead Ball Rebounds: 6, 2

CAN		FFD		Points from		CAN		FFD		Period by Period Scoring	
Biggest lead		7 (1st 0:24)		9 (1st 0:06)		Turnovers		5		1st 2nd 3rd 4th OT1 TOT	
Best Scoring Run		8 (1st 0:24)		12 (3rd 8:01)		Paint		20		20	
Lead Changes		8		7		Second Chance		7		11	
Times Tied		5		2		Fast Breaks		2		13	
Time with Lead		18:47		22:23		Bench		15		7	

Canisius - 55																		
Record: 3-19 (1-12)																		
NO.	Name	Min	FG	3P	FT	Rebounds	Fouls	TP	AS	TO	ST	Blocks	BS	BA	BA	BA	BA	BA
			M-A	M-A	M-A	OR DR TOT	PF											
5	Ella Vaatanen	F 16:53	0-4	0-3	1-2	0 2 2	0 2	1	0	1	0	1	1	0				
0	Shaunae Brown	G 33:54	5-13	2-7	2-2	3 1 4	1 2	14	3	0	2	0	0	-9				
12	Athina Lexa	G 26:03	1-7	0-4	0-0	1 3 4	2 1	2	1	4	0	0	0	0				
14	Dani Haskell	G 30:10	4-10	2-4	2-2	2 4 6	4 4	12	2	2	2	0	1	-21				
23	Erika Joseph	G 28:08	1-6	1-3	0-0	2 2 4	3 1	3	0	2	0	0	0	-23				
33	Rhay Porter	13:26	3-3	0-0	0-0	3 1 4	1 1	6	0	1	0	2	0	-22				
2	Lydia Gattozzi	17:47	1-6	1-2	3-6	1 1 2	1 3	6	0	1	0	0	1	-11				
24	Cheyenne Stubbs	23:58	1-7	2-4	0 3 3	0 2	9	0	0	2	0	0	0	-12				
21	Kayla Jackson	09:41	0-0	0-0	2-4	2 1 3	2 2	2	0	0	0	1	0	1				
Team						2 2 4		0		2								
Totals			18-58	7-30	12-20	16 20 36	14 18	55	6	13	6	4	3	-21				
Technical Fouls:NONE																		

Dead Ball Rebounds: 4, 0

Quinnipiac - 76																		
Record: 14-8 (9-4)																		
NO.	Name	Min	FG	3P	FT	Rebounds	Fouls	TP	AS	TO	ST	Blocks	BS	BA	BA	BA	BA	BA
			M-A	M-A	M-A	OR DR TOT	PF											
30	Mikala Morris	F 28:40	12-16	0-0	0-0	6 4 10	2 1	24	2	3	0	2	1	16				
12	Rose Caverly	G 23:02	1-4	0-2	0-0	0 2 2	2 1	2	4	2	2	0	1	13				
22	Mackenzie DeWees	G 23:50	6-11	0-0	7-9	4 3 7	2 5	19	3	0	0	0	0	16				
23	Sajada Bonner	G 27:30	3-9	1-5	2-2	2 2 4	1 4	9	2	0	1	0	0	21				
24	Amani Free	G 25:36	3-7	1-2	2-2	2 2 4	4 1	9	1	0	1	0	0	16				
4	Grace LaBarge	16:57	2-4	1-3	1-2	0 5 5	0 2	6	0	0	0	1	0	10				
44	Mackenzie Helms	15:35	0-3	0-2	0-0	0 5 5	1 0	0	0	1	1	0	0	7				
15	Curtiera Haywood	06:18	1-3	0-0	0-0	0 0 0	0 0	2	0	0	0	0	0	2				
3	Halee Smith	02:30	0-0	0-0	0-0	0 0 0	0 0	2	0	0	1	0	0	0				
11	Cat Almeida	04:23	0-1	0-0	0-0	0 0 0	1 0	0	0	0	0	0	0	0				
14	Jillian Casey	02:36	0-0	0-0	0-0	0 0 0	0 0	0	1	1	0	0	0	-3				
32	Reiven Douglas	02:36	1-1	1-1	0-0	0 1 1	1 0	3	0	1	0	0	0	-3				
Team						1 2 3		0		0								
Totals			30-64	4-18	12-14	15 28 43	18 14	76	13	9	5	3	4	21				
Technical Fouls:NONE																		

Dead Ball Rebounds: 1, 0

	CAN	QUI	Points from	CAN	QUI	Period by Period Scoring						
Biggest lead	1 (1 st 6:50)	26 (4 th 7:27)	Turnovers	7	16	1st	2nd	3rd	4th	TOT		
Best Scoring Run	7(3 rd 2:32)	11(1 st 2:34)	Paint	18	44	CAN	8	7	18	22	55	
Lead Changes	2		Second Chance	14	16		QUI	18	16	15	27	76
Times Tied	1		Fast Breaks	6	8							
Time with Lead	00:26	39:24	Bench	23	13							

2021-22 CANISIUS WOMEN'S BASKETBALL GAME NOTES

2021-22 BOX SCORES



62

GAME #25

2/17/22

at Manhattan
Draddy Gymnasium



86



GAME #26

2/19/22

at Rider
Alumni Gym



Canisius - 62

Record: 4-21 (2-14)

NO.	Name	Min	FG M-A	3P M-A	FT M-A	Rebounds OR DR TOT	Fouls PF FD	TP	AS	TO	ST	Blocks BS BA	+/-
5	Ella Vaatanen	F 11:56	0-1	0-1	0-0	1 1 2	2 1	0	0	3	0	0 0	-18
0	Shaunae Brown	G 32:21	4-14	2-10	0-0	1 1 2	1 0	10	4	3	2	0 0	-17
12	Athina Lexa	G 31:37	4-14	3-7	3-4	2 3 5	1 2	14	0	4	0	0 3	-12
14	Dani Haskell	G 31:02	7-16	5-11	2-2	2 1 3	1 2	21	5	2	2	0 0	-15
23	Erika Joseph	G 31:24	4-11	2-4	0-1	0 2 2	2 2	10	2	0	0	0 0	-16
21	Kayla Jackson	18:26	1-3	0-0	0-2	2 4 6	4 2	2	0	1	0	0 0	-5
24	Cheyenne Stubbs	21:12	2-4	1-2	0-0	0 2 2	1 0	5	0	2	1	0 0	-18
2	Lydia Gattozzi	10:26	0-3	0-1	0-0	0 0 0	1 0	0	0	1	1	0 1	-14
33	Rhaya Porter	11:36	0-0	0-0	0-0	0 2 2	4 0	0	0	0	1	2 0	-5
Team						3 1 4		0	0				
Totals			22-66	13-36	5-9	11 17 28	17 9	62	11	16	7	2 4	-24

Technical Fouls:NONE

Shooting By Period			
1 st FG%	4-17	23.5%	
3PT%	2-10	20.0%	
FT%	0-0	0%	
2 nd FG%	6-15	40.0%	
3PT%	3-7	42.9%	
FT%	0-2	0%	
3 rd FG%	7-16	43.8%	
3PT%	4-9	44.4%	
FT%	3-4	75%	
4 th FG%	5-18	27.8%	
3PT%	4-10	40.0%	
FT%	2-3	66.7%	
GM FG%	22-66	33.3%	
3PT%	13-36	36.1%	
FT%	5-9	55.6%	

Dead Ball Rebounds: 2, 0

Manhattan - 86

Record: 16-9 (11-5)

NO.	Name	Min	FG M-A	3P M-A	FT M-A	Rebounds OR DR TOT	Fouls PF FD	TP	AS	TO	ST	Blocks BS BA	+/-
3	Brazil Harvey-Carr	F 31:00	7-11	1-3	3-4	1 2 3	2 3	18	1	5	3	0 0	21
20	Jade Blagrove	F 29:56	3-4	0-1	6-6	2 6 8	2 4	12	2	0	1	1 0	16
33	Jenna Jordan	F 23:03	2-2	0-0	0-0	1 3 4	2 1	4	2	1	0	1 0	5
22	Courtney Warley	G 34:15	7-10	0-0	5-5	0 8 8	0 6	19	4	3	1	0 1	14
1	Dee Dee Davis	G 31:13	7-18	1-6	1-1	0 3 3	0 1	16	3	4	2	0 0	12
11	Emily LaPointe	11:36	1-3	0-0	0-0	2 2 4	0 0	2	1	0	0	1 0	10
25	Petra Juric	12:01	3-6	0-0	1-2	2 4 6	1 1	7	0	1	0	0 0	19
15	Sydney Watkins	09:30	0-0	0-0	0-0	0 0 0	0 0	0	0	0	0	0 0	6
10	Sini Makela	04:32	0-0	0-0	0-0	0 2 2	0 0	0	1	0	0	0 0	5
5	Bella Nascimento	06:38	3-3	0-0	2-2	0 1 1	2 1	8	1	0	0	0 0	7
24	Becca Wilson	04:05	0-3	0-0	0-0	1 1 2	0 0	0	0	0	0	1 1	5
21	Christina Katsamouri	01:36	0-0	0-0	0-0	0 0 0	0 0	0	0	0	0	0 0	1
13	Helena Galunic	00:35	0-0	0-0	0-0	0 0 0	0 0	0	0	0	0	0 0	-1
Team						1 3 4		0					
Totals			33-60	2-10	18-20	10 35 45	9 17	86	15	14	7	4 2	24

Technical Fouls:NONE

Shooting By Period			
1 st FG%	9-17	52.9%	
3PT%	1-3	33.3%	
FT%	3-4	75%	
2 nd FG%	9-16	56.3%	
3PT%	1-3	33.3%	
FT%	3-3	100%	
3 rd FG%	7-13	53.8%	
3PT%	0-3	0.0%	
FT%	5-5	100%	
4 th FG%	8-14	57.1%	
3PT%	0-1	0.0%	
FT%	7-8	87.5%	
GM FG%	33-60	55.0%	
3PT%	2-10	20.0%	
FT%	18-20	90.0%	

Dead Ball Rebounds: 2, 0

	CAN	MAN	Points from	CAN	MAN	Period by Period Scoring
Biggest lead	3 (1 st 9:15)	27 (4 th 0:34)	Turnovers	15	19	1st 2nd 3rd 4th TOT
Best Scoring Run	7 (3 rd 8:28)	11 (2 nd 7:38)	Paint	12	48	CAN 10 15 21 16 62
Lead Changes	1		Second Chance	6	15	MAN 22 22 19 23 86
Times Tied	0		Fast Breaks	6	5	
Time with Lead	01:15	38:00	Bench	7	17	



GAME #27

2/24/22

at Siena
UHY Center



GAME #28

2/26/22

at Niagara
Gallagher Center



2021-22 CANISIUS WOMEN'S BASKETBALL GAME NOTES

2021-22 OVERALL STATISTICS

Game Records

Record	Overall	Home	Away	Neutral
ALL GAMES	4-21	4-9	0-12	0-0
CONFERENCE	2-14	2-7	0-7	0-0
NON-CONFERENCE	2-7	2-2	0-5	0-0

Score by Periods

Team	1st	2nd	3rd	4th	OT	TOT
Canisius	304	337	379	378	15	1413
Opponents	377	398	469	460	25	1729

Team Box Score

No.	Player				Total		3-Point		F-Throw		Rebounds											
		GP-GS	MIN	AVG	FG-FGA	FG%	3FG-3FGA	3FG%	FT-FTA	FT%	OFF	DEF	TOT	AVG	PF	DQ	A	TO	BLK	STL	PTS	AVG
14	HASKELL, Dani	25-25	782:23	31.3	115-314	.366	55-178	.309	68-80	.850	22	77	99	4.0	49	1	73	77	2	35	353	14.1
23	JOSEPH, Erika	24-24	811:37	33.8	71-225	.316	39-114	.342	22-37	.595	23	46	69	2.9	51	1	31	39	4	13	203	8.5
0	BROWN, Shaunae	25-25	744:30	29.8	72-219	.329	35-109	.321	15-27	.556	12	48	60	2.4	33	0	56	61	1	17	194	7.8
12	LEXA, Athina	23-10	482:35	21.0	64-156	.410	19-67	.284	19-28	.679	11	47	58	2.5	40	0	23	59	3	15	166	7.2
2	GATTOZZI, Lydia	25-1	464:35	18.6	47-126	.373	10-39	.256	35-50	.700	18	35	53	2.1	31	0	15	44	3	8	139	5.6
24	STUBBS, Cheyenne	25-1	464:24	18.6	39-111	.351	23-59	.390	17-20	.850	12	35	47	1.9	23	0	19	34	2	29	118	4.7
21	JACKSON, Kayla	20-16	369:03	18.5	35-79	.443	0-2	.000	24-53	.453	46	78	124	6.2	44	0	8	30	8	21	94	4.7
5	VAATANEN, Ella	25-23	515:28	20.6	31-114	.272	18-64	.281	5-14	.357	24	48	72	2.9	55	1	12	40	28	15	85	3.4
33	PORTER, Rhay	24-0	398:51	16.6	26-52	.500	0-1	.000	9-29	.310	42	85	127	5.3	62	1	10	37	35	16	61	2.5
13	KARATASIOU, Xanthippi	2-0	18:01	9.0	0-0	.000	0-0	.000	0-0	.000	0	1	1	0.5	4	0	0	2	0	1	0	0.0
Team											55	49	104					28				
Total		25	5051		500-1396	.358	199-633	.314	214-338	.633	265	549	814	32.6	392	4	247	451	86	170	1413	56.5
Opponents		25	5050		666-1497	.445	117-401	.292	280-409	.685	324	669	993	39.7	380	6	354	371	87	198	1729	69.2

Team Statistics

	CANIS	OPP
Scoring	1413	1729
Points per game	56.5	69.2
Scoring margin	-12.6	-
Field goals-att	500-1396	666-1497
Field goal pct	.358	.445
3 point fg-att	199-633	117-401
3-point FG pct	.314	.292
3-pt FG made per game	8.0	4.7
Free throws-att	214-338	280-409
Free throw pct	.633	.685
F-Throws made per game	8.6	11.2
Rebounds	814	993
Rebounds per game	32.6	39.7
Rebounding margin	-7.2	-
Assists	247	354
Assists per game	9.9	14.2
Turnovers	451	371
Turnovers per game	18.0	14.8
Turnover margin	-3.2	-
Assist/turnover ratio	0.5	1.0
Steals	170	198
Steals per game	6.8	7.9
Blocks	86	87
Blocks per game	3.4	3.5
Winning streak	0	-
Home win streak	1	-
Attendance	5443	6660
Home games-Avg/Game	13-419	12-555
Neutral site-Avg/Game	-	0-0

Team Results

Date	Opponent	Score	Att.
11/09/2021	at Buffalo	L 42-102	1189
11/13/2021	at Binghamton	L 56-73	1000
11/17/2021	at St. Bonaventure	L 59-67	350
11/20/2021	Colgate	W 61-58	746
11/23/2021	Detroit Mercy	W 64-55	542
11/27/2021	Robert Morris	L 43-57	569
12/01/2021	at Duquesne	L 60-69	503
12/08/2021	Youngstown St.	L 66-69	541
12/15/2021	at Albany (NY)	L 46-65	835
12/19/2021	Saint Peter's	L 55-65	408
12/21/2021	Manhattan	L 63-85	404
01/09/2022	Niagara	Lot 86-87	337
01/13/2022	Rider	L 51-59	504
01/15/2022	Fairfield	L 37-73	505
01/20/2022	at Saint Peter's	L 55-74	250
01/22/2022	at Monmouth	L 48-60	342
01/24/2022	at Marist	L 44-57	1228
01/27/2022	Quinnipiac	L 53-62	0
01/29/2022	Siena	W 81-78	0
02/03/2022	at Iona	L 55-66	237
02/05/2022	at Fairfield	Lot 54-63	613
02/07/2022	at Quinnipiac	L 55-76	113
02/10/2022	Monmouth	L 52-62	422
02/12/2022	Marist	W 65-61	465
02/17/2022	at Manhattan	L 62-86	0



2021-22 CANISIUS WOMEN'S BASKETBALL GAME NOTES

2021-22 MAAC STATISTICS

Game Records

Record	Overall	Home	Away	Neutral
ALL GAMES	2-14	2-7	0-7	0-0
CONFERENCE	2-14	2-7	0-7	0-0
NON-CONFERENCE	0-0	0-0	0-0	0-0

Score by Periods

Team	1st	2nd	3rd	4th	OT	TOT
Canisius	198	221	233	249	15	916
Opponents	242	252	311	284	25	1114

Team Box Score

No.	Player				Total		3-Point		F-Throw		Rebounds											
		GP-GS	MIN	AVG	FG-FGA	FG%	3FG-3FGA	3FG%	FT-FTA	FT%	OFF	DEF	TOT	AVG	PF	DQ	A	TO	BLK	STL	PTS	AVG
14	HASKELL, Dani	16-16	499:20	31.2	70-191	.366	39-111	.351	40-48	.833	15	44	59	3.7	34	1	49	44	2	22	219	13.7
12	LEXA, Athina	16-10	387:52	24.2	59-143	.413	18-60	.300	17-26	.654	11	41	52	3.3	29	0	19	41	2	11	153	9.6
0	BROWN, Shaunae	16-16	477:12	29.8	49-136	.360	26-72	.361	9-15	.600	7	34	41	2.6	20	0	33	32	1	12	133	8.3
23	JOSEPH, Erika	15-15	486:10	32.4	35-134	.261	20-68	.294	14-20	.700	9	25	34	2.3	35	1	21	26	4	6	104	6.9
2	GATTOZZI, Lydia	16-1	267:28	16.7	27-60	.450	5-16	.313	23-33	.697	11	20	31	1.9	16	0	8	30	0	5	82	5.1
24	STUBBS, Cheyenne	16-1	343:05	21.4	28-85	.329	15-43	.349	9-12	.750	7	28	35	2.2	21	0	15	24	2	24	80	5.0
21	JACKSON, Kayla	11-7	194:38	17.7	17-39	.436	0-0	.000	8-19	.421	25	34	59	5.4	22	0	4	11	5	12	42	3.8
5	VAATANEN, Ella	16-14	330:02	20.6	20-77	.260	13-42	.310	4-8	.500	16	32	48	3.0	35	0	5	26	22	10	57	3.6
33	PORTER, Rhay	16-0	267:18	16.7	20-38	.526	0-1	.000	6-21	.286	29	57	86	5.4	41	1	8	27	25	10	46	2.9
Team											33	26	59					17				
Total		16	3253		325-903	.360	136-413	.329	130-202	.644	163	341	504	31.5	253	3	162	278	63	112	916	57.3
Opponents		16	3250		432-949	.455	67-240	.279	183-275	.665	204	440	644	40.3	224	2	235	239	53	131	1114	69.6

Team Statistics

	CANIS	OPP
Scoring	916	1114
Points per game	57.3	69.6
Scoring margin	-12.4	-
Field goals-att	325-903	432-949
Field goal pct	.360	.455
3 point fg-att	136-413	67-240
3-point FG pct	.329	.279
3-pt FG made per game	8.5	4.2
Free throws-att	130-202	183-275
Free throw pct	.644	.665
F-Throws made per game	8.1	11.4
Rebounds	504	644
Rebounds per game	31.5	40.3
Rebounding margin	-8.8	-
Assists	162	235
Assists per game	10.1	14.7
Turnovers	278	239
Turnovers per game	17.4	14.9
Turnover margin	-2.4	-
Assist/turnover ratio	0.6	1.0
Steals	112	131
Steals per game	7.0	8.2
Blocks	63	53
Blocks per game	3.9	3.3
Winning streak	0	-
Home win streak	1	-
Attendance	3045	2783
Home games-Avg/Game	9-338	7-398
Neutral site-Avg/Game	-	0-0

Team Results

Date	Opponent		Score	Att.
12/19/2021	Saint Peter's	L	55-65	408
12/21/2021	Manhattan	L	63-85	404
01/09/2022	Niagara	Lot	86-87	337
01/13/2022	Rider	L	51-59	504
01/15/2022	Fairfield	L	37-73	505
01/20/2022	at Saint Peter's	L	55-74	250
01/22/2022	at Monmouth	L	48-60	342
01/24/2022	at Marist	L	44-57	1228
01/27/2022	Quinnipiac	L	53-62	0
01/29/2022	Siena	W	81-78	0
02/03/2022	at Iona	L	55-66	237
02/05/2022	at Fairfield	Lot	54-63	613
02/07/2022	at Quinnipiac	L	55-76	113
02/10/2022	Monmouth	L	52-62	422
02/12/2022	Marist	W	65-61	465
02/17/2022	at Manhattan	L	62-86	0

