



# WOMEN'S BASKETBALL GAME NOTES

Koessler Athletic Center ▶ 2001 Main Street ▶ Buffalo, N.Y. 14208 ▶ Phone: (716) 888-8266  
gogriffs.com ▶ @GriffsWBB ▶ @MAACSports ▶ #Griffs ▶ #MAACHoops

## GOLDEN GRIFFINS

4-20  
OVERALL

2-13  
MAAC

—/—  
RANKS (AP/USA TODAY)



AT



15-9  
OVERALL

## JASPERS

10-5  
MAAC

—/—  
RANKS (AP/USA TODAY)

**Sahar Nusseibeh**  
HEAD COACH, 1<sup>ST</sup> SEASON

**4-20 (.167)**  
RECORD AT CANISIUS, 1<sup>ST</sup> SEASON

**Heather Vulin**  
HEAD COACH, 6<sup>TH</sup> SEASON

**74-91 (.448)**  
RECORD AT MANHATTAN, 6<sup>TH</sup> SEASON

## 2021-22 SCHEDULE

DATE	OPPONENT	TV	TIME/RESULT
<b>NOVEMBER (2-4)</b>			
11/9	at Buffalo	ESPN3	L, 42-102
11/13	at Binghamton	ESPN3	L, 56-73
11/17	at St. Bonaventure	ESPN+	L, 59-67
11/20	<b>COLGATE</b>	ESPN3	W, 61-58
11/23	<b>DETROIT MERCY</b>	ESPN3	W, 64-55
11/27	<b>ROBERT MORRIS</b>	ESPN3	L, 43-57
<b>DECEMBER (0-5)</b>			
12/1	at Duquesne	ESPN+	L, 60-69
12/8	<b>YOUNGSTOWN STATE</b>	ESPN3	L, 66-69
12/15	at UAlbany	ESPN+	L, 46-65
12/19	<b>SAINT PETER'S*</b>	ESPN3	L, 55-65
12/21	<b>MANHATTAN*</b>	ESPN3	L, 63-85
<b>JANUARY (1-7)</b>			
1/9	<b>NIAGARA*</b>	ESPN3	L, 86-87 (OT)
1/13	<b>RIDER*</b>	ESPN3	L, 51-59
1/15	<b>FAIRFIELD*</b>	ESPN3	L, 37-73
1/20	at Saint Peter's*	ESPN+	L, 55-74
1/22	at Monmouth*	ESPN+	L, 48-60
1/24	at Marist*	ESPN3	L, 44-57
1/27	<b>QUINNIPIAC*</b>	ESPN3	L, 53-62
1/29	<b>SIENA*</b>	ESPN3	W, 81-78
<b>FEBRUARY (1-4)</b>			
2/3	at Iona*	ESPN+	L, 55-66
2/5	at Fairfield*	ESPN+	L, 54-63 (OT)
2/7	at Quinnipiac*	ESPN+	L, 55-76
2/10	<b>MONMOUTH*</b>	ESPN3	L, 52-62
2/12	<b>MARIST*</b>	ESPN3	W, 65-61
2/17	at Manhattan*	ESPN+	<b>TONIGHT</b>
2/19	at Rider*	ESPN+	2 p.m.
2/24	at Siena*	ESPN+	7 p.m.
2/26	at Niagara*	ESPN+	2 p.m.
<b>MARCH</b>			
3/5	<b>IONA*</b>	ESPN3	1 p.m.
<b>2022 MAAC BASKETBALL CHAMPIONSHIP</b>			
<i>Jim Whelan Boardwalk Hall (Atlantic City, N.J.)</i>			
3/8	First Round	TBA	TBD
3/9-10	Quarterfinals	TBA	TBD
3/11	Semifinals	TBA	TBD
3/12	Championship Game	TBA	TBD
<b>Home games in Bold and CAPS</b>			
<i>All times Eastern, subject to change</i>			

\* - Metro Atlantic Athletic Conference (MAAC) Game

## GAME NO.

**25**

## CANISIUS AT MANHATTAN

Date: Thursday, February 17, 2022

Location: Riverdale, N.Y.

Venue: Draddy Gymnasium (2,520)



Play-by-Play: Jason Guerette

Analyst: Chris Williams

## OPENING TIP

For the first time in 777 days, the Canisius women's basketball team will play at Manhattan's Draddy Gymnasium this evening when the Griffis square off against the Jaspers. Tipoff from Riverdale, N.Y., is scheduled for 7 p.m.

## LAST TIME OUT

Freshman **ATHINA LEXA** scored a game-high 26 points to lift Canisius to a 65-61 victory over Marist at the Koessler Athletic Center last Saturday.

Sophomore **DANI HASKELL** added 13 points and senior **ERIKA JOSEPH** chipped in 12 points for the Golden Griffins.

## NUSSEIBEH RETURNS

Canisius head coach **SAHAR NUSSEIBEH** makes her return to Draddy Gymnasium this evening.

Nusseibeh served as an assistant coach and recruiting coordinator on **HEATHER VULIN**'s staff for three seasons (2016-19) before heading to Oxford, Ohio, where she served as Miami (Ohio)'s defensive coordinator for the past two seasons.

## SERIES HISTORY

Tonight marks the 68th all-time meeting between the two teams. Canisius has a slight advantage in the series, 35-32.

Manhattan is 18-12 all-time against the Griffis at Draddy Gymnasium. Canisius is seeking its first victory on the Jaspers' home court since Jan. 2, 2017.

A double-digit point total has decided eight of the last 10 games against the Jaspers at Draddy Gymnasium.

## UP NEXT

Canisius will travel to the Garden State to face Rider on Saturday. Tipoff between the Golden Griffins and Broncs from Alumni Gym in Lawrenceville, N.J., is slated for 2 p.m. Game action will be broadcast on ESPN+.



Overall vs. Manhattan: . . . . . Canisius leads, 35-32

at Canisius: . . . . . Canisius leads, 22-10

at Manhattan: . . . . . Manhattan leads, 18-12

at Neutral Sites: . . . . . Manhattan leads, 4-1

First Meeting: . . . . . 1/4/90 at Canisius — W, 70-53

Last Meeting: . . . . . 12/21/21 at Canisius — L, 63-85

Last Victory: . . . . . 1/5/19 at Canisius — W, 47-44

## SCOUTING REPORT



56.3	POINTS PER GAME >>	64.8
.359	FIELD GOAL PCT. >>	.392
.312	<< 3-POINT FG PCT.	.270
.635	FREE THROW PCT. >>	.710
32.8	REBOUNDS PER GAME >>	43.6
9.8	ASSISTS PER GAME >>	11.9
3.5	<< BLOCKS PER GAME	3.0
6.8	STEALS PER GAME >>	8.2
68.5	SCORING DEFENSE >>	60.5
.441	FIELD GOAL DEFENSE >>	.376
.294	<< 3-POINT FG DEFENSE	.308
-6.7	REBOUND MARGIN >>	+10.4
0.5	AST/TO RATIO >>	0.6

## LAST GAME'S STARTING FIVE

<b>0 BROWN</b> JR • GUARD	<b>5 VAAATANEN</b> GR • FORWARD	<b>12 LEXA</b> FR • GUARD	<b>14 HASKELL</b> SO • GUARD	<b>23 JOSEPH</b> SR • GUARD
MPG <b>29.8</b>	MPG <b>21.2</b>	MPG <b>20.0</b>	MPG <b>31.1</b>	MPG <b>33.8</b>
PPG <b>7.7</b>	PPG <b>3.6</b>	PPG <b>6.0</b>	PPG <b>13.9</b>	PPG <b>8.2</b>
FG% <b>33.5%</b>	FG% <b>27.8%</b>	FG% <b>40.8%</b>	FG% <b>36.5%</b>	FG% <b>31.4%</b>
RPG <b>2.4</b>	RPG <b>3.0</b>	RPG <b>2.3</b>	RPG <b>3.9</b>	RPG <b>2.9</b>
APG <b>2.2</b>	BPG <b>1.0</b>	APG <b>1.0</b>	APG <b>2.7</b>	APG <b>1.3</b>

## COMMUNICATIONS

### MARSHALL HAIM

Athletic Communications Graduate Assistant

Email: haimm@canisius.edu

Phone: (716) 465-4945 (mobile)

# 2021-22 CANISIUS WOMEN'S BASKETBALL ROSTER AND TV CHART

## NUMERICAL ROSTER

NO.	NAME	POS	HT	YEAR	HOMETOWN / PREVIOUS SCHOOL(S)	PRONUNCIATION
0	Shaunae Brown	G	5'5"	Jr.	Toronto, Ontario / J. Addison	Shaw-NAY
2	Lydia Gattozzi	G	5'10"	Fr.	Chardon, Ohio / Beaumont	Guh-TOE-zee
5	Ella Väättänen	F	6'1"	Gr.	Helsinki, Finland / Mäkelänrinne / LIU	VAH-ta-nihñ
10	Giana Hernandez-Boulden	G	6'1"	So.	Hamilton, N.J. / Trenton Catholic Academy / Rhode Island	Boll-din
11	Hannah Dolan	G	5'10"	Fr.	Williamsville, N.Y. / Williamsville South / Northfield Mt. Hermon (Mass.)	DOH-lin
12	Athina Lexa	G	5'9"	Fr.	Thessaloniki, Greece / Hellenic College of Thessaloniki	Uh-theen-uh LEHK-suh
13	Xanthippi Karatasiou	G	5'9"	Fr.	Katerini, Greece / High School of Kontariotissa	Zan-thip-EE Care-uh-tas-you
14	Dani Haskell	G	5'6"	So.	Franklinville, N.Y. / Franklinville	Hass-KULL
15	Èlia Páez	G	5'9"	Fr.	Sabadell, Spain / Escola Pia Sabadell	EH-lee-uh PIES
20	Jane McCauley	G	5'9"	Jr.	New Rochelle, N.Y. / The Ursuline School / Vermont	muh-KAHL-lee
21	Kayla Jackson	F	5'11"	Sr.	Rochester, N.Y. / Aquinas Institute / UMBC	
23	Erika Joseph	G	5'8"	Sr.	Toronto, Ontario / J. Addison	
24	Cheyenne Stubbs	G	5'5"	Fr.	Bradenton, Fla. / Braden River	SHY-ann
33	Rhay Porter	F	6'1"	Fr.	Scotia, N.Y. / Wilbraham and Monson Academy (Mass.)	Ray

## COACHING & SUPPORT STAFF

**HEAD COACH:** Sahar Nusseibeh (American '09), 1st season  
(Suh-HAR new-SAY-bey)







**ASSISTANT COACH:** Jared Zeidman (Quinnipiac '08), 1st season  
(ZIGHD-mihn - rhymes with sighed)

**ASSISTANT COACH:** Krista Beechy (Grove City '10), 1st season  
(BEACH-ee)








**ACADEMIC & OPERATIONS COACH:** Ben Lober  
(Michigan State '20), 2nd Season







**ATHLETIC TRAINER:** Taylor Kenney  
(SUNY Cortland '19), 2nd season at Canisius, 1st with program

## GLOBAL OUTLOOK

	New York	5		Finland	1		Ohio	1
	Greece	2		Florida	1		Spain	1
	Ontario	2		New Jersey	1			

## TELEVISION CHART

						
<b>0</b> SHAUNAE BROWN Jr. • G • 5'5" Toronto, Ontario	<b>2</b> LYDIA GATTOZZI Fr. • G • 5'10" Chardon, Ohio	<b>5</b> ELLA VÄÄTTÄNEN Gr. • F • 6'1" Helsinki, Finland	<b>10</b> GIANA HERNANDEZ-BOULDEN So. • G • 6'1" Hamilton, N.J.	<b>11</b> HANNAH DOLAN Fr. • G • 5'10" Williamsville, N.Y.	<b>12</b> ATHINA LEXA Fr. • G • 5'9" Thessaloniki, Greece	<b>13</b> XANTHIPPI KARATASIOU Fr. • G • 5'9" Katerini, Greece

						
<b>14</b> DANI HASKELL So. • G • 5'6" Franklinville, N.Y.	<b>15</b> ÈLIA PÁEZ Fr. • G • 5'9" Sabadell, Spain	<b>20</b> JANE MCCAULEY Jr. • G • 5'9" New Rochelle, N.Y.	<b>21</b> KAYLA JACKSON Sr. • F • 5'11" Rochester, N.Y.	<b>23</b> ERIKA JOSEPH Sr. • G • 5'8" Toronto, Ontario	<b>24</b> CHEYENNE STUBBS Fr. • G • 5'5" Bradenton, Fla.	<b>33</b> RHAY PORTER Fr. • F • 6'1" Scotia, N.Y.

				
<b>SAHAR NUSSSEIBEH</b> Head Coach • 1st Season American '09	<b>JARED ZEIDMAN</b> Assistant Coach • 1st Season Quinnipiac '08	<b>KRISTA BEECHY</b> Assistant Coach • 1st Season Grove City '10	<b>BEN LOBER</b> Academic & Ops Coach • 2nd Season Michigan State '20	<b>TAYLOR KENNEY</b> Athletic Trainer • 1st Season SUNY Cortland '19



# 2021-22 CANISIUS WOMEN'S BASKETBALL GAME NOTES

## GRIFFS TRENDS

### NUSSEIBEH

CATEGORY	2021-22	ERA
Overall	4-20	4-20
MAAC	2-13	2-13
Non-Conference	2-7	2-7
vs. Power 5	0-0	0-0
vs. Non-Power 5	2-7	2-7

Home	4-9	4-9
Away	0-11	0-11
Neutral	0-0	0-0

Day Games (before 5 p.m.)	3-9	3-9
Night Games (5 p.m. or later)	1-11	1-11

November	2-4	2-4
December	0-5	0-5
January	1-7	1-7
February	1-4	1-4
March	0-0	0-0

Leading at Halftime	3-5	3-5
Trailing at Halftime	1-14	1-14
Tied at Halftime	0-1	0-1

Leading with 5:00 Left	3-1	3-1
Trailing with 5:00 Left	1-18	1-18
Tied with 5:00 Left	0-0	0-0

In Overtime	0-2	0-2
-------------	-----	-----

Canisius Outrebounds Opponent	2-5	2-5
Opponent Outrebounds Canisius	2-15	2-15
Teams Tied in Rebounds	0-0	0-0

Canisius Has More Turnovers	3-14	3-14
Opponent Has More Turnovers	1-5	1-5
Teams Tied in Turnovers	0-1	0-1

Canisius Has More FT Attempts	4-4	4-4
Opponent Has More FT Attempts	0-14	0-14
Teams Tied in FT Attempts	0-1	0-1

Canisius Shoots 50% or Higher	1-0	1-0
Canisius Shoots Less than 50%	3-20	3-20

Canisius Outshoots Opponent	2-3	2-3
Opponent Outshoots Canisius	2-17	2-17
Teams Tied in FG%	0-0	0-0

Canisius Bench Outscores Opponent	0-5	0-5
Opponent Bench Outscores Canisius	2-15	2-15
Canisius is Tied in Bench Points	2-0	2-0

Canisius Scores 59 Points or Less	0-16	0-16
Canisius Scores 60-69 Points	3-3	3-3
Canisius Scores 70-79 Points	0-0	0-0
Canisius Scores 80-89 Points	1-1	1-1
Canisius Scores 90-99 Points	0-0	0-0
Canisius Scores 100+ Points	0-0	0-0

Canisius Allows 59 Points or Less	2-3	2-3
Canisius Allows 60-69 Points	1-10	1-10
Canisius Allows 70-79 Points	1-4	1-4
Canisius Allows 80-89 Points	0-2	0-2
Canisius Allows 90-99 Points	0-0	0-0
Canisius Allows 100+ Points	0-1	0-1

### MISCELLANEOUS STREAKS

Consecutive Games with a 3-PT FG	306
Consecutive Games Holding Opponent Under 100 Pts	23
100-Point Games in Program History	12
100-Point Games Under Sahar Nusseibeh	0
Canisius' All-Time OT Record	27-24
Canisius' Last OT Game	2/5/22 at Fairfield — L, 54-63 (OT)

## NUMBERS TO KNOW

1

Canisius leads the MAAC in 3-point field goals per game this season and is tied with Syracuse for the 44th-highest average of made 3-pointers per game (7.8). Monmouth is second in the MAAC with its 6.4 figure, tied for 111th nationally with Marshall.

Three Canisius players have averaged at least 10 points per game over the team's last five games. Freshman **ATHINA LEXA** leads the team during the span, averaging 13.2 points per game. Sophomore **DANI HASKELL** (11.2) and junior **SHAUNAE BROWN** (10.0) are the others with a double-digit average.

5

Graduate student **ELLA VÄÄTÄNEN** recorded a career-high five blocks in Saturday's victory over Marist, marking the third time a Canisius player blocked at least five shots in a game this season. Freshman **RHAY PORTER** has the other two. The three instances are the most by the Griffis since **LAURA BUETOW** had three five-block games in 2006-07.

Three freshmen have recorded multiple 10-point performances this season for the Griffis: **ATHINA LEXA** (7), **LYDIA GATTOZZI** (4) and **CHEYENNE STUBBS** (2). It is the first time since 2010-11 that there has been at least three freshmen with multiple 10-point games (**JAMIE RUTLE** - 12, **JEN MORABITO** - 8, **JEN LENNOX** - 3, **COURTNEY VANDEBOVENKAMP** - 3).

306

Canisius has made a 3-pointer in each of its last 306 games. The last time the Griffis did not make a 3-pointer was in a 66-56 loss to Iona on Feb. 18, 2011, which snapped a then-NCAA record of 510 consecutive games with at least one made 3-pointer. Dating back to the 1993-94 season, the Griffis have made a 3-pointer 815 of its last 816 games.

## FORWARD - #5 ELLA VÄÄTÄNEN



Graduate student forward **ELLA VÄÄTÄNEN** recorded a career-high five blocks in last Saturday's victory over Marist. She bested a four-block performance earlier this year (Jan. 27 vs. Quinnipiac).

## WHAT IS A GRIFFIN?

The Griffin is a mythical creature of supposed gigantic size that has the head, forelegs and wings of an eagle and the hindquarters, tail and ears of a lion. They are well known for their speed, ability to fly and having eyes like an eagle as well as the strength and courage of a lion.

Griffins have been known for centuries as symbols of strength and vigilance, have been called "The Hounds of Zeus" in Greek mythology and are said to have mastery of both the land and sky.

They are thought to be from India, where the natives of the land made their talons and claws into drinking cups because the talon of a Griffin was said to detect poison in a liquid. Griffins would find gold in the mountains and line their nests with it and as a result, were forced to become great guardians of the nests to keep the hunters away.



# 2021-22 CANISIUS WOMEN'S BASKETBALL GAME NOTES



## AROUND THE MAAC

### 2021-22 PLAYERS OF THE WEEK

<b>Nov. 15</b>	Player .....	Zaria Shazer (Marist)
	Rookie .....	Aaliyah Parker (Niagara)
<b>Nov. 24</b>	Player .....	Courtney Warley (Manhattan)
	Rookie .....	Aaliyah Parker (Niagara)
<b>Nov. 29</b>	Player .....	Lou Lopez-Senechal (Fairfield)
	Rookie .....	Bella Nascimento (Manhattan)
<b>Dec. 6</b>	Player .....	Raphaella Toussaint (Rider)
	Rookie .....	<b>Lydia Gattozzi (Canisius)</b>
<b>Dec. 13</b>	Player .....	Dee Dee Davis (Manhattan)
	Rookie .....	Aaliyah Parker (Niagara)
<b>Dec. 20</b>	Player .....	Kendrea Williams (Saint Peter's)
	Rookie .....	Petra Juric (Manhattan)
<b>Dec. 27</b>	Player .....	Kendrea Williams (Saint Peter's)
	Co-Rookie .....	<b>Cheyenne Stubbs (Canisius)</b>
	Co-Rookie .....	Siobhan Boylan (Marist)
<b>Jan. 3</b>	Player .....	Lou Lopez-Senechal (Fairfield)
<b>Jan. 10</b>	Player .....	Lou Lopez-Senechal (Fairfield)
	Rookie .....	<b>Cheyenne Stubbs (Canisius)</b>
<b>Jan. 17</b>	Player .....	Lenaajha Evans (Rider)
	Rookie .....	Imani Harris (Siena)
<b>Jan. 24</b>	Player .....	Amani Free (Quinnipiac)
	Rookie .....	Aaliyah Parker (Niagara)
<b>Jan. 31</b>	Co-Player ..	Mackenzie DeWees (Quinnipiac)
	Co-Player ..	Rayshel Brown (Siena)
	Rookie .....	Aaliyah Parker (Niagara)
<b>Feb. 7</b>	Player .....	Mikala Morris (Quinnipiac)
	Rookie .....	Jackie Grisdale (Quinnipiac)
<b>Feb. 14</b>	Player .....	Kassondra Brown (Saint Peter's)
	Rookie .....	Aaliyah Parker (Niagara)

### THIS WEEK IN #MAACHOOPS

**Monday, Feb. 14**

Manhattan 69, Siena 61

**Thursday, Feb. 17**

**Canisius at Manhattan, 7:00**

Quinnipiac at Fairfield, 7:00

Niagara at Iona, 7:00

Saint Peter's at Marist, 7:00

Monmouth at Rider, 7:00

**Saturday, Feb. 12**

**Canisius at Rider, 2:00**

Saint Peter's at Iona, 1:00

Niagara at Quinnipiac, 1:00

Manhattan at Monmouth, 2:00

Marist at Siena, 5:00

### 2021-22 COACHES' PRESEASON POLL

**School..... Points**

1. Quinnipiac (6)..... 115

2. Manhattan (2)..... 105

3. Fairfield (2)..... 99

4. Marist (1)..... 93

5. Rider..... 66

6. Iona..... 55

7. Niagara..... 51

8. Saint Peter's..... 50

9. Siena..... 44

10. Monmouth..... 33

**11. Canisius..... 15**

*First-place votes denoted in parentheses*

## 2021-22 MAAC WOMEN'S BASKETBALL STANDINGS

*Standings through games played on Feb. 15, 2022*

SCHOOL	MAAC		OVERALL		H	A	N	STRK	NET
	W-L	PCT	W-L	PCT					
Fairfield	14-1	.933	17-6	.739	8-1	8-4	1-1	W7	119
Quinnipiac	10-4	.714	15-8	.652	8-3	7-5	0-0	W2	131
Manhattan	10-5	.667	15-9	.625	9-1	6-6	0-2	W2	186
Monmouth	8-5	.615	13-9	.591	7-3	6-6	0-0	L1	235
Niagara	8-7	.533	11-12	.478	7-4	4-8	0-0	W4	261
Saint Peter's	7-6	.538	10-12	.455	6-5	4-7	0-0	W2	248
Siena	6-9	.400	6-17	.261	3-7	3-10	0-0	L5	277
Iona	5-9	.357	7-12	.368	4-6	3-6	0-0	L2	264
Rider	4-9	.308	6-16	.273	1-8	5-7	0-1	L2	291
Marist	4-10	.286	6-16	.273	5-6	1-10	0-0	L6	292
Canisius	<b>2-13</b>	<b>.133</b>	<b>4-20</b>	<b>.167</b>	<b>4-9</b>	<b>0-11</b>	<b>0-0</b>	<b>W1</b>	<b>332</b>

## 2021-22 MAAC WOMEN'S BASKETBALL STATISTICS

*Statistics through games played on Feb. 15, 2022*

### Scoring Offense

	Team	G	W-L	Pts	AVG
1.	Niagara	23	11-12	1666	72.43
2.	Quinnipiac	23	15-8	1571	68.30
3.	Manhattan	24	15-9	1554	64.75
4.	Fairfield	23	17-6	1470	63.91
5.	Saint Peter's	22	10-12	1350	61.36
6.	Monmouth	22	13-9	1307	59.41
7.	Rider	22	6-16	1281	58.23
8.	Siena	23	6-17	1320	57.39
9.	Canisius	24	4-20	1351	56.29
10.	Iona	19	7-12	1037	54.58
11.	Marist	22	6-16	1173	53.32

### Scoring Defense

	Team	G	Pts	AVG
1.	Fairfield	23	1318	57.30
2.	Iona	19	1099	57.84
3.	Monmouth	22	1317	59.86
4.	Quinnipiac	23	1388	60.35
5.	Manhattan	24	1451	60.46
6.	Siena	23	1394	60.61
7.	Marist	22	1352	61.45
8.	Saint Peter's	22	1364	62.00
9.	Rider	22	1418	64.45
10.	Canisius	24	1643	68.46
11.	Niagara	23	1738	75.57

### Scoring Margin

	Team	G	Off	Def	Margin
1.	Quinnipiac	23	68.30	60.35	+7.96
2.	Fairfield	23	63.91	57.30	+6.61
3.	Manhattan	24	64.75	60.46	+4.29
4.	Monmouth	22	59.41	59.86	-0.45
5.	Saint Peter's	22	61.36	62.00	-0.64
6.	Niagara	23	72.43	75.57	-3.13
7.	Siena	23	57.39	60.61	-3.22
8.	Iona	19	54.58	57.84	-3.26
9.	Rider	22	58.23	64.45	-6.23
10.	Marist	22	53.32	61.45	-8.14
11.	Canisius	24	56.29	68.46	-12.17

### Free Throw Percentage

	Team	G	FTM	FTA	Pct.
1.	Fairfield	23	236	312	.756
2.	Saint Peter's	22	308	423	.728
3.	Manhattan	24	284	400	.710
4.	Rider	22	221	314	.704
5.	Quinnipiac	23	240	342	.702
6.	Niagara	23	313	458	.683
7.	Marist	22	212	311	.682
8.	Monmouth	22	194	288	.674
9.	Siena	23	211	331	.637
10.	Canisius	24	209	329	.635
11.	Iona	19	129	208	.620

### Field Goal Percentage

	Team	G	FGM	FGA	Pct.
1.	Fairfield	23	554	1325	.418
2.	Quinnipiac	23	596	1429	.417
3.	Iona	19	406	1006	.404
4.	Manhattan	24	580	1480	.392
5.	Niagara	23	608	1555	.391
6.	Rider	22	465	1199	.388
7.	Monmouth	22	486	1278	.380
8.	Saint Peter's	22	470	1251	.376
9.	Siena	23	502	1341	.374
10.	Canisius	24	478	1330	.359
11.	Marist	22	432	1216	.355

### Field Goal Percentage Defense

	Team	G	FGM	FGA	Pct.
1.	Manhattan	24	538	1433	.375
2.	Saint Peter's	22	476	1267	.376
3.	Rider	22	515	1369	.376
4.	Quinnipiac	23	504	1332	.378
5.	Fairfield	23	495	1284	.386
6.	Monmouth	22	510	1319	.387
7.	Marist	22	498	1286	.387
8.	Siena	23	486	1226	.396
9.	Iona	19	406	996	.408
10.	Canisius	24	633	1437	.441
11.	Niagara	23	647	1396	.463



# 2021-22 CANISIUS WOMEN'S BASKETBALL GAME NOTES

## JOINING ELITE COMPANY

Freshman **ATHINA LEXA** scored 26 points in the Griff's 65-61 victory over Marist on Saturday, becoming just the fifth freshman (eighth occurrence) in the Division I era to net 25-plus points. She joins **HEATHER FIORE** (three times during 1993-94), **SHAUNA GERONZIN** (twice in 1998-99), **RACHEL DECKER** (1991-92) and **AMANDA CAVO** (2005-06), all of whom are in the program's 1,000-point club.

Lexa's 26-point performance is the highest scoring output by a Canisius first-year player since a 28-point game by Cavo at Niagara on Feb. 26, 2006. It was the most points scored by a Canisius freshman in a home game since Jan. 24, 1994, when Fiore scored 27 against Temple.

With a 20-point game this evening, Lexa would be the first Canisius freshman to score 20 points in consecutive games since Geronzin, the program's scoring leader, did so during the 1998-99 season.

## NEW ROLE, NO PROBLEMS

Freshman **ATHINA LEXA** has stepped up offensively over her last 10 games, earning a start in each of the last nine contests.

Over those contests, Lexa has netted at least eight points in all but one game and has posted a double-digit point total in seven.

Lexa has averaged 12.0 points, 4.0 rebounds, 1.7 assists, and 1.0 steals during the stretch in just over 27 minutes of action per contest. She is also shooting 43.5 percent from the floor (47-of-108) during the span.

## IT'S RAINING THREES!

Canisius made 10 3-pointers in a loss at Iona on Feb. 3, marking the sixth time this year that the Griff's have converted at least 10 shots from beyond the arc.

The six games with a double-digit 3-point total currently rank second in program history since the NCAA implemented the 3-point line before the 1986-87 season.

The current program record is seven, initially established during the 2008-09 season.

## THREE-POINT RELIANCE

Canisius has scored 558 of its 1351 points (41.3 percent) this season from beyond the 3-point line, ranking as the 3rd-highest among Division I programs. Only FGCU (723 of 1649 - 43.8 percent) and Middle Tennessee (609 of 1472 - 41.4 percent) have higher percentages. Monmouth is second in the MAAC and 71st nationally with 32.4 percent of its points (423 of 1307) from 3-pointers.

Dating back to the beginning of the 2020-21 season, the Griff's have had a reliance on the 3-pointer, scoring 41.2 percent of its 1594 points (657) from 3-point field goals. That total ranks as the fifth-highest percentage for a Division I program, trailing FGCU (43.6 percent), UC San Diego (41.74 percent), Valparaiso (41.71 percent) and Lehigh (41.3 percent).

Rider is the closest MAAC program to the Griff's, ranking 95th with 30.8 percent (825 of 2679 points).

## RECORD BOOK WATCH

Thanks to her stellar free throw shooting, sophomore **DANI HASKELL** has her name tentatively etched in the Canisius record book.

Haskell's .846 free throw percentage (66-of-78) ranks seventh all-time (min. 45 makes). Her .863 career percentage from the charity stripe (82-for-95) is second in program history, trailing **JEN MORABITO** (.873 - 124-of-142).

Freshman **RHAY PORTER** has 33 blocks this season, which is nearing the top-10 in a single season. Porter is tied with **JEN LENNOX** for 11th in program history and is two away from tying **KARA HAUN** for the 10th-most in a single season.

## BLOCK PARTY!

Porter (1.4 BPG) and graduate student **ELLA VÄÄTÄNEN** (1.2 BPG) are two of 20 Canisius players in program history to record at least one block per game.

They are the third pair of teammates to have at least one block per game in the same season.

Porter and Väättänen join **MARY ACHRAMOVITCH** (3.6 BPG) and **KARA HAUN** (1.1 BPG) in 1982-83 and **ASHLEY WILKES** (1.2 BPG) and **JEN LENNOX** (1.1 BPG) in 2012-13.

## PORTER'S KNOW HOW TO BLOCK

Freshman forward **RHAY PORTER** logged her 29th block of the season against Siena on Jan. 29, becoming Canisius' Division I freshman block record holder, besting **JEN LENNOX**'s record (28 in 2010-11).

With two blocks against Marist on Saturday, freshman **RHAY PORTER** recorded her ninth multi-block performance of the season. The nine games with two-plus blocks are the most by a Golden Griffin since **CRYSTAL PORTER** logged 10 games with multiple rejections during the 2014-15 season.

## RECORD BOOK

### 25+ PTS BY A CANISIUS FRESHMAN

In Division I Era (Since 1986-87)

Player	Date	Opp	PTS
Heather Fiore	12/18/93	W. Carolina	31
Shauna Geronzin	2/8/99	Manhattan	28
Amanda Cavo	2/26/06	Niagara	28
Rachel Decker	2/16/92	Manhattan	27
Heather Fiore	1/24/94	Temple	27
Heather Fiore	3/4/94	Loyola-Md.	27
Shauna Geronzin	11/14/98	Buffalo	25
<b>Athina Lexa</b>	<b>2/12/22</b>	<b>Marist</b>	<b>25</b>

## LEXA'S FILE

### STATS BY MONTH AND ROLE

Month	GP	MPG	PPG	RPG	FG%	3-FG%
First 2	9	13.6	2.4	0.9	42.9%	18.2%
Last 2	13	25.3	10.0	3.5	42.8%	28.3%
Role	GP	MPG	PPG	RPG	FG%	3-FG%
Start	9	27.4	11.8	4.0	42.7%	27.0%
Bench	13	15.7	3.5	1.3	41.3%	26.1%

## RECORD BOOK

### MOST GAMES WITH 10+ MADE 3-FG

Since 1986-87

Season	GP	GMS
2008-09	33	7
<b>2021-22</b>	<b>24</b>	<b>6</b>
2009-10	31	5

## 3-POINTERS

### PERCENT OF POINTS OFF 3-POINTERS

Last Two Seasons

Program	PTS	3P PTS	%3P
FGCU	3838	1674	43.6%
UC San Diego	2106	879	41.74%
Valparaiso	3057	1275	41.71%
Lehigh	2722	1125	41.3%
<b>Canisius</b>	<b>1594</b>	<b>657</b>	<b>41.2%</b>
Creighton	3184	1299	40.8%
Iowa State	4048	1620	40.0%
Dixie State	1252	498	39.8%
High Point	3326	1314	39.5%
Middle Tennessee	3323	1305	39.3%

## RECORD BOOK

### CAREER FREE THROW PERCENTAGE

Minimum: 75 made FTs

Player	GP	FTM	FTA	FT%
Jen Morabito	77	124	142	.873
<b>Dani Haskell</b>	<b>29</b>	<b>82</b>	<b>95</b>	<b>.863</b>
Marie Warner	33	110	131	.840
Ashley Durham	55	319	381	.837
Amanda Cavo	120	234	281	.833

## RECORD BOOK

### 1+ BPG IN SAME SEASON

Season	Player	BPG	Player	BPG
'82-83	Achramovitch	3.2	Haun	1.1
'12-13	Wilkes	1.2	Lennox	1.1
<b>'21-22</b>	<b>Porter</b>	<b>1.4</b>	<b>Väättänen</b>	<b>1.2</b>

## CANISIUS STATISTICALLY...



IN TOP-150



IN MAAC

## STATISTIC RANKINGS

(Through games completed on 2/15/22)

	STAT	NCAA	MAAC
ASSIST/TO RATIO	0.54	—	11th
ASSISTS	236	—	10th
ASSISTS PER GAME	9.8	—	11th
BLOCKED SHOTS	84	T-106th	T-2nd
BLOCKS PER GAME	3.5	T-128th	3rd
FEWEST FOULS	375	—	7th
FEWEST TURNOVERS	435	—	7th
FIELD GOAL PCT.	.359	—	10th
FIELD GOAL DEFENSE	.441	—	10th
FREE THROW ATT.	329	—	6th
FREE THROWS MADE	209	—	9th
FREE THROW PCT.	.635	—	10th
FOULS PER GAME	15.6	109th	5th
REBOUND MARGIN	-6.8	—	9th
TOTAL REBOUNDS	786	—	7th
REBOUNDS PER GAME	32.75	—	10th
SCORING DEFENSE	68.5	—	10th
SCORING MARGIN	-12.2	—	11th
SCORING OFFENSE	56.3	—	9th
STEALS	163	—	10th
STEALS PER GAME	6.8	—	11th
3-POINT FG DEFENSE	.294	T-116th	4th
3-POINT FG ATTEMPTS	597	30th	1st
3-POINT FG MADE	186	T-39th	1st
3-POINT FG PER GAME	7.8	T-44th	1st
3-POINT FG PCT	.312	—	3rd
TURNOVER MARGIN	-3.25	—	11th
TURNOVERS FORCED	14.88	—	11th
TURNOVERS PER GAME	18.1	—	6th

## INDIVIDUAL (ALL GAMES)

### BLOCKED SHOTS

Rhay Porter	33	T-91st	3rd
Ella Väättänen	28	T-131st	6th

### BLOCKS PER GAME

Rhay Porter	1.43	T-96th	5th
Ella Väättänen	1.17	—	6th

### FIELD GOAL ATTEMPTS

Dani Haskell	298	T-129th	4th
--------------	-----	---------	-----

### FINAL POINTS

Dani Haskell	332	—	5th
--------------	-----	---	-----

### FREE THROW PERCENTAGE

Dani Haskell	.846	T-47th	2nd
--------------	------	--------	-----

### MINUTES PLAYED PER GAME

Erika Joseph	33.92	143rd	5th
--------------	-------	-------	-----

### 3-POINT FIELD GOAL ATTEMPTS

Dani Haskell	167	T-29th	1st
--------------	-----	--------	-----

### 3-POINT FIELD GOALS MADE

Dani Haskell	50	T-83rd	T-1st
--------------	----	--------	-------

### 3-POINT FIELD GOALS MADE PER GAME

Dani Haskell	2.08	T-124th	3rd
--------------	------	---------	-----

### 3-POINT FIELD GOAL PERCENTAGE

Dani Haskell	.299	—	4th
--------------	------	---	-----



# 2021-22 CANISIUS WOMEN'S BASKETBALL GAME NOTES

## PLAYER ACCOMPLISHMENTS

10+ POINTS	'21-22	RECORD	CAREER	RECORD
Shaunae Brown	9	1-8	13	1-12
Lydia Gattozzi	4	1-3	4	1-3
Ella Väättänen	1	0-1	2	0-2
Athina Lexa	7	2-5	7	2-5
Dani Haskell	21	4-17	24	4-20
Jane McCauley	1 (at UVM)	0-1 (at UVM)	1	0-1
Kayla Jackson	1	1-0	4	2-2
Erika Joseph	9	2-7	10	2-8
Cheyenne Stubbs	2	1-1	2	1-1

10+ REBOUNDS	'21-22	RECORD	CAREER	RECORD
Kayla Jackson	4	1-3	6	1-5
Rhay Porter	3	1-2	3	1-2

20+ POINTS	'21-22	RECORD	CAREER	RECORD
Dani Haskell	4	2-2	4	2-2
Athina Lexa	1	1-0	1	1-0

LED IN SCORING	'21-22	RECORD	CAREER	RECORD
Shaunae Brown	6	0-6	7	0-7
Lydia Gattozzi	1	0-1	1	0-1
Athina Lexa	4	1-3	4	1-3
Dani Haskell	11	2-9	14	2-12
Jane McCauley	1 (at UVM)	0-1 (at UVM)	1	0-1
Erika Joseph	3	0-3	3	0-3

LED IN REBOUNDS	'21-22	RECORD	CAREER	RECORD
Shaunae Brown	1	0-1	2	0-2
Ella Väättänen	1	0-1	2	0-2
Dani Haskell	3	0-3	3	0-3
Athina Lexa	1	0-1	1	0-1
Kayla Jackson	8	1-7	17	3-14
Erika Joseph	1	0-1	3	0-3
Cheyenne Stubbs	1	0-1	1	0-1
Rhay Porter	9	3-6	9	3-6

LED IN ASSISTS	'21-22	RECORD	CAREER	RECORD
Shaunae Brown	8	1-7	11	1-10
Lydia Gattozzi	1	0-1	1	0-1
Ella Väättänen	1	0-1	1	0-1
Athina Lexa	3	1-2	3	1-2
Dani Haskell	13	2-11	14	2-12
Kayla Jackson	1	0-1	3	0-3
Erika Joseph	1	0-1	7	1-6
Cheyenne Stubbs	2	0-2	2	0-2

LED IN STEALS	'21-22	RECORD	CAREER	RECORD
Shaunae Brown	4	0-4	6	0-6
Lydia Gattozzi	2	1-1	2	1-1
Ella Väättänen	3	0-3	10	2-8
Athina Lexa	5	1-4	5	1-4
Dani Haskell	9	0-9	10	0-10
Jane McCauley	—	—	1	1-0
Kayla Jackson	6	1-5	12	1-11
Erika Joseph	2	1-1	5	2-3
Cheyenne Stubbs	6	1-5	6	1-5
Rhay Porter	3	0-3	3	0-3

LED IN BLOCKS	'21-22	RECORD	CAREER	RECORD
Shaunae Brown	—	—	1	0-1
Lydia Gattozzi	2	0-2	2	0-2
Ella Väättänen	9	1-9	27	6-21
Athina Lexa	1	0-1	1	0-1
Dani Haskell	1	0-1	1	0-1
Kayla Jackson	3	1-2	9	2-7
Erika Joseph	2	0-2	6	0-6
Cheyenne Stubbs	1	0-1	1	0-1
Rhay Porter	12	3-9	12	3-9

## PROTECTING THE RIM

Freshman **RHAY PORTER** blocked six shots in Canisius' Jan. 9 overtime loss to Niagara, tying the program's Division I record. She became the third player in the Division I era to accomplish the feat, joining **CINDY ULREICH** (Jan. 15, 1987 vs. Queens) and Lennox (Jan. 20, 2013 vs. Rider).

Porter's six blocks are tied for the second-most rejections by a first-year player at the Division I level this season. North Alabama's **SKYLER GILL** recorded eight blocks on Feb. 3 against Jacksonville. DePaul's **ANEESAH MORROW**, Northwestern's **CAILEIGH WALSH**, USC's **RAYAH MARSHALL**, LIU's **TAYRA EKE**, Texas Tech's **KADIJA FAYE**, Tulsa's **TEMIRE PONDEXTER** and Chattanooga's **KARSEN MURPHY** have the other six-block games.

In addition to the six blocks, Porter had 10 rebounds in the contest. She is one of two Division I freshmen with 10+ rebounds and 6+ blocks in a game this season, joining Gill (12 rebounds, 8 blocks).

Porter is one of 10 freshmen this year with at least 33 blocked shots.

## STEALING THE SHOW

Griffs freshman guard **CHEYENNE STUBBS** had an eight-steal game against Quinnipiac on Jan. 27 before recording four steals — two of which came in the final eight seconds — on Jan. 29 vs. Siena.

The Bradenton, Fla., native is one of five Division I freshmen with an eight-steal game this year. Stubbs' eight steals were the most by a Canisius player since **BRITTANÉ RUSSELL** had nine against Colgate on Nov. 12, 2007.

With the four-plus steals in back-to-back games, Stubbs became the first Golden Griff with four-plus steals in two straight contests since **ANNA SWENY** had four steals in consecutive games in Feb. 2018.

## HASKELL NETS 20-PLUS

With her 24-point performance in the Jan. 29 victory over Siena, sophomore guard **DANI HASKELL** logged her fourth 20-point game of the season.

Haskell is one of seven players in the MAAC to record at least four 20-point performances this season.

Haskell is currently tied with Rider's **LENAEJHA EVANS** for the sixth-most 20-point games in the MAAC this season.

Fairfield's **LOU LOPEZ-SÉNÉCHAL** leads the conference with 13 such games. Manhattan's **DEE DEE DAVIS** is in second place with eight 20-point games and Niagara's Angel Parker is right behind with seven. Saint Peter's' **KENDREA WILLIAMS** and **KASSONDRA BROWN** are tied for fourth with six 20-point games.

## HASKELL'S SUCCESS FROM DEEP

Sophomore **DANI HASKELL** matched her career high for 3-pointers (5) in the Jan. 29 victory over Siena, tying her previous single-game best that occurred earlier this year against Detroit Mercy (Nov. 23).

Haskell is the first Canisius player to make at least five 3-pointers in multiple games in a season since **A.J. TIMBERS** during the 2019-20 season.

Along with Timbers, Haskell is the ninth different Golden Griff player (12th occurrence) since 2000-01 to register multiple games with at least five made 3-pointers. Haskell joins **JILL KNAPIC** (2000-01 and 2001-02), **CHERI WITTLIEB** (2002-03), **AMANDA CAVO** (2005-06, 2007-08 and 2008-09), **MICAYLA DRYSDALE** (2008-09), **BRITTANÉ RUSSELL** (2009-10), **KAYLA HOOHULI** (2014-15) and **MARIA WELCH** (2017-18).

In 29 career games, Haskell has recorded a 3-point field goal in 26 games (89.7 percent). Her percentage is the highest in program history, dating back to the 2000-01 season.

## SUPERLATIVES

### FRESHMEN WITH 33+ BLOCKS

Through games played on 2/15

Player	School	BLK
Skyler Gill	North Alabama	56
Maria Gakdeng	Boston College	54
Rayah Marshall	USC	54
Aneesah Morrow	DePaul	51
Denae Carter	Mississippi St.	39
Caileigh Walsh	Northwestern	38
Tayra Eke	LIU	37
Temira Pondexter	Tulsa	34
Rhay Porter	Canisius	33
Anastasiia Boldyreva	Middle Tenn.	33

## 8-STEAL GAMES

### FRESHMEN WITH 8-STEAL GAMES

This Season

Player	Team	Date
Aaliyah Collins	Chicago St.	11/17/21
Lashae Dwyer	Miami (FL)	11/18/21
Kindyll Wetta	Colorado	1/21/22
Cheyenne Stubbs	Canisius	1/27/22
Megan McConnell	Duquesne	2/9/22

## 20-POINT GAMES

### 20-POINT GAMES BY MAAC PLAYERS

Player	Team	Games
Lou Lopez-Sénéchal	Fairfield	13
Dee Dee Davis	Manhattan	8
Angel Parker	Niagara	7
Kendrea Williams	Saint Peter's	6
Kassondra Brown	Saint Peter's	6
Dani Haskell	Canisius	4
Lenaejha Evans	Rider	4

## 3-POINTERS

### MOST GAMES WITH A 3-POINT FG

Since 2000-01 (Min. 20 Games)

Player	GMS	GP	PCT
Dani Haskell	26	29	89.7%
Kayla Hoochuli	106	121	87.6%
Amanda Cavo	105	121	86.8%
Marie Warner	28	33	84.8%
Brittané Russell	103	124	83.1%
D'Jhai Patterson-Ricks	49	60	81.7%
Cheri Wittlieb	93	114	81.6%
Jen Morabito	90	116	77.6%
AJ Timbers	21	28	75.0%
Micayla Drysdale	89	124	71.8%

## LAST FIVE GAMES

### Team Box Score

No.	Player	Total					3-Point		F-Throw		Rebounds			PF			DQ	A	TO	BLK	STL	PTS	AVG
		GP-GS	MIN	AVG	FG-FGA	FG%	3FG-3FGA	3FG%	FT-FTA	FT%	OFF	DEF	TOT	AVG	PF	DQ							
12	LEXA, Athina	5-5	143:49	28.8	27-56	.482	5-22	.227	7-8	.875	5	18	23	4.6	7	0	8	14	1	6	66	13.2	
14	HASKELL, Dani	5-5	162:18	32.5	20-62	.323	7-33	.212	9-10	.900	4	19	23	4.6	14	1	18	10	0	7	56	11.2	
0	BROWN, Shaunae	5-5	163:45	32.8	19-48	.396	8-24	.333	4-8	.500	5	10	15	3.0	8	0	7	9	0	4	50	10.0	
23	JOSEPH, Erika	5-5	170:02	34.0	8-40	.200	6-24	.250	5-6	.833	4	8	12	2.4	8	0	6	7	2	1	27	5.4	
5	VAATANEN, Ella	5-5	96:60	19.4	8-23	.348	7-17	.412	1-2	.500	4	12	16	3.2	12	0	0	7	8	2	24	4.8	
24	STUBBS, Cheyenne	5-0	94:04	18.8	7-27	.259	3-15	.200	4-6	.667	3	12	15	3.0	4	0	3	7	0	4	21	4.2	
2	GATTOZZI, Lydia	5-0	73:45	14.7	7-13	.538	1-2	.500	4-8	.500	2	8	10	2.0	3	0	0	7	0	2	19	3.8	
33	PORTER, Rhay	5-0	78:59	15.8	6-13	.462	0-1	.000	2-2	1.000	9	17	26	5.2	11	0	1	10	4	3	14	2.8	
21	JACKSON, Kayla	3-0	41:18	13.8	0-6	.000	0-0	.000	4-8	.500	9	7	16	5.3	3	0	1	2	3	2	4	1.3	
Team											4	8	12					5					
Total		5	1025		102-288	.354	37-138	.268	40-58	.690	49	119	168	33.6	70	1	44	78	18	31	281	56.2	
Opponents		5	1025		129-306	.422	19-87	.218	51-80	.638	62	141	203	40.6	62	0	71	69	21	42	328	65.6	



# 2021-22 CANISIUS WOMEN'S BASKETBALL GAME NOTES

## CANISIUS QUICK FACTS

### GENERAL INFORMATION

Location .....Buffalo, N.Y.  
 Enrollment.....3,120  
 Founded.....1870  
 Nickname.....Golden Griffins  
 School Colors ..... Blue (Pantone 289), Gold (Pantone 124)  
 Conference ..... Metro Atlantic Athletic Conference (MAAC)  
 President.....John J. Hurley  
 Athletics Director.....Bill Maher  
 Athletics Website.....www.gogriffs.com  
 Ticket Office Phone.....(716) 888-TIXX (8499)

### HISTORY

Seasons of Basketball.....47th  
 First Season.....1975-76  
 First Division I Season .....1986-87  
 All-Time Record (Win %) .....616-656 (.484)  
 Conference Regular Season Titles (last) .....None  
 Conference Postseason Tournament Titles (last) .....1 (2005)  
 NCAA Tournament Appearances (last) .....1 (2005)  
 NCAA Tournament Record .....0-1 (.000)  
 Consecutive NCAA Appearances.....None  
 NCAA Final Four Appearances.....None  
 WNIT Appearances (last).....1 (2009)

### KOESSLER ATHLETIC CENTER

Year Opened (Seasons).....1968 (47th)  
 Capacity .....2,196  
 All-Time Record (Win %) .....295-209 (.586)  
 Record under Sahar Nusseibeh .....4-9

### COACHING STAFF

Head Coach .....Sahar Nusseibeh (American '09)  
     Record at Canisius.....4-20  
     Overall Record .....4-20  
 Assistant Coach .....Jared Zeidman (Quinnipiac '08)  
     .....1st Season  
 Assistant Coach .....Krista Beechy (Grove City '10)  
     .....1st Season  
 Academic & Operations Coach Ben Lober (Michigan State '20)  
     .....2nd Season

### 2020-21 REVIEW

Overall Record .....0-5 (.000)  
     MAAC Record (Finish) .....0-4  
     Home Record .....0-1  
     Away Record .....0-4  
     Neutral Record.....0-0  
 MAAC Tournament.....N/A  
 NCAA Tournament.....N/A

### 2021-22 TEAM INFORMATION

Letterwinners Returning / Lost.....5 / 6  
 Starters Returning / Lost .....4 / 1  
 Newcomers .....7  
 Fr / So / Jr / Sr / Gr.....7 / 1 / 1 / 2 / 1

### COMMUNICATIONS

Marshall Haim .....Athletic Communications Graduate Assistant  
     Office.....(716) 888-8266  
     Mobile.....(716) 465-4945  
     Email.....haimm@canisius.edu  
 Mailing Address.....Canisius College Athletics  
     .....2001 Main Street  
     .....Buffalo, N.Y. 14208  
 Twitter/Instagram .....@GoGriffs  
 Hashtags.....#GoGriffs | #MAACHoops

## STARTING LINEUP TRACKER

Date	Opponent	1	2	3	4	5
Nov. 9	at Buffalo	Brown	Haskell	Joseph	Jackson	Väätänen
Nov. 13	at Binghamton	Brown	Haskell	Joseph	Jackson	Väätänen
Nov. 17	at St. Bonaventure	Brown	Haskell	Joseph	Jackson	Väätänen
Nov. 20	COLGATE	Brown	Haskell	Joseph	Jackson	Väätänen
Nov. 23	DETROIT MERCY	Brown	Haskell	Joseph	Jackson	Väätänen
Nov. 27	ROBERT MORRIS	Brown	Haskell	Joseph	Jackson	Väätänen
Dec. 1	at Duquesne	Brown	Haskell	Joseph	Jackson	Väätänen
Dec. 8	YOUNGSTOWN STATE	Brown	Haskell	Joseph	Jackson	Väätänen
Dec. 15	at UAlbany	Brown	Haskell	Joseph	Jackson	Väätänen
Dec. 19	SAINT PETER'S	Brown	Haskell	Joseph	Jackson	Väätänen
Dec. 21	MANHATTAN	Brown	Haskell	Joseph	Jackson	Väätänen
Jan. 8	NIAGARA	Brown	Haskell	Stubbs	Gattozzi	Väätänen
Jan. 13	RIDER	Brown	Haskell	Joseph	Jackson	Väätänen
Jan. 15	FAIRFIELD	Brown	Haskell	Joseph	Jackson	Väätänen
Jan. 20	at Saint Peter's	Brown	Haskell	Joseph	Jackson	Väätänen
Jan. 22	at Monmouth	Brown	Haskell	Lexa	Joseph	Jackson
Jan. 24	at Marist	Brown	Haskell	Lexa	Joseph	Jackson
Jan. 27	QUINNIPIAC	Brown	Haskell	Lexa	Joseph	Väätänen
Jan. 29	SIENA	Brown	Haskell	Lexa	Joseph	Väätänen
Feb. 3	at Iona	Brown	Haskell	Lexa	Joseph	Väätänen
Feb. 5	at Fairfield	Brown	Haskell	Lexa	Joseph	Väätänen
Feb. 7	at Quinnipiac	Brown	Haskell	Lexa	Joseph	Väätänen
Feb. 10	MONMOUTH	Brown	Haskell	Lexa	Joseph	Väätänen
Feb. 12	MARIST	Brown	Haskell	Lexa	Joseph	Väätänen
Feb. 17	at Manhattan					
Feb. 19	at Rider					
Feb. 24	at Siena					
Feb. 26	at Niagara					
March 5	IONA					

## COMBINATIONS

Rank	Combination	Times Used	Record	Last Used
1	Brown - Haskell - Joseph - Jackson - Väätänen	14	2-12	1/20/22 at Saint Peter's
2	Brown - Haskell - Lexa - Joseph - Väätänen	7	2-5	2/12/22 vs. Marist
3	Brown - Haskell - Lexa - Joseph - Jackson	2	0-2	1/24/22 at Marist
4	Brown - Haskell - Stubbs - Gattozzi - Väätänen	1	0-1	1/9/22 vs. Niagara

## STARTING STREAKS AND TOTALS

#	Player	Streak	2021-22	Career	at Canisius	MAAC
0	Shaunae Brown	29	24	36	36	26
2	Lydia Gattozzi	—	1	1	1	1
5	Ella Väätänen	7	22	51	24	15
11	Hannah Dolan	—	—	—	—	—
12	Athina Lexa	9	9	9	9	9
13	Xanthippi Karatasios	—	—	—	—	—
14	Dani Haskell	29	24	29	29	19
15	Élia Pérez	—	—	—	—	—
21	Kayla Jackson	—	16	25	21	11
23	Erika Joseph	12	23	64	64	40
24	Cheyenne Stubbs	—	1	1	1	1
33	Rhay Porter	—	—	—	—	—

# Canisius



# 2021-22 CANISIUS WOMEN'S BASKETBALL GAME NOTES

## SERIES HISTORY VS. MANHATTAN



AT



## ALL-TIME SERIES

### CANISIUS LEADS, 35-32

Home Games	22-10 (.688)
Road Games	12-18 (.400)
Neutral Site Games	1-4 (.200)
KeyBank Center (Buffalo, N.Y.)	1-0 (.000)
MVP Arena (Albany, N.Y.)	0-3 (.000)
CURE Insurance Arena (Trenton, N.J.)	0-1 (.000)

#### HIGHEST SCORES - CANISIUS

Buffalo	105
CAN, 105-61 (2/15/95)	
Riverdale	101
CAN, 101-83 (1/27/02)	
Neutral Site	85
MAN, 88-85 (3/3/95)	

#### COACHING RECORDS

Sahar Nusseibeh vs. Manhattan	0-1
at Canisius	0-1
Heather Vulin vs. Canisius	
Total	6-3
at Marist	6-3

#### HIGHEST SCORES - MANHATTAN

Buffalo	92
MAN, 92-86 (1/14/96)	
Riverdale	115
MAN, 115-75 (2/11/96)	
Neutral Site	88
MAN, 88-85 (3/3/95)	

#### LARGEST WINNING MARGINS

Canisius	
Buffalo	44, 2/15/95
Riverdale	18, 1/27/02
Neutral Site	6, 3/4/05
Manhattan	
Buffalo	25, 1/28/11
Riverdale	40, 2/11/96
Neutral Site	19, 3/6/92

#### ALL-TIME MEETINGS VS. MANHATTAN

1/4/90	Buffalo, N.Y.	W	70-53
1/27/91	Buffalo, N.Y.	W	55-51 (OT)
2/24/91	Riverdale, N.Y.	W	67-66
1/24/92	Buffalo, N.Y.	W	57-54
2/16/92	Riverdale, N.Y.	L	70-74
3/6/92	Albany, N.Y.	L	40-59
1/16/93	Buffalo, N.Y.	W	71-61
2/28/93	Riverdale, N.Y.	W	81-64
2/13/94	Buffalo, N.Y.	L	69-81
2/25/94	Riverdale, N.Y.	W	74-71
1/11/95	Riverdale, N.Y.	W	74-66
2/15/95	Buffalo, N.Y.	W	105-61
3/3/95	Albany, N.Y.	L	85-88
1/14/96	Buffalo, N.Y.	L	86-92
2/11/96	Riverdale, N.Y.	L	75-115
1/24/97	Buffalo, N.Y.	W	88-78
2/21/97	Riverdale, N.Y.	L	86-109
1/11/98	Buffalo, N.Y.	L	76-90
1/18/98	Riverdale, N.Y.	L	62-63
2/26/98	Albany, N.Y.	L	71-83
2/8/99	Riverdale, N.Y.	W	89-73
2/14/99	Buffalo, N.Y.	W	91-75
1/16/00	Riverdale, N.Y.	L	60-76
1/30/00	Buffalo, N.Y.	W	72-66
1/12/01	Buffalo, N.Y.	L	65-74
2/11/01	Riverdale, N.Y.	L	60-71
1/6/02	Buffalo, N.Y.	W	66-59
1/27/02	Riverdale, N.Y.	W	101-83
12/8/02	Buffalo, N.Y.	W	77-69
2/8/03	Riverdale, N.Y.	L	66-69
3/8/03	Trenton, N.J.	L	57-71
1/30/04	Riverdale, N.Y.	W	54-50
2/6/04	Buffalo, N.Y.	W	65-61
1/10/05	Riverdale, N.Y.	W	72-58
2/25/05	Buffalo, N.Y.	W	72-64 (OT)
3/4/05	Buffalo, N.Y.	W	60-54
1/14/06	Riverdale, N.Y.	W	51-47
2/3/06	Buffalo, N.Y.	W	52-50
1/25/07	Riverdale, N.Y.	L	55-56
2/16/07	Buffalo, N.Y.	W	56-52
1/25/08	Buffalo, N.Y.	W	51-48
2/1/08	Riverdale, N.Y.	L	46-59
1/9/09	Riverdale, N.Y.	W	67-59
1/18/09	Buffalo, N.Y.	W	76-53
1/11/10	Buffalo, N.Y.	W	69-65 (2OT)
2/21/10	Riverdale, N.Y.	L	71-78
1/28/11	Buffalo, N.Y.	L	30-55
2/6/11	Riverdale, N.Y.	L	42-54
1/13/12	Riverdale, N.Y.	L	51-73
2/24/12	Buffalo, N.Y.	L	40-50
2/3/13	Riverdale, N.Y.	L	51-54
2/22/13	Buffalo, N.Y.	W	63-47
12/29/13	Riverdale, N.Y.	L	56-72
2/13/14	Buffalo, N.Y.	L	44-52
12/5/14	Buffalo, N.Y.	W	55-44
1/2/15	Riverdale, N.Y.	W	56-45
2/5/16	Riverdale, N.Y.	L	55-77
2/19/16	Buffalo, N.Y.	W	70-68
1/2/17	Riverdale, N.Y.	W	62-57
2/2/17	Buffalo, N.Y.	W	58-48
1/4/18	Riverdale, N.Y.	L	39-58
1/11/18	Buffalo, N.Y.	L	56-59
1/5/19	Buffalo, N.Y.	W	47-44
3/2/19	Riverdale, N.Y.	L	33-53
1/2/20	Riverdale, N.Y.	L	50-68
2/20/20	Buffalo, N.Y.	L	56-63
12/21/21	Buffalo, N.Y.	L	63-85

## CURRENT GRIFFS VS. MANHATTAN

### #0 SHAUNAE BROWN

	MP	FG-A	PCT	3PT-A	PCT	FT-A	PCT	O-D-T	PF	A	TO	BLK	ST	TP
TOTAL (3 games)	61	9-18	.500	3-10	.300	0-0	—	0-3-3	4	4	4	0	1	21
Averages	20.3		—					1.0		1.3		0.0	0.3	7.0

### #2 LYDIA GATTOZZI

	MP	FG-A	PCT	3PT-A	PCT	FT-A	PCT	O-D-T	PF	A	TO	BLK	ST	TP
TOTAL (1 games)	19	1-1	1.000	1-1	1.000	4-6	.667	0-0-0	1	1	3	0	1	7
Averages	19.0							0.0		1.0		0.0	1.0	7.0

### #5 ELLA VÄÄTÄNEN

	MP	FG-A	PCT	3PT-A	PCT	FT-A	PCT	O-D-T	PF	A	TO	BLK	ST	TP
TOTAL (3 games)	68	3-17	.176	2-12	.167	3-5	.600	2-9-11	4	1	7	3	6	11
Averages	22.7							3.7		0.3		1.0	2.0	3.7

### #12 ATHINA LEXA

Opponent (Date)	MP	FG-A	PCT	3PT-A	PCT	FT-A	PCT	O-D-T	PF	A	TO	BLK	ST	TP
TOTAL (1 games)	19	4-8	.500	1-4	.250	0-2	.000	0-1-1	1	0	4	0	0	9
Averages	19.0							1.0		0.0		0.0	0.0	9.0

### #14 DANI HASKELL

Opponent (Date)	MP	FG-A	PCT	3PT-A	PCT	FT-A	PCT	O-D-T	PF	A	TO	BLK	ST	TP
TOTAL (1 games)	32	6-17	.353	4-11	.364	1-2	.500	2-2-4	1	4	3	1	2	17
Averages	32.0							4.0		4.0		1.0	2.0	17.0

### #21 KAYLA JACKSON

Opponent (Date)	MP	FG-A	PCT	3PT-A	PCT	FT-A	PCT	O-D-T	PF	A	TO	BLK	ST	TP
TOTAL (1 games)	15	0-0	.000	0-0	.000	0-0	.000	0-4-4	3	0	0	0	1	0
Averages	15.0							4.0		0.0		0.0	1.0	0.0

### #23 ERIKA JOSEPH

Opponent (Date)	MP	FG-A	PCT	3PT-A	PCT	FT-A	PCT	O-D-T	PF	A	TO	BLK	ST	TP
TOTAL (3 games)	64	4-20	.200	2-4	.500	3-5	.600	6-2-8	9	1	3	1	0	13
Averages	21.3							2.7		0.3		0.3	0.0	4.3

### #24 CHEYENNE STUBBS

Opponent (Date)	MP	FG-A	PCT	3PT-A	PCT	FT-A	PCT	O-D-T	PF	A	TO	BLK	ST	TP
TOTAL (1 games)	22	3-6	.500	2-4	.500	0-0	.000	1-1-2	1	1	0	0	2	8
Averages	22.0							2.0		1.0		0.0	2.0	8.0

### #33 RHAY PORTER

Opponent (Date)	MP	FG-A	PCT	3PT-A	PCT	FT-A	PCT	O-D-T	PF	A	TO	BLK	ST	TP
TOTAL (1 games)	20	0-1	.000	0-0	.000	0-0	.000	3-3-6	2	1	1	1	2	0
Averages	20.0							6.0		1.0		1.0	2.0	0.0



# 2021-22 CANISIUS WOMEN'S BASKETBALL GAME NOTES

## THE LAST TIME...

### SCORING

Canisius Scored 80+ Points	<b>W, 81-78</b>	<b>vs. Siena (1/29/22)</b>
Canisius Scored 80+ Points in a MAAC Game	<b>W, 81-78</b>	<b>vs. Siena (1/29/22)</b>
Canisius Scored 90+ Points	L, 94-100 (3OT)	at St. Bonaventure (11/13/18)
Canisius Scored 90+ Points in MAAC Game	W, 90-70	vs. Saint Peter's (2/18/07)
Canisius Scored 100+ Points	W, 104-68	vs. Stetson (11/22/02)
Canisius Scored 100+ Points in MAAC Game	W, 100-86	vs. Rider (2/24/02)
Canisius Scored Under 50 Points	<b>L, 44-57</b>	<b>at Marist (1/24/22)</b>
Canisius Scored Under 50 Points in MAAC Game	<b>L, 44-57</b>	<b>at Marist (1/24/22)</b>

### MISCELLANEOUS SCORING

Scored 40+ Points in a Half (Excluding OT)	<b>42 (2nd Half)</b>	<b>vs. Marist (2/12/22)</b>
Scored 45+ Points in a Half (Excluding OT)	48 (1st Half)	at Quinnipiac (1/18/20)
Scored 50+ Points in a Half (Excluding OT)	54 (2nd Half)	vs. Saint Francis (Pa.) (10/30/14)
Scored 90+ Points in Consecutive Games		vs. Rider (100 — 2/24/02) vs. Fairfield (92 — 2/28/02) vs. Stetson (104 — 11/22/02)
Scored 90+ Points in Three Consecutive Games		vs. Rider (100 — 2/24/02) vs. Fairfield (92 — 2/28/02) vs. Stetson (104 — 11/22/02)
Scored 100+ Points in Consecutive Games	at Manhattan (101 — 1/27/02); vs. Marist (103 (1/31/02)	

### OPPONENT SCORING

Scored 80+ Points	<b>L, 86-87 (OT)</b>	<b>by Niagara (1/9/22)</b>
Scored 80+ Points in a MAAC Game	<b>L, 86-87 (OT)</b>	<b>by Niagara (1/9/22)</b>
Scored 90+ Points	<b>L, 42-102</b>	<b>by Buffalo (11/9/21)</b>
Scored 90+ Points in a MAAC Game	L, 59-90	by Marist (1/9/20)
Scored 100+ Points	<b>L, 42-102</b>	<b>by Buffalo (11/9/21)</b>
Scored 100+ Points in a MAAC game	L, 86-109	by Manhattan (2/21/97)
Scored Less Than 50 Points	W, 67-47	by Iona (2/4/19)
Scored Less Than 50 Points in a MAAC Game	W, 67-47	by Iona (2/4/19)

### SHOOTING

Shot 50% or Better FG in a Game	<b>50.0% (25-of-50)</b>	<b>vs. Siena (1/29/22)</b>
Shot 55% or Better FG in a Game	55.1% (27-of-49)	vs. Iona (2/4/19)
Shot 60% or Better FG in a Game	61.1% (33-of-54)	at Drake (1/12/93)
Shot 30% or Worse FG in a Game	<b>29.4% (15-of-51)</b>	<b>vs. Fairfield (1/15/22)</b>

### OPPONENT SHOOTING

Shot 50% or Better FG in a Game	<b>54.7% (29-of-53)</b>	<b>by Iona (2/3/22)</b>
Shot 55% or Better FG in a Game	<b>59.2% (29-of-49)</b>	<b>by Siena (1/29/22)</b>
Shot 60% or Better FG in a Game	61.1% (33-of-54)	by Toledo (12/29/19)
Shot 30% or Worse FG in a Game	23.4% (15-of-64)	by Siena (2/1/20)
Shot 25% or Worse FG in a Game	23.4% (15-of-64)	by Siena (2/1/20)

### FREE THROW SHOOTING

90% FT or Better in a Game (Min. 10 FTA)	<b>91.7% (11-of-12)</b>	<b>at Saint Peter's (1/20/22)</b>
100% FT in a Game (Min. 10 FTA)	100% (14-of-14)	at Monmouth (3/9/19)
50% FT or Worse FG in a Game (Min. 10 FTA)	<b>50.0% (6-of-12)</b>	<b>at St. Bonaventure (11/17/21)</b>
Attempted 40+ Free Throws	40	vs. Saint Peter's (1/30/09)
Attempted 5 Free Throws or Less	<b>5</b>	<b>at Fairfield (2/5/22)</b>
Made 30 Free Throws	30	vs. Saint Peter's (1/30/09)

### 3-POINT SHOOTING

Made 10+ 3-Pointers	<b>10</b>	<b>at Iona (2/3/22)</b>
Made 11+ 3-Pointers	<b>15</b>	<b>vs. Siena (1/29/22)</b>
Made 12+ 3-Pointers	<b>15</b>	<b>vs. Siena (1/29/22)</b>
Made 13+ 3-Pointers	<b>15</b>	<b>vs. Siena (1/29/22)</b>
Made 14+ 3-Pointers	<b>15</b>	<b>vs. Siena (1/29/22)</b>
Made 15+ 3-Pointers	<b>15</b>	<b>vs. Siena (1/29/22)</b>

### MARGIN OF VICTORY / DEFEAT

Won Game Decided by One Point	W, 54-53	vs. Monmouth (2/22/20)
Won Game by 30+ Points	+30 (80-50)	vs. Binghamton (11/25/15)
Won Game by 35+ Points	+42 (70-28)	vs. Rider (2/20/11)
Won Game by 40+ Points	+42 (70-28)	vs. Rider (2/20/11)
Won Game by 45+ Points	+45 (78-33)	vs. Colgate (11/12/07)
Won Game by 50+ Points	+51 (87-36)	vs. Mercyhurst (2/20/86)
Lost Game Decided by One Point	<b>L, 86-87 (OT)</b>	<b>vs. Niagara (1/9/22)</b>
Lost Game by 30+ Points	<b>-36 (37-73)</b>	<b>vs. Fairfield (1/15/22)</b>
Lost Game by 40+ Points	<b>-60 (42-102)</b>	<b>at Buffalo (11/9/21)</b>
Lost Game by 45+ Points	<b>-60 (42-102)</b>	<b>at Buffalo (11/9/21)</b>
Lost Game by 50+ Points	<b>-60 (42-102)</b>	<b>at Buffalo (11/9/21)</b>
Two Consecutive Games Decided by One Point		Never

Two Consecutive Games Decided by Five Points		vs. Siena (1/11/20 — L, -2) at Fairfield (1/16/20 — L, -2) at Quinnipiac (1/18/20 — L, -3)
Three Consecutive Games Decided by Five Points		vs. Siena (1/11/20 — L, -2) at Fairfield (1/16/20 — L, -2) at Quinnipiac (1/18/20 — L, -3)
Four Consecutive Games Decided by Five Points		at Siena (1/22/16 — L, -4) at Fairfield (1/24/16 — L, -4) at Niagara (1/28/16 — W, +2) vs. Iona (2/1/16 — L, -3)

Five Consecutive Games Decided by Five Points		vs. Bryant (1/11/86 — W, +3) at St. Bonaventure (1/16/86 — L, -3) at Colgate (1/18/86 — OTL, -5) vs. Gannon (1/21/86 — OTW, +2) at Indiana (Pa.) (1/24/86 — W, +4)
---	--	--

Won a Game Following a 15-Point Deficit	15	vs. St. Bonaventure (11/17/19 — W, 84-82)
Won a Game Following an 18-Point Deficit	18	at Saint Francis (Pa.) (11/30/14 — W, 87-74)

### REBOUNDING

Posted 45+ Rebounds	46	vs. Siena (3/10/20)
Posted 50+ Rebounds	51	vs. UTRGV (11/17/18)
Posted 55+ Rebounds	55	vs. Saint Francis (Pa.) (11/21/15)
Posted 60+ Rebounds	60	vs. Cornell (11/27/98)
Back-to-Back 50+ Rebound Games		at St. Bonaventure (11/13/18 — 51) vs. UTRGV (11/17/18 — 51)
Outrebounded Opponent by 15+	+17 (40-23)	vs. Saint Peter's (1/25/20)
Outrebounded Opponent by 20+	+21 (55-34)	vs. Saint Francis (Pa.) (11/21/15)

### OVERTIME GAMES

Won an Overtime Game	W, 64-60 (OT)	vs. Niagara (2/1/18)
Lost an Overtime Game	<b>L, 54-63 (OT)</b>	<b>at Fairfield (2/5/22)</b>
Won an Overtime Game in MAAC Play	W, 64-60 (OT)	vs. Niagara (2/1/18)
Lost an Overtime Game in MAAC Play	<b>L, 54-63 (OT)</b>	<b>at Fairfield (2/5/22)</b>
Game Decided in Two Overtimes	L, 82-90 (2OT)	vs. Fairfield (1/9/04)
Game Decided in Three Overtimes	L, 94-100 (3OT)	at St. Bonaventure (11/13/18)
Played Consecutive Overtime Games		at Niagara (1/28/16 — W, 68-66 — OT) vs. Iona (2/1/16 — L, 76-79 — OT)

### TURNOVERS

Committed 20+ Turnovers in a Game	<b>22</b>	<b>at Fairfield (2/5/22)</b>
Committed 10 Turnovers or Less in a Game	9	vs. St. Bonaventure (11/17/19)
Committed 8 Turnovers or Less in a Game	6	vs. Rider (2/18/18)
Committed 5 Turnovers or Less in a Game	5	vs. Saint Peter's (2/7/97)

*Bold denotes occurred during 2021-22 season*



# 2021-22 CANISIUS WOMEN'S BASKETBALL GAME NOTES

## THE LAST TIME A CANISIUS PLAYER...

### SCORING

Scored 25+ Points	26	<b>Athina Lexa, vs. Marist (2/12/22)</b>
Scored 30+ Points	30	Danielle Sanderlin, at Saint Peter's (2/15/20)
Scored 35+ Points	36	Jénel Stevens, at Niagara (1/21/03)
Scored 40+ Points	42	Shauna Geronzin, vs. Niagara (2/20/00)
Scored 20+ Points in a Half	20	Sara Hinriksdóttir, 2nd half, at Morehead State (12/19/16)
Two Players Scored 20+ Points in Same Game		D'Jhai Patterson-Ricks (22), Danielle Sanderlin (20), vs. Colgate (11/20/19)
Two Players Scored 25+ Points in Same Game		Amanda Cavo (28), Brittané Russell (25), at Missouri State (12/21/08)
Three Players Scored 20+ Points in Same Game		Never since 2000-01
Scored 20+ Points in Two Straight Games		D'Jhai Patterson-Ricks (2), 1/18/20 - 1/23/20
Scored 20+ Points in Three Straight Games		Jénel Stevens (10), 12/21/02 - 1/26/03
Scored 20+ Points in Four Straight Games		Jénel Stevens (10), 12/21/02 - 1/26/03
Scored 20+ Points in Five Straight Games		Jénel Stevens (10), 12/21/02 - 1/26/03
Scored 30+ Points in Two Straight Games		Shauna Geronzin (2), 2/20/00 - 2/25/00
Scored 10+ Points in 10 Straight Games		<b>Dani Haskell (11), 11/20/21 - 1/15/22</b>
Scored 10+ Points in 15 Straight Games		D'Jhai Patterson-Ricks (18), 3/9/19 - 1/25/20
Scored 10+ Points in 20 Straight Games		Jénel Stevens (26), 2/14/02 - 2/12/03
Five Players Score 10+ Points in Same Game		D'Jhai Patterson-Ricks (12), Danielle Sanderlin (12), Shannon Conely (12), Sara Hinriksdóttir (11), Anndea Zeigler (10), vs. Miami (Ohio) (11/9/18)
Six Players Score 10+ Points in Same Game		Cheri Wittlieb (20), Jénel Stevens (17), Becky Zak (14), Lonnie Brown (13), Jessica Steeves (12), Jackie Richards (10), at Fairfield (2/14/04)

### SUPERLATIVES

Last Canisius Double-Double		A.J. Timbers (16 pts, 11 reb), vs. Siena (3/10/20)
Last Canisius Double-Double (Pts/Ast)		Brittané Russell (15 pts, 10 ast), vs. Manhattan (1/11/10)
Last Double-Double in Consecutive Games		Danielle Sanderlin vs. Siena (20 pts, 10 reb — 1/11/20) at Fairfield (20 pts, 10 reb — 1/16/20)
Multiple Double-Doubles in Same Game		Marie Warner (17 pts, 10 reb) Brittané Russell (14 pts, 12 reb) vs. Marist (3/8/09)
Last Canisius Triple-Double		Tricia Breznitsky (10 pts, 11 reb, 10 ast), at Marist (1/23/00)
Last 20-Point, 10-Rebound Game		Danielle Sanderlin (23 pts, 12 reb), vs. Niagara (2/24/20)
Last 20-Point, 20-Rebound Game		Marie Warner (23 pts, 21 reb), vs. Saint Peter's (1/30/09)

### FIELD GOALS

Made 10+ FG in a Game	10	Danielle Sanderlin, vs. Niagara (2/24/20)
Made 12+ FG in a Game	12	Danielle Sanderlin, at Saint Peter's (2/15/20)
Attempted 15+ FG in a Game	17	<b>Athina Lexa, vs. Marist (2/12/22)</b>
Attempted 16+ FG in a Game	16	<b>Dani Haskell, vs. Marist (2/12/22)</b>
Attempted 17+ FG in a Game	17	<b>Athina Lexa, vs. Marist (2/12/22)</b>
Attempted 20+ FG in a Game	20	Danielle Sanderlin, at Iona (2/27/20)

### 3-POINT FIELD GOALS

Made 5+ 3-Point FG in a Game	5	<b>Dani Haskell, vs. Siena (1/29/22)</b>
Made 6+ 3-Point FG in a Game	6	Maria Welch, at Monmouth (2/7/16)
Made 7+ 3-Point FG in a Game	7	Amanda Cavo, at Missouri State (12/21/07)
Attempted 10+ 3-Point FG in a Game	11	<b>Dani Haskell, vs. Manhattan (12/21/21)</b>
Attempted 12+ 3-Point FG in a Game	12	<b>Dani Haskell, vs. Detroit Mercy (11/23/21)</b>
Attempted 15+ 3-Point FG in a Game	18	Mimi LaMagna, vs. Siena (11/24/96)

### FREE THROWS

Made 10+ Free Throws in a Game	11	Shayla Sweeney, at Iona (2/27/20)
Made 11+ Free Throws in a Game	11	Shayla Sweeney, at Iona (2/27/20)
Made 12+ Free Throws in a Game	12	D'Jhai Patterson-Ricks, vs. Rider (1/23/20)
Made 13+ Free Throws in a Game	13	Kayla Hoochuli, at Niagara (1/21/15)
Made 14+ Free Throws in a Game	16	Heather Fiore, vs. Colgate (1/22/97)
Made 15+ Free Throws in a Game	16	Heather Fiore, vs. Colgate (1/22/97)
Attempted 10+ Free Throws in a Game	10	<b>Dani Haskell, vs. Quinnipiac (1/27/22)</b>
Attempted 11+ Free Throws in a Game	12	Shayla Sweeney, at Iona (2/27/20)
Attempted 12+ Free Throws in a Game	12	Shayla Sweeney, at Iona (2/27/20)
Attempted 13+ Free Throws in a Game	16	D'Jhai Patterson-Ricks, vs. Rider (1/23/20)
Attempted 14+ Free Throws in a Game	16	D'Jhai Patterson-Ricks, vs. Rider (1/23/20)
Attempted 15+ Free Throws in a Game	16	D'Jhai Patterson-Ricks, vs. Rider (1/23/20)

### REBOUNDS

Had 10+ Rebounds	15	<b>Rhay Porter, vs. Rider (1/13/22)</b>
Had 11+ Rebounds	15	<b>Rhay Porter, vs. Rider (1/13/22)</b>
Had 12+ Rebounds	15	<b>Rhay Porter, vs. Rider (1/13/22)</b>
Had 13+ Rebounds	15	<b>Rhay Porter, vs. Rider (1/13/22)</b>
Had 14+ Rebounds	15	<b>Rhay Porter, vs. Rider (1/13/22)</b>
Had 15+ Rebounds	15	<b>Rhay Porter, vs. Rider (1/13/22)</b>
Had 20+ Rebounds	21	Marie Warner, vs. Saint Peter's (1/30/09)
10+ Rebounds in Two Straight Games		<b>10, Rhay Porter, vs. Niagara (1/9/22)</b> <b>15, Rhay Porter, vs. Rider (1/13/22)</b>

### ASSISTS

Had 5+ Assists	5	<b>Dani Haskell, vs. Marist (2/12/22)</b>
Had 6+ Assists	6	<b>Dani Haskell, at Iona (2/3/22)</b>
Had 7+ Assists	7	<b>Cheyenne Stubbs, vs. Niagara (1/9/22)</b>
Had 8+ Assists	8	Tamara Miskovic, vs. Quinnipiac (3/3/17)
Had 9+ Assists	9	Margrét Hálfánardóttir, at Morehead St. (12/19/16)
Had 10+ Assists	10	Brittané Russell, vs. Manhattan (1/11/10)
Had 12+ Assists	13	Becky Zak, vs. Siena (1/5/06)
Had 15+ Assists	15	Tricia Breznitsky, at Siena (1/28/00)

### BLOCKS

Had 4+ Blocks	5	<b>Ella Väättänen, vs. Marist (2/12/22)</b>
Had 5+ Blocks	5	<b>Ella Väättänen, vs. Marist (2/12/22)</b>
Had 6+ Blocks	6	<b>Rhay Porter, vs. Niagara (1/9/22)</b>

### STEALS

Had 4+ Steals	4	<b>Cheyenne Stubbs, vs. Siena (1/29/22)</b>
Had 5+ Steals	8	<b>Cheyenne Stubbs, vs. Quinnipiac (1/27/22)</b>
Had 6+ Steals	8	<b>Cheyenne Stubbs, vs. Quinnipiac (1/27/22)</b>
Had 7+ Steals	8	<b>Cheyenne Stubbs, vs. Quinnipiac (1/27/22)</b>
Had 8+ Steals	8	<b>Cheyenne Stubbs, vs. Quinnipiac (1/27/22)</b>
Had 9+ Steals	9	Brittané Russell, vs. Colgate (11/12/07)
Had 10+ Steals	10	Mimi LaMagna, vs. Siena (1/12/96)

### MINUTES PLAYED

Played Entire Game	40:00	D'Jhai Patterson-Ricks, vs. Quinnipiac (3/7/20)
Played 40+ Minutes		<b>41:20, Shaunae Brown, at Fairfield (2/5/22)</b> <b>40:13, Erika Joseph, at Fairfield (2/5/22)</b>
Played 45+ Minutes	50:10	Sara Hinriksdóttir, at St. Bonaventure (11/13/18)
	48:13	Shannon Conely, at St. Bonaventure (11/13/18)

### FOULS

Fouled Out		<b>Dani Haskell, at Iona (2/3/22)</b>
Two Players Foul Out		Saliah Serrette, Anndea Zeigler, vs. Rider (2/18/18)
Three Players Foul Out		Laura Buetow, Jessie Lamparski, Megan Lyte, vs. Loyola (Md.) (3/4/06)

*Bold denotes occurred during 2021-22 season*



# 2021-22 CANISIUS WOMEN'S BASKETBALL GAME NOTES

## 2021-22 CANISIUS WOMEN'S BASKETBALL COACHING AND SUPPORT STAFF



**SAHAR NUSSEIBEH**  
HEAD COACH

### COACHING HISTORY

2009-11	Cincinnati (Graduate Assistant)
2011-13	Holy Cross (Assistant Coach)
2013-16	Bowling Green (Assistant Coach)
2016-19	Manhattan (Associate Head Coach)
2019-21	Miami (Ohio) (Defensive Coordinator)
2021-Present	Canisius (Head Coach)

### PLAYING HISTORY

2006-09	American
---------	----------

### YEAR-BY-YEAR RECORD

Year	School	Overall	MAAC
2021-22	Canisius	4-20 (.167)	2-13 (.133)
<b>Overall</b>		<b>4-20 (.167)</b>	<b>2-13 (.133)</b>

### NUSSEIBEH'S MILESTONES

Accolade	Date	Opponent	Result
1st Win	11/20/21	vs. Colgate	W, 61-58
1st Division I Win	11/20/21	vs. Colgate	W, 61-58
1st Home Win	11/20/21	vs. Colgate	W, 61-58
1st MAAC Win	1/29/22	vs. Siena	W, 81-78

### NUSSEIBEH'S PHILOSOPHY

#### FEET IN

Fully committed with two feet in and being present in the moment

#### ARMS OUT

Reaching out to help one another — whether on campus or in the community

#### EYES UP

Confidence and presence. It's how you carry yourself and respect one another

**SAHAR NUSSEIBEH** was officially named the 10th head coach in Canisius women's basketball program history on July 23, 2021. A long-time assistant coach with 12 years of Division I coaching experience, Nusseibeh takes over the Canisius program after spending the previous two seasons (2019-20, 2020-21) at Miami University where she also held the title of defensive coordinator.


As the defensive coordinator at Miami University in Oxford, Ohio, Nusseibeh was responsible for developing and implementing all aspects of team and individual defensive concepts. She also worked on game planning the team's defensive strategies and was in charge of all defensive play calls and in-game adjustments during timeouts and in-game action. Prior to joining the Redhawks' staff, she spent three seasons (2016-17 through 2018-19) as the associate head coach, recruiting coordinator and defensive coordinator at Manhattan College in Riverdale, N.Y.

In her time at Manhattan, Nusseibeh played a key role in recruiting and coaching five All-MAAC selections, two MAAC All-Rookie Team honorees and the 2019 MAAC Women's Defensive Player of the Year. One of the Women's Basketball Coaches Association's (WBCA) "Thirty Under 30" honorees in 2016, Nusseibeh led the Jaspers' defensive efforts which saw Manhattan rank among the top-five in the MAAC in scoring defense, blocked shots and turnovers forced in three-straight seasons. In her final year at Manhattan, the Jaspers ranked 17th nationally in scoring defense (56.3 points per game allowed), while ranking in the top-100 nationally in field goal percentage defense (75th), steals per game (76th), blocked shots per game (63rd) and turnovers forced (79th).

Nusseibeh was a part of the Bowling Green coaching staff for three seasons (2013-14 through 2015-16) and helped lead the Falcons to a 2013-14 Mid-American Conference regular season crown after the team went 30-5 overall and 17-1 in league play. She recruited and coached five All-MAC honorees, including an All-America selection, and she played a key role in helping Bowling Green earn three-straight WBCA Top-25 Team Academic Awards. Nusseibeh began her collegiate coaching career as a graduate assistant at Cincinnati, where she was the video coordinator, academic liaison and assisted in coaching the post players. She then spent two seasons at Holy Cross as an assistant coach where she also handled video operations and worked with the posts. Prior to beginning her collegiate coaching career, Nusseibeh completed internships with the WNBA's Atlanta Dream (2007) and Washington Mystics (2009), and worked with USA Basketball on preparing the U19 World University Games teams for competitions in Thailand and Serbia.

A member of the 2006 Patriot League All-Rookie Team, Nusseibeh played 116 career games at American, where she won a pair of league regular season titles as a member of the Eagles' program. She was a member of the program when it made a pair of WNIT appearances, the first two postseason berths in program history.

Nusseibeh earned her undergraduate degree in international relations/international business from American in 2009 and then went on to earn her MBA from Cincinnati in 2011.



### JARED ZEIDMAN

#### 1st season



Zeidman joined Nusseibeh's coaching staff after spending the previous nine seasons as the associate head coach and recruiting coordinator at Union College in Schenectady, N.Y. Prior to his tenure at Union, Zeidman spent three seasons at Buffalo on the staff of then-Bulls and current Canisius men's basketball head coach **REGGIE WITHERSPOON**. Zeidman graduated from Quinnipiac in 2008 with a degree in media studies before earning his master's in student affairs administration from Buffalo in 2011.

### BEN LOBER

#### 2nd season



Lober is currently in his second season with the Canisius women's basketball program, serving as the team's Academic and Operations coach. Prior to arriving on Main Street, Lober was a student manager on the Michigan State women's basketball team for the 2018-19 season before being appointed the head manager for the 2019-20 season. Lober graduated from Michigan State in 2020 with a degree in economics.

### TAYLOR KENNEY

#### 2nd season at Canisius, 1st with program



Kenney is in her second season at Canisius on the athletic training staff and in her first season with the women's basketball program. She served as the trainer for Canisius' men's soccer and club sports teams during the 2020-21 season. A graduate of SUNY Cortland, during her undergraduate studies, Kenney was an athletic training student with the school's football, men's and women's soccer, field hockey and men's lacrosse programs. She graduated with an athletic training degree from SUNY Cortland in 2019.

### KRISTA BEECHY

#### 1st season



Beechy joined Canisius' staff after a five-year tenure at Furman. In her role with the Paladins' women's program, she was responsible for aiding recruiting, scouting and player development. Prior to Furman, she spent three years at Kent State as its Director of Basketball Operations. A 2010 graduate of Grove City College with a business management degree, she received her master's in business administration with a finance concentration from Winthrop in 2014.



# 2021-22 CANISIUS WOMEN'S BASKETBALL GAME NOTES

## SHAUNAE BROWN (SHAW-NAY)

JUNIOR • GUARD • 5-5 • TORONTO, ONTARIO • J. ADDISON

### 2021-22 SEASON STATS

PPG	RPG	APG	FG%	3-FG%	FT%
7.7	2.4	2.2	33.2	33.3	55.6

### LAST APPEARANCE — VS. MARIST (2/12/22)

MIN	PTS	FG	FT	3-FG	AST
27:40	6	2-8	1-4	1-4	3

### 2021-22 • JUNIOR SEASON

• Logged career-high seven rebounds in MAAC opener against Saint Peter's (Dec. 19) ... six assists at Duquesne (Dec. 1), tying single-game best ... scored go-ahead basket with 13 seconds left in victory over Colgate (Nov. 20) ... netted career-high 16 points at St. Bonaventure (Nov. 17)

### 2020-21 • SOPHOMORE SEASON

• Started all five games during the pandemic-shortened season ... scored career-high 13 points, grabbed five boards and played 38 minutes at Marist (Dec. 12) ... averaged team-leading 36.8 minutes played per contest

### 2019-20 • FRESHMAN SEASON

• Played in 29 games, starting seven ... scored season-high 11 points on 5-for-8 shooting at Quinnipiac (Jan. 18) ... played season-high 28 minutes, going 3-of-4 from 3-point range at Iona (Feb. 27)

### BEFORE CANISIUS

• Played one season at J. Addison, averaged 16 points, six rebounds, five assists and two steals per game

### PERSONAL

• Born Aug. 31, 2001 ... majoring in human services

### 2021-22 SEASON STATS

OPPONENT	GS	MP	FG-A	PCT	3P-PA	PCT	FT-A	PCT	O-D-T	PF	A	TO	BLK	STL	PTS
at Buffalo (11/9)	*	31:24	1-11	.091	0-2	.000	0-0	—	2-0-2	2	2	4	0	0	2
at Binghamton (11/13)	*	25:58	2-10	.200	1-3	.333	0-0	—	1-2-3	4	1	8	0	2	5
at St. Bonaventure (11/17)	*	31:44	6-15	.400	3-8	.375	1-2	.500	0-2-2	0	3	1	0	2	16
COLGATE (11/20)	*	34:27	5-15	.333	1-7	.143	2-2	1.000	0-5-5	2	4	1	0	0	13
DETROIT MERCY (11/23)	*	16:15	1-5	.200	0-2	.000	0-0	—	0-0-0	0	2	2	0	0	2
ROBERT MORRIS (11/27)	*	32:25	1-6	.167	1-4	.250	1-4	.250	0-0-0	0	2	0	0	0	4
at Duquesne (12/1)	*	30:49	4-7	.571	3-5	.600	0-0	—	2-3-5	2	6	2	0	0	11
YOUNGSTOWN ST. (12/8)	*	35:33	3-8	.375	0-1	.000	2-4	.500	0-1-1	2	2	5	0	0	8
at UAlbany (12/15)	*	28:41	0-6	.000	0-5	.000	0-0	—	0-1-1	1	1	6	0	1	0
SAINT PETER'S (12/19)	*	32:19	4-10	.400	2-3	.667	3-4	.750	1-6-7	1	4	4	0	0	13
MANHATTAN (12/21)	*	24:10	5-10	.500	1-5	.200	0-0	—	0-2-2	1	3	1	0	0	11
NIAGARA (1/9)	*	31:15	2-8	.250	0-3	.000	2-3	.667	0-1-1	2	4	2	0	0	6
RIDER (1/13)	*	28:06	2-7	.286	0-2	.000	0-0	—	0-4-4	2	1	1	0	1	4
FAIRFIELD (1/15)	*	21:58	2-6	.333	2-3	.667	0-0	—	0-1-1	0	0	5	0	0	6
at Saint Peter's (1/20)	*	32:33	4-8	.500	4-6	.667	0-0	—	0-1-1	1	4	1	0	1	12
at Monmouth (1/22)	*	27:23	0-5	.000	0-2	.000	0-0	—	0-2-2	1	0	1	0	0	0
at Marist (1/24)	*	29:20	4-12	.333	4-10	.400	0-0	—	0-4-4	2	1	2	1	2	12
QUINNIPAC (1/27)	*	24:59	0-3	.000	0-1	.000	0-0	—	0-0-0	0	1	1	0	0	0
SIENA (1/29)	*	29:03	3-5	.600	3-3	1.000	0-0	—	0-2-2	1	4	2	0	2	9
at Iona (2/3)	*	26:53	2-7	.286	2-4	.500	0-0	—	0-3-3	0	1	2	0	0	6
at Fairfield (2/5)	*	41:20	6-10	.600	2-5	.400	1-2	.500	0-3-3	2	0	2	0	0	15
at Quinnipiac (2/7)	*	33:54	5-13	.385	2-7	.286	2-2	1.000	3-1-4	1	3	0	0	2	14
MONMOUTH (2/10)	*	33:58	4-10	.400	1-4	.250	0-0	—	1-1-2	3	2	2	0	1	9
MARIST (2/12)	*	27:40	2-8	.250	1-4	.250	1-4	.250	1-2-3	2	1	3	0	1	6
at Manhattan (2/17)															
at Rider (2/19)															
at Siena (2/24)															
at Niagara (2/26)															
IONA (3/5)															

### CAREER HONORS

2020-21 MAAC All-Academic Team

### 2021-22 SEASON HIGHS

Points	16	at St. Bonaventure (11/17/21)
Field Goals	6	at St. Bonaventure (11/17/21) at Fairfield (2/5/22)
Field Goal Att.	15 (2x), Last: vs. Colgate (11/20/21)	at Saint Peter's (1/20/22)
3-PT Field Goals	4	at Marist (1/24/22)
3-PT Field Goal Att.	10	at Marist (1/24/22)
Free Throws	3	vs. Saint Peter's (12/19/21)
Free Throw Att.	4 (4x), Last: vs. Marist (2/12/22)	
Rebounds	7	vs. Saint Peter's (12/19/21)
Assists	6	at Duquesne (12/1/21)
Blocks	1	at Marist (1/24/22)
Steals	2 (5x), Last: at Quinnipiac (2/7/22)	

### CAREER HIGHS

Points	16	at St. Bonaventure (11/17/21)
Field Goals	6	at St. Bonaventure (11/17/21) at Fairfield (2/5/22)
Field Goal Att.	15 (2x), Last: vs. Colgate (11/20/21)	at Saint Peter's (1/20/22)
3-PT Field Goals	4	at Marist (1/24/22)
3-PT Field Goal Att.	10	at Marist (1/24/22)
Free Throws	3	vs. Saint Peter's (12/19/21)
Free Throw Att.	5	at Saint Peter's (12/19/20)
Rebounds	7	vs. Saint Peter's (12/19/21)
Assists	6 (2x), Last: at Duquesne (12/1/21)	
Blocks	1	at Saint Peter's (12/19/20)
Steals	2 (7x), Last: at Quinnipiac (2/7/22)	

### MISCELLANEOUS

	FR	SO	JR	TOTAL
Double-Doubles	—	—	—	—
10+ Points	—	3	9	13
20+ Points	—	—	—	—
5+ Rebounds	—	1	3	4
10+ Rebounds	—	—	—	—
5+ Assists	—	1	1	2
2+ 3-PT Field Goals	1	3	10	14
2+ Steals	—	2	5	7
2+ Blocks	—	—	—	—
Led Team in Points	—	1	6	7
Led Team in Rebs.	—	1	1	2
Led Team in Assists	2	1	8	11
Led Team in Steals	—	2	4	6
Led Team in Blocks	—	1	—	1

### BROWN'S CAREER YEAR-BY-YEAR STATISTICS

SEASON	GP	GS	MIN	AVG	FG	FGA	PCT	3-FG	3-FGA	PCT	FT	FTA	PCT	OFF	DEF	TOT	AVG	PF	FO	AST	TO	BLK	STL	PTS	AVG
2019-20	29	7	430	14.8	38	98	.388	10	33	.303	0	0	.000	2	29	31	1.1	23	0	23	30	0	2	86	3.0
2020-21	5	5	184	36.8	17	53	.321	9	26	.346	5	9	.556	1	14	15	3.0	7	0	18	12	1	4	48	9.6
2021-22	24	24	712	29.7	68	205	.332	33	99	.333	15	27	.556	11	47	58	2.4	32	0	52	58	1	15	184	7.7
TOTALS	58	36	1326	22.9	123	356	.346	52	158	.329	20	36	.556	14	90	104	1.8	62	0	93	100	2	21	318	5.5



# 2021-22 CANISIUS WOMEN'S BASKETBALL GAME NOTES

## LYDIA GATTOZZI (GUH-TOE-ZEE)

FRESHMAN • GUARD • 5-10 • CHARDON, OHIO • BEAUMONT

### 2021-22 SEASON STATS

PPG	RPG	APG	FG%	3-FG%	FT%
5.8	2.2	0.6	38.2	26.3	70.0

### LAST APPEARANCE — VS. MARIST (2/12/22)

MIN	PTS	FG	FT	REB	AST
10:49	0	0-0	0-0	1	0

### 2021-22 • FRESHMAN SEASON

• Recorded season-highs in points (17) and rebounds (7) in first collegiate start against Niagara (Jan. 9) ... named MAAC Rookie of the Week after scoring then-season-high 15 points at Duquesne (Dec. 1) ... logged first multi-steal performance vs. Colgate (Nov. 20)

### BEFORE CANISIUS

• Played four seasons for Beaumont School earning four varsity letters ... Beaumont's all-time leading scorer with 1,496 points ... chosen to Division II All-Ohio Honorable Mention teams following freshman and sophomore campaigns for the Blue Streaks ... selected as a Division II All-Ohio Special Mention members at the conclusion of her junior and senior seasons

### PERSONAL

• Born Oct. 11, 2002 ... daughter of Nick and Stefani Gattozzi ... has a brother, Nick ... father played football at Allegheny College ... majoring in journalism

### 2021-22 SEASON STATS

OPPONENT	GS	MP	FG-A	PCT	3P-PA	PCT	FT-A	PCT	O-D-T	PF	A	TO	BLK	STL	PTS
at Buffalo (11/9)		28:33	2-8	.250	1-4	.250	0-2	.000	2-1-3	2	1	2	0	0	5
at Binghamton (11/13)		20:11	2-8	.250	0-1	.000	1-2	.500	0-3-3	1	0	3	0	0	5
at St. Bonaventure (11/17)		20:54	2-5	.400	0-1	.000	4-4	1.000	0-0-0	1	0	1	0	0	8
COLGATE (11/20)		24:39	3-10	.300	0-2	.000	2-3	.667	0-2-2	0	2	0	0	2	8
DETROIT MERCY (11/23)		19:55	0-4	.000	0-1	.000	2-2	1.000	0-2-2	0	2	3	0	0	2
ROBERT MORRIS (11/27)		16:24	1-5	.200	0-1	.000	1-2	.500	1-3-4	2	0	0	0	0	3
at Duquesne (12/1)		23:05	6-12	.500	3-7	.429	0-0	—	2-2-4	3	1	4	2	0	15
YOUNGSTOWN ST. (12/8)		24:29	3-8	.375	1-3	.333	2-2	1.000	2-1-3	3	0	0	0	0	9
at UAlbany (12/15)		18:57	1-6	.167	0-3	.000	0-0	—	0-1-1	3	1	1	1	1	2
SAINT PETER'S (12/19)		17:08	4-7	.571	2-4	.500	2-2	1.000	1-1-2	0	0	1	0	0	12
MANHATTAN (12/21)		18:52	1-1	1.000	1-1	1.000	4-6	.667	0-0-0	1	1	3	0	1	7
NIAGARA (1/9)	*	35:36	6-11	.545	0-1	.000	5-6	.833	4-3-7	4	1	3	0	0	17
RIDER (1/13)		15:09	1-4	.250	0-2	.000	0-0	—	0-2-2	1	1	2	0	0	2
FAIRFIELD (1/15)		18:22	1-3	.333	0-1	.000	0-0	—	1-0-1	1	2	1	0	0	2
at Saint Peter's (1/20)		19:30	0-2	.000	0-1	.000	2-2	1.000	0-1-1	1	1	4	0	1	2
at Monmouth (1/22)		9:48	1-4	.250	0-0	—	1-1	1.000	2-1-3	0	0	1	0	0	3
at Marist (1/24)		18:15	2-4	.500	1-2	.500	1-1	1.000	1-2-3	1	0	2	0	0	6
QUINNIPIAC (1/27)		12:59	0-1	.000	0-0	—	0-0	—	0-1-1	1	0	2	0	0	0
SIENA (1/29)		17:37	4-7	.571	0-1	.000	4-7	.571	0-1-1	2	2	3	0	0	12
at Iona (2/3)		19:44	3-4	.750	0-0	—	1-1	1.000	0-2-2	1	0	4	0	1	7
at Fairfield (2/5)		15:24	3-3	1.000	0-0	—	0-1	.000	0-3-3	0	0	1	0	1	6
at Quinnipiac (2/7)		17:47	1-6	.167	1-2	.500	3-6	.500	1-1-2	1	0	1	0	0	6
MONMOUTH (2/10)		10:01	0-0	—	0-0	—	0-0	—	1-1-2	1	0	0	0	0	0
MARIST (2/12)		10:49	0-0	—	0-0	—	0-0	—	0-1-1	0	0	1	0	0	0
at Manhattan (2/17)															
at Rider (2/19)															
at Siena (2/24)															
at Niagara (2/26)															
IONA (3/5)															

### CAREER HONORS

MAAC Rookie of the Week (Dec. 6, 2021)

### SEASON / CAREER HIGHS

Points	17	vs. Niagara (1/9/22)
Field Goals	6	at Duquesne (12/1/21)
Field Goal Att.	12	vs. Niagara (1/9/22)
3-PT Field Goals	3	at Duquesne (12/1/21)
3-PT Field Goal Att.	7	at Duquesne (12/1/21)
Free Throws	5	vs. Niagara (1/9/22)
Free Throw Att.	7	vs. Siena (1/29/22)
Rebounds	7	vs. Niagara (1/9/22)
Assists	2 (4x), Last: vs. Siena (1/29/22)	
Blocks	2	at Duquesne (12/1/21)
Steals	2	vs. Colgate (11/20/21)

### MISCELLANEOUS

	FR	TOTAL
Double-Doubles	—	—
10+ Points	4	4
20+ Points	—	—
5+ Rebounds	1	1
10+ Rebounds	—	—
5+ Assists	—	—
2+ 3-PT Field Goals	2	2
2+ Steals	1	1
2+ Blocks	1	1
Led Team in Points	1	1
Led Team in Rebs.	—	—
Led Team in Assists	1	1
Led Team in Steals	2	2
Led Team in Blocks	2	2

### GATTOZZI'S CAREER YEAR-BY-YEAR STATISTICS

SEASON	GP	GS	MIN	AVG	FG	FGA	PCT	3-FG	3-FGA	PCT	FT	FTA	PCT	OFF	DEF	TOT	AVG	PF	FO	AST	TO	BLK	STL	PTS	AVG
2021-22	24	1	454	18.9	47	123	.382	10	38	.263	35	50	.700	18	35	53	2.2	30	0	15	43	3	7	139	5.8
TOTALS	24	1	454	18.9	47	123	.382	10	38	.263	35	50	.700	18	35	53	2.2	30	0	15	43	3	7	139	5.8



# 2021-22 CANISIUS WOMEN'S BASKETBALL GAME NOTES

## ELLA VÄÄTÄNEN

(VAH-TA-NIHN)

GRADUATE STUDENT • FORWARD • 6-1 • TUUSULA, FINLAND • MÄKELÄNRINNE / LIU

### 2021-22 SEASON STATS

PPG	RPG	BPG	FG%	3-FG%	FT%
3.5	2.9	1.2	27.4	28.6	35.7

### LAST APPEARANCE — VS. MARIST (2/12/22)

MIN	PTS	FG	3-FG	REB	BLK
15:26	3	1-5	1-3	1	5

### 2021-22 • GRADUATE SEASON

• Blocked career-high five shots vs. Marist (Feb. 12) ... hauled in career-high nine rebounds at Fairfield (Feb. 5) ... established career-high for 3-pointers made (3) at Iona (Feb. 3) ... tied season-high two assists against Fairfield (Jan. 15) ... scored 10 points against Niagara (Jan. 9), recording second 10-point game of career

### 2020-21 • SENIOR SEASON

• Appeared in all five games, making two starts during pandemic-shortened season ... finished with 13 points, three blocks and two steals

### BEFORE CANISIUS

• Played three seasons at Long Island University, logging 81 games played (27 starts) with the Sharks ... attended Mäkelänrinne High School in Helsinki and played club basketball at Helsinki Basketball Academy

### PERSONAL

• Born Dec. 5, 1997 ... daughter of Jari and Aija Väättänen ... has a brother, Arttu ... received her bachelor's degree in communications ... currently pursuing her master's in sport administration

### 2021-22 SEASON STATS

OPPONENT	GS	MP	FG-A	PCT	3P-PA	PCT	FT-A	PCT	O-D-T	PF	A	TO	BLK	STL	PTS
at Buffalo (11/9)	*	14:40	0-5	.000	0-2	.000	0-0	—	0-3-3	4	1	2	0	0	0
at Binghamton (11/13)	*	28:08	0-3	.000	0-1	.000	0-0	—	2-3-5	2	1	1	0	2	0
at St. Bonaventure (11/17)	*	21:25	2-5	.400	1-3	.333	0-0	—	2-1-3	2	0	3	1	0	5
COLGATE (11/20)	*	15:04	1-3	.333	1-3	.333	0-0	—	0-2-2	2	1	2	0	1	3
DETROIT MERCY (11/23)	*	12:32	1-3	.333	1-3	.333	0-2	.000	0-2-2	1	0	0	0	0	3
ROBERT MORRIS (11/27)	*	23:00	1-3	.333	0-2	.000	0-0	—	0-0-0	1	1	1	1	1	2
at Duquesne (12/1)	*	23:35	1-5	.200	0-2	.000	0-0	—	1-2-3	1	1	0	1	1	2
YOUNGSTOWN ST. (12/8)	*	21:40	2-3	.667	0-1	.000	1-4	.250	2-2-4	5	0	3	2	0	5
at UAlbany (12/15)	*	25:21	3-7	.429	2-5	.400	0-0	—	1-1-2	2	2	2	1	0	8
SAINT PETER'S (12/19)	*	24:57	1-6	.167	0-2	.000	0-0	—	2-0-2	1	1	3	2	2	2
MANHATTAN (12/21)	*	25:54	0-4	.000	0-3	.000	2-3	.667	1-3-4	2	0	3	3	2	2
NIAGARA (1/9)	*	29:34	4-9	.444	2-4	.500	0-1	.000	1-3-4	4	0	2	1	1	10
RIDER (1/13)	*	28:05	2-8	.250	0-3	.000	1-2	.500	1-4-5	4	0	2	3	1	5
FAIRFIELD (1/15)	*	21:38	0-6	.000	0-0	—	0-0	—	1-2-3	1	2	1	1	0	0
at Saint Peter's (1/20)	*	11:58	0-3	.000	0-2	.000	0-0	—	0-0-0	2	0	1	0	0	0
at Monmouth (1/22)		12:06	0-1	.000	0-1	.000	0-0	—	0-1-1	0	0	2	0	0	0
at Marist (1/24)		24:23	1-5	.200	1-4	.250	0-0	—	1-0-1	1	1	0	0	0	3
QUINNIPAC (1/27)	*	22:54	2-8	.250	2-4	.500	0-0	—	0-5-5	2	0	2	4	1	6
SIENA (1/29)	*	19:38	2-3	.667	1-1	1.000	0-0	—	4-1-5	4	1	0	0	1	5
at Iona (2/3)	*	26:12	3-5	.600	3-4	.750	0-0	—	1-1-2	3	0	2	1	2	9
at Fairfield (2/5)	*	18:46	2-4	.500	2-4	.500	0-0	—	1-8-9	4	0	2	1	0	6
at Quinnipiac (2/7)	*	16:53	0-4	.000	0-3	.000	1-2	.500	0-2-2	0	0	1	1	0	1
MONMOUTH (2/10)	*	19:44	2-5	.400	1-3	.333	0-0	—	1-1-2	3	0	0	0	0	5
MARIST (2/12)	*	15:26	1-5	.200	1-3	.333	0-0	—	1-0-1	2	0	2	5	0	3
at Manhattan (2/17)															
at Rider (2/19)															
at Siena (2/24)															
at Niagara (2/26)															
IONA (3/5)															

### 2021-22 SEASON HIGHS

Points	10	vs. Niagara (1/9/22)
Field Goals	4	vs. Niagara (1/9/22)
Field Goal Att.	9	vs. Niagara (1/9/22)
3-PT Field Goals	3	at Iona (2/3/22)
3-PT Field Goal Att.	5	at UAlbany (12/15/21)
Free Throws	2	vs. Manhattan (12/21/21)
Free Throw Att.	4	vs. Youngstown State (12/8/21)
Rebounds	9	at Fairfield (2/5/22)
Assists	2	at UAlbany (12/15/21)
Blocks	5	vs. Fairfield (1/15/22)
Steals	2	vs. Marist (2/12/22)
		(4x), Last: at Iona (2/3/22)

### CAREER HIGHS

Points	11	vs. UC Irvine (11/23/18)*
Field Goals	5	vs. UC Irvine (11/23/18)*
Field Goal Att.	12	at Grand Canyon (11/24/18)*
3-PT Field Goals	3	at Iona (2/3/22)
3-PT Field Goal Att.	5 (3x), Last: at UAlbany (12/15/21)	
Free Throws	2 (6x), Last: vs. Manhattan (12/21/21)	
Free Throw Att.	4 (3x), Last: vs. Ytown State (12/8/21)	
Rebounds	9	at Fairfield (2/5/22)
Assists	3 (3x), Last: vs. Sacred Heart (2/18/19)*	
Blocks	5	vs. Marist (2/12/22)
Steals	3	vs. Mount St. Mary's (2/11/19)*

Note: \* - Denotes career highs set at LIU

### MISCELLANEOUS

	FR	SO	JR	SR	GR	TOT
Double-Doubles	—	—	—	—	—	—
10+ Points	—	1	—	—	1	2
20+ Points	—	—	—	—	—	—
5+ Rebounds	1	5	—	—	5	11
10+ Rebounds	—	—	—	—	—	—
5+ Assists	—	—	—	—	—	—
2+ 3-PT Field Goals	1	2	—	—	5	8
2+ Steals	3	7	1	—	4	15
2+ Blocks	2	7	2	—	6	17
Led Team in Points	—	—	—	—	—	—
Led Team in Rebs.	—	1	—	—	1	2
Led Team in Assists	—	—	—	—	1	1
Led Team in Steals	2	4	—	1	3	10
Led Team in Blocks	2	10	4	2	9	27

Shaded columns denote seasons at LIU

### VÄÄTÄNEN'S CAREER YEAR-BY-YEAR STATISTICS

SEASON	GP	GS	MIN	AVG	FG	FGA	PCT	3-FG	3-FGA	PCT	FT	FTA	PCT	OFF	DEF	TOT	AVG	PF	FO	AST	TO	BLK	STL	PTS	AVG
2017-18	30	2	295	9.8	13	55	.236	6	33	.182	3	11	.273	13	19	32	1.1	36	0	4	28	8	13	35	1.2
2018-19	29	22	687	23.7	40	121	.331	11	55	.200	11	24	.458	19	56	75	2.6	70	0	19	48	25	20	102	3.5
2019-20	22	3	199	9.1	14	43	.326	0	10	.000	4	5	.800	9	13	22	1.0	28	0	7	15	7	7	32	1.5
2020-21	5	2	106	21.2	6	22	.273	1	8	.125	0	0	.000	3	8	11	2.2	15	0	0	9	3	2	13	2.6
2021-22	24	22	504	21.0	31	113	.274	18	63	.286	5	14	.357	23	47	70	2.9	53	1	12	37	28	15	85	3.5
TOTALS	110	51	1791	16.3	104	354	.294	36	169	.213	23	54	.426	67	143	210	1.9	202	1	42	137	71	57	267	2.4

Gray shaded lines denote time spent at LIU



# 2021-22 CANISIUS WOMEN'S BASKETBALL GAME NOTES



## SEASON / CAREER HIGHS

Points	
Field Goals	
Field Goal Att.	
3-PT Field Goals	
3-PT Field Goal Att.	
Free Throws	
Free Throw Att.	
Rebounds	
Assists	
Blocks	
Steals	

## MISCELLANEOUS

	FR	SO	TOT
Double-Doubles			
10+ Points			
20+ Points			
5+ Rebounds			
10+ Rebounds			
5+ Assists			
2+ 3-PT Field Goals			
2+ Steals			
2+ Blocks			
Led Team in Points			
Led Team in Rebs.			
Led Team in Assists			
Led Team in Steals			
Led Team in Blocks			

Shaded columns denote seasons at Rhode Island

# GIANA HERNANDEZ-BOULDEN

SOPHOMORE • GUARD • 6-1 • HAMILTON, N.J. • TRENTON CATHOLIC ACADEMY / RHODE ISLAND

## 2021-22 SEASON STATS

PPG	RPG	APG	FG%	3-FG%	FT%
—	—	—	—	—	—

## LAST APPEARANCE — NONE

MIN	PTS	FG	3-FG	REB	AST
—	—	—	—	—	—

## BEFORE CANISIUS

• Started 2020-21 season at West Virginia before transferring to Rhode Island ... averaged 11 points and seven rebounds during senior campaign at Trenton Catholic Academy, aiding team to Mercer County Tournament Championship title ... 2020 McDonald's All-American Game nominee ... 59th-ranked guard in class of 2020 by ESPN ... Named *The Trentonian* Player of the Year in 2020 and was two-time All-Area First Team nominee ... aided Trenton Catholic Academy to three consecutive Mercer County Championship game appearances ... represented Puerto Rico in 2017 FIBA Under-16 America's Women's Basketball Championship in Argentina, averaging 6.4 points and 4.6 rebounds in five games

## PERSONAL

• Born Sept. 20, 2002 ... majoring in strategic communication

## 2021-22 SEASON STATS

OPPONENT	GS	MP	FG-A	PCT	3P-PA	PCT	FT-A	PCT	O-D-T	PF	A	TO	BLK	STL	PTS
at Buffalo (11/9)							---	DID NOT PLAY (NOT ON ROSTER)	---						
at Binghamton (11/13)							---	DID NOT PLAY (NOT ON ROSTER)	---						
at St. Bonaventure (11/17)							---	DID NOT PLAY (NOT ON ROSTER)	---						
COLGATE (11/20)							---	DID NOT PLAY (NOT ON ROSTER)	---						
DETROIT MERCY (11/23)							---	DID NOT PLAY (NOT ON ROSTER)	---						
ROBERT MORRIS (11/27)							---	DID NOT PLAY (NOT ON ROSTER)	---						
at Duquesne (12/1)							---	DID NOT PLAY (NOT ON ROSTER)	---						
YOUNGSTOWN ST. (12/8)							---	DID NOT PLAY (NOT ON ROSTER)	---						
at UAlbany (12/15)							---	DID NOT PLAY (NOT ON ROSTER)	---						
SAINT PETER'S (12/19)							---	DID NOT PLAY (NOT ON ROSTER)	---						
MANHATTAN (12/21)							---	DID NOT PLAY (NOT ON ROSTER)	---						
NIAGARA (1/9)							---	DID NOT PLAY (NOT ON ROSTER)	---						
RIDER (1/13)							---	DID NOT PLAY (NOT ON ROSTER)	---						
FAIRFIELD (1/15)							---	DID NOT PLAY (NOT ON ROSTER)	---						
at Saint Peter's (1/20)							---	DID NOT PLAY (NOT ON ROSTER)	---						
at Monmouth (1/22)							---	DID NOT PLAY (NOT ON ROSTER)	---						
at Marist (1/24)							---	DID NOT PLAY (NOT ON ROSTER)	---						
QUINNIPIAC (1/27)							---	DID NOT PLAY (INELIGIBLE DUE TO NCAA TRANSFER REGULATIONS)	---						
SIENA (1/29)							---	DID NOT PLAY (INELIGIBLE DUE TO NCAA TRANSFER REGULATIONS)	---						
at Iona (2/3)							---	DID NOT PLAY (INELIGIBLE DUE TO NCAA TRANSFER REGULATIONS)	---						
at Fairfield (2/5)							---	DID NOT PLAY (INELIGIBLE DUE TO NCAA TRANSFER REGULATIONS)	---						
at Quinnipiac (2/7)							---	DID NOT PLAY (INELIGIBLE DUE TO NCAA TRANSFER REGULATIONS)	---						
MONMOUTH (2/10)							---	DID NOT PLAY (INELIGIBLE DUE TO NCAA TRANSFER REGULATIONS)	---						
MARIST (2/12)							---	DID NOT PLAY (INELIGIBLE DUE TO NCAA TRANSFER REGULATIONS)	---						
at Manhattan (2/17)															
at Rider (2/19)															
at Siena (2/24)															
at Niagara (2/26)															
IONA (3/5)															

## HERNANDEZ-BOULDEN'S CAREER YEAR-BY-YEAR STATISTICS

SEASON	GP	GS	MIN	AVG	FG	FGA	PCT	3-FG	3-FGA	PCT	FT	FTA	PCT	OFF	DEF	TOT	AVG	PF	FO	AST	TO	BLK	STL	PTS	AVG
2020-21														--- DID NOT PLAY ---											
2021-22	0	0	0	0.0	0	0	.000	0	0	.000	0	0	.000	0	0	0	0.0	0	0	0	0	0	0	0	0.0
TOTALS	0	0	0	0.0	0	0	.000	0	0	.000	0	0	.000	0	0	0	0.0	0	0	0	0	0	0	0	0.0

Gray shaded lines denote time spent at Rhode Island



# 2021-22 CANISIUS WOMEN'S BASKETBALL GAME NOTES



## HANNAH DOLAN

(DOH-LIN)

• GUARD • 5-10 • WILLIAMSVILLE, N.Y. • WILLIAMSVILLE SOUTH / NORTHFIELD MOUNT HERMON

### 2021-22 SEASON STATS

PPG	RPG	APG	FG%	3-FG%	FT%
—	—	—	—	—	—

### LAST APPEARANCE — NONE

MIN	PTS	FG	3-FG	REB	AST
—	—	—	—	—	—

### BEFORE CANISIUS

• Attended Northfield Mount Hermon for a post-grad year after playing five seasons at Williamsville South High School ... named an All-Western New York selection following her senior year in 2019-20 after logging 14 points, six assists, 3.8 steals and 3.3 rebounds per game

### PERSONAL

• Born March 14, 2002 ... daughter of Michael and Kristen Dolan, both of whom are Canisius alumni ... has two brothers, Graham and Greg, and a sister, Gretchen ... mother played basketball at Canisius from 1987-91 ... brother, Greg, is currently on Cornell's men's basketball team ... currently enrolled in pathfinders

### SEASON / CAREER HIGHS

Points	—
Field Goals	—
Field Goal Att.	—
3-PT Field Goals	—
3-PT Field Goal Att.	—
Free Throws	—
Free Throw Att.	—
Rebounds	—
Assists	—
Blocks	—
Steals	—

### MISCELLANEOUS

	FR	TOTAL
Double-Doubles	—	—
10+ Points	—	—
20+ Points	—	—
5+ Rebounds	—	—
10+ Rebounds	—	—
5+ Assists	—	—
2+ 3-PT Field Goals	—	—
2+ Steals	—	—
2+ Blocks	—	—
Led Team in Points	—	—
Led Team in Rebs.	—	—
Led Team in Assists	—	—
Led Team in Steals	—	—
Led Team in Blocks	—	—

### 2021-22 SEASON STATS

OPPONENT	GS	MP	FG-A	PCT	3P-PA	PCT	FT-A	PCT	O-D-T	PF	A	TO	BLK	STL	PTS
at Buffalo (11/9)									---	DID NOT PLAY (INJURED)	---				
at Binghamton (11/13)									---	DID NOT PLAY (INJURED)	---				
at St. Bonaventure (11/17)									---	DID NOT PLAY (INJURED)	---				
COLGATE (11/20)									---	DID NOT PLAY (INJURED)	---				
DETROIT MERCY (11/23)									---	DID NOT PLAY (INJURED)	---				
ROBERT MORRIS (11/27)									---	DID NOT PLAY (INJURED)	---				
at Duquesne (12/1)									---	DID NOT PLAY (INJURED)	---				
YOUNGSTOWN ST. (12/8)									---	DID NOT PLAY (INJURED)	---				
at UAlbany (12/15)									---	DID NOT PLAY (INJURED)	---				
SAINT PETER'S (12/19)									---	DID NOT PLAY (INJURED)	---				
MANHATTAN (12/21)									---	DID NOT PLAY (INJURED)	---				
NIAGARA (1/9)									---	DID NOT PLAY (INJURED)	---				
RIDER (1/13)									---	DID NOT PLAY (INJURED)	---				
FAIRFIELD (1/15)									---	DID NOT PLAY (INJURED)	---				
at Saint Peter's (1/20)									---	DID NOT PLAY (INJURED)	---				
at Monmouth (1/22)									---	DID NOT PLAY (INJURED)	---				
at Marist (1/24)									---	DID NOT PLAY (INJURED)	---				
QUINNIPIAC (1/27)									---	DID NOT PLAY (INJURED)	---				
SIENA (1/29)									---	DID NOT PLAY (INJURED)	---				
at Iona (2/3)									---	DID NOT PLAY (INJURED)	---				
at Fairfield (2/5)									---	DID NOT PLAY (INJURED)	---				
at Quinnipiac (2/7)									---	DID NOT PLAY (INJURED)	---				
MONMOUTH (2/10)									---	DID NOT PLAY (INJURED)	---				
MARIST (2/12)									---	DID NOT PLAY (INJURED)	---				
at Manhattan (2/17)									---	DID NOT PLAY (INJURED)	---				
at Rider (2/19)									---	DID NOT PLAY (INJURED)	---				
at Siena (2/24)									---	DID NOT PLAY (INJURED)	---				
at Niagara (2/26)									---	DID NOT PLAY (INJURED)	---				
IONA (3/5)									---	DID NOT PLAY (INJURED)	---				

### DOLAN'S CAREER YEAR-BY-YEAR STATISTICS

SEASON	GP	GS	MIN	AVG	FG	FGA	PCT	3-FG	3-FGA	PCT	FT	FTA	PCT	OFF	DEF	TOT	AVG	PF	FO	AST	TO	BLK	STL	PTS	AVG
2021-22	0	0	0	0.0	0	0	.000	0	0	.000	0	0	.000	0	0	0	0.0	0	0	0	0	0	0	0	0.0
TOTAL	0	0	0	0.0	0	0	.000	0	0	.000	0	0	.000	0	0	0	0.0	0	0	0	0	0	0	0	0.0



# 2021-22 CANISIUS WOMEN'S BASKETBALL GAME NOTES



## ATHINA LEXA (UH-THEEN-UH LEHK-SUH)

FRESHMAN • GUARD • 5-9 • THESSALONIKI, GREECE • HELLENIC COLLEGE OF THESSALONIKI

### 2021-22 SEASON STATS

PPG	RPG	APG	FG%	3-FG%	FT%
6.9	2.4	1.1	42.3	26.7	66.7

### LAST APPEARANCE — VS. MARIST (2/12/22)

MIN	PTS	FG	3-FG	REB	STL
29:57	26	9-17	3-7	5	2

### 2021-22 • FRESHMAN SEASON

• Scored 10+ points in 7 of last 10 ... established season-highs in points (26), field goals made (9), 3-pointers made (3) and free throws made (5) against Marist (Feb. 12); also matched season-high for steals for fourth time against Marist ... seven rebounds vs. Monmouth (Feb. 10), her most this season ... has matched season-high for assists on three occasions, recently vs. Siena (Jan. 29)

### BEFORE CANISIUS

• Played four seasons for Hellenic College of Thessaloniki prior to arriving at Canisius ... averaged 20 points per game in her prep career ... competed with Greek Women's U16 and U18 National Teams at the FIBA European Championships ... participated in training camp with Greek Women's National Team for 2020 Summer Olympics in Tokyo

### PERSONAL

• Born April 3, 2002 ... daughter of Kostas and Natasha Lexa ... has two brothers, Konstantinos and Filipp ... majoring in health and wellness

### 2021-22 SEASON STATS

OPPONENT	GS	MP	FG-A	PCT	3P-PA	PCT	FT-A	PCT	O-D-T	PF	A	TO	BLK	STL	PTS
at Buffalo (11/9)									---	DID NOT PLAY (INJURED)	---				
at Binghamton (11/13)									---	DID NOT PLAY (INJURED)	---				
at St. Bonaventure (11/17)		16:04	1-3	.333	0-1	.000	0-0	—	0-2-2	3	0	6	1	1	2
COLGATE (11/20)		10:13	1-1	1.000	1-1	1.000	2-2	1.000	0-2-2	3	0	2	0	0	5
DETROIT MERCY (11/23)		23:01	1-3	.333	0-2	.000	0-0	—	0-0-0	2	3	1	0	1	2
ROBERT MORRIS (11/27)		10:01	2-2	1.000	0-0	—	0-0	—	0-1-1	2	0	3	0	2	4
at Duquesne (12/1)		20:49	0-3	.000	0-2	.000	0-0	—	0-0-0	0	1	3	0	0	0
YOUNGSTOWN ST. (12/8)		7:47	0-1	.000	0-1	.000	0-0	—	0-1-1	1	0	3	0	0	0
at UAlbany (12/15)		6:48	0-0	—	0-0	—	0-0	—	0-0-0	0	0	0	0	0	0
SAINT PETER'S (12/19)		7:59	0-0	—	0-0	—	0-0	—	0-1-1	3	0	0	0	0	0
MANHATTAN (12/21)		19:27	4-8	.500	1-4	.250	0-2	.000	0-1-1	1	0	4	0	0	9
NIAGARA (1/9)		32:16	2-8	.250	1-4	.250	0-0	—	0-3-3	4	0	1	0	0	5
RIDER (1/13)		6:47	0-1	.000	0-1	.000	0-0	—	0-0-0	1	0	2	0	0	0
FAIRFIELD (1/15)		18:31	2-4	.500	1-1	1.000	0-0	—	0-2-2	1	2	2	0	1	5
at Saint Peter's (1/20)		24:43	6-12	.500	2-6	.333	0-0	—	3-1-4	2	1	2	1	1	14
at Monmouth (1/22)	*	27:19	4-12	.333	1-4	.250	1-2	.500	0-5-5	2	3	2	0	2	10
at Marist (1/24)	*	27:35	3-8	.375	0-2	.000	2-4	.500	0-1-1	3	1	0	0	1	8
QUINNIPIAC (1/27)	*	24:58	4-12	.333	2-6	.333	0-0	—	0-2-2	1	1	6	0	0	10
SIENA (1/29)	*	22:52	3-8	.375	2-3	.667	4-6	.667	1-4-5	3	3	3	0	0	12
at Iona (2/3)	*	29:46	5-8	.625	2-4	.500	2-2	1.000	0-4-4	0	3	2	0	2	14
at Fairfield (2/5)	*	28:56	4-11	.364	0-3	.000	0-0	—	2-1-3	1	1	3	0	1	8
at Quinnipiac (2/7)	*	26:03	1-7	.143	0-4	.000	0-0	—	1-3-4	2	1	4	0	0	2
MONMOUTH (2/10)	*	29:06	8-13	.615	0-4	.000	0-0	—	2-5-7	1	1	2	1	1	16
MARIST (2/12)	*	29:57	9-17	.529	3-7	.429	5-6	.833	0-5-5	3	2	3	0	2	26
at Manhattan (2/17)															
at Rider (2/19)															
at Siena (2/24)															
at Niagara (2/26)															
IONA (3/5)															

### SEASON / CAREER HIGHS

Points	26	vs. Marist (2/12/22)
Field Goals	9	vs. Marist (2/12/22)
Field Goal Att.	17	vs. Marist (2/12/22)
3-PT Field Goals	3	vs. Marist (2/12/22)
3-PT Field Goal Att.	7	vs. Marist (2/12/22)
Free Throws	5	vs. Marist (2/12/22)
Free Throw Att.	6	vs. Siena (1/29/22)
Rebounds	7	vs. Monmouth (2/10/22)
Assists	3	(3x), Last: vs. Siena (1/29/22)
Blocks	1	(3x), Last: vs. Monmouth (2/10/22)
Steals	2	(4x), Last: vs. Marist (2/12/22)

### MISCELLANEOUS

	FR	TOTAL
Double-Doubles	—	—
10+ Points	7	7
20+ Points	1	1
5+ Rebounds	4	4
10+ Rebounds	—	—
5+ Assists	—	—
2+ 3-PT Field Goals	5	5
2+ Steals	4	4
2+ Blocks	—	—
Led Team in Points	4	4
Led Team in Rebs.	1	1
Led Team in Assists	3	3
Led Team in Steals	5	5
Led Team in Blocks	1	1

### LEXA'S CAREER YEAR-BY-YEAR STATISTICS

SEASON	GP	GS	MIN	AVG	FG	FGA	PCT	3-FG	3-FGA	PCT	FT	FTA	PCT	OFF	DEF	TOT	AVG	PF	FO	AST	TO	BLK	STL	PTS	AVG
2021-22	22	9	451	20.5	60	142	.423	16	60	.267	16	24	.667	9	44	53	2.4	39	0	23	54	3	15	152	6.9
TOTALS	22	9	451	20.5	60	142	.423	16	60	.267	16	24	.667	9	44	53	2.4	39	0	23	54	3	15	152	6.9



# 2021-22 CANISIUS WOMEN'S BASKETBALL GAME NOTES



## XANTHIPPI KARATASIOU

(ZAN-THIPP-EE CARE-UH-TAAS-YOU)

FRESHMAN • GUARD • 5-9 • KATERINI, GREECE • HIGH SCHOOL OF KONTARIOTISSA

### 2021-22 SEASON STATS

PPG	RPG	APG	FG%	3-FG%	FT%
0.0	0.5	0.0	—	—	—

### LAST APPEARANCE — AT BINGHAMTON (11/13/21)

MIN	PTS	FG	3-FG	REB	STL
0:07	0	0-0	0-0	0	0

### 2021-22 • FRESHMAN SEASON

- Recorded a steal and a rebound in her collegiate debut at Buffalo (Nov. 9)

### BEFORE CANISIUS

- Played five seasons of club basketball with Pierikos Arhelaos ... participated in the Panhellenic Tournament on three occasions ... competed with the U16 Greek National Team at the FIBA European Championship ... a three-time participant at Greece's U18 Championship

### PERSONAL

- Born June 3, 2003 ... daughter of Asterios Karatasios and Georgia Katsara ... has one brother, Angelos Karatasios, who plays soccer professionally with Diagoras in Greece's Super League 2 ... majoring in sports & exercise health care

### 2021-22 SEASON STATS

OPPONENT	GS	MP	FG-A	PCT	3P-PA	PCT	FT-A	PCT	O-D-T	PF	A	TO	BLK	STL	PTS
at Buffalo (11/9)		17:54	0-0	---	0-0	---	0-0	---	0-1-1	3	0	2	0	1	0
at Binghamton (11/13)		0:07	0-0	---	0-0	---	0-0	---	0-0-0	1	0	0	0	0	0
at St. Bonaventure (11/17)									---						
COLGATE (11/20)									---						
DETROIT MERCY (11/23)									---						
ROBERT MORRIS (11/27)									---						
at Duquesne (12/1)									---						
YOUNGSTOWN ST. (12/8)									---						
at UAlbany (12/15)									---						
SAINT PETER'S (12/19)									---						
MANHATTAN (12/21)									---						
NIAGARA (1/9)									---						
RIDER (1/13)									---						
FAIRFIELD (1/15)									---						
at Saint Peter's (1/20)									---						
at Monmouth (1/22)									---						
at Marist (1/24)									---						
QUINNIPIAC (1/27)									---						
SIENA (1/29)									---						
at Iona (2/3)									---						
at Fairfield (2/5)									---						
at Quinnipiac (2/7)									---						
MONMOUTH (2/10)									---						
MARIST (2/12)									---						
at Manhattan (2/17)									---						
at Rider (2/19)									---						
at Siena (2/24)									---						
at Niagara (2/26)									---						
IONA (3/5)									---						

### SEASON / CAREER HIGHS

Points	—	—
Field Goals	—	—
Field Goal Att.	—	—
3-PT Field Goals	—	—
3-PT Field Goal Att.	—	—
Free Throws	—	—
Free Throw Att.	—	—
Rebounds	1	at Buffalo (11/9/21)
Assists	—	—
Blocks	—	—
Steals	1	at Buffalo (11/9/21)

### MISCELLANEOUS

	FR	TOTAL
Double-Doubles	—	—
10+ Points	—	—
20+ Points	—	—
5+ Rebounds	—	—
10+ Rebounds	—	—
5+ Assists	—	—
2+ 3-PT Field Goals	—	—
2+ Steals	—	—
2+ Blocks	—	—
Led Team in Points	—	—
Led Team in Rebs.	—	—
Led Team in Assists	—	—
Led Team in Steals	—	—
Led Team in Blocks	—	—

### KARATASIOU'S CAREER YEAR-BY-YEAR STATISTICS

SEASON	GP	GS	MIN	AVG	FG	FGA	PCT	3-FG	3-FGA	PCT	FT	FTA	PCT	OFF	DEF	TOT	AVG	PF	FO	AST	TO	BLK	STL	PTS	AVG
2021-22	2	0	18	9.0	0	0	.000	0	0	.000	0	0	.000	0	1	1	1.0	4	0	0	2	0	1	0	0.0
TOTAL	2	0	18	9.0	0	0	.000	0	0	.000	0	0	.000	0	1	1	1.0	4	0	0	2	0	1	0	0.0



# 2021-22 CANISIUS WOMEN'S BASKETBALL GAME NOTES

## DANI HASKELL (HASS-KULL)

SOPHOMORE • GUARD • 5-6 • FRANKLINVILLE, N.Y. • FRANKLINVILLE

### 2021-22 SEASON STATS

PPG	RPG	APG	FG%	3-FG%	FT%
13.8	4.0	2.8	36.2	29.9	84.6

### LAST APPEARANCE — VS. MARIST (2/12/22)

MIN	PTS	FG	3-FG	REB	AST
35:19	13	5-16	1-8	6	5

### 2021-22 • SOPHOMORE SEASON

• Career-high six assists at Iona (Feb. 3) ... scored 24 points vs. Siena (Jan. 29), while tying single-game high for 3-pointers (5) ... set career highs in points (27) and steals (4) vs. Niagara (Jan. 9) and matched career-high in rebounds (7)

### 2020-21 • FRESHMAN SEASON

• Started all five games during her rookie season, averaging 34 minutes per contest ... led Canisius in scoring with 56 total points and 11.4 points per game ... opened season with 12-point game against crosstown rival Buffalo (Dec. 6) ... scored season-high 19 points at Marist (Dec. 12) ... nearly perfect at the free-throw line, going 16-for-17 at the charity stripe

### BEFORE CANISIUS

• Played six seasons at Franklinville High School, earning six varsity letters ... concluded high school career with 3,227 points — the second-most by a female in New York State (Caryn Schoff — 1989-95 — 3,548 points at St. Johnsville) ... holds record for most points by a Western New York player (male or female) ... made 467 three-pointers during high school career ... named New York State Class D MVP in 2018 and 2019 and earned First Team honors in 2020 ... three-time All-Western New York honoree, highlighted by Player of the Year honors in 2019 ... four-time Big 30 Player of the Year ... averaged 31.0 points and 6.1 rebounds per contest during senior campaign

### PERSONAL

• Born Sept. 5, 2002 ... daughter of Jeff and Jill Haskell ... has a brother, Josh, and a sister, Ally ... father played college basketball at RIT, mother played basketball at Houghton ... sister plays softball at St. Bonaventure ... majoring in integrated marketing communications

### 2021-22 SEASON STATS

OPPONENT	GS	MP	FG-A	PCT	3P-PA	PCT	FT-A	PCT	O-D-T	PF	A	TO	BLK	STL	PTS
at Buffalo (11/9)	*	30:44	5-14	.357	1-8	.125	2-2	100.0	0-7-7	2	2	8	0	3	13
at Binghamton (11/13)	*	38:05	9-19	.474	2-10	.200	5-6	.833	1-4-5	0	4	9	0	2	25
at St. Bonaventure (11/17)	*	31:59	3-12	.250	1-7	.143	0-2	.000	0-3-3	2	2	2	0	0	7
COLGATE (11/20)	*	29:34	4-12	.333	2-5	.400	0-0	—	0-3-3	2	2	6	0	1	10
DETROIT MERCY (11/23)	*	31:12	5-15	.333	5-12	.417	9-10	.900	2-1-3	2	1	2	0	1	24
ROBERT MORRIS (11/27)	*	35:49	6-16	.375	2-8	.250	4-4	1.000	2-5-7	1	3	1	0	1	18
at Duquesne (12/1)	*	29:22	5-16	.313	0-7	.000	2-2	1.000	1-1-2	2	3	1	0	2	12
YOUNGSTOWN ST. (12/8)	*	24:48	4-6	.667	1-3	.333	5-5	1.000	0-5-5	4	3	2	0	2	14
at UAlbany (12/15)	*	31:30	4-13	.308	2-7	.286	1-1	1.000	1-4-5	0	4	2	0	1	11
SAINT PETER'S (12/19)	*	34:47	3-16	.188	2-10	.200	2-2	1.000	1-1-2	2	2	4	0	0	10
MANHATTAN (12/21)	*	32:30	6-17	.353	4-11	.364	1-2	.500	2-2-4	1	4	3	1	2	17
NIAGARA (1/9)	*	37:57	9-17	.529	4-7	.571	5-8	.625	2-5-7	2	4	7	0	4	27
RIDER (1/13)	*	33:44	3-14	.214	2-8	.250	2-2	1.000	0-1-1	1	3	2	0	0	10
FAIRFIELD (1/15)	*	30:36	4-13	.308	2-8	.250	0-0	—	0-3-3	4	0	2	1	0	10
at Saint Peter's (1/20)	*	29:59	1-6	.167	1-3	.333	2-2	1.000	1-2-3	1	1	4	0	3	5
at Monmouth (1/22)	*	24:39	4-7	.571	3-6	.500	2-2	1.000	0-1-1	4	2	2	0	1	13
at Marist (1/24)	*	22:36	4-7	.571	2-3	.667	0-0	—	2-4-6	2	2	3	0	0	10
QUINNIPIAC (1/27)	*	30:11	3-6	.500	2-3	.667	8-10	.800	1-2-3	2	3	2	0	1	16
SIENA (1/29)	*	29:01	6-10	.600	5-8	.625	7-8	.875	0-3-3	0	5	3	0	2	24
at Iona (2/3)	*	32:01	5-12	.417	1-4	.250	0-0	—	2-4-6	5	6	2	0	1	11
at Fairfield (2/5)	*	36:26	1-9	.111	1-8	.125	2-2	1.000	0-2-2	1	3	3	0	1	5
at Quinnipiac (2/7)	*	30:10	4-10	.400	2-4	.500	2-2	1.000	2-4-6	4	2	2	0	2	12
MONMOUTH (2/10)	*	28:22	5-15	.333	2-9	.222	3-4	.750	0-3-3	3	2	2	0	2	15
MARIST (2/12)	*	35:19	5-16	.313	1-8	.125	2-2	1.000	0-6-6	1	5	1	0	1	13
at Manhattan (2/17)															
at Rider (2/19)															
at Siena (2/24)															
at Niagara (2/26)															
IONA (3/5)															

### 2021-22 SEASON HIGHS

Points	27	vs. Niagara (1/9/22)
Field Goals	9	at Binghamton (11/13/21)
Field Goal Att.	19	vs. Niagara (1/9/22)
3-PT Field Goals	5	at Binghamton (11/13/21)
3-PT Field Goal Att.	12	vs. Detroit Mercy (11/23/21)
Free Throws	9	vs. Siena (1/29/22)
Free Throw Att.	10	vs. Detroit Mercy (11/23/21)
Rebounds	7	vs. Detroit Mercy (11/23/21)
Assists	6	vs. Quinnipiac (1/27/22)
Blocks	1	at Iona (2/3/22)
Steals	4	vs. Manhattan (12/21/21)
		vs. Fairfield (1/15/22)
		vs. Niagara (1/9/22)

### CAREER HIGHS

Points	27	vs. Niagara (1/9/22)
Field Goals	9	at Binghamton (11/13/21)
Field Goal Att.	19	vs. Niagara (1/9/22)
3-PT Field Goals	5	at Binghamton (11/13/21)
3-PT Field Goal Att.	12	vs. Detroit Mercy (11/23/21)
Free Throws	9	vs. Detroit Mercy (11/23/21)
Free Throw Att.	10	vs. Detroit Mercy (11/23/21)
Rebounds	7	vs. Quinnipiac (1/27/22)
Assists	6	at Iona (2/3/22)
Blocks	1	vs. Manhattan (12/21/21)
Steals	4	vs. Fairfield (1/15/22)
		vs. Niagara (1/9/22)

### MISCELLANEOUS

	FR	SO	TOTAL
Double-Doubles	—	—	—
10+ Points	3	21	24
20+ Points	—	4	4
5+ Rebounds	—	10	10
10+ Rebounds	—	—	—
5+ Assists	—	3	3
2+ 3-PT Field Goals	3	16	19
2+ Steals	2	10	12
2+ Blocks	—	—	—
Led Team in Points	3	12	15
Led Team in Rebs.	—	3	3
Led Team in Assists	1	13	14
Led Team in Steals	1	9	10
Led Team in Blocks	—	1	1

### HASKELL'S CAREER YEAR-BY-YEAR STATISTICS

SEASON	GP	GS	MIN	AVG	FG	FGA	PCT	3-FG	3-FGA	PCT	FT	FTA	PCT	OFF	DEF	TOT	AVG	PF	FO	AST	TO	BLK	STL	PTS	AVG
2020-21	5	5	168	33.7	16	58	.276	9	36	.250	16	17	.941	3	10	13	2.6	10	0	12	5	0	5	57	11.4
2021-22	24	24	751	31.3	108	298	.362	50	167	.299	66	78	.846	20	76	96	4.0	48	1	68	75	2	33	332	13.8
TOTALS	29	29	919	31.7	124	356	.348	59	203	.291	82	95	.863	23	86	109	3.8	58	1	80	80	2	38	389	13.4



# 2021-22 CANISIUS WOMEN'S BASKETBALL GAME NOTES



## ÈLIA PÁEZ (EH-LEE-UH PIES)

FRESHMAN • GUARD • 5-9 • SABADELL, SPAIN • ESCOLA PIA SABADELL

### 2021-22 SEASON STATS

PPG	RPG	APG	FG%	3-FG%	FT%
—	—	—	—	—	—

### LAST APPEARANCE — NONE

MIN	PTS	FG	3-FG	REB	AST
—	—	—	—	—	—

### BEFORE CANISIUS

- Played three years of club basketball with Basket Almeda, earning the 2021 Catalonia Championship

### PERSONAL

- Born Sept. 19, 2003 ... daughter of Damia Páez and Eva Freixas ... has two siblings, a brother, Damia, and a sister, Claudia ... majoring in health and wellness

### SEASON / CAREER HIGHS

Points	—
Field Goals	—
Field Goal Att.	—
3-PT Field Goals	—
3-PT Field Goal Att.	—
Free Throws	—
Free Throw Att.	—
Rebounds	—
Assists	—
Blocks	—
Steals	—

### MISCELLANEOUS

	FR	TOTAL
Double-Doubles	—	—
10+ Points	—	—
20+ Points	—	—
5+ Rebounds	—	—
10+ Rebounds	—	—
5+ Assists	—	—
2+ 3-PT Field Goals	—	—
2+ Steals	—	—
2+ Blocks	—	—
Led Team in Points	—	—
Led Team in Rebs.	—	—
Led Team in Assists	—	—
Led Team in Steals	—	—
Led Team in Blocks	—	—

### 2021-22 SEASON STATS

OPPONENT	GS	MP	FG-A	PCT	3P-PA	PCT	FT-A	PCT	O-D-T	PF	A	TO	BLK	STL	PTS
at Buffalo (11/9)									---	DID NOT PLAY (INJURED)					
at Binghamton (11/13)									---	DID NOT PLAY (INJURED)					
at St. Bonaventure (11/17)									---	DID NOT PLAY (INJURED)					
COLGATE (11/20)									---	DID NOT PLAY (INJURED)					
DETROIT MERCY (11/23)									---	DID NOT PLAY (INJURED)					
ROBERT MORRIS (11/27)									---	DID NOT PLAY (INJURED)					
at Duquesne (12/1)									---	DID NOT PLAY (INJURED)					
YOUNGSTOWN ST. (12/8)									---	DID NOT PLAY (INJURED)					
at UAlbany (12/15)									---	DID NOT PLAY (INJURED)					
SAINT PETER'S (12/19)									---	DID NOT PLAY (INJURED)					
MANHATTAN (12/21)									---	DID NOT PLAY (INJURED)					
NIAGARA (1/9)									---	DID NOT PLAY (INJURED)					
RIDER (1/13)									---	DID NOT PLAY (INJURED)					
FAIRFIELD (1/15)									---	DID NOT PLAY (INJURED)					
at Saint Peter's (1/20)									---	DID NOT PLAY (INJURED)					
at Monmouth (1/22)									---	DID NOT PLAY (INJURED)					
at Marist (1/24)									---	DID NOT PLAY (INJURED)					
QUINNIPIAC (1/27)									---	DID NOT PLAY (INJURED)					
SIENA (1/29)									---	DID NOT PLAY (INJURED)					
at Iona (2/3)									---	DID NOT PLAY (INJURED)					
at Fairfield (2/5)									---	DID NOT PLAY (INJURED)					
at Quinnipiac (2/7)									---	DID NOT PLAY (INJURED)					
MONMOUTH (2/10)									---	DID NOT PLAY (INJURED)					
MARIST (2/12)									---	DID NOT PLAY (INJURED)					
at Manhattan (2/17)															
at Rider (2/19)															
at Siena (2/24)															
at Niagara (2/26)															
IONA (3/5)															

### PAEZ'S CAREER YEAR-BY-YEAR STATISTICS

SEASON	GP	GS	MIN	AVG	FG	FGA	PCT	3-FG	3-FGA	PCT	FT	FTA	PCT	OFF	DEF	TOT	AVG	PF	FO	AST	TO	BLK	STL	PTS	AVG
2021-22	0	0	0	0.0	0	0	.000	0	0	.000	0	0	.000	0	0	0	0.0	0	0	0	0	0	0	0	0.0
TOTAL	0	0	0	0.0	0	0	.000	0	0	.000	0	0	.000	0	0	0	0.0	0	0	0	0	0	0	0	0.0



# 2021-22 CANISIUS WOMEN'S BASKETBALL GAME NOTES



## JANE McCAULEY

(MUH-KAHL-LEE)

JUNIOR • GUARD • 5-9 • NEW ROCHELLE, N.Y. • THE URSULINE SCHOOL / VERMONT

### 2021-22 SEASON STATS

PPG	RPG	APG	FG%	3-FG%	FT%
5.5	0.0	0.5	58.3	58.3	50.0

### LAST APPEARANCE — VS. BUCKNELL (11/28/21)

MIN	PTS	FG	3-FG	REB	STL
0:48	0	0-0	0-0	0	0

### BEFORE CANISIUS

• Played three seasons at Vermont, logging 28 games played with the Catamounts, making 40 percent of 3-point attempts (22-of-55) ... shot 38.1 percent from the floor (24-for-63) ... four-year letterwinner at The Ursuline School ... averaged nine points, two rebounds and two assists per game in senior year ... two-time Basketball All-League and All-Section I honoree in 2017-18 and 2018-19 ... also won two Basketball League Championships (2016-17 and 2017-18) ... also was a four-year letterwinner on the softball diamond

### PERSONAL

• Born Oct. 25, 2001 ... majoring in marketing

### 2021-22 SEASON STATS (AT VERMONT)

OPPONENT	GS	MP	FG-A	PCT	3P-PA	PCT	FT-A	PCT	O-D-T	PF	A	TO	BLK	STL	PTS
MERRIMACK (11/9)		4:19	0-1	.000	0-1	.000	0-0	---	0-0-0	0	1	0	0	0	0
vs. American (11/13)									---	DID NOT PLAY (COACH'S DECISION)					
at Marist (11/14)		11:24	5-8	.625	5-8	.625	1-2	.500	0-0-0	1	0	1	0	0	16
at Navy (11/20)									---	DID NOT PLAY (COACH'S DECISION)					
BROWN (11/27)		11:50	2-3	.667	2-3	.667	0-0	---	0-0-0	0	1	1	0	1	6
BUCKNELL (11/28)		0:48	0-0	---	0-0	---	0-0	---	0-0-0	0	0	0	0	0	0
LIU (12/3)									---	DID NOT PLAY (COACH'S DECISION)					
LOYOLA CHICAGO (12/5)									---	DID NOT PLAY (COACH'S DECISION)					
DARTMOUTH (12/8)									---	DID NOT PLAY (COACH'S DECISION)					

### 2021-22 SEASON STATS (AT CANISIUS)

OPPONENT	GS	MP	FG-A	PCT	3P-PA	PCT	FT-A	PCT	O-D-T	PF	A	TO	BLK	STL	PTS
RIDER (1/13)									---	DID NOT PLAY (INELIGIBLE DUE TO NCAA TRANSFER REGULATIONS)					
FAIRFIELD (1/15)									---	DID NOT PLAY (INELIGIBLE DUE TO NCAA TRANSFER REGULATIONS)					
at Saint Peter's (1/20)									---	DID NOT PLAY (INELIGIBLE DUE TO NCAA TRANSFER REGULATIONS)					
at Monmouth (1/22)									---	DID NOT PLAY (INELIGIBLE DUE TO NCAA TRANSFER REGULATIONS)					
at Marist (1/24)									---	DID NOT PLAY (INELIGIBLE DUE TO NCAA TRANSFER REGULATIONS)					
QUINNIPIAC (1/27)									---	DID NOT PLAY (INELIGIBLE DUE TO NCAA TRANSFER REGULATIONS)					
SIENA (1/29)									---	DID NOT PLAY (INELIGIBLE DUE TO NCAA TRANSFER REGULATIONS)					
at Iona (2/3)									---	DID NOT PLAY (INELIGIBLE DUE TO NCAA TRANSFER REGULATIONS)					
at Fairfield (2/5)									---	DID NOT PLAY (INELIGIBLE DUE TO NCAA TRANSFER REGULATIONS)					
at Quinnipiac (2/7)									---	DID NOT PLAY (INELIGIBLE DUE TO NCAA TRANSFER REGULATIONS)					
MONMOUTH (2/10)									---	DID NOT PLAY (INELIGIBLE DUE TO NCAA TRANSFER REGULATIONS)					
MARIST (2/12)									---	DID NOT PLAY (INELIGIBLE DUE TO NCAA TRANSFER REGULATIONS)					
at Manhattan (2/17)															
at Rider (2/19)															
at Siena (2/24)															
at Niagara (2/26)															
IONA (3/5)															

### 2021-22 SEASON HIGHS

Points	16	at Marist (11/14/21)
Field Goals	5	at Marist (11/14/21)
Field Goal Att.	8	at Marist (11/14/21)
3-PT Field Goals	5	at Marist (11/14/21)
3-PT Field Goal Att.	8	at Marist (11/14/21)
Free Throws	1	at Marist (11/14/21)
Free Throw Att.	2	at Marist (11/14/21)
Rebounds	—	—
Assists	1	vs. Merrimack (11/9/21) vs. Brown (11/27/21)
Blocks	—	—
Steals	1	vs. Brown (11/27/21)

Note: \* - Denotes career highs set at Vermont

### CAREER HIGHS

Points	16	at Marist (11/14/21)*
Field Goals	5	at Marist (11/14/21)*
Field Goal Att.	8	at Marist (11/14/21)*
3-PT Field Goals	5	at Marist (11/14/21)*
3-PT Field Goal Att.	8	at Marist (11/14/21)*
Free Throws	1	at Marist (11/14/21)*
Free Throw Att.	2	at Marist (11/14/21)*
Rebounds	2	at Maine (3/4/20)*
Assists	2	vs. Canisius (12/7/19)*
Blocks	—	—
Steals	1	(3x), Last: vs. Brown (11/27/21)*

Note: \* - Denotes career highs set at Vermont

### MISCELLANEOUS

	FR	SO	JR	TOTAL
Double-Doubles	—	—	—	—
10+ Points	—	—	1	1
20+ Points	—	—	—	—
5+ Rebounds	—	—	—	—
10+ Rebounds	—	—	—	—
5+ Assists	—	—	—	—
2+ 3-PT Field Goals	3	—	2	5
2+ Steals	—	—	—	—
2+ Blocks	—	—	—	—
Led Team in Points	—	—	1	1
Led Team in Rebs.	—	—	—	—
Led Team in Assists	—	—	—	—
Led Team in Steals	1	—	—	1
Led Team in Blocks	—	—	—	—

Shaded columns denote seasons at Vermont

### McCAULEY'S CAREER YEAR-BY-YEAR STATISTICS

SEASON	GP	GS	MIN	AVG	FG	FGA	PCT	3-FG	3-FGA	PCT	FT	FTA	PCT	OFF	DEF	TOT	AVG	PF	FO	AST	TO	BLK	STL	PTS	AVG
2019-20	23	0	223	9.7	16	50	.320	14	42	.333	0	0	.000	1	4	5	0.2	14	0	6	6	0	2	46	2.0
2020-21	1	0	4	4.3	1	1	1.000	1	1	1.000	0	0	.000	0	1	1	1.0	0	0	0	1	0	0	3	3.0
2021-22	4	0	28	7.1	7	12	.583	7	12	.583	1	2	.500	0	0	0	0.0	1	0	2	2	0	1	22	5.5
TOTALS	28	0	255	9.1	24	63	.381	22	55	.400	1	2	.500	1	5	6	0.2	15	0	8	9	0	3	71	2.5

Gray shaded lines denote time spent at Vermont



# 2021-22 CANISIUS WOMEN'S BASKETBALL GAME NOTES

## KAYLA JACKSON

SENIOR • FORWARD • 5-11 • ROCHESTER, N.Y. • AQUINAS INSTITUTE / UMBC

### 2021-2 SEASON STATS

PPG	RPG	SPG	FG%	3-FG	FT%
4.8	6.2	1.1	44.7	0-2	47.1

### LAST APPEARANCE — VS. MARIST (2/12/22)

MIN	PTS	FG	3-FG	REB	STL
15:01	1	0-3	1-2	8	1

### 2021-22 • SENIOR SEASON

• Has a steal in 11 of last 13 games played ... first double-digit point total of season against Colgate (Nov. 20), along with seven rebounds and a pair of steals ... had career-high 12 rebounds at St. Bonaventure (Nov. 17)

### 2020-21 • JUNIOR SEASON

• Started all five games during the pandemic-shortened season ... Scored season-high 10 points in Canisius debut against crosstown rival Buffalo (Dec. 6) ... led team with 32 rebounds ... scored first 3-point field goal of her career at Marist (Dec. 11)

### BEFORE CANISIUS

• Was a two-year letterwinner at UMBC, playing in just one season ... recorded 98 points and 93 rebounds in 26 games during freshman campaign ... played four years at Aquinas Institute, helping secure a sectional title ... two-time All-Greater Rochester First Team selection

### PERSONAL

• Born Jan. 17, 2000 ... daughter of Angela Penson ... majoring in psychology

### 2021-22 SEASON STATS

OPPONENT	GS	MP	FG-A	PCT	3P-PA	PCT	FT-A	PCT	O-D-T	PF	A	TO	BLK	STL	PTS
at Buffalo (11/9)	*	14:56	3-4	.750	0-1	.000	0-0	—	1-2-3	1	0	2	0	1	6
at Binghamton (11/13)	*	17:00	3-8	.375	0-1	.000	3-9	.333	4-7-11	2	1	1	0	0	9
at St. Bonaventure (11/17)	*	17:49	0-2	.000	0-0	—	1-2	.500	3-9-12	3	1	1	0	0	1
COLGATE (11/20)	*	17:35	4-5	.800	0-0	—	3-5	.600	3-4-7	3	0	3	0	2	11
DETROIT MERCY (11/23)	*	26:03	3-5	.600	0-0	—	0-4	.000	2-8-10	4	2	5	1	0	6
ROBERT MORRIS (11/27)	*	19:54	1-4	.250	0-0	—	4-6	.667	3-8-11	3	0	3	1	0	6
at Duquesne (12/1)	*	26:37	1-4	.250	0-0	—	0-0	—	0-3-3	3	0	1	0	2	2
YOUNGSTOWN ST. (12/8)	*	16:00	0-1	.000	0-0	—	5-8	.625	0-0-0	0	0	1	1	3	5
at UAlbany (12/15)	*	18:30	3-7	.429	0-0	—	0-0	—	5-3-8	3	0	2	0	1	6
SAINT PETER'S (12/19)	*	18:18	2-5	.400	0-0	—	1-1	1.000	3-2-5	1	0	0	1	3	5
MANHATTAN (12/21)	*	15:30	0-0	—	0-0	—	0-0	—	0-4-4	3	0	0	0	1	0
NIAGARA (1/9)									--- DID NOT PLAY (INACTIVE) ---						
RIDER (1/13)	*	18:41	3-6	.500	0-0	—	1-2	.500	4-4-8	3	0	0	1	1	7
FAIRFIELD (1/15)	*	26:31	3-5	.600	0-0	—	2-4	.500	1-3-4	0	2	3	0	2	8
at Saint Peter's (1/20)	*	22:05	4-7	.571	0-0	—	0-0	—	2-3-5	4	1	1	0	1	8
at Monmouth (1/22)	*	19:01	4-7	.571	0-0	—	0-0	—	2-2-4	3	0	2	0	2	8
at Marist (1/24)	*	14:48	0-0	—	0-0	—	0-2	.000	2-5-7	1	0	2	0	0	0
QUINNIPIAC (1/27)									--- DID NOT PLAY (INJURED) ---						
SIENA (1/29)									--- DID NOT PLAY (INJURED) ---						
at Iona (2/3)									--- DID NOT PLAY (INJURED) ---						
at Fairfield (2/5)									--- DID NOT PLAY (INJURED) ---						
at Quinnipiac (2/7)		9:41	0-0	—	0-0	—	2-4	.500	2-1-3	2	0	0	1	0	2
MONMOUTH (2/10)		16:36	0-3	.000	0-0	—	1-2	.500	1-4-5	1	0	2	2	1	1
MARIST (2/12)		15:01	0-3	.000	0-0	—	1-2	.500	6-2-8	0	1	0	0	1	1
at Manhattan (2/17)															
at Rider (2/19)															
at Siena (2/24)															
at Niagara (2/26)															
IONA (3/5)															

### 2021-22 SEASON HIGHS

Points	11	vs. Colgate (11/20/21)
Field Goals	4 (3x)	Last: at Monmouth (1/22/22)
Field Goal Att.	8	at Binghamton (11/13/21)
3-PT Field Goals	—	—
3-PT Field Goal Att.	1	at Buffalo (11/9/21)
		at Binghamton (11/13/21)
Free Throws	5	vs. Youngstown State (12/8/21)
Free Throw Att.	9	at Binghamton (11/13/21)
Rebounds	12	at St. Bonaventure (11/17/21)
		vs. Detroit Mercy (11/23/21)
Assists	2	vs. Fairfield (1/15/22)
Blocks	2	vs. Monmouth (2/10/22)
Steals	3	vs. Youngstown State (12/8/21)
		vs. Saint Peter's (12/19/21)

### CAREER HIGHS

Points	16	at Morgan State (12/20/18)*
Field Goals	8	at Morgan State (12/20/18)*
Field Goal Att.	10	at Morgan State (12/20/18)*
3-PT Field Goals	1	at Marist (12/11/20)
3-PT Field Goal Att.	1 (5x)	Last: at Binghamton (11/13/21)
Free Throws	5	vs. Youngstown State (12/8/21)
Free Throw Att.	9	at Binghamton (11/13/21)
Rebounds	12	at St. Bonaventure (11/17/21)
Assists	4	vs. Hartford (1/9/19)*
Blocks	2	at Marist (12/11/20)
		vs. Monmouth (2/10/22)
Steals	3 (3x)	Last: vs. Saint Peter's (12/19/21)

Note: \* - Denotes career highs set at UMBC

### MISCELLANEOUS

	FR	SO	JR	SR	TOTAL
Double-Doubles	—	—	—	—	—
10+ Points	2	—	1	1	4
20+ Points	—	—	—	—	—
5+ Rebounds	9	—	4	13	26
10+ Rebounds	1	—	1	4	6
5+ Assists	—	—	—	—	—
2+ 3-PT Field Goals	—	—	—	—	—
2+ Steals	3	—	2	6	11
2+ Blocks	—	—	1	1	2
Led Team in Points	—	—	—	—	—
Led Team in Rebs.	5	—	4	8	17
Led Team in Assists	2	—	—	1	3
Led Team in Steals	4	—	2	6	12
Led Team in Blocks	3	—	3	3	9

Shaded columns denote seasons at UMBC

### JACKSON'S CAREER YEAR-BY-YEAR STATISTICS

SEASON	GP	GS	MIN	AVG	FG	FGA	PCT	3-FG	3-FGA	PCT	FT	FTA	PCT	OFF	DEF	TOT	AVG	PF	FO	AST	TO	BLK	STL	PTS	AVG
2018-19	26	4	309	11.9	43	77	.558	0	0	.000	12	29	.414	42	51	93	3.6	27	0	14	34	4	11	98	3.8
2019-20																									
2020-21	5	5	137	27.4	10	21	.476	1	3	.333	6	15	.400	9	23	32	6.4	14	1	8	8	4	4	27	5.4
2021-22	19	16	351	18.5	34	76	.447	0	2	.000	24	51	.471	44	74	118	6.2	40	0	8	29	8	21	92	4.8
TOTALS	50	25	797	15.9	87	174	.500	1	5	.200	42	95	.442	95	148	243	4.9	81	1	30	71	16	36	217	4.3

Gray shaded lines denote time spent at UMBC



# 2021-22 CANISIUS WOMEN'S BASKETBALL GAME NOTES

## ERIKA JOSEPH

SENIOR • GUARD • 5-8 • TORONTO, ONTARIO • J. ADDISON

### 2021-22 SEASON STATS

PPG	RPG	APG	FG%	3-FG%	FT%
8.4	2.9	1.3	31.3	33.6	61.1

### LAST APPEARANCE — VS. MARIST (2/12/22)

MIN	PTS	FG	3-FG	FT	REB
35:39	12	3-10	2-6	4-4	3

### 2021-22 • SENIOR SEASON

• Scored season-high 16 points vs. Youngstown State (Dec. 8) ... hauled in career-high seven rebounds at Binghamton (Nov. 13)

### 2020-21 • JUNIOR SEASON

• Started all five games during the pandemic-shortened season ... finished season with 41 points, averaging 8.2 points per game

### 2019-20 • SOPHOMORE SEASON

• Started 21 of 26 games played ... averaged 2.2 points and 2.1 rebounds

### 2018-19 • FRESHMAN SEASON

• Appeared in 25 games, making 15 starts

### BEFORE CANISIUS

• Averaged 14 points and 5.0 assists per game during senior season at J. Addison ... named 2016 Defensive Player of the Year and SIAA All-State Second Team ... named class valedictorian and member of the honor roll at J. Addison

### PERSONAL

• Born May 16, 1999 ... has five siblings, two of which play professionally ... brother, Cory, is a 10-year NBA veteran with stops in San Antonio, Toronto, Indiana, Sacramento and Detroit, winning an NBA title in 2014 with San Antonio

### 2021-22 SEASON STATS

OPPONENT	GS	MP	FG-A	PCT	3P-PA	PCT	FT-A	PCT	O-D-T	PF	A	TO	BLK	STL	PTS
at Buffalo (11/9)	*	36:52	5-16	.313	3-7	.429	0-1	.000	2-1-3	1	0	2	0	0	13
at Binghamton (11/13)	*	35:30	3-8	.375	2-3	.667	0-0	—	2-5-7	2	0	0	0	0	8
at St. Bonaventure (11/17)	*	35:08	6-14	.429	2-7	.286	0-2	.000	2-3-5	4	2	0	0	1	14
COLGATE (11/20)	*	36:57	3-9	.333	1-5	.200	1-2	.500	3-2-5	2	2	4	0	1	8
DETROIT MERCY (11/23)	*	36:24	4-6	.667	2-2	1.000	2-4	.500	2-0-2	2	1	4	0	2	12
ROBERT MORRIS (11/27)	*	35:41	1-9	.111	0-4	.000	4-6	.667	0-2-2	1	0	0	0	1	6
at Duquesne (12/1)	*	37:08	4-10	.400	3-7	.429	1-2	.500	2-5-7	2	1	0	0	1	12
YOUNGSTOWN ST. (12/8)	*	36:32	6-8	.750	4-5	.800	0-0	—	0-3-3	1	1	2	0	0	16
at UAlbany (12/15)	*	35:15	4-11	.364	2-6	.333	0-0	—	1-0-1	1	3	1	0	1	10
SAINT PETER'S (12/19)	*	35:02	3-15	.200	2-8	.250	1-2	.500	1-2-3	3	1	2	2	1	9
MANHATTAN (12/21)	*	21:20	3-11	.273	2-2	1.000	1-1	1.000	1-1-2	5	0	2	0	0	9
NIAGARA (1/9)	--- DID NOT PLAY (INACTIVE) ---														
RIDER (1/13)	*	31:14	5-11	.455	3-7	.429	2-2	1.000	0-3-3	3	1	2	0	0	15
FAIRFIELD (1/15)	*	29:10	3-10	.300	0-5	.000	0-0	—	2-0-2	2	1	1	0	0	6
at Saint Peter's (1/20)	*	31:09	2-7	.286	1-2	.500	3-4	.750	0-2-2	3	1	0	0	1	8
at Monmouth (1/22)	*	32:52	1-7	.143	1-4	.250	1-2	.500	1-1-2	2	0	2	0	2	4
at Marist (1/24)	*	33:19	1-7	.143	0-5	.000	0-0	—	0-2-2	3	3	3	0	1	2
QUINNIPAC (1/27)	*	35:28	2-6	.333	1-1	1.000	1-2	.500	0-4-4	3	2	3	0	0	6
SIENA (1/29)	*	35:09	3-9	.333	2-6	.333	0-0	—	0-0-0	1	4	4	0	0	8
at Iona (2/3)	*	33:53	2-11	.182	2-8	.250	0-0	—	0-1-1	1	3	2	0	0	6
at Fairfield (2/5)	*	40:13	2-7	.286	1-3	.333	0-0	—	0-1-1	3	1	1	1	0	5
at Quinnipiac (2/7)	*	28:08	1-6	.167	1-3	.333	0-0	—	2-2-4	3	0	2	0	0	3
MONMOUTH (2/10)	*	32:10	0-6	.000	0-4	.000	1-2	.500	2-1-3	0	1	1	1	1	1
MARIST (2/12)	*	35:39	3-10	.300	2-6	.333	4-4	1.000	0-3-3	1	1	1	0	0	12
at Manhattan (2/17)															
at Rider (2/19)															
at Siena (2/24)															
at Niagara (2/26)															
IONA (3/5)															



### CAREER HONORS

2020-21 MAAC All-Academic Team

### 2021-22 SEASON HIGHS

Points	16	vs. Youngstown State (12/8/21)
Field Goals	6	at St. Bonaventure (11/17/21)
Field Goal Att.	16	at Buffalo (11/9/21)
3-PT Field Goals	4	vs. Youngstown State (12/8/21)
3-PT Field Goal Att.	8	vs. Saint Peter's (12/19/21)
Free Throws	4	(2x), Last: vs. Marist (2/12/22)
Free Throw Att.	6	vs. Robert Morris (11/27/21)
Rebounds	7	at Binghamton (11/13/21)
Assists	4	vs. Siena (1/29/22)
Blocks	2	vs. Saint Peter's (12/19/21)
Steals	2	(3x), Last: at Monmouth (1/22/22)

### CAREER HIGHS

Points	16	vs. Youngstown State (12/8/21)
Field Goals	6	at St. Bonaventure (11/17/21)
Field Goal Att.	16	at Buffalo (11/9/21)
3-PT Field Goals	4	vs. Youngstown State (12/8/21)
3-PT Field Goal Att.	8	at Saint Peter's (12/19/20)
Free Throws	4	(2x), Last: vs. Marist (2/12/22)
Free Throw Att.	6	vs. Robert Morris (11/27/21)
Rebounds	7	(3x), Last: at Duquesne (12/1/21)
Assists	4	vs. Siena (1/29/22)
Blocks	3	vs. Buffalo (12/4/18)
Steals	3	at Saint Peter's (1/12/19)

### MISCELLANEOUS

	FR	SO	JR	SR	TOTAL
Double-Doubles	—	—	—	—	—
10+ Points	—	—	1	8	9
20+ Points	—	—	—	—	—
5+ Rebounds	—	4	1	4	9
10+ Rebounds	—	—	—	—	—
5+ Assists	—	—	—	—	—
2+ 3-PT Field Goals	1	1	2	13	17
2+ Steals	1	—	1	2	4
2+ Blocks	1	—	—	1	2
Led Team in Points	—	—	—	3	3
Led Team in Rebs.	—	1	1	1	3
Led Team in Assists	1	4	1	1	7
Led Team in Steals	1	1	1	2	5
Led Team in Blocks	1	1	2	2	6

### JOSEPH'S CAREER YEAR-BY-YEAR STATISTICS

SEASON	GP	GS	MIN	AVG	FG	FGA	PCT	3-FG	3-FGA	PCT	FT	FTA	PCT	OFF	DEF	TOT	AVG	PF	FO	AST	TO	BLK	STL	PTS	AVG
2018-19	25	15	306	12.3	15	48	.313	6	21	.286	3	4	.750	6	12	18	0.7	22	0	13	18	5	6	39	1.6
2019-20	26	21	513	19.7	20	83	.241	7	32	.219	9	12	.750	25	30	55	2.1	37	0	29	25	1	7	56	2.2
2020-21	5	5	145	28.9	14	40	.350	7	17	.412	6	7	.857	2	9	11	2.2	11	0	8	10	1	5	41	8.2
2021-22	23	23	780	33.9	67	214	.313	37	110	.336	22	36	.611	23	44	67	2.9	49	1	29	39	4	13	193	8.4
TOTALS	79	64	1744	22.1	116	385	.301	57	180	.317	40	59	.678	56	95	151	1.9	119	1	79	92	11	31	329	4.2



# 2021-22 CANISIUS WOMEN'S BASKETBALL GAME NOTES

## CHEYENNE STUBBS (SHY-ANN)

FRESHMAN • GUARD • 5-5 • BRADENTON, FLA. • BRADEN RIVER

### 2021-22 SEASON STATS

PPG	RPG	SPG	FG%	3-FG%	FT%
4.7	1.9	1.2	34.6	38.6	85.0

### LAST APPEARANCE — VS. MARIST (2/12/22)

MIN	PTS	FG	3-FG	REB	STL
12:52	2	1-4	0-2	1	1

### 2021-22 • FRESHMAN SEASON

• Logged season-high seven rebounds and eight steals against Quinnipiac (Jan. 27) ... named MAAC Rookie of the Week on Jan. 9 after posting career highs in points (14) and assists (7) against Niagara (Jan. 9) ... MAAC Co-Rookie of the Week (Dec. 27) after scoring eight points vs. Manhattan (Dec. 21)

### BEFORE CANISIUS

• Played four seasons with Braden River, averaging 22.4 points, four rebounds, four assists and four steals per contest ... logged 20.4 points, 3.2 steals, three assists and 2.7 rebounds per game in her senior year ... earned All-Area and MVP honors, while also being tabbed captain

### PERSONAL

• Born Feb. 6, 2003 in Charlotte, N.C. ... daughter of Darren and Kimberly Stubbs ... has five siblings — three brothers, Michael, Darren Jr., Dawaan, and two sisters, Michon and Kiara ... majoring in sports and exercise health care

### 2021-22 SEASON STATS

OPPONENT	GS	MP	FG-A	PCT	3P-PA	PCT	FT-A	PCT	O-D-T	PF	A	TO	BLK	STL	PTS
at Buffalo (11/9)		12:34	0-2	.000	0-0	—	2-2	1.000	1-0-1	0	1	2	0	1	2
at Binghamton (11/13)		18:08	0-1	.000	0-1	.000	0-0	—	1-0-1	1	1	0	0	1	0
at St. Bonaventure (11/17)		5:14	1-1	1.000	0-0	—	0-0	—	1-0-1	0	0	1	0	0	2
COLGATE (11/20)		11:06	1-4	.250	1-2	.500	0-0	—	0-2-2	0	0	1	0	1	3
DETROIT MERCY (11/23)		20:41	4-6	.667	3-4	.750	2-2	1.000	0-4-4	0	1	2	0	0	13
ROBERT MORRIS (11/27)		10:06	0-2	.000	0-1	.000	0-0	—	1-0-1	0	0	1	0	0	0
at Duquesne (12/1)		8:34	2-3	.667	2-3	.667	0-0	—	0-0-0	1	0	1	0	0	6
YOUNGSTOWN ST. (12/8)		17:12	1-4	.250	1-3	.333	2-2	1.000	1-1-2	0	0	1	0	0	5
at UAlbany (12/15)		17:45	2-3	.667	1-2	.500	2-2	1.000	0-0-0	0	1	1	0	2	7
SAINT PETER'S (12/19)		9:53	0-2	.000	0-2	.000	0-0	—	0-0-0	0	1	0	0	2	0
MANHATTAN (12/21)		22:05	3-6	.500	2-4	.500	0-0	—	1-1-2	1	1	0	0	2	8
NIAGARA (1/9)	*	35:37	5-10	.500	4-6	.667	0-0	—	1-0-1	2	7	2	0	0	14
RIDER (1/13)		20:09	1-5	.200	0-1	.000	0-0	—	0-0-0	0	0	1	1	2	2
FAIRFIELD (1/15)		19:45	0-2	.000	0-1	.000	0-0	—	0-2-2	2	0	3	0	0	0
at Saint Peter's (1/20)		24:44	1-3	.333	0-1	.000	4-4	1.000	1-0-1	1	0	3	0	0	6
at Monmouth (1/22)		24:59	2-7	.286	1-2	.500	0-0	—	0-2-2	2	0	3	1	1	5
at Marist (1/24)		14:28	1-5	.200	1-2	.500	0-0	—	0-2-2	4	0	1	0	0	3
QUINNIPAC (1/27)		29:22	4-8	.500	1-2	.500	0-0	—	1-6-7	2	3	1	0	8	9
SIENA (1/29)		26:47	2-6	.333	2-5	.400	1-2	.500	0-1-1	2	0	1	0	4	7
at Iona (2/3)		16:54	1-4	.250	0-1	.000	0-0	—	1-2-3	2	1	3	0	1	2
at Fairfield (2/5)		17:01	1-3	.333	1-1	1.000	0-0	—	1-3-4	2	1	4	0	0	3
at Quinnipiac (2/7)		23:58	3-9	.333	1-7	.143	2-4	.500	0-3-3	0	0	0	0	2	9
MONMOUTH (2/10)		23:19	1-7	.143	1-4	.250	2-2	1.000	1-3-4	0	1	0	0	0	5
MARIST (2/12)		12:52	1-4	.250	0-2	.000	0-0	—	0-1-1	0	0	0	0	1	2
at Manhattan (2/17)															
at Rider (2/19)															
at Siena (2/24)															
at Niagara (2/26)															
IONA (3/5)															

### CAREER HONORS

MAAC Co-Rookie of the Week (Dec. 27)

MAAC Rookie of the Week (Jan. 9)

### SEASON / CAREER HIGHS

Points	14	vs. Niagara (1/9/22)
Field Goals	5	vs. Niagara (1/9/22)
Field Goal Att.	10	vs. Niagara (1/9/22)
3-PT Field Goals	4	vs. Niagara (1/9/22)
3-PT Field Goal Att.	7	at Quinnipiac (2/7/22)
Free Throws	4	at Saint Peter's (1/20/22)
Free Throw Att.	4	at Saint Peter's (1/20/22)
Rebounds	7	vs. Quinnipiac (1/27/22)
Assists	7	vs. Niagara (1/9/22)
Blocks	1	vs. Rider (1/13/22)
Steals	8	vs. Quinnipiac (1/27/22)

### MISCELLANEOUS

	FR	TOTAL
Double-Doubles	—	—
10+ Points	2	2
20+ Points	—	—
5+ Rebounds	1	1
10+ Rebounds	—	—
5+ Assists	1	1
2+ 3-PT Field Goals	5	5
2+ Steals	7	7
2+ Blocks	—	—
Led Team in Points	—	—
Led Team in Rebs.	1	1
Led Team in Assists	2	2
Led Team in Steals	6	6
Led Team in Blocks	1	1

### STUBBS'S CAREER YEAR-BY-YEAR STATISTICS

SEASON	GP	GS	MIN	AVG	FG	FGA	PCT	3-FG	3-FGA	PCT	FT	FTA	PCT	OFF	DEF	TOT	AVG	PF	FO	AST	TO	BLK	STL	PTS	AVG
2021-22	24	1	443	18.5	37	107	.346	22	57	.386	17	20	.850	12	33	45	1.9	22	0	19	32	2	28	113	4.7
TOTALS	24	1	443	18.5	37	107	.346	22	57	.386	17	20	.850	12	33	45	1.9	22	0	19	32	2	28	113	4.7



# 2021-22 CANISIUS WOMEN'S BASKETBALL GAME NOTES

## RHAY PORTER (RAY)

FRESHMAN • FORWARD • 6-1 • SCOTIA, N.Y. • WILBRAHAM AND MONSON ACADEMY (MASS.)

### 2021-22 SEASON STATS

PPG	RPG	BPG	FG%	3-FG%	FT%
2.7	5.4	1.4	50.0	0-1	31.0

### LAST APPEARANCE — VS. MARIST (2/12/22)

MIN	PTS	FG	FT	REB	BLK
17:17	2	0-1	2-2	9	2

### 2021-22 • FRESHMAN SEASON

• Set Canisius' freshman Division I blocks record with first-quarter block vs. Siena (Jan. 29) ... hauled in season-high 15 rebounds in 18:05 against Rider (Jan. 13), becoming second Div. I player with 15+ rebounds in under 20 minutes (**LOLA PENDANDE** for Miami (Fla.) - 15 reb. in 19:10 vs. Robert Morris on Dec. 12) ... season-highs seven points and six blocks vs. Niagara (Jan. 9) ... secured 5+ rebounds in 14 of last 18 games ... first double-digit rebound game against Colgate (Nov. 20) ... has a block in 15 of 21 career appearances and in 11 of last 15

### BEFORE CANISIUS

• Lettered in basketball for three seasons at Wilbraham and Monson Academy in Massachusetts ... was named team MVP and was a KITS and Dexter South All-Tournament Team selection ... also was selected to the NEPSAC Class C All-Star Game ... averaged 13 points, 13 rebounds, four blocks and two steals per contest over career ... 13.9 points, 12.5 rebounds, 3.5 blocks and two steals per game during senior year ... also was a three-year letterwinner on the volleyball court

### PERSONAL

• Born Aug. 16, 2002 in St. Louis, Missouri ... daughter of Robert and Chaina Porter ... has four siblings — a brother, Dontrevius, and three sisters, Jazlyn, Kennedy and Imani ... majoring in digital media arts

### 2021-22 SEASON STATS

OPPONENT	GS	MP	FG-A	PCT	3P-PA	PCT	FT-A	PCT	O-D-T	PF	A	TO	BLK	STL	PTS
at Buffalo (11/9)	12:23	0-1	.000	0-0	—	1-2	.500	0-1-1	4	1	0	0	0	1	0
at Binghamton (11/13)	15:14	2-3	.667	0-0	—	0-2	.000	2-2-4	3	0	1	1	1	4	0
at St. Bonaventure (11/17)	19:43	2-2	1.000	0-0	—	0-0	—	0-3-3	2	0	1	2	0	4	0
COLGATE (11/20)	20:25	0-1	.000	0-0	—	0-0	—	5-5-10	0	0	0	2	1	0	0
DETROIT MERCY (11/23)	13:57	0-1	.000	0-0	—	0-0	—	1-4-5	3	0	3	1	1	0	0
ROBERT MORRIS (11/27)	16:40	0-1	.000	0-0	—	0-0	—	1-4-5	3	0	0	0	2	0	0
at Duquesne (12/1)	--- DID NOT PLAY (INJURED) ---														
YOUNGSTOWN ST. (12/8)	15:59	1-4	.250	0-0	—	2-4	.500	1-6-7	3	0	2	3	1	4	0
at UAlbany (12/15)	17:13	1-1	1.000	0-0	—	0-0	—	3-3-6	3	1	3	1	0	2	0
SAINT PETER'S (12/19)	19:37	2-2	1.000	0-0	—	0-1	.000	0-4-4	3	0	0	1	0	4	0
MANHATTAN (12/21)	20:12	0-1	.000	0-0	—	0-0	—	3-3-6	2	1	1	1	1	2	0
NIAGARA (1/9)	22:45	3-3	1.000	0-0	—	1-6	.167	4-6-10	5	1	3	6	1	7	0
RIDER (1/13)	18:05	2-5	.400	0-0	—	2-4	.500	7-8-15	1	1	1	2	1	6	0
FAIRFIELD (1/15)	13:29	0-2	.000	0-0	—	0-2	.000	0-2-2	0	1	0	0	0	0	0
at Saint Peter's (1/20)	6:24	0-0	—	0-0	—	0-0	—	0-1-1	2	0	0	1	0	0	0
at Monmouth (1/22)	21:53	2-3	.667	0-0	—	1-4	.250	2-4-6	3	1	1	0	1	5	0
at Marist (1/24)	15:16	0-2	.000	0-0	—	0-0	—	1-4-5	3	1	3	2	0	0	0
QUINNIPAC (1/27)	19:09	3-5	.600	0-0	—	0-0	—	1-2-3	3	0	4	5	0	6	0
SIENA (1/29)	19:53	2-2	1.000	0-0	—	0-2	.000	2-4-6	4	1	4	1	1	4	0
at Iona (2/3)	14:37	0-2	.000	0-0	—	0-0	—	0-3-3	3	1	3	0	2	0	0
at Fairfield (2/5)	26:54	3-4	.750	0-0	—	0-0	—	2-7-9	3	0	5	0	0	6	0
at Quinnipiac (2/7)	13:26	3-3	1.000	0-0	—	0-0	—	3-1-4	1	0	1	2	0	6	0
MONMOUTH (2/10)	6:44	0-3	.000	0-0	—	0-0	—	0-1-1	2	0	0	0	1	0	0
MARIST (2/12)	17:17	0-1	.000	0-1	.000	2-2	1.000	4-5-9	2	0	1	2	0	2	0
at Manhattan (2/17)															
at Rider (2/19)															
at Siena (2/24)															
at Niagara (2/26)															
IONA (3/5)															

### SEASON / CAREER HIGHS

Points	7	vs. Niagara (1/9/22)
Field Goals	3 (4x), Last: at Quinnipiac (2/7/22)	
Field Goal Att.	5	vs. Rider (1/13/22)
3-PT Field Goals	—	vs. Quinnipiac (1/13/22)
3-PT Field Goal Att.	—	
Free Throws	2 (3x), Last: vs. Marist (2/12/22)	
Free Throw Att.	6	vs. Niagara (1/9/22)
Rebounds	15	vs. Rider (1/13/22)
Assists	1 (8x), Last: at Iona (2/3/22)	
Blocks	6	vs. Niagara (1/9/22)
Steals	2 (3x), Last: at Iona (2/3/22)	

### MISCELLANEOUS

	FR	TOTAL
Double-Doubles	—	—
10+ Points	—	—
20+ Points	—	—
5+ Rebounds	12	12
10+ Rebounds	3	3
5+ Assists	—	—
2+ 3-PT Field Goals	—	—
2+ Steals	3	3
2+ Blocks	9	9
Led Team in Points	—	—
Led Team in Rebs.	9	9
Led Team in Assists	—	—
Led Team in Steals	3	3
Led Team in Blocks	12	12

### PORTER'S CAREER YEAR-BY-YEAR STATISTICS

SEASON	GP	GS	MIN	AVG	FG	FGA	PCT	3-FG	3-FGA	PCT	FT	FTA	PCT	OFF	DEF	TOT	AVG	PF	FO	AST	TO	BLK	STL	PTS	AVG
2021-22	23	0	387	16.8	26	52	.500	0	1	.000	9	29	.310	42	83	125	5.4	58	1	10	37	33	15	61	2.7
TOTALS	23	0	387	16.8	26	52	.500	0	1	.000	9	29	.310	42	83	125	5.4	58	1	10	37	33	15	61	2.7



# 2021-22 CANISIUS WOMEN'S BASKETBALL GAME NOTES

## 2021-22 GAME-BY-GAME COMPARISONS

Opponent	1st	2nd	1st H	3rd	4th	2nd H	OT	Score	Mar	FG	FG%	3-FG	3-FG%	FT	FT%	Reb	Mar	Ast	TOs	Block	Steals	Fouls
Canisius	13	4	17	19	6	25	—	42	(60)	16-61	.262	5-24	.208	5-9	.556	32	(22)	8	27	0	6	20
at BUFFALO	25	26	51	24	27	51	—	102		36-74	.486	4-17	.235	26-29	.897	54		18	12	5	19	13
Canisius	8	18	26	18	12	30	—	56	(17)	21-60	.350	5-20	.250	9-19	.474	44	+6	8	23	1	8	16
at BINGHAMTON	12	12	24	18	31	49	—	73		28-62	.452	7-23	.304	10-13	.769	38		16	15	4	11	20
Canisius	18	9	27	19	13	32	—	59	(8)	23-59	.390	7-27	.259	6-12	.500	40	+8	8	17	4	4	17
at ST. BONAVENTURE	14	15	29	15	23	38	—	67		24-56	.429	6-20	.300	13-20	.650	32		7	11	5	5	12
at CANISIUS	17	17	34	8	19	27	—	61	+3	22-60	.367	7-25	.280	10-14	.714	43	+2	11	20	2	9	14
Colgate	13	8	21	12	25	37	—	58		23-67	.343	8-17	.471	4-6	.667	41		9	19	4	4	20
at CANISIUS	14	16	30	14	20	34	—	64	+9	19-48	.396	11-26	.423	15-24	.625	35	(8)	12	24	2	5	14
Detroit Mercy	13	12	25	19	11	30	—	55		21-65	.323	3-14	.214	10-17	.588	43		10	19	3	8	25
at Canisius	8	10	18	14	11	25	—	43	(14)	13-48	.271	3-20	.150	14-22	.636	32	(2)	6	11	2	7	13
ROBERT MORRIS	13	17	30	13	14	27	—	57		21-49	.429	8-17	.471	7-12	.583	34		11	13	1	2	21
Canisius	12	11	23	18	19	37	—	60	(9)	23-60	.383	11-33	.333	3-4	.750	27	(10)	13	13	3	6	14
at DUQUESNE	21	18	39	18	12	30	—	69		27-53	.509	5-18	.278	10-13	.769	37		20	14	5	7	13
at Canisius	8	17	25	18	23	41	—	66	(3)	20-43	.465	7-17	.412	19-29	.655	29	(5)	6	19	6	6	19
YOUNGSTOWN ST.	14	19	33	17	19	36	—	69		26-60	.433	7-23	.304	10-13	.769	34		10	17	1	5	24
Canisius	8	14	22	18	6	24	—	46	(19)	18-54	.333	7-28	.250	3-3	1.000	28	(8)	13	19	3	7	13
at UALBANY	10	19	29	22	14	36	—	65		28-62	.452	2-12	.167	7-11	.636	36		18	12	6	6	8
at Canisius	18	13	31	10	14	24	—	55	(10)	19-63	.302	8-29	.276	9-12	.750	30	(18)	9	16	6	8	14
SAINT PETER'S	13	21	34	20	11	31	—	65		27-59	.458	3-13	.231	8-11	.727	48		16	21	2	6	17
at Canisius	15	15	30	18	15	33	—	63	(22)	22-58	.379	11-30	.367	8-14	.571	31	(11)	10	18	5	10	17
MANHATTAN	15	22	37	31	17	48	—	85		32-64	.500	8-15	.533	13-19	.684	42		17	14	1	12	15
at Canisius	16	18	34	23	16	39	13	86	(1)	31-66	.470	11-25	.440	13-24	.542	36	(15)	17	23	7	6	23
NIAGARA	26	7	33	19	21	40	14	87		32-76	.421	4-15	.267	19-29	.655	51		14	23	2	8	26
at Canisius	9	14	23	14	14	28	—	51	(8)	19-61	.311	5-24	.208	8-12	.667	43	+2	7	14	7	6	16
RIDER	12	11	23	22	14	36	—	59		21-57	.368	6-19	.316	11-20	.550	41		13	12	4	4	11
at Canisius	5	8	13	12	12	24	—	37	(36)	15-51	.294	5-19	.263	2-6	.333	27	(8)	10	18	2	3	11
FAIRFIELD	17	19	36	18	19	37	—	73		30-55	.545	2-11	.182	11-13	.846	35		18	10	2	10	9
Canisius	16	15	31	10	14	24	—	55	(19)	18-48	.375	8-21	.381	11-12	.917	22	(15)	9	17	2	8	17
at SAINT PETER'S	15	21	36	24	14	38	—	74		30-56	.536	4-11	.364	10-15	.667	37		16	13	2	9	17
Canisius	11	15	26	8	14	22	—	48	(12)	18-53	.340	6-19	.316	6-11	.545	28	(6)	6	18	1	9	17
at MONMOUTH	12	13	25	21	14	35	—	60		21-47	.447	6-18	.333	12-15	.800	34		12	20	3	10	13
Canisius	5	19	24	14	6	20	—	44	(13)	16-50	.320	9-28	.321	3-7	.429	33	(8)	9	16	3	4	20
at MARIST	16	11	27	16	14	30	—	57		22-55	.400	5-16	.313	8-18	.444	41		15	10	2	8	11
at Canisius	15	9	24	15	14	29	—	53	(9)	18-49	.367	8-17	.471	9-12	.750	30	(10)	10	23	9	10	16
QUINNIPIAC	16	16	32	14	16	30	—	62		26-65	.400	5-17	.294	5-12	.417	40		16	17	5	6	13
at CANISIUS	17	26	43	23	15	38	—	81	+3	25-50	.500	15-27	.556	16-25	.640	28	+1	20	21	1	10	17
Siena	13	18	31	28	19	47	—	78		29-49	.592	3-8	.375	17-23	.739	27		12	16	5	9	21
Canisius	10	20	30	9	16	25	—	55	(11)	21-53	.396	10-25	.400	3-3	1.000	27	(6)	15	20	1	9	15
at IONA	15	18	33	18	15	33	—	66		29-53	.547	2-11	.182	6-13	.462	33		19	16	3	11	8
Canisius	16	6	22	11	19	30	2	54	(9)	22-51	.431	7-24	.292	3-5	.600	34	+2	6	22	2	3	16
at FAIRFIELD	9	11	20	18	14	32	11	63		22-67	.328	8-25	.320	11-18	.611	32		14	10	3	10	9
Canisius	8	7	15	18	22	40	—	55	(21)	18-58	.310	7-30	.233	12-20	.600	36	(7)	6	13	4	6	14
at QUINNIPIAC	18	16	34	15	27	42	—	76		30-64	.469	4-18	.222	12-14	.857	43		13	9	3	5	18
at Canisius	16	9	25	11	16	27	—	52	(10)	20-62	.323	5-28	.179	7-10	.700	31	(16)	7	11	4	7	14
MONMOUTH	7	12	19	14	29	43	—	62		25-56	.446	2-18	.111	10-18	.556	47		14	19	6	7	11
at CANISIUS	11	12	23	16	26	42	—	65	+4	21-64	.328	8-31	.258	15-20	.750	40	(8)	10	12	7	6	11
Marist	16	14	30	14	17	31	—	61		23-66	.348	3-15	.200	12-17	.706	48		11	15	6	9	16
Canisius																						
at Manhattan																						
Canisius																						
at Rider																						
Canisius																						
at Siena																						
Canisius																						
at Niagara																						
at Canisius																						
Iona																						

Winners listed in ALL CAPS



# 2021-22 CANISIUS WOMEN'S BASKETBALL GAME NOTES

## 2021-22 SPECIALTY STATS

Opponent	POINTS IN PAINT			POINTS OFF TURNOVERS			2ND CHANCE POINTS			FASTBREAK POINTS			BENCH POINTS		
	CAN	OPP	MARGIN	CAN	OPP	MARGIN	CAN	OPP	MARGIN	CAN	OPP	MARGIN	CAN	OPP	MARGIN
at Buffalo (11/9)	18	62	(44)	8	43	(35)	8	19	(11)	4	32	(28)	8	40	(32)
at Binghamton (11/13)	30	40	(10)	10	22	(12)	18	10	+8	0	15	(15)	7	32	(25)
at St. Bonaventure (11/17)	24	30	(6)	5	14	(9)	9	8	+1	6	10	(4)	16	19	(3)
COLGATE (11/20)	26	26	0	10	19	(9)	7	14	(7)	10	4	+6	16	16	0
DETROIT MERCY (11/23)	10	28	(18)	14	22	(8)	14	27	(13)	2	6	(4)	17	24	(7)
ROBERT MORRIS (11/27)	10	22	(12)	4	10	(6)	5	6	(1)	1	2	(1)	7	12	(5)
at Duquesne (12/1)	20	38	(18)	9	20	(11)	6	6	0	3	15	(12)	21	26	(5)
YOUNGSTOWN STATE (12/8)	16	30	(14)	12	19	(7)	10	14	(4)	3	4	(1)	18	25	(7)
at UAlbany (12/15)	22	44	(22)	8	17	(9)	12	11	+1	0	4	(4)	11	32	(21)
SAINT PETER'S (12/19)	18	42	(24)	25	16	+9	3	12	(9)	7	8	(1)	16	20	(4)
MANHATTAN (12/21)	10	40	(30)	10	19	(9)	2	14	(12)	11	23	(12)	24	21	+3
NIAGARA (1/9)	38	52	(14)	13	25	(12)	14	15	(1)	11	4	+7	12	33	(21)
RIDER (1/13)	26	26	0	6	15	(9)	13	6	+7	5	22	(17)	10	11	(1)
FAIRFIELD (1/15)	12	42	(30)	6	26	(20)	5	18	(13)	5	4	+1	7	18	(11)
at Saint Peter's (1/20)	10	46	(36)	10	22	(12)	11	20	(9)	2	11	(9)	22	12	+10
at Monmouth (1/22)	18	26	(8)	8	18	(10)	4	4	0	2	9	(7)	13	16	(3)
at Marist (1/24)	6	30	(24)	7	17	(10)	5	9	(4)	0	6	(6)	12	7	+5
QUINNIPIAC (1/27)	12	30	(18)	15	21	(6)	0	8	(8)	12	9	+3	15	16	(1)
SIENA (1/29)	14	44	(30)	25	26	(1)	16	4	+12	4	8	(4)	23	39	(16)
at Iona (2/3)	18	54	(36)	19	19	0	5	8	(3)	2	8	(6)	9	17	(8)
at Fairfield (2/5)	20	20	0	5	16	(11)	7	11	(4)	2	13	(11)	15	7	+8
at Quinnipiac (2/7)	18	44	(26)	7	16	(9)	14	16	(2)	6	8	(2)	23	13	+10
MONMOUTH (2/10)	20	38	(18)	12	13	(1)	10	14	(4)	6	13	(7)	6	21	(15)
MARIST (2/12)	20	36	(16)	23	16	+7	6	14	(8)	5	12	(7)	5	5	0
at Manhattan (2/17)															
at Rider (2/19)															
at Siena (2/24)															
at Niagara (2/26)															
IONA (3/5)															
<b>AVG/GM — OVERALL</b>	<b>18.2</b>	<b>37.1</b>	<b>(18.9)</b>	<b>11.3</b>	<b>19.6</b>	<b>(8.3)</b>	<b>8.5</b>	<b>12.0</b>	<b>(3.5)</b>	<b>4.5</b>	<b>10.4</b>	<b>(5.9)</b>	<b>13.9</b>	<b>20.1</b>	<b>(6.2)</b>
<b>AVG/GM — MAAC GAMES</b>	<b>17.3</b>	<b>38.0</b>	<b>(20.7)</b>	<b>12.7</b>	<b>19.0</b>	<b>(6.3)</b>	<b>7.7</b>	<b>11.5</b>	<b>(3.9)</b>	<b>5.3</b>	<b>10.5</b>	<b>(5.2)</b>	<b>14.1</b>	<b>17.1</b>	<b>(2.9)</b>



# 2021-22 CANISIUS WOMEN'S BASKETBALL GAME NOTES

## 2021-22 INDIVIDUAL GAME-BY-GAME LEADERS

Opponent	SCORE	W/L	POINTS	REBOUNDS	ASSISTS	STEALS	BLOCKS
at Buffalo (11/9)	42-102	L	13, Erika Joseph Dani Haskell	7, Dani Haskell	2, Shaunae Brown Dani Haskell	3, Dani Haskell	—
at Binghamton (11/13)	56-73	L	25, Dani Haskell	11, Kayla Jackson	4, Dani Haskell	2, Shaunae Brown Ella Väättänen Dani Haskell	1, Rhay Porter
at St. Bonaventure (11/17)	59-67	L	16, Shaunae Brown	12, Kayla Jackson	3, Shaunae Brown	2, Shaunae Brown	2, Rhay Porter
COLGATE (12/20)	61-58	W	13, Shaunae Brown	10, Rhay Porter	4, Shaunae Brown	2, Kayla Jackson Lydia Gattozzi	2, Rhay Porter
DETROIT MERCY (11/23)	64-55	W	24, Dani Haskell	10, Kayla Jackson	3, Athina Lexa	2, Erika Joseph	1, Kayla Jackson Rhay Porter
ROBERT MORRIS (11/27)	43-57	L	18, Dani Haskell	11, Kayla Jackson	3, Dani Haskell	2, Rhay Porter Athina Lexa	1, Ella Väättänen Kayla Jackson
at Duquesne (12/1)	60-69	L	15, Lydia Gattozzi	7, Erika Joseph	6, Shaunae Brown	2, Kayla Jackson Dani Haskell	2, Lydia Gattozzi
YOUNGSTOWN STATE (12/8)	66-69	L	16, Erika Joseph	7, Rhay Porter	3, Dani Haskell	3, Kayla Jackson	3, Rhay Porter
at UAlbany (12/15)	46-65	L	11, Dani Haskell	8, Kayla Jackson	4, Dani Haskell	2, Cheyenne Stubbs	1, Ella Väättänen Lydia Gattozzi Rhay Porter
SAINT PETER'S (12/19)	55-65	L	13, Shaunae Brown	7, Shaunae Brown	4, Shaunae Brown	3, Kayla Jackson	2, Ella Väättänen Erika Joseph
MANHATTAN (12/21)	63-85	L	17, Dani Haskell	6, Rhay Porter	4, Dani Haskell	2, Ella Väättänen Dani Haskell Rhay Porter Cheyenne Stubbs	3, Ella Väättänen
NIAGARA (1/9)	86-87	OTL	27, Dani Haskell	10, Rhay Porter	7, Cheyenne Stubbs	4, Dani Haskell	6, Rhay Porter
RIDER (1/13)	51-59	L	15, Erika Joseph	15, Rhay Porter	3, Dani Haskell	2, Cheyenne Stubbs	3, Ella Väättänen
FAIRFIELD (1/15)	37-73	L	10, Dani Haskell	4, Kayla Jackson	2, Ella Väättänen Kayla Jackson Lydia Gattozzi Athina Lexa	2, Kayla Jackson	1, Ella Väättänen Dani Haskell
at Saint Peter's (1/20)	55-74	L	14, Athina Lexa	5, Kayla Jackson	4, Shaunae Brown	3, Dani Haskell	1, Rhay Porter Athina Lexa
at Monmouth (1/22)	48-60	L	13, Dani Haskell	6, Rhay Porter	3, Athina Lexa	2, Kayla Jackson Athina Lexa Erika Joseph	1, Cheyenne Stubbs
at Marist (1/24)	44-57	L	12, Shaunae Brown	7, Kayla Jackson	3, Erika Joseph	2, Shaunae Brown	2, Rhay Porter
QUINNIPIAC (1/27)	53-62	L	16, Dani Haskell	7, Cheyenne Stubbs	3, Dani Haskell Cheyenne Stubbs	8, Cheyenne Stubbs	5, Rhay Porter
SIENA (1/29)	81-78	W	24, Dani Haskell	6, Rhay Porter	5, Dani Haskell	4, Cheyenne Stubbs	1, Rhay Porter
at Iona (2/3)	55-66	L	14, Athina Lexa	6, Dani Haskell	6, Dani Haskell	2, Ella Väättänen Athina Lexa Rhay Porter	1, Ella Väättänen
at Fairfield (2/5)	54-63	OTL	15, Shaunae Brown	9, Ella Väättänen Rhay Porter	3, Dani Haskell	1, Athina Lexa Dani Haskell Lydia Gattozzi	1, Ella Väättänen Erika Joseph
at Quinnipiac (2/7)	55-76	L	14, Shaunae Brown	6, Dani Haskell	3, Shaunae Brown	2, Shaunae Brown Dani Haskell Cheyenne Stubbs	2, Rhay Porter
MONMOUTH (2/10)	52-62	L	16, Athina Lexa	7, Athina Lexa	2, Shaunae Brown Dani Haskell	2, Dani Haskell	2, Kayla Jackson
MARIST (2/12)	65-61	W	26, Athina Lexa	9, Rhay Porter	5, Dani Haskell	2, Athina Lexa	5, Ella Väättänen
at Manhattan (2/17)							
at Rider (2/19)							
at Siena (2/24)							
at Niagara (2/26)							
IONA (3/5)							



# 2021-22 CANISIUS WOMEN'S BASKETBALL GAME NOTES

## 2021-22 INDIVIDUAL SUPERLATIVES

CATEGORY	CANISIUS	OPPONENT
Points Scored	27, Dani Haskell, vs. Niagara (1/9/22)	28, Chelsea Olson, vs. Youngstown State (12/8/21) Kendrea Williams, at Saint Peter's (1/20/22)
Field Goals Made	9, (3x), Last: Athina Lexa, vs. Marist (2/12/22)	12, (4x), Last: Mikala Morris, at Quinnipiac (2/7/22)
Field Goal Attempts	19, Dani Haskell, at Binghamton (11/13/21)	21, Alexa Brodie, vs. Colgate (11/20/21)
Field Goal Pct. (Min. 5 Made)	.750 (6-8), Erika Joseph, vs. Youngstown State (12/8/21)	.889 (8-9), Precious Johnson, at Duquesne (12/1/21)
Field Goal Pct. (Min. 10 Made)	—	.857 (12-14), Rayshel Brown, vs. Siena (1/29/22) Ketsia Athias, at Iona (2/3/22)
3-Point Field Goals Made	5, Dani Haskell, vs. Detroit Mercy (11/23/21) Dani Haskell, vs. Siena (1/29/22)	4, (5x), Last: Sam Lewis, at Fairfield (2/5/22)
3-Point Field Goal Attempts	12, Dani Haskell, vs. Detroit Mercy (11/23/21)	14, Sam Lewis, at Fairfield (2/5/22)
3-Point FG Pct. (Min. 3 Made)	1.000 (3-3), Shaunae Brown, vs. Siena (1/29/22)	.800 (4-5), Sydney Watkins, vs. Manhattan (12/21/21)
Free Throws Made	9, Dani Haskell, vs. Detroit Mercy (11/23/21)	8, Selena Philoxy, vs. Siena (1/29/22)
Free Throw Attempts	10, Dani Haskell, vs. Detroit Mercy (11/23/21) Dani Haskell, vs. Quinnipiac (1/27/22)	11, Selena Philoxy, vs. Siena (1/29/22) Anabel Ellison, vs. Marist (2/12/22)
Free Throw Pct. (Min. 5 Made)	.900 (9-10), Dani Haskell, vs. Detroit Mercy (11/23/21)	1.000 (5-5), Loren Christie, at Buffalo (11/9/21) Lou Lopez-Sénéchal, vs. Fairfield (1/15/22)
Offensive Rebounds	7, Rhay Porter, vs. Rider (1/13/22)	7, Sydney Faulcon, vs. Niagara (1/9/22)
Defensive Rebounds	9, Kayla Jackson, at St. Bonaventure (11/17/21)	13, Ketsia Athias, at Iona (2/3/22)
Total Rebounds	15, Rhay Porter, vs. Rider (1/13/22)	15, Ketsia Athias, at Iona (2/3/22)
Assists	7, Cheyenne Stubbs, vs. Niagara (1/9/22)	10, Megan McConnell, at Duquesne (12/1/21)
Turnovers	9, Dani Haskell, at Binghamton (11/13/21)	8, Ketsia Athias, at Iona (2/3/22)
Blocked Shots	6, Rhay Porter, vs. Niagara (1/9/22)	3, I'yanna Lops, at St. Bonaventure (11/17/21) Lucia Decortes, at UAlbany (12/15/21)
Steals	8, Cheyenne Stubbs, vs. Quinnipiac (1/27/22)	4, (7x), Last: Trinasia Kennedy, vs. Marist (2/12/22)
Minutes Played	41:20, Shaunae Brown, at Fairfield (2/5/22)	45:00, Rachel Hakes, at Fairfield (2/5/22)

## 2021-22 TEAM SUPERLATIVES

CANISIUS HIGH	CANISIUS LOW	CATEGORY	OPPONENT HIGH	OPPONENT LOW
86, vs. Niagara (1/9/22)	37, vs. Fairfield (1/15/22)	Points	102, at Buffalo (11/9/21)	55, vs. Detroit Mercy (11/23/21)
43, 1st half, vs. Siena (1/29/22)	13, 1st half, vs. Fairfield (1/15/22)	Points in a Half	51, 1st half, at Buffalo (11/9/21) 2nd half, at Buffalo (11/9/21)	19, 1st half, vs. Monmouth (2/10/22)
13, vs. Niagara (1/9/22)	2, at Fairfield (2/5/22)	Points in OT	14, vs. Niagara (1/9/22)	11, at Fairfield (2/5/22)
31, vs. Niagara (1/9/22)	13, vs. Robert Morris (11/27/21)	Field Goals Made	36, at Buffalo (11/9/21)	21, (4x), Last: at Monmouth (1/22/22)
66, vs. Niagara (1/9/22)	43, vs. Youngstown State (12/8/21)	Field Goal Attempts	76, vs. Niagara (1/9/22)	47, at Monmouth (1/22/22)
.500 (25-50), vs. Siena (1/29/22)	.262 (16-61), at Buffalo (11/9/21)	Field Goal Percentage	.592 (29-49), vs. Siena (1/29/22)	.323 (21-65), vs. Detroit Mercy (11/23/21)
15, vs. Siena (1/29/22)	3, vs. Robert Morris (11/27/21)	3-Point Field Goals	8, (4x), Last: at Fairfield (2/5/22)	2, (4x), Last: vs. Monmouth (2/10/22)
33, at Duquesne (12/1/21)	17, vs. Youngstown State (12/8/21) vs. Quinnipiac (1/27/22)	3-Point FG Attempts	25, at Fairfield (2/5/22)	8, vs. Siena (1/29/22)
.556 (15-27), vs. Siena (1/29/22)	.150 (3-20), vs. Robert Morris (11/27/21)	3-Point FG Percentage	.533 (8-15), vs. Manhattan (12/21/21)	.111 (2-18), vs. Monmouth (2/10/22)
19, vs. Youngstown State (12/8/21)	2, vs. Fairfield (1/15/22)	Free Throws Made	26, at Buffalo (11/9/21)	4, vs. Colgate (11/20/21)
29, vs. Youngstown State (12/8/21)	3, at UAlbany (12/15/21) at Iona (2/3/22)	Free Throw Attempts	29, at Buffalo (11/9/21) vs. Niagara (1/9/22)	6, vs. Colgate (11/20/21)
1.000 (3-3), at UAlbany (12/15/21) at Iona (2/3/22)	.333 (2-6), vs. Fairfield (1/15/22)	Free Throw Percentage	.897 (26-29), at Buffalo (11/9/21)	.417 (5-12), vs. Quinnipiac (1/27/22)
17, at Binghamton (11/13/21)	5, at Iona (2/3/22)	Offensive Rebounds	26, vs. Niagara (1/9/22)	5, at Monmouth (1/22/22)
31, vs. Colgate (11/20/21)	13, at Saint Peter's (1/20/22)	Defensive Rebounds	35, at Buffalo (11/9/21)	18, vs. Youngstown State (12/8/21)
44, at Binghamton (11/13/21)	22, at Saint Peter's (1/20/22)	Rebounds	54, at Buffalo (11/9/21)	27, vs. Siena (1/29/22)
23, vs. Niagara (1/9/22)	11, vs. Fairfield (1/15/22) vs. Marist (2/12/22)	Fouls	26, vs. Niagara (1/9/22)	8, at UAlbany (12/15/21) at Iona (2/3/22)
1, (4x), Last: at Iona (2/3/22)	0, (20x), Last: vs. Marist (2/12/22)	Disqualifications	2, vs. Detroit Mercy (11/23/21) vs. Siena (1/29/22)	0, (20x), Last: vs. Marist (2/12/22)
20, vs. Siena (1/29/22)	6, (5x), Last: at Quinnipiac (2/7/22)	Assists	20, at Duquesne (12/1/21)	7, at St. Bonaventure (11/17/21)
27, at Buffalo (11/9/21)	11, vs. Robert Morris (11/27/21) vs. Monmouth (2/10/22)	Turnovers	23, vs. Niagara (1/9/22)	9, at Quinnipiac (2/7/22)
9, vs. Quinnipiac (1/27/22)	0, at Buffalo (11/9/21)	Blocked Shots	6, at UAlbany (12/15/21) vs. Monmouth (2/10/22)	1, (3x), Last: vs. Manhattan (12/21/21)
10, (3x), Last: vs. Siena (1/29/22)	3, vs. Fairfield (1/15/22) at Fairfield (2/5/22)	Steals	19, at Buffalo (11/9/21)	2, vs. Robert Morris (11/27/21)



# 2021-22 CANISIUS WOMEN'S BASKETBALL GAME NOTES

## 2021-22 GAME-BY-GAME LEAD AND DEFICIT BREAKDOWN

OPPONENT	FIRST HALF			SECOND HALF			FINAL SCORE			LARGEST		TIMES TIED	LEAD CHANGES	TIME LED	
	CAN	OPP	MARGIN	CAN	OPP	MARGIN	CAN	OPP	MARGIN	LEAD	DEFICIT			MIN	%
at Buffalo (11/9)	17	51	(34)	25	51	(26)	42	102	(60)	1	60	0	4	1:02	2.6%
at Binghamton (11/13)	26	24	+2	30	49	(19)	56	73	(17)	4	17	11	9	12:22	30.9%
at St. Bonaventure (11/17)	27	29	(2)	32	38	(6)	59	67	(8)	7	8	5	12	18:37	46.5%
COLGATE (11/20)	34	21	+13	27	37	(10)	61	58	+3	16	7	3	1	34:37	86.5%
DETROIT MERCY (11/23)	30	25	+5	34	30	+4	64	55	+9	10	6	3	5	24:29	61.2%
ROBERT MORRIS (11/27)	18	30	(12)	25	27	(2)	43	57	(14)	—	17	1	0	0:00	0.0%
at Duquesne (12/1)	23	39	(16)	37	30	+7	60	69	(9)	—	19	1	0	0:00	0.0%
YOUNGSTOWN STATE (12/8)	25	33	(8)	41	36	+5	66	69	(3)	2	14	2	5	1:06	2.8%
at UAlbany (12/15)	22	29	(7)	24	36	(12)	46	65	(19)	3	21	6	4	5:06	12.8%
SAINT PETER'S (12/19)	31	34	(3)	24	31	(7)	55	65	(10)	7	17	6	2	10:15	25.6%
MANHATTAN (12/21)	30	37	(7)	33	48	(15)	63	85	(22)	3	27	5	6	3:54	9.8%
NIAGARA (1/9)	34	33	+1	39	40	(1)	86	87	(1)	12	11	6	4	22:54	50.9%
RIDER (1/13)	23	23	0	28	36	(8)	51	59	(8)	5	13	4	2	5:12	13.0%
FAIRFIELD (1/15)	13	36	(23)	24	37	(13)	37	73	(36)	1	40	0	1	1:37	4.0%
at Saint Peter's (1/20)	31	36	(5)	24	38	(14)	55	74	(19)	4	23	4	7	6:10	15.4%
at Monmouth (1/22)	26	25	+1	22	35	(13)	48	60	(12)	4	14	3	6	9:45	24.4%
at Marist (1/24)	24	27	(3)	20	30	(10)	44	57	(13)	0	16	0	0	0:00	0.0%
QUINNIPIAC (1/27)	24	32	(8)	29	30	(1)	53	62	(9)	1	13	2	4	1:11	3.0%
SIENA (1/29)	43	31	+12	38	47	(9)	81	78	+3	13	2	2	3	35:47	89.5%
at Iona (2/3)	30	33	(3)	25	33	(8)	55	66	(11)	1	13	2	4	1:17	3.2%
at Fairfield (2/5)	22	20	+2	30	32	(2)	54	63	(9)	7	9	5	8	18:47	41.7%
at Quinnipiac (2/7)	15	34	(19)	40	42	(2)	55	76	(21)	1	26	1	2	0:26	1.1%
MONMOUTH (2/10)	25	19	+6	27	43	(16)	52	62	(10)	11	10	3	7	24:27	61.1%
MARIST (2/12)	23	30	(7)	42	31	+11	65	61	+4	4	13	6	5	2:46	6.9%
at Manhattan (2/17)															
at Rider (2/19)															
at Siena (2/24)															
at Niagara (2/26)															
IONA (3/5)															
<b>AVERAGE PER GAME</b>	<b>25.7</b>	<b>30.5</b>	<b>(4.8)</b>	<b>30.0</b>	<b>37.0</b>	<b>(7.0)</b>	<b>56.3</b>	<b>68.5</b>	<b>(12.2)</b>	<b>5.3</b>	<b>17.3</b>	<b>3.4</b>	<b>4.2</b>	<b>10:04</b>	<b>24.9%</b>
<b>AVG/GM — MAAC GAMES</b>	<b>26.3</b>	<b>30.0</b>	<b>(3.7)</b>	<b>29.7</b>	<b>36.9</b>	<b>(7.2)</b>	<b>56.9</b>	<b>68.5</b>	<b>(11.6)</b>	<b>4.9</b>	<b>16.5</b>	<b>3.3</b>	<b>4.1</b>	<b>9:38</b>	<b>1.6%</b>



## 2021-22 BOX SCORES



102



56

73



67



61



Points from	COL	CAN
Turnovers	19	10
Paint	26	26
Second Chance	14	7
Fast Breaks	4	10
Bench	16	16

Period by Period Scoring						
	1st	2nd	3rd	4th	TOT	
COL	13	8	12	25	58	
CAN	17	17	8	19	61	

# 2021-22 CANISIUS WOMEN'S BASKETBALL GAME NOTES

## 2021-22 BOX SCORES



**GAME #5**  
11/23/21  
vs. Detroit Mercy  
Koessler Athletic  
Center



**GAME #6**  
11/27/21  
vs. Robert Morris  
Koessler Athletic  
Center



Detroit Mercy - 55															Record: 0-5									
NO.	Name	Min	FG M-A	3P M-A	FT M-A	Rebounds OR DR TOT	Fouls PF FF	TP	AS	TO	ST	Blocks BS BA	+/-											
1	Irene Murua	F 35:39	3-11	0-1	4-6	6	6	12	2	6	10	4	2	0	0	1	-8	1 <sup>st</sup> FG%: 6-14 42.9%						
11	Dajia Moses	F 14:58	1-3	0-0	0-0	2	3	5	0	1	2	1	2	0	0	0	-9	3PT%: 1-5 20.0%						
0	Imani McNeal	G 17:02	1-6	0-1	1-2	2	1	3	5	1	3	0	3	1	0	0	-9	FT%: 0-2 0%						
3	Brandi Washington	G 36:44	5-12	3-7	3-4	2	3	5	4	2	16	1	4	0	1	0	-3	2 <sup>nd</sup> FG%: 4-13 30.8%						
10	Sydney Seary	G 14:56	0-4	0-1	0-2	0	1	1	5	1	0	1	0	0	0	0	-13	3PT%: 1-4 25.0%						
23	Monique Pruitt	29:18	7-19	0-2	2-3	2	5	7	4	2	16	0	3	4	2	0	0	3 <sup>rd</sup> FG%: 9-21 42.9%						
24	Tori Powell	21:15	1-3	0-1	0-0	0	0	0	1	1	2	1	2	0	0	0	-3	3PT%: 0-1 0.0%						
5	Sonia Pereda	05:26	0-1	0-0	0-0	0	0	0	0	0	0	0	2	0	0	1	-2	FT%: 1-1 100%						
2	Akylia Baker	19:28	3-5	0-1	0-0	1	3	4	4	0	6	1	1	0	3	0	0	4 <sup>th</sup> FG%: 2-17 11.8%						
55	Lucia Fleita Robles	05:09	0-1	0-0	0-0	0	0	0	0	0	0	1	1	0	0	0	-4	3PT%: 1-4 25.0%						
4	A'Moni Walters	00:05	0-0	0-0	0-0	0	0	0	0	0	0	0	0	0	0	0	-1	FT%: 6-10 60%						
Team						4 2 6						0 0						GM FG%: 21-65 32.3%						
Totals			21-65 3-14 10-17			19 24 43			25 14			55 10			19 8 3 2 -9			3PT%: 3-14 21.4%						
																		FT%: 10-17 58.8%						
																		Technical Fouls: NONE						
																		Dead Ball Rebounds: 5, 1						

Robert Morris - 57															Record: 3-3									
NO.	Name	Min	FG M-A	3P M-A	FT M-A	Rebounds OR DR	Fouls PF FO	TP	AS	TO	ST	Blocks BS BA	4+											
24	Sol Castro	F 34:15	3-9	0-0	2-5	0	4	4	4	8	0	5	0	1	17	1st FG% 5-10 50.0%								
43	Ashya Klopstein	C 23:42	3-4	0-0	4-4	3	5	8	3	3	10	1	0	0	0	3PT% 2-4 50.0%								
12	Nina Augustin	G 25:17	2-6	1-4	0-0	0	1	1	4	1	5	1	1	0	0	FT% 1-4 25%								
22	Esther Castedo	G 36:25	7-13	2-3	1-1	2	3	5	1	2	17	5	2	0	0	2nd FG% 5-11 45.5%								
35	Simone Morris	G 13:35	2-4	1-2	0-0	0	1	1	2	0	5	0	0	0	0	3PT% 3-5 60.0%								
14	Rebecca Dwomoh	03:35	0-0	0-0	0-2	0	1	1	0	1	0	0	0	1	0	FT% 4-4 100%								
2	Mackenzie Amalia	24:22	4-8	4-7	0-0	0	4	4	1	0	12	1	2	0	0	3rd FG% 5-12 41.7%								
44	Alejandra Mastral	16:46	0-1	0-1	0-0	0	0	0	1	1	0	1	1	0	0	3PT% 2-3 66.7%								
11	Natalie Villafior	07:05	0-3	0-0	0-0	0	1	0	1	1	0	1	0	1	0	FT% 1-3 33.3%								
23	Phoenix Gedeon	14:00	0-1	0-0	0-0	0	5	5	3	0	0	1	2	0	0	4th FG% 6-16 37.5%								
4	Danielle Vuletic	00:48	0-0	0-0	0-0	0	0	0	0	1	0	0	0	0	0	3PT% 1-5 20.0%								
Team						2 2 4											FT% 1-1 100%							
Totals			21-49			8-17		7-12		8 26		34		21 13		57 11		13 2 1 2 14		GM FG% 21-49 42.9%				
																				3PT% 8-17 47.1%				
																				FT% 7-12 58.3%				
																				Technical Fouls: NONE				
																				Dead Ball Rebounds: 2, 0				

Canisius - 64															Record: 2-3																																																																																																																																																																																																																																																																																																																																																																																																																																																																																																																																																																																																																																																																																																																																																																																																																																																																																																																																																																																																																																																																																																																																																												
NO. Name		Min	FG M-A	3P M-A	FT M-A	Rebounds			Fouls		TP	AS	TO	ST	Blocks		BS	BA	BA	BA	BA	BA	BA	BA	BA	BA	BA	BA	BA	BA	BA	BA	BA	BA	BA	BA	BA	BA	BA	BA	BA	BA	BA	BA	BA	BA	BA	BA	BA	BA	BA	BA	BA	BA	BA	BA	BA	BA	BA	BA	BA	BA	BA	BA	BA	BA	BA	BA	BA	BA	BA	BA	BA	BA	BA	BA	BA	BA	BA	BA	BA	BA	BA	BA	BA	BA	BA	BA	BA	BA	BA	BA	BA	BA	BA	BA	BA	BA	BA	BA	BA	BA	BA	BA	BA	BA	BA	BA	BA	BA	BA	BA	BA	BA	BA	BA	BA	BA	BA	BA	BA	BA	BA	BA	BA	BA	BA	BA	BA	BA	BA	BA	BA	BA	BA	BA	BA	BA	BA	BA	BA	BA	BA	BA	BA	BA	BA	BA	BA	BA	BA	BA	BA	BA	BA	BA	BA	BA	BA	BA	BA	BA	BA	BA	BA	BA	BA	BA	BA	BA	BA	BA	BA	BA	BA	BA	BA	BA	BA	BA	BA	BA	BA	BA	BA	BA	BA	BA	BA	BA	BA	BA	BA	BA	BA	BA	BA	BA	BA	BA	BA	BA	BA	BA	BA	BA	BA	BA	BA	BA	BA	BA	BA	BA	BA	BA	BA	BA	BA	BA	BA	BA	BA	BA	BA	BA	BA	BA	BA	BA	BA	BA	BA	BA	BA	BA	BA	BA	BA	BA	BA	BA	BA	BA	BA	BA	BA	BA	BA	BA	BA	BA	BA	BA	BA	BA	BA	BA	BA	BA	BA	BA	BA	BA	BA	BA	BA	BA	BA	BA	BA	BA	BA	BA	BA	BA	BA	BA	BA	BA	BA	BA	BA	BA	BA	BA	BA	BA	BA	BA	BA	BA	BA	BA	BA	BA	BA	BA	BA	BA	BA	BA	BA	BA	BA	BA	BA	BA	BA	BA	BA	BA	BA	BA	BA	BA	BA	BA	BA	BA	BA	BA	BA	BA	BA	BA	BA	BA	BA	BA	BA	BA	BA	BA	BA	BA	BA	BA	BA	BA	BA	BA	BA	BA	BA	BA	BA	BA	BA	BA	BA	BA	BA	BA	BA	BA	BA	BA	BA	BA	BA	BA	BA	BA	BA	BA	BA	BA	BA	BA	BA	BA	BA	BA	BA	BA	BA	BA	BA	BA	BA	BA	BA	BA	BA	BA	BA	BA	BA	BA	BA	BA	BA	BA	BA	BA	BA	BA	BA	BA	BA	BA	BA	BA	BA	BA	BA	BA	BA	BA	BA	BA	BA	BA	BA	BA	BA	BA	BA	BA	BA	BA	BA	BA	BA	BA	BA	BA	BA	BA	BA	BA	BA	BA	BA	BA	BA	BA	BA	BA	BA	BA	BA	BA	BA	BA	BA	BA	BA	BA	BA	BA	BA	BA	BA	BA	BA	BA	BA	BA	BA	BA	BA	BA	BA	BA	BA	BA	BA	BA	BA	BA	BA	BA	BA	BA	BA	BA	BA	BA	BA	BA	BA	BA	BA	BA	BA	BA	BA	BA	BA	BA	BA	BA	BA	BA	BA	BA	BA	BA	BA	BA	BA	BA	BA	BA	BA	BA	BA	BA	BA	BA	BA	BA	BA	BA	BA	BA	BA	BA	BA	BA	BA	BA	BA	BA	BA	BA	BA	BA	BA	BA	BA	BA	BA	BA	BA	BA	BA	BA	BA	BA	BA	BA	BA	BA	BA	BA	BA	BA	BA	BA	BA	BA	BA	BA	BA	BA	BA	BA	BA	BA	BA	BA	BA	BA	BA	BA	BA	BA	BA	BA	BA	BA	BA	BA	BA	BA	BA	BA	BA	BA	BA	BA	BA	BA	BA	BA	BA	BA	BA	BA	BA	BA	BA	BA	BA	BA	BA	BA	BA	BA	BA	BA	BA	BA	BA	BA	BA	BA	BA	BA	BA	BA	BA	BA	BA	BA	BA	BA	BA	BA	BA	BA	BA	BA	BA	BA	BA	BA	BA	BA	BA	BA	BA	BA	BA	BA	BA	BA	BA	BA	BA	BA	BA	BA	BA	BA	BA	BA	BA	BA	BA	BA	BA	BA	BA	BA	BA	BA	BA	BA	BA	BA	BA	BA	BA	BA	BA	BA	BA	BA	BA	BA	BA	BA	BA	BA	BA	BA	BA	BA	BA	BA	BA	BA	BA	BA	BA	BA	BA	BA	BA	BA	BA	BA	BA	BA	BA	BA	BA	BA	BA	BA	BA	BA	BA	BA	BA	BA	BA	BA	BA	BA	BA	BA	BA	BA	BA	BA	BA	BA	BA	BA	BA	BA	BA	BA	BA	BA	BA	BA	BA	BA	BA	BA	BA	BA	BA	BA	BA	BA	BA	BA	BA	BA	BA	BA	BA	BA	BA	BA	BA	BA	BA	BA	BA	BA	BA	BA	BA	BA	BA	BA	BA	BA	BA	BA	BA	BA	BA	BA	BA	BA	BA	BA	BA	BA	BA	BA	BA	BA	BA	BA	BA	BA	BA	BA	BA	BA	BA	BA	BA	BA	BA	BA	BA	BA	BA	BA	BA	BA	BA	BA	BA	BA	BA	BA	BA	BA	BA	BA	BA	BA	BA	BA	BA	BA	BA	BA	BA	BA	BA	BA	BA	BA	BA	BA	BA	BA	BA	BA	BA	BA	BA	BA	BA	BA	BA	BA	BA	BA	BA	BA	BA	BA	BA	BA	BA	BA	BA	BA	BA	BA	BA	BA	BA	BA	BA	BA	BA	BA	BA	BA	BA	BA	BA	BA	BA	BA	BA	BA	BA	BA	BA	BA	BA	BA	BA	BA	BA	BA	BA	BA	BA	BA	BA	BA	BA	BA	BA	BA	BA	BA	BA	BA	BA	BA	BA	BA	BA	BA	BA	BA	BA	BA	BA	BA	BA	BA	BA	BA	BA	BA	BA	BA	BA	BA	BA	BA	BA	BA	BA	BA	BA	BA	BA	BA	BA	BA	BA	BA	BA	BA	BA	BA	BA	BA	BA	BA	BA	BA	BA	BA	BA	BA	BA	BA	BA	BA	BA	BA	BA	BA	BA	BA	BA	BA	BA	BA	BA	BA	BA	BA	BA	BA	BA	BA	BA	BA	BA	BA	BA	BA	BA	BA	BA	BA	BA	BA	BA	BA	BA	BA	BA	BA	BA	BA	BA	BA	BA	BA	BA	BA	BA	BA	BA	BA	BA	BA	BA	BA	BA	BA	BA	BA	BA	BA	BA	BA	BA	BA	BA	BA	BA	BA	BA	BA	BA	BA	BA	BA	BA	BA	BA	BA	BA	BA	BA	BA	BA	BA	BA	BA	BA	BA	BA	BA	BA	BA	BA	BA	BA	BA	BA	BA	BA	BA	BA	BA	BA	BA	BA	BA	BA	BA	BA	BA	BA	BA	BA	BA	BA	BA	BA	BA	BA	BA	BA	BA	BA	BA	BA	BA	BA	BA	BA	BA	BA	BA	BA	BA	BA	BA	BA	BA	BA	BA	BA	BA	BA	BA	BA	BA	BA	BA	BA	BA	BA	BA	BA	BA	BA	BA	BA	BA	BA	BA	BA	BA	BA	BA	BA	BA	BA	BA	BA	BA	BA	BA	BA	BA	BA	BA	BA	BA	BA	BA	BA	BA	BA

## 2021-22 BOX SCORES



65



55



Saint Peter's - 65			Record: 4-6 (2-4)																	
NO.	Name	Min	FG M-A	FG M-A	FT M-A	Rebounds OR DR TOT	Fouls PF FD	TP AS	TO	ST	Blocks BS BA	+/-	Shooting By Period							
15	Sky Castro	F 34:07	4-5	0-0	0-0	2	9	11	1	3	0	4	0	0	10	1st FG% 5-19 26.3%				
22	Kassondra Brown	C 25:33	4-9	0-0	1-2	1	9	10	2	1	9	5	4	2	0	12	3PT% 1-5 20.0%			
3	Nickelle O'Neil	G 25:14	0-4	0-1	0-0	0	1	1	3	2	0	4	0	0	1	-2	FT% 2-2 100%			
23	Kendrea Williams	G 37:04	10-16	1-6	6-7	3	5	8	1	5	27	3	4	3	0	12	2nd FG% 9-15 60.0%			
24	Kourtney Crane	G 34:21	0-6	0-1	1-2	1	3	4	2	3	5	2	0	1	1	16	3PT% 1-3 33.3%			
20	Victoria Ikenasio	06:06	2-3	0-0	0-0	3	2	5	1	0	4	0	1	0	0	1	-2	FT% 2-3 66.7%		
2	Tyara McQueen	21:53	2-4	1-3	0-0	0	2	2	4	0	5	0	2	1	0	0	3rd FG% 8-12 66.7%			
5	Kaita Dawkins	13:59	4-8	0-1	0-0	4	2	6	1	0	8	1	0	0	1	1	-3	3PT% 1-3 33.3%		
10	Amaris Mills	01:43	1-1	1-1	0-0	0	0	0	2	0	3	0	0	0	0	0	5	FT% 3-4 75%		
Team						0	1	1	0	0	0	0					4th FG% 5-13 38.5%			
Totals			27-59	3-13	8-11	14	34	48	17	14	65	16	21	6	2	6	10	3PT% 0-2 0.0%		
													Technical Fouls: NONE				FT% 1-2 50%			
																	GM FG% 27-59 45.8%			
																	3PT% 3-13 23.1%			
																	FT% 8-11 72.7%			

Canisius - 55		Record: 2-8 (0-1)													Shooting By Period			
NO.	Name	Min	FG M-A	3P M-A	FT M-A	Rebounds OR DR TOT	Fouls PF FD	TP	AS	TO	ST	Blocks BS BA	+/-	1st FG%	2nd FG%	3rd FG%	4th FG%	
5	Ella Vaatanen	F 24:57	1-6	0-2	0-0	2	0	2	1	3	2	0	6	3PT%	5-12	41.7%		
21	Kayla Jackson	F 18:18	2-5	0-0	1-1	3	2	5	1	5	0	3	1	-1	3PT%	2-6	33.3%	
0	Shaunae Brown	G 32:19	4-10	2-3	3-4	1	6	7	1	2	13	4	0	0	FT%	6-7	85.7%	
14	Dani Haskell	G 34:47	3-16	2-10	2-2	1	2	2	3	10	2	4	0	-12	2nd FG%	6-18	33.3%	
23	Erika Joseph	G 35:02	3-15	2-8	1-2	1	2	3	1	9	1	2	0	2	3PT%	1-6	16.7%	
2	Lydia Gattozzi	17:08	4-7	2-4	2-2	1	1	2	0	12	0	1	0	0	FT%	0-0	0%	
33	Rhay Porter	19:37	2-2	0-0	0-1	0	4	3	4	0	0	0	1	0	3rd FG%	3-17	14.3%	
24	Cheyenne Stubbs	09:53	0-2	0-2	0-0	0	0	0	0	1	0	2	0	0	3PT%	1-7	14.3%	
12	Athina Lexa	07:59	0-0	0-0	0-0	0	1	1	3	0	0	0	0	-11	FT%	3-5	60%	
Team						2	2	4	0	2								
Totals			19-63	8-29	9-12	11	19	30	14	17	55	9	16	8	2	-10		
Technical Fouls: NONE																		
															GM FG%	19-63	30.2%	
															3PT%	8-29	27.6%	
															FT%	9-12	75.0%	

Dead Ball Rebounds: 2, 0

	SPU	CAN	Points from	SPU	CAN	Period by Period Scoring					
Biggest lead	17 (4 <sup>th</sup> 5:14)	7 (1 <sup>st</sup> 2:30)	Turnovers	16	25	1st2nd3rd4thTOT					
Best Scoring Run	10(2 <sup>nd</sup> 3:47)	6(1 <sup>st</sup> 2:30)	Paint	42	18	SPU	13	21	20	11	65
Lead Changes	2		Second Chance	12	3						
Times Tied	6		Fast Breaks	8	7	CAN	18	13	10	14	55
Time with Lead	25:57	10:15	Bench	20	16						



63



86



Niagara - 87		Record: 5-6 (2-1)																
NO.	Name		FG	3P	FT	Rebounds	Fouls	TP	AS	TO	ST	Blocks	+/-					
			M-A	M-A	M-A	OR	DR					BS						
12	Olivia Mason	F	28:05	4-9	0-0	2-3	4	9	13	4	3	10	3	2	0	0	4	
30	Sydney Faulcon	F	21:39	3-10	0-0	3-3	7	4	11	3	9	0	3	0	1	3	-8	
14	Maddy Yelle	G	34:44	7-11	0-0	0-2	1	0	1	4	2	14	2	7	2	0	0	
20	Ally Haar	G	41:00	5-15	0-4	5-7	1	1	2	0	5	15	6	2	1	0	0	
21	Lore Porter	G	24:58	1-6	1-6	3-4	0	2	2	4	2	6	3	3	0	0	-2	
2	Brooklyn Jones		26:59	3-7	0-0	2-5	2	3	5	2	4	8	3	3	2	0	1	
23	Kyra Grimshaw		28:24	8-15	3-4	4-4	6	3	9	4	23	0	2	0	0	3	15	
25	Sage Glover		10:59	1-2	0-0	0-1	1	1	2	2	1	2	0	0	0	1	-10	
3	Lexie Roe		07:18	0-1	0-1	0-0	0	0	0	0	2	0	0	0	0	0	-7	
10	Arianna Johnson		01:44	0-0	0-0	0-0	0	0	0	1	0	0	0	0	0	0	5	
Team							4	2	6		0	0	1					
Totals				32-76	4-15	19-29	26	25	51	26	63	87	14	23	8	2	7	1
Technical Fouls: Mason 4 <sup>th</sup> 1:28																		

Shooting By Period		
1 <sup>st</sup>	FG%	10-14 71.4%
	3PT%	1-2 50.0%
	FT%	5-5 100%
2 <sup>nd</sup>	FG%	1-19 5.3%
	3PT%	0-8 0.0%
	FT%	0-9 55.6%
3 <sup>rd</sup>	FG%	7-18 38.9%
	3PT%	1-2 50.0%
	FT%	4-5 80%
4 <sup>th</sup>	FG%	8-16 50.0%
	3PT%	1-2 50.0%
	FT%	4-7 57.1%
OT	FG%	6-9 66.7%
	3PT%	1-1 100.0%
	FT%	1-3 33.3%
GM	FG%	32-76 42.1%
	3PT%	4-15 26.7%
	FT%	19-29 65.5%

Dead Ball Rebounds: 5, 0

Canisius - 86		Record: 2-10 (0-3)													Dead Ball Rebounds: 5, 0												
NO. Name		Min	FG M-A	3P M-A	FT M-A	Rebounds OR DR TOT			Fouls PF FD		TP	AS	TO	ST	Blocks BS BA		+/-										
5	Ella Vaatanen	F 23:34	4-9	2-4	0-1	1	3	4	1	10	0	2	1	1	0	1	1st FG% 5-12 41.7%										
0	Shaunae Brown	G 31:15	2-8	0-3	2-3	0	1	1	2	3	6	4	0	0	0	4	3PT% 3-7 42.9%										
2	Lydia Gattozzi	G 35:36	6-11	0-1	5-6	4	3	7	4	17	1	3	0	0	0	-5	FT% 3-7 42.9%										
4	Dani Haskell	G 37:57	9-17	4-7	5-8	2	5	7	2	9	27	4	7	4	0	1	2nd FG% 7-15 46.7%										
24	Cheyenne Stubbs	G 35:37	5-10	4-6	0-0	1	0	1	1	14	2	2	0	0	0	-8	3PT% 0-3 0%										
3	Rhay Porter	22:45	3-3	0-0	1-6	4	6	10	5	7	7	1	3	1	6	0	FT% 4-8 50%										
12	Athina Lexa	32:16	2-8	1-4	0-0	0	3	3	4	0	5	0	1	0	1	-5	3rd FG% 7-12 58.3%										
Team						2			1	3	0	3						4th FG% 6-16 37.5%									
Totals			31-66	11-25	13-24	14	22	36	23	25	86	17	3	6	7	2	-1	5th FG% 3-23 13.0%									
																		Technical Fouls: NONE									
:OT FG%		6-11		54.5%															3PT%	2-3 66.7%							
3PT%		1-5		20.0%															FT%	2-5 40%							
FT%		0-0		0%															:OT FG%								
GM FG%		31-66		47.0%															3PT%	11-25 44.0%							
3PT%		11-25		44.0%															FT%	13-24 54.2%							

	NIAG	CAN	Dead Ball Rebounds: 7, 1									
Biggest lead	11 (1 <sup>st</sup> 0:45)	12 (4 <sup>th</sup> 7:33)	Points from Turnovers	25	13							
Best Scoring Run	9(4 <sup>th</sup> 4:14)	13(2 <sup>nd</sup> 2:25)	Paint	52	38							
Lead Changes	4		Second Chance	15	14	NIAG	26	7	19	21	14	87
Times Tied	6		Fast Breaks	4	11	CAN	16	18	23	16	13	86
Time with Lead	17:42	22:54	Bench	33	12							

# 2021-22 CANISIUS WOMEN'S BASKETBALL GAME NOTES

## 2021-22 BOX SCORES



59

### GAME #13

1/13/22

vs. Rider  
Koessler Athletic  
Center

51



73

### GAME #14

1/15/22

vs. Fairfield  
Koessler Athletic  
Center

37



Rider - 59

Record: 4-10 (2-3)

NO. Name	Min	FG M-A	3P M-A	FT M-A	Rebounds OR DR TOT	Fouls PF FD	TP	AS	TO	ST	Blocks BS BA	+/
13 Raphaela Toussaint	F 23:39	1-5	0-1	2-4	0 5 5	1 4	4	1	1	0	1 0	-2
15 Anna Ekerstedt	F 26:54	1-2	0-0	1-2	2 2 4	2 1	3	1	1	0	1 0	18
20 Lenaëja Evans	G 38:44	7-17	0-1	3-6	4 5 9	1 4	17	2	3	0	0 3	9
24 Makayla Firebaugh	G 37:42	3-11	3-8	4-4	0 5 5	1 4	13	2	2	3	0 1	12
55 Jessica Schiffer	G 33:09	4-11	3-8	0-2	0 4 4	3 2	11	4	1	1	0 0	4
10 Molly Lynch	10:26	0-2	0-1	0-0	1 2 3	0 0	0	1	1	0	0 1	-1
44 Victoria Toomey	19:34	3-6	0-0	1-2	1 6 7	2 1	7	2	1	0	2 2	9
31 Emily Strunk	04:15	0-0	0-0	0-0	0 1 1	1 0	0	0	0	0	0 0	-1
14 Sofie Bruintjes	05:37	2-3	0-0	0-0	1 0 1	0 0	4	0	0	0	0 0	-8
Team					1 1 2			0	2			
Totals		21-57	6-19	11-20	10 31 41	11 16	59	13	12	4	4 7	8

Technical Fouls: NONE

Shooting By Period	
1st FG%	5-13 38.5%
3PT%	1-2 50.0%
FT%	1-2 50%
2nd FG%	5-18 27.8%
3PT%	1-5 20.0%
FT%	0-0 0%
3rd FG%	9-16 56.3%
3PT%	3-6 50.0%
FT%	1-4 25%
4th FG%	2-10 20.0%
3PT%	1-6 16.7%
FT%	9-14 64.3%
GMFG%	21-57 36.8%
3PT%	6-19 31.6%
FT%	11-20 55.0%

Dead Ball Rebounds: 6, 0

Canisius - 51

Record: 2-11 (0-4)

NO. Name	Min	FG M-A	3P M-A	FT M-A	Rebounds OR DR TOT	Fouls PF FD	TP	AS	TO	ST	Blocks BS BA	+/
5 Ella Vaatanen	F 28:05	2-8	0-3	1-2	1 4 5	4 1	5	0	2	1	3 0	-6
21 Kayla Jackson	F 18:41	3-6	0-0	1-2	4 4 8	3 1	7	0	0	1	1 0	-13
0 Shaunae Brown	G 28:06	2-7	0-2	0-0	0 4 4	2 0	4	1	1	1	0 0	-15
14 Dani Haskell	G 33:44	3-14	2-8	2-2	0 1 1	1 3	10	3	2	0	0 2	-1
23 Erika Joseph	G 31:14	5-11	3-7	2-2	0 3 3	3 3	15	1	2	0	0 1	-11
24 Cheyenne Stubbs	20:09	1-5	0-1	0-0	0 0 0	0 0	2	0	1	2	1 0	2
33 Rhay Porter	18:05	2-5	0-0	2-4	7 8 15	1 3	6	1	1	1	0 2	3
2 Lydia Gattozzi	15:09	1-4	0-2	0-0	0 2 2	1 1	2	1	2	0	0 1	0
12 Athina Lexa	06:47	0-1	0-1	0-0	0 0 0	1 0	0	0	2	0	0 0	1
Team					2 3 5		0	1				
Totals		19-61	5-24	8-12	14 29 43	16 11	51	7	14	6	7 4	-8

Technical Fouls: NONE

Shooting By Period	
1st FG%	4-17 23.5%
3PT%	0-6 0.0%
FT%	1-2 50%
2nd FG%	6-12 50.0%
3PT%	2-3 66.7%
FT%	0-2 0%
3rd FG%	4-16 25.0%
3PT%	2-7 28.6%
FT%	4-4 100%
4th FG%	5-16 31.3%
3PT%	1-8 12.5%
FT%	3-4 75%
GMFG%	19-61 31.1%
3PT%	5-24 20.8%
FT%	8-12 66.7%

Dead Ball Rebounds: 1, 0

	RID	CAN
Biggest lead	13 (4 <sup>th</sup> 9:03)	5 (2 <sup>nd</sup> 4:44)
Best Scoring Run	9 (3 <sup>rd</sup> 8:41)	11 (4 <sup>th</sup> 1:32)
Lead Changes	2	
Times Tied	4	
Time with Lead	31:05	05:12

Points from	RID	CAN
Turnovers	15	6
Paint	26	26
Second Chance	6	13
Fast Breaks	22	5
Bench	11	10

Period by Period Scoring	1st	2nd	3rd	4th	TOT
RID	12	11	22	14	59
CAN	9	14	14	14	51



55

### GAME #15

1/20/22

at Saint Peter's  
Run Baby Run Arena

74



48

### GAME #16

1/22/22

at Monmouth  
OceanFirst Bank  
Center

60



Canisius - 55

Record: 2-13 (0-6)

NO. Name	Min	FG M-A	3P M-A	FT M-A	Rebounds OR DR TOT	Fouls PF FD	TP	AS	TO	ST	Blocks BS BA	+/
5 Ella Vaatanen	F 11:58	0-3	0-2	0-0	0 0 0	2 0	0	0	1	1	0 0	-9
21 Kayla Jackson	F 22:05	4-7	0-0	0-0	2 3 5	4 1	8	1	1	1	0 0	-11
0 Shaunae Brown	G 32:33	4-8	4-6	0-0	0 1 1	1 2	12	4	1	1	0 0	-20
14 Dani Haskell	G 29:59	1-6	1-3	2-2	1 2 3	1 5	5	1	4	3	0 0	-8
23 Erika Joseph	G 31:09	2-7	1-2	3-4	0 2 2	3 4	8	1	0	1	0 1	-14
2 Lydia Gattozzi	19:30	0-2	0-1	2-2	0 1 1	1 2	2	1	4	1	0 0	-16
33 Rhay Porter	06:24	0-0	0-0	0-0	0 1 1	2 0	0	0	0	0	1 0	0
24 Cheyenne Stubbs	24:44	1-3	0-1	4-4	1 0 1	1 2	6	0	3	0	0 0	-10
12 Athina Lexa	24:43	6-12	2-6	0-0	3 1 4	2 1	14	1	2	1	1 1	-7
Team					2 2 4		0	1				
Totals		18-48	8-21	11-12	9 13 22	17 17	55	9	17	8	2 2	-19

Technical Fouls: NONE

Shooting By Period	
1st FG%	3-8 37.5%
3PT%	2-3 66.7%
FT%	8-8 100%
2nd FG%	6-11 54.5%
3PT%	2-4 50.0%
FT%	1-2 50%
3rd FG%	4-10 40.0%
3PT%	0-2 0.0%
FT%	2-2 100%
4th FG%	5-19 26.3%
3PT%	4-12 33.3%
FT%	0-0 0%
GMFG%	18-48 37.5%
3PT%	8-21 38.1%
FT%	11-12 91.7%

Dead Ball Rebounds: 0, 0

Saint Peter's - 74

Record: 6-8 (3-2)

NO. Name	Min	FG M-A	3P M-A	FT M-A	Rebounds OR DR TOT	Fouls PF FD	TP	AS	TO	ST	Blocks BS BA	+/
15 Sky Castro	F 17:46	1-2	0-0	0-0	0 3 3	4 1	2	2	1	1	0 0	19
22 Kassondra Brown	G 33:07	7-17	0-1	3-4	3 5 8	1 7	17	3	2	1	1 1	21
3 Nickelle O'Neil	G 32:35	4-4	0-0	2-2	1 3 4	2 4	10	3	1	3	0 0	24
23 Kendrea Williams	G 34:44	10-15	4-7	4-5	1 2 3	2 2	28	2	2	0	0 0	17
24 Courtney Crane	G 24:06	2-7	0-1	1-2	2 0 2	3 1	5	1	1	3	0 0	17
2 Tyara McQueen	15:52	1-3	0-2	0-0	1 0 1	3 0	2	1	1	1	0 0	2
20 Victoria Krenasio	12:44	1-1	0-0	0-0	2 2 4	1 1	2	1	3	0	1 0	-4
32 Imani Felix	03:39	0-0	0-0	0-2	0 2 2	1 1	0	0	0	0	0 0	-1
5 Kaila Dawkins	16:23	3-6	0-0	0-0	0 3 3	0 0	6	1	2	0	0 1	2
0 Binta Salawu	09:04	1-1	0-0	0-0	0 0 0	3 0	2	2	0	0	0 0	-2
Team					2 2 4		0	0				
Totals		30-56	4-11	10-15	15 22 37	17 17	74	16	13	9	2 2	19

Technical Fouls: NONE

Shooting By Period	
1st FG%	7-13 53.8%
3PT%	0-2 0.0%
FT%	1-3 33.3%
2nd FG%	8-14 57.1%
3PT%	1-3 33.3%
FT%	4-5 80%
3rd FG%	9-17 52.9%
3PT%	3-5 60%
FT%	3-3 100%
4th FG%	6-12 50.0%
3PT%	0-1 0.0%
FT%	2-4 50%
GMFG%	30-56 53.6%
3PT%	4-11 36.4%
FT%	10-15 66.7%

Dead Ball Rebounds: 3, 0

	CAN	SPU
Biggest lead	4 (1 <sup>st</sup> 3:21)	23 (4 <sup>th</sup> 7:58)
Best Scoring Run	5 (3 <sup>rd</sup> 9:47)	14 (3 <sup>rd</sup> 0:37)
Lead Changes	7	
Times Tied	4	
Time with Lead	06:10	32:15

Points from	CAN	SPU
Turnovers	10	22
Paint	10	46
Second Chance	11	20
Fast Breaks	2	11
Bench	22	12

Period by Period Scoring	1st	2nd	3rd	4th	TOT
CAN	16	15	10	14	55
SPU	15	21	24	14	74

Canisius - 48

Record: 2-14 (0-7)

NO. Name	Min	FG M-A	3P M-A	FT M-A	Rebounds OR DR TOT	Fouls PF FD	TP	AS	TO	ST	Blocks BS BA	+/
21 Kayla Jackson	F 19:01	4-7	0-0	0-0	2 2 4	3 4	8	0	2	2	0 1	2
0 Shaunae Brown	G 27:23	0-5	0-2	0-0	0 2 2	1 0	0	0	1	0	0 0	-17
12 Athina Lexa	G 27:19	4-12	1-4	1-2	0 5 5	2 2	10	3	3	2	0 1	-10
14 Dani Haskell	G 24:39	4-7	3-6	2-2	0 1 1	4 1	13	2	2	1	0 0	-7
23 Erika Joseph	G 32:52	1-7	1-4	1-2	1 1 2	2 3	4	0	2	2	0 0	-4
2 Lydia Gattozzi	09:48	1-4	0-0	1-1	2 1 3	0 1	3	0	1	0	0 1	2
24 Cheyenne Stubbs	24:59	2-7	1-2	0-0	0 2 2	2 0	5	0	3	1	1 0	-10
33 Rhay Porter	21:53	2-3	0-0	1-4	2 4 6	3 2	5	1	1	1	0 0	-9
5 Ella Vaatanen	12:06	0-1	0-1	0-0	0 1 1	0 0	0	0	2	0	0 0	-7
Team					0 2 2		0	1				
Totals		18-53	6-19	6-11	7 21 28	17 13	48	6	18	9	1 3	-12

Technical Fouls: NONE

Shooting By Period	
1st FG%	5-14 35.7%
3PT%	1-6 16.7%
FT%	0-0 0%
2nd FG%	5-12 41.7%
3PT%	3-6 50.0%
FT%	2-4 50%
3rd FG%	2-14 14.3%
3PT%	0-2 0.0%
FT%	4-5 80%
4th FG%	6-13 46.2%
3PT%	2-5 40.0%
FT%	0-2 0%
GMFG%	18-53 34.0%
3PT%	6-19 31.6%
FT%	6-11 54.5%

Dead Ball Rebounds: 4, 1

Monmouth - 60

Record: 9-5 (4-1)

NO. Name	Min	FG M-A	3P M-A	FT M-A	Rebounds OR DR TOT	Fouls PF FD
----------	-----	--------	--------	--------	--------------------	-------------

# 2021-22 CANISIUS WOMEN'S BASKETBALL GAME NOTES

## 2021-22 BOX SCORES



44

GAME #17  
1/24/22  
at Marist  
McCann Arena

57



62

GAME #18  
1/27/22  
vs. Quinnipiac  
Koessler Athletic  
Center

53



NO. Name	Min	FG	3P	FT	Rebounds	Fouls	TP	AS	TO	ST	Blocks	+/-
21 Kayla Jackson	F 14:48	0-0	0-0	0-2	2 5 7	1 3	0	0	2	0	0	-2
0 Shaunae Brown	G 29:20	4-12	4-10	0-0	0 4 4	2 0	12	1	2	2	1	-16
14 Athina Lexa	G 27:35	3-8	0-2	2-4	0 1 1	3 2	8	1	0	1	0	-15
12 Dani Haskell	G 22:36	4-7	2-3	0-0	2 4 6	2 5	10	2	3	0	0	-12
23 Erika Joseph	G 33:19	1-7	0-5	0-0	0 2 2	3 0	2	3	3	1	0	-5
5 Ella Vaatanen	24:23	1-5	1-4	0-0	1 0 1	1 0	3	1	0	0	0	-6
24 Cheyenne Stubbs	14:28	1-5	1-2	0-0	0 2 2	4 0	3	0	1	0	0	1
33 Rhay Porter	15:16	0-2	0-0	0-0	1 4 5	3 0	0	1	3	0	2	-16
2 Lydia Gattozzi	18:15	2-4	1-2	1-1	1 2 3	1 1	6	0	2	0	0	3
Team					2 0 2			0	9			
Totals		16-50	9-28	3-7	9 24 33	20 11	44	9	16	4	3	-13

Technical Fouls: NONE

Shooting By Period

1st FG%	2-12	16.7%
3PT%	1-8	12.5%
FT%	0-2	0%
2nd FG%	7-13	53.8%
3PT%	4-7	57.1%
FT%	1-2	50%
3rd FG%	5-12	41.7%
3PT%	3-8	37.5%
FT%	1-2	50%
4th FG%	2-13	15.4%
3PT%	1-5	20.0%
FT%	1-1	100%
GM FG%	16-50	32.0%
3PT%	9-28	32.1%
FT%	3-7	42.9%

Dead Ball Rebounds: 1, 0

NO. Name	Min	FG	3P	FT	Rebounds	Fouls	TP	AS	TO	ST	Blocks	+/-
20 Zaria Shazer	F 33:03	6-10	0-0	0-0	2 6 9	2 5	14	1	1	1	1	13
32 Samantha Bailey	F 20:36	4-13	0-3	0-0	1 3 4	1 2	8	1	1	0	0	11
5 Trinasia Kennedy	G 33:21	6-9	3-4	0-0	0 1 1	2 2	15	4	1	1	0	0
22 Anabel Ellison	G 29:08	2-2	2-2	2-6	2 3 5	2 5	8	3	3	1	0	6
33 Kendall Krick	G 35:40	1-5	0-2	3-4	0 7 7	2 2	5	3	2	1	1	0
13 Julianna Bonilla	17:22	1-6	0-3	1-2	0 2 2	0 3	3	0	0	2	0	6
25 Katie Cunningham	17:14	2-4	0-0	0-0	2 1 3	0 0	4	2	0	0	0	7
30 Siobhan Boylan	08:23	0-5	0-2	0-0	1 1 2	1 1	0	1	1	0	0	7
14 Erin Fox	04:55	0-1	0-0	0-0	0 1 1	1 0	0	0	0	0	0	-4
42 McKenna Rife	00:18	0-0	0-0	0-0	0 0 0	0 0	0	0	0	0	0	0
Team					2 5 7			0	1			
Totals		22-55	5-16	8-18	13 28 41	11 20	57	15	10	8	2	3

Technical Fouls: NONE

Shooting By Period

1st FG%	7-19	36.8%
3PT%	1-4	25.0%
FT%	1-2	50%
2nd FG%	5-11	45.5%
3PT%	1-5	20.0%
FT%	0-4	0%
3rd FG%	4-11	36.4%
3PT%	2-4	50.0%
FT%	6-10	60%
4th FG%	6-14	42.9%
3PT%	1-3	33.3%
FT%	1-2	50%
GM FG%	22-55	40.0%
3PT%	5-16	31.3%
FT%	8-18	44.4%

Dead Ball Rebounds: 6, 0

	CAN	MAR
Biggest lead	0 (1st 10:00)	16 (4th 1:26)
Best Scoring Run	6 (2nd 8:33)	9 (1st 1:29)
Lead Changes	0	
Times Tied	0	
Time with Lead	00:00	39:46

Points from	CAN	MAR
Turnovers	7	17
Paint	6	30
Second Chance	5	9
Fast Breaks	0	6
Bench	12	7

Period by Period Scoring	1st	2nd	3rd	4th	TOT
CAN	5	19	14	6	44
MAR	16	11	16	14	57

NO. Name	Min	FG	3P	FT	Rebounds	Fouls	TP	AS	TO	ST	Blocks	+/-
30 Mikala Morris	F 27:49	5-13	0-0	0-0	6 1 7	3 3	10	3	3	0	2	24
12 Rose Caverly	G 32:24	1-7	0-2	0-0	1 4 5	0 0	1	2	5	2	1	6
22 Mackenzie DeWees	G 38:10	8-17	0-1	1-2	4 6 10	4 1	17	5	1	2	0	12
23 Sajada Bonner	G 14:24	1-2	1-2	0-0	0 0 0	1 0	3	0	3	1	0	8
24 Amani Free	G 39:36	4-10	2-6	4-8	2 6 8	2 7	14	2	2	1	2	9
21 Jackie Grisdale	19:34	3-8	2-5	0-0	1 1 2	1 0	8	0	2	0	0	1
11 Cat Almeida	02:49	0-2	0-0	0-0	0 0 0	0 0	0	0	0	0	0	-4
44 Mackenzie Helms	14:17	3-3	0-0	0-0	0 3 3	1 0	6	1	2	0	0	-1
4 Grace LaBarge	09:46	1-3	0-1	0-2	0 0 0	1 2	2	0	1	1	1	-11
3 Halee Smith	01:11	0-0	0-0	0-0	0 0 0	0 0	0	0	0	0	0	-3
Team					3 2 5			0	1			
Totals		26-65	5-17	5-12	17 23 40	13 14	62	16	17	6	5	9

Technical Fouls: NONE

Shooting By Period

1st FG%	7-12	58.3%
3PT%	2-4	50.0%
FT%	0-2	0%
2nd FG%	6-18	33.3%
3PT%	3-9	33.3%
FT%	1-2	50%
3rd FG%	7-17	41.2%
3PT%	0-2	0.0%
FT%	0-0	0%
4th FG%	6-18	33.3%
3PT%	0-2	0.0%
FT%	4-8	50%
GM FG%	26-65	40.0%
3PT%	5-17	29.4%
FT%	5-12	41.7%

Dead Ball Rebounds: 5, 1

NO. Name	Min	FG	3P	FT	Rebounds	Fouls	TP	AS	TO	ST	Blocks	+/-
5 Ella Vaatanen	F 22:54	2-8	2-4	0-0	0 5 5	2 0	6	0	2	1	4	-1
0 Shaunae Brown	G 24:59	0-3	0-1	0-0	0 0 0	0 0	1	0	1	1	0	-14
12 Athina Lexa	G 24:58	4-12	2-6	0-0	0 2 2	1 1	10	1	6	0	0	7
14 Dani Haskell	G 30:11	3-6	2-3	8-10	1 2 3	2 6	16	3	2	1	0	-5
23 Erika Joseph	G 35:28	2-6	1-1	1-2	0 4 4	3 1	6	2	3	0	0	-13
2 Lydia Gattozzi	12:59	0-1	0-0	0-0	0 1 1	1 0	0	0	2	0	0	-15
24 Cheyenne Stubbs	29:22	4-8	1-2	0-0	1 6 7	2 1	9	3	1	8	0	0
33 Rhay Porter	19:09	3-5	0-0	0-0	1 2 3	3 3	6	0	4	0	5	-9
Team					3 2 5			0	2			
Totals		18-49	8-17	9-12	6 24 30	16 13	53	10	23	10	9	-9

Technical Fouls: NONE

Shooting By Period

1st FG%	6-11	54.5%
3PT%	3-5	60.0%
FT%	0-0	0%
2nd FG%	3-12	25.0%
3PT%	1-3	33.3%
FT%	2-2	100%
3rd FG%	6-17	35.3%
3PT%	3-6	50.0%
FT%	0-0	0%
4th FG%	3-9	33.3%
3PT%	1-3	33.3%
FT%	7-10	70%
GM FG%	18-49	36.7%
3PT%	8-17	47.1%
FT%	9-12	75.0%

Dead Ball Rebounds: 4, 0

	QUI	CAN
Biggest lead	13 (3rd 5:29)	1 (2nd 8:27)
Best Scoring Run	9 (3rd 8:36)	7 (2nd 8:27)
Lead Changes	4	
Times Tied	2	
Time with Lead	37:07	01:11

Points from	QUI	CAN
Turnovers	21	15
Paint	30	12
Second Chance	8	0
Fast Breaks	9	12
Bench	16	15

Period by Period Scoring	1st	2nd	3rd	4th	TOT
QUI	16	16	14	16	62
CAN	15	9	15	14	53



78

GAME #19  
1/29/22  
vs. Siena  
Koessler Athletic  
Center

81



55

GAME #20  
2/3/22  
at Iona  
Hynes Athletics  
Center

66



NO. Name	Min	FG	3P	FT	Rebounds	Fouls	TP	AS	TO	ST	Blocks	+/-
33 Anajah Brown	F 06:38	0-0	0-0	0-0	0 0 0	1 0	0	0	1	0	0	2
3 Rayshel Brown	G 34:04	12-14	0-0	0-0	3 4 7	2 1	24	0	2	0	0	-2
5 Deanna Winston	G 28:21	0-2	0-0	0-0	0 1 1	5 1	0	4	3	0	0	-3
14 Anja Knoffach	G 16:11	1-2	1-2	0-0	0 3 3	2 0	3	1	1	0	0	1
20 Margo Peterson	G 26:29	4-10	2-6	2-2	2 0 2	4 2	12	0	1	2	2	-6
0 Selenia Philoxy	27:15	6-10	0-0	8-11	0 4 4	1 7	20	1	1	1	1	-10
12 Imani Harris	28:31	4-8	0-0	0-0	0 2 2	5 1	8	5	4	4	0	3
4 Valencia Fontenelle-Possion	21:04	2-3	0-0	6-8	1 4 5	1 4	10	0	1	2	0	2
13 Cheyenne Talbot	11:20	0-0	0-0	1-2	0 1 1	1 0	1	1	2	0	2	-1
24 Haley Blasetti	00:07	0-0	0-0	0-0	0 0 0	0 0	0	0	0	0	0	-1
Team					0 2 2			0	0			
Totals		29-49	3-8	17-23	6 21 27	21 17	78	12	16	9	5	-3

Technical Fouls: Harris 3rd 3:30

Shooting By Period

1st FG%	6-10	60.0%
3PT%	1-2	50.0%
FT%	0-2	0%
2nd FG%	7-11	63.6%
3PT%	0-2	0.0%
FT%	4-4	100%
3rd FG%	9-16	56.3%
3PT%	2-3	66.7%
FT%	8-10	80%
4th FG%	7-12	58.3%
3PT%	0-1	0.0%
FT%	5-7	71.4%
GM FG%	29-49	59.2%
3PT%	3-8	37.5%
FT%	17-23	73.9%

Dead Ball Rebounds: 2, 0

Canisius - 81

Record: 3-16 (1-9)

NO. Name	Min	FG M-A	3P M-A	FT M-A	Rebounds OR DR TOT	Fouls PF FO	TP	AS	TO	ST	Blocks BS BA	+/-
5 Ella Vaatanen	F 19:38	2-3	1-1	0-0	4 1 5	4 1	5	1	0	1	0 0	10
0 Shaunae Brown	G 29:03	3-5	3-3	0-0	0 2 2	1 0	9	4	2	2	0 0	7
12 Athina Lexa	G 22:52	3-8	2-3	4-6	1 4 5	3 3	12	3	3	0	0 2	12
14 Dani Haskell	G 29:01	6-10	5-8	7-8	0 3 3	0 7	24	5	3	2	0 1	11
23 Erika Joseph	G 35:09	3-9	2-6	0-0	0 0 0	1 0	8	4	4	0	0 0	-3
33 Rhay Porter	19:53	2-2	0-0	0-2	2 4 6	4 1	4	1	4	1	0 -3	
2 Lydia Gattozzi	17:37	4-7	0-1	4-7	0 1 1	2 5	12	2	3	0	0 -13	
24 Cheyenne Stubbs	26:47	2-6	2-5	1-2	0 1 1	2 3	7	0	1	4	0 -6	
Team					3 2 5		0	1				
Totals		25-50	15-27	16-25	10 18 28	17 20	81	20	21	10	1 5	3

Technical Fouls:NONE

Shooting By Period		
1st FG%	5-14	35.7%
3PT%	2-7	28.6%
FT%	5-6	83.3%
2nd FG%	9-14	64.3%
3PT%	6-8	75.0%
FT%	2-2	100.0%
3rd FG%	6-12	50.0%
3PT%	5-8	62.5%
FT%	6-10	60.0%
4th FG%	5-10	50.0%
3PT%	2-4	50.0%
FT%	3-7	42.9%
GM FG%	25-50	50.0%
3PT%	15-27	55.6%
FT%	16-25	64.0%

Dead Ball Rebounds: 20

Dead Ball Rebounds: 30

# 2021-22 CANISIUS WOMEN'S BASKETBALL GAME NOTES

## 2021-22 BOX SCORES



54

GAME #21  
2/5/22  
at Fairfield  
Webster Bank Arena



55

GAME #22  
2/7/22  
at Quinnipiac  
People's United  
Center



Canisius - 54																		
Record: 3-18 (1-11)																		
NO.	Name	Min	FG	3P	FT	Rebounds	Fouls	TP	AS	TO	ST	Blocks	BS	BA	BA	BA	BA	BA
			M-A	M-A	M-A	OR DR TOT	PF											
5	Ella Vaatanen	F 18:46	2-4	2-4	0-0	1 8 9	4 2	6	0	2	0	1	0	0	0	0	0	-5
0	Shaunae Brown	G 41:20	6-10	2-5	1-2	0 3 3	2 2	15	0	2	0	0	0	0	0	0	0	-9
12	Athina Lexa	G 28:56	4-11	0-3	0-0	2 1 3	1 1	8	1	3	1	0	1	0	1	0	1	-2
14	Dani Haskell	G 36:26	1-9	1-8	2-2	0 2 2	1 2	5	3	3	1	0	1	0	1	0	1	-14
23	Erika Joseph	G 40:13	2-7	1-3	0-0	0 1 1	3 0	5	1	1	0	1	1	0	1	0	1	-10
33	Rhay Porter	26:54	3-4	0-0	0-0	2 7 9	3 0	6	0	5	0	0	0	0	0	0	0	-6
2	Lydia Gattozzi	15:24	3-3	0-0	0-1	0 3 3	0 1	6	0	1	1	0	0	0	0	0	0	-5
24	Cheyenne Stubbs	17:01	1-3	1-1	0-0	1 3 4	2 1	3	1	4	0	0	0	0	0	0	0	6
Team						0 0 0		0	1									
Totals			22-51	7-24	3-5	6 28 34	16 9	54	6	22	3	2	3	2	3	0	0	-9
Technical Fouls:NONE																		

Shooting By Period		
1st FG%	6-17	35.3%
3PT%	4-10	40.0%
FT%	0-0	0%
2nd FG%	3-8	37.5%
3PT%	0-1	0.0%
FT%	0-1	0%
3rd FG%	4-6	66.7%
3PT%	0-1	0.0%
FT%	3-4	75%
4th FG%	8-12	66.7%
3PT%	3-6	50.0%
FT%	0-0	0%
OT FG%	1-8	12.5%
3PT%	0-6	0.0%
FT%	0-0	0%
GM FG%	22-51	43.1%
3PT%	7-24	29.2%
FT%	3-5	60.0%

Dead Ball Rebounds: 2, 7

Fairfield - 63																		
Record: 15-6 (12-1)																		
NO.	Name	Min	FG	3P	FT	Rebounds	Fouls	TP	AS	TO	ST	Blocks	BS	BA	BA	BA	BA	BA
			M-A	M-A	M-A	OR DR TOT	PF											
23	Callie Cavanaugh	F 40:42	6-17	0-1	2-4	2 3 5	4 3	14	1	2	2	1	0	7				+
41	Andrea Hernandez	F 32:11	5-14	0-0	0-0	2 4 6	0 1	10	1	2	3	1	0	-5				
22	Rachel Hakes	G 45:00	3-8	2-4	0-0	3 6 9	0 3	8	7	2	0	0	2	9				
30	Sam Lewis	G 38:41	5-17	4-14	0-0	0 2 2	0 0	14	1	0	1	1	0	0				
31	Sydney Lowery	G 42:59	3-7	2-4	2-4	2 6 8	3 3	10	3	1	1	0	0	14				
42	Mackenzie Martin	06:41	0-2	0-0	0-0	1 0 1	0 0	0	0	0	0	0	0	5				
3	Janelle Brown	18:45	0-2	0-1	7-10	1 0 1	2 6	7	1	3	3	0	0	6				
25	Mackenzie Daleba	00:01	0-0	0-0	0-0	0 0 0	0 0	0	0	0	0	0	0	0				
Team						0 0 0		0										
Totals			22-67	8-25	11-18	11 21 32	9 16	63	14	10	10	3	2	9				
Technical Fouls:NONE																		

Shooting By Period		
1st FG%	4-17	23.5%
3PT%	1-5	20.0%
FT%	0-0	0%
2nd FG%	4-13	30.8%
3PT%	2-4	50.0%
FT%	1-2	50%
3rd FG%	7-16	43.8%
3PT%	2-4	50.0%
FT%	2-4	50%
4th FG%	4-14	28.6%
3PT%	2-9	22.2%
FT%	4-6	66.7%
OT FG%	3-7	42.9%
3PT%	1-3	33.3%
FT%	4-6	66.7%
GM FG%	22-67	32.8%
3PT%	8-25	32.0%
FT%	11-18	61.1%

Dead Ball Rebounds: 6, 2

CAN		FFD		Points from		CAN		FFD		Period by Period Scoring	
Biggest lead		7 (1st 0:24)		9 (1st 0:06)		Turnovers		5		1st 2nd 3rd 4th OT1 TOT	
Best Scoring Run		8 (1st 0:24)		12 (3rd 8:01)		Paint		20		20	
Lead Changes		8		7		Second Chance		7		11	
Times Tied		5		2		Fast Breaks		2		13	
Time with Lead		18:47		22:23		Bench		15		7	

Canisius - 55																		
Record: 3-19 (1-12)																		
NO.	Name	Min	FG	3P	FT	Rebounds	Fouls	TP	AS	TO	ST	Blocks	BS	BA	BA	BA	BA	BA
			M-A	M-A	M-A	OR DR TOT	PF											
5	Ella Vaatanen	F 16:53	0-4	0-3	1-2	0 2 2	0 2	1	0	1	0	1	1	0				
0	Shaunae Brown	G 33:54	5-13	2-7	2-2	3 1 4	1 2	14	3	0	2	0	0	-9				
12	Athina Lexa	G 26:03	1-7	0-4	0-0	1 3 4	2 1	2	1	4	0	0	0	0				
14	Dani Haskell	G 30:10	4-10	2-4	2-2	2 4 6	4 4	12	2	2	2	0	1	-21				
23	Erika Joseph	G 28:08	1-6	1-3	0-0	2 2 4	3 1	3	0	2	0	0	0	-23				
33	Rhay Porter	13:26	3-3	0-0	0-0	3 1 4	1 1	6	0	1	0	2	0	-22				
2	Lydia Gattozzi	17:47	1-6	1-2	3-6	1 1 2	1 3	6	0	1	0	0	1	-11				
24	Cheyenne Stubbs	23:58	1-7	2-4	0 3 3	0 2	9	0	0	2	0	0	0	-12				
21	Kayla Jackson	09:41	0-0	0-0	2-4	2 1 3	2 2	2	0	0	0	1	0	1				
Team						2 2 4		0	2									
Totals			18-58	7-30	12-20	16 20 36	14 18	55	6	13	6	4	3	-21				
Technical Fouls:NONE																		

Dead Ball Rebounds: 4, 0

Quinnipiac - 76																		
Record: 14-8 (9-4)																		
NO.	Name	Min	FG	3P	FT	Rebounds	Fouls	TP	AS	TO	ST	Blocks	BS	BA	BA	BA	BA	BA
			M-A	M-A	M-A	OR DR TOT	PF											
30	Mikala Morris	F 28:40	12-16	0-0	0-0	6 4 10	2 1	24	2	3	0	2	1	16				
12	Rose Caverly	G 23:02	1-4	0-2	0-0	0 2 2	2 1	2	4	2	2	0	1	13				
22	Mackenzie DeWees	G 23:50	6-11	0-0	7-9	4 3 7	2 5	19	3	0	0	0	0	16				
23	Sajada Bonner	G 27:30	3-9	1-5	2-2	2 2 4	1 4	9	2	0	1	0	0	21				
24	Amani Free	G 25:36	3-7	1-2	2-2	2 2 4	4 1	9	1	0	1	0	0	16				
4	Grace LaBarge	16:57	2-4	1-3	1-2	0 5 5	0 2	6	0	0	0	1	0	10				
21	Jackie Grisdeala	20:27	1-5	0-3	0-0	2 2 4	2 0	2	0	0	0	0	0	8				
44	Mackenzie Helms	15:35	0-3	0-2	0-0	0 5 5	1 0	0	0	1	1	0	0	7				
15	Curt Tiera Haywood	06:18	1-3	0-0	0-0	0 0 0	0 0	0	2	0	0	0	0	2	5			
3	Halee Smith	02:30	0-0	0-0	0-0	0 0 0	0 0	2	0	0	1	0	0	0	0			
11	Cat Almeida	04:23	0-1	0-0	0-0	0 0 0	1 0	0	0	0	0	0	0	0	1			
14	Jillian Casey	02:36	0-0	0-0	0-0	0 0 0	0 0	0	1	1	0	0	0	0	-3			
32	Reiven Douglas	02:36	1-1	1-1	0-0	0 1 1	1 0	3	0	1	0	0	0	-3				
Team						1 2 3		0	0									
Totals			30-64	4-18	12-14	15 28 43	18 14	76	13	9	5	3	4	21				
Technical Fouls:NONE																		

Dead Ball Rebounds: 1, 0

# 2021-22 CANISIUS WOMEN'S BASKETBALL GAME NOTES

## 2021-22 OVERALL STATISTICS

### Game Records

Record	Overall	Home	Away	Neutral
ALL GAMES	4-20	4-9	0-11	0-0
CONFERENCE	2-13	2-7	0-6	0-0
NON-CONFERENCE	2-7	2-2	0-5	0-0

### Score by Periods

Team	1st	2nd	3rd	4th	OT	TOT
Canisius	294	322	358	362	15	1351
Opponents	355	376	450	437	25	1643

### Team Box Score

No.	Player				Total		3-Point		F-Throw		Rebounds											
		GP-GS	MIN	AVG	FG-FGA	FG%	3FG-3FGA	3FG%	FT-FTA	FT%	OFF	DEF	TOT	AVG	PF	DQ	A	TO	BLK	STL	PTS	AVG
14	HASKELL, Dani	24-24	751:21	31.3	108-298	.362	50-167	.299	66-78	.846	20	76	96	4.0	48	1	68	75	2	33	332	13.8
23	JOSEPH, Erika	23-23	780:13	33.9	67-214	.313	37-110	.336	22-36	.611	23	44	67	2.9	49	1	29	39	4	13	193	8.4
0	BROWN, Shaunae	24-24	712:09	29.7	68-205	.332	33-99	.333	15-27	.556	11	47	58	2.4	32	0	52	58	1	15	184	7.7
12	LEXA, Athina	22-9	450:57	20.5	60-142	.423	16-60	.267	16-24	.667	9	44	53	2.4	39	0	23	55	3	15	152	6.9
2	GATTOZZI, Lydia	24-1	454:09	18.9	47-123	.382	10-38	.263	35-50	.700	18	35	53	2.2	30	0	15	43	3	7	139	5.8
21	JACKSON, Kayla	19-16	350:37	18.5	34-76	.447	0-2	.000	24-51	.471	44	74	118	6.2	40	0	8	29	8	21	92	4.8
24	STUBBS, Cheyenne	24-1	443:12	18.5	37-107	.346	22-57	.386	17-20	.850	12	33	45	1.9	22	0	19	32	2	28	113	4.7
5	VAATANEN, Ella	24-22	503:32	21.0	31-113	.274	18-63	.286	5-14	.357	23	47	70	2.9	53	1	12	37	28	15	85	3.5
33	PORTER, Rhay	23-0	387:15	16.8	26-52	.500	0-1	.000	9-29	.310	42	83	125	5.4	58	1	10	37	33	15	61	2.7
13	KARATASIOU, Xanthippi	2-0	18:01	9.0	0-0	.000	0-0	.000	0-0	.000	0	1	1	0.5	4	0	0	2	0	1	0	0.0
Team											52	48	100					28				
Total		24	4851		478-1330	.359	186-597	.312	209-329	.635	254	532	786	32.8	375	4	236	435	84	163	1351	56.3
Opponents		24	4850		633-1437	.441	115-391	.294	262-389	.674	314	634	948	39.5	371	6	339	357	83	191	1643	68.5

### Team Statistics

	CANIS	OPP
<b>Scoring</b>	<b>1351</b>	<b>1643</b>
Points per game	56.3	68.5
Scoring margin	-12.2	-
<b>Field goals-att</b>	<b>478-1330</b>	<b>633-1437</b>
Field goal pct	.359	.441
<b>3 point fg-att</b>	<b>186-597</b>	<b>115-391</b>
3-point FG pct	.312	.294
3-pt FG made per game	7.8	4.8
<b>Free throws-att</b>	<b>209-329</b>	<b>262-389</b>
Free throw pct	.635	.674
F-Throws made per game	8.7	10.9
<b>Rebounds</b>	<b>786</b>	<b>948</b>
Rebounds per game	32.8	39.5
Rebounding margin	-6.8	-
<b>Assists</b>	<b>236</b>	<b>339</b>
Assists per game	9.8	14.1
<b>Turnovers</b>	<b>435</b>	<b>357</b>
Turnovers per game	18.1	14.9
Turnover margin	-3.3	-
Assist/turnover ratio	0.5	0.9
<b>Steals</b>	<b>163</b>	<b>191</b>
Steals per game	6.8	8.0
<b>Blocks</b>	<b>84</b>	<b>83</b>
Blocks per game	3.5	3.5
<b>Winning streak</b>	<b>1</b>	<b>-</b>
Home win streak	1	-
<b>Attendance</b>	<b>5443</b>	<b>6660</b>
Home games-Avg/Game	13-419	11-605
Neutral site-Avg/Game	-	0-0

### Team Results

Date	Opponent	Score	Att.
11/09/2021	at Buffalo	L 42-102	1189
11/13/2021	at Binghamton	L 56-73	1000
11/17/2021	at St. Bonaventure	L 59-67	350
11/20/2021	Colgate	W 61-58	746
11/23/2021	Detroit Mercy	W 64-55	542
11/27/2021	Robert Morris	L 43-57	569
12/01/2021	at Duquesne	L 60-69	503
12/08/2021	Youngstown St.	L 66-69	541
12/15/2021	at Albany (NY)	L 46-65	835
12/19/2021	Saint Peter's	L 55-65	408
12/21/2021	Manhattan	L 63-85	404
01/09/2022	Niagara	Lot 86-87	337
01/13/2022	Rider	L 51-59	504
01/15/2022	Fairfield	L 37-73	505
01/20/2022	at Saint Peter's	L 55-74	250
01/22/2022	at Monmouth	L 48-60	342
01/24/2022	at Marist	L 44-57	1228
01/27/2022	Quinnipiac	L 53-62	0
01/29/2022	Siena	W 81-78	0
02/03/2022	at Iona	L 55-66	237
02/05/2022	at Fairfield	Lot 54-63	613
02/07/2022	at Quinnipiac	L 55-76	113
02/10/2022	Monmouth	L 52-62	422
02/12/2022	Marist	W 65-61	465



# 2021-22 CANISIUS WOMEN'S BASKETBALL GAME NOTES

## 2021-22 MAAC STATISTICS

### Game Records

Record	Overall	Home	Away	Neutral
ALL GAMES	2-13	2-7	0-6	0-0
CONFERENCE	2-13	2-7	0-6	0-0
NON-CONFERENCE	0-0	0-0	0-0	0-0

### Score by Periods

Team	1st	2nd	3rd	4th	OT	TOT
Canisius	188	206	212	233	15	854
Opponents	220	230	292	261	25	1028

### Team Box Score

No.	Player				Total		3-Point		F-Throw		Rebounds													
		GP-GS	MIN	AVG	FG-FGA	FG%	3FG-3FGA	3FG%	FT-FTA	FT%	OFF	DEF	TOT	AVG	PF	DQ	A	TO	BLK	STL	PTS	AVG		
14	HASKELL, Dani	15-15	468:18	31.2	63-175	.360	34-100	.340	38-46	.826	13	43	56	3.7	33	1	44	42	2	20	198	13.2		
12	LEXA, Athina	15-9	356:15	23.7	55-129	.426	15-53	.283	14-22	.636	9	38	47	3.1	28	0	19	37	2	11	139	9.3		
0	BROWN, Shaunae	15-15	444:51	29.7	45-122	.369	24-62	.387	9-15	.600	6	33	39	2.6	19	0	29	29	1	10	123	8.2		
23	JOSEPH, Erika	14-14	454:46	32.5	31-123	.252	18-64	.281	14-19	.737	9	23	32	2.3	33	1	19	26	4	6	94	6.7		
2	GATTOZZI, Lydia	15-1	257:02	17.1	27-57	.474	5-15	.333	23-33	.697	11	20	31	2.1	15	0	8	29	0	4	82	5.5		
24	STUBBS, Cheyenne	15-1	321:53	21.5	26-81	.321	14-41	.341	9-12	.750	7	26	33	2.2	20	0	15	22	2	23	75	5.0		
21	JACKSON, Kayla	10-7	176:12	17.6	16-36	.444	0-0	.000	8-17	.471	23	30	53	5.3	18	0	4	10	5	12	40	4.0		
5	VAATANEN, Ella	15-13	318:06	21.2	20-76	.263	13-41	.317	4-8	.500	15	31	46	3.1	33	0	5	23	22	10	57	3.8		
33	PORTER, Rhay	15-0	255:42	17.0	20-38	.526	0-1	.000	6-21	.286	29	55	84	5.6	37	1	8	27	23	9	46	3.1		
Team											30	25	55					17						
Total		15	3053		303-837	.362	123-377	.326	125-193	.648	152	324	476	31.7	236	3	151	262	61	105	854	56.9		
Opponents		15	3050		399-889	.449	65-230	.283	165-255	.647	194	405	599	39.9	215	2	220	225	49	124	1028	68.5		

### Team Statistics

	CANIS	OPP
<b>Scoring</b>	<b>854</b>	<b>1028</b>
Points per game	56.9	68.5
Scoring margin	-11.6	-
<b>Field goals-att</b>	<b>303-837</b>	<b>399-889</b>
Field goal pct	.362	.449
<b>3 point fg-att</b>	<b>123-377</b>	<b>65-230</b>
3-point FG pct	.326	.283
3-pt FG made per game	8.2	4.3
<b>Free throws-att</b>	<b>125-193</b>	<b>165-255</b>
Free throw pct	.648	.647
F-Throws made per game	8.3	11.0
<b>Rebounds</b>	<b>476</b>	<b>599</b>
Rebounds per game	31.7	39.9
Rebounding margin	-8.2	-
<b>Assists</b>	<b>151</b>	<b>220</b>
Assists per game	10.1	14.7
<b>Turnovers</b>	<b>262</b>	<b>225</b>
Turnovers per game	17.5	15.0
Turnover margin	-2.5	-
Assist/turnover ratio	0.6	1.0
<b>Steals</b>	<b>105</b>	<b>124</b>
Steals per game	7.0	8.3
<b>Blocks</b>	<b>61</b>	<b>49</b>
Blocks per game	4.1	3.3
<b>Winning streak</b>	<b>1</b>	<b>-</b>
Home win streak	1	-
<b>Attendance</b>	<b>3045</b>	<b>2783</b>
Home games-Avg/Game	9-338	6-464
Neutral site-Avg/Game	-	0-0

### Team Results

Date	Opponent		Score	Att.
12/19/2021	Saint Peter's	L	55-65	408
12/21/2021	Manhattan	L	63-85	404
01/09/2022	Niagara	Lot	86-87	337
01/13/2022	Rider	L	51-59	504
01/15/2022	Fairfield	L	37-73	505
01/20/2022	at Saint Peter's	L	55-74	250
01/22/2022	at Monmouth	L	48-60	342
01/24/2022	at Marist	L	44-57	1228
01/27/2022	Quinnipiac	L	53-62	0
01/29/2022	Siena	W	81-78	0
02/03/2022	at Iona	L	55-66	237
02/05/2022	at Fairfield	Lot	54-63	613
02/07/2022	at Quinnipiac	L	55-76	113
02/10/2022	Monmouth	L	52-62	422
02/12/2022	Marist	W	65-61	465

