



WOMEN'S BASKETBALL GAME NOTES

Koessler Athletic Center ▶ 2001 Main Street ▶ Buffalo, N.Y. 14208 ▶ Phone: (716) 888-8266
gogriffs.com ▶ @GriffsWBB ▶ @MAACSports ▶ #Griffs ▶ #MAACHoops

BOBCATS

10-7
OVERALL

5-3
MAAC

—/—
RANKS (AP/USA TODAY)



AT



GOLDEN GRIFFINS

2-15
OVERALL

0-8
MAAC

—/—
RANKS (AP/USA TODAY)

Tricia Fabbri
HEAD COACH, 27TH SEASON

471-318 (.597)
RECORD AT QUINNIPIAC, 27TH SEASON

Sahar Nusseibeh
HEAD COACH, 1ST SEASON

2-15 (.118)
RECORD AT CANISIUS, 1ST SEASON

2021-22 SCHEDULE

DATE	OPPONENT	TV	TIME/RESULT
NOVEMBER (2-4)			
11/9	at Buffalo	ESPN3	L, 42-102
11/13	at Binghamton	ESPN3	L, 56-73
11/17	at St. Bonaventure	ESPN+	L, 59-67
11/20	COLGATE	ESPN3	W, 61-58
11/23	DETROIT MERCY	ESPN3	W, 64-55
11/27	ROBERT MORRIS	ESPN3	L, 43-57
DECEMBER (0-5)			
12/1	at Duquesne	ESPN+	L, 60-69
12/8	YOUNGSTOWN STATE	ESPN3	L, 66-69
12/15	at UAlbany	ESPN+	L, 46-65
12/19	SAINT PETER'S*	ESPN3	L, 55-65
12/21	MANHATTAN*	ESPN3	L, 63-85
JANUARY (0-6)			
1/9	NIAGARA*	ESPN3	L, 86-87 (OT)
1/13	RIDER*	ESPN3	L, 51-59
1/15	FAIRFIELD*	ESPN3	L, 37-73
1/20	at Saint Peter's*	ESPN+	L, 55-74
1/22	at Monmouth*	ESPN+	L, 48-60
1/24	at Marist*	ESPN3	L, 44-57
1/27	QUINNIPIAC*	ESPN3	TONIGHT
1/29	SIENA*	ESPN3	1 p.m.
FEBRUARY			
2/3	at Iona*	ESPN+	7 p.m.
2/5	at Fairfield*	ESPN+	2 p.m.
2/7	at Quinnipiac*	ESPN+	1 p.m.
2/10	MONMOUTH*	ESPN3	7 p.m.
2/12	MARIST*	ESPN3	1 p.m.
2/17	at Manhattan*	ESPN+	7 p.m.
2/19	at Rider*	ESPN+	2 p.m.
2/24	at Siena*	ESPN+	7 p.m.
2/26	at Niagara*	ESPN+	2 p.m.
MARCH			
3/5	IONA*	ESPN3	1 p.m.
2022 MAAC BASKETBALL CHAMPIONSHIP			
<i>Jim Whelan Boardwalk Hall (Atlantic City, N.J.)</i>			
3/8	First Round	TBA	TBD
3/9-10	Quarterfinals	TBA	TBD
3/11	Semifinals	TBA	TBD
3/12	Championship Game	TBA	TBD
Home games in Bold and CAPS			
<i>All times Eastern, subject to change</i>			
* - Metro Atlantic Athletic Conference (MAAC) Game			

GAME NO.

18

QUINNIPIAC AT CANISIUS

Date: Thursday, January 27, 2022

Location: Buffalo, N.Y.

Venue: Koessler Athletic Center (2,196)



Play-by-Play: Jay Moran

Analyst: Richard Walsh

OPENING TIP

The Canisius women's basketball team returns home from a three-game road trip, welcoming Quinnipiac to the Koessler Athletic Center this evening. Tipoff is slated for 7 p.m. between the Bobcats and Golden Griffins.

LAST TIME OUT

Junior guard **Shaunae Brown** scored a Canisius-best 12 points off four 3-pointers — matching her career high — in a 57-44 loss to Marist on Monday from McCann Arena in Poughkeepsie, N.Y.

Sophomore guard **Dani Haskell** added 10 points and six rebounds for the Griffins and freshman forward **Rhay Porter** recorded her sixth multi-block performance of the season, swatting away a pair of Marist shots.

Senior guard **Erika Joseph** posted a team-high three assists, tying her single-game best for a fifth time in her collegiate career.

Marist's **Trinasia Kennedy** scored a game-high 15 points and **Zaria Shazer** added 14 points and nine rebounds for the Red Foxes. **Anabel Ellison** and **Sam Bailey** both chipped in eight points apiece.

SERIES HISTORY

Canisius is seeking for its first-ever victory over Quinnipiac this evening. Since Quinnipiac joined the MAAC before the 2013-14 season, the Bobcats have won each of the 16 previous meetings against the Golden Griffins.

Quinnipiac is the only team currently in the MAAC that Canisius has not yet defeated.

The last two meetings between the two teams have been decided by six points or less.

UP NEXT

Canisius' two-game homestand concludes on Saturday when it welcomes Siena to the Koessler Athletic Center. The Saints and Golden Griffins will tip-off at 1 p.m.



Overall vs. Quinnipiac: Quinnipiac leads, 16-0
at Canisius: Quinnipiac leads, 7-0
at Quinnipiac: Quinnipiac leads, 7-0
at Neutral Sites: Quinnipiac leads, 2-0
First Meeting: 12/21/13 at Canisius — L, 55-65
Last Meeting: 3/7/20 at Canisius — L, 57-63
Last Victory: Never

SCOUTING REPORT



67.9	<< POINTS PER GAME	55.1
.400	<< FIELD GOAL PCT.	.353
.334	<< 3-POINT FG PCT.	.304
.715	<< FREE THROW PCT.	.615
39.2	<< REBOUNDS PER GAME	32.9
12.1	<< ASSISTS PER GAME	9.5
2.9	BLOCKS PER GAME >>	3.3
10.2	<< STEALS PER GAME	6.6
61.1	<< SCORING DEFENSE	69.1
.378	<< FIELD GOAL DEFENSE	.441
.319	3-POINT FG DEFENSE >>	.315
+3.0	<< REBOUND MARGIN	-7.0
0.8	<< AST/TO RATIO	0.5

COMMUNICATIONS

MARSHALL HAIM

Athletic Communications Graduate Assistant

Email: haimm@canisius.edu

Phone: (716) 465-4945 (mobile)

LAST GAME'S STARTING FIVE

0 BROWN JR • GUARD	12 LEXA FR • GUARD	14 HASKELL SO • GUARD	21 JACKSON SR • FORWARD	23 JOSEPH SR • GUARD
MPG 29.1	MPG 17.3	MPG 31.2	MPG 19.3	MPG 33.7
PPG 7.4	PPG 4.3	PPG 13.9	PPG 5.5	PPG 9.5
FG% 30.9%	FG% 39.4%	FG% 35.9%	FG% 48.6%	FG% 34.0%
RPG 2.4	RPG 1.5	RPG 3.9	RPG 6.4	3-FG% 35.4%
APG 2.4	APG 0.7	APG 2.5	SPG 1.2	RPG 3.2

2021-22 CANISIUS WOMEN'S BASKETBALL ROSTER AND TV CHART

NUMERICAL ROSTER

NO.	NAME	POS	HT	YEAR	HOMETOWN / PREVIOUS SCHOOL(S)	PRONUNCIATION
0	Shaunae Brown	G	5'5"	Jr.	Toronto, Ontario / J. Addison	Shaw-NAY
2	Lydia Gattozzi	G	5'10"	Fr.	Chardon, Ohio / Beaumont	Guh-TOE-zee
5	Ella Väättänen	F	6'1"	Gr.	Helsinki, Finland / Mäkelänrinne / LIU	VAH-ta-nihnn
10	Giana Hernandez-Boulden	G	6'1"	So.	Hamilton, N.J. / Trenton Catholic Academy / Rhode Island	Boll-din
11	Hannah Dolan	G	5'10"	Fr.	Williamsville, N.Y. / Williamsville South / Northfield Mt Hermon (Mass.)	DOH-lin
12	Athina Lexa	G	5'9"	Fr.	Thessaloniki, Greece / Hellenic College of Thessaloniki	Uh-theen-uh LEHK-suh
13	Xanthippi Karatasiou	G	5'9"	Fr.	Katerini, Greece / High School of Kontariotissa	Zan-thip-EE Care-uh-tas-you
14	Dani Haskell	G	5'6"	So.	Franklinville, N.Y. / Franklinville	Hass-KULL
15	Èlia Páez	G	5'9"	Fr.	Sabadell, Spain / Escola Pia Sabadell	EH-lee-uh PIES
20	Jane McCauley	G	5'9"	Jr.	New Rochelle, N.Y. / The Ursuline School / Vermont	muh-KAHL-lee
21	Kayla Jackson	F	5'11"	Sr.	Rochester, N.Y. / Aquinas Institute / UMBC	
23	Erika Joseph	G	5'8"	Sr.	Toronto, Ontario / J. Addison	
24	Cheyenne Stubbs	G	5'5"	Fr.	Bradenton, Fla. / Braden River	SHY-ann
33	Rhay Porter	F	6'1"	Fr.	Scotia, N.Y. / Wilbraham and Monson Academy (Mass.)	Ray

COACHING & SUPPORT STAFF

HEAD COACH: Sahar Nusseibeh (American '09), 1st season
(Suh-HAR new-SAY-bey)






ASSISTANT COACH: Jared Zeidman (Quinnipiac '08), 1st season
(ZIGHD-mihn - rhymes with sighed)

ASSISTANT COACH: Krista Beechy (Grove City '10), 1st season
(BEACH-ee)

ACADEMIC & OPERATIONS COACH: Ben Lober
(Michigan State '20), 2nd Season

ATHLETIC TRAINER: Taylor Kenney
(SUNY Cortland '19), 2nd season at Canisius, 1st with program

GLOBAL OUTLOOK

	New York	5		Finland	1		Ohio	1
	Greece	2		Florida	1		Spain	1
	Ontario	2		New Jersey	1			

TELEVISION CHART

						
0 SHAUNAE BROWN Jr. • G • 5'5" Toronto, Ontario	2 LYDIA GATTOZZI Fr. • G • 5'10" Chardon, Ohio	5 ELLA VÄÄTTÄNEN Gr. • F • 6'1" Helsinki, Finland	10 GIANA HERNANDEZ-BOULDEN So. • G • 6'1" Hamilton, N.J.	11 HANNAH DOLAN Fr. • G • 5'10" Williamsville, N.Y.	12 ATHINA LEXA Fr. • G • 5'9" Thessaloniki, Greece	13 XANTHIPPI KARATASIOU Fr. • G • 5'9" Katerini, Greece
						
14 DANI HASKELL So. • G • 5'6" Franklinville, N.Y.	15 ÈLIA PÁEZ Fr. • G • 5'9" Sabadell, Spain	20 JANE MCCAULEY Jr. • G • 5'9" New Rochelle, N.Y.	21 KAYLA JACKSON Sr. • F • 5'11" Rochester, N.Y.	23 ERIKA JOSEPH Sr. • G • 5'8" Toronto, Ontario	24 CHEYENNE STUBBS Fr. • G • 5'5" Bradenton, Fla.	33 RHAY PORTER Fr. • F • 6'1" Scotia, N.Y.
						
SAHAR NUSSSEIBEH Head Coach • 1st Season American '09	JARED ZEIDMAN Assistant Coach • 1st Season Quinnipiac '08	KRISTA BEECHY Assistant Coach • 1st Season Grove City '10	BEN LOBER Academic & Ops Coach • 2nd Season Michigan State '20	TAYLOR KENNEY Athletic Trainer • 1st Season SUNY Cortland '19		



2021-22 CANISIUS WOMEN'S BASKETBALL GAME NOTES

GRIFFS TRENDS

NUSSEIBEH

CATEGORY	2021-22	ERA
Overall	2-15	2-15
MAAC	0-8	0-8
Non-Conference	2-7	2-7
vs. Power 5	0-0	0-0
vs. Non-Power 5	2-7	2-7
Home	2-7	2-7
Away	0-8	0-8
Neutral	0-0	0-0
Day Games (before 5 p.m.)	1-7	1-7
Night Games (5 p.m. or later)	1-8	1-8
November	2-4	2-4
December	0-5	0-5
January	0-6	0-6
February	0-0	0-0
March	0-0	0-0
Leading at Halftime	2-3	2-3
Trailing at Halftime	0-11	0-11
Tied at Halftime	0-1	0-1
Leading with 5:00 Left	2-1	2-1
Trailing with 5:00 Left	0-14	0-14
Tied with 5:00 Left	0-0	0-0
In Overtime	0-1	0-1
Canisius Outrebounds Opponent	1-4	1-4
Opponent Outrebounds Canisius	1-11	1-11
Teams Tied in Rebounds	0-0	0-0
Canisius Has More Turnovers	2-10	2-10
Opponent Has More Turnovers	0-4	0-4
Teams Tied in Turnovers	0-1	0-1
Canisius Has More FT Attempts	2-4	2-4
Opponent Has More FT Attempts	0-11	0-11
Teams Tied in FT Attempts	0-0	0-0
Canisius Shoots 50% or Higher	0-0	0-0
Canisius Shoots Less than 50%	2-15	2-15
Canisius Outshoots Opponent	2-2	2-2
Opponent Outshoots Canisius	0-13	0-13
Teams Tied in FG%	0-0	0-0
Canisius Bench Outscores Opponent	0-3	0-3
Opponent Bench Outscores Canisius	1-12	1-12
Canisius is Tied in Bench Points	1-0	1-0
Canisius Scores 59 Points or Less	0-11	0-11
Canisius Scores 60-69 Points	2-3	2-3
Canisius Scores 70-79 Points	0-0	0-0
Canisius Scores 80-89 Points	0-1	0-1
Canisius Scores 90-99 Points	0-0	0-0
Canisius Scores 100+ Points	0-0	0-0
Canisius Allows 59 Points or Less	2-3	2-3
Canisius Allows 60-69 Points	0-6	0-6
Canisius Allows 70-79 Points	0-3	0-3
Canisius Allows 80-89 Points	0-2	0-2
Canisius Allows 90-99 Points	0-0	0-0
Canisius Allows 100+ Points	0-1	0-1

MISCELLANEOUS STREAKS

Consecutive Games with a 3-PT FG	299
Consecutive Games Holding Opponent Under 100 Pts	16
100-Point Games in Program History	12
100-Point Games Under Sahar Nusseibeh	0
Canisius' All-Time OT Record	27-23
Canisius' Last OT Game	1/9/22 vs. Niagara — L, 86-87 (OT)

NUMBERS TO KNOW

1

Canisius leads the MAAC in 3-point field goals per game this season. The Griffis' average of 7.4 made 3-pointers rank as the 59th-best in Division I. Quinnipiac is second in the MAAC with its average of 6.5 made 3-pointers per game, which ranks 117th.

Seven of Canisius' final 13 games of the regular season will be played away from the Koessler Athletic Center.

10

Canisius has three freshmen players with multiple 10-point performances this season: **Lydia Gattozzi** (3), **Cheyenne Stubbs** (2) and **Athina Lexa** (2). It is the first time since 2010-11 that the Griffis have had at least three freshman record multiple 10-point games (**Jamie Ruttle** - 12, **Jen Morabito** - 8, **Jen Lennox** - 3 and **Courtney VandeBovenkamp** - 3).

Of freshman forward **Rhay Porter's** 23 blocks this season, 17 have come in her last 10 games. Porter is currently one of 12 first-year players at the Division I level this season to register at least 23 blocked shots.

299

Canisius has made a 3-pointer in each of its last 299 games. The last time the Griffis did not make a 3-pointer was in a 66-56 loss to Iona on Feb. 18, 2011, which snapped a then-NCAA record of 510 consecutive games with at least one made 3-pointer. Dating back to the 1993-94 season, the Griffis have made a 3-pointer 808 of its last 809 games.

GUARD - #0 SHAUNAE BROWN



Junior guard **Shaunae Brown** scored a team-high 12 points on the power of four made 3-pointers in the Griffis' loss to Marist on Monday. Brown's quartet of made 3-pointers matched her career high, set just last Thursday at Saint Peter's.

WHAT IS A GRIFFIN?

The Griffin is a mythical creature of supposed gigantic size that has the head, forelegs and wings of an eagle and the hindquarters, tail and ears of a lion. They are well known for their speed, ability to fly and having eyes like an eagle as well as the strength and courage of a lion.

Griffins have been known for centuries as symbols of strength and vigilance, have been called "The Hounds of Zeus" in Greek mythology and are said to have mastery of both the land and sky.

They are thought to be from India, where the natives of the land made their talons and claws into drinking cups because the talon of a Griffin was said to detect poison in a liquid. Griffins would find gold in the mountains and line their nests with it and as a result, were forced to become great guardians of the nests to keep the hunters away.



2021-22 CANISIUS WOMEN'S BASKETBALL GAME NOTES



AROUND THE MAAC

2021-22 PLAYERS OF THE WEEK

Nov. 15	Player.....	Zaria Shazer (Marist)
	Rookie.....	Aaliyah Parker (Niagara)
Nov. 24	Player.....	Courtney Warley (Manhattan)
	Rookie.....	Aaliyah Parker (Niagara)
Nov. 29	Player.....	Lou Lopez-Senechal (Fairfield)
	Rookie.....	Bella Nascimento (Manhattan)
Dec. 6	Player.....	Raphaella Toussaint (Rider)
	Rookie.....	Lydia Gattozzi (Canisius)
Dec. 13	Player.....	Dee Dee Davis (Manhattan)
	Rookie.....	Aaliyah Parker (Niagara)
Dec. 20	Player.....	Kendrea Williams (Saint Peter's)
	Rookie.....	Petra Juric (Manhattan)
Dec. 27	Player.....	Kendrea Williams (Saint Peter's)
	Co-Rookie....	Cheyenne Stubbs (Canisius)
	Co-Rookie....	Siobhan Boylan (Marist)
Jan. 3	Player.....	Lou Lopez-Senechal (Fairfield)
Jan. 10	Player.....	Lou Lopez-Senechal (Fairfield)
	Rookie.....	Cheyenne Stubbs (Canisius)
Jan. 17	Player.....	Lenaajha Evans (Rider)
	Rookie.....	Imani Harris (Siena)
Jan. 24	Player.....	Amani Free (Quinnipiac)
	Rookie.....	Aaliyah Parker (Niagara)

THIS WEEK IN #MAACHOOPS

Monday, Jan. 24

Marist 57, Canisius 44

Fairfield 61, Monmouth 54

Tuesday, Jan. 25

Manhattan 66, Saint Peter's 56

Thursday, Jan. 27

Quinnipiac at Canisius, 7:00

Siena at Niagara, 6:00

Manhattan at Iona, 7:00

Fairfield at Marist, 7:00

Rider at Monmouth, 7:00

Saturday, Jan. 29

Siena at Canisius, 1:00

Quinnipiac at Niagara, 1:00

Marist at Saint Peter's, 2:00

Monmouth at Manhattan, 2:00

Iona at Rider, 5:00

2021-22 COACHES' PRESEASON POLL

School..... Points

1. Quinnipiac (6)..... 115

2. Manhattan (2)..... 105

3. Fairfield (2)..... 99

4. Marist (1)..... 93

5. Rider..... 66

6. Iona..... 55

7. Niagara..... 51

8. Saint Peter's..... 50

9. Siena..... 44

10. Monmouth..... 33

11. Canisius..... 15

First-place votes denoted in parentheses

2021-22 MAAC WOMEN'S BASKETBALL STANDINGS

Standings through games played on Jan. 25, 2022

SCHOOL	MAAC		OVERALL		H	A	N	STRK	NET
	W-L	PCT	W-L	PCT					
Fairfield	8-1	.889	11-6	.647	4-1	6-4	1-1	W1	113
Siena	5-2	.714	5-10	.333	2-5	3-5	0-0	W5	255
Monmouth	4-2	.667	9-6	.600	4-3	5-3	0-0	L1	229
Quinnipiac	5-3	.625	10-7	.588	5-3	5-4	0-0	W2	122
Saint Peter's	4-3	.571	7-9	.438	3-5	4-4	0-0	L1	261
Manhattan	5-4	.556	10-8	.556	6-0	4-6	0-2	W1	181
Marist	4-4	.500	6-10	.375	5-4	1-6	0-0	W2	270
Niagara	3-5	.375	6-10	.375	4-3	2-7	0-0	L2	294
Rider	3-5	.375	5-12	.294	1-6	4-5	0-1	L2	289
Iona	2-6	.250	4-9	.308	3-4	1-5	0-0	L1	265
Canisius	0-8	.000	2-15	.118	2-7	0-8	0-0	L12	346

2021-22 MAAC WOMEN'S BASKETBALL STATISTICS

Statistics through games played on Jan. 25, 2022

Scoring Offense

	Team	G	W-L	Pts	AVG
1.	Niagara	16	6-10	1118	69.88
2.	Quinnipiac	17	10-7	1154	67.88
3.	Fairfield	17	11-6	1092	64.24
4.	Manhattan	18	10-8	1147	63.72
5.	Saint Peter's	16	7-9	990	61.88
6.	Rider	17	5-12	1023	60.18
7.	Monmouth	15	9-6	867	57.80
8.	Canisius	17	2-15	936	55.06
9.	Siena	15	5-10	819	54.60
10.	Marist	16	6-10	861	53.81
11.	Iona	13	4-9	697	53.62

Scoring Defense

	Team	G	Pts	AVG
1.	Siena	15	845	56.33
2.	Iona	13	744	57.23
3.	Monmouth	15	881	58.73
4.	Fairfield	17	1010	59.41
5.	Marist	16	964	60.25
6.	Manhattan	18	1085	60.28
7.	Quinnipiac	17	1038	61.06
8.	Saint Peter's	16	1010	63.13
9.	Rider	17	1117	65.71
10.	Canisius	17	1175	69.12
11.	Niagara	16	1237	77.31

Scoring Margin

	Team	G	Off	Def	Margin
1.	Quinnipiac	17	67.88	61.06	+6.82
2.	Fairfield	17	64.24	59.41	+4.82
3.	Manhattan	18	63.72	60.28	+3.44
4.	Monmouth	15	57.80	58.73	-0.93
5.	Saint Peter's	16	61.88	63.13	-1.25
6.	Siena	15	54.60	56.33	-1.73
7.	Iona	13	53.62	57.23	-3.62
8.	Rider	17	60.18	65.71	-5.53
9.	Marist	16	53.81	60.25	-6.44
10.	Niagara	16	69.88	77.31	-7.44
11.	Canisius	17	55.06	69.12	-14.06

Free Throw Percentage

	Team	G	FTM	FTA	Pct.
1.	Fairfield	17	171	223	.767
2.	Saint Peter's	16	227	313	.725
3.	Quinnipiac	17	196	274	.715
4.	Rider	17	181	255	.710
5.	Manhattan	18	185	262	.706
6.	Niagara	16	222	318	.698
7.	Marist	16	154	227	.678
8.	Monmouth	15	126	186	.677
9.	Canisius	17	144	234	.615
10.	Iona	13	84	137	.613
11.	Siena	15	110	187	.588

Field Goal Percentage

	Team	G	FGM	FGA	Pct.
1.	Fairfield	17	417	986	.423
2.	Quinnipiac	17	424	1059	.400
3.	Rider	17	372	931	.400
4.	Iona	13	273	691	.395
5.	Manhattan	18	436	1114	.391
6.	Saint Peter's	16	347	911	.381
7.	Monmouth	15	322	864	.373
8.	Niagara	16	408	1115	.366
9.	Marist	16	319	872	.366
10.	Canisius	17	333	943	.353
11.	Siena	15	318	908	.350

Field Goal Percentage Defense

	Team	G	FGM	FGA	Pct.
1.	Manhattan	18	402	1079	.373
2.	Rider	17	411	1098	.374
3.	Quinnipiac	17	372	985	.378
4.	Siena	15	296	778	.380
5.	Marist	16	359	943	.381
6.	Saint Peter's	16	351	912	.385
7.	Fairfield	17	379	975	.389
8.	Monmouth	15	345	887	.389
9.	Iona	13	270	661	.408
10.	Canisius	17	449	1017	.441
11.	Niagara	16	466	994	.469



2021-22 CANISIUS WOMEN'S BASKETBALL GAME NOTES

LETTING IT RAIN

Dating back to the beginning of the 2020-21 season, Canisius has had a reliance on the 3-point shot.

Canisius has had 477 of its 1179 points (40.5 percent) scored in the last two seasons off of 3-point field goals. That total currently ranks as the 7th-highest percentage for a Division I program. The closest MAAC school to Canisius is Fairfield, who ranks 112th with 30.3 percent (618 of 2037 points).

For the 2021-22 season, Canisius has the 9th-highest percentage of points off 3-pointers (40.4%). Monmouth is second in the MAAC and 63rd nationally with 33.6 percent of its points coming from 3-pointers.

Five Canisius players have scored over 40 percent of their points from beyond the arc this season (**Cheyenne Stubbs** — 63.2%, **Erika Joseph** — 54.5%, **Shaunae Brown** — 52.8%, **Ella Vääänen** — 48.0% and **Dani Haskell** — 45.8%).

THRIVING AT HOME

Sophomore guard **Dani Haskell** has scored 140 points in nine home games this season (15.56 points per game). Haskell's average is the highest by a Griffis player since **D'Jhai Patterson-Ricks** logged 16.1 points per game over 13 contests in the 2019-20 season.

Haskell is just the fifth player (sixth occurrence) in the last 20 seasons to average at least 15 points per home game in a season.

The Franklinville, N.Y., native joins **Jenél Stevens** (18.7 PPG in 2002-03 and 18.4 PPG in 2003-04), **Marie Warner** (16.6 PPG in 2008-09), **Patterson-Ricks** and **Sara Hinriksdóttir** (15.57 PPG in 2017-18) on the list.

PROTECTING THE RIM

With two blocks in the Monday's loss to Marist, freshman forward **Rhay Porter** is inching closer to the Canisius' freshman block record.

Porter now has 23 blocks on the season, the second-most rejections by a first-year player in Canisius' Division I era. She is five shy of tying **Jen Lennox's** record of 28, initially sent during the 2010-11 season.

The 23 blocks by Porter is the most by a Canisius player since **Crystal Porter** had 25 during the 2015-16 season.

In the team's Jan. 9 overtime loss to its "Battle of the Bridge" rival, Niagara, Porter recording six blocks, tying the Canisius program record for blocks in a game. She became the third Canisius player to reject six shots, joining **Cindy Ulreich** (Jan. 15, 1987 vs. Queens) and **Jen Lennox** (Jan. 20, 2013 vs. Rider).

Her six blocks are tied for the most rejections by a first-year player amongst Division I players this season. DePaul's **Aneesah Morrow**, Northwestern's **Caleigh Walsh**, USC's **Rayah Marshall**, LIU's **Tayra Eke** and Texas Tech's **Kadija Faye** are the other five Division I freshmen with a six-block performance this season.

In addition to her six blocks, Porter also recorded 10 rebounds in the contest, becoming the first freshman to record at least 10 rebounds and six blocks in a game since North Alabama's **Sakyia White** had 19 rebounds and six blocks against North Florida in the quarterfinals of the Atlantic Sun Tournament on March 11, 2021.

Among first-year players, Porter is one of 12 freshmen to record at least 23 blocks this season.

RACKING UP THE BOARDS

After tying the single-game blocks record and as she nears the freshman block record, Porter secured the most rebounds by a first-year player in nearly 24 years on Jan. 13 against Rider.

Porter secured a season-high 15 rebounds in 18:05 of game action in the Griffis' 59-51 loss to the Broncs, marking the most boards by a Canisius first-year player since **Maggie Guidry** had 16 against Fairfield on Feb. 17, 1997.

The Scotia, N.Y., native is just one of two players to log 15 rebounds in under 20 minutes of action this season. Miami's **Lola Pemande** is the other player to accomplish the feat, hauling in 15 rebounds in 19:10 against Robert Morris in a non-league contest on Dec. 12.

The 15-rebound performance by Porter was the first time a Canisius player recorded at least 15 rebounds in a contest since **Danielle Sanderlin** also had 15 rebounds against Stetson on Dec. 19, 2019.

HASKELL NETS 20-PLUS

With her career-high 27 points in the Jan. 9 loss to "Battle of the Bridge" rival Niagara, sophomore guard **Dani Haskell** became one of eight players in the MAAC to record at least three 20-point performances this season.

Haskell is currently in a two-way tie for the seventh-most 20-point games in the MAAC this season, tied with Quinnipiac's **Mackenzie DeWees**.

Fairfield's **Lou Lopez-Senechal** leads the conference with 11 such games, having recording eight straight 20-point games. Manhattan's **Dee Dee Davis** is in second place with six 20-point games, while Saint Peter's' **Kendrea Williams** has five, good for third place.

Niagara's **Angel Parker**, Rider's **Lenaeja Evans** and Saint Peter's' **Kassondra Brown** are all tied with four apiece.

3-POINTERS

PCT OF POINTS OFF 3-POINTERS

Since 2020-21 Season

Program	PTS	3P PTS	%3P
FGCU	3386	1467	43.3%
Valparaiso	2733	1161	42.5%
UC San Diego	1741	729	41.9%
Lehigh	2439	1002	41.1%
High Point	2854	1170	41.0%
Dixie St.	912	372	40.8%
Canisius	1179	477	40.5%
Iowa St.	3723	1482	39.8%
Creighton	2745	1089	39.67%
Harvard	1301	516	39.66%

HOT AT HOME

15+ PPG AT HOME IN LAST 20 YEARS

Player	Year	PPG
Jenél Stevens	2002-03	18.7
Jenél Stevens	2003-04	18.4
Marie Warner	2008-09	16.6
D'Jhai Patterson-Ricks	2019-20	16.1
Sara Hinriksdóttir	2017-18	15.57
Dani Haskell	2021-22	15.56

RECORD BOOK

MOST BLOCKS BY A FRESHMAN

In Division I Era (Since 1986-87)

Player	Season	BLK
Jen Lennox	2010-11	28
Rhay Porter	2021-22	23
Whitney Ellenor	2009-10	22

MOST BLOCKS IN A GAME

Player	Date	BLK
Cindy Ulreich	1/5/87	6
Jen Lennox	1/20/13	6
Rhay Porter	1/9/22	6

20-POINT GAMES

20-POINT GAMES BY MAAC PLAYERS

Player	Team	Games
Lou Lopez-Senechal	Fairfield	11
Dee Dee Davis	Manhattan	6
Kendrea Williams	Saint Peter's	5
Angel Parker	Niagara	4
Lenaeja Evans	Rider	4
Kassondra Brown	Saint Peter's	4
Dani Haskell	Canisius	3
Mackenzie DeWees	Quinnipiac	3

CANISIUS STATISTICALLY...



IN TOP-150



IN MAAC

STATISTIC RANKINGS

(Through games completed on 1/25/22)

	STAT	NCAA	MAAC
ASSIST/TO RATIO	0.52	—	11th
ASSISTS	162	—	10th
ASSISTS PER GAME	9.5	—	10th
BLOCKED SHOTS	56	—	3rd
BLOCKS PER GAME	3.3	—	4th
FEWEST FOULS	274	T-146th	6th
FEWEST TURNOVERS	313	—	8th
FIELD GOAL PCT.	.353	—	10th
FIELD GOAL DEFENSE	.441	—	10th
FREE THROW ATT.	.234	—	6th
FREE THROWS MADE	144	—	8th
FREE THROW PCT.	.615	—	9th
FOULS PER GAME	16.1	T-142nd	6th
REBOUND MARGIN	-6.9	—	10th
TOTAL REBOUNDS	560	—	9th
REBOUNDS PER GAME	32.94	—	10th
SCORING DEFENSE	69.1	—	10th
SCORING MARGIN	-14.1	—	11th
SCORING OFFENSE	55.1	—	8th
STEALS	112	—	10th
STEALS PER GAME	6.6	—	11th
3-POINT FG DEFENSE	.315	—	9th
3-POINT FG ATTEMPTS	415	49th	1st
3-POINT FG MADE	126	T-63rd	1st
3-POINT FG PER GAME	7.4	59th	1st
3-POINT FG PCT	.304	—	2nd
TURNOVER MARGIN	-3.41	—	11th
TURNOVERS FORCED	15.00	—	11th
TURNOVERS PER GAME	18.4	—	6th

INDIVIDUAL (ALL GAMES)

BLOCKED SHOTS			
Rhay Porter	23	T-109th	T-3rd
BLOCKS PER GAME			
Rhay Porter	1.44	T-99th	4th
FIELD GOAL ATTEMPTS			
Dani Haskell	220	T-143rd	5th
MINUTES PLAYED PER GAME			
Erika Joseph	33.72	146th	6th
POINTS PER GAME			
Dani Haskell	13.9	—	8th
3-POINT FIELD GOAL ATTEMPTS			
Dani Haskell	123	T-37th	1st
3-POINT FIELD GOALS MADE			
Dani Haskell	36	T-115th	2nd
3-POINT FIELD GOALS MADE PER GAME			
Dani Haskell	2.12	T-112nd	2nd
Erika Joseph	1.75	—	8th
3-POINT FIELD GOAL PERCENTAGE			
Dani Haskell	.293	146th	3rd



2021-22 CANISIUS WOMEN'S BASKETBALL GAME NOTES

PLAYER ACCOMPLISHMENTS

10+ POINTS	'21-22	RECORD	CAREER	RECORD
Shaunae Brown	7	1-6	11	1-10
Lydia Gattozzi	3	0-3	3	0-3
Ella Väättänen	1	0-1	2	0-2
Athina Lexa	2	0-2	2	0-2
Dani Haskell	15	2-13	18	2-16
Jane McCauley	1 (at UVM)	0-1 (at UVM)	1	0-1
Kayla Jackson	1	1-0	4	2-2
Erika Joseph	8	1-7	9	1-8
Cheyenne Stubbs	2	1-1	2	1-1

10+ REBOUNDS	'21-22	RECORD	CAREER	RECORD
Kayla Jackson	4	1-3	6	1-5
Rhay Porter	3	1-2	3	1-2

20+ POINTS	'21-22	RECORD	CAREER	RECORD
Dani Haskell	3	1-2	3	1-2

LED IN SCORING	'21-22	RECORD	CAREER	RECORD
Shaunae Brown	4	0-4	5	0-5
Lydia Gattozzi	1	0-1	1	0-1
Athina Lexa	1	0-1	1	0-1
Dani Haskell	9	1-8	12	1-11
Jane McCauley	1 (at UVM)	0-1 (at UVM)	1	0-1
Erika Joseph	3	0-3	3	0-3

LED IN REBOUNDS	'21-22	RECORD	CAREER	RECORD
Shaunae Brown	1	0-1	2	0-2
Ella Väättänen	—	—	1	0-1
Dani Haskell	1	0-1	1	0-1
Kayla Jackson	8	1-7	17	3-14
Erika Joseph	1	0-1	3	0-3
Rhay Porter	6	1-5	6	1-5

LED IN ASSISTS	'21-22	RECORD	CAREER	RECORD
Shaunae Brown	6	1-5	9	1-8
Lydia Gattozzi	1	0-1	1	0-1
Ella Väättänen	1	0-1	1	0-1
Athina Lexa	3	1-2	3	1-2
Dani Haskell	7	0-7	8	0-8
Kayla Jackson	1	0-1	3	0-3
Erika Joseph	1	0-1	7	1-6
Cheyenne Stubbs	1	0-1	1	0-1

LED IN STEALS	'21-22	RECORD	CAREER	RECORD
Shaunae Brown	3	0-3	5	0-5
Lydia Gattozzi	1	1-0	1	1-0
Ella Väättänen	2	0-2	9	2-7
Athina Lexa	2	0-2	2	0-2
Dani Haskell	6	0-6	7	0-7
Jane McCauley	—	—	1	1-0
Kayla Jackson	6	1-5	12	1-11
Erika Joseph	2	1-1	5	2-3
Cheyenne Stubbs	3	0-3	3	0-3
Rhay Porter	2	0-2	2	0-2

LED IN BLOCKS	'21-22	RECORD	CAREER	RECORD
Shaunae Brown	—	—	1	0-1
Lydia Gattozzi	2	0-2	2	0-2
Ella Väättänen	6	0-6	24	5-19
Athina Lexa	1	0-1	1	0-1
Dani Haskell	1	0-1	1	0-1
Kayla Jackson	2	1-1	8	2-6
Erika Joseph	1	0-1	5	0-5
Cheyenne Stubbs	1	0-1	1	0-1
Rhay Porter	9	2-7	9	2-7

STRONG ON THE GLASS

Senior forward **Kayla Jackson** is one of nine players in the MAAC this season to record at least four double-digit rebound totals.

The Rochester, N.Y., native has at least seven rebounds in eight of her 15 appearances this season and has a double-digit rebounding total in four of those contests.

Jackson's four double-digit rebounding performances are tied for the eighth-most in the MAAC, sharing the ranking with Marist's **Zaria Shazer** and Saint Peter's' **Sky Castro**.

Manhattan's **Courtney Warley** paces the MAAC with 11 double-figure rebounding totals. Fairfield's **Andrea Hernangomez** and Quinnipiac's **Mikala Morris** are tied for second with six such performances. Quinnipiac's **Makenzie DeWees**, Rider's **Raphaella Toussaint** and Saint Peter's' **Kassondra Brown** are behind Morris with five apiece.

SIBLING RIVALRY

Senior guard **Erika Joseph** has the distinction of saying that her brother, **Cory Joseph**, is currently playing in the NBA. Cory is currently playing with the Detroit Pistons and is in his 11th season in the Association.

Erika leads the Joseph sibling rivalry in minutes (33.7), points (9.5), rebounds (3.2) and has a slight advantage in steals (0.75) over her 16 appearances with Canisius. Cory's lone advantage is in the assists category (3.9) over his 36 games played with the Pistons.

NEW FACES

Canisius welcomes seven first-year students to this year's squad. The seven freshmen are the most first-year players on a Canisius roster on record, breaking the previous record of six (2002-03). The Griff's seven freshmen are tied for the 16th-most for a Division I program this season and are the most for a single MAAC school. Iona has the second-highest total with six.

Athina Lexa, **Xanthippi Karatasiou** and **Élia Pérez** are the three Canisius international freshmen, tied for the sixth-highest total in all of Division I. Wichita State has the most first-year international players with five. Iona leads the MAAC and is tied for second with four, joining McNeese State, San Francisco and Winthrop.

CANISIUS' UNITED NATIONS

Canisius has six international players on its roster from four different countries this season.

Canada (**Shaunae Brown** and **Erika Joseph**) and Greece (**Athina Lexa** and **Xanthippi Karatasiou**) are each represented twice, while Finland (**Ella Väättänen**) and Spain (**Élia Pérez**) have one representative.

The six non-American-born players are tied for the 15th-most by any Division I team. The total is also the second-most of any MAAC school, only trailing Iona (7).

OPA!

Freshmen **Athina Lexa** and **Xanthippi Karatasiou** have represented their home country of Greece at the national level.

Lexa was on the Greek National Women's Under-16 team, winning a silver medal at the 2018 FIBA European Championships in Montenegro. She averaged 2.3 points, 2.0 rebounds in roughly 11 minutes over the four contests she played. She also participated in training camp with the Greek Women's National Team for the 2020 Summer Olympics in Tokyo this past summer.

Karatasiou also represented Greece at the national level, playing on the Under-16 team at the 2019 FIBA European Championships held in Skopje, Macedonia.

ON THE GLASS

10+ BOARDS BY MAAC PLAYERS		
Player	Team	Games
Courtney Warley	Manhattan	11
Andrea Hernangomez	Fairfield	6
Mikala Morris	Quinnipiac	6
Makenzie DeWees	Quinnipiac	5
Raphaella Toussaint	Rider	5
Kassondra Brown	Saint Peter's	5
Selena Philox	Siena	5
Kayla Jackson	Canisius	4
Zaria Shazer	Marist	4
Sky Castro	Saint Peter's	4

SIBLING RIVALRY

Stats through games on Jan. 25					
Player	MPG	PPG	RPG	APG	SPG
Cory Joseph	23.3	8.4	2.3	3.9	0.69
Erika Joseph	33.7	9.5	3.2	1.1	0.75

BY THE NUMBERS

MOST INTERNATIONAL FRESHMEN		
Team	Conference	Total
Wichita State	American	5
Iona	MAAC	4
McNeese St.	Southland	4
San Francisco	WCC	4
Winthrop	Big South	4
Canisius	MAAC	3
9 other schools with		3

LAST FIVE GAMES

Team Box Score

No.	Player	Total					3-Point		F-Throw		Rebounds			PF			DQ			A			TO			BLK			STL			PTS			AVG		
		GP-GS	MIN	AVG	FG-FGA	FG%	3FG-3FGA	3FG%	FT-FTA	FT%	OFF	DEF	TOT	AVG	PF	DQ	A	TO	BLK	STL	PTS	AVG															
14	HASKELL, Dani	5-5	141:34	28.3	16-47	.340	10-28	.357	6-6	1.000	3	11	14	2.8	12	0	8	13	1	4	48	9.6															
12	LEXA, Athina	5-2	104:55	21.0	15-37	.405	4-14	.286	3-6	.500	3	9	12	2.4	9	0	7	9	1	5	37	7.4															
23	JOSEPH, Erika	5-5	157:44	31.5	12-42	.286	5-23	.217	6-8	.750	3	8	11	2.2	13	0	6	8	0	4	35	7.0															
0	BROWN, Shaunae	5-5	139:20	27.9	12-38	.316	10-23	.435	0-0	.000	0	12	12	2.4	6	0	6	10	1	4	34	6.8															
21	JACKSON, Kayla	5-5	101:06	20.2	14-25	.560	0-0	.000	3-8	.375	11	17	28	5.6	11	0	3	8	1	6	31	6.2															
24	STUBBS, Cheyenne	5-0	104:05	20.8	5-22	.227	2-7	.286	4-4	1.000	1	6	7	1.4	9	0	0	11	2	3	16	3.2															
2	GATTOZZI, Lydia	5-0	81:04	16.2	5-17	.294	1-6	.167	4-4	1.000	4	6	10	2.0	4	0	4	10	0	1	15	3.0															
33	PORTER, Rhay	5-0	75:07	15.0	4-12	.333	0-0	.000	3-10	.300	10	19	29	5.8	9	0	4	5	5	2	11	2.2															
5	VAATANEN, Ella	5-3	98:10	19.6	3-23	.130	1-10	.100	1-2	.500	3	7	10	2.0	8	0	3	6	4	1	8	1.6															
Team											13	7	20					3																			
Total		5	1003		86-263	.327	33-111	.297	30-48	.625	51	102	153	30.6	81	0	41	83	15	30	235	47.0															
Opponents		5	1000		124-270	.459	23-75	.307	52-81	.642	53	135	188	37.6	61	0	74	65	13	41	323	64.6															



2021-22 CANISIUS WOMEN'S BASKETBALL GAME NOTES

CANISIUS QUICK FACTS

GENERAL INFORMATION

LocationBuffalo, N.Y.
 Enrollment.....3,120
 Founded.....1870
 Nickname.....Golden Griffins
 School Colors Blue (Pantone 289), Gold (Pantone 124)
 Conference Metro Atlantic Athletic Conference (MAAC)
 President.....John J. Hurley
 Athletics Director.....Bill Maher
 Athletics Website.....www.gogriffs.com
 Ticket Office Phone.....(716) 888-TIXX (8499)

HISTORY

Seasons of Basketball.....47th
 First Season.....1975-76
 First Division I Season1986-87
 All-Time Record (Win %)614-652 (.485)
 Conference Regular Season Titles (last)None
 Conference Postseason Tournament Titles (last)1 (2005)
 NCAA Tournament Appearances (last)1 (2005)
 NCAA Tournament Record0-1 (.000)
 Consecutive NCAA Appearances.....None
 NCAA Final Four Appearances.....None
 WNIT Appearances (last).....1 (2009)

KOESSLER ATHLETIC CENTER

Year Opened (Seasons).....1968 (47th)
 Capacity2,196
 All-Time Record (Win %)294-206 (.588)
 Record under Sahar Nusseibeh2-7

COACHING STAFF

Head CoachSahar Nusseibeh (American '09)
 Record at Canisius.....2-15
 Overall Record2-15
 Assistant CoachJared Zeidman (Quinnipiac '08)
 1st Season
 Assistant CoachKrista Beechy (Grove City '10)
 1st Season
 Academic & Operations Coach Ben Lober (Michigan State '20)
 2nd Season

2020-21 REVIEW

Overall Record0-5 (.000)
 MAAC Record (Finish)0-4
 Home Record0-1
 Away Record0-4
 Neutral Record.....0-0
 MAAC Tournament.....N/A
 NCAA Tournament.....N/A

2021-22 TEAM INFORMATION

Letterwinners Returning / Lost.....5 / 6
 Starters Returning / Lost4 / 1
 Newcomers7
 Fr / So / Jr / Sr / Gr.....7 / 1 / 1 / 2 / 1

COMMUNICATIONS

Marshall HaimAthletic Communications Graduate Assistant
 Office.....(716) 888-8266
 Mobile.....(716) 465-4945
 Email.....haimm@canisius.edu
 Mailing Address.....Canisius College Athletics
 2001 Main Street
 Buffalo, N.Y. 14208
 Twitter/Instagram@GoGriffs
 Hashtags.....#GoGriffs | #MAACHoops

STARTING LINEUP TRACKER

Date	Opponent	1	2	3	4	5
Nov. 9	at Buffalo	Brown	Haskell	Joseph	Jackson	Väätänen
Nov. 13	at Binghamton	Brown	Haskell	Joseph	Jackson	Väätänen
Nov. 17	at St. Bonaventure	Brown	Haskell	Joseph	Jackson	Väätänen
Nov. 20	COLGATE	Brown	Haskell	Joseph	Jackson	Väätänen
Nov. 23	DETROIT MERCY	Brown	Haskell	Joseph	Jackson	Väätänen
Nov. 27	ROBERT MORRIS	Brown	Haskell	Joseph	Jackson	Väätänen
Dec. 1	at Duquesne	Brown	Haskell	Joseph	Jackson	Väätänen
Dec. 8	YOUNGSTOWN STATE	Brown	Haskell	Joseph	Jackson	Väätänen
Dec. 15	at UAlbany	Brown	Haskell	Joseph	Jackson	Väätänen
Dec. 19	SAINT PETER'S	Brown	Haskell	Joseph	Jackson	Väätänen
Dec. 21	MANHATTAN	Brown	Haskell	Joseph	Jackson	Väätänen
Jan. 8	NIAGARA	Brown	Haskell	Stubbs	Gattozzi	Väätänen
Jan. 13	RIDER	Brown	Haskell	Joseph	Jackson	Väätänen
Jan. 15	FAIRFIELD	Brown	Haskell	Joseph	Jackson	Väätänen
Jan. 20	at Saint Peter's	Brown	Haskell	Joseph	Jackson	Väätänen
Jan. 22	at Monmouth	Brown	Haskell	Lexa	Joseph	Jackson
Jan. 24	at Marist	Brown	Haskell	Lexa	Joseph	Jackson
Jan. 27	QUINNIPIAC					
Jan. 29	SIENA					
Feb. 3	at Iona					
Feb. 5	at Fairfield					
Feb. 7	at Quinnipiac					
Feb. 10	MONMOUTH					
Feb. 12	MARIST					
Feb. 17	at Manhattan					
Feb. 19	at Rider					
Feb. 24	at Siena					
Feb. 26	at Niagara					
March 5	IONA					

COMBINATIONS

Rank	Combination	Times Used	Record	Last Used
1	Brown - Haskell - Joseph - Jackson - Väätänen	14	2-12	1/20/22 at Saint Peter's
2	Brown - Haskell - Lexa - Joseph - Jackson	2	0-2	1/24/22 at Marist
3	Brown - Haskell - Stubbs - Gattozzi - Väätänen	1	0-1	1/9/22 vs. Niagara

STARTING STREAKS AND TOTALS

#	Player	Streak	2021-22	Career	at Canisius	MAAC
0	Shaunae Brown	22	17	29	29	19
2	Lydia Gattozzi	—	1	1	1	1
5	Ella Väätänen	—	15	44	17	8
11	Hannah Dolan	—	—	—	—	—
12	Athina Lexa	2	2	2	2	2
13	Xanthippi Karataslou	—	—	—	—	—
14	Dani Haskell	22	17	22	22	12
15	Élia Pérez	—	—	—	—	—
21	Kayla Jackson	5	16	25	21	11
23	Erika Joseph	5	16	57	57	33
24	Cheyenne Stubbs	—	1	1	1	1
33	Rhay Porter	—	—	—	—	—

Canisius



2021-22 CANISIUS WOMEN'S BASKETBALL GAME NOTES

SERIES HISTORY VS. QUINNIPIAC



AT



ALL-TIME SERIES

QUINNIPIAC LEADS, 16-0

Home Games	0-7 (.000)
Road Games	0-7 (.000)
Neutral Site Games	0-2 (.000)
MassMutual Center (Springfield, Mass.)	0-1 (.000)
MVP Arena (Albany, N.Y.)	0-1 (.000)

HIGHEST SCORES - CANISIUS

Buffalo	68
..... QUI, 80-68 (1/17/16)	
Hamden	85
..... QUI, 88-85 (OT) (2/15/15)	
Neutral Site	61
..... QUI, 72-61 (3/7/14)	

COACHING RECORDS

Sahar Nusselbeh vs. Quinnipiac	
Total	0-0
at Canisius	0-0
Tricia Fabbri vs. Canisius	
Total	16-0
at Marist	16-0

HIGHEST SCORES - QUINNIPIAC

Buffalo	86
..... QUI, 86-66 (1/9/15)	
Hamden	88
..... QUI, 88-85 (OT) (2/15/15)	
Neutral Site	72
..... QUI, 72-61 (3/7/14)	

LARGEST WINNING MARGINS

Canisius	
Buffalo	Never
Hamden	Never
Neutral Site	Never
Quinnipiac	
Buffalo	29 (84-55), 1/26/18
Hamden	25 (64-39), 2/9/18
Neutral Site	11 (72-61), 3/7/14

ALL-TIME VS. QUINNIPIAC

12/21/13	Buffalo, N.Y.	L	55-65
2/9/14	Hamden, Conn.	L	51-65
3/7/14	Springfield, Mass.	L	61-72
1/9/15	Buffalo, N.Y.	L	66-86
2/15/15	Hamden, Conn.	L	85-88 (OT)
1/8/16	Hamden, Conn.	L	54-63
1/17/16	Buffalo, N.Y.	L	68-80
1/7/17	Buffalo, N.Y.	L	53-64
2/25/17	Hamden, Conn.	L	49-62
3/3/17	Albany, N.Y.	L	58-63
1/26/18	Buffalo, N.Y.	L	55-84
2/9/18	Hamden, Conn.	L	39-64
1/20/19	Buffalo, N.Y.	L	42-55
2/9/19	Hamden, Conn.	L	51-68
1/18/20	Hamden, Conn.	L	71-74
3/7/20	Buffalo, N.Y.	L	57-63

CURRENT GRIFFS VS. QUINNIPIAC

#0 SHAUNAE BROWN

Opponent (Date)	MP	FG-A	PCT	3PT-A	PCT	FT-A	PCT	O-D-T	PF	A	TO	BLK	ST	TP
at Quinnipiac (1/18/20)	19	5-8	.625	1-3	.333	0-0	—	0-3-3	2	2	2	0	0	11
Quinnipiac (3/7/20)	8	0-0	—	0-0	—	0-0	—	0-0-0	1	0	1	0	0	0
TOTAL (2 games)	27	5-8	.625	1-3	.333	0-0	—	0-3-3	3	2	3	0	0	11
Averages	13.5							1.5		1.0		0.0	0.0	5.5

#23 ERIKA JOSEPH

Opponent (Date)	MP	FG-A	PCT	3PT-A	PCT	FT-A	PCT	O-D-T	PF	A	TO	BLK	ST	TP
Quinnipiac (1/20/19)	6	0-0	—	0-0	—	0-0	—	0-0-0	1	1	2	0	0	0
at Quinnipiac (2/9/19)	3	0-2	.000	0-0	—	0-0	—	0-1-1	0	0	0	0	0	0
at Quinnipiac (1/18/20)	15	0-2	.000	0-0	—	0-0	—	0-3-3	3	2	0	0	0	0
Quinnipiac (3/7/20)	4	0-0	—	0-0	—	0-0	—	0-0-0	1	0	1	0	0	0
TOTAL (4 games)	28	0-4	.000	0-0	.000	0-0	.000	0-4-4	5	3	3	0	0	0
Averages	7.0							1.0		0.8		0.0	0.0	0.0



2021-22 CANISIUS WOMEN'S BASKETBALL GAME NOTES

THE LAST TIME...

SCORING

Canisius Scored 80+ Points	L, 86-87 (OT)	vs. Niagara (1/9/22)
Canisius Scored 80+ Points in a MAAC Game	L, 86-87 (OT)	vs. Niagara (1/9/22)
Canisius Scored 90+ Points	L, 94-100 (3OT)	at St. Bonaventure (11/13/18)
Canisius Scored 90+ Points in MAAC Game	W, 90-70	vs. Saint Peter's (2/18/07)
Canisius Scored 100+ Points	W, 104-68	vs. Stetson (11/22/02)
Canisius Scored 100+ Points in MAAC Game	W, 100-86	vs. Rider (2/24/02)
Canisius Scored Under 50 Points	L, 44-57	at Marist (1/24/22)
Canisius Scored Under 50 Points in MAAC Game	L, 44-57	at Marist (1/24/22)

MISCELLANEOUS SCORING

Scored 40+ Points in a Half (Excluding OT)	41 (2nd Half)	vs. Youngstown State (12/8/21)
Scored 45+ Points in a Half (Excluding OT)	48 (1st Half)	at Quinnipiac (1/18/20)
Scored 50+ Points in a Half (Excluding OT)	54 (2nd Half)	vs. Saint Francis (Pa.) (10/30/14)
Scored 90+ Points in Consecutive Games		vs. Rider (100 — 2/24/02) vs. Fairfield (92 — 2/28/02) vs. Stetson (104 — 11/22/02)
Scored 90+ Points in Three Consecutive Games		vs. Rider (100 — 2/24/02) vs. Fairfield (92 — 2/28/02) vs. Stetson (104 — 11/22/02)
Scored 100+ Points in Consecutive Games		at Manhattan (101 — 1/27/02); vs. Marist (103 (1/31/02)

OPPONENT SCORING

Scored 80+ Points	L, 86-87 (OT)	by Niagara (1/9/22)
Scored 80+ Points in a MAAC Game	L, 86-87 (OT)	by Niagara (1/9/22)
Scored 90+ Points	L, 42-102	by Buffalo (11/9/21)
Scored 90+ Points in a MAAC Game	L, 59-90	by Marist (1/9/20)
Scored 100+ Points	L, 42-102	by Buffalo (11/9/21)
Scored 100+ Points in a MAAC game	L, 86-109	by Manhattan (2/21/97)
Scored Less Than 50 Points	W, 67-47	by Iona (2/4/19)
Scored Less Than 50 Points in a MAAC Game	W, 67-47	by Iona (2/4/19)

SHOOTING

Shot 50% or Better FG in a Game	54.1% (33-of-61)	vs. Niagara (2/24/20)
Shot 55% or Better FG in a Game	55.1% (27-of-49)	vs. Iona (2/4/19)
Shot 60% or Better FG in a Game	61.1% (33-of-54)	at Drake (1/12/93)
Shot 30% or Worse FG in a Game	29.4% (15-of-51)	vs. Fairfield (1/15/22)

OPPONENT SHOOTING

Shot 50% or Better FG in a Game	53.6% (30-of-56)	by Saint Peter's (1/20/22)
Shot 55% or Better FG in a Game	55.1% (27-of-49)	by Iona (2/4/19)
Shot 60% or Better FG in a Game	61.1% (33-of-54)	by Toledo (12/29/19)
Shot 30% or Worse FG in a Game	23.4% (15-of-64)	by Siena (2/1/20)
Shot 25% or Worse FG in a Game	23.4% (15-of-64)	by Siena (2/1/20)

FREE THROW SHOOTING

90% FT or Better in a Game (Min. 10 FTA)	91.7% (11-of-12)	at Saint Peter's (1/20/22)
100% FT in a Game (Min. 10 FTA)	100% (14-of-14)	at Monmouth (3/9/19)
50% FT or Worse FG in a Game (Min. 10 FTA)	50.0% (6-of-12)	at St. Bonaventure (11/17/21)
Attempted 40+ Free Throws	40	vs. Saint Peter's (1/30/09)
Attempted 5 Free Throws or Less	3	at UAlbany (12/15/21)
Made 30 Free Throws	30	vs. Saint Peter's (1/30/09)

3-POINT SHOOTING

Made 10+ 3-Pointers	11	vs. Niagara (1/9/22)
Made 11+ 3-Pointers	11	vs. Niagara (1/9/22)
Made 12+ 3-Pointers	12	at Marist (2/13/20)
Made 13+ 3-Pointers	13	at Buffalo (12/7/09)
Made 14+ 3-Pointers	14	vs. Detroit Mercy (12/28/08)
Made 15+ 3-Pointers		Never

MARGIN OF VICTORY / DEFEAT

Won Game Decided by One Point	W, 54-53	vs. Monmouth (2/22/20)
Won Game by 30+ Points	+30 (80-50)	vs. Binghamton (11/25/15)
Won Game by 35+ Points	+42 (70-28)	vs. Rider (2/20/11)
Won Game by 40+ Points	+42 (70-28)	vs. Rider (2/20/11)
Won Game by 45+ Points	+45 (78-33)	vs. Colgate (11/12/07)
Won Game by 50+ Points	+51 (87-36)	vs. Mercyhurst (2/20/86)
Lost Game Decided by One Point	L, 86-87 (OT)	vs. Niagara (1/9/22)
Lost Game by 30+ Points	-36 (37-73)	vs. Fairfield (1/15/22)
Lost Game by 40+ Points	-60 (42-102)	at Buffalo (11/9/21)
Lost Game by 45+ Points	-60 (42-102)	at Buffalo (11/9/21)
Lost Game by 50+ Points	-60 (42-102)	at Buffalo (11/9/21)
Two Consecutive Games Decided by One Point		Never

Two Consecutive Games Decided by Five Points		vs. Siena (1/11/20 — L, -2) at Fairfield (1/16/20 — L, -2) at Quinnipiac (1/18/20 — L, -3)
Three Consecutive Games Decided by Five Points		vs. Siena (1/11/20 — L, -2) at Fairfield (1/16/20 — L, -2) at Quinnipiac (1/18/20 — L, -3)
Four Consecutive Games Decided by Five Points		at Siena (1/22/16 — L, -4) at Fairfield (1/24/16 — L, -4) at Niagara (1/28/16 — W, +2) vs. Iona (2/1/16 — L, -3)

Five Consecutive Games Decided by Five Points		vs. Bryant (1/11/86 — W, +3) at St. Bonaventure (1/16/86 — L, -3) at Colgate (1/18/86 — OTL, -5) vs. Gannon (1/21/86 — OTW, +2) at Indiana (Pa.) (1/24/86 — W, +4)
---	--	--

Won a Game Following a 15-Point Deficit	15	vs. St. Bonaventure (11/17/19 — W, 84-82)
Won a Game Following an 18-Point Deficit	18	at Saint Francis (Pa.) (11/30/14 — W, 87-74)

REBOUNDING

Posted 45+ Rebounds	46	vs. Siena (3/10/20)
Posted 50+ Rebounds	51	vs. UTRGV (11/17/18)
Posted 55+ Rebounds	55	vs. Saint Francis (Pa.) (11/21/15)
Posted 60+ Rebounds	60	vs. Cornell (11/27/98)
Back-to-Back 50+ Rebound Games		at St. Bonaventure (11/13/18 — 51) vs. UTRGV (11/17/18 — 51)
Outrebounded Opponent by 15+	+17 (40-23)	vs. Saint Peter's (1/25/20)
Outrebounded Opponent by 20+	+21 (55-34)	vs. Saint Francis (Pa.) (11/21/15)

OVERTIME GAMES

Won an Overtime Game	W, 64-60 (OT)	vs. Niagara (2/1/18)
Lost an Overtime Game	L, 86-87 (OT)	vs. Niagara (1/9/22)
Won an Overtime Game in MAAC Play	W, 64-60 (OT)	vs. Niagara (2/1/18)
Lost an Overtime Game in MAAC Play	L, 86-87 (OT)	vs. Niagara (1/9/22)
Game Decided in Two Overtimes	L, 82-90 (2OT)	vs. Fairfield (1/9/04)
Game Decided in Three Overtimes	L, 94-100 (3OT)	at St. Bonaventure (11/13/18)
Played Consecutive Overtime Games		at Niagara (1/28/16 — W, 68-66 — OT) vs. Iona (2/1/16 — L, 76-79 — OT)

TURNOVERS

Committed 20+ Turnovers in a Game	23	vs. Niagara (1/9/22)
Committed 10 Turnovers or Less in a Game	9	vs. St. Bonaventure (11/17/19)
Committed 8 Turnovers or Less in a Game	6	vs. Rider (2/18/18)
Committed 5 Turnovers or Less in a Game	5	vs. Saint Peter's (2/7/97)

Bold denotes occurred during 2021-22 season



2021-22 CANISIUS WOMEN'S BASKETBALL GAME NOTES

THE LAST TIME A CANISIUS PLAYER...

SCORING

Scored 25+ Points	27	Dani Haskell, vs. Niagara (1/9/22)
Scored 30+ Points	30	Danielle Sanderlin, at Saint Peter's (2/15/20)
Scored 35+ Points	36	Jénel Stevens, at Niagara (1/21/03)
Scored 40+ Points	42	Shauna Geronzin, vs. Niagara (2/20/00)
Scored 20+ Points in a Half	20	Sara Hinriksdóttir, 2nd half, at Morehead State (12/19/16)
Two Players Scored 20+ Points in Same Game		D'Jhai Patterson-Ricks (22), Danielle Sanderlin (20), vs. Colgate (11/20/19)
Two Players Scored 25+ Points in Same Game		Amanda Cavo (28), Brittané Russell (25), at Missouri State (12/21/08)
Three Players Scored 20+ Points in Same Game		Never since 2000-01
Scored 20+ Points in Two Straight Games		D'Jhai Patterson-Ricks (2), 1/18/20 - 1/23/20
Scored 20+ Points in Three Straight Games		Jénel Stevens (10), 12/21/02 - 1/26/03
Scored 20+ Points in Four Straight Games		Jénel Stevens (10), 12/21/02 - 1/26/03
Scored 20+ Points in Five Straight Games		Jénel Stevens (10), 12/21/02 - 1/26/03
Scored 30+ Points in Two Straight Games		Shauna Geronzin (2), 2/20/00 - 2/25/00
Scored 10+ Points in 10 Straight Games		Dani Haskell (11), 11/20/21 - 1/15/22
Scored 10+ Points in 15 Straight Games		D'Jhai Patterson-Ricks (18), 3/9/19 - 1/25/20
Scored 10+ Points in 20 Straight Games		Jénel Stevens (26), 2/14/02 - 2/12/03
Five Players Score 10+ Points in Same Game		D'Jhai Patterson-Ricks (12), Danielle Sanderlin (12), Shannon Conely (12), Sara Hinriksdóttir (11), Anndea Zeigler (10), vs. Miami (Ohio) (11/9/18)
Six Players Score 10+ Points in Same Game		Cheri Wittlieb (20), Jénel Stevens (17), Becky Zak (14), Lonnie Brown (13), Jessica Steeves (12), Jackie Richards (10), at Fairfield (2/14/04)

SUPERLATIVES

Last Canisius Double-Double		A.J. Timbers (16 pts, 11 reb), vs. Siena (3/10/20)
Last Canisius Double-Double (Pts/Ast)		Brittané Russell (15 pts, 10 ast), vs. Manhattan (1/11/10)
Last Double-Double in Consecutive Games		Danielle Sanderlin vs. Siena (20 pts, 10 reb — 1/11/20) at Fairfield (20 pts, 10 reb — 1/16/20)
Multiple Double-Doubles in Same Game		Marie Warner (17 pts, 10 reb) Brittané Russell (14 pts, 12 reb) vs. Marist (3/8/09)
Last Canisius Triple-Double		Tricia Breznitsky (10 pts, 11 reb, 10 ast), at Marist (1/23/00)
Last 20-Point, 10-Rebound Game		Danielle Sanderlin (23 pts, 12 reb), vs. Niagara (2/24/20)
Last 20-Point, 20-Rebound Game		Marie Warner (23 pts, 21 reb), vs. Saint Peter's (1/30/09)

FIELD GOALS

Made 10+ FG in a Game	10	Danielle Sanderlin, vs. Niagara (2/24/20)
Made 12+ FG in a Game	12	Danielle Sanderlin, at Saint Peter's (2/15/20)
Attempted 15+ FG in a Game	17	Dani Haskell, vs. Niagara (1/9/22)
Attempted 17+ FG in a Game	17	Dani Haskell, vs. Niagara (1/9/22)
Attempted 20+ FG in a Game	20	Danielle Sanderlin, at Iona (2/27/20)

3-POINT FIELD GOALS

Made 5+ 3-Point FG in a Game	5	Dani Haskell, vs. Detroit Mercy (11/23/21)
Made 6+ 3-Point FG in a Game	6	Maria Welch, at Monmouth (2/7/16)
Made 7+ 3-Point FG in a Game	7	Amanda Cavo, at Missouri State (12/21/07)
Attempted 10+ 3-Point FG in a Game	11	Dani Haskell, vs. Manhattan (12/21/21)
Attempted 12+ 3-Point FG in a Game	12	Dani Haskell, vs. Detroit Mercy (11/23/21)
Attempted 15+ 3-Point FG in a Game	18	Mimi LaMagna, vs. Siena (11/24/96)

FREE THROWS

Made 10+ Free Throws in a Game	11	Shayla Sweeney, at Iona (2/27/20)
Made 11+ Free Throws in a Game	11	Shayla Sweeney, at Iona (2/27/20)
Made 12+ Free Throws in a Game	12	D'Jhai Patterson-Ricks, vs. Rider (1/23/20)
Made 13+ Free Throws in a Game	13	Kayla Hoohuli, at Niagara (1/21/15)
Made 14+ Free Throws in a Game	16	Heather Fiore, vs. Colgate (1/22/97)
Made 15+ Free Throws in a Game	16	Heather Fiore, vs. Colgate (1/22/97)
Attempted 10+ Free Throws in a Game	10	Dani Haskell, vs. Detroit Mercy (11/23/21)
Attempted 11+ Free Throws in a Game	12	Shayla Sweeney, at Iona (2/27/20)
Attempted 12+ Free Throws in a Game	12	Shayla Sweeney, at Iona (2/27/20)
Attempted 13+ Free Throws in a Game	16	D'Jhai Patterson-Ricks, vs. Rider (1/23/20)
Attempted 14+ Free Throws in a Game	16	D'Jhai Patterson-Ricks, vs. Rider (1/23/20)
Attempted 15+ Free Throws in a Game	16	D'Jhai Patterson-Ricks, vs. Rider (1/23/20)

REBOUNDS

Had 10+ Rebounds	15	Rhay Porter, vs. Rider (1/13/22)
Had 11+ Rebounds	15	Rhay Porter, vs. Rider (1/13/22)
Had 12+ Rebounds	15	Rhay Porter, vs. Rider (1/13/22)
Had 13+ Rebounds	15	Rhay Porter, vs. Rider (1/13/22)
Had 14+ Rebounds	15	Rhay Porter, vs. Rider (1/13/22)
Had 15+ Rebounds	15	Rhay Porter, vs. Rider (1/13/22)
Had 20+ Rebounds	21	Marie Warner, vs. Saint Peter's (1/30/09)
10+ Rebounds in Two Straight Games		10, Rhay Porter, vs. Niagara (1/9/22) 15, Rhay Porter, vs. Rider (1/13/22)

ASSISTS

Had 5+ Assists	7	Cheyenne Stubbs, vs. Niagara (1/9/22)
Had 6+ Assists	7	Cheyenne Stubbs, vs. Niagara (1/9/22)
Had 7+ Assists	7	Cheyenne Stubbs, vs. Niagara (1/9/22)
Had 8+ Assists	8	Tamara Miskovic, vs. Quinnipiac (3/3/17)
Had 9+ Assists	9	Margrét Háldanardóttir, at Morehead St. (12/19/16)
Had 10+ Assists	10	Brittané Russell, vs. Manhattan (1/11/10)
Had 12+ Assists	13	Becky Zak, vs. Siena (1/5/06)
Had 15+ Assists	15	Tricia Breznitsky, at Siena (1/28/00)

BLOCKS

Had 4+ Blocks	6	Rhay Porter, vs. Niagara (1/9/22)
Had 5+ Blocks	6	Rhay Porter, vs. Niagara (1/9/22)
Had 6+ Blocks	6	Rhay Porter, vs. Niagara (1/9/22)

STEALS

Had 4+ Steals	4	Dani Haskell, vs. Niagara (1/9/22)
Had 5+ Steals	6	D'Jhai-Patterson-Ricks, vs. Siena (3/10/20)
Had 6+ Steals	6	D'Jhai-Patterson-Ricks, vs. Siena (3/10/20)
Had 7+ Steals	7	Anna Sweny, vs. Siena (1/11/20)

MINUTES PLAYED

Played Every Minute	40:00	D'Jhai Patterson-Ricks, vs. Quinnipiac (3/7/20)
Played 40+ Minutes	40:00	D'Jhai Patterson-Ricks, vs. Quinnipiac (3/7/20)
Played 45+ Minutes	50:10	Sara Hinriksdóttir, at St. Bonaventure (11/13/18)
	48:13	Shannon Conely, at St. Bonaventure (11/13/18)

FOULS

Fouled Out		Erika Joseph, vs. Manhattan (12/21/21)
Two Players Foul Out		Saliah Serrette, Anndea Zeigler, vs. Rider (2/18/18)
Three Players Foul Out		Laura Buetow, Jessie Lamparski, Megan Lyte, vs. Loyola (Md.) (3/4/06)

Bold denotes occurred during 2021-22 season



2021-22 CANISIUS WOMEN'S BASKETBALL GAME NOTES

2021-22 CANISIUS WOMEN'S BASKETBALL COACHING AND SUPPORT STAFF



SAHAR NUSSEIBEH
HEAD COACH

COACHING HISTORY

2009-11	Cincinnati (Graduate Assistant)
2011-13	Holy Cross (Assistant Coach)
2013-16	Bowling Green (Assistant Coach)
2016-19	Manhattan (Associate Head Coach)
2019-21	Miami (Ohio) (Defensive Coordinator)
2021-Present	Canisius (Head Coach)

PLAYING HISTORY

2006-09	American
---------	----------

YEAR-BY-YEAR RECORD

Year	School	Overall	MAAC
2021-22	Canisius	2-15 (.118)	0-8 (.000)
Overall		2-15 (.118)	0-8 (.000)

NUSSEIBEH'S MILESTONES

Accolade	Date	Opponent	Result
1st Win	11/20/21	vs. Colgate	W, 61-58
1st Division I Win	11/20/21	vs. Colgate	W, 61-58
1st Home Win	11/20/21	vs. Colgate	W, 61-58

NUSSEIBEH'S PHILOSOPHY

FEET IN

Fully committed with two feet in and being present in the moment

ARMS OUT

Reaching out to help one another — whether on campus or in the community

EYES UP

Confidence and presence. It's how you carry yourself and respect one another

Sahar Nusseibeh was officially named the 10th head coach in Canisius women's basketball program history on July 23, 2021. A long-time assistant coach with 12 years of Division I coaching experience, Nusseibeh takes over the Canisius program after spending the previous two seasons (2019-20, 2020-21) at Miami University where she also held the title of defensive coordinator.


As the defensive coordinator at Miami University in Oxford, Ohio, Nusseibeh was responsible for developing and implementing all aspects of team and individual defensive concepts. She also worked on game planning the team's defensive strategies and was in charge of all defensive play calls and in-game adjustments during timeouts and in-game action. Prior to joining the Redhawks' staff, she spent three seasons (2016-17 through 2018-19) as the associate head coach, recruiting coordinator and defensive coordinator at Manhattan College in Riverdale, N.Y.

In her time at Manhattan, Nusseibeh played a key role in recruiting and coaching five All-MAAC selections, two MAAC All-Rookie Team honorees and the 2019 MAAC Women's Defensive Player of the Year. One of the Women's Basketball Coaches Association's (WBCA) "Thirty Under 30" honorees in 2016, Nusseibeh led the Jaspers' defensive efforts which saw Manhattan rank among the top-five in the MAAC in scoring defense, blocked shots and turnovers forced in three-straight seasons. In her final year at Manhattan, the Jaspers ranked 17th nationally in scoring defense (56.3 points per game allowed), while ranking in the top-100 nationally in field goal percentage defense (75th), steals per game (76th), blocked shots per game (63rd) and turnovers forced (79th).

Nusseibeh was a part of the Bowling Green coaching staff for three seasons (2013-14 through 2015-16) and helped lead the Falcons to a 2013-14 Mid-American Conference regular season crown after the team went 30-5 overall and 17-1 in league play. She recruited and coached five All-MAC honorees, including an All-America selection, and she played a key role in helping Bowling Green earn three-straight WBCA Top-25 Team Academic Awards. Nusseibeh began her collegiate coaching career as a graduate assistant at Cincinnati, where she was the video coordinator, academic liaison and assisted in coaching the post players. She then spent two seasons at Holy Cross as an assistant coach where she also handled video operations and worked with the posts. Prior to beginning her collegiate coaching career, Nusseibeh completed internships with the WNBA's Atlanta Dream (2007) and Washington Mystics (2009), and worked with USA Basketball on preparing the U19 World University Games teams for competitions in Thailand and Serbia.

A member of the 2006 Patriot League All-Rookie Team, Nusseibeh played 116 career games at American, where she won a pair of league regular season titles as a member of the Eagles' program. She was a member of the program when it made a pair of WNIT appearances, the first two postseason berths in program history.

Nusseibeh earned her undergraduate degree in international relations/international business from American in 2009 and then went on to earn her MBA from Cincinnati in 2011.



JARED ZEIDMAN

1st season



Zeidman joined Nusseibeh's coaching staff after spending the previous nine seasons as the associate head coach and recruiting coordinator at Union College in Schenectady, N.Y. Prior to his tenure at Union, Zeidman spent three seasons at Buffalo on the staff of then-Bulls and current Canisius men's basketball head coach **Reggie Witherspoon**. Zeidman graduated from Quinnipiac in 2008 with a degree in media studies before earning his master's in student affairs administration from Buffalo in 2011.

BEN LOBER

2nd season



Lober is currently in his second season with the Canisius women's basketball program, serving as the team's Academic and Operations coach. Prior to arriving on Main Street, Lober was a student manager on the Michigan State women's basketball team for the 2018-19 season before being appointed the head manager for the 2019-20 season. Lober graduated from Michigan State in 2020 with a degree in economics.

KRISTA BEECHY

1st season



Beechy joined Canisius' staff after a five-year tenure at Furman. In her role with the Paladins' women's program, she was responsible for aiding recruiting, scouting and player development. Prior to Furman, she spent three years at Kent State as its Director of Basketball Operations. A 2010 graduate of Grove City College with a business management degree, she received her master's in business administration with a finance concentration from Winthrop in 2014.

TAYLOR KENNEY

2nd season at Canisius, 1st with program



Kenney is in her second season at Canisius on the athletic training staff and in her first season with the women's basketball program. She served as the trainer for Canisius' men's soccer and club sports teams during the 2020-21 season. A graduate of SUNY Cortland, during her undergraduate studies, Kenney was an athletic training student with the school's football, men's and women's soccer, field hockey and men's lacrosse programs. She graduated with an athletic training degree from SUNY Cortland in 2019.



2021-22 CANISIUS WOMEN'S BASKETBALL GAME NOTES



SHAUNAE BROWN (SHAW-NAY)

JUNIOR • GUARD • 5-5 • TORONTO, ONTARIO • J. ADDISON

2021-22 SEASON STATS

PPG	RPG	APG	FG%	3-FG%	FT%
7.4	2.4	2.4	30.9	31.0	57.9

LAST APPEARANCE — AT MARIST (1/24/22)

MIN	PTS	FG	3-FG	REB	STL
29:20	12	4-12	4-10	4	2

2021-22 • JUNIOR SEASON

• Has recorded four 3-pointers in two of last three games ... logged career-high seven rebounds in MAAC opener against Saint Peter's (Dec. 19) ... Assisted on six Canisius baskets — tying single-game best — at Duquesne (Dec. 1) ... scored go-ahead basket with 13 seconds left in victory over Colgate (Nov. 20) ... netted career-high 16 points at St. Bonaventure (Nov. 17)

2020-21 • SOPHOMORE SEASON

• Started all five games during the pandemic-shortened season ... scored career-high 13 points, grabbed five boards and played 38 minutes at Marist (Dec. 12) ... averaged team-leading 36.8 minutes played per contest

2019-20 • FRESHMAN SEASON

• Played in 29 games, starting seven ... scored season-high 11 points on 5-for-8 shooting at Quinnipiac (Jan. 18) ... played season-high 28 minutes, going 3-of-4 from 3-point range at Iona (Feb. 27)

BEFORE CANISIUS

• Played one season at J. Addison, averaged 16 points, six rebounds, five assists and two steals per game

PERSONAL

• Born Aug. 31, 2001 ... majoring in human services

2021-22 SEASON STATS

OPPONENT	GS	MP	FG-A	PCT	3P-PA	PCT	FT-A	PCT	O-D-T	PF	A	TO	BLK	STL	PTS
at Buffalo (11/9)	*	31:24	1-11	.091	0-2	.000	0-0	—	2-0-2	2	2	4	0	0	2
at Binghamton (11/13)	*	25:58	2-10	.200	1-3	.333	0-0	—	1-2-3	4	1	8	0	2	5
at St. Bonaventure (11/17)	*	31:44	6-15	.400	3-8	.375	1-2	.500	0-2-2	0	3	1	0	2	16
COLGATE (11/20)	*	34:27	5-15	.333	1-7	.143	2-2	1.000	0-5-5	2	4	1	0	0	13
DETROIT MERCY (11/23)	*	16:15	1-5	.200	0-2	.000	0-0	—	0-0-0	0	2	2	0	0	2
ROBERT MORRIS (11/27)	*	32:25	1-6	.167	1-4	.250	1-4	.250	0-0-0	0	2	0	0	0	4
at Duquesne (12/1)	*	30:49	4-7	.571	3-5	.600	0-0	—	2-3-5	2	6	2	0	0	11
YOUNGSTOWN ST. (12/8)	*	35:33	3-8	.375	0-1	.000	2-4	.500	0-1-1	2	2	5	0	0	8
at UAlbany (12/15)	*	28:41	0-6	.000	0-5	.000	0-0	—	0-1-1	1	1	6	0	1	0
SAINT PETER'S (12/19)	*	32:19	4-10	.400	2-3	.667	3-4	.750	1-6-7	1	4	4	0	0	13
MANHATTAN (12/21)	*	24:10	5-10	.500	1-5	.200	0-0	—	0-2-2	1	3	1	0	0	11
NIAGARA (1/9)	*	31:15	2-8	.250	0-3	.000	2-3	.667	0-1-1	2	4	2	0	0	6
RIDER (1/13)	*	28:06	2-7	.286	0-2	.000	0-0	—	0-4-4	2	1	1	0	1	4
FAIRFIELD (1/15)	*	21:58	2-6	.333	2-3	.667	0-0	—	0-1-1	0	0	5	0	0	6
at Saint Peter's (1/20)	*	32:33	4-8	.500	4-6	.667	0-0	—	0-1-1	1	4	1	0	1	12
at Monmouth (1/22)	*	27:23	0-5	.000	0-2	.000	0-0	—	0-2-2	1	0	1	0	0	0
at Marist (1/24)	*	29:20	4-12	.333	4-10	.400	0-0	—	0-4-4	2	1	2	1	2	12
QUINNIPAC (1/27)															
SIENA (1/29)															
at Iona (2/3)															
at Fairfield (2/5)															
at Quinnipiac (2/7)															
MONMOUTH (2/10)															
MARIST (2/12)															
at Manhattan (2/17)															
at Rider (2/19)															
at Siena (2/24)															
at Niagara (2/26)															
IONA (3/5)															

CAREER HONORS

2020-21 MAAC All-Academic Team

2021-22 SEASON HIGHS

Points	16	at St. Bonaventure (11/17/21)
Field Goals	6	at St. Bonaventure (11/17/21)
Field Goal Att.	15	(2x), Last: vs. Colgate (11/20/21)
3-PT Field Goals	4	at Saint Peter's (1/20/22)
3-PT Field Goal Att.	10	at Marist (1/24/22)
Free Throws	3	vs. Saint Peter's (12/19/21)
Free Throw Att.	4	(3x), Last: vs. Saint Peter's (12/19/21)
Rebounds	7	vs. Saint Peter's (12/19/21)
Assists	6	at Duquesne (12/1/21)
Blocks	1	at Marist (1/24/22)
Steals	2	(3x), Last: at Marist (1/24/22)

CAREER HIGHS

Points	16	at St. Bonaventure (11/17/21)
Field Goals	6	at St. Bonaventure (11/17/21)
Field Goal Att.	15	(2x), Last: vs. Colgate (11/20/21)
3-PT Field Goals	4	at Saint Peter's (1/20/22)
3-PT Field Goal Att.	10	at Marist (1/24/22)
Free Throws	3	at Saint Peter's (12/19/20)
		vs. Saint Peter's (12/19/21)
Free Throw Att.	5	at Saint Peter's (12/19/20)
Rebounds	7	vs. Saint Peter's (12/19/21)
Assists	6	(2x), Last: at Duquesne (12/1/21)
		at Saint Peter's (12/19/20)
Blocks	1	at Marist (1/24/22)
Steals	2	(5x), Last: at Marist (1/24/22)

MISCELLANEOUS

	FR	SO	JR	TOTAL
Double-Doubles	—	—	—	—
10+ Points	1	3	7	11
20+ Points	—	—	—	—
5+ Rebounds	—	1	3	4
10+ Rebounds	—	—	—	—
5+ Assists	—	1	1	2
2+ 3-PT Field Goals	1	3	5	9
2+ Steals	—	2	3	5
2+ Blocks	—	—	—	—
Led Team in Points	—	1	4	5
Led Team in Rebs.	—	1	1	2
Led Team in Assists	2	1	6	9
Led Team in Steals	—	2	3	5
Led Team in Blocks	—	1	—	1

BROWN'S CAREER YEAR-BY-YEAR STATISTICS

SEASON	GP	GS	MIN	AVG	FG	FGA	PCT	3-FG	3-FGA	PCT	FT	FTA	PCT	OFF	DEF	TOT	AVG	PF	FO	AST	TO	BLK	STL	PTS	AVG
2019-20	29	7	430	14.8	38	98	.388	10	33	.303	0	0	.000	2	29	31	1.1	23	0	23	30	0	2	86	3.0
2020-21	5	5	184	36.8	17	53	.321	9	26	.346	5	9	.556	1	14	15	3.0	7	0	18	12	1	4	48	9.6
2021-22	17	17	494	29.1	46	149	.309	22	71	.310	11	19	.579	6	35	41	2.4	23	0	40	46	1	9	125	7.4
TOTALS	51	29	1108	21.7	101	300	.337	41	130	.315	16	28	.571	9	78	87	1.7	53	0	81	88	2	15	259	5.1



2021-22 CANISIUS WOMEN'S BASKETBALL GAME NOTES

LYDIA GATTOZZI (GUH-TOE-ZEE)

FRESHMAN • GUARD • 5-10 • CHARDON, OHIO • BEAUMONT

2021-22 SEASON STATS

PPG	RPG	APG	FG%	3-FG%	FT%
6.4	2.4	0.8	35.3	25.7	77.1

LAST APPEARANCE — AT MARIST (1/24/22)

MIN	PTS	FG	FT	REB	AST
18:15	6	2-4	1-2	3	0

2021-22 • FRESHMAN SEASON

• Recorded season-highs in points (17) and rebounds (7) in first collegiate start against Niagara (Jan. 9) ... named MAAC Rookie of the Week after scoring then-season-high 15 points at Duquesne (Dec. 1) ... logged first multi-steal performance vs. Colgate (Nov. 20)

BEFORE CANISIUS

• Played four seasons for Beaumont School earning four varsity letters ... Beaumont's all-time leading scorer with 1,496 points ... chosen to Division II All-Ohio Honorable Mention teams following freshman and sophomore campaigns for the Blue Streaks ... selected as a Division II All-Ohio Special Mention members at the conclusion of her junior and senior seasons

PERSONAL

• Born Oct. 11, 2002 ... daughter of Nick and Stefani Gattozzi ... has a brother, Nick ... father played football at Allegheny College ... majoring in journalism

2021-22 SEASON STATS

OPPONENT	GS	MP	FG-A	PCT	3P-PA	PCT	FT-A	PCT	O-D-T	PF	A	TO	BLK	STL	PTS
at Buffalo (11/9)		28:33	2-8	.250	1-4	.250	0-2	.000	2-1-3	2	1	2	0	0	5
at Binghamton (11/13)		20:11	2-8	.250	0-1	.000	1-2	.500	0-3-3	1	0	3	0	0	5
at St. Bonaventure (11/17)		20:54	2-5	.400	0-1	.000	4-4	1.000	0-0-0	1	0	1	0	0	8
COLGATE (11/20)		24:39	3-10	.300	0-2	.000	2-3	.667	0-2-2	0	2	0	0	2	8
DETROIT MERCY (11/23)		19:55	0-4	.000	0-1	.000	2-2	1.000	0-2-2	0	2	3	0	0	2
ROBERT MORRIS (11/27)		16:24	1-5	.200	0-1	.000	1-2	.500	1-3-4	2	0	0	0	0	3
at Duquesne (12/1)		23:05	6-12	.500	3-7	.429	0-0	—	2-2-4	3	1	4	2	0	15
YOUNGSTOWN ST. (12/8)		24:29	3-8	.375	1-3	.333	2-2	1.000	2-1-3	3	0	0	0	0	9
at UAlbany (12/15)		18:57	1-6	.167	0-3	.000	0-0	—	0-1-1	3	1	1	1	1	2
SAINT PETER'S (12/19)		17:08	4-7	.571	2-4	.500	2-2	1.000	1-1-2	0	0	1	0	0	12
MANHATTAN (12/21)		18:52	1-1	1.000	1-1	1.000	4-6	.667	0-0-0	1	1	3	0	1	7
NIAGARA (1/9)	*	35:36	6-11	.545	0-1	.000	5-6	.833	4-3-7	4	1	3	0	0	17
RIDER (1/13)		15:09	1-4	.250	0-2	.000	0-0	—	0-2-2	1	1	2	0	0	2
FAIRFIELD (1/15)		18:22	1-3	.333	0-1	.000	0-0	—	1-0-1	1	2	1	0	0	2
at Saint Peter's (1/20)		19:30	0-2	.000	0-1	.000	2-2	1.000	0-1-1	1	1	4	0	1	2
at Monmouth (1/22)		9:48	1-4	.250	0-0	—	1-1	1.000	2-1-3	0	0	1	0	0	3
at Marist (1/24)		18:15	2-4	.500	1-2	.500	1-1	1.000	1-2-3	1	0	2	0	0	6
QUINNIPIAC (1/27)															
SIENA (1/29)															
at Iona (2/3)															
at Fairfield (2/5)															
at Quinnipiac (2/7)															
MONMOUTH (2/10)															
MARIST (2/12)															
at Manhattan (2/17)															
at Rider (2/19)															
at Siena (2/24)															
at Niagara (2/26)															
IONA (3/5)															

CAREER HONORS

MAAC Rookie of the Week (Dec. 6, 2021)

SEASON / CAREER HIGHS

Points	17	vs. Niagara (1/9/22)
Field Goals	6	at Duquesne (12/1/21)
Field Goal Att.	12	at Duquesne (12/1/21)
3-PT Field Goals	3	at Duquesne (12/1/21)
3-PT Field Goal Att.	7	at Duquesne (12/1/21)
Free Throws	5	vs. Niagara (1/9/22)
Free Throw Att.	6	vs. Manhattan (12/21/21)
Rebounds	7	vs. Niagara (1/9/22)
Assists	2 (3x), Last: vs. Fairfield (1/15/22)	
Blocks	2	at Duquesne (12/1/21)
Steals	2	vs. Colgate (11/20/21)

MISCELLANEOUS

	FR	TOTAL
Double-Doubles	—	—
10+ Points	3	3
20+ Points	—	—
5+ Rebounds	1	1
10+ Rebounds	—	—
5+ Assists	—	—
2+ 3-PT Field Goals	2	2
2+ Steals	1	1
2+ Blocks	1	1
Led Team in Points	1	1
Led Team in Rebs.	—	—
Led Team in Assists	1	1
Led Team in Steals	1	1
Led Team in Blocks	2	2

GATTOZZI'S CAREER YEAR-BY-YEAR STATISTICS

SEASON	GP	GS	MIN	AVG	FG	FGA	PCT	3-FG	3-FGA	PCT	FT	FTA	PCT	OFF	DEF	TOT	AVG	PF	FO	AST	TO	BLK	STL	PTS	AVG
2021-22	17	1	350	20.6	36	102	.353	9	35	.257	27	35	.771	16	25	41	2.4	24	0	13	31	3	5	108	6.4
TOTALS	17	1	350	20.6	36	102	.353	9	35	.257	27	35	.771	16	25	41	2.4	24	0	13	31	3	5	108	6.4



2021-22 CANISIUS WOMEN'S BASKETBALL GAME NOTES

ELLA VÄÄTÄNEN

(VAH-TA-NIHN)

GRADUATE STUDENT • FORWARD • 6-1 • TUUSULA, FINLAND • MÄKELÄNRINNE / LIU

2021-22 SEASON STATS

PPG	RPG	BPG	FG%	3-FG%	FT%
2.9	2.6	0.9	24.1	19.5	33.3

LAST APPEARANCE — AT MARIST (1/24/22)

MIN	PTS	FG	3-FG	REB	AST
24:23	3	1-5	1-4	1	1

2021-22 • GRADUATE SEASON

• Tied her season-high in assists (2) in loss against Fairfield (Jan. 15), while extending block streak to nine games ... scored season-high 10 points against Niagara (Jan. 9) ... scored eight points at UAlbany (Dec. 15) and tied career high in 3-point attempts (5)

2020-21 • SENIOR SEASON

• Appeared in all five games, making two starts during pandemic-shortened season ... finished with 13 points, three blocks and two steals

BEFORE CANISIUS

• Played three seasons at Long Island University, logging 81 games played (27 starts) with the Sharks ... attended Mäkelänrinne High School in Helsinki and played club basketball at Helsinki Basketball Academy

PERSONAL

• Born Dec. 5, 1997 ... daughter of Jari and Aija Väättänen ... has a brother, Arttu ... received her bachelor's degree in communications ... currently pursuing her master's in sport administration

2021-22 SEASON STATS

OPPONENT	GS	MP	FG-A	PCT	3P-PA	PCT	FT-A	PCT	O-D-T	PF	A	TO	BLK	STL	PTS
at Buffalo (11/9)	*	14:40	0-5	.000	0-2	.000	0-0	—	0-3-3	4	1	2	0	0	0
at Binghamton (11/13)	*	28:08	0-3	.000	0-1	.000	0-0	—	2-3-5	2	1	1	0	2	0
at St. Bonaventure (11/17)	*	21:25	2-5	.400	1-3	.333	0-0	—	2-1-3	2	0	3	1	0	5
COLGATE (11/20)	*	15:04	1-3	.333	1-3	.333	0-0	—	0-2-2	2	1	2	0	1	3
DETROIT MERCY (11/23)	*	12:32	1-3	.333	1-3	.333	0-2	.000	0-2-2	1	0	0	0	0	3
ROBERT MORRIS (11/27)	*	23:00	1-3	.333	0-2	.000	0-0	—	0-0-0	1	1	1	1	1	2
at Duquesne (12/1)	*	23:35	1-5	.200	0-2	.000	0-0	—	1-2-3	1	1	0	1	1	2
YOUNGSTOWN ST. (12/8)	*	21:40	2-3	.667	0-1	.000	1-4	.250	2-2-4	5	0	3	2	0	5
at UAlbany (12/15)	*	25:21	3-7	.429	2-5	.400	0-0	—	1-1-2	2	2	2	1	0	8
SAINT PETER'S (12/19)	*	24:57	1-6	.167	0-2	.000	0-0	—	2-0-2	1	1	3	2	2	2
MANHATTAN (12/21)	*	25:54	0-4	.000	0-3	.000	2-3	.667	1-3-4	2	0	3	3	2	2
NIAGARA (1/9)	*	29:34	4-9	.444	2-4	.500	0-1	.000	1-3-4	4	0	2	1	1	10
RIDER (1/13)	*	28:05	2-8	.250	0-3	.000	1-2	.500	1-4-5	4	0	2	3	1	5
FAIRFIELD (1/15)	*	21:38	0-6	.000	0-0	—	0-0	—	1-2-3	1	2	1	1	0	0
at Saint Peter's (1/20)	*	11:58	0-3	.000	0-2	.000	0-0	—	0-0-0	2	0	1	0	0	0
at Monmouth (1/22)		12:06	0-1	.000	0-1	.000	0-0	—	0-1-1	0	0	2	0	0	0
at Marist (1/24)		24:23	1-5	.200	1-4	.250	0-0	—	1-0-1	1	1	0	0	0	3

QUINNIPIAC (1/27)

SIENA (1/29)

at Iona (2/3)

at Fairfield (2/5)

at Quinnipiac (2/7)

MONMOUTH (2/10)

MARIST (2/12)

at Manhattan (2/17)

at Rider (2/19)

at Siena (2/24)

at Niagara (2/26)

IONA (3/5)



2021-22 SEASON HIGHS

Points	10	vs. Niagara (1/9/22)
Field Goals	4	vs. Niagara (1/9/22)
Field Goal Att.	9	vs. Niagara (1/9/22)
3-PT Field Goals	2	at UAlbany (12/15/21)
3-PT Field Goal Att.	5	vs. Niagara (1/9/22)
Free Throws	2	at UAlbany (12/15/21)
Free Throw Att.	4	vs. Youngstown State (12/8/21)
Rebounds	5	at Binghamton (11/13/21)
Assists	2	vs. Rider (1/13/22)
Blocks	3	at UAlbany (12/15/21)
Steals	2	vs. Fairfield (1/15/22)

CAREER HIGHS

Points	11	vs. UC Irvine (11/23/18)*
Field Goals	5	vs. UC Irvine (11/23/18)*
Field Goal Att.	12	at Grand Canyon (11/24/18)*
3-PT Field Goals	2	(5x), Last: vs. Niagara (1/9/22)
3-PT Field Goal Att.	5	(3x), Last: at UAlbany (12/15/21)
Free Throws	2	(6x), Last: vs. Manhattan (12/21/21)
Free Throw Att.	4	(3x), Last: vs. Ytown State (12/8/21)
Rebounds	7	vs. Wagner (2/9/19)*
Assists	3	(3x), Last: vs. Sacred Heart (2/18/19)*
Blocks	4	vs. Mount St. Mary's (2/11/19)*
Steals	3	vs. Mount St. Mary's (2/11/19)*

Note: * - Denotes career highs set at LIU

MISCELLANEOUS

	FR	SO	JR	SR	GR	TOT
Double-Doubles	—	—	—	—	—	—
10+ Points	—	1	—	—	1	2
20+ Points	—	—	—	—	—	—
5+ Rebounds	1	5	—	—	2	8
10+ Rebounds	—	—	—	—	—	—
5+ Assists	—	—	—	—	—	—
2+ 3-PT Field Goals	1	2	—	—	2	5
2+ Steals	3	7	1	—	3	14
2+ Blocks	2	7	2	—	4	15
Led Team in Points	—	—	—	—	—	—
Led Team in Rebs.	—	1	—	—	—	1
Led Team in Assists	—	—	—	—	1	1
Led Team in Steals	2	4	—	1	2	9
Led Team in Blocks	2	10	4	2	6	24

Shaded columns denote seasons at LIU

VÄÄTÄNEN'S CAREER YEAR-BY-YEAR STATISTICS

SEASON	GP	GS	MIN	AVG	FG	FGA	PCT	3-FG	3-FGA	PCT	FT	FTA	PCT	OFF	DEF	TOT	AVG	PF	FO	AST	TO	BLK	STL	PTS	AVG
2017-18	30	2	295	9.8	13	55	.236	6	33	.182	3	11	.273	13	19	32	1.1	36	0	4	28	8	13	35	1.2
2018-19	29	22	687	23.7	40	121	.331	11	55	.200	11	24	.458	19	56	75	2.6	70	0	19	48	25	20	102	3.5
2019-20	22	3	199	9.1	14	43	.326	0	10	.000	4	5	.800	9	13	22	1.0	28	0	7	15	7	7	32	1.5
2020-21	5	2	106	21.2	6	22	.273	1	8	.125	0	0	.000	3	8	11	2.2	15	0	0	9	3	2	13	2.6
2021-22	17	15	364	21.4	19	79	.241	8	41	.195	4	12	.333	15	29	44	2.6	35	1	11	28	16	11	50	2.9
TOTALS	103	44	1651	16.0	92	320	.288	26	147	.177	22	52	.423	59	125	184	1.8	184	1	41	128	59	53	232	2.3

Gray shaded lines denote time spent at LIU



2021-22 CANISIUS WOMEN'S BASKETBALL GAME NOTES



SEASON / CAREER HIGHS

Points	
Field Goals	
Field Goal Att.	
3-PT Field Goals	
3-PT Field Goal Att.	
Free Throws	
Free Throw Att.	
Rebounds	
Assists	
Blocks	
Steals	

MISCELLANEOUS

	FR	SO	TOT
Double-Doubles	—	—	—
10+ Points	—	—	—
20+ Points	—	—	—
5+ Rebounds	—	—	—
10+ Rebounds	—	—	—
5+ Assists	—	—	—
2+ 3-PT Field Goals	—	—	—
2+ Steals	—	—	—
2+ Blocks	—	—	—
Led Team in Points	—	—	—
Led Team in Rebs.	—	—	—
Led Team in Assists	—	—	—
Led Team in Steals	—	—	—
Led Team in Blocks	—	—	—

Shaded columns denote seasons at Rhode Island

GIANA HERNANDEZ-BOULDEN

SOPHOMORE • GUARD • 6-1 • HAMILTON, N.J. • TRENTON CATHOLIC ACADEMY / RHODE ISLAND

2021-22 SEASON STATS

PPG	RPG	BPG	FG%	3-FG%	FT%
—	—	—	—	—	—

LAST APPEARANCE — NONE

MIN	PTS	FG	3-FG	REB	AST
—	—	—	—	—	—

BEFORE CANISIUS

• Started 2020-21 season at West Virginia before transferring to Rhode Island ... averaged 11 points and seven rebounds during senior campaign at Trenton Catholic Academy, aiding team to Mercer County Tournament Championship title ... 2020 McDonald's All-American Game nominee ... 59th-ranked guard in class of 2020 by ESPN ... Named *The Trentonian* Player of the Year in 2020 and was two-time All-Area First Team nominee ... aided Trenton Catholic Academy to three consecutive Mercer County Championship game appearances ... represented Puerto Rico in 2017 FIBA Under-16 America's Women's Basketball Championship in Argentina, averaging 6.4 points and 4.6 rebounds in five games

PERSONAL

• Born Sept. 20, 2002 ... majoring in strategic communication

2021-22 SEASON STATS

OPPONENT	GS	MP	FG-A	PCT	3P-PA	PCT	FT-A	PCT	O-D-T	PF	A	TO	BLK	STL	PTS
at Buffalo (11/9)									---	DID NOT PLAY (NOT ON ROSTER)	---				
at Binghamton (11/13)									---	DID NOT PLAY (NOT ON ROSTER)	---				
at St. Bonaventure (11/17)									---	DID NOT PLAY (NOT ON ROSTER)	---				
COLGATE (11/20)									---	DID NOT PLAY (NOT ON ROSTER)	---				
DETROIT MERCY (11/23)									---	DID NOT PLAY (NOT ON ROSTER)	---				
ROBERT MORRIS (11/27)									---	DID NOT PLAY (NOT ON ROSTER)	---				
at Duquesne (12/1)									---	DID NOT PLAY (NOT ON ROSTER)	---				
YOUNGSTOWN ST. (12/8)									---	DID NOT PLAY (NOT ON ROSTER)	---				
at UAlbany (12/15)									---	DID NOT PLAY (NOT ON ROSTER)	---				
SAINT PETER'S (12/19)									---	DID NOT PLAY (NOT ON ROSTER)	---				
MANHATTAN (12/21)									---	DID NOT PLAY (NOT ON ROSTER)	---				
NIAGARA (1/9)									---	DID NOT PLAY (NOT ON ROSTER)	---				
RIDER (1/13)									---	DID NOT PLAY (NOT ON ROSTER)	---				
FAIRFIELD (1/15)									---	DID NOT PLAY (NOT ON ROSTER)	---				
at Saint Peter's (1/20)									---	DID NOT PLAY (NOT ON ROSTER)	---				
at Monmouth (1/22)									---	DID NOT PLAY (NOT ON ROSTER)	---				
at Marist (1/24)									---	DID NOT PLAY (NOT ON ROSTER)	---				
QUINNIPIAC (1/27)									---	DID NOT PLAY (NOT ON ROSTER)	---				
SIENA (1/29)									---	DID NOT PLAY (NOT ON ROSTER)	---				
at Iona (2/3)									---	DID NOT PLAY (NOT ON ROSTER)	---				
at Fairfield (2/5)									---	DID NOT PLAY (NOT ON ROSTER)	---				
at Quinnipiac (2/7)									---	DID NOT PLAY (NOT ON ROSTER)	---				
MONMOUTH (2/10)									---	DID NOT PLAY (NOT ON ROSTER)	---				
MARIST (2/12)									---	DID NOT PLAY (NOT ON ROSTER)	---				
at Manhattan (2/17)									---	DID NOT PLAY (NOT ON ROSTER)	---				
at Rider (2/19)									---	DID NOT PLAY (NOT ON ROSTER)	---				
at Siena (2/24)									---	DID NOT PLAY (NOT ON ROSTER)	---				
at Niagara (2/26)									---	DID NOT PLAY (NOT ON ROSTER)	---				
IONA (3/5)									---	DID NOT PLAY (NOT ON ROSTER)	---				

HERNANDEZ-BOULDEN'S CAREER YEAR-BY-YEAR STATISTICS

SEASON	GP	GS	MIN	AVG	FG	FGA	PCT	3-FG	3-FGA	PCT	FT	FTA	PCT	OFF	DEF	TOT	AVG	PF	FO	AST	TO	BLK	STL	PTS	AVG
2020-21																	---	DID NOT PLAY	---						
2021-22	0	0	0	0.0	0	0	.000	0	0	.000	0	0	.000	0	0	0	0.0	0	0	0	0	0	0	0	0.0
TOTALS	0	0	0	0.0	0	0	.000	0	0	.000	0	0	.000	0	0	0	0.0	0	0	0	0	0	0	0	0.0

Gray shaded lines denote time spent at Rhode Island



2021-22 CANISIUS WOMEN'S BASKETBALL GAME NOTES



HANNAH DOLAN

(DOH-LIN)

• GUARD • 5-10 • WILLIAMSVILLE, N.Y. • WILLIAMSVILLE SOUTH / NORTHFIELD MOUNT HERMON

2021-22 SEASON STATS

PPG	RPG	APG	FG%	3-FG%	FT%
—	—	—	—	—	—

LAST APPEARANCE — NONE

MIN	PTS	FG	3-FG	REB	AST
—	—	—	—	—	—

BEFORE CANISIUS

• Attended Northfield Mount Hermon for a post-grad year after playing five seasons at Williamsville South High School ... named an All-Western New York selection following her senior year in 2019-20 after logging 14 points, six assists, 3.8 steals and 3.3 rebounds per game

PERSONAL

• Born March 14, 2002 ... daughter of Michael and Kristen Dolan, both of whom are Canisius alumni ... has two brothers, Graham and Greg, and a sister, Gretchen ... mother played basketball at Canisius from 1987-91 ... brother, Greg, is currently on Cornell's men's basketball team ... currently enrolled in pathfinders

SEASON / CAREER HIGHS

Points	—
Field Goals	—
Field Goal Att.	—
3-PT Field Goals	—
3-PT Field Goal Att.	—
Free Throws	—
Free Throw Att.	—
Rebounds	—
Assists	—
Blocks	—
Steals	—

MISCELLANEOUS

	FR	TOTAL
Double-Doubles	—	—
10+ Points	—	—
20+ Points	—	—
5+ Rebounds	—	—
10+ Rebounds	—	—
5+ Assists	—	—
2+ 3-PT Field Goals	—	—
2+ Steals	—	—
2+ Blocks	—	—
Led Team in Points	—	—
Led Team in Rebs.	—	—
Led Team in Assists	—	—
Led Team in Steals	—	—
Led Team in Blocks	—	—

2021-22 SEASON STATS

OPPONENT	GS	MP	FG-A	PCT	3P-PA	PCT	FT-A	PCT	O-D-T	PF	A	TO	BLK	STL	PTS
at Buffalo (11/9)									---	DID NOT PLAY (INJURED)	---				
at Binghamton (11/13)									---	DID NOT PLAY (INJURED)	---				
at St. Bonaventure (11/17)									---	DID NOT PLAY (INJURED)	---				
COLGATE (11/20)									---	DID NOT PLAY (INJURED)	---				
DETROIT MERCY (11/23)									---	DID NOT PLAY (INJURED)	---				
ROBERT MORRIS (11/27)									---	DID NOT PLAY (INJURED)	---				
at Duquesne (12/1)									---	DID NOT PLAY (INJURED)	---				
YOUNGSTOWN ST. (12/8)									---	DID NOT PLAY (INJURED)	---				
at UAlbany (12/15)									---	DID NOT PLAY (INJURED)	---				
SAINT PETER'S (12/19)									---	DID NOT PLAY (INJURED)	---				
MANHATTAN (12/21)									---	DID NOT PLAY (INJURED)	---				
NIAGARA (1/9)									---	DID NOT PLAY (INJURED)	---				
RIDER (1/13)									---	DID NOT PLAY (INJURED)	---				
FAIRFIELD (1/15)									---	DID NOT PLAY (INJURED)	---				
at Saint Peter's (1/20)									---	DID NOT PLAY (INJURED)	---				
at Monmouth (1/22)									---	DID NOT PLAY (INJURED)	---				
at Marist (1/24)									---	DID NOT PLAY (INJURED)	---				
QUINNIPIAC (1/27)															
SIENA (1/29)															
at Iona (2/3)															
at Fairfield (2/5)															
at Quinnipiac (2/7)															
MONMOUTH (2/10)															
MARIST (2/12)															
at Manhattan (2/17)															
at Rider (2/19)															
at Siena (2/24)															
at Niagara (2/26)															
IONA (3/5)															

DOLAN'S CAREER YEAR-BY-YEAR STATISTICS

SEASON	GP	GS	MIN	AVG	FG	FGA	PCT	3-FG	3-FGA	PCT	FT	FTA	PCT	OFF	DEF	TOT	AVG	PF	FO	AST	TO	BLK	STL	PTS	AVG
2021-22	0	0	0	0.0	0	0	.000	0	0	.000	0	0	.000	0	0	0	0.0	0	0	0	0	0	0	0	0.0
TOTAL	0	0	0	0.0	0	0	.000	0	0	.000	0	0	.000	0	0	0	0.0	0	0	0	0	0	0	0	0.0



2021-22 CANISIUS WOMEN'S BASKETBALL GAME NOTES



ATHINA LEXA (UH-THEEN-UH LEHK-SUH)

FRESHMAN • GUARD • 5-9 • THESSALONIKI, GREECE • HELLENIC COLLEGE OF THESSALONIKI

2021-22 SEASON STATS

PPG	RPG	APG	FG%	3-FG%	FT%
4.3	1.5	0.7	39.4	24.1	50.0

LAST APPEARANCE — AT MARIST (1/24/22)

MIN	PTS	FG	3-FG	FT	REB
27:35	8	3-8	0-2	2-4	1

2021-22 • FRESHMAN SEASON

• Recorded season-high five rebounds, while tying single-game bests in assists (3) and steals (2) at Monmouth (Jan. 22) ... scored season-high points (14) at Saint Peter's (Jan. 20) ... recorded season-high three assists vs. Detroit Mercy (Nov. 23)

BEFORE CANISIUS

• Played four seasons for Hellenic College of Thessaloniki prior to arriving at Canisius ... averaged 20 points per game in her prep career ... competed with Greek Women's U16 and U18 National Teams at the FIBA European Championships ... participated in training camp with Greek Women's National Team for 2020 Summer Olympics in Tokyo

PERSONAL

• Born April 3, 2002 ... daughter of Kostas and Natasha Lexa ... has two brothers, Konstantinos and Filipp ... majoring in health and wellness

SEASON / CAREER HIGHS

Points	14	at Saint Peter's (1/20/22)
Field Goals	6	at Saint Peter's (1/20/22)
Field Goal Att.	12	at Saint Peter's (1/20/22)
3-PT Field Goals	2	at Monmouth (1/22/22)
3-PT Field Goal Att.	6	at Saint Peter's (1/20/22)
Free Throws	2	vs. Colgate (11/20/21)
Free Throw Att.	4	at Marist (1/24/22)
Rebounds	5	at Monmouth (1/22/22)
Assists	3	vs. Detroit Mercy (11/23/21)
Blocks	1	at Saint Peter's (1/20/22)
Steals	2	vs. Robert Morris (11/27/21)

MISCELLANEOUS

	FR	TOTAL
Double-Doubles	—	—
10+ Points	2	2
20+ Points	—	—
5+ Rebounds	1	1
10+ Rebounds	—	—
5+ Assists	—	—
2+ 3-PT Field Goals	1	1
2+ Steals	2	2
2+ Blocks	—	—
Led Team in Points	1	1
Led Team in Rebs.	—	—
Led Team in Assists	3	3
Led Team in Steals	2	2
Led Team in Blocks	1	1

2021-22 SEASON STATS

OPPONENT	GS	MP	FG-A	PCT	3P-PA	PCT	FT-A	PCT	O-D-T	PF	A	TO	BLK	STL	PTS
at Buffalo (11/9)									---	DID NOT PLAY (INJURED)	---				
at Binghamton (11/13)									---	DID NOT PLAY (INJURED)	---				
at St. Bonaventure (11/17)		16:04	1-3	.333	0-1	.000	0-0	—	0-2-2	3	0	6	1	1	2
COLGATE (11/20)		10:13	1-1	1.000	1-1	1.000	2-2	1.000	0-2-2	3	0	2	0	0	5
DETROIT MERCY (11/23)		23:01	1-3	.333	0-2	.000	0-0	—	0-0-0	2	3	1	0	1	2
ROBERT MORRIS (11/27)		10:01	2-2	1.000	0-0	—	0-0	—	0-1-1	2	0	3	0	2	4
at Duquesne (12/1)		20:49	0-3	.000	0-2	.000	0-0	—	0-0-0	0	1	3	0	0	0
YOUNGSTOWN ST. (12/8)		7:47	0-1	.000	0-1	.000	0-0	—	0-1-1	1	0	3	0	0	0
at UAlbany (12/15)		6:48	0-0	—	0-0	—	0-0	—	0-0-0	0	0	0	0	0	0
SAINT PETER'S (12/19)		7:59	0-0	—	0-0	—	0-0	—	0-1-1	3	0	0	0	0	0
MANHATTAN (12/21)		19:27	4-8	.500	1-4	.250	0-2	.000	0-1-1	1	0	4	0	0	9
NIAGARA (1/9)		32:16	2-8	.250	1-4	.250	0-0	—	0-3-3	4	0	1	0	0	5
RIDER (1/13)		6:47	0-1	.000	0-1	.000	0-0	—	0-0-0	1	0	2	0	0	0
FAIRFIELD (1/15)		18:31	2-4	.500	1-1	1.000	0-0	—	0-2-2	1	2	2	0	1	5
at Saint Peter's (1/20)		24:43	6-12	.500	2-6	.333	0-0	—	3-1-4	2	1	2	1	1	14
at Monmouth (1/22)	*	27:19	4-12	.333	1-4	.250	1-2	.500	0-5-5	2	3	2	0	2	10
at Marist (1/24)	*	27:35	3-8	.375	0-2	.000	2-4	.500	0-1-1	3	1	0	0	1	8
QUINNIPIAC (1/27)															
SIENA (1/29)															
at Iona (2/3)															
at Fairfield (2/5)															
at Quinnipiac (2/7)															
MONMOUTH (2/10)															
MARIST (2/12)															
at Manhattan (2/17)															
at Rider (2/19)															
at Siena (2/24)															
at Niagara (2/26)															
IONA (3/5)															

LEXA'S CAREER YEAR-BY-YEAR STATISTICS

SEASON	GP	GS	MIN	AVG	FG	FGA	PCT	3-FG	3-FGA	PCT	FT	FTA	PCT	OFF	DEF	TOT	AVG	PF	FO	AST	TO	BLK	STL	PTS	AVG
2021-22	15	2	259	17.3	26	66	.394	7	29	.241	5	10	.500	3	20	23	1.5	28	0	11	31	2	9	64	4.3
TOTALS	15	2	259	17.3	26	66	.394	7	29	.241	5	10	.500	3	20	23	1.5	28	0	11	31	2	9	64	4.3



2021-22 CANISIUS WOMEN'S BASKETBALL GAME NOTES



XANTHIPPI KARATASIOU

(ZAN-THIPP-EE CARE-UH-TAAS-YOU)

FRESHMAN • GUARD • 5-9 • KATERINI, GREECE • HIGH SCHOOL OF KONTARIOTISSA

2021-22 SEASON STATS

PPG	RPG	APG	FG%	3-FG%	FT%
0.0	0.5	0.0	—	—	—

LAST APPEARANCE — AT BINGHAMTON (11/13/21)

MIN	PTS	FG	3-FG	REB	AST
0:07	0	0-0	0-0	0	0

2021-22 • FRESHMAN SEASON

- Recorded a steal and a rebound in her collegiate debut at Buffalo (Nov. 9)

BEFORE CANISIUS

- Played five seasons of club basketball with Pierikos Arhelaos ... participated in the Panhellenic Tournament on three occasions ... competed with the U16 Greek National Team at the FIBA European Championship ... a three-time participant at Greece's U18 Championship

PERSONAL

- Born June 3, 2003 ... daughter of Asterios Karatasios and Georgia Katsara ... has one brother, Angelos Karatasios, who plays soccer professionally with Diagoras in Greece's Super League 2 ... majoring in sports & exercise health care

2021-22 SEASON STATS

OPPONENT	GS	MP	FG-A	PCT	3P-PA	PCT	FT-A	PCT	O-D-T	PF	A	TO	BLK	STL	PTS
at Buffalo (11/9)		17:54	0-0	---	0-0	---	0-0	---	0-1-1	3	0	2	0	1	0
at Binghamton (11/13)		0:07	0-0	---	0-0	---	0-0	---	0-0-0	1	0	0	0	0	0
at St. Bonaventure (11/17)									---						
COLGATE (11/20)									---						
DETROIT MERCY (11/23)									---						
ROBERT MORRIS (11/27)									---						
at Duquesne (12/1)									---						
YOUNGSTOWN ST. (12/8)									---						
at UAlbany (12/15)									---						
SAINT PETER'S (12/19)									---						
MANHATTAN (12/21)									---						
NIAGARA (1/9)									---						
RIDER (1/13)									---						
FAIRFIELD (1/15)									---						
at Saint Peter's (1/20)									---						
at Monmouth (1/22)									---						
at Marist (1/24)									---						
QUINNIPIAC (1/27)															
SIENA (1/29)															
at Iona (2/3)															
at Fairfield (2/5)															
at Quinnipiac (2/7)															
MONMOUTH (2/10)															
MARIST (2/12)															
at Manhattan (2/17)															
at Rider (2/19)															
at Siena (2/24)															
at Niagara (2/26)															
IONA (3/5)															

SEASON / CAREER HIGHS

Points	—	—
Field Goals	—	—
Field Goal Att.	—	—
3-PT Field Goals	—	—
3-PT Field Goal Att.	—	—
Free Throws	—	—
Free Throw Att.	—	—
Rebounds	1	at Buffalo (11/9/21)
Assists	—	—
Blocks	—	—
Steals	1	at Buffalo (11/9/21)

MISCELLANEOUS

	FR	TOTAL
Double-Doubles	—	—
10+ Points	—	—
20+ Points	—	—
5+ Rebounds	—	—
10+ Rebounds	—	—
5+ Assists	—	—
2+ 3-PT Field Goals	—	—
2+ Steals	—	—
2+ Blocks	—	—
Led Team in Points	—	—
Led Team in Rebs.	—	—
Led Team in Assists	—	—
Led Team in Steals	—	—
Led Team in Blocks	—	—

KARATASIOU'S CAREER YEAR-BY-YEAR STATISTICS

SEASON	GP	GS	MIN	AVG	FG	FGA	PCT	3-FG	3-FGA	PCT	FT	FTA	PCT	OFF	DEF	TOT	AVG	PF	FO	AST	TO	BLK	STL	PTS	AVG
2021-22	2	0	18	9.0	0	0	.000	0	0	.000	0	0	.000	0	1	1	1.0	4	0	0	2	0	1	0	0.0
TOTAL	2	0	18	9.0	0	0	.000	0	0	.000	0	0	.000	0	1	1	1.0	4	0	0	2	0	1	0	0.0



2021-22 CANISIUS WOMEN'S BASKETBALL GAME NOTES

DANI HASKELL (HASS-KULL)

SOPHOMORE • GUARD • 5-6 • FRANKLINVILLE, N.Y. • FRANKLINVILLE

2021-22 SEASON STATS

PPG	RPG	APG	FG%	3-FG%	FT%
13.9	3.9	2.5	35.9	29.3	84.0

LAST APPEARANCE — AT MARIST (1/24/22)

MIN	PTS	FG	3-FG	REB	AST
22:36	10	4-7	2-3	6	2

2021-22 • SOPHOMORE SEASON

• Recorded career-high 27 points along with single-game best four steals vs. Niagara (Jan. 9), while tying career-highs in rebounds (7) and assists (4) ... has 10+ points in 14 of last 16 games this season

2020-21 • FRESHMAN SEASON

• Started all five games during her rookie season, averaging 34 minutes per contest ... led Canisius in scoring with 56 total points and 11.4 points per game ... opened season with 12-point game against crosstown rival Buffalo (Dec. 6) ... scored season-high 19 points at Marist (Dec. 12) ... nearly perfect at the free-throw line, going 16-for-17 at the charity stripe

BEFORE CANISIUS

• Played six seasons at Franklinville High School, earning six varsity letters ... concluded high school career with 3,227 points — the second-most by a female in New York State (Caryn Schoff — 1989-95 — 3,548 points at St. Johnsville) ... holds record for most points by a Western New York player (male or female) ... made 467 three-pointers during high school career ... named New York State Class D MVP in 2018 and 2019 and earned First Team honors in 2020 ... three-time All-Western New York honoree, highlighted by Player of the Year honors in 2019 ... four-time Big 30 Player of the Year ... averaged 31.0 points and 6.1 rebounds per contest during senior campaign

PERSONAL

• Born Sept. 5, 2002 ... daughter of Jeff and Jill Haskell ... has a brother, Josh, and a sister, Ally ... father played college basketball at RIT, mother played basketball at Houghton ... sister plays softball at St. Bonaventure ... majoring in integrated marketing communications

2021-22 SEASON STATS

OPPONENT	GS	MP	FG-A	PCT	3P-PA	PCT	FT-A	PCT	O-D-T	PF	A	TO	BLK	STL	PTS
at Buffalo (11/9)	*	30:44	5-14	.357	1-8	.125	2-2	100.0	0-7-7	2	2	8	0	3	13
at Binghamton (11/13)	*	38:05	9-19	.474	2-10	.200	5-6	.833	1-4-5	0	4	9	0	2	25
at St. Bonaventure (11/17)	*	31:59	3-12	.250	1-7	.143	0-2	.000	0-3-3	2	2	2	0	0	7
COLGATE (11/20)	*	29:34	4-12	.333	2-5	.400	0-0	—	0-3-3	2	2	6	0	1	10
DETROIT MERCY (11/23)	*	31:12	5-15	.333	5-12	.417	9-10	.900	2-1-3	2	1	2	0	1	24
ROBERT MORRIS (11/27)	*	35:49	6-16	.375	2-8	.250	4-4	1.000	2-5-7	1	3	1	0	1	18
at Duquesne (12/1)	*	29:22	5-16	.313	0-7	.000	2-2	1.000	1-1-2	2	3	1	0	2	12
YOUNGSTOWN ST. (12/8)	*	24:48	4-6	.667	1-3	.333	5-5	1.000	0-5-5	4	3	2	0	2	14
at UAlbany (12/15)	*	31:30	4-13	.308	2-7	.286	1-1	1.000	1-4-5	0	4	2	0	1	11
SAINT PETER'S (12/19)	*	34:47	3-16	.188	2-10	.200	2-2	1.000	1-1-2	2	2	4	0	0	10
MANHATTAN (12/21)	*	32:30	6-17	.353	4-11	.364	1-2	.500	2-2-4	1	4	3	1	2	17
NIAGARA (1/9)	*	37:57	9-17	.529	4-7	.571	5-8	.625	2-5-7	2	4	7	0	4	27
RIDER (1/13)	*	33:44	3-14	.214	2-8	.250	2-2	1.000	0-1-1	1	3	2	0	0	10
FAIRFIELD (1/15)	*	30:36	4-13	.308	2-8	.250	0-0	—	0-3-3	4	0	2	1	0	10
at Saint Peter's (1/20)	*	29:59	1-6	.167	1-3	.333	2-2	1.000	1-2-3	1	1	4	0	3	5
at Monmouth (1/22)	*	24:39	4-7	.571	3-6	.500	2-2	1.000	0-1-1	4	2	2	0	1	13
at Marist (1/24)	*	22:36	4-7	.571	2-3	.667	0-0	—	2-4-6	2	2	3	0	0	10
QUINNIPIAC (1/27)															
SIENA (1/29)															
at Iona (2/3)															
at Fairfield (2/5)															
at Quinnipiac (2/7)															
MONMOUTH (2/10)															
MARIST (2/12)															
at Manhattan (2/17)															
at Rider (2/19)															
at Siena (2/24)															
at Niagara (2/26)															
IONA (3/5)															

2021-22 SEASON HIGHS

Points	27	vs. Niagara (1/9/22)
Field Goals	9	at Binghamton (11/13/21)
Field Goal Att.	19	vs. Niagara (1/9/22)
3-PT Field Goals	5	at Binghamton (11/13/21)
3-PT Field Goal Att.	12	vs. Detroit Mercy (11/23/21)
Free Throws	9	vs. Detroit Mercy (11/23/21)
Free Throw Att.	10	vs. Detroit Mercy (11/23/21)
Rebounds	7 (3x)	Last: vs. Niagara (1/9/22)
Assists	4 (4x)	Last: vs. Niagara (1/9/22)
Blocks	1	vs. Fairfield (1/15/22)
Steals	4	vs. Niagara (1/9/22)

CAREER HIGHS

Points	27	vs. Niagara (1/9/22)
Field Goals	9	at Binghamton (11/13/21)
Field Goal Att.	19	vs. Niagara (1/9/22)
3-PT Field Goals	5	at Binghamton (11/13/21)
3-PT Field Goal Att.	12	vs. Detroit Mercy (11/23/21)
Free Throws	9	vs. Detroit Mercy (11/23/21)
Free Throw Att.	10	vs. Detroit Mercy (11/23/21)
Rebounds	7 (3x)	Last: vs. Niagara (1/9/22)
Assists	4 (5x)	Last: vs. Niagara (1/9/22)
Blocks	1	vs. Manhattan (12/21/21)
Steals	4	vs. Fairfield (1/15/22)

MISCELLANEOUS

	FR	SO	TOTAL
Double-Doubles	—	—	—
10+ Points	3	15	18
20+ Points	—	3	3
5+ Rebounds	—	7	7
10+ Rebounds	—	—	—
5+ Assists	—	—	—
2+ 3-PT Field Goals	3	11	14
2+ Steals	2	7	9
2+ Blocks	—	—	—
Led Team in Points	3	9	12
Led Team in Rebs.	—	1	1
Led Team in Assists	1	7	8
Led Team in Steals	1	6	7
Led Team in Blocks	—	1	1

HASKELL'S CAREER YEAR-BY-YEAR STATISTICS

SEASON	GP	GS	MIN	AVG	FG	FGA	PCT	3-FG	3-FGA	PCT	FT	FTA	PCT	OFF	DEF	TOT	AVG	PF	FO	AST	TO	BLK	STL	PTS	AVG
2020-21	5	5	168	33.7	16	58	.276	9	36	.250	16	17	.941	3	10	13	2.6	10	0	12	5	0	5	57	11.4
2021-22	17	17	530	31.2	79	220	.359	36	123	.293	42	50	.840	15	52	67	3.9	32	0	42	60	2	23	236	13.9
TOTALS	22	22	698	31.7	95	278	.342	45	159	.283	58	67	.866	18	62	80	3.6	42	0	54	65	2	28	293	13.3



2021-22 CANISIUS WOMEN'S BASKETBALL GAME NOTES



ÈLIA PÁEZ (EH-LEE-UH PIES)

FRESHMAN • GUARD • 5-9 • SABADELL, SPAIN • ESCOLA PIA SABADELL

2021-22 SEASON STATS

PPG	RPG	APG	FG%	3-FG%	FT%
—	—	—	—	—	—

LAST APPEARANCE — NONE

MIN	PTS	FG	3-FG	REB	AST
—	—	—	—	—	—

BEFORE CANISIUS

- Played three years of club basketball with Basket Almeda, earning the 2021 Catalonia Championship

PERSONAL

- Born Sept. 19, 2003 ... daughter of Damia Páez and Eva Freixas ... has two siblings, a brother, Damia, and a sister, Claudia ... majoring in health and wellness

SEASON / CAREER HIGHS

Points	
Field Goals	
Field Goal Att.	
3-PT Field Goals	
3-PT Field Goal Att.	
Free Throws	
Free Throw Att.	
Rebounds	
Assists	
Blocks	
Steals	

MISCELLANEOUS

	FR	TOTAL
Double-Doubles	—	—
10+ Points	—	—
20+ Points	—	—
5+ Rebounds	—	—
10+ Rebounds	—	—
5+ Assists	—	—
2+ 3-PT Field Goals	—	—
2+ Steals	—	—
2+ Blocks	—	—
Led Team in Points	—	—
Led Team in Rebs.	—	—
Led Team in Assists	—	—
Led Team in Steals	—	—
Led Team in Blocks	—	—

2021-22 SEASON STATS

OPPONENT	GS	MP	FG-A	PCT	3P-PA	PCT	FT-A	PCT	O-D-T	PF	A	TO	BLK	STL	PTS
at Buffalo (11/9)									---	DID NOT PLAY (INJURED)	---				
at Binghamton (11/13)									---	DID NOT PLAY (INJURED)	---				
at St. Bonaventure (11/17)									---	DID NOT PLAY (INJURED)	---				
COLGATE (11/20)									---	DID NOT PLAY (INJURED)	---				
DETROIT MERCY (11/23)									---	DID NOT PLAY (INJURED)	---				
ROBERT MORRIS (11/27)									---	DID NOT PLAY (INJURED)	---				
at Duquesne (12/1)									---	DID NOT PLAY (INJURED)	---				
YOUNGSTOWN ST. (12/8)									---	DID NOT PLAY (INJURED)	---				
at UAlbany (12/15)									---	DID NOT PLAY (INJURED)	---				
SAINT PETER'S (12/19)									---	DID NOT PLAY (INJURED)	---				
MANHATTAN (12/21)									---	DID NOT PLAY (INJURED)	---				
NIAGARA (1/9)									---	DID NOT PLAY (INJURED)	---				
RIDER (1/13)									---	DID NOT PLAY (INJURED)	---				
FAIRFIELD (1/15)									---	DID NOT PLAY (INJURED)	---				
at Saint Peter's (1/20)									---	DID NOT PLAY (INJURED)	---				
at Monmouth (1/22)									---	DID NOT PLAY (INJURED)	---				
at Marist (1/24)									---	DID NOT PLAY (INJURED)	---				
QUINNIPIAC (1/27)															
SIENA (1/29)															
at Iona (2/3)															
at Fairfield (2/5)															
at Quinnipiac (2/7)															
MONMOUTH (2/10)															
MARIST (2/12)															
at Manhattan (2/17)															
at Rider (2/19)															
at Siena (2/24)															
at Niagara (2/26)															
IONA (3/5)															

PAEZ'S CAREER YEAR-BY-YEAR STATISTICS

SEASON	GP	GS	MIN	AVG	FG	FGA	PCT	3-FG	3-FGA	PCT	FT	FTA	PCT	OFF	DEF	TOT	AVG	PF	FO	AST	TO	BLK	STL	PTS	AVG
2021-22	0	0	0	0.0	0	0	.000	0	0	.000	0	0	.000	0	0	0	0.0	0	0	0	0	0	0	0	0.0
TOTAL	0	0	0	0.0	0	0	.000	0	0	.000	0	0	.000	0	0	0	0.0	0	0	0	0	0	0	0	0.0



2021-22 CANISIUS WOMEN'S BASKETBALL GAME NOTES



JANE McCAULEY (MUH-KAHL-LEE)

JUNIOR • GUARD • 5-9 • NEW ROCHELLE, N.Y. • THE URSULINE SCHOOL / VERMONT

2021-22 SEASON STATS

PPG	RPG	APG	FG%	3-FG%	FT%
5.5	0.0	0.5	58.3	58.3	50.0

LAST APPEARANCE — VS. BUCKNELL (11/28/21)

MIN	PTS	FG	3-FG	REB	AST
0:48	0	0-0	0-0	0	0

BEFORE CANISIUS

• Played three seasons at Vermont, logging 28 games played with the Catamounts, making 40 percent of 3-point attempts (22-of-55) ... shot 38.1 percent from the floor (24-for-63) ... four-year letterwinner at The Ursuline School ... averaged nine points, two rebounds and two assists per game in senior year ... two-time Basketball All-League and All-Section I honoree in 2017-18 and 2018-19 ... also won two Basketball League Championships (2016-17 and 2017-18) ... also was a four-year letterwinner on the softball diamond

PERSONAL

• Born Oct. 25, 2001 ... majoring in marketing

2021-22 SEASON STATS (AT VERMONT)

OPPONENT	GS	MP	FG-A	PCT	3P-PA	PCT	FT-A	PCT	O-D-T	PF	A	TO	BLK	STL	PTS
MERRIMACK (11/9)		4:19	0-1	.000	0-1	.000	0-0	---	0-0-0	0	1	0	0	0	0
vs. American (11/13)									---	DID NOT PLAY (COACH'S DECISION)	---				
at Marist (11/14)		11:24	5-8	.625	5-8	.625	1-2	.500	0-0-0	1	0	1	0	0	16
at Navy (11/20)									---	DID NOT PLAY (COACH'S DECISION)	---				
BROWN (11/27)		11:50	2-3	.667	2-3	.667	0-0	---	0-0-0	0	1	1	0	1	6
BUCKNELL (11/28)		0:48	0-0	---	0-0	---	0-0	---	0-0-0	0	0	0	0	0	0
LIU (12/3)									---	DID NOT PLAY (COACH'S DECISION)	---				
LOYOLA CHICAGO (12/5)									---	DID NOT PLAY (COACH'S DECISION)	---				
DARTMOUTH (12/8)									---	DID NOT PLAY (COACH'S DECISION)	---				

2021-22 SEASON STATS (AT CANISIUS)

OPPONENT	GS	MP	FG-A	PCT	3P-PA	PCT	FT-A	PCT	O-D-T	PF	A	TO	BLK	STL	PTS
RIDER (1/13)									---	DID NOT PLAY (INELIGIBLE DUE TO NCAA TRANSFER REGULATIONS)	---				
FAIRFIELD (1/15)									---	DID NOT PLAY (INELIGIBLE DUE TO NCAA TRANSFER REGULATIONS)	---				
at Saint Peter's (1/20)									---	DID NOT PLAY (INELIGIBLE DUE TO NCAA TRANSFER REGULATIONS)	---				
at Monmouth (1/22)									---	DID NOT PLAY (INELIGIBLE DUE TO NCAA TRANSFER REGULATIONS)	---				
at Marist (1/24)									---	DID NOT PLAY (INELIGIBLE DUE TO NCAA TRANSFER REGULATIONS)	---				
QUINNIPIAC (1/27)															
SIENA (1/29)															
at Iona (2/3)															
at Fairfield (2/5)															
at Quinnipiac (2/7)															
MONMOUTH (2/10)															
MARIST (2/12)															
at Manhattan (2/17)															
at Rider (2/19)															
at Siena (2/24)															
at Niagara (2/26)															
IONA (3/5)															

2021-22 SEASON HIGHS

Points	16	at Marist (11/14/21)
Field Goals	5	at Marist (11/14/21)
Field Goal Att.	8	at Marist (11/14/21)
3-PT Field Goals	5	at Marist (11/14/21)
3-PT Field Goal Att.	8	at Marist (11/14/21)
Free Throws	1	at Marist (11/14/21)
Free Throw Att.	2	at Marist (11/14/21)
Rebounds	—	—
Assists	1	vs. Merrimack (11/9/21)
		vs. Brown (11/27/21)
Blocks	—	—
Steals	1	vs. Brown (11/27/21)

Note: * - Denotes career highs set at Vermont

CAREER HIGHS

Points	16	at Marist (11/14/21)*
Field Goals	5	at Marist (11/14/21)*
Field Goal Att.	8	at Marist (11/14/21)*
3-PT Field Goals	5	at Marist (11/14/21)*
3-PT Field Goal Att.	8	at Marist (11/14/21)*
Free Throws	1	at Marist (11/14/21)*
Free Throw Att.	2	at Marist (11/14/21)*
Rebounds	2	at Maine (3/4/20)*
Assists	2	vs. Canisius (12/7/19)*
Blocks	—	—
Steals	1	(3x), Last: vs. Brown (11/27/21)*

Note: * - Denotes career highs set at Vermont

MISCELLANEOUS

	FR	SO	JR	TOTAL
Double-Doubles	—	—	—	—
10+ Points	—	—	1	1
20+ Points	—	—	—	—
5+ Rebounds	—	—	—	—
10+ Rebounds	—	—	—	—
5+ Assists	—	—	—	—
2+ 3-PT Field Goals	3	—	2	5
2+ Steals	—	—	—	—
2+ Blocks	—	—	—	—
Led Team in Points	—	—	1	1
Led Team in Rebs.	—	—	—	—
Led Team in Assists	—	—	—	—
Led Team in Steals	1	—	—	1
Led Team in Blocks	—	—	—	—

Shaded columns denote seasons at Vermont

McCAULEY'S CAREER YEAR-BY-YEAR STATISTICS

SEASON	GP	GS	MIN	AVG	FG	FGA	PCT	3-FG	3-FGA	PCT	FT	FTA	PCT	OFF	DEF	TOT	AVG	PF	FO	AST	TO	BLK	STL	PTS	AVG
2019-20	23	0	223	9.7	16	50	.320	14	42	.333	0	0	.000	1	4	5	0.2	14	0	6	6	0	2	46	2.0
2020-21	1	0	4	4.3	1	1	1.000	1	1	1.000	0	0	.000	0	1	1	1.0	0	0	0	1	0	0	3	3.0
2021-22	4	0	28	7.1	7	12	.583	7	12	.583	1	2	.500	0	0	0	0.0	1	0	2	2	0	1	22	5.5
TOTALS	28	0	255	9.1	24	63	.381	22	55	.400	1	2	.500	1	5	6	0.2	15	0	8	9	0	3	71	2.5

Gray shaded lines denote time spent at Vermont



2021-22 CANISIUS WOMEN'S BASKETBALL GAME NOTES

KAYLA JACKSON

SENIOR • FORWARD • 5-11 • ROCHESTER, N.Y. • AQUINAS INSTITUTE / UMBC

2021-22 SEASON STATS

PPG	RPG	SPG	FG%	3-FG%	FT%
5.5	6.4	1.2	48.6	0.0	46.5

LAST APPEARANCE — AT MARIST (1/24/22)

MIN	PTS	FG	FT	REB	AST
14:48	0	0-0	0-2	7	0

2021-22 • SENIOR SEASON

• Has a steal in 8 of last 9 games played ... first double-digit point total of season against Colgate (Nov. 20), along with seven rebounds and a pair of steals ... had career-high 12 rebounds at St. Bonaventure (Nov. 17)

2020-21 • JUNIOR SEASON

• Started all five games during the pandemic-shortened season ... Scored season-high 10 points in Canisius debut against crosstown rival Buffalo (Dec. 6) ... led team with 32 rebounds ... scored first 3-point field goal of her career at Marist (Dec. 11)

BEFORE CANISIUS

• Was a two-year letterwinner at UMBC, playing in just one season ... recorded 98 points and 93 rebounds in 26 games during freshman campaign ... played four years at Aquinas Institute, helping secure a sectional title ... two-time All-Greater Rochester First Team selection

PERSONAL

• Born Jan. 17, 2000 ... daughter of Angela Penson ... majoring in psychology

2021-22 SEASON STATS

OPPONENT	GS	MP	FG-A	PCT	3P-PA	PCT	FT-A	PCT	O-D-T	PF	A	TO	BLK	STL	PTS
at Buffalo (11/9)	*	14:56	3-4	.750	0-1	.000	0-0	—	1-2-3	1	0	2	0	1	6
at Binghamton (11/13)	*	17:00	3-8	.375	0-1	.000	3-9	.333	4-7-11	2	1	1	0	0	9
at St. Bonaventure (11/17)	*	17:49	0-2	.000	0-0	—	1-2	.500	3-9-12	3	1	1	0	0	1
COLGATE (11/20)	*	17:35	4-5	.800	0-0	—	3-5	.600	3-4-7	3	0	3	0	2	11
DETROIT MERCY (11/23)	*	26:03	3-5	.600	0-0	—	0-4	.000	2-8-10	4	2	5	1	0	6
ROBERT MORRIS (11/27)	*	19:54	1-4	.250	0-0	—	4-6	.667	3-8-11	3	0	3	1	0	6
at Duquesne (12/1)	*	26:37	1-4	.250	0-0	—	0-0	—	0-3-3	3	0	1	0	2	2
YOUNGSTOWN ST. (12/8)	*	16:00	0-1	.000	0-0	—	5-8	.625	0-0-0	0	0	1	1	3	5
at UAlbany (12/15)	*	18:30	3-7	.429	0-0	—	0-0	—	5-3-8	3	0	2	0	1	6
SAINT PETER'S (12/19)	*	18:18	2-5	.400	0-0	—	1-1	1.000	3-2-5	1	0	0	1	3	5
MANHATTAN (12/21)	*	15:30	0-0	—	0-0	—	0-0	—	0-4-4	3	0	0	0	1	0
NIAGARA (1/9)	--- DID NOT PLAY (INACTIVE) ---														
RIDER (1/13)	*	18:41	3-6	.500	0-0	—	1-2	.500	4-4-8	3	0	0	1	1	7
FAIRFIELD (1/15)	*	26:31	3-5	.600	0-0	—	2-4	.500	1-3-4	0	2	3	0	2	8
at Saint Peter's (1/20)	*	22:05	4-7	.571	0-0	—	0-0	—	2-3-5	4	1	1	0	1	8
at Monmouth (1/22)	*	19:01	4-7	.571	0-0	—	0-0	—	2-2-4	3	0	2	0	2	8
at Marist (1/24)	*	14:48	0-0	—	0-0	—	0-2	.000	2-5-7	1	0	2	0	0	0
QUINNIPIAC (1/27)															
SIENA (1/29)															
at Iona (2/3)															
at Fairfield (2/5)															
at Quinnipiac (2/7)															
MONMOUTH (2/10)															
MARIST (2/12)															
at Manhattan (2/17)															
at Rider (2/19)															
at Siena (2/24)															
at Niagara (2/26)															
IONA (3/5)															

2021-22 SEASON HIGHS

Points	11	vs. Colgate (11/20/21)
Field Goals	4 (3x)	Last: at Monmouth (1/22/22)
Field Goal Att.	8	at Binghamton (11/13/21)
3-PT Field Goals	—	—
3-PT Field Goal Att.	1	at Buffalo (11/9/21)
		at Binghamton (11/13/21)
Free Throws	5	vs. Youngstown State (12/8/21)
Free Throw Att.	9	at Binghamton (11/13/21)
Rebounds	12	at St. Bonaventure (11/17/21)
		vs. Detroit Mercy (11/23/21)
Assists	2	vs. Fairfield (1/15/22)
Blocks	1	(4x), Last: vs. Rider (1/13/22)
Steals	3	vs. Youngstown State (12/8/21)
		vs. Saint Peter's (12/19/21)

CAREER HIGHS

Points	16	at Morgan State (12/20/18)*
Field Goals	8	at Morgan State (12/20/18)*
Field Goal Att.	10	at Morgan State (12/20/18)*
3-PT Field Goals	1	at Marist (12/11/20)
3-PT Field Goal Att.	1 (5x)	Last: at Binghamton (11/13/21)
Free Throws	5	vs. Youngstown State (12/8/21)
Free Throw Att.	9	at Binghamton (11/13/21)
Rebounds	12	at St. Bonaventure (11/17/21)
Assists	4	vs. Hartford (1/9/19)*
Blocks	2	at Marist (12/11/20)
Steals	3 (3x)	Last: vs. Saint Peter's (12/19/21)

Note: * - Denotes career highs set at UMBC

MISCELLANEOUS

	FR	SO	JR	SR	TOTAL
Double-Doubles	—	—	—	—	—
10+ Points	2	—	1	1	4
20+ Points	—	—	—	—	—
5+ Rebounds	9	—	4	11	24
10+ Rebounds	1	—	1	4	6
5+ Assists	—	—	—	—	—
2+ 3-PT Field Goals	—	—	—	—	—
2+ Steals	3	—	2	6	11
2+ Blocks	—	—	1	—	1
Led Team in Points	—	—	—	—	—
Led Team in Rebs.	5	—	4	8	17
Led Team in Assists	2	—	—	1	3
Led Team in Steals	4	—	2	6	12
Led Team in Blocks	3	—	3	2	8

Shaded columns denote seasons at UMBC

JACKSON'S CAREER YEAR-BY-YEAR STATISTICS

SEASON	GP	GS	MIN	AVG	FG	FGA	PCT	3-FG	3-FGA	PCT	FT	FTA	PCT	OFF	DEF	TOT	AVG	PF	FO	AST	TO	BLK	STL	PTS	AVG
2018-19	26	4	309	11.9	43	77	.558	0	0	.000	12	29	.414	42	51	93	3.6	27	0	14	34	4	11	98	3.8
2019-20	--- DID NOT PLAY (INJURY) ---																								
2020-21	5	5	137	27.4	10	21	.476	1	3	.333	6	15	.400	9	23	32	6.4	14	1	8	8	4	4	27	5.4
2021-22	16	16	309	19.3	34	70	.486	0	2	.000	20	43	.465	35	67	102	6.4	37	0	7	27	5	19	88	5.5
TOTALS	47	25	755	16.1	87	168	.518	1	5	.200	38	87	.437	86	141	227	4.8	78	1	29	69	13	34	213	4.5

Gray shaded lines denote time spent at UMBC



2021-22 CANISIUS WOMEN'S BASKETBALL GAME NOTES

ERIKA JOSEPH

SENIOR • GUARD • 5-8 • TORONTO, ONTARIO • J. ADDISON

2021-22 SEASON STATS

PPG	RPG	APG	FG%	3-FG%	FT%
9.5	3.2	1.1	34.0	35.4	57.1

LAST APPEARANCE — AT MARIST (1/24/22)

MIN	PTS	FG	3-FG	REB	AST
33:19	2	1-7	0-5	2	3

2021-22 • SENIOR SEASON

- Scored season-high 16 points vs. Youngstown State (Dec. 8) ... hauled in career-high seven rebounds at Binghamton (Nov. 13)

2020-21 • JUNIOR SEASON

- Started all five games during the pandemic-shortened season ... finished season with 41 points, averaging 8.2 points per game

2019-20 • SOPHOMORE SEASON

- Started 21 of 26 games played ... averaged 2.2 points and 2.1 rebounds

2018-19 • FRESHMAN SEASON

- Appeared in 25 games, making 15 starts

BEFORE CANISIUS

- Averaged 14 points and 5.0 assists per game during senior season at J. Addison ... named 2016 Defensive Player of the Year and SIAA All-State Second Team ... named class valedictorian and member of the honor roll at J. Addison

PERSONAL

- Born May 16, 1999 ... has five siblings, two of which play professionally ... brother, Cory, is a 10-year NBA veteran with stops in San Antonio, Toronto, Indiana, Sacramento and Detroit, winning an NBA title in 2014 with San Antonio

2021-22 SEASON STATS

OPPONENT	GS	MP	FG-A	PCT	3P-PA	PCT	FT-A	PCT	O-D-T	PF	A	TO	BLK	STL	PTS
at Buffalo (11/9)	*	36:52	5-16	.313	3-7	.429	0-1	.000	2-1-3	1	0	2	0	0	13
at Binghamton (11/13)	*	35:30	3-8	.375	2-3	.667	0-0	—	2-5-7	2	0	0	0	0	8
at St. Bonaventure (11/17)	*	35:08	6-14	.429	2-7	.286	0-2	.000	2-3-5	4	2	0	0	1	14
COLGATE (11/20)	*	36:57	3-9	.333	1-5	.200	1-2	.500	3-2-5	2	2	4	0	1	8
DETROIT MERCY (11/23)	*	36:24	4-6	.667	2-2	1.000	2-4	.500	2-0-2	2	1	4	0	2	12
ROBERT MORRIS (11/27)	*	35:41	1-9	.111	0-4	.000	4-6	.667	0-2-2	1	0	0	0	1	6
at Duquesne (12/1)	*	37:08	4-10	.400	3-7	.429	1-2	.500	2-5-7	2	1	0	0	1	12
YOUNGSTOWN ST. (12/8)	*	36:32	6-8	.750	4-5	.800	0-0	—	0-3-3	1	1	2	0	0	16
at UAlbany (12/15)	*	35:15	4-11	.364	2-6	.333	0-0	—	1-0-1	1	3	1	0	1	10
SAINT PETER'S (12/19)	*	35:02	3-15	.200	2-8	.250	1-2	.500	1-2-3	3	1	2	2	1	9
MANHATTAN (12/21)	*	21:20	3-11	.273	2-2	1.000	1-1	1.000	1-1-2	5	0	2	0	0	9
NIAGARA (1/9)	--- DID NOT PLAY (INACTIVE) ---														
RIDER (1/13)	*	31:14	5-11	.455	3-7	.429	2-2	1.000	0-3-3	3	1	2	0	0	15
FAIRFIELD (1/15)	*	29:10	3-10	.300	0-5	.000	0-0	—	2-0-2	2	1	1	0	0	6
at Saint Peter's (1/20)	*	31:09	2-7	.286	1-2	.500	3-4	.750	0-2-2	3	1	0	0	1	8
at Monmouth (1/22)	*	32:52	1-7	.143	1-4	.250	1-2	.500	1-1-2	2	0	2	0	2	4
at Marist (1/24)	*	33:19	1-7	.143	0-5	.000	0-0	—	0-2-2	3	3	3	0	1	2
QUINNIPIAC (1/27)															
SIENA (1/29)															
at Iona (2/3)															
at Fairfield (2/5)															
at Quinnipiac (2/7)															
MONMOUTH (2/10)															
MARIST (2/12)															
at Manhattan (2/17)															
at Rider (2/19)															
at Siena (2/24)															
at Niagara (2/26)															
IONA (3/5)															

CAREER HONORS

2020-21 MAAC All-Academic Team

2021-22 SEASON HIGHS

Points	16	vs. Youngstown State (12/8/21)
Field Goals	6	at St. Bonaventure (11/17/21)
Field Goal Att.	16	at Buffalo (11/9/21)
3-PT Field Goals	4	vs. Youngstown State (12/8/21)
3-PT Field Goal Att.	8	vs. Saint Peter's (12/19/21)
Free Throws	4	vs. Robert Morris (11/27/21)
Free Throw Att.	6	vs. Robert Morris (11/27/21)
Rebounds	7	at Binghamton (11/13/21)
Assists	3	at Duquesne (12/1/21)
Blocks	2	at UAlbany (12/15/21)
Steals	2	at Marist (1/24/22)
	2	vs. Saint Peter's (12/19/21)
	2	(3x), Last: at Monmouth (1/22/22)

CAREER HIGHS

Points	16	vs. Youngstown State (12/8/21)
Field Goals	6	at St. Bonaventure (11/17/21)
Field Goal Att.	16	at Buffalo (11/9/21)
3-PT Field Goals	4	vs. Youngstown State (12/8/21)
3-PT Field Goal Att.	8	at Saint Peter's (12/19/20)
Free Throws	4	vs. Robert Morris (11/27/21)
Free Throw Att.	6	vs. Robert Morris (11/27/21)
Rebounds	7	(3x), Last: at Duquesne (12/1/21)
Assists	3	(5x), Last: at Marist (1/24/21)
Blocks	3	vs. Buffalo (12/4/18)
Steals	3	at Saint Peter's (1/12/19)

MISCELLANEOUS

	FR	SO	JR	SR	TOTAL
Double-Doubles	—	—	—	—	—
10+ Points	—	—	1	7	8
20+ Points	—	—	—	—	—
5+ Rebounds	—	4	1	4	9
10+ Rebounds	—	—	—	—	—
5+ Assists	—	—	—	—	—
2+ 3-PT Field Goals	1	1	2	10	14
2+ Steals	1	—	1	2	4
2+ Blocks	1	—	—	1	2
Led Team in Points	—	—	—	3	3
Led Team in Rebs.	—	1	1	1	3
Led Team in Assists	1	4	1	1	7
Led Team in Steals	1	1	1	2	5
Led Team in Blocks	1	1	2	1	5

JOSEPH'S CAREER YEAR-BY-YEAR STATISTICS

SEASON	GP	GS	MIN	AVG	FG	FGA	PCT	3-FG	3-FGA	PCT	FT	FTA	PCT	OFF	DEF	TOT	AVG	PF	FO	AST	TO	BLK	STL	PTS	AVG
2018-19	25	15	306	12.3	15	48	.313	6	21	.286	3	4	.750	6	12	18	0.7	22	0	13	18	5	6	39	1.6
2019-20	26	21	513	19.7	20	83	.241	7	32	.219	9	12	.750	25	30	55	2.1	37	0	29	25	1	7	56	2.2
2020-21	5	5	145	28.9	14	40	.350	7	17	.412	6	7	.857	2	9	11	2.2	11	0	8	10	1	5	41	8.2
2021-22	16	16	540	33.7	54	159	.340	28	79	.354	16	28	.571	19	32	51	3.2	37	1	17	25	2	12	152	9.5
TOTALS	72	57	1504	20.9	103	330	.312	48	149	.322	34	51	.667	52	83	135	1.9	107	1	67	78	9	30	288	4.0



2021-22 CANISIUS WOMEN'S BASKETBALL GAME NOTES

CHEYENNE STUBBS (SHY-ANN)

FRESHMAN • GUARD • 5-5 • BRADENTON, FLA. • BRADEN RIVER

2021-22 SEASON STATS

PPG	RPG	APG	FG%	3-FG%	FT%
4.5	1.3	0.8	36.4	45.7	100.0

LAST APPEARANCE — AT MARIST (1/24/22)

MIN	PTS	FG	3-FG	REB	STL
14:28	3	1-5	1-2	2	0

2021-22 • FRESHMAN SEASON

• Has made all of 12 free throw attempts so far this season ... named MAAC Rookie of the Week on Jan. 9 after posting career highs in points (14) and assists (7) against Niagara (Jan. 9) ... MAAC Co-Rookie of the Week (Dec. 27) after scoring eight points vs. Manhattan (Dec. 21)

BEFORE CANISIUS

• Played four seasons with Braden River, averaging 22.4 points, four rebounds, four assists and four steals per contest ... logged 20.4 points, 3.2 steals, three assists and 2.7 rebounds per game in her senior year ... earned All-Area and MVP honors, while also being tabbed captain

PERSONAL

• Born Feb. 6, 2003 in Charlotte, N.C. ... daughter of Darren and Kimberly Stubbs ... has five siblings — three brothers, Michael, Darren Jr., Dawaan, and two sisters, Michon and Kiara ... majoring in sports and exercise health care

2021-22 SEASON STATS

OPPONENT	GS	MP	FG-A	PCT	3P-PA	PCT	FT-A	PCT	O-D-T	PF	A	TO	BLK	STL	PTS
at Buffalo (11/9)		12:34	0-2	.000	0-0	—	2-2	1.000	1-0-1	0	1	2	0	1	2
at Binghamton (11/13)		18:08	0-1	.000	0-1	.000	0-0	—	1-0-1	1	1	0	0	1	0
at St. Bonaventure (11/17)		5:14	1-1	1.000	0-0	—	0-0	—	1-0-1	0	0	1	0	0	2
COLGATE (11/20)		11:06	1-4	.250	1-2	.500	0-0	—	0-2-2	0	0	1	0	1	3
DETROIT MERCY (11/23)		20:41	4-6	.667	3-4	.750	2-2	1.000	0-4-4	0	1	2	0	0	13
ROBERT MORRIS (11/27)		10:06	0-2	.000	0-1	.000	0-0	—	1-0-1	0	0	1	0	0	0
at Duquesne (12/1)		8:34	2-3	.667	2-3	.667	0-0	—	0-0-0	1	0	1	0	0	6
YOUNGSTOWN ST. (12/8)		17:12	1-4	.250	1-3	.333	2-2	1.000	1-1-2	0	0	1	0	0	5
at UAlbany (12/15)		17:45	2-3	.667	1-2	.500	2-2	1.000	0-0-0	0	1	1	0	2	7
SAINT PETER'S (12/19)		9:53	0-2	.000	0-2	.000	0-0	—	0-0-0	0	1	0	0	2	0
MANHATTAN (12/21)		22:05	3-6	.500	2-4	.500	0-0	—	1-1-2	1	1	0	0	2	8
NIAGARA (1/9)	*	35:37	5-10	.500	4-6	.667	0-0	—	1-0-1	2	7	2	0	0	14
RIDER (1/13)		20:09	1-5	.200	0-1	.000	0-0	—	0-0-0	0	0	1	1	2	2
FAIRFIELD (1/15)		19:45	0-2	.000	0-1	.000	0-0	—	0-2-2	2	0	3	0	0	0
at Saint Peter's (1/20)		24:44	1-3	.333	0-1	.000	4-4	1.000	1-0-1	1	0	3	0	0	6
at Monmouth (1/22)		24:59	2-7	.286	1-2	.500	0-0	—	0-2-2	2	0	3	1	1	5
at Marist (1/24)		14:28	1-5	.200	1-2	.500	0-0	—	0-2-2	4	0	1	0	0	3
QUINNIPIAC (1/27)															
SIENA (1/29)															
at Iona (2/3)															
at Fairfield (2/5)															
at Quinnipiac (2/7)															
MONMOUTH (2/10)															
MARIST (2/12)															
at Manhattan (2/17)															
at Rider (2/19)															
at Siena (2/24)															
at Niagara (2/26)															
IONA (3/5)															

CAREER HONORS

MAAC Co-Rookie of the Week (Dec. 27)

MAAC Rookie of the Week (Jan. 9)

SEASON / CAREER HIGHS

Points	14	vs. Niagara (1/9/22)
Field Goals	5	vs. Niagara (1/9/22)
Field Goal Att.	10	vs. Niagara (1/9/22)
3-PT Field Goals	4	vs. Niagara (1/9/22)
3-PT Field Goal Att.	6	vs. Niagara (1/9/22)
Free Throws	4	at Saint Peter's (1/20/22)
Free Throw Att.	4	at Saint Peter's (1/20/22)
Rebounds	4	vs. Detroit Mercy (11/23/21)
Assists	7	vs. Niagara (1/9/22)
Blocks	1	vs. Rider (1/13/22)
Steals	2	at Monmouth (1/22/22)

MISCELLANEOUS

	FR	TOTAL
Double-Doubles	—	—
10+ Points	2	2
20+ Points	—	—
5+ Rebounds	—	—
10+ Rebounds	—	—
5+ Assists	1	1
2+ 3-PT Field Goals	4	4
2+ Steals	4	4
2+ Blocks	—	—
Led Team in Points	—	—
Led Team in Rebs.	—	—
Led Team in Assists	1	1
Led Team in Steals	3	3
Led Team in Blocks	1	1

STUBBS'S CAREER YEAR-BY-YEAR STATISTICS

SEASON	GP	GS	MIN	AVG	FG	FGA	PCT	3-FG	3-FGA	PCT	FT	FTA	PCT	OFF	DEF	TOT	AVG	PF	FO	AST	TO	BLK	STL	PTS	AVG
2021-22	17	1	293	17.2	24	66	.364	16	35	.457	12	12	1.000	8	14	22	1.3	14	0	13	23	2	12	76	4.5
TOTALS	17	1	293	17.2	24	66	.364	16	35	.457	12	12	1.000	8	14	22	1.3	14	0	13	23	2	12	76	4.5



2021-22 CANISIUS WOMEN'S BASKETBALL GAME NOTES

RHAY PORTER (RAY)

FRESHMAN • FORWARD • 6-1 • SCOTIA, N.Y. • WILBRAHAM AND MONSON ACADEMY (MASS.)

2021-22 SEASON STATS

PPG	RPG	BPG	FG%	3-FG%	FT%
2.3	5.6	1.4	46.9	—	28.0

LAST APPEARANCE — AT MARIST (1/24/22)

MIN	PTS	FG	REB	AST	BLK
15:16	0	0-2	5	1	2

2021-22 • FRESHMAN SEASON

• Recorded season-high 15 rebounds against Rider (Jan. 13) ... posted season-highs in points (7) and blocks (6) vs. Niagara (Jan. 9) ... secured 5+ rebounds in 10 of last 13 games ... logged first double-digit rebound game against Colgate (Nov. 20) ... has a block in 12 of 16 career appearances and in 8 of last 10

BEFORE CANISIUS

• Lettered in basketball for three seasons at Wilbraham and Monson Academy in Massachusetts ... was named team MVP and was a KITS and Dexter South All-Tournament Team selection ... also was selected to the NEPSAC Class C All-Star Game ... averaged 13 points, 13 rebounds, four blocks and two steals per contest over career ... 13.9 points, 12.5 rebounds, 3.5 blocks and two steals per game during senior year ... also was a three-year letterwinner on the volleyball court

PERSONAL

• Born Aug. 16, 2002 in St. Louis, Missouri ... daughter of Robert and Chaina Porter ... has four siblings — a brother, Dontrevious, and three sisters, Jazlyn, Kennedy and Imani ... majoring in digital media arts

2021-22 SEASON STATS

OPPONENT	GS	MP	FG-A	PCT	3P-PA	PCT	FT-A	PCT	O-D-T	PF	A	TO	BLK	STL	PTS
at Buffalo (11/9)		12:23	0-1	.000	0-0	—	1-2	.500	0-1-1	4	1	0	0	0	1
at Binghamton (11/13)		15:14	2-3	.667	0-0	—	0-2	.000	2-2-4	3	0	1	1	1	4
at St. Bonaventure (11/17)		19:43	2-2	1.000	0-0	—	0-0	—	0-3-3	2	0	1	2	0	4
COLGATE (11/20)		20:25	0-1	.000	0-0	—	0-0	—	5-5-10	0	0	0	2	1	0
DETROIT MERCY (11/23)		13:57	0-1	.000	0-0	—	0-0	—	1-4-5	3	0	3	1	1	0
ROBERT MORRIS (11/27)		16:40	0-1	.000	0-0	—	0-0	—	1-4-5	3	0	0	0	2	0
at Duquesne (12/1)									--- DID NOT PLAY (INJURED) ---						
YOUNGSTOWN ST. (12/8)		15:59	1-4	.250	0-0	—	2-4	.500	1-6-7	3	0	2	3	1	4
at UAlbany (12/15)		17:13	1-1	1.000	0-0	—	0-0	—	3-3-6	3	1	3	1	0	2
SAINT PETER'S (12/19)		19:37	2-2	1.000	0-0	—	0-1	.000	0-4-4	3	0	0	1	0	4
MANHATTAN (12/21)		20:12	0-1	.000	0-0	—	0-0	—	3-3-6	2	1	1	1	2	0
NIAGARA (1/9)		22:45	3-3	1.000	0-0	—	1-6	.167	4-6-10	5	1	3	6	1	7
RIDER (1/13)		18:05	2-5	.400	0-0	—	2-4	.500	7-8-15	1	1	1	2	1	6
FAIRFIELD (1/15)		13:29	0-2	.000	0-0	—	0-2	.000	0-2-2	0	1	0	0	0	0
at Saint Peter's (1/20)		6:24	0-0	—	0-0	—	0-0	—	0-1-1	2	0	0	1	0	0
at Monmouth (1/22)		21:53	2-3	.667	0-0	—	1-4	.250	2-4-6	3	1	1	0	1	5
at Marist (1/24)		15:16	0-2	.000	0-0	—	0-0	—	1-4-5	3	1	3	2	0	0
QUINNIPIAC (1/27)															
SIENA (1/29)															
at Iona (2/3)															
at Fairfield (2/5)															
at Quinnipiac (2/7)															
MONMOUTH (2/10)															
MARIST (2/12)															
at Manhattan (2/17)															
at Rider (2/19)															
at Siena (2/24)															
at Niagara (2/26)															
IONA (3/5)															

SEASON / CAREER HIGHS

Points	7	vs. Niagara (1/9/22)
Field Goals	3	vs. Niagara (1/9/22)
Field Goal Att.	5	vs. Rider (1/13/22)
3-PT Field Goals	—	—
3-PT Field Goal Att.	—	—
Free Throws	2	vs. Youngstown State (12/8/21)
Free Throw Att.	6	vs. Niagara (1/9/22)
Rebounds	15	vs. Rider (1/13/22)
Assists	1 (6x), Last: at Monmouth (1/22/22)	
Blocks	6	vs. Niagara (1/9/22)
Steals	2	vs. Robert Morris (11/27/21)
		vs. Manhattan (12/21/21)

MISCELLANEOUS

	FR	TOTAL
Double-Doubles	—	—
10+ Points	—	—
20+ Points	—	—
5+ Rebounds	9	9
10+ Rebounds	3	3
5+ Assists	—	—
2+ 3-PT Field Goals	—	—
2+ Steals	2	2
2+ Blocks	5	5
Led Team in Points	—	—
Led Team in Rebs.	6	6
Led Team in Assists	—	—
Led Team in Steals	2	2
Led Team in Blocks	8	8

PORTER'S CAREER YEAR-BY-YEAR STATISTICS

SEASON	GP	GS	MIN	AVG	FG	FGA	PCT	3-FG	3-FGA	PCT	FT	FTA	PCT	OFF	DEF	TOT	AVG	PF	FO	AST	TO	BLK	STL	PTS	AVG
2021-22	16	0	269	16.8	15	32	.469	0	0	.000	7	25	.280	30	60	90	5.6	40	1	8	19	23	11	37	2.3
TOTALS	16	0	269	16.8	15	32	.469	0	0	.000	7	25	.280	30	60	90	5.6	40	1	8	19	23	11	37	2.3



2021-22 CANISIUS WOMEN'S BASKETBALL GAME NOTES

2021-22 GAME-BY-GAME COMPARISONS

Opponent	1st	2nd	1st H	3rd	4th	2nd H	OT	Score	Mar	FG	FG%	3-FG	3-FG%	FT	FT%	Reb	Mar	Ast	TOs	Block	Steals	Fouls
Canisius	13	4	17	19	6	25	—	42	(60)	16-61	.262	5-24	.208	5-9	.556	32	(22)	8	27	0	6	20
at BUFFALO	25	26	51	24	27	51	—	102		36-74	.486	4-17	.235	26-29	.897	54		18	12	5	19	13
Canisius	8	18	26	18	12	30	—	56	(17)	21-60	.350	5-20	.250	9-19	.474	44	+6	8	23	1	8	16
at BINGHAMTON	12	12	24	18	31	49	—	73		28-62	.452	7-23	.304	10-13	.769	38		16	15	4	11	20
Canisius	18	9	27	19	13	32	—	59	(8)	23-59	.390	7-27	.259	6-12	.500	40	+8	8	17	4	4	17
at ST. BONAVENTURE	14	15	29	15	23	38	—	67		24-56	.429	6-20	.300	13-20	.650	32		7	11	5	5	12
at CANISIUS	17	17	34	8	19	27	—	61	+3	22-60	.367	7-25	.280	10-14	.714	43	+2	11	20	2	9	14
Colgate	13	8	21	12	25	37	—	58		23-67	.343	8-17	.471	4-6	.667	41		9	19	4	4	20
at CANISIUS	14	16	30	14	20	34	—	64	+9	19-48	.396	11-26	.423	15-24	.625	35	(8)	12	24	2	5	14
Detroit Mercy	13	12	25	19	11	30	—	55		21-65	.323	3-14	.214	10-17	.588	43		10	19	3	8	25
at Canisius	8	10	18	14	11	25	—	43	(14)	13-48	.271	3-20	.150	14-22	.636	32	(2)	6	11	2	7	13
ROBERT MORRIS	13	17	30	13	14	27	—	57		21-49	.429	8-17	.471	7-12	.583	34		11	13	1	2	21
Canisius	12	11	23	18	19	37	—	60	(9)	23-60	.383	11-33	.333	3-4	.750	27	(10)	13	13	3	6	14
at DUQUESNE	21	18	39	18	12	30	—	69		27-53	.509	5-18	.278	10-13	.769	37		20	14	5	7	13
at Canisius	8	17	25	18	23	41	—	66	(3)	20-43	.465	7-17	.412	19-29	.655	29	(5)	6	19	6	6	19
YOUNGSTOWN ST.	14	19	33	17	19	36	—	69		26-60	.433	7-23	.304	10-13	.769	34		10	17	1	5	24
Canisius	8	14	22	18	6	24	—	46	(19)	18-54	.333	7-28	.250	3-3	1.000	28	(8)	13	19	3	7	13
at UALBANY	10	19	29	22	14	36	—	65		28-62	.452	2-12	.167	7-11	.636	36		18	12	6	6	8
at Canisius	18	13	31	10	14	24	—	55	(10)	19-63	.302	8-29	.276	9-12	.750	30	(18)	9	16	6	8	14
SAINT PETER'S	13	21	34	20	11	31	—	65		27-59	.458	3-13	.231	8-11	.727	48		16	21	2	6	17
at Canisius	15	15	30	18	15	33	—	63	-22	22-58	.379	11-30	.367	8-14	.571	31	(11)	10	18	5	10	17
MANHATTAN	15	22	37	31	17	48	—	85		32-64	.500	8-15	.533	13-19	.684	42		17	14	1	12	15
at Canisius	16	18	34	23	16	39	13	86	-1	31-66	.470	11-25	.440	13-24	.542	36	(15)	17	23	7	6	23
NIAGARA	26	7	33	19	21	40	14	87		32-76	.421	4-15	.267	19-29	.655	51		14	23	2	8	26
at Canisius	9	14	23	14	14	28	—	51	-8	19-61	.311	5-24	.208	8-12	.667	43	+2	7	14	7	6	16
RIDER	12	11	23	22	14	36	—	59		21-57	.368	6-19	.316	11-20	.550	41		13	12	4	4	11
at Canisius	5	8	13	12	12	24	—	37	-36	15-51	.294	5-19	.263	2-6	.333	27	(8)	10	18	2	3	11
FAIRFIELD	17	19	36	18	19	37	—	73		30-55	.545	2-11	.182	11-13	.846	35		18	10	2	10	9
Canisius	16	15	31	10	14	24	—	55	-19	18-48	.375	8-21	.381	11-12	.917	22	(15)	9	17	2	8	17
at SAINT PETER'S	15	21	36	24	14	38		74		30-56	.536	4-11	.364	10-15	.667	37		16	13	2	9	17
Canisius	11	15	26	8	14	22	—	48	-12	18-53	.340	6-19	.316	6-11	.545	28	(6)	6	18	1	9	17
at MONMOUTH	12	13	25	21	14	35	—	60		21-47	.447	6-18	.333	12-15	.800	34		12	20	3	10	13
Canisius	5	19	24	14	6	20	—	44	-13	16-50	.320	9-28	.321	3-7	.429	33	(8)	9	16	3	4	20
at MARIST	16	11	27	16	14	30	—	57		22-55	.400	5-16	.313	8-18	.444	41		15	10	2	8	11
at Canisius																						
Quinnipiac																						
at Canisius																						
Siena																						
Canisius																						
at Iona																						
Canisius																						
at Fairfield																						
Canisius																						
at Quinnipiac																						
at Canisius																						
Monmouth																						
at Canisius																						
Marist																						
Canisius																						
at Manhattan																						
Canisius																						
at Rider																						
Canisius																						
at Siena																						
Canisius																						
at Niagara																						
at Canisius																						
Iona																						

Winners listed in ALL CAPS



2021-22 CANISIUS WOMEN'S BASKETBALL GAME NOTES

2021-22 SPECIALTY STATS

Opponent	POINTS IN PAINT			POINTS OFF TURNOVERS			2ND CHANCE POINTS			FASTBREAK POINTS			BENCH POINTS		
	CAN	OPP	MARGIN	CAN	OPP	MARGIN	CAN	OPP	MARGIN	CAN	OPP	MARGIN	CAN	OPP	MARGIN
at Buffalo (11/9)	18	62	(44)	8	43	(35)	8	19	(11)	4	32	(28)	8	40	(32)
at Binghamton (11/13)	30	40	(10)	10	22	(12)	18	10	+8	0	15	(15)	7	32	(25)
at St. Bonaventure (11/17)	24	30	(6)	5	14	(9)	9	8	+1	6	10	(4)	16	19	(3)
COLGATE (11/20)	26	26	0	10	19	(9)	7	14	(7)	10	4	+6	16	16	0
DETROIT MERCY (11/23)	10	28	(18)	14	22	(8)	14	27	(13)	2	6	(4)	17	24	(7)
ROBERT MORRIS (11/27)	10	22	(12)	4	10	(6)	5	6	(1)	1	2	(1)	7	12	(5)
at Duquesne (12/1)	20	38	(18)	9	20	(11)	6	6	0	3	15	(12)	21	26	(5)
YOUNGSTOWN STATE (12/8)	16	30	(14)	12	19	(7)	10	14	(4)	3	4	(1)	18	25	(7)
at UAlbany (12/15)	22	44	(22)	8	17	(9)	12	11	+1	0	4	(4)	11	32	(21)
SAINT PETER'S (12/19)	18	42	(24)	25	16	+9	3	12	(9)	7	8	(1)	16	20	(4)
MANHATTAN (12/21)	10	40	(30)	10	19	(9)	2	14	(12)	11	23	(12)	24	21	+3
NIAGARA (1/9)	38	52	(14)	13	25	(12)	14	15	(1)	11	4	+7	12	33	(21)
RIDER (1/13)	26	26	0	6	15	(9)	13	6	+7	5	22	(17)	10	11	(1)
FAIRFIELD (1/15)	12	42	(30)	6	26	(20)	5	18	(13)	5	4	+1	7	18	(11)
at Saint Peter's (1/20)	10	46	(36)	10	22	(12)	11	20	(9)	2	11	(9)	22	12	+10
at Monmouth (1/22)	18	26	(8)	8	18	(10)	4	4	0	2	9	(7)	13	16	(3)
at Marist (1/24)	6	30	(24)	7	17	(10)	5	9	(4)	0	6	(6)	12	7	+5
QUINNIPIAC (1/27)															
SIENA (1/29)															
at Iona (2/3)															
at Fairfield (2/5)															
at Quinnipiac (2/7)															
MONMOUTH (2/10)															
MARIST (2/12)															
at Manhattan (2/17)															
at Rider (2/19)															
at Siena (2/24)															
at Niagara (2/26)															
IONA (3/5)															
AVG/GM — OVERALL	18.5	36.7	(18.2)	9.7	20.2	(10.5)	8.6	12.5	(3.9)	4.2	10.5	(6.3)	13.9	21.4	(7.5)
AVG/GM — MAAC GAMES	17.3	38.0	(20.8)	10.6	19.8	(9.1)	7.1	12.3	(5.1)	5.4	10.9	(5.5)	14.5	17.3	(2.8)



2021-22 CANISIUS WOMEN'S BASKETBALL GAME NOTES

2021-22 INDIVIDUAL GAME-BY-GAME LEADERS

Opponent	SCORE	W/L	POINTS	REBOUNDS	ASSISTS	STEALS	BLOCKS
at Buffalo (11/9)	42-102	L	13, Erika Joseph Dani Haskell	7, Dani Haskell	2, Shaunae Brown Dani Haskell	3, Dani Haskell	—
at Binghamton (11/13)	56-73	L	25, Dani Haskell	11, Kayla Jackson	4, Dani Haskell	2, Shaunae Brown Ella Väättänen Dani Haskell	1, Rhay Porter
at St. Bonaventure (11/17)	59-67	L	16, Shaunae Brown	12, Kayla Jackson	3, Shaunae Brown	2, Shaunae Brown	2, Rhay Porter
COLGATE (12/20)	61-58	W	13, Shaunae Brown	10, Rhay Porter	4, Shaunae Brown	2, Kayla Jackson Lydia Gattozzi	2, Rhay Porter
DETROIT MERCY (11/23)	64-55	W	24, Dani Haskell	10, Kayla Jackson	3, Athina Lexa	2, Erika Joseph	1, Kayla Jackson Rhay Porter
ROBERT MORRIS (11/27)	43-57	L	18, Dani Haskell	11, Kayla Jackson	3, Dani Haskell	2, Rhay Porter Athina Lexa	1, Ella Väättänen Kayla Jackson
at Duquesne (12/1)	60-69	L	15, Lydia Gattozzi	7, Erika Joseph	6, Shaunae Brown	2, Kayla Jackson Dani Haskell	2, Lydia Gattozzi
YOUNGSTOWN STATE (12/8)	66-69	L	16, Erika Joseph	7, Rhay Porter	3, Dani Haskell	3, Kayla Jackson	3, Rhay Porter
at UAlbany (12/15)	46-65	L	11, Dani Haskell	8, Kayla Jackson	4, Dani Haskell	2, Cheyenne Stubbs	1, Ella Väättänen Lydia Gattozzi Rhay Porter
SAINT PETER'S (12/19)	55-65	L	13, Shaunae Brown	7, Shaunae Brown	4, Shaunae Brown	3, Kayla Jackson	2, Ella Väättänen Erika Joseph
MANHATTAN (12/21)	63-85	L	17, Dani Haskell	6, Rhay Porter	4, Dani Haskell	2, Ella Väättänen Dani Haskell Rhay Porter Cheyenne Stubbs	3, Ella Väättänen
NIAGARA (1/9)	86-87	OTL	27, Dani Haskell	10, Rhay Porter	7, Cheyenne Stubbs	4, Dani Haskell	6, Rhay Porter
RIDER (1/13)	51-59	L	15, Erika Joseph	15, Rhay Porter	3, Dani Haskell	2, Cheyenne Stubbs	3, Ella Väättänen
FAIRFIELD (1/15)	37-73	L	10, Dani Haskell	4, Kayla Jackson	2, Ella Väättänen Kayla Jackson Lydia Gattozzi Athina Lexa	2, Kayla Jackson	1, Ella Väättänen Dani Haskell
at Saint Peter's (1/20)	55-74	L	14, Athina Lexa	5, Kayla Jackson	4, Shaunae Brown	3, Dani Haskell	1, Rhay Porter Athina Lexa
at Monmouth (1/22)	48-60	L	13, Dani Haskell	6, Rhay Porter	3, Athina Lexa	2, Kayla Jackson Athina Lexa Erika Joseph	1, Cheyenne Stubbs
at Marist (1/24)	44-57	L	12, Shaunae Brown	7, Kayla Jackson	3, Erika Joseph	2, Shaunae Brown	2, Rhay Porter
QUINNIPIAC (1/27)							
SIENA (1/29)							
at Iona (2/3)							
at Fairfield (2/5)							
at Quinnipiac (2/7)							
MONMOUTH (2/10)							
MARIST (2/12)							
at Manhattan (2/17)							
at Rider (2/19)							
at Siena (2/24)							
at Niagara (2/26)							
IONA (3/5)							



2021-22 CANISIUS WOMEN'S BASKETBALL GAME NOTES

2021-22 INDIVIDUAL SUPERLATIVES

CATEGORY	CANISIUS	OPPONENT
Points Scored	27, Dani Haskell, vs. Niagara (1/9/22)	28, Chelsea Olson, vs. Youngstown State (12/8/21) Kendrea Williams, at Saint Peter's (1/20/22)
Field Goals Made	9, Dani Haskell, at Binghamton (11/13/21) Dani Haskell, vs. Niagara (1/9/22)	12, Chelsea Olson, vs. Youngstown State (12/8/21)
Field Goal Attempts	19, Dani Haskell, at Binghamton (11/13/21)	21, Alexa Brodie, vs. Colgate (11/20/21)
Field Goal Pct. (Min. 5 Made)	.750 (6-8), Erika Joseph, vs. Youngstown State (12/8/21)	.889 (8-9), Precious Johnson, at Duquesne (12/1/21)
Field Goal Pct. (Min. 10 Made)	—	.769 (10-13), Andrea Hernangómez, vs. Fairfield (1/15/22)
3-Point Field Goals Made	5, Dani Haskell, vs. Detroit Mercy (11/23/21)	4, (4x), Last: Kendrea Williams, at Saint Peter's (1/20/22)
3-Point Field Goal Attempts	12, Dani Haskell, vs. Detroit Mercy (11/23/21)	9, Hayley Moore, at Binghamton (11/13/21)
3-Point FG Pct. (Min. 3 Made)	.800 (4-5), Erika Joseph, vs. Youngstown State (12/8/21)	.800 (4-5), Sydney Watkins, vs. Manhattan (12/21/21)
Free Throws Made	9, Dani Haskell, vs. Detroit Mercy (11/23/21)	7, Clare Traeger, at Binghamton (11/13/21) Dee Dee Davis, vs. Manhattan (12/21/21)
Free Throw Attempts	10, Dani Haskell, vs. Detroit Mercy (11/23/21)	10, Dee Dee Davis, vs. Manhattan (12/21/21)
Free Throw Pct. (Min. 5 Made)	.900 (9-10), Dani Haskell, vs. Detroit Mercy (11/23/21)	1.000 (5-5), Loren Christie, at Buffalo (11/9/21) Lou Lopez-Sénéchal, vs. Fairfield (1/15/22)
Offensive Rebounds	7, Rhay Porter, vs. Rider (1/13/22)	7, Sydney Faulcon, vs. Niagara (1/9/22)
Defensive Rebounds	9, Kayla Jackson, at St. Bonaventure (11/17/21)	9, (4x), Last: Andrea Hernangómez, vs. Fairfield (1/15/22)
Total Rebounds	15, Rhay Porter, vs. Rider (1/13/22)	13, Olivia Mason, vs. Niagara (1/9/22)
Assists	7, Cheyenne Stubbs, vs. Niagara (1/9/22)	10, Megan McConnell, at Duquesne (12/1/21)
Turnovers	9, Dani Haskell, at Binghamton (11/13/21)	7, Maddy Yelle, vs. Niagara (1/9/22)
Blocked Shots	6, Rhay Porter, vs. Niagara (1/9/22)	3, I'yanna Lops, at St. Bonaventure (11/17/21) Lucia Decortes, at Albany (12/15/21)
Steals	4, Dani Haskell, vs. Niagara (1/9/22)	4, (4x), Last: Brazil Harvey-Carr, vs. Manhattan (12/21/21)
Minutes Played	38:05, Dani Haskell, at Binghamton (11/13/21)	41:00, Ally Haar, vs. Niagara (1/9/22)

2021-22 TEAM SUPERLATIVES

CANISIUS HIGH	CANISIUS LOW	CATEGORY	OPPONENT HIGH	OPPONENT LOW
86, vs. Niagara (1/9/22)	37, vs. Fairfield (1/15/22)	Points	102, at Buffalo (11/9/21)	55, vs. Detroit Mercy (11/23/21)
41, 2nd half, vs. Youngstown St. (12/8/21)	13, 1st half, vs. Fairfield (1/15/22)	Points in a Half	51, 1st half, at Buffalo (11/9/21)	21, 1st half, vs. Colgate (11/20/21)
13, vs. Niagara (1/9/22)	—	Points in OT	14, vs. Niagara (1/9/22)	—
31, vs. Niagara (1/9/22)	13, vs. Robert Morris (11/27/21)	Field Goals Made	36, at Buffalo (11/9/21)	21, (4x), Last: at Monmouth (1/22/22)
66, vs. Niagara (1/9/22)	43, vs. Youngstown State (12/8/21)	Field Goal Attempts	76, vs. Niagara (1/9/22)	47, at Monmouth (1/22/22)
.470 (31-66), vs. Niagara (1/9/22)	.262 (16-61), at Buffalo (11/9/21)	Field Goal Percentage	.545 (30-55), vs. Fairfield (1/15/22)	.323 (21-65), vs. Detroit Mercy (11/23/21)
11, (4x), Last: vs. Niagara (1/9/22)	3, vs. Robert Morris (11/27/21)	3-Point Field Goals	8, (3x), Last: vs. Manhattan (12/21/21)	2, at Albany (12/15/21) vs. Fairfield (1/15/22)
33, at Duquesne (12/1/21)	17, vs. Youngstown State (12/8/21)	3-Point FG Attempts	23, at Binghamton (11/13/21) vs. Youngstown State (12/8/21)	11, vs. Fairfield (1/15/22) at Saint Peter's (1/20/22)
.440 (11-25), vs. Niagara (1/9/22)	.150 (3-20), vs. Robert Morris (11/27/21)	3-Point FG Percentage	.533 (8-15), vs. Manhattan (12/21/21)	.167 (2-12), at Albany (12/15/21)
19, vs. Youngstown State (12/8/21)	2, vs. Fairfield (1/15/22)	Free Throws Made	26, at Buffalo (11/9/21)	4, vs. Colgate (11/20/21)
29, vs. Youngstown State (12/8/21)	3, at Albany (12/15/21)	Free Throw Attempts	29, at Buffalo (11/9/21) vs. Niagara (1/9/22)	6, vs. Colgate (11/20/21)
1.000 (3-3), at Albany (12/15/21)	.333 (2-6), vs. Fairfield (1/15/22)	Free Throw Percentage	.897 (26-29), at Buffalo (11/9/21)	.444 (8-18), at Marist (1/24/22)
17, at Binghamton (11/13/21)	7, at Monmouth (1/22/22)	Offensive Rebounds	26, vs. Niagara (1/9/22)	5, at Monmouth (1/22/22)
31, vs. Colgate (11/20/21)	13, at Saint Peter's (1/20/22)	Defensive Rebounds	35, at Buffalo (11/9/21)	18, vs. Youngstown State (12/8/21)
44, at Binghamton (11/13/21)	22, at Saint Peter's (1/20/22)	Rebounds	54, at Buffalo (11/9/21)	32, at St. Bonaventure (11/17/21)
23, vs. Niagara (1/9/22)	11, vs. Fairfield (1/15/22)	Fouls	26, vs. Niagara (1/9/22)	8, at Albany (12/15/21)
1, (3x), Last: vs. Niagara (1/9/22)	0, (14x), Last: at Marist (1/24/22)	Disqualifications	2, vs. Detroit Mercy (11/23/21)	0, (14x), Last: at Marist (1/24/22)
17, vs. Niagara (1/9/22)	6, (3x), Last: at Monmouth (1/22/22)	Assists	20, at Duquesne (12/1/21)	7, at St. Bonaventure (11/17/21)
27, at Buffalo (11/9/21)	11, vs. Robert Morris (11/27/21)	Turnovers	23, vs. Niagara (1/9/22)	10, vs. Fairfield (1/15/22) at Marist (1/24/22)
7, vs. Niagara (1/9/22) vs. Rider (1/13/22)	0, at Buffalo (11/9/21)	Blocked Shots	6, at Albany (12/15/21)	1, (3x), Last: vs. Manhattan (12/21/21)
10, vs. Manhattan (12/21/21)	3, vs. Fairfield (1/15/22)	Steals	19, at Buffalo (11/9/21)	2, vs. Robert Morris (11/27/21)



2021-22 CANISIUS WOMEN'S BASKETBALL GAME NOTES

2021-22 GAME-BY-GAME LEAD AND DEFICIT BREAKDOWN

OPPONENT	FIRST HALF			SECOND HALF			FINAL SCORE			LARGEST		TIMES TIED	LEAD CHANGES	TIME LED	
	CAN	OPP	MARGIN	CAN	OPP	MARGIN	CAN	OPP	MARGIN	LEAD	DEFICIT			MIN	%
at Buffalo (11/9)	17	51	(34)	25	51	(26)	42	102	(60)	1	60	0	4	1:02	2.6%
at Binghamton (11/13)	26	24	+2	30	49	(19)	56	73	(17)	4	17	11	9	12:22	30.9%
at St. Bonaventure (11/17)	27	29	(2)	32	38	(6)	59	67	(8)	7	8	5	12	18:37	46.5%
COLGATE (11/20)	34	21	+13	27	37	(10)	61	58	+3	16	7	3	1	34:37	86.5%
DETROIT MERCY (11/23)	30	25	+5	34	30	+4	64	55	+9	10	6	3	5	24:29	61.2%
ROBERT MORRIS (11/27)	18	30	(12)	25	27	(2)	43	57	(14)	—	17	1	0	0:00	0.0%
at Duquesne (12/1)	23	39	(16)	37	30	+7	60	69	(9)	—	19	1	0	0:00	0.0%
YOUNGSTOWN STATE (12/8)	25	33	(8)	41	36	+5	66	69	(3)	2	14	2	5	1:06	2.8%
at UAlbany (12/15)	22	29	(7)	24	36	(12)	46	65	(19)	3	21	6	4	5:06	12.8%
SAINT PETER'S (12/19)	31	34	(3)	24	31	(7)	55	65	(10)	7	17	6	2	10:15	25.6%
MANHATTAN (12/21)	30	37	(7)	33	48	(15)	63	85	(22)	3	27	5	6	3:54	9.8%
NIAGARA (1/9)	34	33	+1	39	40	(1)	86	87	(1)	12	11	6	4	22:54	50.9%
RIDER (1/13)	23	23	0	28	36	(8)	51	59	(8)	5	13	4	2	5:12	13.0%
FAIRFIELD (1/15)	13	36	(23)	24	37	(13)	37	73	(36)	1	40	0	1	1:37	4.0%
at Saint Peter's (1/20)	31	36	(5)	24	38	(14)	55	74	(19)	4	23	4	7	6:10	15.4%
at Monmouth (1/22)	26	25	+1	22	35	(13)	48	60	(12)	4	14	3	6	9:45	24.4%
at Marist (1/24)	24	27	(3)	20	30	(10)	44	57	(13)	0	16	0	0	0:00	0.0%
QUINNIPIAC (1/27)															
SIENA (1/29)															
at Iona (2/3)															
at Fairfield (2/5)															
at Quinnipiac (2/7)															
MONMOUTH (2/10)															
MARIST (2/12)															
at Manhattan (2/17)															
at Rider (2/19)															
at Siena (2/24)															
at Niagara (2/26)															
IONA (3/5)															
AVERAGE PER GAME	25.5	31.3	(5.8)	28.8	37.0	(8.2)	55.1	69.1	(14.1)	5.3	19.4	3.5	4.0	9:14	22.9%
AVG/GM — MAAC GAMES	26.5	31.4	(4.9)	26.8	36.9	(10.1)	54.9	70.0	(15.1)	4.5	20.1	3.5	3.5	7:28	2.3%



2021-22 CANISIUS WOMEN'S BASKETBALL GAME NOTES

2021-22 BOX SCORES



42

GAME #1
11/9/21
at Buffalo
Alumni Arena

102



56

GAME #2
11/13/21
at Binghamton
Dr. Bai Lee Court at
Events Center

73



Canisius - 42													Record: 0-1												
NO.	Name	Min	FG M/A	3P M/A	FT M/A	Rebounds OR DR TOT	Fouls PF BD	TP	AS	TO	ST	Blocks BS BA	+/-	Shooting By Period											
5	Ella Väätänen	F 14:40	0-5	0-2	0-0	0 3 3	4 1 0	1	2	0	0	0	-22	1st FG%	5-16	31.3%									
21	Kayla Jackson	F 14:56	3-5	0-1	0-0	1 2 3	1 0 6	0	2	0	0	0	-16	3PT%	3-8	37.5%									
0	Shaunae Brown	G 31:24	1-11	0-2	0-0	2 0 2	2 1 2	2	4	0	0	2	-47	FT%	0-0	0%									
14	Dani Haskell	G 30:44	5-14	1-8	2-2	0 7 7	2 3 13	2	8	3	0	1	-34	2nd FG%	2-14	14.3%									
23	Erika Joseph	G 36:52	5-15	3-7	0-1	2 1 3	1 2 13	0	3	0	0	1	-49	3PT%	0-6	0.0%									
2	Lydia Gattozzi	28:33	2-8	1-4	0-2	2 1 3	2 2 5	1	2	0	0	1	-50	FT%	0-2	0%									
13	Xanthippi Karatasios	17:54	0-0	0-0	0-0	0 1 1	3 0 0	0	2	1	0	0	-31	3rd FG%	8-17	47.1%									
33	Rhay Porter	12:23	0-1	0-0	1-2	0 1 1	4 2 1	0	0	0	0	0	-16	4th FG%	1-4	7.1%									
24	Cheyenne Stubbs	12:34	0-2	0-0	2-2	1 0 1	0 2 2	1	1	1	0	0	-35	3PT%	0-4	0.0%									
Team						4 4 8	20 13	42	8	27	6	0	5	-60	FT%	4-4	100%								
Totals			16-61	5-24	5-9	12 20 32	20 13	42	8	27	6	0	5	-60	Technical Fouls:Bench 4 th 0:25										
														GM FG%	16-61	26.2%									
														3PT%	5-24	20.8%									
														FT%	5-9	55.6%									

Canisius - 56													Record: 0-2																							
NO.	Name	Min	FG	3P	FT	Rebounds	Fouls	TP	AS	TO	ST	Blocks	+/	Shooting By Period																						
			M-A	M-A	M-A	OR	DR	TOT	PF	FD		BS	BA		1 st	FG%	3PT%	0-4	0.0%	FT%	2-4	50.0%	2 nd	FG%	7-17	41.2%	3PT%	4-8	50.0%	FT%	0-2	0				
5	Ella Vaatanen	F 28:08	0-3	0-1	0-0	2	3	5	2	0	0	1	1	2	0	0	0	1	1	0	0	2	6	0	0	0	0	0	0	0	0	0	0	0	0	0
21	Kayla Jackson	F 17:00	3-8	0-1	3-9	4	7	11	2	4	9	1	1	0	0	0	0	1	0	0	0	2	6	0	0	0	0	0	0	0	0	0	0	0	0	0
0	Shaunae Brown	G 25:58	2-10	1-3	0-0	1	2	3	4	0	5	1	8	2	0	0	0	1	8	2	0	0	-13	0	0	0	0	0	0	0	0	0	0	0	0	0
14	Dani Haskell	G 38:05	9-19	2-10	5-6	1	4	5	0	6	25	4	9	2	0	0	0	0	9	2	0	0	-17	0	0	0	0	0	0	0	0	0	0	0	0	0
23	Erika Joseph	G 35:30	3-8	2-3	0-0	2	5	7	2	3	8	0	0	0	0	0	0	1	1	0	0	0	-18	0	0	0	0	0	0	0	0	0	0	0	0	0
24	Cheyenne Stubbs	18:08	0-1	0-1	0-0	1	0	1	1	1	0	1	0	1	0	0	0	0	0	0	0	0	-2	0	0	0	0	0	0	0	0	0	0	0	0	0
3	Rhay Porter	15:14	2-3	0-0	0-2	2	2	4	3	5	4	0	1	1	1	0	0	1	1	0	0	-8	0	0	0	0	0	0	0	0	0	0	0	0	0	0
2	Lydia Gattozzi	20:11	2-8	0-1	1-2	0	3	3	1	1	5	0	3	0	0	0	0	0	0	0	0	-24	0	0	0	0	0	0	0	0	0	0	0	0	0	0
13	Xanthippi Karatasios	00:07	0-0	0-0	0-0	0	0	0	1	0	0	0	0	0	0	0	0	0	0	0	0	0	0	0	0	0	0	0	0	0	0	0	0	0	0	
Team						4 1 5						0			0																					
Totals			21-60	5-20	9-19	17	27	44	16	20	56	8	23	8	1	4	-17	Technical Fouls: NONE																		

Buffalo - 102													Record: 1-0													Overall Team Record: 2-0												
NO.	Name	Min	FG M-A	3P M-A	FT M-A	Rebounds OR DR TOT	Fouls PF FT	TP	AS	TO	ST	Blocks B	+/	Shooting By Period																								
00	Summer Hemphill	F 20:43	4-9	0-1	3-4	4 6 10	3 2	11	0	4	1	2	0	1st	FG%	10-18	55.6%	3PT%	1-3	33.3%	FT%	4-4	100%	2nd	FG%	7-21	33.3%	3PT%	2-9	22.2%	FT%	10-10	100%					
25	Adebola Adeyeye	F 20:52	5-6	0-0	2-2	4 3 7	2 2	12	0	0	0	1	0	26	FG%	9-16	56.3%	3PT%	0-1	0.0%	FT%	4-4	100%	3rd	FG%	1-4	7.1%	3PT%	1-4	7.1%	FT%	6-7	85.7%					
2	Dyaisha Fair	G 28:14	7-14	0-2	2-2	0 2 2	0 2	16	2	0	4	0	0	38	FG%	10-19	52.6%	3PT%	2-9	22.2%	FT%	4-4	100%	4th	FG%	1-4	7.1%	3PT%	1-4	7.1%	FT%	6-8	75%					
3	Jasmine Young	G 27:48	3-7	0-2	4-4	1 2 3	0 2	10	2	1	3	0	0	37	FG%	6-7	85.7%	3PT%	0-1	0.0%	FT%	4-7	57.1%	GM FG%	36-74	48.6%	3PT%	4-17	23.5%	FT%	26-29	89.7%						
12	Cheyenne McEvans	G 22:58	5-9	1-2	2-2	1 4 5	3 1	13	3	0	3	0	0	30	FG%	10-18	55.6%	3PT%	1-3	33.3%	FT%	4-4	100%	GM FG%	36-74	48.6%	3PT%	4-17	23.5%	FT%	26-29	89.7%						
1	Loren Christie	13:50	3-7	1-2	5-5	2 5 7	1 3	12	1	1	1	1	0	22	FG%	9-16	56.3%	3PT%	0-1	0.0%	FT%	4-4	100%	GM FG%	36-74	48.6%	3PT%	4-17	23.5%	FT%	26-29	89.7%						
4	Georgia Woolley	19:26	4-9	1-5	2-2	2 4 6	4 2	11	1	4	3	0	0	37	FG%	10-19	52.6%	3PT%	2-9	22.2%	FT%	4-4	100%	GM FG%	36-74	48.6%	3PT%	4-17	23.5%	FT%	26-29	89.7%						
11	Dominique Camp	24:35	2-8	1-2	2-2	3 2 5	0 2	7	9	0	2	0	0	49	FG%	6-7	85.7%	3PT%	0-1	0.0%	FT%	4-4	100%	GM FG%	36-74	48.6%	3PT%	4-17	23.5%	FT%	26-29	89.7%						
5	Nia Jordan	11:34	1-2	0-1	4-4	0 2 2	0 2	6	0	0	1	0	0	21	FG%	10-18	55.6%	3PT%	1-3	33.3%	FT%	4-4	100%	GM FG%	36-74	48.6%	3PT%	4-17	23.5%	FT%	26-29	89.7%						
30	Ramatoulaye Keita	10:00	2-3	0-0	0-2	1 2 3	0 1	4	0	2	1	1	0	21	FG%	10-18	55.6%	3PT%	1-3	33.3%	FT%	4-4	100%	GM FG%	36-74	48.6%	3PT%	4-17	23.5%	FT%	26-29	89.7%						
Team						1 3 4	0 0	0	0	0	0	0	0	60																								
Totals			36-74	4-17	26-29	19 35 54	13 19	102	18	12	19	5 0	60																									
														Technical Fouls: NONE																								
														Dead Ball Rebounds: 0																								

Binghamton - 73													Record: 2-0													Team Stats												
NO.	Name	Min	FG M-A	3P M-A	FT M-A	Rebounds OR DR TOT	Fouls PF FD	TP	AS	TO	ST	Blocks BS BA	+/-	Shooting By Period																								
32	Jalyn Van Dyke	F 23:11	3-7	0-3	0-0	1 3 4	3 4	6	0	3	1	0	0	-1	1st FG%	4-13	30.8%	3PT%	2-6	33.3%	FT%	2-2	100%	2nd FG%	6-17	35.3%	3PT%	0-4	0.0%	FT%	0-0	0%						
44	Genevieve Coleman	F 28:06	5-7	0-0	1-2	1 7 8	3 2	11	0	2	0	2	1	15	3rd FG%	6-13	46.2%	3PT%	2-9	22.2%	FT%	4-4	100%	4th FG%	1-4	7.1%	3PT%	0-1	0.0%	FT%	4-7	57.1%						
1	Dani Bowman	G 33:41	6-11	0-0	0-1	2 5 7	2 1	12	5	1	4	2	0	18	GM FG%	36-74	48.6%	3PT%	4-17	23.5%	FT%	10-10	100%	Rebounds	13 19	102	Fouls	13 19	102	Technical Fouls:	NONE							
5	Hayley Moore	G 29:48	2-11	2-9	0-0	0 0 0	0 2	6	5	1	3	0	12	3rd FG%	9-16	56.3%	4th FG%	1-4	7.1%	GM FG%	36-74	48.6%	3PT%	4-17	23.5%	FT%	6-8	75%	4th FG%	1-4	7.1%							
15	Cassidy Roberts	G 23:43	3-4	0-0	0-0	0 2 2	4 0	2	6	4	1	0	0	11	3PT%	0-1	0.0%	FT%	4-7	57.1%	GM FG%	36-74	48.6%	3PT%	4-17	23.5%	FT%	6-8	75%	4th FG%	1-4	7.1%						
14	Zahra Barnes	28:12	3-7	1-2	2-2	1 2 3	2 3	9	2	4	1	0	0	10	FT%	10-19	52.6%	3PT%	1-4	25.0%	Technical Fouls:	NONE	Rebounds	13 19	102	Fouls	13 19	102	Technical Fouls:	NONE								
12	Clare Traeger	24:05	5-10	4-6	7-8	4 5 9	4 4	21	0	2	2	0	0	21	3PT%	1-4	25.0%	FT%	4-7	57.1%	GM FG%	36-74	48.6%	3PT%	4-17	23.5%	FT%	6-8	75%	4th FG%	1-4	7.1%						
3	Ella Wanzler	05:37	1-5	0-3	0-0	0 0 0	0 0	2	0	0	0	0	0	-1	FT%	6-8	75%	4th FG%	1-4	7.1%	GM FG%	36-74	48.6%	3PT%	4-17	23.5%	FT%	6-8	75%	4th FG%	1-4	7.1%						
11	Khoryn Bannis	03:37	0-0	0-0	0-0	0 1 1	0 0	0	0	0	0	0	0	0	FT%	6-8	75%	4th FG%	1-4	7.1%	GM FG%	36-74	48.6%	3PT%	4-17	23.5%	FT%	6-8	75%	4th FG%	1-4	7.1%						
Team						1 3 4	0 0	0	0	0	0	0	0	17																								
Totals			28-62	7-23	10-13	10 28 38	20 16	73	16	15	11	4 1	17																									
														Technical Fouls: NONE																								
														Dead Ball Rebounds: 0 0																								

		CAN	BUF					Period by Period Scoring					
Biggest lead	1 (1 st 9:22)	60 (4 th 0:25)	Points from Turnovers	CAN	BUF	8	43	1st	2nd	3rd	4th	TOT	
	Best Scoring Run	6 (1 st 3:24)	26 (2 nd 5:10)	Paint	18	62							
Lead Changes		4		Second Chance	8	19	CAN	13	4	19	6	42	
Times Tied	0		Fast Breaks <td>4</td> <td>32</td> <td rowspan="2">BUF</td> <td rowspan="2">25</td> <td rowspan="2">26</td> <td rowspan="2">24</td> <td rowspan="2">27</td> <td rowspan="2">102</td>	4	32	BUF	25	26	24	27	102		
Time with Lead	01:02	38:35	Bench	8	40								

2021-22 CANISIUS WOMEN'S BASKETBALL GAME NOTES

2021-22 BOX SCORES



GAME #5
11/23/21
vs. Detroit Mercy
Koessler Athletic
Center



GAME #6
11/27/21
vs. Robert Morris
Koessler Athletic
Center



Detroit Mercy - 55															Record: 0-5						
NO.	Name	Min	FG M-A	3P M-A	FT M-A	Rebounds OR DR TOT	Fouls PF FD	TP	AS	TO	ST	Blocks BS BA	+/-								
1	Irene Murua	F 35:39	3-11	0-1	4-6	6	6	12	2	6	10	4	2	0	-1	1 st FG% 6-14 42.9%					
11	Dajia Moses	F 14:58	1-3	0-0	0-0	2	3	5	0	1	2	1	2	0	0	3 rd FT% 1-5 20.0%					
0	Imani McNeal	G 17:02	1-6	0-1	1-2	2	1	3	5	1	3	0	3	1	0	FT% 0-2 0%					
3	Brandi Washington	G 36:44	5-12	3-7	3-4	2	3	5	4	2	16	1	4	0	1	2 nd FG% 4-13 30.8%					
10	Sydney Searcy	G 14:56	0-4	0-1	0-2	0	1	1	5	1	0	1	0	0	0	3 rd FT% 1-4 25.0%					
23	Monique Pruitt	29:18	7-19	0-2	2-3	2	5	7	4	2	16	0	3	4	2	0	FT% 3-4 75%				
24	Tori Powell	21:15	1-3	0-1	0-0	0	0	0	0	1	1	2	1	2	0	0	3 rd FG% 9-21 42.9%				
5	Sonia Pereda	05:26	0-1	0-0	0-0	0	0	0	0	0	0	2	0	0	1	2	3 rd FT% 0-1 0.0%				
2	Akyia Baker	19:28	3-5	0-1	0-0	1	3	4	4	0	6	1	1	0	3	0	FT% 1-1 100%				
55	Lucia Fleita Robles	05:09	0-1	0-0	0-0	0	0	0	0	0	0	1	1	0	0	0	4 th FG% 2-17 11.8%				
4	A'Moni Walters	00:05	0-0	0-0	0-0	0	0	0	0	0	0	0	0	0	0	0	3 rd FT% 1-4 25.0%				
Team						4	2	6	0	0	0	0	0	0	0	0	FT% 6-10 60%				
Totals						21-65	3-14	10-17	19	24	43	25	14	55	10	19	8	3	2	-9	GM FG% 21-65 32.3%
																				3 rd FT% 3-14 21.4%	
																				FT% 10-17 58.8%	
																				Dead Ball Rebounds: 5, 1	

Robert Morris - 57															Record: 3-3									
NO.	Name	Min	FG M-A	3P M-A	FT M-A	Rebounds OR DR TOT	Fouls PF FO	TP	AS	TO	ST	Blocks BS BA	+/-											
24	Sol Castro	F 34:15	3-9	0-0	2-5	0	4	4	4	8	0	5	0	1	17									
43	Ashya Klopstein	C 23:42	3-4	0-0	4-4	3	5	8	3	3	10	1	0	0	5									
12	Nina Augustin	G 25:17	2-6	1-4	0-0	1	1	4	1	5	1	1	0	0	10									
22	Esther Castedo	G 36:25	7-13	2-3	1-1	2	3	5	1	2	17	5	2	0	1	12								
35	Simone Morris	G 13:35	2-4	1-2	0-0	0	1	1	2	0	5	0	0	0	10									
14	Rebecca Dwomoh	03:35	0-0	0-0	0-2	0	1	1	0	1	0	0	0	1	0	2								
2	Mackenzie Amalia	24:22	4-8	4-7	0-0	0	4	4	1	0	12	1	2	0	0	8								
44	Alejandra Mastral	16:46	0-1	0-1	0-0	0	0	0	1	1	0	1	1	0	0	0								
11	Natalie Villafior	07:15	0-3	0-0	0-0	1	0	1	1	1	0	1	0	1	0	-2								
23	Phoenix Gedeon	14:00	0-1	0-0	0-0	0	5	5	3	0	0	1	2	0	0	10								
4	Danielle Vuleitch	00:48	0-0	0-0	0-0	0	0	0	1	0	0	0	0	0	0	-2								
Team						2		2	4	0		0												
Totals						21-49	8-17	7-12	8	26	34	21	13	2	1	2	14							
															Technical Fouls: NONE									
															Shooting By Period									
															1st FG% 5-10 50.0%									
															3PT% 2-4 50.0%									
															FT% 1-4 25%									
															2nd FG% 5-11 45.5%									
															3PT% 3-5 60.0%									
															FT% 4-4 100%									
															3rd FG% 5-12 41.7%									
															3PT% 2-3 66.7%									
															FT% 1-3 33.3%									
															4th FG% 6-16 37.5%									
															3PT% 1-5 20.0%									
															FT% 1-1 100%									
															GM FG% 21-49 42.9%									
															3PT% 8-17 47.1%									
															FT% 7-12 58.3%									
															Dead Ball Rebounds: 2, 0									

Canisius - 64																		
Record: 2-3																		
NO.	Name	Min	FG	3P	FT	Rebounds	Fouls	TP	AS	TO	ST	Blocks	BS	BA	BA	BA	BA	BA
5	Ella Vaatanen	F 12:32	1-3	1-3	0-2	0	2	2	1	1	3	0	0	0	1	1	5	
21	Kayla Jackson	F 26:03	3-5	0-0	0-4	2	8	10	4	4	6	2	5	0	1	0	17	
0	Shaunae Brown	G 16:15	1-5	0-2	0-0	0	0	0	0	2	2	2	2	0	0	0	-4	
14	Dani Haskell	G 31:12	5-15	5-12	9-10	2	1	3	2	5	24	1	2	1	0	1	3	
23	Erika Joseph	G 36:24	4-6	2-2	2-4	2	0	2	2	8	12	1	4	2	0	0	17	</

2021-22 BOX SCORES



65



55



Shooting By Period			
1 st	FG%	5-19	26.3%
	3PT%	1-5	20.0%
	FT%	2-2	100%
2 nd	FG%	9-15	60.0%
	3PT%	1-3	33.3%
	FT%	2-3	66.7%
3 rd	FG%	8-12	66.7%
	3PT%	1-3	33.3%
	FT%	3-4	75%
4 th	FG%	5-13	38.5%
	3PT%	0-2	0.0%
	FT%	1-2	50%
GM	FG%	27-59	45.8%
	3PT%	3-13	23.1%
	FT%	8-11	72.7%

Shooting By Period			
1 st	FG%	5-12	41.7%
	3PT%	2-6	33.3%
	FT%	6-7	85.7%
2 nd	FG%	6-18	33.3%
	3PT%	1-6	16.7%
	FT%	0-0	0%
3 rd	FG%	3-17	17.6%
	3PT%	1-7	14.3%
	FT%	3-5	60%
4 th	FG%	5-16	31.3%
	3PT%	4-10	40.0%
	FT%	0-0	0%
GM FG%	19-63	30.2%	
	3PT%	8-29	27.6%
	FT%	9-12	75.0%

	SPU	CAN	Points from	SPU	CAN	Period by Period Scoring					
Biggest lead	17 (4 th 5:14)	7 (1 st 2:30)	Turnovers	16	25						
Best Scoring Run	10(2 nd 3:47)	6(1 st 2:30)	Paint	42	18	1st	2nd	3rd	4th	TOT	
Lead Changes	2		Second Chance	12	3	SPU	13	21	20	11	65
Times Tied	6		Fast Breaks	8	7						
Time with Lead	25:57	10:15	Bench	20	16	CAN	18	13	10	14	55



63



86



Shooting By Period			
1 st	FG%	10-14	71.4%
	3PT%	1-2	50.0%
	FT%	5-5	100%
2 nd	FG%	1-19	5.3%
	3PT%	0-8	0.0%
	FT%	5-9	55.6%
3 rd	FG%	7-18	38.9%
	3PT%	1-2	50.0%
	FT%	4-5	80%
4 th	FG%	8-16	50.0%
	3PT%	1-2	50.0%
	FT%	4-7	57.1%
OT	FG%	6-9	66.7%
	3PT%	1-1	100.0%
	FT%	1-3	33.3%
GM	FG%	32-76	42.1%
	3PT%	4-15	26.7%
	FT%	19-29	65.5%

Shooting By Period		
1 st	FG%	5-12 41.7%
	3PT%	3-7 42.9%
	FT%	3-7 42.9%
2 nd	FG%	7-15 46.7%
	3PT%	0-3 0.0%
	FT%	4-8 50%
3 rd	FG%	7-12 58.3%
	3PT%	5-7 71.4%
	FT%	4-4 100%
4 th	FG%	6-16 37.5%
	3PT%	2-3 66.7%
	FT%	2-5 40%
OT	FG%	6-11 54.5%
	3PT%	1-5 20.0%
	FT%	0-0 0%
GM	FG%	31-66 47.0%
	3PT%	11-25 44.0%
	FT%	13-24 54.2%

	NIAG	CAN	Points from	NIAG	CAN	Period by Period Scoring						
Biggest lead	11 (1 st 0:45)	12 (4 th 7:33)	Turnovers	25	13		1st	2nd	3rd	4th	OT1	TOT
Best Scoring Run	9(4 th 4:14)	13(2 nd 2:25)	Paint	52	38							
Lead Changes			Second Chance	15	14	NIAG	26	7	19	21	14	87
Times Tied	6		Fast Breaks	4	11							
Time with Lead	17:42	22:54	Bench	33	12	CAN	16	18	23	16	13	86

2021-22 CANISIUS WOMEN'S BASKETBALL GAME NOTES

2021-22 BOX SCORES



59

GAME #13

1/13/22

vs. Rider
Koessler Athletic
Center

51



73

GAME #14

1/15/22

vs. Fairfield
Koessler Athletic
Center

37



Rider - 59

Record: 4-10 (2-3)

NO. Name	Min	FG M-A	3P M-A	FT M-A	Rebounds OR DR TOT	Fouls PF FD	TP	AS	TO	ST	Blocks BS BA	+/-
13 Raphaela Toussaint	F 23:39	1-5	0-1	2-4	0 5 5	1 4 4	1	1	1	0	1 0	-2
15 Anna Ekerstedt	F 26:54	1-2	0-0	1-2	2 2 4	2 1 1	3	1	1	0	1 0	18
20 Lenaëja Evans	G 38:44	7-17	0-1	3-6	4 5 9	1 4 4	17	2	3	0	0 3	9
24 Makayla Firebaugh	G 37:42	3-11	3-8	4-4	0 5 5	1 4 4	13	2	2	3	0 1	12
55 Jessica Schiffer	G 33:09	4-11	3-8	0-2	0 4 4	3 2 2	11	4	1	1	0 0	4
10 Molly Lynch	10:26	0-2	0-1	0-0	1 2 3	0 0 0	0	1	1	0	0 1	-1
44 Victoria Toomey	19:34	3-6	0-0	1-2	1 6 7	2 1 1	7	2	1	0	2 2	9
31 Emily Strunk	04:15	0-0	0-0	0-0	0 1 1	1 0 0	0	0	0	0	0 0	-1
14 Sofie Bruintjes	05:37	2-3	0-0	0-0	1 0 1	0 0 0	4	0	0	0	0 0	-8
Team					1 1 2			0	2			
Totals		21-57	6-19	11-20	10 31 41	11 16	59	13	12	4	4 7	8

Technical Fouls: NONE

Shooting By Period	
1st FG%	5-13 38.5%
3PT%	1-2 50.0%
FT%	1-2 50%
2nd FG%	5-18 27.8%
3PT%	1-5 20.0%
FT%	0-0 0%
3rd FG%	9-16 56.3%
3PT%	3-6 50.0%
FT%	1-4 25%
4th FG%	2-10 20.0%
3PT%	1-6 16.7%
FT%	9-14 64.3%
GMFG%	21-57 36.8%
3PT%	6-19 31.6%
FT%	11-20 55.0%

Dead Ball Rebounds: 6, 0

Canisius - 51

Record: 2-11 (0-4)

NO. Name	Min	FG M-A	3P M-A	FT M-A	Rebounds OR DR TOT	Fouls PF FD	TP	AS	TO	ST	Blocks BS BA	+/-
5 Ella Vaatanen	F 28:05	2-8	0-3	1-2	1 4 5	4 1 5	5	0	2	1	3 0	-6
21 Kayla Jackson	F 18:41	3-6	0-0	1-2	4 4 8	3 1 7	0	0	1	1	1 0	-13
0 Shaunae Brown	G 28:06	2-7	0-2	0-0	0 4 4	2 0 4	1	1	1	1	0 0	-15
14 Dani Haskell	G 33:44	3-14	2-8	2-2	0 1 1	1 3 10	3	2	0	0	2 2	-1
23 Erika Joseph	G 31:14	5-11	3-7	2-2	0 3 3	3 3 15	1	2	0	0	1 1	-11
24 Cheyenne Stubbs	20:09	1-5	0-1	0-0	0 0 0	0 0 0	2	0	1	2	1 0	2
33 Rhay Porter	18:05	2-5	0-0	2-4	7 8 15	1 3 6	1	1	1	1	0 2	3
2 Lydia Gattozzi	15:09	1-4	0-2	0-0	0 2 2	1 1 2	1	2	0	0	1 0	1
12 Athina Lexa	06:47	0-1	0-1	0-0	0 0 0	1 0 0	0	0	2	0	0 0	1
Team					2 3 5		0	1				
Totals		19-61	5-24	8-12	14 29 43	16 11	51	7	14	6	7 4	-8

Technical Fouls: NONE

Shooting By Period	
1st FG%	4-17 23.5%
3PT%	0-6 0.0%
FT%	1-2 50%
2nd FG%	6-12 50.0%
3PT%	2-3 66.7%
FT%	0-2 0%
3rd FG%	4-16 25.0%
3PT%	2-7 28.6%
FT%	4-4 100%
4th FG%	5-16 31.3%
3PT%	1-8 12.5%
FT%	3-4 75%
GMFG%	19-61 31.1%
3PT%	5-24 20.8%
FT%	8-12 66.7%

Dead Ball Rebounds: 1, 0

	RID	CAN
Biggest lead	13 (4 th 9:03)	5 (2 nd 4:44)
Best Scoring Run	9 (3 rd 8:41)	11 (4 th 1:32)
Lead Changes	2	
Times Tied	4	
Time with Lead	31:05	05:12

Points from	RID	CAN
Turnovers	15	6
Paint	26	26
Second Chance	6	13
Fast Breaks	22	5
Bench	11	10

Period by Period Scoring	1st	2nd	3rd	4th	TOT
RID	12	11	22	14	59
CAN	9	14	14	14	51



55

GAME #15

1/20/22

at Saint Peter's
Run Baby Run Arena

74



48

GAME #16

1/22/22

at Monmouth
OceanFirst Bank
Center

60



Canisius - 55

Record: 2-13 (0-5)

NO. Name	Min	FG M-A	3P M-A	FT M-A	Rebounds OR DR TOT	Fouls PF FD	TP	AS	TO	ST	Blocks BS BA	+/-
5 Ella Vaatanen	F 11:58	0-3	0-2	0-0	0 0 0	2 0 0	0	0	1	1	0 0	-9
21 Kayla Jackson	F 22:05	4-7	0-0	0-0	2 3 5	4 1 8	1	1	1	1	0 0	-11
0 Shaunae Brown	G 32:33	4-8	4-6	0-0	0 1 1	1 2 12	4	1	1	1	0 0	-20
14 Dani Haskell	G 29:59	1-6	1-3	2-2	1 2 3	1 5 5	1	4	3	0	0 0	-8
23 Erika Joseph	G 31:09	2-7	1-2	3-4	0 2 2	3 4 8	1	0	1	0	1 0	-14
2 Lydia Gattozzi	19:30	0-2	0-1	2-2	0 1 1	1 2 2	1	4	1	0	0 0	-16
33 Rhay Porter	06:24	0-0	0-0	0-0	0 1 1	2 0 0	0	0	0	0	1 0	0
24 Cheyenne Stubbs	24:44	1-3	0-1	4-4	1 0 1	1 2 6	0	3	0	0	0 0	-10
12 Athina Lexa	24:43	6-12	2-6	0-0	3 1 4	2 1 14	1	2	1	1	1 1	-7
Team					2 2 4		0	1				
Totals		18-48	8-21	11-12	9 13 22	17 17	55	9	17	8	2 2	-19

Technical Fouls: NONE

Shooting By Period	
1st FG%	3-8 37.5%
3PT%	2-3 66.7%
FT%	8-8 100%
2nd FG%	6-11 54.5%
3PT%	2-4 50.0%
FT%	1-2 50%
3rd FG%	4-10 40.0%
3PT%	0-2 0.0%
FT%	2-2 100%
4th FG%	5-19 26.3%
3PT%	4-12 33.3%
FT%	0-0 0%
GMFG%	18-48 37.5%
3PT%	8-21 38.1%
FT%	11-12 91.7%

Dead Ball Rebounds: 0, 0

Saint Peter's - 74

Record: 6-8 (3-2)

NO. Name	Min	FG M-A	3P M-A	FT M-A	Rebounds OR DR TOT	Fouls PF FD	TP	AS	TO	ST	Blocks BS BA	+/-
15 Sky Castro	F 17:46	1-2	0-0	0-0	0 3 3	4 1 4	2	2	1	1	0 0	19
22 Kassondra Brown	G 33:07	7-17	0-1	3-4	3 5 8	1 7 10	3	2	1	1	1 1	21
3 Nickelle O'Neil	G 32:35	4-4	0-0	2-2	1 3 4	2 4 7	17	3	1	3	0 0	24
23 Kendrea Williams	G 34:44	10-15	4-7	4-5	1 2 3	2 2 28	2	2	0	0	0 0	17
24 Courtney Crane	G 24:06	2-7	0-1	1-2	2 0 2	3 1 5	1	1	1	3	0 0	17
2 Tyara McQueen	15:52	1-3	0-2	0-0	1 0 1	3 0 2	2	1	1	1	0 0	2
20 Victoria Krenasio	12:44	1-1	0-0	0-0	2 2 4	1 1 2	1	1	3	0	1 0	-4
32 Imani Felix	03:39	0-0	0-0	0-2	0 2 2	1 1 0	0	0	0	0	0 0	-1
5 Kaila Dawkins	16:23	3-6	0-0	0-0	0 3 3	0 0 6	1	2	0	0	1 1	2
0 Binta Salawu	09:04	1-1	0-0	0-0	0 0 0	3 0 0	2	2	0	0	0 0	-2
Team					2 2 4		0	0				
Totals		30-56	4-11	10-15	15 22 37	17 17	74	16	13	9	2 2	19

Technical Fouls: NONE

Shooting By Period	
1st FG%	7-13 53.8%
3PT%	0-2 0.0%
FT%	1-3 33.3%
2nd FG%	8-14 57.1%
3PT%	1-3 33.3%
FT%	4-5 80%
3rd FG%	9-17 52.9%
3PT%	3-5 60%
FT%	3-3 100%
4th FG%	6-12 50.0%
3PT%	0-1 0.0%
FT%	2-4 50%
GMFG%	30-56 53.6%
3PT%	4-11 36.4%
FT%	10-15 66.7%

Dead Ball Rebounds: 3, 0

	CAN	SPU
Biggest lead	4 (1 st 3:21)	23 (4 th 7:56)
Best Scoring Run	5 (3 rd 9:47)	14 (3 rd 0:37)
Lead Changes	7	
Times Tied	4	
Time with Lead	06:10	32:15

Points from	CAN	SPU
Turnovers	10	22
Paint	10	46
Second Chance	11	20
Fast Breaks	2	11
Bench	22	12

Period by Period Scoring	1st	2nd	3rd	4th	TOT
CAN	16	15	10	14	55
SPU	15	21	24	14	74

Canisius - 48

Record: 2-14 (0-7)

NO. Name	Min	FG M-A	3P M-A	FT M-A	Rebounds OR DR TOT	Fouls PF FD	TP	AS	TO	ST	Blocks BS BA	+/-
21 Kayla Jackson	F 19:01	4-7	0-0	0-0	2 2 4	3 4 8	0	2	2	0	1 2	-17
0 Shaunae Brown	G 27:23	0-5	0-2	0-0	0 2 2	1 0 3	0	0	1	0	0 0	-12
12 Athina Lexa	G 27:19	4-12	1-4	1-2	0 5 5	2 2 10	3	3	2	0	1 0	-10
14 Dani Haskell	G 24:39	4-7	3-6	2-2	0 1 1	4 1 13	2	2	1	0	0 0	-7
23 Erika Joseph	G 32:52	1-7	1-4	1-2	1 1 2	2 3 4	0	2	2	0	0 0	-4
2 Lydia Gattozzi	09:48	1-4	0-0	1-1	2 1 3	0 1 3	0	1	0	0	1 0	-2
24 Cheyenne Stubbs	24:59	2-7	1-2	0-0	0 2 2	2 0 5	0	3	1	1	0 0	-10
33 Rhay Porter	21:53	2-3	0-0	1-4	2 4 6	3 2 5	1	1	1	0	0 0	-9
5 Ella Vaatanen	12:06	0-1	0-1	0-0	0 1 1	0 0 0	0	2	2	0	0 0	-7
Team					0 2 2		0	1				
Totals		18-53	6-19	6-11	7 21 28	17 13	48	6	18	9	1 3	-12

Technical Fouls: NONE

Shooting By Period	
1st FG%	5-14 35.7%
3PT%	1-6 16.7%
FT%	0-0 0%
2nd FG%	5-12 41.7%
3PT%	3-6 50.0%
FT%	2-4 50%
3rd FG%	2-14 14.3%
3PT%	0-2 0.0%
FT%	4-5 80%
4th FG%	6-13 46.2%
3PT%	2-5 40.0%
FT%	0-2 0%
GMFG%	18-53 34.0%
3PT%	6-19 31.6%
FT%	6-11 54.5%

Dead Ball Rebounds: 4, 1

Monmouth - 60

Record: 9-5 (4-1)

</

2021-22 CANISIUS WOMEN'S BASKETBALL GAME NOTES

2021-22 BOX SCORES



44

GAME #17
1/24/22
at Marist
McCann Arena

57



GAME #18
1/27/22
vs. Quinnipiac
Koessler Athletic
Center



Canisius - 44 Record: 2-15 (0-8)

NO.	Name	Min	FG M-A	3P M-A	FT M-A	Rebounds OR DR TOT	Fouls PF FD	TP	AS	TO	ST	Blocks BS BA	+/-
21	Kayla Jackson	F 14:48	0-0	0-0	0-2	2 5 7	1 3 0	0	2	0	0	0	-2
0	Shaunae Brown	G 29:20	4-12	4-10	0-0	0 4 4	2 0 12	1	2	2	1	0	-16
12	Athina Lexa	G 27:35	3-8	0-2	2-4	0 1 1	3 2 8	1	0	1	0	1	-15
14	Dani Haskell	G 22:36	4-7	2-3	0-0	2 4 6	2 5 10	2	3	0	0	0	-12
23	Erika Joseph	G 33:19	1-7	0-5	0-0	0 2 2	3 0 2	3	3	1	0	0	-5
5	Ella Vaatanen	24:23	1-5	1-4	0-0	1 0 1	1 0 3	1	0	0	0	0	-6
24	Cheyenne Stubbs	14:28	1-5	1-2	0-0	0 2 2	4 0 3	0	1	0	0	1	4
33	Rhay Porter	15:16	0-2	0-0	0-0	1 4 5	3 0 0	1	3	0	2	0	-16
2	Lydia Gattozzi	18:15	2-4	1-2	1-1	1 2 3	1 1 6	0	2	0	0	0	3
Team						2 0 2		0	9	16	4	3 2	-13
Totals			16-50	9-28	3-7	9 24 33	20 11 44	9	16	4	3 2	-13	

Technical Fouls::NONE

Shooting By Period			
1 st FG%	2-12	16.7%	
3PT%	1-8	12.5%	
FT%	0-2	0%	
2 nd FG%	7-13	53.8%	
3PT%	4-7	57.1%	
FT%	1-2	50%	
3 rd FG%	5-12	41.7%	
3PT%	3-8	37.5%	
FT%	1-2	50%	
4 th FG%	2-13	15.4%	
3PT%	1-5	20.0%	
FT%	1-1	100%	
GM FG%	16-50	32.0%	
3PT%	9-28	32.1%	
FT%	3-7	42.9%	

Dead Ball Rebounds: 1, 0

Marist - 57 Record: 6-10 (4-1)

NO.	Name	Min	FG M-A	3P M-A	FT M-A	Rebounds OR DR TOT	Fouls PF FD	TP	AS	TO	ST	Blocks BS BA	+/-
20	Zaria Shazer	F 33:03	6-10	0-0	2-6	3 6 9	2 5 14	1	1	1	1	1	13
32	Samantha Bailey	F 20:36	4-13	0-3	0-0	1 3 4	1 2 8	1	1	0	0	2	11
5	Trinasia Kennedy	G 33:21	6-9	3-4	0-0	0 1 1	2 2 15	4	1	1	0	0	14
22	Anabel Ellison	G 29:08	2-2	2-2	2-6	2 3 5	2 5 8	3	3	1	0	0	6
33	Kendall Krick	G 35:40	1-5	0-2	3-4	0 7 7	2 2 5	3	2	1	1	0	5
13	Juliana Bonilla	17:22	1-6	0-3	1-2	2 0 2	0 3 3	0	0	2	0	0	6
25	Catie Cunningham	17:14	2-4	0-0	0-0	2 1 3	0 0 4	2	0	2	0	0	7
30	Siobhan Boylan	08:23	0-5	0-2	0-0	1 1 2	1 1 0	1	1	0	0	0	7
14	Erin Fox	04:55	0-1	0-0	0-0	0 1 1	1 0 0	0	0	0	0	0	-4
42	McKenna Rife	00:18	0-0	0-0	0-0	0 0 0	0 0 0	0	0	0	0	0	0
Team						2 5 7		0	1				
Totals			22-55	5-16	8-18	13 28 41	11 20 57	15	10	8	2 3	13	

Technical Fouls::NONE

Shooting By Period			
1 st FG%	7-19	36.8%	
3PT%	1-4	25.0%	
FT%	1-2	50%	
2 nd FG%	5-11	45.5%	
3PT%	1-5	20.0%	
FT%	0-4	0%	
3 rd FG%	4-11	36.4%	
3PT%	2-4	50.0%	
FT%	6-10	60%	
4 th FG%	6-14	42.9%	
3PT%	1-3	33.3%	
FT%	1-2	50%	
GM FG%	22-55	40.0%	
3PT%	5-16	31.3%	
FT%	8-18	44.4%	

Dead Ball Rebounds: 6, 0

	CAN	MAR	Points from	CAN	MAR	Period by Period Scoring					
Biggest lead	0 (1 st 10:00)	16 (4 th 1:26)	Turnovers	7	17		1st	2nd	3rd	4th	TOT
Best Scoring Run	6 (2 nd 8:33)	9 (1 st 1:29)	Paint	6	30	CAN	5	19	14	6	44
Lead Changes			Second Chance	5	9	MAR	16	11	16	14	57
Times Tied	0		Fast Breaks	0	6						
Time with Lead	00:00	39:46	Bench	12	7						



GAME #19
1/29/22
vs. Siena
Koessler Athletic
Center



GAME #20
2/3/22
at Iona
Hynes Athletic Center



2021-22 CANISIUS WOMEN'S BASKETBALL GAME NOTES

2021-22 OVERALL STATISTICS

Game Records

Record	Overall	Home	Away	Neutral
ALL GAMES	2-15	2-7	0-8	0-0
CONFERENCE	0-8	0-5	0-3	0-0
NON-CONFERENCE	2-7	2-2	0-5	0-0

Score by Periods

Team	1st	2nd	3rd	4th	OT	TOT
Canisius	201	233	255	234	13	936
Opponents	261	271	329	300	14	1175

Team Box Score

No.	Player				Total		3-Point		F-Throw		Rebounds											
		GP-GS	MIN	AVG	FG-FGA	FG%	3FG-3FGA	3FG%	FT-FTA	FT%	OFF	DEF	TOT	AVG	PF	DQ	A	TO	BLK	STL	PTS	AVG
14	HASKELL, Dani	17-17	529:51	31.2	79-220	.359	36-123	.293	42-50	.840	15	52	67	3.9	32	0	42	60	2	23	236	13.9
23	JOSEPH, Erika	16-16	539:33	33.7	54-159	.340	28-79	.354	16-28	.571	19	32	51	3.2	37	1	17	25	2	12	152	9.5
0	BROWN, Shaunae	17-17	494:22	29.1	46-149	.309	22-71	.310	11-19	.579	6	35	41	2.4	23	0	40	46	1	9	125	7.4
2	GATTOZZI, Lydia	17-1	349:48	20.6	36-102	.353	9-35	.257	27-35	.771	16	25	41	2.4	24	0	13	31	3	5	108	6.4
21	JACKSON, Kayla	16-16	309:19	19.3	34-70	.486	0-2	.000	20-43	.465	35	67	102	6.4	37	0	7	27	5	19	88	5.5
24	STUBBS, Cheyenne	17-1	292:59	17.2	24-66	.364	16-35	.457	12-12	1.000	8	14	22	1.3	14	0	13	23	2	12	76	4.5
12	LEXA, Athina	15-2	259:19	17.3	26-66	.394	7-29	.241	5-10	.500	3	20	23	1.5	28	0	11	32	2	9	64	4.3
5	VAATANEN, Ella	17-15	364:01	21.4	19-79	.241	8-41	.195	4-12	.333	15	29	44	2.6	35	1	11	28	16	11	50	2.9
33	PORTER, Rhay	16-0	269:14	16.8	15-32	.469	0-0	.000	7-25	.280	30	60	90	5.6	40	1	8	19	23	11	37	2.3
13	KARATASIOU, Xanthippi	2-0	18:01	9.0	0-0	.000	0-0	.000	0-0	.000	0	1	1	0.5	4	0	0	2	0	1	0	0.0
Team											42	36	78					20				
Total		17	3426		333-943	.353	126-415	.304	144-234	.615	189	371	560	32.9	274	3	162	313	56	112	936	55.1
Opponents		17	3425		449-1017	.441	88-279	.315	189-274	.690	229	449	678	39.9	275	4	240	255	52	134	1175	69.1

Team Statistics

	CANIS	OPP
Scoring	936	1175
Points per game	55.1	69.1
Scoring margin	-14.1	-
Field goals-att	333-943	449-1017
Field goal pct	.353	.441
3 point fg-att	126-415	88-279
3-point FG pct	.304	.315
3-pt FG made per game	7.4	5.2
Free throws-att	144-234	189-274
Free throw pct	.615	.690
F-Throws made per game	8.5	11.1
Rebounds	560	678
Rebounds per game	32.9	39.9
Rebounding margin	-6.9	-
Assists	162	240
Assists per game	9.5	14.1
Turnovers	313	255
Turnovers per game	18.4	15.0
Turnover margin	-3.4	-
Assist/turnover ratio	0.5	0.9
Steals	112	134
Steals per game	6.6	7.9
Blocks	56	52
Blocks per game	3.3	3.1
Winning streak	0	-
Home win streak	0	-
Attendance	4556	5697
Home games-Avg/Game	9-506	8-712
Neutral site-Avg/Game	-	0-0

Team Results

Date	Opponent		Score	Att.
11/09/2021	at Buffalo	L	42-102	1189
11/13/2021	at Binghamton	L	56-73	1000
11/17/2021	at St. Bonaventure	L	59-67	350
11/20/2021	Colgate	W	61-58	746
11/23/2021	Detroit Mercy	W	64-55	542
11/27/2021	Robert Morris	L	43-57	569
12/01/2021	at Duquesne	L	60-69	503
12/08/2021	Youngstown St.	L	66-69	541
12/15/2021	at Albany (NY)	L	46-65	835
12/19/2021	Saint Peter's	L	55-65	408
12/21/2021	Manhattan	L	63-85	404
01/09/2022	Niagara	Lot	86-87	337
01/13/2022	Rider	L	51-59	504
01/15/2022	Fairfield	L	37-73	505
01/20/2022	at Saint Peter's	L	55-74	250
01/22/2022	at Monmouth	L	48-60	342
01/24/2022	at Marist	L	44-57	1228



2021-22 CANISIUS WOMEN'S BASKETBALL GAME NOTES

2021-22 MAAC STATISTICS

Game Records

Record	Overall	Home	Away	Neutral
ALL GAMES	0-8	0-5	0-3	0-0
CONFERENCE	0-8	0-5	0-3	0-0
NON-CONFERENCE	0-0	0-0	0-0	0-0

Score by Periods

Team	1st	2nd	3rd	4th	OT	TOT
Canisius	95	117	109	105	13	439
Opponents	126	125	171	124	14	560

Team Box Score

No.	Player				Total		3-Point		F-Throw		Rebounds											
		GP-GS	MIN	AVG	FG-FGA	FG%	3FG-3FGA	3FG%	FT-FTA	FT%	OFF	DEF	TOT	AVG	PF	DQ	A	TO	BLK	STL	PTS	AVG
14	HASKELL, Dani	8-8	246:48	30.9	34-97	.351	20-56	.357	14-18	.778	8	19	27	3.4	17	0	18	27	2	10	102	12.8
0	BROWN, Shaunae	8-8	227:04	28.4	23-66	.348	13-34	.382	5-7	.714	1	21	22	2.8	10	0	17	17	1	4	64	8.0
23	JOSEPH, Erika	7-7	214:06	30.6	18-68	.265	9-33	.273	8-11	.727	5	11	16	2.3	21	1	7	12	2	5	53	7.6
12	LEXA, Athina	8-2	164:36	20.6	21-53	.396	6-22	.273	3-8	.375	3	14	17	2.1	17	0	7	14	1	5	51	6.4
2	GATTOZZI, Lydia	8-1	152:41	19.1	16-36	.444	4-12	.333	15-18	.833	9	10	19	2.4	9	0	6	17	0	2	51	6.4
21	JACKSON, Kayla	7-7	134:54	19.3	16-30	.533	0-0	.000	4-9	.444	14	23	37	5.3	15	0	3	8	2	10	36	5.1
24	STUBBS, Cheyenne	8-1	171:40	21.5	13-40	.325	8-19	.421	4-4	1.000	3	7	10	1.3	12	0	9	13	2	7	38	4.8
33	PORTER, Rhay	8-0	137:41	17.2	9-18	.500	0-0	.000	4-17	.235	17	32	49	6.1	19	1	6	9	13	5	22	2.8
5	VAATANEN, Ella	8-6	178:34	22.3	8-42	.190	3-19	.158	3-6	.500	7	13	20	2.5	15	0	4	14	10	6	22	2.8
Team											20	13	33					9				
Total		8	1628		158-450	.351	63-195	.323	60-98	.612	87	163	250	31.3	135	2	77	140	33	54	439	54.9
Opponents		8	1625		215-469	.458	38-118	.322	92-140	.657	109	220	329	41.1	119	0	121	123	18	67	560	70.0

Team Statistics

	CANIS	OPP
Scoring	439	560
Points per game	54.9	70.0
Scoring margin	-15.1	-
Field goals-att	158-450	215-469
Field goal pct	.351	.458
3 point fg-att	63-195	38-118
3-point FG pct	.323	.322
3-pt FG made per game	7.9	4.8
Free throws-att	60-98	92-140
Free throw pct	.612	.657
F-Throws made per game	7.5	11.5
Rebounds	250	329
Rebounds per game	31.3	41.1
Rebounding margin	-9.9	-
Assists	77	121
Assists per game	9.6	15.1
Turnovers	140	123
Turnovers per game	17.5	15.4
Turnover margin	-2.1	-
Assist/turnover ratio	0.6	1.0
Steals	54	67
Steals per game	6.8	8.4
Blocks	33	18
Blocks per game	4.1	2.3
Winning streak	0	-
Home win streak	0	-
Attendance	2158	1820
Home games-Avg/Game	5-432	3-607
Neutral site-Avg/Game	-	0-0

Team Results

Date	Opponent		Score	Att.
12/19/2021	Saint Peter's	L	55-65	408
12/21/2021	Manhattan	L	63-85	404
01/09/2022	Niagara	Lot	86-87	337
01/13/2022	Rider	L	51-59	504
01/15/2022	Fairfield	L	37-73	505
01/20/2022	at Saint Peter's	L	55-74	250
01/22/2022	at Monmouth	L	48-60	342
01/24/2022	at Marist	L	44-57	1228

