



# WOMEN'S BASKETBALL GAME NOTES

Koessler Athletic Center ▶ 2001 Main Street ▶ Buffalo, N.Y. 14208 ▶ Phone: (716) 888-8266  
 gogriffs.com ▶ @GriffsWBB ▶ @MAACSports ▶ #Griffs ▶ #MAACHoops

## GOLDEN GRIFFINS

## HAWKS

2-13  
OVERALL

0-6  
MAAC

—/—  
RANKS (AP/USA TODAY)



AT



8-5  
OVERALL

3-1  
MAAC

—/—  
RANKS (AP/USA TODAY)

**Sahar Nusseibeh**  
HEAD COACH, 1<sup>ST</sup> SEASON

2-13 (.133)  
RECORD AT CANISIUS, 1<sup>ST</sup> SEASON

**Ginny Boggess**  
HEAD COACH, 1<sup>ST</sup> SEASON

8-5 (.615)  
RECORD AT MONMOUTH, 1<sup>ST</sup> SEASON

## 2021-22 SCHEDULE

DATE	OPPONENT	TV	TIME/RESULT
<b>NOVEMBER (2-4)</b>			
11/9	at Buffalo	ESPN3	L, 42-102
11/13	at Binghamton	ESPN3	L, 56-73
11/17	at St. Bonaventure	ESPN+	L, 59-67
11/20	<b>COLGATE</b>	ESPN3	W, 61-58
11/23	<b>DETROIT MERCY</b>	ESPN3	W, 64-55
11/27	<b>ROBERT MORRIS</b>	ESPN3	L, 43-57
<b>DECEMBER (0-5)</b>			
12/1	at Duquesne	ESPN+	L, 60-69
12/8	<b>YOUNGSTOWN STATE</b>	ESPN3	L, 66-69
12/15	at UAlbany	ESPN+	L, 46-65
12/19	<b>SAINT PETER'S*</b>	ESPN3	L, 55-65
12/21	<b>MANHATTAN*</b>	ESPN3	L, 63-85
<b>JANUARY (0-4)</b>			
1/9	<b>NIAGARA*</b>	ESPN3	L, 86-87 (OT)
1/13	<b>RIDER*</b>	ESPN3	L, 51-59
1/15	<b>FAIRFIELD*</b>	ESPN3	L, 37-73
1/20	at Saint Peter's*	ESPN+	L, 55-74
1/22	at Monmouth*	ESPN+	<b>TODAY</b>
1/24	at Marist*	ESPN3	5 p.m.
1/27	<b>QUINNIPIAC*</b>	ESPN3	7 p.m.
1/29	<b>SIENA*</b>	ESPN3	1 p.m.
<b>FEBRUARY</b>			
2/3	at Iona*	ESPN+	7 p.m.
2/5	at Fairfield*	ESPN+	2 p.m.
2/7	at Quinnipiac*	ESPN+	1 p.m.
2/10	<b>MONMOUTH*</b>	ESPN3	7 p.m.
2/12	<b>MARIST*</b>	ESPN3	1 p.m.
2/17	at Manhattan*	ESPN+	7 p.m.
2/19	at Rider*	ESPN+	2 p.m.
2/24	at Siena*	ESPN+	7 p.m.
2/26	at Niagara*	ESPN+	2 p.m.
<b>MARCH</b>			
3/5	<b>IONA*</b>	ESPN3	1 p.m.
<b>2022 MAAC BASKETBALL CHAMPIONSHIP</b>			
<i>Jim Whelan Boardwalk Hall (Atlantic City, N.J.)</i>			
3/8	First Round	TBA	TBD
3/9-10	Quarterfinals	TBA	TBD
3/11	Semifinals	TBA	TBD
3/12	Championship Game	TBA	TBD

**Home games in Bold and CAPS**  
 All times Eastern, subject to change

\* - Metro Atlantic Athletic Conference (MAAC) Game

## GAME NO.

16

## CANISIUS AT MONMOUTH

Date: Saturday, January 22, 2022  
 Location: West Long Branch, N.J.  
 Venue: OceanFirst Bank Center (4,100)



Play-by-Play: Greg Mescall  
 Analyst: Ali Jaques

## OPENING TIP

The Canisius women's basketball team heads to the Jersey Shore for the middle contest of its three-game road trip. Tipoff between the Golden Griffins and Hawks from OceanFirst Bank Center in West Long Branch, N.J., is set for 2 p.m.

## LAST TIME OUT

Freshman guard **Athina Lexa** had a career day Thursday in the Griff's 74-55 loss to Saint Peter's, recording season highs with 14 points and four rebounds.

Junior guard **Shaunae Brown** continued her success against the Peacocks, scoring 12 points on a career-high four 3-pointers. Brown has now scored 12-plus points in each of her last four games against Saint Peter's.

Saint Peter's graduate student **Kendrea Williams** led the Peacocks scoring attack, netting a career-high 28 points. Junior center **Kassondra Brown** added 17 points and eight rebounds for the victors.

## SERIES HISTORY

Canisius and Monmouth will meet for the 18th time this afternoon at OceanFirst Bank Center, with all meetings occurring since the Hawks joined the MAAC before the 2013-14 season.

The Griff's lead the all-time series, 9-8, and are 3-4 against the Hawks in West Long Branch, N.J.

Today is the first time the Griff's are playing in West Long Branch since a 71-62 victory on Jan. 4, 2020, a span of 749 days.

Canisius has won three of the last four in the series against Monmouth, including each of the last two meetings.

## UP NEXT

Canisius concludes its three-game road trip on Monday when it travels to Poughkeepsie for a MAAC contest against Marist. The contest is a makeup from a Dec. 30 postponement. Tipoff is slated for 5 p.m.








**Overall vs. Monmouth:** . . . . . Canisius leads, 9-8  
**at Canisius:** . . . . . Canisius leads, 6-1  
**at Monmouth:** . . . . . Monmouth leads, 4-3  
**at Neutral Sites:** . . . . . Monmouth leads, 3-0  
**First Meeting:** . . . 1/10/14 at Monmouth — L, 56-64  
**Last Meeting:** . . . 2/22/20 at Canisius — W, 54-53  
**Last Victory:** . . . 2/22/20 at Canisius — W, 54-53

## SCOUTING REPORT



56.3	POINTS PER GAME >>	57.9
.356	FIELD GOAL PCT. >>	.366
.302	3-POINT FG PCT. >>	.305
.625	FREE THROW PCT. >>	.663
33.3	REBOUNDS PER GAME >>	38.8
9.8	ASSISTS PER GAME >>	12.6
3.46	BLOCKS PER GAME >>	3.53
6.6	STEALS PER GAME >>	7.8
70.5	SCORING DEFENSE >>	59.4
.444	FIELD GOAL DEFENSE >>	.390
.314	3-POINT FG DEFENSE >>	.244
-6.9	REBOUND MARGIN >>	-0.2
0.5	AST/TO RATIO >>	0.6

## LAST GAME'S STARTING FIVE

				
<b>0 BROWN</b> JR • GUARD	<b>5 VÄÄTÄNEN</b> GR • FORWARD	<b>14 HASKELL</b> SO • GUARD	<b>21 JACKSON</b> SR • FORWARD	<b>23 JOSEPH</b> SR • GUARD
MPG <b>29.2</b>	MPG <b>21.8</b>	MPG <b>32.2</b>	MPG <b>19.7</b>	MPG <b>33.8</b>
PPG <b>7.5</b>	PPG <b>3.1</b>	PPG <b>14.2</b>	PPG <b>5.7</b>	PPG <b>10.4</b>
FG% <b>31.8%</b>	FG% <b>24.7%</b>	FG% <b>34.5%</b>	FG% <b>47.6%</b>	FG% <b>35.9%</b>
RPG <b>2.3</b>	RPG <b>2.8</b>	RPG <b>4.0</b>	RPG <b>6.5</b>	3-FG% <b>38.6%</b>
APG <b>2.6</b>	BPG <b>1.1</b>	APG <b>2.5</b>	SPG <b>1.2</b>	RPG <b>3.4</b>

## COMMUNICATIONS

**MARSHALL HAIM**  
 Athletic Communications Graduate Assistant  
 Email: haimm@canisius.edu  
 Phone: (716) 465-4945 (mobile)

# 2021-22 CANISIUS WOMEN'S BASKETBALL ROSTER AND TV CHART

## NUMERICAL ROSTER

NO.	NAME	POS	HT	YEAR	HOMETOWN / PREVIOUS SCHOOL(S)	PRONUNCIATION
0	Shaunae Brown	G	5'5"	Jr.	Toronto, Ontario / J. Addison	Shaw-NAY
2	Lydia Gattozzi	G	5'10"	Fr.	Chardon, Ohio / Beaumont	Guh-TOE-zee
5	Ella Väättänen	F	6'1"	Gr.	Helsinki, Finland / Mäkelänrinne / LIU	VAH-ta-niinn
11	Hannah Dolan	G	5'10"	Fr.	Williamsville, N.Y. / Williamsville South / Northfield Mount Hermon (Mass.)	DOH-lin
12	Athina Lexa	G	5'9"	Fr.	Thessaloniki, Greece / Hellenic College of Thessaloniki	Uh-theen-uh LEHK-suh
13	Xanthippi Karatasou	G	5'9"	Fr.	Katerini, Greece / High School of Kontariotissa	Zan-thip-EE Care-uh-taas-you
14	Dani Haskell	G	5'6"	So.	Franklinville, N.Y. / Franklinville	Hass-KULL
15	Élia Páez	G	5'9"	Fr.	Sabadell, Spain / Escola Pia Sabadell	EH-lee-uh PIES
20	Jane McCauley	G	5'9"	Jr.	New Rochelle, N.Y. / The Ursuline School / Vermont	muh-KAHL-lee
21	Kayla Jackson	F	5'11"	Sr.	Rochester, N.Y. / Aquinas Institute / UMBC	
23	Erika Joseph	G	5'8"	Sr.	Toronto, Ontario / J. Addison	
24	Cheyenne Stubbs	G	5'5"	Fr.	Bradenton, Fla. / Braden River	SHY-ann
33	Rhay Porter	F	6'1"	Fr.	Scotia, N.Y. / Wilbraham and Monson Academy (Mass.)	Ray

## COACHING & SUPPORT STAFF

**HEAD COACH:** Sahar Nusseibeh (American '09), 1st season (Suh-HAR new-SAY-bey)

**ASSISTANT COACH:** Jared Zeidman (Quinnipiac '08), 1st season (ZIGHD-mihn - rhymes with sighed)

**ASSISTANT COACH:** Krista Beechy (Grove City '10), 1st season (BEACH-ee)

**ACADEMIC & OPERATIONS COACH:** Ben Lober (Michigan State '20), 2nd Season

**ATHLETIC TRAINER:** Taylor Kenney (SUNY Cortland '19), 2nd season at Canisius, 1st with program

## GLOBAL OUTLOOK

	<b>New York</b>	<b>5</b>		<b>Finland</b>	<b>1</b>		<b>Ohio</b>	<b>1</b>
	<b>Greece</b>	<b>2</b>		<b>Florida</b>	<b>1</b>		<b>Spain</b>	<b>1</b>
	<b>Ontario</b>	<b>2</b>						

## TELEVISION CHART



**0** SHAUNAE BROWN Jr. • G • 5'5" Toronto, Ontario

**2** LYDIA GATTOZZI Fr. • G • 5'10" Chardon, Ohio

**5** ELLA VÄÄTTÄNEN Gr. • F • 6'1" Helsinki, Finland

**11** HANNAH DOLAN Fr. • G • 5'10" Williamsville, N.Y.

**12** ATHINA LEXA Fr. • G • 5'9" Thessaloniki, Greece

**13** XANTHIPPI KARATASIOU Fr. • G • 5'9" Katerini, Greece

**14** DANI HASKELL So. • G • 5'6" Franklinville, N.Y.



**15** ÉLIA PÁEZ Fr. • G • 5'9" Sabadell, Spain

**20** JANE McCAULEY Jr. • G • 5'9" New Rochelle, N.Y.

**21** KAYLA JACKSON Sr. • F • 5'11" Rochester, N.Y.

**23** ERIKA JOSEPH Sr. • G • 5'8" Toronto, Ontario

**24** CHEYENNE STUBBS Fr. • G • 5'5" Bradenton, Fla.

**33** RHA Y PORTER Fr. • F • 6'1" Scotia, N.Y.



**SAHAR NUSSSEIBEH** Head Coach • 1st Season American '09

**JARED ZEIDMAN** Assistant Coach • 1st Season Quinnipiac '08

**KRISTA BEECHY** Assistant Coach • 1st Season Grove City '10

**BEN LOBER** Academic & Ops Coach • 2nd Season Michigan State '20

**TAYLOR KENNEY** Athletic Trainer • 1st Season SUNY Cortland '19



# 2021-22 CANISIUS WOMEN'S BASKETBALL GAME NOTES

## GRIFFS TRENDS

### NUSSEIBEH

CATEGORY	2021-22	ERA
Overall	2-13	2-13
MAAC	0-6	0-6
Non-Conference	2-7	2-7
vs. Power 5	0-0	0-0
vs. Non-Power 5	2-7	2-7

Home	2-7	2-7
Away	0-6	0-6
Neutral	0-0	0-0

Day Games (before 5 p.m.)	1-6	1-6
Night Games (after 5 p.m.)	1-7	1-7

November	2-4	2-4
December	0-5	0-5
January	0-4	0-4
February	0-0	0-0
March	0-0	0-0

Leading at Halftime	2-2	2-2
Trailing at Halftime	0-10	0-10
Tied at Halftime	0-1	0-1

Leading with 5:00 Left	2-1	2-1
Trailing with 5:00 Left	0-1	0-12
Tied with 5:00 Left	0-0	0-0

In Overtime	0-1	0-1
-------------	-----	-----

Canisius Outrebounds Opponent	1-4	1-4
Opponent Outrebounds Canisius	1-9	1-9
Teams Tied in Rebounds	0-0	0-0

Canisius Has More Turnovers	2-9	2-9
Opponent Has More Turnovers	0-3	0-3
Teams Tied in Turnovers	0-1	0-1

Canisius Has More FT Attempts	2-4	2-4
Opponent Has More FT Attempts	0-9	0-9
Teams Tied in FT Attempts	0-0	0-0

Canisius Shoots 50% or Higher	0-0	0-0
Canisius Shoots Less than 50%	2-13	2-13

Canisius Outshoots Opponent	2-2	2-2
Opponent Outshoots Canisius	0-11	0-11
Teams Tied in FG%	0-0	0-0

Canisius Bench Outscores Opponent	0-2	0-2
Opponent Bench Outscores Canisius	1-11	1-11
Canisius is Tied in Bench Points	1-0	1-0

Canisius Scores 59 Points or Less	0-9	0-9
Canisius Scores 60-69 Points	2-3	2-3
Canisius Scores 70-79 Points	0-0	0-0
Canisius Scores 80-89 Points	0-1	0-1
Canisius Scores 90-99 Points	0-0	0-0
Canisius Scores 100+ Points	0-0	0-0

Canisius Allows 59 Points or Less	2-2	2-2
Canisius Allows 60-69 Points	0-5	0-5
Canisius Allows 70-79 Points	0-3	0-3
Canisius Allows 80-89 Points	0-2	0-2
Canisius Allows 90-99 Points	0-0	0-0
Canisius Allows 100+ Points	0-1	0-1

### MISCELLANEOUS STREAKS

Consecutive Games with a 3-PT FG	297
Consecutive Games Holding Opponent Under 100 Pts	14
100-Point Games in Program History	12
100-Point Games Under Sahar Nusseibeh	0
Canisius' All-Time OT Record	27-23
Canisius' Last OT Game	1/9/22 vs. Niagara — L, 86-87 (OT)

## NUMBERS TO KNOW

1

Canisius leads the MAAC in 3-point field goals made per game this season. The Griffis' 7.4 made 3-pointers per game ranks as the 61st-best in Division I. Monmouth is second in the MAAC with its 6.7 per-game average, which is tied for 98th with Arizona State, Central Connecticut State, Hawai'i and Miami (Ohio).

The Griffis have had three freshman score 14-plus points in a game this season. That is the most first-year players to reach that scoring threshold in a single season since 2010-11 (**Jen Morabito** - 5, **Courtney Vandebovenkamp** - 2, **Jamie Ruttle** - 2 and **Jen Lennox** - 1).

14

21

Freshman forward **Rhay Porter** has recorded 21 blocks this season — 15 of which have come over her last eight games. Porter is currently one of 12 first-year players this season with 20-plus blocked shots.

Over the last two seasons, Canisius has scored 39.7 percent of their points from 3-pointers (432 of 1087), which is the 8th-highest percentage among Division I schools. Only Florida Gulf Coast (43.7%), Valparaiso (42.0%), UC San Diego (41.9%), Lehigh (41.6%), Hight Point (41.5%), Dixie State (40.2%) and Iowa State (39.8%) have higher totals.

39.7

807

Canisius has made a 3-pointer in 807 of its last 808 games, dating back to 1993-94. The only game the Griffis did not make a shot from beyond the arc was a 66-56 loss to Iona on Feb. 18, 2011, which snapped a then-NCAA record of 510 consecutive games with at least one made 3-pointer.

## GUARD - #12 ATHINA LEXA



Freshman guard **Athina Lexa** scored a season-high 14 points in the Griffis' loss to Saint Peter's on Thursday. In addition to her 14 points, the native of Thessaloniki, Greece, also established career highs in field goals (6), 3-point field goals (2) and rebounds (4).

## WHAT IS A GRIFFIN?

The Griffin is a mythical creature of supposed gigantic size that has the head, forelegs and wings of an eagle and the hindquarters, tail and ears of a lion. They are well known for their speed, ability to fly and having eyes like an eagle as well as the strength and courage of a lion.

Griffins have been known for centuries as symbols of strength and vigilance, have been called "The Hounds of Zeus" in Greek mythology and are said to have mastery of both the land and sky.

They are thought to be from India, where the natives of the land made their talons and claws into drinking cups because the talon of a Griffin was said to detect poison in a liquid. Griffins would find gold in the mountains and line their nests with it and as a result, were forced to become great guardians of the nests to keep the hunters away.



# 2021-22 CANISIUS WOMEN'S BASKETBALL GAME NOTES



## AROUND THE MAAC

### 2021-22 PLAYERS OF THE WEEK

<b>Nov. 15</b>	Player.....	Zaria Shazer (Marist)
	Rookie.....	Aaliyah Parker (Niagara)
<b>Nov. 24</b>	Player.....	Courtney Warley (Manhattan)
	Rookie.....	Aaliyah Parker (Niagara)
<b>Nov. 29</b>	Player.....	Lou Lopez-Senechal (Fairfield)
	Rookie.....	Bella Nascimento (Manhattan)
<b>Dec. 6</b>	Player.....	Raphaella Toussaint (Rider)
	Rookie.....	<b>Lydia Gattozzi (Canisius)</b>
<b>Dec. 13</b>	Player.....	Dee Dee Davis (Manhattan)
	Rookie.....	Aaliyah Parker (Niagara)
<b>Dec. 20</b>	Player.....	Kendrea Williams (Saint Peter's)
	Rookie.....	Petra Juric (Manhattan)
<b>Dec. 27</b>	Player.....	Kendrea Williams (Saint Peter's)
	Co-Rookie....	<b>Cheyenne Stubbs (Canisius)</b>
	Co-Rookie....	Siobhan Boylan (Marist)
<b>Jan. 3</b>	Player.....	Lou Lopez-Senechal (Fairfield)
<b>Jan. 10</b>	Player.....	Lou Lopez-Senechal (Fairfield)
	Rookie.....	<b>Cheyenne Stubbs (Canisius)</b>
<b>Jan. 17</b>	Player.....	Lenaejha Evans (Rider)
	Rookie.....	Imani Harris (Siena)

### THIS WEEK IN #MAACHOOPS

**Saturday, Jan. 15**  
**Fairfield 73, Canisius 37**  
 Iona 52, Quinnipiac 47  
 Rider 92, Niagara 70  
 Siena 53, Manhattan 47  
 Monmouth at Marist, 6:00

**Monday, Jan. 10**  
 Quinnipiac 75, Saint Peter's 53

**Tuesday, Jan. 11**  
 Niagara 75, Rider 74

**Thursday, Jan. 20**  
**Saint Peter's 74, Canisius 55**  
 Fairfield 70, Manhattan 55  
 Iona 49, Marist 41  
 Monmouth 61, Niagara 56  
 Siena 82, Rider 44

**Saturday, Jan. 22**  
**Canisius at Monmouth, 2:00**  
 Manhattan at Quinnipiac, 1:00  
 Iona at Saint Peter's, 2:00  
 Fairfield at Siena, 2:00  
 Niagara at Marist, 7:00

### 2021-22 COACHES' PRESEASON POLL

School.....	Points
1. Quinnipiac (6).....	115
2. Manhattan (2).....	105
3. Fairfield (2).....	99
4. Marist (1).....	93
5. Rider.....	66
6. Iona.....	55
7. Niagara.....	51
8. Saint Peter's.....	50
9. Siena.....	44
10. Monmouth.....	33
<b>11. Canisius.....</b>	<b>15</b>

*First-place votes denoted in parentheses*

## 2021-22 MAAC WOMEN'S BASKETBALL STANDINGS

Standings through games played on Jan. 20, 2022

SCHOOL	MAAC		OVERALL		H	A	N	STRK	NET
	W-L	PCT	W-L	PCT					
Fairfield	7-0	1.000	10-5	.667	4-1	5-3	1-1	W7	103
Monmouth	3-1	.750	8-5	.615	3-2	5-3	0-0	W1	227
Siena	4-2	.667	4-10	.286	1-5	3-5	0-0	W4	280
Saint Peter's	3-2	.600	6-8	.429	2-4	4-4	0-0	W1	254
Quinnipiac	4-3	.571	9-7	.563	4-3	5-4	0-0	W1	126
Manhattan	4-3	.571	9-7	.563	6-0	3-5	0-2	L2	181
Niagara	3-4	.429	6-9	.400	4-3	2-6	0-0	L1	294
Rider	3-5	.375	5-12	.294	1-6	4-5	0-1	L2	288
Marist	2-4	.333	4-10	.286	3-4	1-6	0-0	L1	275
Iona	2-5	.286	4-8	.333	3-4	1-4	0-0	W2	266
<b>Canisius</b>	<b>0-6</b>	<b>.000</b>	<b>2-13</b>	<b>.133</b>	<b>2-7</b>	<b>0-6</b>	<b>0-0</b>	<b>L10</b>	<b>346</b>

## 2021-22 MAAC WOMEN'S BASKETBALL STATISTICS

Statistics through games played on Jan. 20, 2022

### Scoring Offense

Team	G	W-L	Pts	AVG
1. Niagara	15	6-9	1053	70.20
2. Quinnipiac	16	9-7	1082	67.63
3. Fairfield	15	10-5	975	65.00
4. Manhattan	16	9-7	1016	63.50
5. Saint Peter's	14	6-8	880	62.86
6. Rider	17	5-12	1023	60.18
7. Monmouth	13	8-5	753	57.92
8. Canisius	15	2-13	844	56.27
9. Iona	12	4-8	644	53.67
10. Siena	14	4-10	750	53.57
11. Marist	14	4-10	732	52.29

### Scoring Defense

Team	G	Pts	AVG
1. Siena	14	789	56.36
2. Iona	12	690	57.50
3. Fairfield	15	887	59.13
4. Monmouth	13	772	59.38
5. Manhattan	16	957	59.81
6. Quinnipiac	16	973	60.81
7. Marist	14	855	61.07
8. Saint Peter's	14	891	63.64
9. Rider	17	1117	65.71
10. Canisius	15	1058	70.53
11. Niagara	15	1165	77.67

### Scoring Margin

Team	G	Off	Def	Margin
1. Quinnipiac	16	67.63	60.81	+6.81
2. Fairfield	15	65.00	59.13	+5.87
3. Manhattan	16	63.50	59.81	+3.69
4. Saint Peter's	14	62.86	63.64	-0.79
5. Monmouth	13	57.92	59.38	-1.46
6. Siena	14	53.57	56.36	-2.79
7. Iona	12	53.67	57.50	-3.83
8. Rider	17	60.18	65.71	-5.53
9. Niagara	15	70.20	77.67	-7.47
10. Marist	14	52.29	61.07	-8.79
11. Canisius	15	56.27	70.53	-14.27

### Free Throw Percentage

Team	G	FTM	FTA	Pct.
1. Fairfield	15	147	192	.766
2. Saint Peter's	14	209	287	.728
3. Manhattan	16	159	221	.719
4. Marist	14	137	193	.710
5. Rider	17	181	255	.710
6. Quinnipiac	16	178	253	.704
7. Niagara	15	215	306	.703
8. Monmouth	13	110	166	.663
9. Canisius	15	135	216	.625
10. Iona	12	77	125	.616
11. Siena	14	102	173	.590

### Field Goal Percentage

Team	G	FGM	FGA	Pct.
1. Fairfield	15	375	880	.426
2. Quinnipiac	16	401	996	.403
3. Rider	17	372	931	.400
4. Iona	12	252	641	.393
5. Manhattan	16	387	1000	.387
6. Saint Peter's	14	307	799	.384
7. Niagara	15	381	1041	.366
8. Monmouth	13	278	760	.366
9. Canisius	15	299	840	.356
10. Marist	14	267	758	.352
11. Siena	14	293	856	.342

### Field Goal Percentage Defense

Team	G	FGM	FGA	Pct.
1. Rider	17	411	1098	.374
2. Manhattan	16	359	957	.375
3. Quinnipiac	16	346	920	.376
4. Saint Peter's	14	307	813	.378
5. Siena	14	277	727	.381
6. Fairfield	15	331	866	.382
7. Marist	14	316	819	.386
8. Monmouth	13	304	779	.390
9. Iona	12	250	608	.411
10. Canisius	15	406	915	.444
11. Niagara	15	436	935	.466



# 2021-22 CANISIUS WOMEN'S BASKETBALL GAME NOTES

## RACKING UP THE BOARDS

Freshman forward **Rhay Porter** secured a season-high 15 rebounds in 18:05 of game action in the Griffs' 59-51 loss to Rider last Thursday.

Porter's rebounding total was the most by a Canisius first-year player since **Maggie Guidry** had 16 against Fairfield on Feb. 17, 1997.

The Scotia, N.Y., native became just the second Division I player to log 15 rebounds in under 20 minutes of action this season, joining **Lola Pendande**. She had 15 rebounds in 19:10 for Miami (Fla.) against Robert Morris in a non-league contest on Dec. 12.

The 15-rebound performance by Porter was the first time a Canisius player recorded at least 15 rebounds in a contest since **Danielle Sanderlin** also hauled in 15 boards against Stetson on Dec. 19, 2019.

## HASKELL NETS 20-PLUS

With her career-high 27 points in the Jan. 9 loss to "Battle of the Bridge" rival Niagara, sophomore guard **Dani Haskell** became one of seven players in the MAAC to record at least three 20-point performances this season.

Haskell is currently in a four-way tie for the fifth-most 20-point games in the MAAC this season. She is tied with Niagara's **Angel Parker**, Quinnipiac's **Mackenzie DeWees** and **Kassondra Brown** of Saint Peter's.

Fairfield's **Lou Lopez-Senechal** leads the conference with nine such games, while Manhattan's **Dee Dee Davis** and Saint Peter's' **Kendrea Williams** are tied with five. Rider's **Lenaejha Evans** — the reigning MAAC Player of the Week — is behind Davis and Williams with four.

## LETTING IT RAIN

Dating back to the beginning of the 2020-21 season, Canisius has had a reliance on the 3-point shot.

Canisius has scored 432 of its 1087 points (39.7 percent) from 3-point field goals, which is the 8th-highest percentage for a Division I program. The closest MAAC school to the Griffs is Fairfield, who ranks 103rd (30.8 percent — 591 of 1920 points).

For the 2021-22 season, Canisius has the 16th-highest percentage of points off 3-pointers (39.5%), while Monmouth is second in the MAAC and 52nd nationally with 34.7 percent of its points coming from 3-pointers.

Five Canisius players have scored over 40 percent of their points from beyond the arc this season (**Cheyenne Stubbs** — 61.8%, **Erika Joseph** — 54.7%, **Shaunae Brown** — 47.8%, **Ella Väättänen** — 44.7% and **Dani Haskell** — 43.7%). **Athina Lexa** is closing in on 40 percent of her points coming off 3-pointers (39.1%).

## VÄÄTTÄNEN'S BLOCK PARTY

Graduate student forward **Ella Väättänen** had her nine-game block streak snapped in Thursday's loss at Saint Peter's.

Her streak was the longest of her collegiate career, eclipsing her previous best of five consecutive games during the 2018-19 season while playing for LIU.

Väättänen was the second Canisius player (third instance) in the last 20 years to record a blocked shot in nine consecutive contests. It was the longest string of games with a block by a Canisius player since **Laura (Granzow) Buetow** registered a block in 13 straight games spanning the 2006-07 and 2007-08 seasons.

## PROTECTING THE RIM

With six blocks in the Jan. 9 overtime loss to "Battle of the Bridge" rival Niagara, freshman forward **Rhay Porter** matched the most blocks by a first-year player amongst Division I players this season.

DePaul's **Aneesah Morrow**, Northwestern's **Caleigh Walsh**, USC's **Rayah Marshall**, LIU's **Tayra Eke** and Texas Tech's **Kadija Faye** are the other five Division I freshmen with a six-block performance this season.

Porter's six rejections were the most by a Golden Griff player in a game since **Jen Lennox** had six blocks against Rider on Jan. 20, 2013.

Additionally, Porter became the first freshman to record at least 10 rebounds and six blocks in a game since **Sakyia White** (19 rebounds, six blocks) for North Alabama against North Florida in the quarterfinals of the Atlantic Sun Tournament on March 11, 2021.

Among first-year players, Porter is one of 12 freshmen players this season to record 20 blocks.

## PORTER CLOSING IN ON HISTORY

Porter's 21 blocks are already nearing a Canisius freshman record.

Her 21 rejections in 14 appearances rank as the third-most by a first-year player in Canisius' Division I era.

No Canisius player has recorded at least 20 blocks since **Tiana Pugh** posted 22 blocks in as many games during the 2019-20 season.

Porter is a block shy of tying **Whitney Ellenor** for the second-most blocks by a Canisius first-year player and is seven away from tying **Jen Lennox's** freshman record for blocks (28 in 2010-11).

## 20-POINT GAMES

### 20-POINT GAMES BY MAAC PLAYERS

Player	Team	Games
Lou Lopez-Senechal	Fairfield	9
Dee Dee Davis	Manhattan	5
Kendrea Williams	Saint Peter's	5
Lenaejha Evans	Rider	4
<b>Dani Haskell</b>	<b>Canisius</b>	<b>3</b>
Angel Parker	Niagara	3
Mackenzie DeWees	Quinnipiac	3
Kassondra Brown	Saint Peter's	3

## 3-POINTERS

### PCT OF POINTS OFF 3-POINTERS

Since 2020-21 Season

Program	PTS	3P PTS	%3P
Florida Gulf Coast	3320	1452	43.7%
Valparaiso	2594	1089	42.0%
UC San Diego	1677	702	41.9%
Lehigh	2303	957	41.6%
High Point	2719	1128	41.5%
Dixie State	844	339	40.2%
Iowa State	3585	1428	39.8%
<b>Canisius</b>	<b>1087</b>	<b>432</b>	<b>39.74%</b>
Middle Tennessee	2914	1158	39.73%
Creighton	2601	1032	39.67%

## BLOCK PARTIES

### CANISIUS' 7-GAME BLOCK STREAKS

Last 20 Seasons

Player	Season	Gms
Laura (Granzow) Buetow	2006-07	14
Laura (Granzow) Buetow	2 seasons	13
<b>Ella Väättänen</b>	<b>2021-22</b>	<b>9</b>
Whitney Ellenor	2009-10	8
Ashley Wilkes	2012-13	7

## 20-PLUS BLOCKS

### FRESHMEN WITH 20+ BLOCKS

This Season

Player	School	BLK
Aneesah Morrow	DePaul	38
Maria Gakdeng	Boston College	36
Rayah Marshall	USC	34
Caleigh Walsh	Northwestern	33
Denae Carter	Mississippi St.	32
Tayra Eke	LIU	26
Temira Pondexter	Tulsa	25
Skyler Gill	North Alabama	24
Khadija Faye	Texas Tech	23
Makayla Timpson	Florida State	23
Anastasia Boldyreva	Middle Tenn.	22
<b>Rhay Porter</b>	<b>Canisius</b>	<b>21</b>

## RECORD BOOK

### MOST BLOCKS BY A FRESHMAN

In Division I Era (Since 1986-87)

Player	Season	BLK
Jen Lennox	2010-11	28
Whitney Ellenor	2009-10	22
<b>Rhay Porter</b>	<b>2021-22</b>	<b>20</b>
Kristen Scheuermann	1987-88	17
Maggie Guidry	1996-97	16

## CANISIUS STATISTICALLY...



IN TOP-150



IN MAAC

## STATISTIC RANKINGS

(Through games completed on 1/20/22)

	STAT	NCAA	MAAC
ASSIST/TO RATIO	0.53	—	10th
ASSISTS	147	—	9th
ASSISTS PER GAME	9.8	—	9th
BLOCKED SHOTS	52	T-146th	2nd
BLOCKS PER GAME	3.5	T-141st	3rd
FEWEST FOULS	237	T-107th	5th
FEWEST TURNOVERS	279	—	7th
FIELD GOAL PCT.	.356	—	9th
FIELD GOAL DEFENSE	.444	—	10th
FREE THROW ATT.	216	—	6th
FREE THROWS MADE	135	—	8th
FREE THROW PCT.	.625	—	9th
FOULS PER GAME	15.8	116th	5th
REBOUND MARGIN	-6.9	—	9th
TOTAL REBOUNDS	499	—	9th
REBOUNDS PER GAME	33.27	—	8th
SCORING DEFENSE	70.5	—	10th
SCORING MARGIN	-14.3	—	11th
SCORING OFFENSE	56.3	—	8th
STEALS	99	—	11th
STEALS PER GAME	6.6	—	11th
3-POINT FG DEFENSE	.314	—	7th
3-POINT FG ATTEMPTS	368	T-64th	1st
3-POINT FG MADE	111	T-82nd	1st
3-POINT FG PER GAME	7.4	61st	1st
3-POINT FG PCT	.302	—	4th
TURNOVER MARGIN	-3.60	—	11th
TURNOVERS FORCED	15.00	—	11th
TURNOVERS PER GAME	18.6	—	6th

## INDIVIDUAL (ALL GAMES)

### BLOCKED SHOTS

Rhay Porter	21	T-107th	T-2nd
-------------	----	---------	-------

### BLOCKS PER GAME

Rhay Porter	1.50	T-81st	3rd
Ella Väättänen	1.07	—	5th

### FIELD GOAL ATTEMPTS

Dani Haskell	206	T-123rd	4th
--------------	-----	---------	-----

### FREE THROW PERCENTAGE

Dani Haskell	.833	T-69th	2nd
--------------	------	--------	-----

### MINUTES PLAYED PER GAME

Erika Joseph	33.81	129th	4th
--------------	-------	-------	-----

### POINTS PER GAME

Dani Haskell	14.2	—	7th
--------------	------	---	-----

### 3-POINT FIELD GOAL ATTEMPTS

Dani Haskell	114	39th	1st
--------------	-----	------	-----

### 3-POINT FIELD GOALS MADE

Dani Haskell	31	T-133rd	T-3rd
--------------	----	---------	-------

### 3-POINT FIELD GOALS MADE PER GAME

Dani Haskell	2.07	T-120th	T-3rd
--------------	------	---------	-------

Erika Joseph	1.93	—	6th
--------------	------	---	-----

### 3-POINT FIELD GOAL PERCENTAGE

Dani Haskell	.272	—	5th
--------------	------	---	-----



# 2021-22 CANISIUS WOMEN'S BASKETBALL GAME NOTES

## PLAYER ACCOMPLISHMENTS

10+ POINTS	'21-22	RECORD	CAREER	RECORD
Shaunae Brown	6	1-5	10	1-9
Lydia Gattozzi	3	0-3	3	0-3
Ella Väättänen	1	0-1	2	0-2
Athina Lexa	1	0-1	1	0-1
Dani Haskell	13	2-11	16	2-14
Jane McCauley	1 (at UVM)	0-1 (at UVM)	1	0-1
Kayla Jackson	1	1-0	4	2-2
Erika Joseph	8	1-7	9	1-8
Cheyenne Stubbs	2	1-1	2	1-1

10+ REBOUNDS	'21-22	RECORD	CAREER	RECORD
Kayla Jackson	4	1-3	6	1-5
Rhay Porter	3	1-2	3	1-2

20+ POINTS	'21-22	RECORD	CAREER	RECORD
Dani Haskell	3	1-2	3	1-2

LED IN SCORING	'21-22	RECORD	CAREER	RECORD
Shaunae Brown	3	0-3	4	0-4
Lydia Gattozzi	1	0-1	1	0-1
Athina Lexa	1	0-1	1	0-1
Dani Haskell	8	1-7	11	1-10
Jane McCauley	1 (at UVM)	0-1 (at UVM)	1	0-1
Erika Joseph	3	0-3	3	0-3

LED IN REBOUNDS	'21-22	RECORD	CAREER	RECORD
Shaunae Brown	1	0-1	2	0-2
Ella Väättänen	—	—	1	0-1
Dani Haskell	1	0-1	1	0-1
Kayla Jackson	7	1-6	16	3-13
Erika Joseph	1	0-1	3	0-3
Rhay Porter	5	1-4	5	1-4

LED IN ASSISTS	'21-22	RECORD	CAREER	RECORD
Shaunae Brown	6	1-5	9	1-8
Lydia Gattozzi	1	0-1	1	0-1
Ella Väättänen	1	0-1	1	0-1
Athina Lexa	2	1-1	2	1-1
Dani Haskell	7	0-7	8	0-8
Kayla Jackson	1	0-1	3	0-3
Erika Joseph	—	—	6	1-5
Cheyenne Stubbs	1	0-1	1	0-1

LED IN STEALS	'21-22	RECORD	CAREER	RECORD
Shaunae Brown	2	0-2	4	0-4
Lydia Gattozzi	1	1-0	1	1-0
Ella Väättänen	2	0-2	9	2-7
Athina Lexa	1	0-1	1	0-1
Dani Haskell	6	0-6	7	0-7
Jane McCauley	—	—	1	1-0
Kayla Jackson	5	1-4	11	1-10
Erika Joseph	1	1-0	4	2-2
Cheyenne Stubbs	3	0-3	3	0-3
Rhay Porter	2	0-2	2	0-2

LED IN BLOCKS	'21-22	RECORD	CAREER	RECORD
Shaunae Brown	—	—	1	0-1
Lydia Gattozzi	2	0-2	2	0-2
Ella Väättänen	6	0-6	24	5-19
Athina Lexa	1	0-1	1	0-1
Dani Haskell	1	0-1	1	0-1
Kayla Jackson	2	1-1	8	2-6
Erika Joseph	1	0-1	5	0-5
Rhay Porter	8	2-6	8	2-6

## STRONG ON THE GLASS

Senior forward **Kayla Jackson** is one of nine players in the MAAC this season to record at least four double-digit rebound totals.

The Rochester, N.Y., native has at least seven rebounds in seven of her 13 appearances this season and has a double-digit rebounding total in four of those contests. Jackson's 6.6 rebounds per contest ranks 10th in the MAAC.

Jackson's four double-digit rebounding performances are tied for the sixth-most in the MAAC, sharing the ranking with Marist's **Zaria Shazer**, Quinnipiac's **Mackenzie DeWees** and Siena's **Selena Philoxy**.

Manhattan's **Courtney Warley** paces the MAAC with nine double-figure rebounding totals. Quinnipiac's **Mikala Morris** is second with six such performances. Fairfield's **Andrea Hernangomez**, Rider's **Raphaella Toussaint** and Saint Peter's' **Kassondra Brown** are right behind Morris with five apiece.

## SIBLING RIVALRY

Senior guard **Erika Joseph** has the distinction of saying that her brother, **Cory Joseph**, is currently playing in the NBA. Cory is currently playing with the Detroit Pistons and is in his 11th season in the Association.

Erika leads the Joseph sibling rivalry in minutes (33.8), points (10.4) and rebounds (3.4) over her 14 appearances with Canisius. Cory has the advantage in assists (4.0) and steals (0.7) over his 33 games played with the Pistons.

## NEW FACES

Canisius welcomes seven first-year students to this year's squad. The seven freshmen are the most first-year players on a Canisius roster on record, breaking the previous record of six (2002-03). The Griffis' seven freshmen are tied for the 16th-most for a Division I program this season and are the most for a single MAAC school. Iona has the second-highest total with six.

**Athina Lexa**, **Xanthippi Karatasiou** and **Èlia Páez** are the three Canisius international freshmen, tied for the sixth-highest total in all of Division I. Wichita State has the most first-year international players with five. Iona leads the MAAC and is tied for second with four, joining McNeese State, San Francisco and Winthrop.

## CANISIUS' UNITED NATIONS

Canisius has six international players on its roster from four different countries this season.

Canada (**Shaunae Brown** and **Erika Joseph**) and Greece (**Athina Lexa** and **Xanthippi Karatasiou**) are each represented twice, while Finland (**Ella Väättänen**) and Spain (**Èlia Páez**) have one representative.

The six non-American-born players are tied for the 15th-most by any Division I team. The total is also the second-most of any MAAC school, only trailing Iona (7).

## OPA!

Freshmen **Athina Lexa** and **Xanthippi Karatasiou** have represented their home country of Greece at the national level.

Lexa was on the Greek National Women's Under-16 team, winning a silver medal at the 2018 FIBA European Championships in Montenegro. She averaged 2.3 points, 2.0 rebounds in roughly 11 minutes over the four contests she played. She also participated in training camp with the Greek Women's National Team for the 2020 Summer Olympics in Tokyo this past summer.

Karatasiou also represented Greece at the national level, playing on the Under-16 team at the 2019 FIBA European Championships held in Skopje, Macedonia.

## TIES TO THE BLUE AND GOLD

After playing under her mother at Williamsville South for five seasons, freshman **Hannah Dolan** is following both of her parent's footsteps. Her mom, **Kristen (Scheuermann) Dolan**, played for the Griffis in 1987-91.

The elder Dolan has the third-most blocks by a freshman (17 in 1987-88) and the 10th-most assists by a junior (100 in 1989-90).

Dolan's father, Michael, is also a Canisius alumnus and is currently a professor in the Kinesiology department.

## ON THE GLASS

10+ BOARDS BY MAAC PLAYERS		
Player	Team	Games
Courtney Warley	Manhattan	9
Mikala Morris	Quinnipiac	6
Andrea Hernangomez	Fairfield	5
Kassondra Brown	Saint Peter's	5
Raphaella Toussaint	Rider	5
<b>Kayla Jackson</b>	<b>Canisius</b>	<b>4</b>
Zaria Shazer	Marist	4
Mackenzie DeWees	Quinnipiac	4
Selena Philoxy	Siena	4

## SIBLING RIVALRY

Stats through games on Jan. 20					
Player	MPG	PPG	RPG	APG	SPG
Cory Joseph	23.0	8.1	2.2	4.0	0.7
<b>Erika Joseph</b>	<b>33.8</b>	<b>10.4</b>	<b>3.4</b>	1.0	0.6

## BY THE NUMBERS

MOST INTERNATIONAL FRESHMEN		
Team	Conference	Total
Wichita State	American	5
Iona	MAAC	4
McNeese St.	Southland	4
San Francisco	WCC	4
Winthrop	Big South	4
<b>Canisius</b>	<b>MAAC</b>	<b>3</b>
9 other schools	with	3

## LAST FIVE GAMES

Team Box Score

No.	Player	GP-GS		Total		3-Point		F-Throw		Rebounds			PF		DQ		A	TO	BLK	STL	PTS	AVG
		MIN	AVG	FG-FGA	FG%	3FG-3FGA	3FG%	FT-FTA	FT%	OFF	DEF	TOT	AVG	AVG								
14	HASKELL, Dani	5-5	164:46	33.0	23-67	.343	13-37	.351	10-14	.714	5	13	18	3.6	9	0	12	18	2	9	69	13.8
23	JOSEPH, Erika	4-4	112:54	28.2	13-39	.333	6-16	.375	6-7	.857	3	6	9	2.3	13	1	3	5	0	1	38	9.5
0	BROWN, Shaunae	5-5	138:03	27.6	15-39	.385	7-19	.368	2-3	.667	0	9	9	1.8	6	0	12	10	0	2	39	7.8
12	LEXA, Athina	5-0	101:43	20.3	14-33	.424	5-16	.313	0-2	.000	3	7	10	2.0	9	0	3	11	1	2	33	6.6
2	GATTOZZI, Lydia	5-1	107:30	21.5	9-21	.429	1-6	.167	11-14	.786	5	6	11	2.2	8	0	6	13	0	2	30	6.0
24	STUBBS, Cheyenne	5-1	122:20	24.5	10-26	.385	6-13	.462	4-4	1.000	3	3	6	1.2	6	0	8	9	1	4	30	6.0
21	JACKSON, Kayla	4-4	82:47	20.7	10-18	.556	0-0	.000	3-6	.500	7	14	21	5.3	10	0	3	4	1	5	23	5.8
5	VAATANEN, Ella	5-5	117:08	23.4	6-30	.200	2-12	.167	3-6	.500	4	12	16	3.2	13	0	2	9	8	4	17	3.4
33	PORTER, Rhay	5-0	80:54	16.2	5-11	.455	0-0	.000	3-12	.250	14	20	34	6.8	10	1	4	5	10	4	13	2.6
Team											16	9	25									
Total		5	1028		105-284	.370	40-119	.336	42-68	.618	60	99	159	31.8	84	2	53	90	23	33	292	58.4
Opponents		5	1025		145-308	.471	24-71	.338	64-96	.667	77	129	206	41.2	78	0	78	72	11	43	378	75.6



# 2021-22 CANISIUS WOMEN'S BASKETBALL GAME NOTES

## CANISIUS QUICK FACTS

### GENERAL INFORMATION

Location .....Buffalo, N.Y.  
 Enrollment .....3,120  
 Founded.....1870  
 Nickname.....Golden Griffins  
 School Colors ..... Blue (Pantone 289), Gold (Pantone 124)  
 Conference ..... Metro Atlantic Athletic Conference (MAAC)  
 President.....John J. Hurlley  
 Athletics Director.....Bill Maher  
 Athletics Website ..... www.gogriffs.com  
 Ticket Office Phone.....(716) 888-TIXX (8499)

### HISTORY

Seasons of Basketball.....47th  
 First Season.....1975-76  
 First Division I Season .....1986-87  
 All-Time Record (Win %) ..... 615-649 (.487)  
 Conference Regular Season Titles (last) ..... None  
 Conference Postseason Tournament Titles (last) .....1 (2005)  
 NCAA Tournament Appearances (last) .....1 (2005)  
 NCAA Tournament Record .....0-1 (.000)  
 Consecutive NCAA Appearances..... None  
 NCAA Final Four Appearances..... None  
 WNIT Appearances (last).....1 (2009)

### KOESSLER ATHLETIC CENTER

Year Opened (Seasons).....1968 (47th)  
 Capacity .....2,196  
 All-Time Record (Win %) .....294-206 (.588)  
 Record under Sahar Nusseibeh .....2-7

### COACHING STAFF

Head Coach .....Sahar Nusseibeh (American '09)  
     Record at Canisius.....2-13  
     Overall Record .....2-13  
 Assistant Coach .....Jared Zeidman (Quinnipiac '08)  
     .....1st Season  
 Assistant Coach .....Krista Beechy (Grove City '10)  
     .....1st Season  
 Academic & Operations Coach Ben Lober (Michigan State '20)  
     .....2nd Season

### 2020-21 REVIEW

Overall Record .....0-5 (.000)  
     MAAC Record (Finish) .....0-4  
     Home Record .....0-1  
     Away Record .....0-4  
     Neutral Record.....0-0  
 MAAC Tournament.....N/A  
 NCAA Tournament.....N/A

### 2021-22 TEAM INFORMATION

Letterwinners Returning / Lost.....5 / 6  
 Starters Returning / Lost .....4 / 1  
 Newcomers .....7  
 Fr / So / Jr / Sr / Gr.....7 / 1 / 1 / 2 / 1

### COMMUNICATIONS

Marshall Haim ....Athletic Communications Graduate Assistant  
     Office .....(716) 888-8266  
     Mobile.....(716) 465-4945  
     Email.....haimm@canisius.edu  
 Mailing Address .....Canisius College Athletics  
     .....2001 Main Street  
     .....Buffalo, N.Y. 14208  
 Twitter/Instagram .....@GoGriffs  
 Hashtags.....#GoGriffs | #MAACHoops

## STARTING LINEUP TRACKER

Date	Opponent	1	2	3	4	5
Nov. 9	at Buffalo	Brown	Haskell	Joseph	Jackson	Väätänen
Nov. 13	at Binghamton	Brown	Haskell	Joseph	Jackson	Väätänen
Nov. 17	at St. Bonaventure	Brown	Haskell	Joseph	Jackson	Väätänen
Nov. 20	COLGATE	Brown	Haskell	Joseph	Jackson	Väätänen
Nov. 23	DETROIT MERCY	Brown	Haskell	Joseph	Jackson	Väätänen
Nov. 27	ROBERT MORRIS	Brown	Haskell	Joseph	Jackson	Väätänen
Dec. 1	at Duquesne	Brown	Haskell	Joseph	Jackson	Väätänen
Dec. 8	YOUNGSTOWN STATE	Brown	Haskell	Joseph	Jackson	Väätänen
Dec. 15	at UAlbany	Brown	Haskell	Joseph	Jackson	Väätänen
Dec. 19	SAINT PETER'S	Brown	Haskell	Joseph	Jackson	Väätänen
Dec. 21	MANHATTAN	Brown	Haskell	Joseph	Jackson	Väätänen
Jan. 8	NIAGARA	Brown	Haskell	Stubbs	Gattozzi	Väätänen
Jan. 13	RIDER	Brown	Haskell	Joseph	Jackson	Väätänen
Jan. 15	FAIRFIELD	Brown	Haskell	Joseph	Jackson	Väätänen
Jan. 20	at Saint Peter's	Brown	Haskell	Joseph	Jackson	Väätänen
Jan. 22	at Monmouth					
Jan. 24	at Marist					
Jan. 27	QUINNIPIAC					
Jan. 29	SIENA					
Feb. 3	at Iona					
Feb. 5	at Fairfield					
Feb. 7	at Quinnipiac					
Feb. 10	MONMOUTH					
Feb. 12	MARIST					
Feb. 17	at Manhattan					
Feb. 19	at Rider					
Feb. 24	at Siena					
Feb. 26	at Niagara					
March 5	IONA					

## COMBINATIONS

Rank	Combination	Times Used	Record	Last Used
1	Brown - Haskell - Joseph - Jackson - Väätänen	14	2-12	1/20/22 at Saint Peter's
2	Brown - Haskell - Stubbs - Gattozzi - Väätänen	1	0-1	1/9/22 vs. Niagara

## STARTING STREAKS AND TOTALS

#	Player	Streak	2021-22	Career	at Canisius	MAAC
0	Shaunae Brown	20	15	27	27	17
2	Lydia Gattozzi	—	1	1	1	1
5	Ella Väätänen	17	15	44	17	8
11	Hannah Dolan	—	—	—	—	—
12	Athina Lexa	—	—	—	—	—
13	Xanthippi Karatasiou	—	—	—	—	—
14	Dani Haskell	20	15	20	20	10
15	Ella Páez	—	—	—	—	—
21	Kayla Jackson	3	14	23	19	9
23	Erika Joseph	3	14	55	55	31
24	Cheyenne Stubbs	—	1	1	1	1
33	Rhay Porter	—	—	—	—	—

# Canisius



# 2021-22 CANISIUS WOMEN'S BASKETBALL GAME NOTES

## SERIES HISTORY VS. MONMOUTH



AT



## ALL-TIME SERIES

### CANISIUS LEADS, 9-8

Home Games	6-1 (.857)
Road Games	3-4 (.429)
Neutral Site Games	0-3 (.000)
MVP Arena (Albany, N.J.)	0-3 (1.000)

### HIGHEST SCORES - CANISIUS

Buffalo	.74
.....CAN, 74-54 (12/4/16)	
West Long Branch	.75
.....(2x), Last: MON, 79-75 (2/7/16)	
Neutral Site	.58
.....MON, 61-58 (3/1/18)	

### COACHING RECORDS

<b>Sahar Nusseibeh vs. Monmouth</b>	Total	0-0
	at Canisius	0-0
<b>Ginny Boggess vs. Canisius</b>	Total	0-0
	at Monmouth	0-0

### HIGHEST SCORES - MONMOUTH

Buffalo	.81
.....MON, 81-71 (2/21/16)	
West Long Branch	.79
.....MON, 79-75 (2/7/16)	
Neutral Site	.68
.....MON, 68-56 (3/5/15)	

### LARGEST WINNING MARGINS

<b>Canisius</b>	Buffalo	.20, 12/4/16
	West Long Branch	.17, 1/30/15
	Neutral Site	Never
<b>Monmouth</b>	Buffalo	.10, 2/21/16
	West Long Branch	.8, 1/10/14
	Neutral Site	.12, 3/5/15

### ALL-TIME MEETINGS VS. MONMOUTH

1/10/14	..... West Long Branch, N.J.	L	56-64
1/17/14	..... Buffalo, N.Y.	W	60-52
1/30/15	..... West Long Branch, N.J.	W	75-58
2/22/15	..... Buffalo, N.Y.	W	62-49
3/5/15	..... Albany, N.Y.	L	56-68
2/7/16	..... West Long Branch, N.J.	L	75-79
2/21/16	..... Buffalo, N.Y.	L	71-81
12/4/16	..... Buffalo, N.Y.	W	74-54
1/15/17	..... West Long Branch, N.J.	L	53-55
1/20/18	..... West Long Branch, N.J.	W	60-48
2/16/18	..... Buffalo, N.Y.	W	62-50
3/1/18	..... Albany, N.Y.	L	58-61
1/24/19	..... West Long Branch, N.J.	L	61-67
2/24/19	..... Buffalo, N.Y.	W	65-56
3/9/19	..... Albany, N.Y.	L	53-64
1/4/20	..... West Long Branch, N.J.	W	71-62
2/22/20	..... Buffalo, N.Y.	W	54-53

## CURRENT GRIFFS VS. MONMOUTH

### #0 SHAUNAE BROWN

Opponent (Date)	MP	FG-A	PCT	3PT-A	PCT	FT-A	PCT	O-D-T	PF	A	TO	BLK	ST	TP
at Monmouth (1/4/20)	14	1-5	.200	0-0	—	0-0	—	0-1-1	0	1	0	0	0	2
Monmouth (2/22/20)	27	3-4	.750	1-1	1.000	0-0	—	0-2-2	3	0	1	0	0	7
<b>TOTAL (2 games)</b>	<b>41</b>	<b>4-9</b>	<b>.444</b>	<b>1-1</b>	<b>1.000</b>	<b>0-0</b>	<b>—</b>	<b>0-3-3</b>	<b>3</b>	<b>1</b>	<b>1</b>	<b>0</b>	<b>0</b>	<b>9</b>
<b>Averages</b>	<b>20.5</b>		<b>—</b>					<b>1.5</b>		<b>0.5</b>		<b>0.0</b>	<b>0.0</b>	<b>4.5</b>

### #23 ERIKA JOSEPH

Opponent (Date)	MP	FG-A	PCT	3PT-A	PCT	FT-A	PCT	O-D-T	PF	A	TO	BLK	ST	TP
at Monmouth (1/24/19)	7	0-0	—	0-0	—	0-0	—	0-1-1	0	1	1	0	0	0
Monmouth (2/24/19)	0	0-0	—	0-0	—	0-0	—	0-0-0	0	0	0	0	0	0
at Monmouth (1/4/20)	35	0-4	.000	0-0	—	0-0	—	1-5-6	2	0	2	0	0	0
<b>TOTAL (3 games)</b>	<b>42</b>	<b>0-4</b>	<b>.000</b>	<b>0-0</b>	<b>.000</b>	<b>0-0</b>	<b>.000</b>	<b>1-6-7</b>	<b>2</b>	<b>1</b>	<b>3</b>	<b>0</b>	<b>0</b>	<b>0</b>
<b>Averages</b>	<b>14.0</b>							<b>2.3</b>		<b>0.3</b>		<b>0.0</b>	<b>0.0</b>	<b>0.0</b>



# 2021-22 CANISIUS WOMEN'S BASKETBALL GAME NOTES

## THE LAST TIME...

### SCORING

Canisius Scored 80+ Points	<b>L, 86-87 (OT)</b>	<b>vs. Niagara (1/9/22)</b>
Canisius Scored 80+ Points in a MAAC Game	<b>L, 86-87 (OT)</b>	<b>vs. Niagara (1/9/22)</b>
Canisius Scored 90+ Points	L, 94-100 (3OT)	at St. Bonaventure (11/13/18)
Canisius Scored 90+ Points in MAAC Game	W, 90-70	vs. Saint Peter's (2/18/07)
Canisius Scored 100+ Points	W, 104-68	vs. Stetson (11/22/02)
Canisius Scored 100+ Points in MAAC Game	W, 100-86	vs. Rider (2/24/02)
Canisius Scored Under 50 Points	<b>L, 37-73</b>	<b>vs. Fairfield (1/15/22)</b>
Canisius Scored Under 50 Points in MAAC Game	<b>L, 37-73</b>	<b>vs. Fairfield (1/15/22)</b>

### MISCELLANEOUS SCORING

Scored 40+ Points in a Half (Excluding OT)	<b>41 (2nd Half)</b>	<b>vs. Youngstown State (12/8/21)</b>
Scored 45+ Points in a Half (Excluding OT)	48 (1st Half)	at Quinnipiac (1/18/20)
Scored 50+ Points in a Half (Excluding OT)	54 (2nd Half)	vs. Saint Francis (Pa.) (10/30/14)
Scored 90+ Points in Consecutive Games		vs. Rider (100 — 2/24/02) vs. Fairfield (92 — 2/28/02) vs. Stetson (104 — 11/22/02) vs. Rider (100 — 2/24/02)
Scored 90+ Points in Three Consecutive Games		vs. Fairfield (92 — 2/28/02) vs. Stetson (104 — 11/22/02)
Scored 100+ Points in Consecutive Games		at Manhattan (101 — 1/27/02); vs. Marist (103 (1/31/02)

### OPPONENT SCORING

Scored 80+ Points	<b>L, 86-87 (OT)</b>	<b>by Niagara (1/9/22)</b>
Scored 80+ Points in a MAAC Game	<b>L, 86-87 (OT)</b>	<b>by Niagara (1/9/22)</b>
Scored 90+ Points	<b>L, 42-102</b>	<b>by Buffalo (11/9/21)</b>
Scored 90+ Points in a MAAC Game	L, 59-90	by Marist (1/9/20)
Scored 100+ Points	<b>L, 42-102</b>	<b>by Buffalo (11/9/21)</b>
Scored 100+ Points in a MAAC game	L, 86-109	by Manhattan (2/21/97)
Scored Less Than 50 Points	W, 67-47	by Iona (2/4/19)
Scored Less Than 50 Points in a MAAC Game	W, 67-47	by Iona (2/4/19)

### SHOOTING

Shot 50% or Better FG in a Game	54.1% (33-of-61)	vs. Niagara (2/24/20)
Shot 55% or Better FG in a Game	55.1% (27-of-49)	vs. Iona (2/4/19)
Shot 60% or Better FG in a Game	61.1% (33-of-54)	at Drake (1/12/93)
Shot 30% or Worse FG in a Game	<b>29.4% (15-of-51)</b>	<b>vs. Fairfield (1/15/22)</b>

### OPPONENT SHOOTING

Shot 50% or Better FG in a Game	<b>53.6% (30-of-56)</b>	<b>by Saint Peter's (1/20/22)</b>
Shot 55% or Better FG in a Game	55.1% (27-of-49)	by Iona (2/4/19)
Shot 60% or Better FG in a Game	61.1% (33-of-54)	by Toledo (12/29/19)
Shot 30% or Worse FG in a Game	23.4% (15-of-64)	by Siena (2/1/20)
Shot 25% or Worse FG in a Game	23.4% (15-of-64)	by Siena (2/1/20)

### FREE THROW SHOOTING

90% FT or Better in a Game (Min. 10 FTA)	<b>91.7% (11-of-12)</b>	<b>at Saint Peter's (1/20/22)</b>
100% FT in a Game (Min. 10 FTA)	100% (14-of-14)	at Monmouth (3/9/19)
50% FT or Worse FG in a Game (Min. 10 FTA)	<b>50.0% (6-of-12)</b>	<b>at St. Bonaventure (11/17/21)</b>
Attempted 40+ Free Throws	40	vs. Saint Peter's (1/30/09)
Attempted 5 Free Throws or Less	<b>3</b>	<b>at Albany (12/15/21)</b>
Made 30 Free Throws	30	vs. Saint Peter's (1/30/09)

### 3-POINT SHOOTING

Made 10+ 3-Pointers	<b>11</b>	<b>vs. Niagara (1/9/22)</b>
Made 11+ 3-Pointers	<b>11</b>	<b>vs. Niagara (1/9/22)</b>
Made 12+ 3-Pointers	12	at Marist (2/13/20)
Made 13+ 3-Pointers	13	at Buffalo (12/7/09)
Made 14+ 3-Pointers	14	vs. Detroit Mercy (12/28/08)
Made 15+ 3-Pointers	Never	

### MARGIN OF VICTORY / DEFEAT

Won Game Decided by One Point	W, 54-53	vs. Monmouth (2/22/20)
Won Game by 30+ Points	+30 (80-50)	vs. Binghamton (11/25/15)
Won Game by 35+ Points	+42 (70-28)	vs. Rider (2/20/11)
Won Game by 40+ Points	+42 (70-28)	vs. Rider (2/20/11)
Won Game by 45+ Points	+45 (78-33)	vs. Colgate (11/12/07)
Won Game by 50+ Points	+51 (87-36)	vs. Mercyhurst (2/20/86)
Lost Game Decided by One Point	<b>L, 86-87 (OT)</b>	<b>vs. Niagara (1/9/22)</b>
Lost Game by 30+ Points	<b>-36 (37-73)</b>	<b>vs. Fairfield (1/15/22)</b>
Lost Game by 40+ Points	<b>-60 (42-102)</b>	<b>at Buffalo (11/9/21)</b>
Lost Game by 45+ Points	<b>-60 (42-102)</b>	<b>at Buffalo (11/9/21)</b>
Lost Game by 50+ Points	<b>-60 (42-102)</b>	<b>at Buffalo (11/9/21)</b>
Two Consecutive Games Decided by One Point	Never	
Two Consecutive Games Decided by Five Points		vs. Siena (1/11/20 — L, -2) at Fairfield (1/16/20 — L, -2) at Quinnipiac (1/18/20 — L, -3) vs. Siena (1/11/20 — L, -2) at Fairfield (1/16/20 — L, -2) at Quinnipiac (1/18/20 — L, -3)
Three Consecutive Games Decided by Five Points		at Siena (1/22/16 — L, -4) at Fairfield (1/24/16 — L, -4) at Niagara (1/28/16 — W, +2) vs. Iona (2/1/16 — L, -3) vs. Bryant (1/16/86 — W, +3) at St. Bonaventure (1/16/86 — L, -3) at Colgate (1/18/86 — OTL, -5) vs. Gannon (1/21/86 — OTW, +2) at Indiana (Pa.) (1/24/86 — W, +4)
Four Consecutive Games Decided by Five Points		vs. St. Bonaventure (11/17/19 — W, 84-82) at Saint Francis (Pa.) (11/30/14 — W, 87-74)
Five Consecutive Games Decided by Five Points		
Won a Game Following a 15-Point Deficit	15	vs. St. Bonaventure (11/17/19 — W, 84-82)
Won a Game Following an 18-Point Deficit	18	at Saint Francis (Pa.) (11/30/14 — W, 87-74)

### REBOUNDING

Posted 45+ Rebounds	46	vs. Siena (3/10/20)
Posted 50+ Rebounds	51	vs. UTRGV (11/17/18)
Posted 55+ Rebounds	55	vs. Saint Francis (Pa.) (11/21/15)
Posted 60+ Rebounds	60	vs. Cornell (11/27/98)
Back-to-Back 50+ Rebound Games		at St. Bonaventure (11/13/18 — 51) vs. UTRGV (11/17/18 — 51)
Outrebounded Opponent by 15+	+17 (40-23)	vs. Saint Peter's (1/25/20)
Outrebounded Opponent by 20+	+21 (55-34)	vs. Saint Francis (Pa.) (11/21/15)

### OVERTIME GAMES

Won an Overtime Game	W, 64-60 (OT)	vs. Niagara (2/1/18)
Lost an Overtime Game	<b>L, 86-87 (OT)</b>	<b>vs. Niagara (1/9/22)</b>
Won an Overtime Game in MAAC Play	W, 64-60 (OT)	vs. Niagara (2/1/18)
Lost an Overtime Game in MAAC Play	<b>L, 86-87 (OT)</b>	<b>vs. Niagara (1/9/22)</b>
Game Decided in Two Overtimes	L, 82-90 (2OT)	vs. Fairfield (1/9/04)
Game Decided in Three Overtimes	L, 94-100 (3OT)	at St. Bonaventure (11/13/18)
Played Consecutive Overtime Games		at Niagara (1/28/16 — W, 68-66 — OT) vs. Iona (2/1/16 — L, 76-79 — OT)

### TURNOVERS

Committed 20+ Turnovers in a Game	<b>23</b>	<b>vs. Niagara (1/9/22)</b>
Committed 10 Turnovers or Less in a Game	9	vs. St. Bonaventure (11/17/19)
Committed 8 Turnovers or Less in a Game	6	vs. Rider (2/18/18)
Committed 5 Turnovers or Less in a Game	5	vs. Saint Peter's (2/7/97)

*Bold denotes occurred during 2021-22 season*



# 2021-22 CANISIUS WOMEN'S BASKETBALL GAME NOTES

## THE LAST TIME A CANISIUS PLAYER...

### SCORING

Scored 25+ Points	27	<b>Dani Haskell, vs. Niagara (1/9/22)</b>
Scored 30+ Points	30	Danielle Sanderlin, at Saint Peter's (2/15/20)
Scored 35+ Points	36	Jénel Stevens, at Niagara (1/21/03)
Scored 40+ Points	42	Shauna Geronzin, vs. Niagara (2/20/00)
Scored 20+ Points in a Half	20	Sara Hinriksdóttir, 2nd half, at Morehead State (12/19/16)
Two Players Scored 20+ Points in Same Game		D'Jhai Patterson-Ricks (22), Danielle Sanderlin (20), vs. Colgate (11/20/19)
Two Players Scored 25+ Points in Same Game		Amanda Cavo (28), Brittané Russell (25), at Missouri State (12/21/08)
Three Players Scored 20+ Points in Same Game		Never since 2000-01
Scored 20+ Points in Two Straight Games		D'Jhai Patterson-Ricks (2), 1/18/20 - 1/23/20
Scored 20+ Points in Three Straight Games		Jénel Stevens (10), 12/21/02 - 1/26/03
Scored 20+ Points in Four Straight Games		Jénel Stevens (10), 12/21/02 - 1/26/03
Scored 20+ Points in Five Straight Games		Jénel Stevens (10), 12/21/02 - 1/26/03
Scored 30+ Points in Two Straight Games		Shauna Geronzin (2), 2/20/00 - 2/25/00
Scored 10+ Points in 10 Straight Games		<b>Dani Haskell (11), 11/20/21 - 1/15/22</b>
Scored 10+ Points in 15 Straight Games		D'Jhai Patterson-Ricks (18), 3/9/19 - 1/25/20
Scored 10+ Points in 20 Straight Games		Jénel Stevens (26), 2/14/02 - 2/12/03
Five Players Score 10+ Points in Same Game		D'Jhai Patterson-Ricks (12), Danielle Sanderlin (12), Shannon Conely (12), Sara Hinriksdóttir (11), Anndea Zeigler (10), vs. Miami (Ohio) (11/9/18)
Six Players Score 10+ Points in Same Game		Cheri Wittlieb (20), Jénel Stevens (17), Becky Zak (14), Lonnie Brown (13), Jessica Steeves (12), Jackie Richards (10), at Fairfield (2/14/04)

### SUPERLATIVES

Last Canisius Double-Double		A.J. Timbers (16 pts, 11 reb), vs. Siena (3/10/20)
Last Canisius Double-Double (Pts/Ast)		Brittané Russell (15 pts, 10 ast), vs. Manhattan (1/11/10)
Last Double-Double in Consecutive Games		Danielle Sanderlin vs. Siena (20 pts, 10 reb — 1/11/20) at Fairfield (20 pts, 10 reb — 1/16/20)
Multiple Double-Doubles in Same Game		Marie Warner (17 pts, 10 reb) Brittané Russell (14 pts, 12 reb) vs. Marist (3/8/09)
Last Canisius Triple-Double		Tricia Breznitsky (10 pts, 11 reb, 10 ast), at Marist (1/23/00)
Last 20-Point, 10-Rebound Game		Danielle Sanderlin (23 pts, 12 reb), vs. Niagara (2/24/20)
Last 20-Point, 20-Rebound Game		Marie Warner (23 pts, 21 reb), vs. Saint Peter's (1/30/09)

### FIELD GOALS

Made 10+ FG in a Game	10	Danielle Sanderlin, vs. Niagara (2/24/20)
Made 12+ FG in a Game	12	Danielle Sanderlin, at Saint Peter's (2/15/20)
Attempted 15+ FG in a Game	17	<b>Dani Haskell, vs. Niagara (1/9/22)</b>
Attempted 17+ FG in a Game	17	<b>Dani Haskell, vs. Niagara (1/9/22)</b>
Attempted 20+ FG in a Game	20	Danielle Sanderlin, at Iona (2/27/20)

### 3-POINT FIELD GOALS

Made 5+ 3-Point FG in a Game	5	<b>Dani Haskell, vs. Detroit Mercy (11/23/21)</b>
Made 6+ 3-Point FG in a Game	6	María Welch, at Monmouth (2/7/16)
Made 7+ 3-Point FG in a Game	7	Amanda Cavo, at Missouri State (12/21/07)
Attempted 10+ 3-Point FG in a Game	11	<b>Dani Haskell, vs. Manhattan (12/21/21)</b>
Attempted 12+ 3-Point FG in a Game	12	<b>Dani Haskell, vs. Detroit Mercy (11/23/21)</b>
Attempted 15+ 3-Point FG in a Game	18	Mimi LaMagna, vs. Siena (11/24/96)

### FREE THROWS

Made 10+ Free Throws in a Game	11	Shayla Sweeney, at Iona (2/27/20)
Made 11+ Free Throws in a Game	11	Shayla Sweeney, at Iona (2/27/20)
Made 12+ Free Throws in a Game	12	D'Jhai Patterson-Ricks, vs. Rider (1/23/20)
Made 13+ Free Throws in a Game	13	Kayla Hoohuli, at Niagara (1/21/15)
Made 14+ Free Throws in a Game	16	Heather Fiore, vs. Colgate (1/22/97)
Made 15+ Free Throws in a Game	16	Heather Fiore, vs. Colgate (1/22/97)
Attempted 10+ Free Throws in a Game	10	<b>Dani Haskell, vs. Detroit Mercy (11/23/21)</b>
Attempted 11+ Free Throws in a Game	12	Shayla Sweeney, at Iona (2/27/20)
Attempted 12+ Free Throws in a Game	12	Shayla Sweeney, at Iona (2/27/20)
Attempted 13+ Free Throws in a Game	16	D'Jhai Patterson-Ricks, vs. Rider (1/23/20)
Attempted 14+ Free Throws in a Game	16	D'Jhai Patterson-Ricks, vs. Rider (1/23/20)
Attempted 15+ Free Throws in a Game	16	D'Jhai Patterson-Ricks, vs. Rider (1/23/20)

### REBOUNDS

Had 10+ Rebounds	15	<b>Rhay Porter, vs. Rider (1/13/22)</b>
Had 11+ Rebounds	15	<b>Rhay Porter, vs. Rider (1/13/22)</b>
Had 12+ Rebounds	15	<b>Rhay Porter, vs. Rider (1/13/22)</b>
Had 13+ Rebounds	15	<b>Rhay Porter, vs. Rider (1/13/22)</b>
Had 14+ Rebounds	15	<b>Rhay Porter, vs. Rider (1/13/22)</b>
Had 15+ Rebounds	15	<b>Rhay Porter, vs. Rider (1/13/22)</b>
Had 20+ Rebounds	21	Marie Warner, vs. Saint Peter's (1/30/09)
10+ Rebounds in Two Straight Games		<b>10, Rhay Porter, vs. Niagara (1/9/22)</b> <b>15, Rhay Porter, vs. Rider (1/13/22)</b>

### ASSISTS

Had 5+ Assists	7	<b>Cheyenne Stubbs, vs. Niagara (1/9/22)</b>
Had 6+ Assists	7	<b>Cheyenne Stubbs, vs. Niagara (1/9/22)</b>
Had 7+ Assists	7	<b>Cheyenne Stubbs, vs. Niagara (1/9/22)</b>
Had 8+ Assists	8	Tamara Miskovic, vs. Quinnipiac (3/3/17)
Had 9+ Assists	9	Margrét Hálfánardóttir, at Morehead St. (12/19/16)
Had 10+ Assists	10	Brittané Russell, vs. Manhattan (1/11/10)
Had 12+ Assists	13	Becky Zak, vs. Siena (1/5/06)
Had 15+ Assists	15	Tricia Breznitsky, at Siena (1/28/00)

### BLOCKS

Had 4+ Blocks	6	<b>Rhay Porter, vs. Niagara (1/9/22)</b>
Had 5+ Blocks	6	<b>Rhay Porter, vs. Niagara (1/9/22)</b>
Had 6+ Blocks	6	<b>Rhay Porter, vs. Niagara (1/9/22)</b>

### STEALS

Had 4+ Steals	4	<b>Dani Haskell, vs. Niagara (1/9/22)</b>
Had 5+ Steals	6	D'Jhai-Patterson-Ricks, vs. Siena (3/10/20)
Had 6+ Steals	6	D'Jhai-Patterson-Ricks, vs. Siena (3/10/20)
Had 7+ Steals	7	Anna Sweny, vs. Siena (1/11/20)

### MINUTES PLAYED

Played Every Minute	40:00	D'Jhai Patterson-Ricks, vs. Quinnipiac (3/7/20)
Played 40+ Minutes	40:00	D'Jhai Patterson-Ricks, vs. Quinnipiac (3/7/20)
Played 45+ Minutes	50:10	Sara Hinriksdóttir, at St. Bonaventure (11/13/18)
	48:13	Shannon Conely, at St. Bonaventure (11/13/18)

### FOULS

Fouled Out		<b>Erika Joseph, vs. Manhattan (12/21/21)</b>
Two Players Fouled Out		Saliah Serrette, Anndea Zeigler, vs. Rider (2/18/18)
Three Players Fouled Out		Laura Buetow, Jessie Lamparski, Megan Lyte, vs. Loyola (Md.) (3/4/06)

*Bold denotes occurred during 2021-22 season*



# 2021-22 CANISIUS WOMEN'S BASKETBALL GAME NOTES

## 2021-22 CANISIUS WOMEN'S BASKETBALL COACHING AND SUPPORT STAFF



**SAHAR NUSSEIBEH**  
HEAD COACH

### COACHING HISTORY

2009-11	Cincinnati (Graduate Assistant)
2011-13	Holy Cross (Assistant Coach)
2013-16	Bowling Green (Assistant Coach)
2016-19	Manhattan (Associate Head Coach)
2019-21	Miami (Ohio) (Defensive Coordinator)
2021-Present	Canisius (Head Coach)

### PLAYING HISTORY

2006-09	American
---------	----------

### YEAR-BY-YEAR RECORD

Year	School	Overall	MAAC
2021-22	Canisius	2-13 (.133)	0-6 (.000)
<b>Overall</b>		<b>2-13 (.133)</b>	<b>0-6 (.000)</b>

### NUSSEIBEH'S MILESTONES

Accolade	Date	Opponent	Result
1st Win	11/20/21	vs. Colgate	W, 61-58
1st Division I Win	11/20/21	vs. Colgate	W, 61-58
1st Home Win	11/20/21	vs. Colgate	W, 61-58

### NUSSEIBEH'S PHILOSOPHY

#### FEET IN

Fully committed with two feet in and being present in the moment

#### ARMS OUT

Reaching out to help one another — whether on campus or in the community

#### EYES UP

Confidence and presence. It's how you carry yourself and respect one another

**Sahar Nusseibeh** was officially named the 10th head coach in Canisius women's basketball program history on July 23, 2021. A long-time assistant coach with 12 years of Division I coaching experience, Nusseibeh takes over the Canisius program after spending the previous two seasons (2019-20, 2020-21) at Miami University where she also held the title of defensive coordinator.

As the defensive coordinator at Miami University in Oxford, Ohio, Nusseibeh was responsible for developing and implementing all aspects of team and individual defensive concepts. She also worked on game planning the team's defensive strategies and was in charge of all defensive play calls and in-game adjustments during timeouts and in-game action. Prior to joining the Redhawks' staff, she spent three seasons (2016-17 through 2018-19) as the associate head coach, recruiting coordinator and defensive coordinator at Manhattan College in Riverdale, N.Y.

In her time at Manhattan, Nusseibeh played a key role in recruiting and coaching five All-MAAC selections, two MAAC All-Rookie Team honorees and the 2019 MAAC Women's Defensive Player of the Year. One of the Women's Basketball Coaches Association's (WBCA) "Thirty Under 30" honorees in 2016, Nusseibeh led the Jaspers' defensive efforts which saw Manhattan rank among the top-five in the MAAC in scoring defense, blocked shots and turnovers forced in three-straight seasons. In her final year at Manhattan, the Jaspers ranked 17th nationally in scoring defense (56.3 points per game allowed), while ranking in the top-100 nationally in field goal percentage defense (75th), steals per game (76th), blocked shots per game (63rd) and turnovers forced (79th).

Nusseibeh was a part of the Bowling Green coaching staff for three seasons (2013-14 through 2015-16) and helped lead the Falcons to a 2013-14 Mid-American Conference regular season crown after the team went 30-5 overall and 17-1 in league play. She recruited and coached five All-MAC honorees, including an All-America selection, and she played a key role in helping Bowling Green earn three-straight WBCA Top-25 Team Academic Awards. Nusseibeh began her collegiate coaching career as a graduate assistant at Cincinnati, where she was the video coordinator, academic liaison and assisted in coaching the post players. She then spent two seasons at Holy Cross as an assistant coach where she also handled video operations and worked with the posts. Prior to beginning her collegiate coaching career, Nusseibeh completed internships with the WNBA's Atlanta Dream (2007) and Washington Mystics (2009), and worked with USA Basketball on preparing the U19 World University Games teams for competitions in Thailand and Serbia.

A member of the 2006 Patriot League All-Rookie Team, Nusseibeh played 116 career games at American, where she won a pair of league regular season titles as a member of the Eagles' program. She was a member of the program when it made a pair of WNIT appearances, the first two postseason berths in program history.

Nusseibeh earned her undergraduate degree in international relations/international business from American in 2009 and then went on to earn her MBA from Cincinnati in 2011.



### JARED ZEIDMAN

*1st season*



Zeidman joined Nusseibeh's coaching staff after spending the previous nine seasons as the associate head coach and recruiting coordinator at Union College in Schenectady, N.Y. Prior to his tenure at Union, Zeidman spent three seasons at Buffalo on the staff of then-Bulls and current Canisius men's basketball head coach **Reggie Witherspoon**. Zeidman graduated from Quinnipiac in 2008 with a degree in media studies before earning his master's in student affairs administration from Buffalo in 2011.

### BEN LOBER

*2nd season*



Lober is currently in his second season with the Canisius women's basketball program, serving as the team's Academic and Operations coach. Prior to arriving on Main Street, Lober was a student manager on the Michigan State women's basketball team for the 2018-19 season before being appointed the head manager for the 2019-20 season. Lober graduated from Michigan State in 2020 with a degree in economics.

### TAYLOR KENNEY

*2nd season at Canisius, 1st with program*



Kenney is in her second season at Canisius on the athletic training staff and in her first season with the women's basketball program. She served as the trainer for Canisius' men's soccer and club sports teams during the 2020-21 season. A graduate of SUNY Cortland, during her undergraduate studies, Kenney was an athletic training student with the school's football, men's and women's soccer, field hockey and men's lacrosse programs. She graduated with an athletic training degree from SUNY Cortland in 2019.



# 2021-22 CANISIUS WOMEN'S BASKETBALL GAME NOTES

## SHAUNAE BROWN (SHAW-NAY)

JUNIOR • GUARD • 5-5 • TORONTO, ONTARIO • J. ADDISON

### 2021-22 SEASON STATS

PPG	RPG	APG	FG%	3-FG%	FT%
7.5	2.3	2.6	31.8	30.5	57.9

### LAST APPEARANCE — AT SAINT PETER'S (1/20/22)

MIN	PTS	FG	3-FG	REB	AST
32:33	12	4-8	4-6	1	4

### 2021-22 • JUNIOR SEASON

• Recorded career-high four 3-pointers at Saint Peter's (Jan. 20) ... Scored 13 points with career-high seven rebounds in MAAC opener against Saint Peter's (Dec. 19) ... 11 points and six assists — tying single-game best — at Duquesne (Dec. 1) ... scored go-ahead basket with 13 seconds left in victory over Colgate (Nov. 20) ... netted career-high 16 points at St. Bonaventure (Nov. 17)

### 2020-21 • SOPHOMORE SEASON

• Started all five games during the pandemic-shortened season ... scored career-high 13 points, grabbed five boards and played 38 minutes at Marist (Dec. 12) ... averaged team-leading 36.8 minutes played per contest

### 2019-20 • FRESHMAN SEASON

• Played in 29 games, starting seven ... scored season-high 11 points on 5-for-8 shooting at Quinnipiac (Jan. 18) ... played season-high 28 minutes, going 3-of-4 from 3-point range at Iona (Feb. 27)

### BEFORE CANISIUS

• Played one season at J. Addison, averaged 16 points, six rebounds, five assists and two steals per game

### PERSONAL

• Born Aug. 31, 2001 ... majoring in human services

### 2021-22 SEASON STATS

OPPONENT	GS	MP	FG-A	PCT	3P-PA	PCT	FT-A	PCT	O-D-T	PF	A	TO	BLK	STL	PTS
at Buffalo (11/9)	*	31:24	1-11	.091	0-2	.000	0-0	—	2-0-2	2	2	4	0	0	2
at Binghamton (11/13)	*	25:58	2-10	.200	1-3	.333	0-0	—	1-2-3	4	1	8	0	2	5
at St. Bonaventure (11/17)	*	31:44	6-15	.400	3-8	.375	1-2	.500	0-2-2	0	3	1	0	2	16
COLGATE (11/20)	*	34:27	5-15	.333	1-7	.143	2-2	1.000	0-5-5	2	4	1	0	0	13
DETROIT MERCY (11/23)	*	16:15	1-5	.200	0-2	.000	0-0	—	0-0-0	0	2	2	0	0	2
ROBERT MORRIS (11/27)	*	32:25	1-6	.167	1-4	.250	1-4	.250	0-0-0	0	2	0	0	0	4
at Duquesne (12/1)	*	30:49	4-7	.571	3-5	.600	0-0	—	2-3-5	2	6	2	0	0	11
YOUNGSTOWN ST. (12/8)	*	35:33	3-8	.375	0-1	.000	2-4	.500	0-1-1	2	2	5	0	0	8
at UAlbany (12/15)	*	28:41	0-6	.000	0-5	.000	0-0	—	0-1-1	1	1	6	0	1	0
SAINT PETER'S (12/19)	*	32:19	4-10	.400	2-3	.667	3-4	.750	1-6-7	1	4	4	0	0	13
MANHATTAN (12/21)	*	24:10	5-10	.500	1-5	.200	0-0	—	0-2-2	1	3	1	0	0	11
NIAGARA (1/9)	*	31:15	2-8	.250	0-3	.000	2-3	.667	0-1-1	2	4	2	0	0	6
RIDER (1/13)	*	28:06	2-7	.286	0-2	.000	0-0	—	0-4-4	2	1	1	0	1	4
FAIRFIELD (1/15)	*	21:58	2-6	.333	2-3	.667	0-0	—	0-1-1	0	0	5	0	0	6
at Saint Peter's (1/20)	*	32:33	4-8	.500	4-6	.667	0-0	—	0-1-1	1	4	1	0	1	12
at Monmouth (1/22)															
at Marist (1/24)															
QUINNIPIAC (1/27)															
SIENA (1/29)															
at Iona (2/3)															
at Fairfield (2/5)															
at Quinnipiac (2/7)															
MONMOUTH (2/10)															
MARIST (2/12)															
at Manhattan (2/17)															
at Rider (2/19)															
at Siena (2/24)															
at Niagara (2/26)															
IONA (3/5)															



### CAREER HONORS

2020-21 MAAC All-Academic Team

### 2021-22 SEASON HIGHS

Points	16	at St. Bonaventure (11/17/21)
Field Goals	6	at St. Bonaventure (11/17/21)
Field Goal Att.	15 (2x), Last: vs. Colgate (11/20/21)	
3-PT Field Goals	4	at Saint Peter's (1/20/22)
3-PT Field Goal Att.	8	at St. Bonaventure (11/17/21)
Free Throws	3	vs. Saint Peter's (12/19/21)
Free Throw Att.	4 (3x), Last: vs. Saint Peter's (12/19/21)	
Rebounds	7	vs. Saint Peter's (12/19/21)
Assists	6	at Duquesne (12/1/21)
Blocks	—	—
Steals	2 (2x), Last: at St. Bona (11/17/21)	

### CAREER HIGHS

Points	16	at St. Bonaventure (11/17/21)
Field Goals	6	at St. Bonaventure (11/17/21)
Field Goal Att.	15 (2x), Last: vs. Colgate (11/20/21)	
3-PT Field Goal Att.	8 (2x), Last: at St. Bona (11/17/21)	
Free Throws	3	vs. Saint Peter's (12/19/21)
Free Throw Att.	5	at Saint Peter's (12/19/20)
Rebounds	7	vs. Saint Peter's (12/19/21)
Assists	6 (2x), Last: at Duquesne (12/1/21)	
Blocks	1	at Saint Peter's (12/19/20)
Steals	2 (4x), Last: at St. Bona (11/17/21)	

### MISCELLANEOUS

	FR	SO	JR	TOTAL
Double-Doubles	—	—	—	—
10+ Points	1	3	6	10
20+ Points	—	—	—	—
5+ Rebounds	—	1	3	4
10+ Rebounds	—	—	—	—
5+ Assists	—	1	1	2
2+ 3-PT Field Goals	1	3	5	9
2+ Steals	—	2	2	4
2+ Blocks	—	—	—	—
Led Team in Points	—	1	3	4
Led Team in Rebs.	—	1	1	2
Led Team in Assists	2	1	6	9
Led Team in Steals	—	2	2	4
Led Team in Blocks	—	1	—	1

### BROWN'S CAREER YEAR-BY-YEAR STATISTICS

SEASON	GP	GS	MIN	AVG	FG	FGA	PCT	3-FG	3-FGA	PCT	FT	FTA	PCT	OFF	DEF	TOT	AVG	PF	FO	AST	TO	BLK	STL	PTS	AVG
2019-20	29	7	430	14.8	38	98	.388	10	33	.303	0	0	.000	2	29	31	1.1	23	0	23	30	0	2	86	3.0
2020-21	5	5	184	36.8	17	53	.321	9	26	.346	5	9	.556	1	14	15	3.0	7	0	18	12	1	4	48	9.6
2021-22	15	15	438	29.2	42	132	.318	18	59	.305	11	19	.579	6	29	35	2.3	20	0	39	43	0	7	113	7.5
TOTALS	49	27	1052	21.5	97	283	.343	37	118	.314	16	28	.571	9	72	81	1.7	50	0	80	85	1	13	247	5.0



# 2021-22 CANISIUS WOMEN'S BASKETBALL GAME NOTES

## LYDIA GATTOZZI (GUH-TOE-ZEE)

FRESHMAN • GUARD • 5-10 • CHARDON, OHIO • BEAUMONT

### 2021-22 SEASON STATS

PPG	RPG	APG	FG%	3-FG%	FT%
6.6	2.3	0.9	35.1	24.2	75.8

### LAST APPEARANCE — AT SAINT PETER'S (1/20/22)

MIN	PTS	FG	FT	REB	AST
19:30	2	0-2	2-2	1	1

### 2021-22 • FRESHMAN SEASON

• Recorded scored season-highs in points (17) and rebounds (7) in first collegiate start against Niagara (Jan. 9) ... named MAAC Rookie of the Week after scoring then-season-high 15 points at Duquesne (Dec. 1) ... logged first multi-steal performance vs. Colgate (Nov. 20)

### BEFORE CANISIUS

• Played four seasons for Beaumont School earning four varsity letters ... Beaumont's all-time leading scorer with 1,496 points ... chosen to Division II All-Ohio Honorable Mention teams following freshman and sophomore campaigns for the Blue Streaks ... selected as a Division II All-Ohio Special Mention members at the conclusion of her junior and senior seasons

### PERSONAL

• Born Oct. 11, 2002 ... daughter of Nick and Stefani Gattozzi ... has a brother, Nick ... father played football at Allegheny College ... majoring in journalism

### 2021-22 SEASON STATS

OPPONENT	GS	MP	FG-A	PCT	3P-PA	PCT	FT-A	PCT	O-D-T	PF	A	TO	BLK	STL	PTS
at Buffalo (11/9)		28:33	2-8	.250	1-4	.250	0-2	.000	2-1-3	2	1	2	0	0	5
at Binghamton (11/13)		20:11	2-8	.250	0-1	.000	1-2	.500	0-3-3	1	0	3	0	0	5
at St. Bonaventure (11/17)		20:54	2-5	.400	0-1	.000	4-4	1.000	0-0-0	1	0	1	0	0	8
COLGATE (11/20)		24:39	3-10	.300	0-2	.000	2-3	.667	0-2-2	0	2	0	0	2	8
DETROIT MERCY (11/23)		19:55	0-4	.000	0-1	.000	2-2	1.000	0-2-2	0	2	3	0	0	2
ROBERT MORRIS (11/27)		16:24	1-5	.200	0-1	.000	1-2	.500	1-3-4	2	0	0	0	0	3
at Duquesne (12/1)		23:05	6-12	.500	3-7	.429	0-0	—	2-2-4	3	1	4	2	0	15
YOUNGSTOWN ST. (12/8)		24:29	3-8	.375	1-3	.333	2-2	1.000	2-1-3	3	0	0	0	0	9
at UAlbany (12/15)		18:57	1-6	.167	0-3	.000	0-0	—	0-1-1	3	1	1	1	1	2
SAINT PETER'S (12/19)		17:08	4-7	.571	2-4	.500	2-2	1.000	1-1-2	0	0	1	0	0	12
MANHATTAN (12/21)		18:52	1-1	1.000	1-1	1.000	4-6	.667	0-0-0	1	1	3	0	1	7
NIAGARA (1/9)	*	35:36	6-11	.545	0-1	.000	5-6	.833	4-3-7	4	1	3	0	0	17
RIDER (1/13)		15:09	1-4	.250	0-2	.000	0-0	—	0-2-2	1	1	2	0	0	2
FAIRFIELD (1/15)		18:22	1-3	.333	0-1	.000	0-0	—	1-0-1	1	2	1	0	0	2
at Saint Peter's (1/20)		19:30	0-2	.000	0-1	.000	2-2	1.000	0-1-1	1	1	4	0	1	2
at Monmouth (1/22)															
at Marist (1/24)															
QUINNIPIAC (1/27)															
SIENA (1/29)															
at Iona (2/3)															
at Fairfield (2/5)															
at Quinnipiac (2/7)															
MONMOUTH (2/10)															
MARIST (2/12)															
at Manhattan (2/17)															
at Rider (2/19)															
at Siena (2/24)															
at Niagara (2/26)															
IONA (3/5)															

### CAREER HONORS

MAAC Rookie of the Week (Dec. 6, 2021)

### SEASON / CAREER HIGHS

Points	17	vs. Niagara (1/9/22)
Field Goals	6	at Duquesne (12/1/21) vs. Niagara (1/9/22)
Field Goal Att.	12	at Duquesne (12/1/21)
3-PT Field Goals	3	at Duquesne (12/1/21)
3-PT Field Goal Att.	7	at Duquesne (12/1/21)
Free Throws	5	vs. Niagara (1/9/22)
Free Throw Att.	6	vs. Manhattan (12/21/21) vs. Niagara (1/9/22)
Rebounds	7	vs. Niagara (1/9/22)
Assists	2 (3x), Last: vs. Fairfield (1/15/22)	
Blocks	2	at Duquesne (12/1/21)
Steals	2	vs. Colgate (11/20/21)

### MISCELLANEOUS

	FR	TOTAL
Double-Doubles	—	—
10+ Points	3	3
20+ Points	—	—
5+ Rebounds	1	1
10+ Rebounds	—	—
5+ Assists	—	—
2+ 3-PT Field Goals	2	2
2+ Steals	1	1
2+ Blocks	1	1
Led Team in Points	1	1
Led Team in Rebs.	—	—
Led Team in Assists	1	1
Led Team in Steals	1	1
Led Team in Blocks	2	2

### GATTOZZI'S CAREER YEAR-BY-YEAR STATISTICS

SEASON	GP	GS	MIN	AVG	FG	FGA	PCT	3-FG	3-FGA	PCT	FT	FTA	PCT	OFF	DEF	TOT	AVG	PF	FO	AST	TO	BLK	STL	PTS	AVG
2021-22	15	1	322	21.4	33	94	.351	8	33	.242	25	33	.758	13	22	35	2.3	23	0	13	28	3	5	99	6.6
TOTALS	15	1	322	21.4	33	94	.351	8	33	.242	25	33	.758	13	22	35	2.3	23	0	13	28	3	5	99	6.6



# 2021-22 CANISIUS WOMEN'S BASKETBALL GAME NOTES



## ELLA VÄÄTÄNEN (VAH-TA-NIHN)

GRADUATE STUDENT • FORWARD • 6-1 • TUUSULA, FINLAND • MÄKELÄNRINNE / LIU

### 2021-22 SEASON STATS

PPG	RPG	BPG	FG%	3-FG%	FT%
3.1	2.8	1.1	24.7	19.4	33.3

### LAST APPEARANCE — AT SAINT PETER'S (1/20/22)

MIN	PTS	FG	3-FG	REB	BLK
11:58	0	0-3	0-2	0	0

### 2021-22 • GRADUATE SEASON

• Tied her season-high in assists (2) in loss against Fairfield (Jan. 15), while extending block streak to nine games ... scored season-high 10 points against Niagara (Jan. 9) ... scored eight points at UAlbany (Dec. 15) and tied career high in 3-point attempts (5)

### 2020-21 • SENIOR SEASON

• Appeared in all five games, making two starts during pandemic-shortened season ... finished with 13 points, three blocks and two steals

### BEFORE CANISIUS

• Played three seasons at Long Island University, logging 81 games played (27 starts) with the Sharks ... attended Mäkelänrinne High School in Helsinki and played club basketball at Helsinki Basketball Academy

### PERSONAL

• Born Dec. 5, 1997 ... daughter of Jari and Aija Väättänen ... has a brother, Arttu ... received her bachelor's degree in communications ... currently pursuing her master's in sport administration

### 2021-22 SEASON HIGHS

Points	10	vs. Niagara (1/9/22)
Field Goals	4	vs. Niagara (1/9/22)
Field Goal Att.	9	vs. Niagara (1/9/22)
3-PT Field Goals	2	at UAlbany (12/15/21)
3-PT Field Goal Att.	5	vs. Niagara (1/9/22)
Free Throws	2	at UAlbany (12/15/21)
Free Throw Att.	4	vs. Manhattan (12/21/21)
Rebounds	5	at Binghamton (11/13/21)
Assists	2	vs. Rider (1/13/22)
Blocks	3	at UAlbany (12/15/21)
Steals	2 (3x), Last: vs. Manhattan (12/21/21)	

### CAREER HIGHS

Points	11	vs. UC Irvine (11/23/18)*
Field Goals	5	vs. UC Irvine (11/23/18)*
Field Goal Att.	12	at Grand Canyon (11/24/18)*
3-PT Field Goals	2 (5x), Last: vs. Niagara (1/9/22)	
3-PT Field Goal Att.	5 (3x), Last: at UAlbany (12/15/21)	
Free Throws	2 (6x), Last: vs. Manhattan (12/21/21)	
Free Throw Att.	4 (3x), Last: vs. Ytown State (12/8/21)	
Rebounds	7	vs. Wagner (2/9/19)*
Assists	3 (3x), Last: vs. Sacred Heart (2/18/19)*	
Blocks	4	vs. Mount St. Mary's (2/11/19)*
Steals	3	vs. Mount St. Mary's (2/11/19)*

Note: \* - Denotes career highs set at LIU

### MISCELLANEOUS

	FR	SO	JR	SR	GR	TOT
Double-Doubles	—	—	—	—	—	—
10+ Points	—	1	—	—	1	2
20+ Points	—	—	—	—	—	—
5+ Rebounds	1	5	—	—	2	8
10+ Rebounds	—	—	—	—	—	—
5+ Assists	—	—	—	—	—	—
2+ 3-PT Field Goals	1	2	—	—	2	5
2+ Steals	3	7	1	—	3	14
2+ Blocks	2	7	2	—	4	15
Led Team in Points	—	—	—	—	—	—
Led Team in Rebs.	—	1	—	—	—	1
Led Team in Assists	—	—	—	—	1	1
Led Team in Steals	2	4	—	1	2	9
Led Team in Blocks	2	10	4	2	6	24

Shaded columns denote seasons at LIU

### 2021-22 SEASON STATS

OPPONENT	GS	MP	FG-A	PCT	3P-PA	PCT	FT-A	PCT	O-D-T	PF	A	TO	BLK	STL	PTS
at Buffalo (11/9)	*	14:40	0-5	.000	0-2	.000	0-0	—	0-3-3	4	1	2	0	0	0
at Binghamton (11/13)	*	28:08	0-3	.000	0-1	.000	0-0	—	2-3-5	2	1	1	0	2	0
at St. Bonaventure (11/17)	*	21:25	2-5	.400	1-3	.333	0-0	—	2-1-3	2	0	3	1	0	5
COLGATE (11/20)	*	15:04	1-3	.333	1-3	.333	0-0	—	0-2-2	2	1	2	0	1	3
DETROIT MERCY (11/23)	*	12:32	1-3	.333	1-3	.333	0-2	.000	0-2-2	1	0	0	0	0	3
ROBERT MORRIS (11/27)	*	23:00	1-3	.333	0-2	.000	0-0	—	0-0-0	1	1	1	1	1	2
at Duquesne (12/1)	*	23:35	1-5	.200	0-2	.000	0-0	—	1-2-3	1	1	0	1	1	2
YOUNGSTOWN ST. (12/8)	*	21:40	2-3	.667	0-1	.000	1-4	.250	2-2-4	5	0	3	2	0	5
at UAlbany (12/15)	*	25:21	3-7	.429	2-5	.400	0-0	—	1-1-2	2	2	2	1	0	8
SAINT PETER'S (12/19)	*	24:57	1-6	.167	0-2	.000	0-0	—	2-0-2	1	1	3	2	2	2
MANHATTAN (12/21)	*	25:54	0-4	.000	0-3	.000	2-3	.667	1-3-4	2	0	3	3	2	2
NIAGARA (1/9)	*	29:34	4-9	.444	2-4	.500	0-1	.000	1-3-4	4	0	2	1	1	10
RIDER (1/13)	*	28:05	2-8	.250	0-3	.000	1-2	.500	1-4-5	4	0	2	3	1	5
FAIRFIELD (1/15)	*	21:38	0-6	.000	0-0	—	0-0	—	1-2-3	1	2	1	1	0	0
at Saint Peter's (1/20)	*	11:58	0-3	.000	0-2	.000	0-0	—	0-0-0	2	0	1	0	0	0
at Monmouth (1/22)															
at Marist (1/24)															
QUINNIPIAC (1/27)															
SIENA (1/29)															
at Iona (2/3)															
at Fairfield (2/5)															
at Quinnipiac (2/7)															
MONMOUTH (2/10)															
MARIST (2/12)															
at Manhattan (2/17)															
at Rider (2/19)															
at Siena (2/24)															
at Niagara (2/26)															
IONA (3/5)															

### VÄÄTÄNEN'S CAREER YEAR-BY-YEAR STATISTICS

SEASON	GP	GS	MIN	AVG	FG	FGA	PCT	3-FG	3-FGA	PCT	FT	FTA	PCT	OFF	DEF	TOT	AVG	PF	FO	AST	TO	BLK	STL	PTS	AVG
2017-18	30	2	295	9.8	13	55	.236	6	33	.182	3	11	.273	13	19	32	1.1	36	0	4	28	8	13	35	1.2
2018-19	29	22	687	23.7	40	121	.331	11	55	.200	11	24	.458	19	56	75	2.6	70	0	19	48	25	20	102	3.5
2019-20	22	3	199	9.1	14	43	.326	0	10	.000	4	5	.800	9	13	22	1.0	28	0	7	15	7	7	32	1.5
2020-21	5	2	106	21.2	6	22	.273	1	8	.125	0	0	.000	3	8	11	2.2	15	0	0	9	3	2	13	2.6
2021-22	15	15	328	21.8	18	73	.247	7	36	.194	4	12	.333	14	28	42	2.8	34	1	10	26	16	11	47	3.1
TOTALS	101	44	1615	16.0	91	314	.290	25	142	.176	22	52	.423	58	124	182	1.8	183	1	40	126	59	53	229	2.3

Gray shaded lines denote time spent at LIU



# 2021-22 CANISIUS WOMEN'S BASKETBALL GAME NOTES



## HANNAH DOLAN (DOH-LIN)

• GUARD • 5-10 • WILLIAMSVILLE, N.Y. • WILLIAMSVILLE SOUTH / NORTHFIELD MOUNT HERMON

### 2021-22 SEASON STATS

PPG	RPG	APG	FG%	3-FG%	FT%
-	-	-	-	-	-

### LAST APPEARANCE — NONE

MIN	PTS	FG	3-FG	REB	AST
-	-	-	-	-	-

### BEFORE CANISIUS

• Attended Northfield Mount Hermon for a post-grad year after playing five seasons at Williamsville South High School ... named an All-Western New York selection following her senior year in 2019-20 after logging 14 points, six assists, 3.8 steals and 3.3 rebounds per game

### PERSONAL

• Born March 14, 2002 ... daughter of Michael and Kristen Dolan, both of whom are Canisius alumni ... has two brothers, Graham and Greg, and a sister, Gretchen ... mother played basketball at Canisius from 1987-91 ... brother, Greg, is currently on Cornell's men's basketball team ... currently enrolled in pathfinders

### SEASON / CAREER HIGHS

Points	-
Field Goals	-
Field Goal Att.	-
3-PT Field Goals	-
3-PT Field Goal Att.	-
Free Throws	-
Free Throw Att.	-
Rebounds	-
Assists	-
Blocks	-
Steals	-

### MISCELLANEOUS

	FR	TOTAL
Double-Doubles	-	-
10+ Points	-	-
20+ Points	-	-
5+ Rebounds	-	-
10+ Rebounds	-	-
5+ Assists	-	-
2+ 3-PT Field Goals	-	-
2+ Steals	-	-
2+ Blocks	-	-
Led Team in Points	-	-
Led Team in Rebs.	-	-
Led Team in Assists	-	-
Led Team in Steals	-	-
Led Team in Blocks	-	-

### 2021-22 SEASON STATS

OPPONENT	GS	MP	FG-A	PCT	3P-PA	PCT	FT-A	PCT	O-D-T	PF	A	TO	BLK	STL	PTS
at Buffalo (11/9)															---
at Binghamton (11/13)															---
at St. Bonaventure (11/17)															---
COLGATE (11/20)															---
DETROIT MERCY (11/23)															---
ROBERT MORRIS (11/27)															---
at Duquesne (12/1)															---
YOUNGSTOWN ST. (12/8)															---
at UAlbany (12/15)															---
SAINT PETER'S (12/19)															---
MANHATTAN (12/21)															---
NIAGARA (1/9)															---
RIDER (1/13)															---
FAIRFIELD (1/15)															---
at Saint Peter's (1/20)															---
at Monmouth (1/22)															---
at Marist (1/24)															---
QUINNIPIAC (1/27)															---
SIENA (1/29)															---
at Iona (2/3)															---
at Fairfield (2/5)															---
at Quinnipiac (2/7)															---
MONMOUTH (2/10)															---
MARIST (2/12)															---
at Manhattan (2/17)															---
at Rider (2/19)															---
at Siena (2/24)															---
at Niagara (2/26)															---
IONA (3/5)															---

### DOLAN'S CAREER YEAR-BY-YEAR STATISTICS

SEASON	GP	GS	MIN	AVG	FG	FGA	PCT	3-FG	3-FGA	PCT	FT	FTA	PCT	OFF	DEF	TOT	AVG	PF	FO	AST	TO	BLK	STL	PTS	AVG
2021-22	0	0	0	0.0	0	0	.000	0	0	.000	0	0	.000	0	0	0	0.0	0	0	0	0	0	0	0	0.0
TOTAL	0	0	0	0.0	0	0	.000	0	0	.000	0	0	.000	0	0	0	0.0	0	0	0	0	0	0	0	0.0



# 2021-22 CANISIUS WOMEN'S BASKETBALL GAME NOTES



## ATHINA LEXA (UH-THEEN-UH LEHK-SUH)

FRESHMAN • GUARD • 5-9 • THESSALONIKI, GREECE • HELLENIC COLLEGE OF THESSALONIKI

### 2021-22 SEASON STATS

PPG	RPG	APG	FG%	3-FG%	FT%
3.5	1.3	0.5	41.3	26.1	50.0

### LAST APPEARANCE — AT SAINT PETER'S (1/20/22)

MIN	PTS	FG	3-FG	REB	AST
24:43	14	6-12	2-6	4	1

### 2021-22 • FRESHMAN SEASON

• Posted season-highs in points (14), field goals (6), made 3-pointers (2) and rebounds (4) at Saint Peter's (Jan. 20) ... recorded season-high three assists vs. Detroit Mercy (Nov. 23)

### BEFORE CANISIUS

• Played four seasons for Hellenic College of Thessaloniki prior to arriving at Canisius ... averaged 20 points per game in her prep career ... competed with Greek Women's U16 and U18 National Teams at the FIBA European Championships ... participated in training camp with Greek Women's National Team for 2020 Summer Olympics in Tokyo

### PERSONAL

• Born April 3, 2002 ... daughter of Kostas and Natasha Lexa ... has two brothers, Konstantinos and Filipp ... majoring in health and wellness

### SEASON / CAREER HIGHS

Points	14	at Saint Peter's (1/20/22)
Field Goals	6	at Saint Peter's (1/20/22)
Field Goal Att.	12	at Saint Peter's (1/20/22)
3-PT Field Goals	2	at Saint Peter's (1/20/22)
3-PT Field Goal Att.	6	at Saint Peter's (1/20/22)
Free Throws	2	vs. Colgate (11/20/21)
Free Throw Att.	2	vs. Colgate (11/20/21)
Rebounds	4	at Saint Peter's (1/20/22)
Assists	3	vs. Detroit Mercy (11/23/21)
Blocks	1	at St. Bonaventure (11/17/21)
Steals	2	vs. Robert Morris (11/27/21)

### MISCELLANEOUS

	FR	TOTAL
Double-Doubles	—	—
10+ Points	1	1
20+ Points	—	—
5+ Rebounds	—	—
10+ Rebounds	—	—
5+ Assists	—	—
2+ 3-PT Field Goals	1	1
2+ Steals	1	1
2+ Blocks	—	—
Led Team in Points	1	1
Led Team in Rebs.	—	—
Led Team in Assists	2	2
Led Team in Steals	1	1
Led Team in Blocks	1	1

### 2021-22 SEASON STATS

OPPONENT	GS	MP	FG-A	PCT	3P-PA	PCT	FT-A	PCT	O-D-T	PF	A	TO	BLK	STL	PTS
at Buffalo (11/9)									---	DID NOT PLAY (INJURED) ---					
at Binghamton (11/13)									---	DID NOT PLAY (INJURED) ---					
at St. Bonaventure (11/17)		16:04	1-3	.333	0-1	.000	0-0	—	0-2-2	3	0	6	1	1	2
COLGATE (11/20)		10:13	1-1	1.000	1-1	1.000	2-2	1.000	0-2-2	3	0	2	0	0	5
DETROIT MERCY (11/23)		23:01	1-3	.333	0-2	.000	0-0	—	0-0-0	2	3	1	0	1	2
ROBERT MORRIS (11/27)		10:01	2-2	1.000	0-0	—	0-0	—	0-1-1	2	0	3	0	2	4
at Duquesne (12/1)		20:49	0-3	.000	0-2	.000	0-0	—	0-0-0	0	1	3	0	0	0
YOUNGSTOWN ST. (12/8)		7:47	0-1	.000	0-1	.000	0-0	—	0-1-1	1	0	3	0	0	0
at UAlbany (12/15)		6:48	0-0	—	0-0	—	0-0	—	0-0-0	0	0	0	0	0	0
SAINT PETER'S (12/19)		7:59	0-0	—	0-0	—	0-0	—	0-1-1	3	0	0	0	0	0
MANHATTAN (12/21)		19:27	4-8	.500	1-4	.250	0-2	.000	0-1-1	1	0	4	0	0	9
NIAGARA (1/9)		32:16	2-8	.250	1-4	.250	0-0	—	0-3-3	4	0	1	0	0	5
RIDER (1/13)		6:47	0-1	.000	0-1	.000	0-0	—	0-0-0	1	0	2	0	0	0
FAIRFIELD (1/15)		18:31	2-4	.500	1-1	1.000	0-0	—	0-2-2	1	2	2	0	1	5
at Saint Peter's (1/20)		24:43	6-12	.500	2-6	.333	0-0	—	3-1-4	2	1	2	1	1	14
at Monmouth (1/22)															
at Marist (1/24)															
QUINNIPIAC (1/27)															
SIENA (1/29)															
at Iona (2/3)															
at Fairfield (2/5)															
at Quinnipiac (2/7)															
MONMOUTH (2/10)															
MARIST (2/12)															
at Manhattan (2/17)															
at Rider (2/19)															
at Siena (2/24)															
at Niagara (2/26)															
IONA (3/5)															

### LEXA'S CAREER YEAR-BY-YEAR STATISTICS

SEASON	GP	GS	MIN	AVG	FG	FGA	PCT	3-FG	3-FGA	PCT	FT	FTA	PCT	OFF	DEF	TOT	AVG	PF	FO	AST	TO	BLK	STL	PTS	AVG
2021-22	13	0	204	15.7	19	46	.413	6	23	.261	2	4	.500	3	14	17	1.3	23	0	7	29	2	6	46	3.5
TOTALS	13	0	204	15.7	19	46	.413	6	23	.261	2	4	.500	3	14	17	1.3	23	0	7	29	2	6	46	3.5



# 2021-22 CANISIUS WOMEN'S BASKETBALL GAME NOTES



## XANTHIPPI KARATASIOU

(ZAN-THIPP-EE CARE-UH-TAAS-YOU)

FRESHMAN • GUARD • 5-9 • KATERINI, GREECE • HIGH SCHOOL OF KONTARIOTISSA

### 2021-22 SEASON STATS

PPG	RPG	APG	FG%	3-FG%	FT%
0.0	0.5	0.0	—	—	—

### LAST APPEARANCE — AT BINGHAMTON (11/13/21)

MIN	PTS	FG	3-FG	REB	AST
0:07	0	0-0	0-0	0	0

### 2021-22 • FRESHMAN SEASON

- Recorded a steal and a rebound in her collegiate debut at Buffalo (Nov. 9)

### BEFORE CANISIUS

- Played five seasons of club basketball with Pierikos Arhelaos ... participated in the Panhellenic Tournament on three occasions ... competed with the U16 Greek National Team at the FIBA European Championship ... a three-time participant at Greece's U18 Championship

### PERSONAL

- Born June 3, 2003 ... daughter of Asterios Karatasios and Georgia Katsara ... has one brother, Angelos Karatasios, who plays soccer professionally with Diagoras in Greece's Super League 2 ... majoring in sports & exercise health care

### SEASON / CAREER HIGHS

Points	—	—
Field Goals	—	—
Field Goal Att.	—	—
3-PT Field Goals	—	—
3-PT Field Goal Att.	—	—
Free Throws	—	—
Free Throw Att.	—	—
Rebounds	1	at Buffalo (11/9/21)
Assists	—	—
Blocks	—	—
Steals	1	at Buffalo (11/9/21)

### MISCELLANEOUS

	FR	TOTAL
Double-Doubles	—	—
10+ Points	—	—
20+ Points	—	—
5+ Rebounds	—	—
10+ Rebounds	—	—
5+ Assists	—	—
2+ 3-PT Field Goals	—	—
2+ Steals	—	—
2+ Blocks	—	—
Led Team in Points	—	—
Led Team in Rebs.	—	—
Led Team in Assists	—	—
Led Team in Steals	—	—
Led Team in Blocks	—	—

### 2021-22 SEASON STATS

OPPONENT	GS	MP	FG-A	PCT	3P-PA	PCT	FT-A	PCT	O-D-T	PF	A	TO	BLK	STL	PTS
at Buffalo (11/9)		17:54	0-0	---	0-0	---	0-0	---	0-1-1	3	0	2	0	1	0
at Binghamton (11/13)		0:07	0-0	—	0-0	—	0-0	—	0-0-0	1	0	0	0	0	0
at St. Bonaventure (11/17)															
COLGATE (11/20)															
DETROIT MERCY (11/23)															
ROBERT MORRIS (11/27)															
at Duquesne (12/1)															
YOUNGSTOWN ST. (12/8)															
at UAlbany (12/15)															
SAINT PETER'S (12/19)															
MANHATTAN (12/21)															
NIAGARA (1/9)															
RIDER (1/13)															
FAIRFIELD (1/15)															
at Saint Peter's (1/20)															
at Monmouth (1/22)															
at Marist (1/24)															
QUINNIPIAC (1/27)															
SIENA (1/29)															
at Iona (2/3)															
at Fairfield (2/5)															
at Quinnipiac (2/7)															
MONMOUTH (2/10)															
MARIST (2/12)															
at Manhattan (2/17)															
at Rider (2/19)															
at Siena (2/24)															
at Niagara (2/26)															
IONA (3/5)															

### KARATASIOU'S CAREER YEAR-BY-YEAR STATISTICS

SEASON	GP	GS	MIN	AVG	FG	FGA	PCT	3-FG	3-FGA	PCT	FT	FTA	PCT	OFF	DEF	TOT	AVG	PF	FO	AST	TO	BLK	STL	PTS	AVG
2021-22	2	0	18	9.0	0	0	.000	0	0	.000	0	0	.000	0	1	1	1.0	4	0	0	2	0	1	0	0.0
TOTAL	2	0	18	9.0	0	0	.000	0	0	.000	0	0	.000	0	1	1	1.0	4	0	0	2	0	1	0	0.0



# 2021-22 CANISIUS WOMEN'S BASKETBALL GAME NOTES

## DANI HASKELL (HASS-KULL)

SOPHOMORE • GUARD • 5-6 • FRANKLINVILLE, N.Y. • FRANKLINVILLE

### 2021-2 SEASON STATS

PPG	RPG	APG	FG%	3-FG%	FT%
14.2	4.0	2.5	34.5	27.2	83.3

### LAST APPEARANCE — AT SAINT PETER'S (1/20/22)

MIN	PTS	FG	3-FG	REB	STL
29:59	5	1-6	1-3	3	3

### 2021-22 • SOPHOMORE SEASON

• Recorded career-high 27 points along with single-game best four steals vs. Niagara (Jan. 9), while tying career-highs in rebounds (7) and assists (4) ... has 10+ points in 13 of 15 games this season

### 2020-21 • FRESHMAN SEASON

• Started all five games during her rookie season, averaging 34 minutes per contest ... led Canisius in scoring with 56 total points and 11.4 points per game ... opened season with 12-point game against crosstown rival Buffalo (Dec. 6) ... scored season-high 19 points at Marist (Dec. 12) ... nearly perfect at the free-throw line, going 16-for-17 at the charity stripe

### BEFORE CANISIUS

• Played six seasons at Franklinville High School, earning six varsity letters ... concluded high school career with 3,227 points — the second-most by a female in New York State (Caryn Schoff — 1989-95 — 3,548 points at St. Johnsville) ... holds record for most points by a Western New York player (male or female) ... made 467 three-pointers during high school career ... named New York State Class D MVP in 2018 and 2019 and earned First Team honors in 2020 ... three-time All-Western New York honoree, highlighted by Player of the Year honors in 2019 ... four-time Big 30 Player of the Year ... averaged 31.0 points and 6.1 rebounds per contest during senior campaign

### PERSONAL

• Born Sept. 5, 2002 ... daughter of Jeff and Jill Haskell ... has a brother, Josh, and a sister, Ally ... father played college basketball at RIT, mother played basketball at Houghton ... sister plays softball at St. Bonaventure ... majoring in integrated marketing communications

### 2021-22 SEASON STATS

OPPONENT	GS	MP	FG-A	PCT	3P-PA	PCT	FT-A	PCT	O-D-T	PF	A	TO	BLK	STL	PTS
at Buffalo (11/9)	*	30:44	5-14	.357	1-8	.125	2-2	100.0	0-7-7	2	2	8	0	3	13
at Binghamton (11/13)	*	38:05	9-19	.474	2-10	.200	5-6	.833	1-4-5	0	4	9	0	2	25
at St. Bonaventure (11/17)	*	31:59	3-12	.250	1-7	.143	0-2	.000	0-3-3	2	2	2	0	0	7
COLGATE (11/20)	*	29:34	4-12	.333	2-5	.400	0-0	—	0-3-3	2	2	6	0	1	10
DETROIT MERCY (11/23)	*	31:12	5-15	.333	5-12	.417	9-10	.900	2-1-3	2	1	2	0	1	24
ROBERT MORRIS (11/27)	*	35:49	6-16	.375	2-8	.250	4-4	1.000	2-5-7	1	3	1	0	1	18
at Duquesne (12/1)	*	29:22	5-16	.313	0-7	.000	2-2	1.000	1-1-2	2	3	1	0	2	12
YOUNGSTOWN ST. (12/8)	*	24:48	4-6	.667	1-3	.333	5-5	1.000	0-5-5	4	3	2	0	2	14
at UAlbany (12/15)	*	31:30	4-13	.308	2-7	.286	1-1	1.000	1-4-5	0	4	2	0	1	11
SAINT PETER'S (12/19)	*	34:47	3-16	.188	2-10	.200	2-2	1.000	1-1-2	2	2	4	0	0	10
MANHATTAN (12/21)	*	32:30	6-17	.353	4-11	.364	1-2	.500	2-2-4	1	4	3	1	2	17
NIAGARA (1/9)	*	37:57	9-17	.529	4-7	.571	5-8	.625	2-5-7	2	4	7	0	4	27
RIDER (1/13)	*	33:44	3-14	.214	2-8	.250	2-2	1.000	0-1-1	1	3	2	0	0	10
FAIRFIELD (1/15)	*	30:36	4-13	.308	2-8	.250	0-0	—	0-3-3	4	0	2	1	0	10
at Saint Peter's (1/20)	*	29:59	1-6	.167	1-3	.333	2-2	1.000	1-2-3	1	1	4	0	3	5
at Monmouth (1/22)															
at Marist (1/24)															
QUINNIPIAC (1/27)															
SIENA (1/29)															
at Iona (2/3)															
at Fairfield (2/5)															
at Quinnipiac (2/7)															
MONMOUTH (2/10)															
MARIST (2/12)															
at Manhattan (2/17)															
at Rider (2/19)															
at Siena (2/24)															
at Niagara (2/26)															
IONA (3/5)															



### 2021-22 SEASON HIGHS

Points	27	vs. Niagara (1/9/22)
Field Goals	9	at Binghamton (11/13/21) vs. Niagara (1/9/22)
Field Goal Att.	19	at Binghamton (11/13/21)
3-PT Field Goals	5	vs. Detroit Mercy (11/23/21)
3-PT Field Goal Att.	12	vs. Detroit Mercy (11/23/21)
Free Throws	9	vs. Detroit Mercy (11/23/21)
Free Throw Att.	10	vs. Detroit Mercy (11/23/21)
Rebounds	7 (3x)	Last: vs. Niagara (1/9/22)
Assists	4 (4x)	Last: vs. Niagara (1/9/22)
Blocks	1	vs. Fairfield (1/15/22)
Steals	4	vs. Niagara (1/9/22)

### CAREER HIGHS

Points	27	vs. Niagara (1/9/22)
Field Goals	9	at Binghamton (11/13/21) vs. Niagara (1/9/22)
Field Goal Att.	19	at Binghamton (11/13/21)
3-PT Field Goals	5	vs. Detroit Mercy (11/23/21)
3-PT Field Goal Att.	12	vs. Detroit Mercy (11/23/21)
Free Throws	9	vs. Detroit Mercy (11/23/21)
Free Throw Att.	10	vs. Detroit Mercy (11/23/21)
Rebounds	7 (3x)	Last: vs. Niagara (1/9/22)
Assists	4 (5x)	Last: vs. Niagara (1/9/22)
Blocks	1	vs. Manhattan (12/21/21)
Steals	4	vs. Niagara (1/9/22)

### MISCELLANEOUS

	FR	SO	TOTAL
Double-Doubles	—	—	—
10+ Points	3	13	16
20+ Points	—	3	3
5+ Rebounds	—	6	6
10+ Rebounds	—	—	—
5+ Assists	—	—	—
2+ 3-PT Field Goals	3	9	12
2+ Steals	2	7	9
2+ Blocks	—	—	—
Led Team in Points	3	8	11
Led Team in Rebs.	—	1	1
Led Team in Assists	1	7	8
Led Team in Steals	1	6	7
Led Team in Blocks	—	1	1

### HASKELL'S CAREER YEAR-BY-YEAR STATISTICS

SEASON	GP	GS	MIN	AVG	FG	FGA	PCT	3-FG	3-FGA	PCT	FT	FTA	PCT	OFF	DEF	TOT	AVG	PF	FO	AST	TO	BLK	STL	PTS	AVG
2020-21	5	5	168	33.7	16	58	.276	9	36	.250	16	17	.941	3	10	13	2.6	10	0	12	5	0	5	57	11.4
2021-22	15	15	483	32.2	71	206	.345	31	114	.272	40	48	.833	13	47	60	4.0	26	0	38	55	2	22	213	14.2
TOTALS	20	20	651	32.5	87	264	.330	40	150	.267	56	65	.862	16	57	73	3.7	36	0	50	60	2	27	270	13.5



# 2021-22 CANISIUS WOMEN'S BASKETBALL GAME NOTES

## ÈLIA PÁEZ (EH-LEE-UH PIES)

FRESHMAN • GUARD • 5-9 • SABADELL, SPAIN • ESCOLA PIA SABADELL

### 2021-22 SEASON STATS

PPG	RPG	APG	FG%	3-FG%	FT%
-	-	-	-	-	-

### LAST APPEARANCE — NONE

MIN	PTS	FG	3-FG	REB	AST
-	-	-	-	-	-

### BEFORE CANISIUS

- Played three years of club basketball with Basket Almeda, earning the 2021 Catalonia Championship

### PERSONAL

- Born Sept. 19, 2003 ... daughter of Damia Páez and Eva Freixas ... has two siblings, a brother, Damia, and a sister, Claudia ... majoring in health and wellness



### SEASON / CAREER HIGHS

Points	-
Field Goals	-
Field Goal Att.	-
3-PT Field Goals	-
3-PT Field Goal Att.	-
Free Throws	-
Free Throw Att.	-
Rebounds	-
Assists	-
Blocks	-
Steals	-

### MISCELLANEOUS

	FR	TOTAL
Double-Doubles	-	-
10+ Points	-	-
20+ Points	-	-
5+ Rebounds	-	-
10+ Rebounds	-	-
5+ Assists	-	-
2+ 3-PT Field Goals	-	-
2+ Steals	-	-
2+ Blocks	-	-
Led Team in Points	-	-
Led Team in Rebs.	-	-
Led Team in Assists	-	-
Led Team in Steals	-	-
Led Team in Blocks	-	-

### 2021-22 SEASON STATS

OPPONENT	GS	MP	FG-A	PCT	3P-PA	PCT	FT-A	PCT	O-D-T	PF	A	TO	BLK	STL	PTS
at Buffalo (11/9)															---
at Binghamton (11/13)															---
at St. Bonaventure (11/17)															---
COLGATE (11/20)															---
DETROIT MERCY (11/23)															---
ROBERT MORRIS (11/27)															---
at Duquesne (12/1)															---
YOUNGSTOWN ST. (12/8)															---
at UAlbany (12/15)															---
SAINT PETER'S (12/19)															---
MANHATTAN (12/21)															---
NIAGARA (1/9)															---
RIDER (1/13)															---
FAIRFIELD (1/15)															---
at Saint Peter's (1/20)															---
at Monmouth (1/22)															---
at Marist (1/24)															---
QUINNIPIAC (1/27)															---
SIENA (1/29)															---
at Iona (2/3)															---
at Fairfield (2/5)															---
at Quinnipiac (2/7)															---
MONMOUTH (2/10)															---
MARIST (2/12)															---
at Manhattan (2/17)															---
at Rider (2/19)															---
at Siena (2/24)															---
at Niagara (2/26)															---
IONA (3/5)															---

### PAEZ'S CAREER YEAR-BY-YEAR STATISTICS

SEASON	GP	GS	MIN	AVG	FG	FGA	PCT	3-FG	3-FGA	PCT	FT	FTA	PCT	OFF	DEF	TOT	AVG	PF	FO	AST	TO	BLK	STL	PTS	AVG
2021-22	0	0	0	0.0	0	0	.000	0	0	.000	0	0	.000	0	0	0	0.0	0	0	0	0	0	0	0	0.0
TOTAL	0	0	0	0.0	0	0	.000	0	0	.000	0	0	.000	0	0	0	0.0	0	0	0	0	0	0	0	0.0



# 2021-22 CANISIUS WOMEN'S BASKETBALL GAME NOTES



## JANE McCAULEY (MUH-KAHL-LEE)

JUNIOR • GUARD • 5-9 • NEW ROCHELLE, N.Y. • THE URSULINE SCHOOL / VERMONT

### 2021-22 SEASON STATS

PPG	RPG	APG	FG%	3-FG%	FT%
5.5	0.0	0.5	58.3	58.3	50.0

### LAST APPEARANCE — VS. BUCKNELL (11/28/21)

MIN	PTS	FG	3-FG	REB	AST
0:48	0	0-0	0-0	0	0

### BEFORE CANISIUS

• Played three seasons at Vermont, logging 28 games played with the Catamounts, making 40 percent of 3-point attempts (22-of-55) ... shot 38.1 percent from the floor (24-for-63) ... four-year letterwinner at The Ursuline School ... averaged nine points, two rebounds and two assists per game in senior year ... two-time Basketball All-League and All-Section I honoree in 2017-18 and 2018-19 ... also won two Basketball League Championships (2016-17 and 2017-18) ... also was a four-year letterwinner on the softball diamond

### PERSONAL

• Born Oct. 25, 2001 ... majoring in marketing

### 2021-22 SEASON HIGHS

Points	16	at Marist (11/14/21)
Field Goals	5	at Marist (11/14/21)
Field Goal Att.	8	at Marist (11/14/21)
3-PT Field Goals	5	at Marist (11/14/21)
3-PT Field Goal Att.	8	at Marist (11/14/21)
Free Throws	1	at Marist (11/14/21)
Free Throw Att.	2	at Marist (11/14/21)
Rebounds	—	—
Assists	1	vs. Merrimack (11/9/21) vs. Brown (11/27/21)
Blocks	—	—
Steals	1	vs. Brown (11/27/21)

Note: \* - Denotes career highs set at Vermont

### CAREER HIGHS

Points	16	at Marist (11/14/21)*
Field Goals	5	at Marist (11/14/21)*
Field Goal Att.	8	at Marist (11/14/21)*
3-PT Field Goals	5	at Marist (11/14/21)*
3-PT Field Goal Att.	8	at Marist (11/14/21)*
Free Throws	1	at Marist (11/14/21)*
Free Throw Att.	2	at Marist (11/14/21)*
Rebounds	2	at Maine (3/4/20)*
Assists	2	vs. Canisius (12/7/19)*
Blocks	—	—
Steals	1	(3x), Last: vs. Brown (11/27/21)*

Note: \* - Denotes career highs set at Vermont

### MISCELLANEOUS

	FR	SO	JR	TOTAL
Double-Doubles	—	—	—	—
10+ Points	—	—	1	1
20+ Points	—	—	—	—
5+ Rebounds	—	—	—	—
10+ Rebounds	—	—	—	—
5+ Assists	—	—	—	—
2+ 3-PT Field Goals	3	—	2	5
2+ Steals	—	—	—	—
2+ Blocks	—	—	—	—
Led Team in Points	—	—	1	1
Led Team in Rebs.	—	—	—	—
Led Team in Assists	—	—	—	—
Led Team in Steals	1	—	—	1
Led Team in Blocks	—	—	—	—

Shaded columns denote seasons at Vermont

### 2021-22 SEASON STATS (AT VERMONT)

OPPONENT	GS	MP	FG-A	PCT	3P-PA	PCT	FT-A	PCT	O-D-T	PF	A	TO	BLK	STL	PTS
MERRIMACK (11/9)		4:19	0-1	.000	0-1	.000	0-0	---	0-0-0	0	1	0	0	0	0
vs. American (11/13)									---	DID NOT PLAY (COACH'S DECISION) ---					
at Marist (11/14)		11:24	5-8	.625	5-8	.625	1-2	.500	0-0-0	1	0	1	0	0	16
at Navy (11/20)									---	DID NOT PLAY (COACH'S DECISION) ---					
BROWN (11/27)		11:50	2-3	.667	2-3	.667	0-0	---	0-0-0	0	1	1	0	1	6
BUCKNELL (11/28)		0:48	0-0	---	0-0	---	0-0	---	0-0-0	0	0	0	0	0	0
LIU (12/3)									---	DID NOT PLAY (COACH'S DECISION) ---					
LOYOLA CHICAGO (12/5)									---	DID NOT PLAY (COACH'S DECISION) ---					
DARTMOUTH (12/8)									---	DID NOT PLAY (COACH'S DECISION) ---					

### 2021-22 SEASON STATS (AT CANISIUS)

OPPONENT	GS	MP	FG-A	PCT	3P-PA	PCT	FT-A	PCT	O-D-T	PF	A	TO	BLK	STL	PTS
RIDER (1/13)									---	DID NOT PLAY (INELIGIBLE DUE TO NCAA TRANSFER REGULATIONS) ---					
FAIRFIELD (1/15)									---	DID NOT PLAY (INELIGIBLE DUE TO NCAA TRANSFER REGULATIONS) ---					
at Saint Peter's (1/20)									---	DID NOT PLAY (INELIGIBLE DUE TO NCAA TRANSFER REGULATIONS) ---					
at Monmouth (1/22)									---	DID NOT PLAY (INELIGIBLE DUE TO NCAA TRANSFER REGULATIONS) ---					
at Marist (1/24)									---	DID NOT PLAY (INELIGIBLE DUE TO NCAA TRANSFER REGULATIONS) ---					
QUINNIPIAC (1/27)									---	DID NOT PLAY (INELIGIBLE DUE TO NCAA TRANSFER REGULATIONS) ---					
SIENA (1/29)									---	DID NOT PLAY (INELIGIBLE DUE TO NCAA TRANSFER REGULATIONS) ---					
at Iona (2/3)									---	DID NOT PLAY (INELIGIBLE DUE TO NCAA TRANSFER REGULATIONS) ---					
at Fairfield (2/5)									---	DID NOT PLAY (INELIGIBLE DUE TO NCAA TRANSFER REGULATIONS) ---					
at Quinnipiac (2/7)									---	DID NOT PLAY (INELIGIBLE DUE TO NCAA TRANSFER REGULATIONS) ---					
MONMOUTH (2/10)									---	DID NOT PLAY (INELIGIBLE DUE TO NCAA TRANSFER REGULATIONS) ---					
MARIST (2/12)									---	DID NOT PLAY (INELIGIBLE DUE TO NCAA TRANSFER REGULATIONS) ---					
at Manhattan (2/17)									---	DID NOT PLAY (INELIGIBLE DUE TO NCAA TRANSFER REGULATIONS) ---					
at Rider (2/19)									---	DID NOT PLAY (INELIGIBLE DUE TO NCAA TRANSFER REGULATIONS) ---					
at Siena (2/24)									---	DID NOT PLAY (INELIGIBLE DUE TO NCAA TRANSFER REGULATIONS) ---					
at Niagara (2/26)									---	DID NOT PLAY (INELIGIBLE DUE TO NCAA TRANSFER REGULATIONS) ---					
IONA (3/5)									---	DID NOT PLAY (INELIGIBLE DUE TO NCAA TRANSFER REGULATIONS) ---					

### McCAULEY'S CAREER YEAR-BY-YEAR STATISTICS

SEASON	GP	GS	MIN	AVG	FG	FGA	PCT	3-FG	3-FGA	PCT	FT	FTA	PCT	OFF	DEF	TOT	AVG	PF	FO	AST	TO	BLK	STL	PTS	AVG
2019-20	23	0	223	9.7	16	50	.320	14	42	.333	0	0	.000	1	4	5	0.2	14	0	6	6	0	2	46	2.0
2020-21	1	0	4	4.3	1	1	1.000	1	1	1.000	0	0	.000	0	1	1	1.0	0	0	0	1	0	0	3	3.0
2021-22	4	0	28	7.1	7	12	.583	7	12	.583	1	2	.500	0	0	0	0.0	1	0	2	2	0	1	22	5.5
<b>TOTALS</b>	<b>28</b>	<b>0</b>	<b>255</b>	<b>9.1</b>	<b>24</b>	<b>63</b>	<b>.381</b>	<b>22</b>	<b>55</b>	<b>.400</b>	<b>1</b>	<b>2</b>	<b>.500</b>	<b>1</b>	<b>5</b>	<b>6</b>	<b>0.2</b>	<b>15</b>	<b>0</b>	<b>8</b>	<b>9</b>	<b>0</b>	<b>3</b>	<b>71</b>	<b>2.5</b>

Gray shaded lines denote time spent at Vermont



# 2021-22 CANISIUS WOMEN'S BASKETBALL GAME NOTES

## KAYLA JACKSON

SENIOR • FORWARD • 5-11 • ROCHESTER, N.Y. • AQUINAS INSTITUTE / UMBC

### 2021-2 SEASON STATS

PPG	RPG	SPG	FG%	3-FG%	FT%
5.7	6.5	1.2	47.6	0.0	48.8

### LAST APPEARANCE — AT SAINT PETER'S (1/20/22)

MIN	PTS	FG	REB	AST	STL
22:05	8	4-7	5	1	1

### 2021-22 • SENIOR SEASON

• Has a steal in each of last eight games played ... first double-digit point total of season against Colgate (Nov. 20), along with seven rebounds and a pair of steals ... had career-high 12 rebounds at St. Bonaventure (Nov. 17)

### 2020-21 • JUNIOR SEASON

• Started all five games during the pandemic-shortened season ... Scored season-high 10 points in Canisius debut against crosstown rival Buffalo (Dec. 6) ... led team with 32 rebounds ... scored first 3-point field goal of her career at Marist (Dec. 11)

### BEFORE CANISIUS

• Was a two-year letterwinner at UMBC, playing in just one season ... recorded 98 points and 93 rebounds in 26 games during freshman campaign ... played four years at Aquinas Institute, helping secure a sectional title ... two-time All-Greater Rochester First Team selection

### PERSONAL

• Born Jan. 17, 2000 ... daughter of Angela Penson ... majoring in psychology

### 2021-22 SEASON STATS

OPPONENT	GS	MP	FG-A	PCT	3P-PA	PCT	FT-A	PCT	O-D-T	PF	A	TO	BLK	STL	PTS
at Buffalo (11/9)	*	14:56	3-4	.750	0-1	.000	0-0	—	1-2-3	1	0	2	0	1	6
at Binghamton (11/13)	*	17:00	3-8	.375	0-1	.000	3-9	.333	4-7-11	2	1	1	0	0	9
at St. Bonaventure (11/17)	*	17:49	0-2	.000	0-0	—	1-2	.500	3-9-12	3	1	1	0	0	1
COLGATE (11/20)	*	17:35	4-5	.800	0-0	—	3-5	.600	3-4-7	3	0	3	0	2	11
DETROIT MERCY (11/23)	*	26:03	3-5	.600	0-0	—	0-4	.000	2-8-10	4	2	5	1	0	6
ROBERT MORRIS (11/27)	*	19:54	1-4	.250	0-0	—	4-6	.667	3-8-11	3	0	3	1	0	6
at Duquesne (12/1)	*	26:37	1-4	.250	0-0	—	0-0	—	0-3-3	3	0	1	0	2	2
YOUNGSTOWN ST. (12/8)	*	16:00	0-1	.000	0-0	—	5-8	.625	0-0-0	0	0	1	1	3	5
at UAlbany (12/15)	*	18:30	3-7	.429	0-0	—	0-0	—	5-3-8	3	0	2	0	1	6
SAINT PETER'S (12/19)	*	18:18	2-5	.400	0-0	—	1-1	1.000	3-2-5	1	0	0	1	3	5
MANHATTAN (12/21)	*	15:30	0-0	—	0-0	—	0-0	—	0-4-4	3	0	0	0	1	0
NIAGARA (1/9)									--- DID NOT PLAY (INACTIVE) ---						
RIDER (1/13)	*	18:41	3-6	.500	0-0	—	1-2	.500	4-4-8	3	0	0	1	1	7
FAIRFIELD (1/15)	*	26:31	3-5	.600	0-0	—	2-4	.500	1-3-4	0	2	3	0	2	8
at Saint Peter's (1/20)	*	22:05	4-7	.571	0-0	—	0-0	—	2-3-5	4	1	1	0	1	8
at Monmouth (1/22)															
at Marist (1/24)															
QUINNIPIAC (1/27)															
SIENA (1/29)															
at Iona (2/3)															
at Fairfield (2/5)															
at Quinnipiac (2/7)															
MONMOUTH (2/10)															
MARIST (2/12)															
at Manhattan (2/17)															
at Rider (2/19)															
at Siena (2/24)															
at Niagara (2/26)															
IONA (3/5)															



### 2021-22 SEASON HIGHS

Points	11	vs. Colgate (11/20/21)
Field Goals	4	vs. Colgate (11/20/21)
Field Goal Att.	8	at Saint Peter's (1/20/22)
3-PT Field Goals	—	at Binghamton (11/13/21)
3-PT Field Goal Att.	1	at Buffalo (11/9/21)
Free Throws	5	vs. Youngstown State (12/8/21)
Free Throw Att.	9	at Binghamton (11/13/21)
Rebounds	12	at St. Bonaventure (11/17/21)
Assists	2	vs. Detroit Mercy (11/23/21)
Blocks	1	(4x), Last: vs. Rider (1/13/22)
Steals	3	vs. Youngstown State (12/8/21)
		vs. Saint Peter's (12/19/21)

### CAREER HIGHS

Points	16	at Morgan State (12/20/18)*
Field Goals	8	at Morgan State (12/20/18)*
Field Goal Att.	10	at Morgan State (12/20/18)*
3-PT Field Goals	1	at Marist (12/11/20)
3-PT Field Goal Att.	1	(5x), Last: at Binghamton (11/13/21)
Free Throws	5	vs. Youngstown State (12/8/21)
Free Throw Att.	9	at Binghamton (11/13/21)
Rebounds	12	at St. Bonaventure (11/17/21)
Assists	4	vs. Hartford (1/9/19)*
Blocks	2	at Marist (12/11/20)
Steals	3	(3x), Last: vs. Saint Peter's (12/19/21)

Note: \* - Denotes career highs set at UMBC

### MISCELLANEOUS

	FR	SO	JR	SR	TOTAL
Double-Doubles	—	—	—	—	—
10+ Points	2	—	1	1	4
20+ Points	—	—	—	—	—
5+ Rebounds	9	—	4	9	22
10+ Rebounds	1	—	1	4	6
5+ Assists	—	—	—	—	—
2+ 3-PT Field Goals	—	—	—	—	—
2+ Steals	3	—	2	5	10
2+ Blocks	—	—	1	—	1
Led Team in Points	—	—	—	—	—
Led Team in Rebs.	5	—	4	7	16
Led Team in Assists	2	—	—	1	3
Led Team in Steals	4	—	2	5	11
Led Team in Blocks	3	—	3	2	8

Shaded columns denote seasons at UMBC

### JACKSON'S CAREER YEAR-BY-YEAR STATISTICS

SEASON	GP	GS	MIN	AVG	FG	FGA	PCT	3-FG	3-FGA	PCT	FT	FTA	PCT	OFF	DEF	TOT	AVG	PF	FO	AST	TO	BLK	STL	PTS	AVG
2018-19	26	4	309	11.9	43	77	.558	0	0	.000	12	29	.414	42	51	93	3.6	27	0	14	34	4	11	98	3.8
2019-20																									
2020-21	5	5	137	27.4	10	21	.476	1	3	.333	6	15	.400	9	23	32	6.4	14	1	8	8	4	4	27	5.4
2021-22	14	14	275	19.7	30	63	.476	0	2	.000	20	41	.488	31	60	91	6.5	33	0	7	23	5	17	80	5.7
TOTALS	45	23	721	16.0	83	161	.516	1	5	.200	38	85	.447	82	134	216	4.8	74	1	29	65	13	32	205	4.6

Gray shaded lines denote time spent at UMBC



# 2021-22 CANISIUS WOMEN'S BASKETBALL GAME NOTES

## ERIKA JOSEPH

SENIOR • GUARD • 5-8 • TORONTO, ONTARIO • J. ADDISON

### 2021-22 SEASON STATS

PPG	RPG	APG	FG%	3-FG%	FT%
10.4	3.4	1.0	35.9	38.6	57.7

### LAST APPEARANCE — AT SAINT PETER'S (1/20/22)

MIN	PTS	FG	3-FG	FT	REB
31:09	8	2-7	1-2	3-4	2

### 2021-22 • SENIOR SEASON

• Scored season-high 16 points vs. Youngstown State (Dec. 8) ... hauled in career-high seven rebounds at Binghamton (Nov. 13)

### 2020-21 • JUNIOR SEASON

• Started all five games during the pandemic-shortened season ... finished season with 41 points, averaging 8.2 points per game

### 2019-20 • SOPHOMORE SEASON

• Started 21 of 26 games played ... averaged 2.2 points and 2.1 rebounds

### 2018-19 • FRESHMAN SEASON

• Appeared in 25 games, making 15 starts

### BEFORE CANISIUS

• Averaged 14 points and 5.0 assists per game during senior season at J. Addison ... named 2016 Defensive Player of the Year and SIAA All-State Second Team ... named class valedictorian and member of the honor roll at J. Addison

### PERSONAL

• Born May 16, 1999 ... has five siblings, two of which play professionally ... brother, Cory, is a 10-year NBA veteran with stops in San Antonio, Toronto, Indiana, Sacramento and Detroit, winning an NBA title in 2014 with San Antonio

### 2021-22 SEASON STATS

OPPONENT	GS	MP	FG-A	PCT	3P-PA	PCT	FT-A	PCT	O-D-T	PF	A	TO	BLK	STL	PTS
at Buffalo (11/9)	*	36:52	5-16	.313	3-7	.429	0-1	.000	2-1-3	1	0	2	0	0	13
at Binghamton (11/13)	*	35:30	3-8	.375	2-3	.667	0-0	—	2-5-7	2	0	0	0	0	8
at St. Bonaventure (11/17)	*	35:08	6-14	.429	2-7	.286	0-2	.000	2-3-5	4	2	0	0	1	14
COLGATE (11/20)	*	36:57	3-9	.333	1-5	.200	1-2	.500	3-2-5	2	2	4	0	1	8
DETROIT MERCY (11/23)	*	36:24	4-6	.667	2-2	1.000	2-4	.500	2-0-2	2	1	4	0	2	12
ROBERT MORRIS (11/27)	*	35:41	1-9	.111	0-4	.000	4-6	.667	0-2-2	1	0	0	0	1	6
at Duquesne (12/1)	*	37:08	4-10	.400	3-7	.429	1-2	.500	2-5-7	2	1	0	0	1	12
YOUNGSTOWN ST. (12/8)	*	36:32	6-8	.750	4-5	.800	0-0	—	0-3-3	1	1	2	0	0	16
at UAlbany (12/15)	*	35:15	4-11	.364	2-6	.333	0-0	—	1-0-1	1	3	1	0	1	10
SAINT PETER'S (12/19)	*	35:02	3-15	.200	2-8	.250	1-2	.500	1-2-3	3	1	2	2	1	9
MANHATTAN (12/21)	*	21:20	3-11	.273	2-2	1.000	1-1	1.000	1-1-2	5	0	2	0	0	9
NIAGARA (1/9)									--- DID NOT PLAY (INACTIVE) ---						
RIDER (1/13)	*	31:14	5-11	.455	3-7	.429	2-2	1.000	0-3-3	3	1	2	0	0	15
FAIRFIELD (1/15)	*	29:10	3-10	.300	0-5	.000	0-0	—	2-0-2	2	1	1	0	0	6
at Saint Peter's (1/20)	*	31:09	2-7	.286	1-2	.500	3-4	.750	0-2-2	3	1	0	0	1	8
at Monmouth (1/22)															
at Marist (1/24)															
QUINNIPIAC (1/27)															
SIENA (1/29)															
at Iona (2/3)															
at Fairfield (2/5)															
at Quinnipiac (2/7)															
MONMOUTH (2/10)															
MARIST (2/12)															
at Manhattan (2/17)															
at Rider (2/19)															
at Siena (2/24)															
at Niagara (2/26)															
IONA (3/5)															



### CAREER HONORS

2020-21 MAAC All-Academic Team

### 2021-22 SEASON HIGHS

Points	16	vs. Youngstown State (12/8/21)
Field Goals	6	at St. Bonaventure (11/17/21)
Field Goal Att.	16	at Buffalo (11/9/21)
3-PT Field Goals	4	vs. Youngstown State (12/8/21)
3-PT Field Goal Att.	8	vs. Saint Peter's (12/19/21)
Free Throws	4	vs. Robert Morris (11/27/21)
Free Throw Att.	6	vs. Robert Morris (11/27/21)
Rebounds	7	at Binghamton (11/13/21)
Assists	3	at Duquesne (12/1/21)
Blocks	2	at UAlbany (12/15/21)
Steals	2	vs. Saint Peter's (12/19/21)
		vs. Detroit Mercy (11/23/21)
		vs. Youngstown State (12/8/21)

### CAREER HIGHS

Points	16	vs. Youngstown State (12/8/21)
Field Goals	6	at St. Bonaventure (11/17/21)
Field Goal Att.	16	at Buffalo (11/9/21)
3-PT Field Goals	4	vs. Youngstown State (12/8/21)
3-PT Field Goal Att.	8	at Saint Peter's (12/19/20)
Free Throws	4	vs. Robert Morris (11/27/21)
Free Throw Att.	6	vs. Robert Morris (11/27/21)
Rebounds	7	(3x), Last: at Duquesne (12/1/21)
Assists	3	(4x), Last: at UAlbany (12/15/21)
Blocks	3	vs. Buffalo (12/4/18)
Steals	3	at Saint Peter's (1/12/19)

### MISCELLANEOUS

	FR	SO	JR	SR	TOTAL
Double-Doubles	—	—	—	—	—
10+ Points	—	—	1	7	8
20+ Points	—	—	—	—	—
5+ Rebounds	—	4	1	4	9
10+ Rebounds	—	—	—	—	—
5+ Assists	—	—	—	—	—
2+ 3-PT Field Goals	1	1	2	10	14
2+ Steals	1	—	1	1	3
2+ Blocks	1	—	—	1	2
Led Team in Points	—	—	—	3	3
Led Team in Rebs.	—	1	1	1	3
Led Team in Assists	1	4	1	—	6
Led Team in Steals	1	1	1	1	4
Led Team in Blocks	1	1	2	1	5

### JOSEPH'S CAREER YEAR-BY-YEAR STATISTICS

SEASON	GP	GS	MIN	AVG	FG	FGA	PCT	3-FG	3-FGA	PCT	FT	FTA	PCT	OFF	DEF	TOT	AVG	PF	FO	AST	TO	BLK	STL	PTS	AVG
2018-19	25	15	306	12.3	15	48	.313	6	21	.286	3	4	.750	6	12	18	0.7	22	0	13	18	5	6	39	1.6
2019-20	26	21	513	19.7	20	83	.241	7	32	.219	9	12	.750	25	30	55	2.1	37	0	29	25	1	7	56	2.2
2020-21	5	5	145	28.9	14	40	.350	7	17	.412	6	7	.857	2	9	11	2.2	11	0	8	10	1	5	41	8.2
2021-22	14	14	473	33.8	52	145	.359	27	70	.386	15	26	.577	18	29	47	3.4	32	1	14	20	2	9	146	10.4
TOTALS	70	55	1437	20.5	101	316	.320	47	140	.336	33	49	.673	51	80	131	1.9	102	1	64	73	9	27	282	4.0



# 2021-22 CANISIUS WOMEN'S BASKETBALL GAME NOTES

## CHEYENNE STUBBS (SHY-ANN)

FRESHMAN • GUARD • 5-5 • BRADENTON, FLA. • BRADEN RIVER

### 2021-22 SEASON STATS

PPG	RPG	APG	FG%	3-FG%	FT%
4.5	1.2	0.9	38.9	45.2	100.0

### LAST APPEARANCE — AT SAINT PETER'S (1/15/22)

MIN	PTS	FG	3-FG	REB	REB
24:44	6	1-3	0-1	4-4	1

### 2021-22 • FRESHMAN SEASON

• Has made all of 12 free throw attempts so far this season ... named MAAC Rookie of the Week on Jan. 9 after posting career highs in points (14) and assists (7) against Niagara (Jan. 9) ... MAAC Co-Rookie of the Week (Dec. 27) after scoring eight points vs. Manhattan (Dec. 21)

### BEFORE CANISIUS

• Played four seasons with Braden River, averaging 22.4 points, four rebounds, four assists and four steals per contest ... logged 20.4 points, 3.2 steals, three assists and 2.7 rebounds per game in her senior year ... earned All-Area and MVP honors, while also being tabbed captain

### PERSONAL

• Born Feb. 6, 2003 in Charlotte, N.C. ... daughter of Darren and Kimberly Stubbs ... has five siblings — three brothers, Michael, Darren Jr., Dawaan, and two sisters, Michon and Kiara ... majoring in sports and exercise health care

### 2021-22 SEASON STATS

OPPONENT	GS	MP	FG-A	PCT	3P-PA	PCT	FT-A	PCT	O-D-T	PF	A	TO	BLK	STL	PTS
at Buffalo (11/9)		12:34	0-2	.000	0-0	—	2-2	1.000	1-0-1	0	1	2	0	1	2
at Binghamton (11/13)		18:08	0-1	.000	0-1	.000	0-0	—	1-0-1	1	1	0	0	1	0
at St. Bonaventure (11/17)		5:14	1-1	1.000	0-0	—	0-0	—	1-0-1	0	0	1	0	0	2
COLGATE (11/20)		11:06	1-4	.250	1-2	.500	0-0	—	0-2-2	0	0	1	0	1	3
DETROIT MERCY (11/23)		20:41	4-6	.667	3-4	.750	2-2	1.000	0-4-4	0	1	2	0	0	13
ROBERT MORRIS (11/27)		10:06	0-2	.000	0-1	.000	0-0	—	1-0-1	0	0	1	0	0	0
at Duquesne (12/1)		8:34	2-3	.667	2-3	.667	0-0	—	0-0-0	1	0	1	0	0	6
YOUNGSTOWN ST. (12/8)		17:12	1-4	.250	1-3	.333	2-2	1.000	1-1-2	0	0	1	0	0	5
at UAlbany (12/15)		17:45	2-3	.667	1-2	.500	2-2	1.000	0-0-0	0	1	1	0	2	7
SAINT PETER'S (12/19)		9:53	0-2	.000	0-2	.000	0-0	—	0-0-0	0	1	0	0	2	0
MANHATTAN (12/21)		22:05	3-6	.500	2-4	.500	0-0	—	1-1-2	1	1	0	0	2	8
NIAGARA (1/9)	*	35:37	5-10	.500	4-6	.667	0-0	—	1-0-1	2	7	2	0	0	14
RIDER (1/13)		20:09	1-5	.200	0-1	.000	0-0	—	0-0-0	0	0	1	1	2	2
FAIRFIELD (1/15)		19:45	0-2	.000	0-1	.000	0-0	—	0-2-2	2	0	3	0	0	0
at Saint Peter's (1/20)		24:44	1-3	.333	0-1	.000	4-4	1.000	1-0-1	1	0	3	0	0	6
at Monmouth (1/22)															
at Marist (1/24)															
QUINNIPIAC (1/27)															
SIENA (1/29)															
at Iona (2/3)															
at Fairfield (2/5)															
at Quinnipiac (2/7)															
MONMOUTH (2/10)															
MARIST (2/12)															
at Manhattan (2/17)															
at Rider (2/19)															
at Siena (2/24)															
at Niagara (2/26)															
IONA (3/5)															



### CAREER HONORS

MAAC Co-Rookie of the Week (Dec. 27)

MAAC Rookie of the Week (Jan. 9)

### SEASON / CAREER HIGHS

Points	14	vs. Niagara (1/9/22)
Field Goals	5	vs. Niagara (1/9/22)
Field Goal Att.	10	vs. Niagara (1/9/22)
3-PT Field Goals	4	vs. Niagara (1/9/22)
3-PT Field Goal Att.	6	vs. Niagara (1/9/22)
Free Throws	4	at Saint Peter's (1/20/22)
Free Throw Att.	4	at Saint Peter's (1/20/22)
Rebounds	4	vs. Detroit Mercy (11/23/21)
Assists	7	vs. Niagara (1/9/22)
Blocks	1	vs. Rider (1/13/22)
Steals	2	(4x), Last: vs. Rider (1/13/22)

### MISCELLANEOUS

	FR	TOTAL
Double-Doubles	—	—
10+ Points	2	2
20+ Points	—	—
5+ Rebounds	—	—
10+ Rebounds	—	—
5+ Assists	1	1
2+ 3-PT Field Goals	4	4
2+ Steals	4	4
2+ Blocks	—	—
Led Team in Points	—	—
Led Team in Rebs.	—	—
Led Team in Assists	1	1
Led Team in Steals	3	3
Led Team in Blocks	—	—

### STUBBS'S CAREER YEAR-BY-YEAR STATISTICS

SEASON	GP	GS	MIN	AVG	FG	FGA	PCT	3-FG	3-FGA	PCT	FT	FTA	PCT	OFF	DEF	TOT	AVG	PF	FO	AST	TO	BLK	STL	PTS	AVG
2021-22	15	1	254	16.9	21	54	.389	14	31	.452	12	12	1.000	8	10	18	1.2	8	0	13	19	1	11	68	4.5
TOTALS	15	1	254	16.9	21	54	.389	14	31	.452	12	12	1.000	8	10	18	1.2	8	0	13	19	1	11	68	4.5



# 2021-22 CANISIUS WOMEN'S BASKETBALL GAME NOTES

## RHAY PORTER (RAY)

FRESHMAN • FORWARD • 6-1 • SCOTIA, N.Y. • WILBRAHAM AND MONSON ACADEMY (MASS.)

### 2021-22 SEASON STATS

PPG	RPG	BPG	FG%	3-FG%	FT%
2.3	5.6	1.5	48.1	—	28.6

### LAST APPEARANCE — AT SAINT PETER'S (1/20/22)

MIN	PTS	FG	FT	REB	BLK
6:24	0	0-0	0-0	1	1

### 2021-22 • FRESHMAN SEASON

• Recorded season-high 15 rebounds against Rider (Jan. 13) ... posted season-highs in points (7) and blocks (6) vs. Niagara (Jan. 9) ... secured 5+ rebounds in 8 of last 11 games ... logged first double-digit rebound game against Colgate (Nov. 20) ... has a block in 11 of 14 career appearances

### BEFORE CANISIUS

• Lettered in basketball for three seasons at Wilbraham and Monson Academy in Massachusetts ... was named team MVP and was a KITS and Dexter South All-Tournament Team selection ... also was selected to the NEPSAC Class C All-Star Game ... averaged 13 points, 13 rebounds, four blocks and two steals per contest over career ... 13.9 points, 12.5 rebounds, 3.5 blocks and two steals per game during senior year ... also was a three-year letterwinner on the volleyball court

### PERSONAL

• Born Aug. 16, 2002 in St. Louis, Missouri ... daughter of Robert and Chaina Porter ... has four siblings — a brother, Dontrevious, and three sisters, Jazlyn, Kennedy and Imani ... majoring in digital media arts

### 2021-22 SEASON STATS

OPPONENT	GS	MP	FG-A	PCT	3P-PA	PCT	FT-A	PCT	O-D-T	PF	A	TO	BLK	STL	PTS
at Buffalo (11/9)		12:23	0-1	.000	0-0	—	1-2	.500	0-1-1	4	1	0	0	0	1
at Binghamton (11/13)		15:14	2-3	.667	0-0	—	0-2	.000	2-2-4	3	0	1	1	1	4
at St. Bonaventure (11/17)		19:43	2-2	1.000	0-0	—	0-0	—	0-3-3	2	0	1	2	0	4
COLGATE (11/20)		20:25	0-1	.000	0-0	—	0-0	—	5-5-10	0	0	0	2	1	0
DETROIT MERCY (11/23)		13:57	0-1	.000	0-0	—	0-0	—	1-4-5	3	0	3	1	1	0
ROBERT MORRIS (11/27)		16:40	0-1	.000	0-0	—	0-0	—	1-4-5	3	0	0	0	2	0
at Duquesne (12/1)									--- DID NOT PLAY (INJURED) ---						
YOUNGSTOWN ST. (12/8)		15:59	1-4	.250	0-0	—	2-4	.500	1-6-7	3	0	2	3	1	4
at UAlbany (12/15)		17:13	1-1	1.000	0-0	—	0-0	—	3-3-6	3	1	3	1	0	2
SAINT PETER'S (12/19)		19:37	2-2	1.000	0-0	—	0-1	.000	0-4-4	3	0	0	1	0	4
MANHATTAN (12/21)		20:12	0-1	.000	0-0	—	0-0	—	3-3-6	2	1	1	1	2	0
NIAGARA (1/9)		22:45	3-3	1.000	0-0	—	1-6	.167	4-6-10	5	1	3	6	1	7
RIDER (1/13)		18:05	2-5	.400	0-0	—	2-4	.500	7-8-15	1	1	1	2	1	6
FAIRFIELD (1/15)		13:29	0-2	.000	0-0	—	0-2	.000	0-2-2	0	1	0	0	0	0
at Saint Peter's (1/20)		6:24	0-0	—	0-0	—	0-0	—	0-1-1	2	0	0	1	0	0
at Monmouth (1/22)															
at Marist (1/24)															
QUINNIPAC (1/27)															
SIENA (1/29)															
at Iona (2/3)															
at Fairfield (2/5)															
at Quinnipiac (2/7)															
MONMOUTH (2/10)															
MARIST (2/12)															
at Manhattan (2/17)															
at Rider (2/19)															
at Siena (2/24)															
at Niagara (2/26)															
IONA (3/5)															

### SEASON / CAREER HIGHS

Points	7	vs. Niagara (1/9/22)
Field Goals	3	vs. Niagara (1/9/22)
Field Goal Att.	5	vs. Rider (1/13/22)
3-PT Field Goals	—	—
3-PT Field Goal Att.	—	—
Free Throws	2	vs. Youngstown State (12/8/21) vs. Rider (1/13/22)
Free Throw Att.	6	vs. Niagara (1/9/22)
Rebounds	15	vs. Rider (1/13/22)
Assists	1 (5x), Last: vs. Fairfield (1/15/22)	
Blocks	6	vs. Niagara (1/9/22)
Steals	2	vs. Robert Morris (11/27/21) vs. Manhattan (12/21/21)

### MISCELLANEOUS

	FR	TOTAL
Double-Doubles	—	—
10+ Points	—	—
20+ Points	—	—
5+ Rebounds	8	8
10+ Rebounds	3	3
5+ Assists	—	—
2+ 3-PT Field Goals	—	—
2+ Steals	2	2
2+ Blocks	5	5
Led Team in Points	—	—
Led Team in Rebs.	5	5
Led Team in Assists	—	—
Led Team in Steals	2	2
Led Team in Blocks	8	8

### PORTER'S CAREER YEAR-BY-YEAR STATISTICS

SEASON	GP	GS	MIN	AVG	FG	FGA	PCT	3-FG	3-FGA	PCT	FT	FTA	PCT	OFF	DEF	TOT	AVG	PF	FO	AST	TO	BLK	STL	PTS	AVG
2021-22	14	0	232	16.6	13	27	.481	0	0	.000	6	21	.286	27	52	79	5.6	34	1	6	15	21	10	32	2.3
TOTALS	14	0	232	16.6	13	27	.481	0	0	.000	6	21	.286	27	52	79	5.6	34	1	6	15	21	10	32	2.3



# 2021-22 CANISIUS WOMEN'S BASKETBALL GAME NOTES

## 2021-22 GAME-BY-GAME COMPARISONS

Opponent	1st	2nd	1st H	3rd	4th	2nd H	OT	Score	Mar	FG	FG%	3-FG	3-FG%	FT	FT%	Reb	Mar	Ast	TOs	Block	Steals	Fouls
Canisius	13	4	17	19	6	25	—	42	(60)	16-61	.262	5-24	.208	5-9	.556	32	(22)	8	27	0	6	20
at BUFFALO	25	26	51	24	27	51	—	102		36-74	.486	4-17	.235	26-29	.897	54		18	12	5	19	13
Canisius	8	18	26	18	12	30	—	56	(17)	21-60	.350	5-20	.250	9-19	.474	44	+6	8	23	1	8	16
at BINGHAMTON	12	12	24	18	31	49	—	73		28-62	.452	7-23	.304	10-13	.769	38		16	15	4	11	20
Canisius	18	9	27	19	13	32	—	59	(8)	23-59	.390	7-27	.259	6-12	.500	40	+8	8	17	4	4	17
at ST. BONAVENTURE	14	15	29	15	23	38	—	67		24-56	.429	6-20	.300	13-20	.650	32		7	11	5	5	12
at CANISIUS	17	17	34	8	19	27	—	61	+3	22-60	.367	7-25	.280	10-14	.714	43	+2	11	20	2	9	14
Colgate	13	8	21	12	25	37	—	58		23-67	.343	8-17	.471	4-6	.667	41		9	19	4	4	20
at CANISIUS	14	16	30	14	20	34	—	64	+9	19-48	.396	11-26	.423	15-24	.625	35	(8)	12	24	2	5	14
Detroit Mercy	13	12	25	19	11	30	—	55		21-65	.323	3-14	.214	10-17	.588	43		10	19	3	8	25
at Canisius	8	10	18	14	11	25	—	43	(14)	13-48	.271	3-20	.150	14-22	.636	32	(2)	6	11	2	7	13
ROBERT MORRIS	13	17	30	13	14	27	—	57		21-49	.429	8-17	.471	7-12	.583	34		11	13	1	2	21
Canisius	12	11	23	18	19	37	—	60	(9)	23-60	.383	11-33	.333	3-4	.750	27	(10)	13	13	3	6	14
at DUQUESNE	21	18	39	18	12	30	—	69		27-53	.509	5-18	.278	10-13	.769	37		20	14	5	7	13
at Canisius	8	17	25	18	23	41	—	66	(3)	20-43	.465	7-17	.412	19-29	.655	29	(5)	6	19	6	6	19
YOUNGSTOWN STATE	14	19	33	17	19	36	—	69		26-60	.433	7-23	.304	10-13	.769	34		10	17	1	5	24
Canisius	8	14	22	18	6	24	—	46	(19)	18-54	.333	7-28	.250	3-3	1.000	28	(8)	13	19	3	7	13
at UALBANY	10	19	29	22	14	36	—	65		28-62	.452	2-12	.167	7-11	.636	36		18	12	6	6	8
at Canisius	18	13	31	10	14	24	—	55	(10)	19-63	.302	8-29	.276	9-12	.750	30	(18)	9	16	6	8	14
SAINT PETER'S	13	21	34	20	11	31	—	65		27-59	.458	3-13	.231	8-11	.727	48		16	21	2	6	17
at Canisius	15	15	30	18	15	33	—	63	-22	22-58	.379	11-30	.367	8-14	.571	31	(11)	10	18	5	10	17
MANHATTAN	15	22	37	31	17	48	—	85		32-64	.500	8-15	.533	13-19	.684	42		17	14	1	12	15
at Canisius	16	18	34	23	16	39	13	86	-1	31-66	.470	11-25	.440	13-24	.542	36	(15)	17	23	7	6	23
NIAGARA	26	7	33	19	21	40	14	87		32-76	.421	4-15	.267	19-29	.655	51		14	23	2	8	26
at Canisius	9	14	23	14	14	28	—	51	-8	19-61	.311	5-24	.208	8-12	.667	43	+2	7	14	7	6	16
RIDER	12	11	23	22	14	36	—	59		21-57	.368	6-19	.316	11-20	.550	41		13	12	4	4	11
at Canisius	5	8	13	12	12	24	—	37	-36	15-51	.294	5-19	.263	2-6	.333	27	(8)	10	18	2	3	11
FAIRFIELD	17	19	36	18	19	37	—	73		30-55	.545	2-11	.182	11-13	.846	35		18	10	2	10	9
Canisius	16	15	31	10	14	24	—	55	-19	18-48	.375	8-21	.381	11-12	.917	22	(15)	9	17	2	8	17
at SAINT PETER'S	15	21	36	24	14	38		74		30-56	.536	4-11	.364	10-15	.667	37		16	13	2	9	17
Canisius																						
at Monmouth																						
Canisius																						
at Marist																						
at Canisius																						
Quinnipiac																						
at Canisius																						
Siena																						
Canisius																						
at Iona																						
Canisius																						
at Fairfield																						
Canisius																						
at Quinnipiac																						
at Canisius																						
Monmouth																						
at Canisius																						
Marist																						
Canisius																						
at Manhattan																						
Canisius																						
at Rider																						
Canisius																						
at Siena																						
Canisius																						
at Niagara																						
at Canisius																						
Iona																						

Winners listed in ALL CAPS



# 2021-22 CANISIUS WOMEN'S BASKETBALL GAME NOTES

## 2021-22 SPECIALTY STATS

Opponent	POINTS IN PAINT			POINTS OFF TURNOVERS			2ND CHANCE POINTS			FASTBREAK POINTS			BENCH POINTS		
	CAN	OPP	MARGIN	CAN	OPP	MARGIN	CAN	OPP	MARGIN	CAN	OPP	MARGIN	CAN	OPP	MARGIN
at Buffalo (11/9)	18	62	(44)	8	43	(35)	8	19	(11)	4	32	(28)	8	40	(32)
at Binghamton (11/13)	30	40	(10)	10	22	(12)	18	10	+8	0	15	(15)	7	32	(25)
at St. Bonaventure (11/17)	24	30	(6)	5	14	(9)	9	8	+1	6	10	(4)	16	19	(3)
COLGATE (11/20)	26	26	0	10	19	(9)	7	14	(7)	10	4	+6	16	16	0
DETROIT MERCY (11/23)	10	28	(18)	14	22	(8)	14	27	(13)	2	6	(4)	17	24	(7)
ROBERT MORRIS (11/27)	10	22	(12)	4	10	(6)	5	6	(1)	1	2	(1)	7	12	(5)
at Duquesne (12/1)	20	38	(18)	9	20	(11)	6	6	0	3	15	(12)	21	26	(5)
YOUNGSTOWN STATE (12/8)	16	30	(14)	12	19	(7)	10	14	(4)	3	4	(1)	18	25	(7)
at UAlbany (12/15)	22	44	(22)	8	17	(9)	12	11	+1	0	4	(4)	11	32	(21)
SAINT PETER'S (12/19)	18	42	(24)	25	16	+9	3	12	(9)	7	8	(1)	16	20	(4)
MANHATTAN (12/21)	10	40	(30)	10	19	(9)	2	14	(12)	11	23	(12)	24	21	+3
NIAGARA (1/9)	38	52	(14)	13	25	(12)	14	15	(1)	11	4	+7	12	33	(21)
RIDER (1/13)	26	26	0	6	15	(9)	13	6	+7	5	22	(17)	10	11	(1)
FAIRFIELD (1/15)	12	42	(30)	6	26	(20)	5	18	(13)	5	4	+1	7	18	(11)
at Saint Peter's (1/20)	10	46	(36)	10	22	(12)	11	20	(9)	2	11	(9)	22	12	+10
at Monmouth (1/22)															
at Marist (1/24)															
QUINNIPIAC (1/27)															
SIENA (1/29)															
at Iona (2/3)															
at Fairfield (2/5)															
at Quinnipiac (2/7)															
MONMOUTH (2/10)															
MARIST (2/12)															
at Manhattan (2/17)															
at Rider (2/19)															
at Siena (2/24)															
at Niagara (2/26)															
IONA (3/5)															
<b>AVG/GM — OVERALL</b>	<b>19.3</b>	<b>37.9</b>	<b>(18.5)</b>	<b>10.0</b>	<b>20.6</b>	<b>(10.6)</b>	<b>9.1</b>	<b>13.3</b>	<b>(4.2)</b>	<b>4.7</b>	<b>10.9</b>	<b>(6.3)</b>	<b>14.1</b>	<b>22.7</b>	<b>(8.6)</b>
<b>AVG/GM — MAAC GAMES</b>	<b>19.0</b>	<b>41.3</b>	<b>(22.3)</b>	<b>11.7</b>	<b>20.5</b>	<b>(8.8)</b>	<b>8.0</b>	<b>14.2</b>	<b>(6.2)</b>	<b>6.8</b>	<b>12.0</b>	<b>(5.2)</b>	<b>15.2</b>	<b>19.2</b>	<b>(4.0)</b>



# 2021-22 CANISIUS WOMEN'S BASKETBALL GAME NOTES

## 2021-22 INDIVIDUAL GAME-BY-GAME LEADERS

Opponent	SCORE	W/L	POINTS	REBOUNDS	ASSISTS	STEALS	BLOCKS
at Buffalo (11/9)	42-102	L	13, Erika Joseph Dani Haskell	7, Dani Haskell	2, Shaunae Brown Dani Haskell	3, Dani Haskell	—
at Binghamton (11/13)	56-73	L	25, Dani Haskell	11, Kayla Jackson	4, Dani Haskell	2, Shaunae Brown Ella Väättänen Dani Haskell	1, Rhay Porter
at St. Bonaventure (11/17)	59-67	L	16, Shaunae Brown	12, Kayla Jackson	3, Shaunae Brown	2, Shaunae Brown	2, Rhay Porter
COLGATE (12/20)	61-58	W	13, Shaunae Brown	10, Rhay Porter	4, Shaunae Brown	2, Kayla Jackson Lydia Gattozzi	2, Rhay Porter
DETROIT MERCY (11/23)	64-55	W	24, Dani Haskell	10, Kayla Jackson	3, Athina Lexa	2, Erika Joseph	1, Kayla Jackson Rhay Porter
ROBERT MORRIS (11/27)	43-57	L	18, Dani Haskell	11, Kayla Jackson	3, Dani Haskell	2, Rhay Porter Athina Lexa	1, Ella Väättänen Kayla Jackson
at Duquesne (12/1)	60-69	L	15, Lydia Gattozzi	7, Erika Joseph	6, Shaunae Brown	2, Kayla Jackson Dani Haskell	2, Lydia Gattozzi
YOUNGSTOWN STATE (12/8)	66-69	L	16, Erika Joseph	7, Rhay Porter	3, Dani Haskell	3, Kayla Jackson	3, Rhay Porter
at UAlbany (12/15)	46-65	L	11, Dani Haskell	8, Kayla Jackson	4, Dani Haskell	2, Cheyenne Stubbs	1, Ella Väättänen Lydia Gattozzi Rhay Porter
SAINT PETER'S (12/19)	55-65	L	13, Shaunae Brown	7, Shaunae Brown	4, Shaunae Brown	3, Kayla Jackson	2, Ella Väättänen Erika Joseph
MANHATTAN (12/21)	63-85	L	17, Dani Haskell	6, Rhay Porter	4, Dani Haskell	2, Ella Väättänen Dani Haskell Rhay Porter Cheyenne Stubbs	3, Ella Väättänen
NIAGARA (1/9)	86-87	OTL	27, Dani Haskell	10, Rhay Porter	7, Cheyenne Stubbs	4, Dani Haskell	6, Rhay Porter
RIDER (1/13)	51-59	L	15, Erika Joseph	15, Rhay Porter	3, Dani Haskell	2, Cheyenne Stubbs	3, Ella Väättänen
FAIRFIELD (1/15)	37-73	L	10, Dani Haskell	4, Kayla Jackson	2, Ella Väättänen Kayla Jackson Lydia Gattozzi Athina Lexa	2, Kayla Jackson	1, Ella Väättänen Dani Haskell
at Saint Peter's (1/20)	55-74	L	14, Athina Lexa	5, Kayla Jackson	4, Shaunae Brown	3, Dani Haskell	1, Rhay Porter Athina Lexa
at Monmouth (1/22)							
at Marist (1/24)							
QUINNIPIAC (1/27)							
SIENA (1/29)							
at Iona (2/3)							
at Fairfield (2/5)							
at Quinnipiac (2/7)							
MONMOUTH (2/10)							
MARIST (2/12)							
at Manhattan (2/17)							
at Rider (2/19)							
at Siena (2/24)							
at Niagara (2/26)							
IONA (3/5)							



# 2021-22 CANISIUS WOMEN'S BASKETBALL GAME NOTES

## 2021-22 INDIVIDUAL SUPERLATIVES

CATEGORY	CANISIUS	OPPONENT
Points Scored	27, Dani Haskell, vs. Niagara (1/9/22)	28, Chelsea Olson, vs. Youngstown State (12/8/21) Kendrea Williams, at Saint Peter's (1/20/22)
Field Goals Made	9, Dani Haskell, at Binghamton (11/13/21) Dani Haskell, vs. Niagara (1/9/22)	12, Chelsea Olson, vs. Youngstown State (12/8/21)
Field Goal Attempts	19, Dani Haskell, at Binghamton (11/13/21)	21, Alexa Brodie, vs. Colgate (11/20/21)
Field Goal Pct. (Min. 5 Made)	.750 (6-8), Erika Joseph, vs. Youngstown State (12/8/21)	.889 (8-9), Precious Johnson, at Duquesne (12/1/21)
Field Goal Pct. (Min. 10 Made)	—	.769 (10-13), Andrea Hernangómez, vs. Fairfield (1/15/22)
3-Point Field Goals Made	5, Dani Haskell, vs. Detroit Mercy (11/23/21)	4, (4x), Last: Kendrea Williams, at Saint Peter's (1/20/22)
3-Point Field Goal Attempts	12, Dani Haskell, vs. Detroit Mercy (11/23/21)	9, Hayley Moore, at Binghamton (11/13/21)
3-Point FG Pct. (Min. 3 Made)	.800 (4-5), Erika Joseph, vs. Youngstown State (12/8/21)	.800 (4-5), Sydney Watkins, vs. Manhattan (12/21/21)
Free Throws Made	9, Dani Haskell, vs. Detroit Mercy (11/23/21)	7, Clare Traeger, at Binghamton (11/13/21) Dee Dee Davis, vs. Manhattan (12/21/21)
Free Throw Attempts	10, Dani Haskell, vs. Detroit Mercy (11/23/21)	10, Dee Dee Davis, vs. Manhattan (12/21/21)
Free Throw Pct. (Min. 5 Made)	.900 (9-10), Dani Haskell, vs. Detroit Mercy (11/23/21)	1.000 (5-5), Loren Christie, at Buffalo (11/9/21) Lou Lopez-Sénéchal, vs. Fairfield (1/15/22)
Offensive Rebounds	7, Rhay Porter, vs. Rider (1/13/22)	7, Sydney Faulcon, vs. Niagara (1/9/22)
Defensive Rebounds	9, Kayla Jackson, at St. Bonaventure (11/17/21)	9, (4x), Last: Andrea Hernangómez, vs. Fairfield (1/15/22)
Total Rebounds	15, Rhay Porter, vs. Rider (1/13/22)	13, Olivia Mason, vs. Niagara (1/9/22)
Assists	7, Cheyenne Stubbs, vs. Niagara (1/9/22)	10, Megan McConnell, at Duquesne (12/1/21)
Turnovers	9, Dani Haskell, at Binghamton (11/13/21)	7, Maddy Yelle, vs. Niagara (1/9/22)
Blocked Shots	6, Rhay Porter, vs. Niagara (1/9/22)	3, I'yanna Lops, at St. Bonaventure (11/17/21) Lucia Decortes, at UAlbany (12/15/21)
Steals	4, Dani Haskell, vs. Niagara (1/9/22)	4, (4x), Last: Brazil Harvey-Carr, vs. Manhattan (12/21/21)
Minutes Played	38:05, Dani Haskell, at Binghamton (11/13/21)	41:00, Ally Haar, vs. Niagara (1/9/22)

## 2021-22 TEAM SUPERLATIVES

CANISIUS HIGH	CANISIUS LOW	CATEGORY	OPPONENT HIGH	OPPONENT LOW
86, vs. Niagara (1/9/22)	37, vs. Fairfield (1/15/22)	<b>Points</b>	102, at Buffalo (11/9/21)	55, vs. Detroit Mercy (11/23/21)
41, 2nd half, vs. Youngstown St. (12/8/21)	13, 1st half, vs. Fairfield (1/15/22)	<b>Points in a Half</b>	51, 1st half, at Buffalo (11/9/21)	21, 1st half, vs. Colgate (11/20/21)
13, vs. Niagara (1/9/22)	—	<b>Points in OT</b>	14, vs. Niagara (1/9/22)	—
31, vs. Niagara (1/9/22)	13, vs. Robert Morris (11/27/21)	<b>Field Goals Made</b>	36, at Buffalo (11/9/21)	21, (3x), Last: vs. Rider (1/13/22)
66, vs. Niagara (1/9/22)	43, vs. Youngstown State (12/8/21)	<b>Field Goal Attempts</b>	76, vs. Niagara (1/9/22)	49, vs. Robert Morris (11/27/21)
.470 (31-66), vs. Niagara (1/9/22)	.262 (16-61), at Buffalo (11/9/21)	<b>Field Goal Percentage</b>	.545 (30-55), vs. Fairfield (1/15/22)	.323 (21-65), vs. Detroit Mercy (11/23/21)
11, (4x), Last: vs. Niagara (1/9/22)	3, vs. Robert Morris (11/27/21)	<b>3-Point Field Goals</b>	8, (3x), Last: vs. Manhattan (12/21/21)	2, at UAlbany (12/15/21) vs. Fairfield (1/15/22)
33, at Duquesne (12/1/21)	17, vs. Youngstown State (12/8/21)	<b>3-Point FG Attempts</b>	23, at Binghamton (11/13/21) vs. Youngstown State (12/8/21)	11, vs. Fairfield (1/15/22) at Saint Peter's (1/20/22)
.440 (11-25), vs. Niagara (1/9/22)	.150 (3-20), vs. Robert Morris (11/27/21)	<b>3-Point FG Percentage</b>	.533 (8-15), vs. Manhattan (12/21/21)	.167 (2-12), at UAlbany (12/15/21)
19, vs. Youngstown State (12/8/21)	2, vs. Fairfield (1/15/22)	<b>Free Throws Made</b>	26, at Buffalo (11/9/21)	4, vs. Colgate (11/20/21)
29, vs. Youngstown State (12/8/21)	3, at UAlbany (12/15/21)	<b>Free Throw Attempts</b>	29, at Buffalo (11/9/21) vs. Niagara (1/9/22)	6, vs. Colgate (11/20/21)
1.000 (3-3), at UAlbany (12/15/21)	.333 (2-6), vs. Fairfield (1/15/22)	<b>Free Throw Percentage</b>	.897 (26-29), at Buffalo (11/9/21)	.550 (11-20), vs. Rider (1/13/22)
17, at Binghamton (11/13/21)	9, (5x), Last: at Saint Peter's (1/20/22)	<b>Offensive Rebounds</b>	26, vs. Niagara (1/9/22)	8, at St. Bonaventure (11/17/21) vs. Robert Morris (11/27/21)
31, vs. Colgate (11/20/21)	13, at Saint Peter's (1/20/22)	<b>Defensive Rebounds</b>	35, at Buffalo (11/9/21)	18, vs. Youngstown State (12/8/21)
44, at Binghamton (11/13/21)	22, at Saint Peter's (1/20/22)	<b>Rebounds</b>	54, at Buffalo (11/9/21)	32, at St. Bonaventure (11/17/21)
23, vs. Niagara (1/9/22)	11, vs. Fairfield (1/15/22)	<b>Fouls</b>	26, vs. Niagara (1/9/22)	8, at UAlbany (12/15/21)
1, (3x), Last: vs. Niagara (1/9/22)	0, (12x), Last: at Saint Peter's (1/20/22)	<b>Disqualifications</b>	2, vs. Detroit Mercy (11/23/21)	0, (12x), Last: at Saint Peter's (1/20/22)
17, vs. Niagara (1/9/22)	6, vs. Robert Morris (11/27/21) vs. Youngstown State (12/8/21)	<b>Assists</b>	20, at Duquesne (12/1/21)	7, at St. Bonaventure (11/17/21)
27, at Buffalo (11/9/21)	11, vs. Robert Morris (11/27/21)	<b>Turnovers</b>	23, vs. Niagara (1/9/22)	10, vs. Fairfield (1/15/22)
7, vs. Niagara (1/9/22) vs. Rider (1/13/22)	0, at Buffalo (11/9/21)	<b>Blocked Shots</b>	6, at UAlbany (12/15/21)	1, (3x), Last: vs. Manhattan (12/21/21)
10, vs. Manhattan (12/21/21)	3, vs. Fairfield (1/15/22)	<b>Steals</b>	19, at Buffalo (11/9/21)	2, vs. Robert Morris (11/27/21)



# 2021-22 CANISIUS WOMEN'S BASKETBALL GAME NOTES

## 2021-22 GAME-BY-GAME LEAD AND DEFICIT BREAKDOWN

OPPONENT	FIRST HALF			SECOND HALF			FINAL SCORE			LARGEST		TIMES TIED	LEAD CHANGES	TIME LED	
	CAN	OPP	MARGIN	CAN	OPP	MARGIN	CAN	OPP	MARGIN	LEAD	DEFICIT			MIN	%
at Buffalo (11/9)	17	51	(34)	25	51	(26)	42	102	(60)	1	60	0	4	1:02	2.6%
at Binghamton (11/13)	26	24	+2	30	49	(19)	56	73	(17)	4	17	11	9	12:22	30.9%
at St. Bonaventure (11/17)	27	29	(2)	32	38	(6)	59	67	(8)	7	8	5	12	18:37	46.5%
COLGATE (11/20)	34	21	+13	27	37	(10)	61	58	+3	16	7	3	1	34:37	86.5%
DETROIT MERCY (11/23)	30	25	+5	34	30	+4	64	55	+9	10	6	3	5	24:29	61.2%
ROBERT MORRIS (11/27)	18	30	(12)	25	27	(2)	43	57	(14)	—	17	1	0	0:00	0.0%
at Duquesne (12/1)	23	39	(16)	37	30	+7	60	69	(9)	—	19	1	0	0:00	0.0%
YOUNGSTOWN STATE (12/8)	25	33	(8)	41	36	+5	66	69	(3)	2	14	2	5	1:06	2.8%
at UAlbany (12/15)	22	29	(7)	24	36	(12)	46	65	(19)	3	21	6	4	5:06	12.8%
SAINT PETER'S (12/19)	31	34	(3)	24	31	(7)	55	65	(10)	7	17	6	2	10:15	25.6%
MANHATTAN (12/21)	30	37	(7)	33	48	(15)	63	85	(22)	3	27	5	6	3:54	9.8%
NIAGARA (1/9)	34	33	+1	39	40	(1)	86	87	(1)	12	11	6	4	22:54	50.9%
RIDER (1/13)	23	23	0	28	36	(8)	51	59	(8)	5	13	4	2	5:12	13.0%
FAIRFIELD (1/15)	13	36	(23)	24	37	(13)	37	73	(36)	1	40	0	1	1:37	4.0%
at Saint Peter's (1/20)	31	36	(5)	24	38	(14)	55	74	(19)	4	23	4	7	6:10	15.4%
at Monmouth (1/22)															
at Marist (1/24)															
QUINNIPIAC (1/27)															
SIENA (1/29)															
at Iona (2/3)															
at Fairfield (2/5)															
at Quinnipiac (2/7)															
MONMOUTH (2/10)															
MARIST (2/12)															
at Manhattan (2/17)															
at Rider (2/19)															
at Siena (2/24)															
at Niagara (2/26)															
IONA (3/5)															
<b>AVERAGE PER GAME</b>	<b>25.6</b>	<b>32.0</b>	<b>(6.4)</b>	<b>29.8</b>	<b>37.6</b>	<b>(7.8)</b>	<b>56.3</b>	<b>70.5</b>	<b>(14.3)</b>	<b>5.8</b>	<b>20.0</b>	<b>3.8</b>	<b>4.1</b>	<b>9:49</b>	<b>24.4%</b>
<b>AVG/GM — MAAC GAMES</b>	<b>27.0</b>	<b>33.2</b>	<b>(6.2)</b>	<b>28.7</b>	<b>38.3</b>	<b>(9.7)</b>	<b>57.8</b>	<b>73.8</b>	<b>(16.0)</b>	<b>5.3</b>	<b>21.8</b>	<b>4.2</b>	<b>3.7</b>	<b>8:20</b>	<b>3.4%</b>



# 2021-22 CANISIUS WOMEN'S BASKETBALL GAME NOTES

## 2021-22 BOX SCORES



**42**

**GAME #1**  
11/9/21  
at Buffalo  
Alumni Arena

**102**



**56**

**GAME #2**  
11/13/21  
at Binghamton  
Dr. Bai Lee Court at  
Events Center



**73**

Canisius - 42 Record: 0-1

NO.	Name	Min	FG	3P	FT	Rebounds	Fouls	TP	AS	TO	ST	Blocks	BS	BA	+
			MA	MA	MA	OR DR TOT	PF FD					BS	BA		
5	Ella Vääänen	F 14:40	0-5	0-2	0-0	0 3 3	4 1	0	1	2	0	0	0	0	22
21	Kayla Jackson	F 14:56	3-5	0-1	0-0	1 2 3	1 0	6	0	2	1	0	0	0	16
0	Shaunae Brown	G 31:24	1-11	0-2	0-0	2 0 2	2 1	2	2	4	0	0	0	2	47
14	Dani Haskell	G 30:44	5-14	1-8	2-2	0 7 7	2 3	13	2	8	3	0	1	1	34
23	Erika Joseph	G 36:52	5-15	3-7	0-1	2 1 3	1 2	13	0	3	0	0	1	1	49
2	Lydia Gattozzi	28:33	2-8	1-4	0-2	2 1 3	2 2	5	1	2	0	0	1	0	31
13	Xanthippi Karatasios	17:54	0-0	0-0	0-0	0 1 1	3 0	0	0	0	2	1	0	0	0
33	Rhay Porter	12:23	0-1	0-0	1-2	0 1 1	4 2	1	1	0	0	0	0	0	16
24	Cheyenne Stubbs	12:34	0-2	0-0	2-2	1 0 1	0 2	2	1	1	1	0	0	0	35
Team						4 4 8	0	0	3						
Totals			16-61	5-24	5-9	12 20 32	20 13	42	8	27	6	0	5	0	60

Technical Fouls: Bench 4<sup>th</sup> 0:25  
Dead Ball Rebounds: 2, 0

Shooting By Period

1st FG%	5-16	31.3%
3PT%	3-8	37.5%
FT%	0-0	0%
2nd FG%	2-14	14.3%
3PT%	0-6	0.0%
FT%	0-2	0%
3rd FG%	8-17	47.1%
3PT%	2-6	33.3%
FT%	1-3	33.3%
4th FG%	1-4	7.1%
3PT%	0-4	0.0%
FT%	4-4	100%
GM FG%	16-61	26.2%
3PT%	5-24	20.8%
FT%	5-9	55.6%

Canisius - 56 Record: 0-2

NO.	Name	Min	FG	3P	FT	Rebounds	Fouls	TP	AS	TO	ST	Blocks	BS	BA	+
			MA	MA	MA	OR DR TOT	PF FD					BS	BA		
5	Ella Vaatanen	F 28:08	0-3	0-1	0-0	2 3 5	2 0	0	1	1	2	0	0	0	-9
21	Kayla Jackson	F 17:00	3-8	0-1	3-9	4 7 11	2 4	9	1	1	0	0	0	2	6
0	Shaunae Brown	G 25:58	2-10	1-3	0-0	1 2 3	4 0	5	1	8	2	0	0	0	-13
14	Dani Haskell	G 38:05	9-19	2-10	5-6	1 4 5	0 6	25	4	9	2	0	0	0	-17
23	Erika Joseph	G 35:30	3-9	2-3	0-0	2 5 7	2 3	8	0	0	0	0	0	1	-18
24	Cheyenne Stubbs	18:08	0-1	0-1	0-0	1 0 1	1 1	0	1	0	1	0	0	0	-2
33	Rhay Porter	15:14	2-3	0-0	2-2	4 3 5	4 0	1	1	1	0	0	0	0	-8
2	Lydia Gattozzi	20:11	2-8	0-1	1-2	0 3 3	1 1	5	0	3	0	0	1	0	-24
13	Xanthippi Karatasios	00:07	0-0	0-0	0-0	0 0 0	1 0	0	0	0	0	0	0	0	0
Team						4 1 5	0	0	0	0	0	0	0	0	0
Totals			21-60	5-20	9-19	17 27 44	16 20	56	8	23	8	1	4	1	-17

Technical Fouls: NONE  
Dead Ball Rebounds: 4, 0

Buffalo - 102 Record: 1-0

NO.	Name	Min	FG	3P	FT	Rebounds	Fouls	TP	AS	TO	ST	Blocks	BS	BA	+
			MA	MA	MA	OR DR TOT	PF FD					BS	BA		
00	Summer Hemphill	F 20:43	4-9	0-1	3-4	4 6 10	3 2	11	0	4	1	2	0	0	18
25	Adebola Adeyeye	F 20:52	5-6	0-0	2-2	4 3 7	2 2	12	0	0	0	1	0	0	26
2	Dyaisha Fair	G 28:14	7-14	0-2	2-2	0 2 2	0 2	16	2	0	4	0	0	0	38
3	Jasmine Young	G 27:48	3-7	0-2	4-4	1 2 3	0 2	10	2	1	3	0	0	0	37
12	Cheyenne McEvans	G 35:08	5-9	1-2	2-2	1 4 5	3 1	13	3	0	3	0	0	0	30
1	Loren Christie	13:50	3-7	1-2	5-5	2 5 7	1 3	12	1	1	1	1	0	0	22
4	Georgia Woolley	19:26	4-9	1-5	2-2	2 4 6	4 2	11	1	4	3	0	0	0	37
11	Dominique Camp	24:35	2-8	1-2	2-2	3 2 5	0 2	7	9	0	2	0	0	0	49
5	Nia Jordan	11:34	1-2	0-1	4-4	0 2 2	0 2	6	0	0	1	0	0	0	21
30	Ramatoulaye Keita	10:00	2-3	0-0	0-2	1 2 3	0 1	4	0	2	1	1	0	0	21
Team						1 3 4	0	0	0	0	0	0	0	0	0
Totals			36-74	4-17	26-29	19 35 54	13 19	102	18	12	19	5	0	0	60

Technical Fouls: NONE  
Dead Ball Rebounds: 2, 0

Shooting By Period

1st FG%	10-18	55.6%
3PT%	1-3	33.3%
FT%	4-4	100%
2nd FG%	7-21	33.3%
3PT%	2-9	22.2%
FT%	10-10	100%
3rd FG%	9-16	56.3%
3PT%	0-1	0.0%
FT%	6-7	85.7%
4th FG%	10-19	52.6%
3PT%	1-4	25.0%
FT%	6-8	75%
GM FG%	36-74	48.6%
3PT%	4-17	23.5%
FT%	26-29	89.7%

Binghamton - 73 Record: 2-0

NO.	Name	Min	FG	3P	FT	Rebounds	Fouls	TP	AS	TO	ST	Blocks	BS	BA	+
			MA	MA	MA	OR DR TOT	PF FD					BS	BA		
32	Jalyn Van Dyke	F 23:11	3-7	0-3	0-0	1 3 4	3 4	6	0	3	1	0	0	0	-1
44	Genevieve Coleman	F 28:06	5-7	0-0	1-2	1 7 8	3 2	11	0	2	0	2	1	1	15
4	Dani Bowman	G 33:41	6-11	0-0	1-2	2 5 7	2 1	12	5	1	4	2	0	0	18
5	Hayley Moore	G 29:48	2-11	2-9	0-0	0 0 0	2 2	6	5	1	3	0	0	0	12
15	Cassidy Roberts	G 23:43	4-8	0-0	0-0	0 2 2	4 0	6	4	1	0	0	0	0	11
14	Zahra Barnes	28:12	3-7	1-2	2-2	1 2 3	2 3	9	2	4	1	0	0	0	10
12	Clare Traeger	24:05	5-10	4-6	7-8	4 5 9	4 4	21	0	2	2	0	0	0	21
3	Ella Wanzler	05:37	1-5	0-3	0-0	0 0 0	0 0	2	0	1	0	0	0	0	-1
11	Khoryn Bannis	03:37	0-0	0-0	0-0	0 1 1	0 0	0	0	0	0	0	0	0	0
Team						1 3 4	0	0	0	0	0	0	0	0	0
Totals			28-62	7-23	10-13	10 28 38	20 16	73	16	15	11	4	1	1	17

Technical Fouls: NONE  
Dead Ball Rebounds: 0, 0

Biggest lead	CAN	BUF	Points from Turnovers	CAN	BUF	Period by Period Scoring	
		1st	2nd	3rd	4th	TOT	
Biggest lead	1 (1 <sup>st</sup> 9:22)	60 (4 <sup>th</sup> 0:25)	8	43	CAN 13	4 19 6 42	
Best Scoring Run	6 (1 <sup>st</sup> 3:24)	26 (2 <sup>nd</sup> 5:10)	18	62	BUF 25	26 24 27 102	
Lead Changes	4		8	19			
Times Tied	0		Fast Breaks	4	32		
Time with Lead	01:02	38:35	Bench	8	40		

Biggest lead	CANI	BING	Points from Turnovers	CANI	BING	Period by Period Scoring	
		1st	2nd	3rd	4th	TOT	
Biggest lead	4 (2 <sup>nd</sup> 4:44)	17 (4 <sup>th</sup> 0:34)	10	22	CANI 8	18 18 12 56	
Best Scoring Run	7 (2 <sup>nd</sup> 7:10)	11 (4 <sup>th</sup> 5:20)	30	40	BING 12	12 18 31 73	
Lead Changes	9		18	10			
Times Tied	11		Fast Breaks	0	15		
Time with Lead	12:22	22:03	Bench	9	32		



**59**

**GAME #3**  
11/17/21  
at St. Bonaventure  
Reilly Center

**67**



**58**

**GAME #4**  
11/20/21  
vs. Colgate  
Koessler Athletic  
Center



**61**

Canisius - 59 Record: 0-3

NO.	Name	Min	FG	3P	FT	Rebounds	Fouls	TP	AS	TO	ST	Blocks	BS	BA	+
			MA	MA	MA	OR DR TOT	PF FD					BS	BA		
5	Ella Vaatanen	F 17:43	1-5	0-0	0-0	2 5 7	3 0	2	1	4	0	1	0	0	-1
31	Alexa Naessens	F 12:23	0-2	0-0	0-0	2 0 2	1 0	0	0	1	0	0	0	0	2
3	Alexa Brodie	G 37:57	8-21	1-2	2-3	0 6 6	0 7	19	5	0	0	0	0	1	-1
5	Taylor Golembiewski	G 19:44	4-13	1-3	1-2	1 1 2	5 2	10	0	3	0	0	0	0	7
20	Jenna Paul	G 26:00	4-5	2-2	1-1	2 2 4	0 2	11	0	3	1	1	0	0	-12
13	Sophia Diehl	21:50	4-11	3-6	0-0	2 4 6	3 3	11	1	4	0	0	0	0	2
2	Ariel Lotter	22:10	0-2	0-2	0-0	0 1 1	3 0	0	0	0	0	0	0	0	0
1	Morgan McMahon	19:58	2-5	1-1	0-0	0 4 4	1 0	5	1	2	0	0	0	0	-7
42	Geddy Rerko	06:21	0-0	0-0	1 0 1	2 0	0	0	0	0	0	0	0	0	-8
22	Morgan Frank	15:54	0-1	0-1	0-0	2 2 4	2 0	1	0	1	0	0	0	0	3
Team						2 2 4	0	0	0						

# 2021-22 CANISIUS WOMEN'S BASKETBALL GAME NOTES

## 2021-22 BOX SCORES



**GAME #5**  
11/23/21  
vs. Detroit Mercy  
Koessler Athletic  
Center



**GAME #6**  
11/27/21  
vs. Robert Morris  
Koessler Athletic  
Center



Detroit Mercy - 55 Record: 0-5

NO.	Name	Min	FG	3P	FT	Rebounds	Fouls	TP	AS	TO	ST	Blocks	+/
			M-A	M-A	M-A	OR DR TOT	PF FD					BS BA	
1	Irene Murua	F 35:39	3-11	0-1	4-6	6 6 12	2 6 10	4	2	0	0	1	8
11	Dajia Moses	F 14:58	1-3	0-0	0-0	2 3 5	0 1 2	1	2	0	0	0	9
0	Imani McNeal	G 17:02	1-6	0-1	1-2	2 1 3	5 1 3	0	3	1	0	0	5
3	Brandi Washington	G 36:44	5-12	3-7	3-4	2 3 5	4 2 16	1	4	0	1	0	3
10	Sydney Searcy	G 14:56	0-4	0-1	0-2	0 1 1	5 1 0	1	0	0	0	0	13
23	Monique Pruitt	29:18	7-19	0-2	2-3	2 5 7	4 2 16	0	3	4	2	0	0
24	Tori Powell	21:15	1-3	0-1	0-0	0 0 0	1 1 2	1	2	0	0	0	3
5	Sonia Pereda	05:26	0-1	0-0	0-0	0 0 0	0 0 0	0	0	0	0	1	2
2	Akyia Baker	19:28	3-5	0-1	0-0	1 3 4	4 0 6	1	0	3	0	0	3
55	Lucia Fleita Robles	05:09	0-1	0-0	0-0	0 0 0	0 0 0	0	1	0	0	0	4
4	A'Moni Waiters	00:05	0-0	0-0	0-0	0 0 0	0 0 0	0	0	0	0	0	1
Team						4 2 6	0 0 0	0	0	0	0	0	0
<b>Totals</b>			21-65	3-14	10-17	19 24 43	25 14 55	10	19	8	3	2	-9

Technical Fouls: NONE  
Dead Ball Rebounds: 2, 0

Shooting By Period

1st FG%	6-14	42.9%
3PT%	1-5	20.0%
FT%	0-2	0%
2nd FG%	4-13	30.8%
3PT%	1-4	25.0%
FT%	3-4	75%
3rd FG%	9-21	42.9%
3PT%	0-1	0%
FT%	1-1	100%
4th FG%	2-17	11.8%
3PT%	1-4	25.0%
FT%	6-10	60%
GM FG%	21-65	32.3%
3PT%	3-14	21.4%
FT%	10-17	58.8%

Robert Morris - 57 Record: 3-3

NO.	Name	Min	FG	3P	FT	Rebounds	Fouls	TP	AS	TO	ST	Blocks	+/
			M-A	M-A	M-A	OR DR TOT	PF FD					BS BA	
24	Sol Castro	F 34:15	3-9	0-0	2-5	0 4 4	4 4 8	0	5	0	1	1	17
43	Ashya Klopfenstein	C 23:42	3-4	0-0	4-4	3 5 8	3 3 10	1	0	0	0	0	5
12	Nina Augustin	G 25:17	2-6	1-4	0-0	0 1 1	4 1 5	1	1	0	0	0	10
22	Esther Castedo	G 36:25	7-13	2-3	1-1	2 3 5	1 2 17	5	2	0	0	1	12
35	Simone Morris	G 13:35	2-4	1-2	0-0	0 1 1	2 0 5	0	0	0	0	0	10
14	Rebecca Dwomoh	03:35	0-0	0-0	0-2	0 1 1	0 1 0	0	0	0	1	0	2
2	Mackenzie Amalia	24:22	4-8	4-7	0-0	0 4 4	1 0 12	1	2	0	0	0	8
44	Alejandra Masiral	16:46	0-1	0-0	0-0	0 0 0	1 1 0	1	0	1	0	0	0
11	Natalie Vallafior	07:15	0-3	0-0	0-0	1 0 1	1 1 0	1	0	1	0	0	2
23	Phoenix Gedeon	14:00	0-1	0-0	0-0	0 5 3	0 0 1	2	0	0	0	0	10
4	Danielle Vulelich	00:48	0-0	0-0	0-0	0 0 0	1 0 0	0	0	0	0	0	2
Team						2 2 4	0 0 0	0	0	0	0	0	0
<b>Totals</b>			21-49	8-17	7-12	8 26 34	21 13 57	11	13	2	1	2	14

Technical Fouls: NONE  
Dead Ball Rebounds: 2, 0

Shooting By Period

1st FG%	5-10	50.0%
3PT%	2-4	50.0%
FT%	4-4	100%
2nd FG%	5-11	45.5%
3PT%	3-5	60.0%
FT%	4-4	100%
3rd FG%	5-12	41.7%
3PT%	2-3	66.7%
FT%	1-3	33.3%
4th FG%	6-16	37.5%
3PT%	1-5	20.0%
FT%	1-1	100%
GM FG%	21-49	42.9%
3PT%	8-17	47.1%
FT%	7-12	58.3%

Canisius - 64 Record: 2-3

NO.	Name	Min	FG	3P	FT	Rebounds	Fouls	TP	AS	TO	ST	Blocks	+/
			M-A	M-A	M-A	OR DR TOT	PF FD					BS BA	
5	Ella Vaatanen	F 12:32	1-3	1-3	0-2	0 2 2	1 1 3	0	0	0	0	1	5
21	Kayla Jackson	F 26:03	3-5	0-0	0-4	2 8 10	4 4 6	2	5	0	1	0	17
0	Shaunae Brown	G 16:15	1-5	0-2	0-0	0 0 0	0 0 0	2	2	2	0	0	-4
14	Dani Haskell	G 31:12	5-15	5-12	9-10	2 1 3	2 5 24	1	4	2	1	0	13
32	Erika Joseph	G 36:24	4-6	2-2	2-4	2 0 2	2 8 12	1	4	2	1	0	17
2	Lydia Gattozzi	19:55	0-4	0-1	2-2	0 2 2	0 2 2	2	3	0	0	0	3
33	Rhay Porter	13:57	0-1	0-0	0-0	1 4 5	3 1 0	0	0	3	1	1	-8
24	Cheyenne Stubbs	20:41	4-6	3-4	2-2	0 4 4	0 2 13	1	2	0	0	0	6
12	Athina Lexa	23:01	1-3	0-2	0-0	0 0 0	2 0 2	3	1	1	0	0	6
Team						2 5 7	0 0 0	0	0	2	0	0	0
<b>Totals</b>			19-48	11-26	15-24	9 26 35	14 25 64	12	24	5	2	3	9

Technical Fouls: NONE  
Dead Ball Rebounds: 4, 1

Shooting By Period

1st FG%	4-7	57.1%
3PT%	1-2	50.0%
FT%	5-6	83.3%
2nd FG%	6-15	40.0%
3PT%	4-7	57.1%
FT%	0-0	0%
3rd FG%	5-16	31.3%
3PT%	2-9	22.2%
FT%	2-4	50%
4th FG%	4-10	40.0%
3PT%	4-8	50.0%
FT%	8-14	57.1%
GM FG%	19-48	39.6%
3PT%	11-26	42.3%
FT%	15-24	62.5%

Canisius - 43 Record: 2-4

NO.	Name	Min	FG	3P	FT	Rebounds	Fouls	TP	AS	TO	ST	Blocks	+/
			M-A	M-A	M-A	OR DR TOT	PF FD					BS BA	
5	Ella Vaatanen	F 23:00	1-3	0-2	0-0	0 0 0	1 0 0	2	1	1	1	1	0
21	Kayla Jackson	F 19:54	1-4	0-0	4-6	3 8 11	3 3 6	0	3	0	0	1	0
0	Shaunae Brown	G 32:25	1-6	1-4	1-4	0 0 0	0 2 4	2	0	0	0	0	-2
14	Dani Haskell	G 35:49	6-16	2-8	4-4	2 5 7	1 6 18	3	1	1	0	0	9
23	Erika Joseph	G 35:41	1-9	0-4	4-6	0 2 2	1 5 6	0	0	1	0	0	-9
2	Lydia Gattozzi	16:24	1-5	0-1	1-2	1 3 4	2 2 3	0	0	0	0	0	0
33	Rhay Porter	16:40	0-1	0-0	0-0	1 4 5	3 1 0	0	0	2	0	1	-12
24	Cheyenne Stubbs	10:06	0-2	0-1	0-0	1 0 1	0 1 0	0	1	0	0	0	-18
12	Athina Lexa	10:01	2-2	0-0	0-0	0 1 1	2 1 4	0	3	2	0	0	-10
Team						1 0 1	0 0 0	0	0	2	0	0	0
<b>Totals</b>			13-48	3-20	14-22	9 23 32	13 21 43	6	11	7	2	1	-14

Technical Fouls: NONE  
Dead Ball Rebounds: 8, 0

Shooting By Period

1st FG%	3-14	21.4%
3PT%	2-9	22.2%
FT%	0-0	0%
2nd FG%	4-14	28.6%
3PT%	1-6	16.7%
FT%	1-2	50%
3rd FG%	5-12	41.7%
3PT%	0-2	0%
FT%	4-8	50%
4th FG%	1-8	12.5%
3PT%	0-3	0%
FT%	9-12	75%
GM FG%	13-48	27.1%
3PT%	3-20	15.0%
FT%	14-22	63.6%

	DETMER	CAN
Biggest lead	6 (1st 4:33)	10 (4th 0:51)
Best Scoring Run	12 (3rd 6:31)	11 (1st 2:21)
Lead Changes	5	
Times Tied	3	
Time with Lead	11:30	24:29

Points from	DETMER	CAN
Turnovers	22	14
Paint	28	10
Second Chance	27	14
Fast Breaks	6	2
Bench	24	17

Period by Period Scoring	DETMER				CAN					
	1st	2nd	3rd	4th	TOT	1st	2nd	3rd	4th	TOT
DETMER	13	12	19	11	55	13	17	13	14	57
CAN	14	16	14	20	64	14	16	14	20	64

	RMU	CAN
Biggest lead	17 (4th 3:31)	0 (1st 10:00)
Best Scoring Run	8 (1st 2:40)	5 (2nd 9:19)
Lead Changes	0	5
Times Tied	1	
Time with Lead	36:02	00:00

Points from	RMU	CAN
Turnovers	10	4
Paint	22	10
Second Chance	6	5
Fast Breaks	2	1
Bench	12	7

Period by Period Scoring	RMU				CAN					
	1st	2nd	3rd	4th	TOT	1st	2nd	3rd	4th	TOT
RMU	13	17	13	14	57	13	17	13	14	57
CAN	8	10	14	11	43	8	10	14	11	43



**GAME #7**  
12/1/21  
at Duquesne  
UPMC Cooper  
Fieldhouse



**GAME #8**  
12/8/21  
vs. Youngstown State  
Koessler Athletic  
Center



Canisius - 60 Record: 2-5

NO.	Name	Min	FG	3P	FT	Rebounds	Fouls	TP	AS	TO	ST	Blocks	+/
			M-A	M-A	M-A	OR DR TOT	PF FD					BS BA	
5	Ella Vaatanen	F 23:35	1-5	0-2	0-0	1 2 3	1 0 0	2	1	0	1	1	0
21	Kayla Jackson	F 26:37	1-4	0-0	0-0	0 3 3	3 2 2	11	0	1	2	0	-14
0	Shaunae Brown	G 30:49	4-7	3-5	0-0	2 3 5							

# 2021-22 CANISIUS WOMEN'S BASKETBALL GAME NOTES

## 2021-22 BOX SCORES



**46**

**GAME #9**  
12/15/21  
at UAlbany  
SEFCU Arena



**65**

NO.	Name	Min	FG		3P		FT		Rebounds		Fouls		TP	AS	TO	ST	Blocks		+/-	
			M-A	M-A	M-A	M-A	OR	DR	PF	FD	BS	BA								
5	Ella Vaatanen	F 25:21	3-7	2-5	0-0	1-1	2	2	0	8	2	2	0	2	2	0	1	0	-20	
21	Kayla Jackson	F 18:30	3-7	0-0	0-0	5	3	8	3	6	0	2	1	0	2	1	0	-10		
0	Shaunae Brown	G 28:41	0-6	0-5	0-0	0	1	1	1	0	0	1	6	1	0	0	0	-5		
14	Dani Haskell	G 31:30	4-13	2-7	1-1	1	4	5	0	5	11	4	2	1	0	2	0	-20		
23	Erika Joseph	G 35:15	4-11	2-6	0-0	1	0	1	1	10	3	1	1	1	1	0	2	-15		
2	Lydia Gattozzi	18:57	1-6	0-3	0-0	1	1	1	3	0	2	1	1	1	1	0	-2			
24	Cheyenne Stubbs	17:45	2-3	1-2	2-2	0	0	0	0	2	7	1	1	2	0	0	-13			
33	Rhay Porter	17:13	1-1	0-0	0-0	3	3	6	3	1	2	1	3	0	1	0	-6			
12	Athina Lexa	06:48	0-0	0-0	0-0	0	0	0	0	0	0	0	0	0	0	0	-4			
Team			18-54		7-28		3-3		13 15 28		13 8		46		13 19		7 3 6		-19	
Technical Fouls: NONE																				

Shooting By Period		
1st FG%	3-11	27.3%
3PT%	2-7	28.6%
FT%	0-0	0%
2nd FG%	6-12	50.0%
3PT%	1-5	20.0%
FT%	1-1	100%
3rd FG%	7-13	53.8%
3PT%	4-7	57.1%
FT%	0-0	0%
4th FG%	2-18	11.1%
3PT%	0-9	0.0%
FT%	2-2	100%
GM FG%	18-54	33.3%
3PT%	7-28	25.0%
FT%	3-3	100.0%

Dead Ball Rebounds: 2, 1



**GAME #10**  
12/19/21  
vs. Saint Peter's  
Koessler Athletic  
Center



**55**

NO.	Name	Min	FG		3P		FT		Rebounds		Fouls		TP	AS	TO	ST	Blocks		+/-	
			M-A	M-A	M-A	M-A	OR	DR	PF	FD	BS	BA								
15	Sky Castro	F 34:07	4-5	0-0	0-0	2	9	11	1	3	8	0	4	0	0	0	0	10		
22	Kassandra Brown	C 25:33	4-9	0-0	1-2	1	9	10	2	1	9	5	4	2	0	2	12			
3	Nickelle O'Neil	G 25:14	0-4	0-1	0-0	0	1	1	3	2	0	2	4	0	0	1	-2			
23	Kendrea Williams	G 37:04	10-19	1-6	0-7	3	5	8	1	5	27	3	4	3	0	0	12			
24	Kourtney Crane	G 34:21	0-6	0-1	1-2	1	3	4	2	3	1	5	2	0	1	1	16			
20	Victoria Ikenasio	06:06	2-3	0-0	0-0	3	2	5	1	0	4	0	1	0	0	1	-2			
2	Tyara McQueen	21:53	2-4	1-3	0-0	0	2	2	4	0	5	0	2	1	0	0	-2			
5	Kaila Dawkins	13:59	4-8	0-1	0-0	4	2	6	1	0	8	1	0	0	1	1	-3			
10	Amaris Mills	01:43	1-1	1-1	0-0	0	0	0	2	0	0	0	0	0	0	0	5			
Team			27-59		3-13		8-11		14 34 48		17 14		65		16 21		6 2 6		10	
Technical Fouls: NONE																				

Shooting By Period		
1st FG%	5-19	26.3%
3PT%	1-5	20.0%
FT%	2-2	100%
2nd FG%	9-15	60.0%
3PT%	1-3	33.3%
FT%	2-3	66.7%
3rd FG%	8-12	66.7%
3PT%	1-3	33.3%
FT%	3-4	75%
4th FG%	5-13	38.5%
3PT%	0-2	0.0%
FT%	1-2	50%
GM FG%	27-59	45.8%
3PT%	3-13	23.1%
FT%	8-11	72.7%

Dead Ball Rebounds: 2, 0

NO.	Name	Min	FG		3P		FT		Rebounds		Fouls		TP	AS	TO	ST	Blocks		+/-	
			M-A	M-A	M-A	M-A	OR	DR	PF	FD	BS	BA								
13	Lucia Decortes	F 27:02	5-6	0-0	1-2	5	2	7	0	2	11	1	3	3	3	0	0	26		
21	Helene Haegerstrand	F 24:56	3-9	0-1	2-2	2	0	0	0	2	4	0	0	0	1	0	0	6		
3	Lilly Phillips	G 20:31	1-6	0-3	2-2	0	0	0	0	2	4	0	0	1	0	0	-2			
0	Ellen Hahne	G 25:56	1-7	0-1	0-0	3	1	4	1	1	2	2	3	0	0	1	0			
14	Grace Heeps	G 21:56	3-5	2-4	0-0	0	5	5	0	0	8	2	1	1	1	0	16			
15	Morgan Haney	21:51	2-7	0-0	0-0	2	2	3	2	4	5	0	0	0	0	0	24			
20	Kayla Cooper	20:09	7-11	0-0	1-2	1	4	5	1	3	15	0	2	0	0	1	14			
12	Freja Werth	24:47	5-7	0-1	1-1	2	2	1	1	11	4	2	0	0	1	1	20			
23	Koi Sims	05:15	1-2	0-0	0-0	0	0	0	0	1	1	1	0	0	0	0	-4			
1	Fatima Lee	03:40	0-1	0-0	0-0	0	0	0	0	0	1	0	1	0	0	0	-1			
22	Taniya Hanner	01:19	0-0	0-0	0-0	0	0	0	0	0	0	0	0	0	0	0	-2			
24	Abby Ray	01:19	0-1	0-0	0-0	0	1	1	0	0	0	0	0	0	0	0	0			
32	Abby Robinson	01:19	0-0	0-0	0-0	0	0	0	1	0	0	0	0	0	0	0	-2			
Team			28-62		2-12		7-11		17 19 36		8 13		65		18 12		6 3 19		19	
Technical Fouls: NONE																				

Shooting By Period		
1st FG%	3-15	20.0%
3PT%	0-3	0.0%
FT%	4-8	50%
2nd FG%	9-15	60.0%
3PT%	0-1	0.0%
FT%	1-1	100%
3rd FG%	10-17	58.8%
3PT%	2-5	40.0%
FT%	0-0	0%
4th FG%	6-15	40.0%
3PT%	0-3	0.0%
FT%	2-2	100%
GM FG%	28-62	45.2%
3PT%	2-12	16.7%
FT%	7-11	63.6%

Dead Ball Rebounds: 2, 1

NO.	Name	Min	FG		3P		FT		Rebounds		Fouls		TP	AS	TO	ST	Blocks		+/-	
			M-A	M-A	M-A	M-A	OR	DR	PF	FD	BS	BA								
5	Ella Vaatanen	F 24:57	1-6	0-2	0-0	2	0	2	1	2	2	1	3	2	2	0	6			
21	Kayla Jackson	F 18:18	2-5	0-0	1-1	3	2	5	1	5	0	0	3	1	1	5				
0	Shaunae Brown	G 32:19	4-10	2-3	3-4	1	6	7	1	2	13	4	4	0	0	-2				
14	Dani Haskell	G 34:47	3-16	2-10	2-2	1	1	2	2	10	2	4	0	0	1	-12				
23	Erika Joseph	G 35:02	3-15	2-9	1-2	1	2	3	1	9	1	2	1	2	0	2				
2	Lydia Gattozzi	17:08	4-7	2-4	2-2	1	1	2	0	1	12	0	1	0	0	-13				
33	Rhay Porter	19:37	2-2	0-0	0-1	0	4	4	3	3	4	0	0	0	1	-8				
24	Cheyenne Stubbs	09:53	0-2	0-2	0-0	0	0	0	0	0	0	0	0	0	0	-11				
12	Athina Lexa	07:59	0-0	0-0	0-0	0	1	1	3	0	0	0	0	0	0	-7				
Team			19-63		8-29		9-12		11 19 30		14 17		55		9 16		8 6 2		-10	
Technical Fouls: NONE																				

Shooting By Period		
1st FG%	5-12	41.7%
3PT%	2-6	33.3%
FT%	6-7	85.7%
2nd FG%	6-18	33.3%
3PT%	1-6	16.7%
FT%	0-0	0%
3rd FG%	3-17	17.6%
3PT%	1-7	14.3%
FT%	3-5	60%
4th FG%	5-16	31.3%
3PT%	4-10	40.0%
FT%	0-0	0%
GM FG%	19-63	30.2%
3PT%	6-29	27.6%
FT%	9-12	75.0%

Dead Ball Rebounds: 2, 0

Biggest lead	CAN		UALB		Points from Turnovers	CAN		UALB		Period by Period Scoring	1st 2nd 3rd 4th TOT				
	3 (1st 5:01)	21 (4th 1:19)	8 (3rd 0:37)	10 (4th 1:19)		22	44	8	14		18	6	46	10	19
Best Scoring Run	4		6		11		32		11		32				
Lead Changes	6		6		0		4		0		11				
Times Tied	05:06		30:08		11		32		11		32				

Biggest lead	SPU		CAN		Points from Turnovers	SPU		CAN		Period by Period Scoring	1st 2nd 3rd 4th TOT				
	17 (4th 5:14)	7 (1st 2:30)	10 (2nd 3:47)	6 (1st 2:30)		42	18	18	13		10	14	55	18	13
Best Scoring Run	2		6		12		8		7		20				
Lead Changes	6		6		0		8		7		20				
Times Tied	25:57		10:15		11		16		16		33				



**85**

**GAME #11**  
12/21/21  
vs. Manhattan  
Koessler Athletic  
Center



**63**

NO.	Name	Min	FG		3P		FT		Rebounds		Fouls		TP	AS	TO	ST	Blocks		+/-
			M-A	M-A	M-A	M-A	OR	DR	PF	FD	BS	BA							
3	Brazil Harvey-Carr	F 30:37	7-12	1-4	4-4	0	4	4</											

# 2021-22 CANISIUS WOMEN'S BASKETBALL GAME NOTES

## 2021-22 BOX SCORES



**59**

**GAME #13**  
1/13/22  
vs. Rider  
Koessler Athletic  
Center

**51**



**73**

**GAME #14**  
1/15/22  
vs. Fairfield  
Koessler Athletic  
Center

**37**



Rider - 59 Record: 4-10 (2-3)

NO. Name	Min	FG M-A	3P M-A	FT M-A	Rebounds OR DR TOT	Fouls PF FD	TP	AS	TO	ST	Blocks BS BA	+/-
13 Raphaela Toussaint	F 23:39	1-5 0-1	2-4	0 5 5	1 4 4	4 1	1	1	1	0	1 0	-2
15 Anna Eckerstedt	F 26:54	1-2 0-0	1-2	2 2 4	2 1 3	1 1	1	0	1	0	1 0	18
20 Lenaeha Evans	G 38:44	7-17 0-1	3-6	4 5 9	1 4 17	2 3	0	0	0	3	9	1
24 Makayla Firebaugh	G 37:42	3-11 3-8	4-4	0 5 5	1 4 13	2 2	3	0	0	1	12	1
55 Jessica Schiffer	G 33:09	4-11 3-8	0-2	0 4 4	3 2 11	4 1	1	1	0	0	4	4
10 Molly Lynch	10:26	0-2 0-1	0-0	1 2 3	0 0 0	0 1	1	0	0	0	1	-1
44 Victoria Toomey	19:34	3-6 0-0	1-2	1 6 7	2 1 7	2 1	0	0	0	2	2	9
31 Emily Strunk	04:15	0-0 0-0	0-0	0 1 1	1 0 0	0 0	0	0	0	0	0	-1
14 Sofie Bruintjes	05:37	2-3 0-0	0-0	1 0 1	0 0 4	0 0	0	0	0	0	0	-8
<b>Team</b>					1 1 2							
<b>Totals</b>		21-57	6-19	11-20	10 31 41	11 16	59	13	12	4	4 7 8	

Technical Fouls: NONE

**Shooting By Period**

1st FG% 5-13 38.5%  
3PT% 1-2 50.0%  
FT% 1-2 50%  
2nd FG% 5-18 27.8%  
3PT% 1-5 20.0%  
FT% 0-0 0%  
3rd FG% 9-16 56.3%  
3PT% 3-6 50.0%  
FT% 1-4 25%  
4th FG% 2-10 20.0%  
3PT% 1-6 16.7%  
FT% 9-14 64.3%  
GMFG% 21-57 36.8%  
3PT% 6-19 31.6%  
FT% 11-20 55.0%

Dead Ball Rebounds: 6, 0

Fairfield - 73 Record: 9-5 (6-0)

NO. Name	Min	FG M-A	3P M-A	FT M-A	Rebounds OR DR TOT	Fouls PF FD	TP	AS	TO	ST	Blocks BS BA	+/-
11 Lou Lopez-Senechal	F 17:37	7-12 1-3	5-5	0 2 2	3 5	20	0	2	2	0	0	22
23 Callie Cavanaugh	F 29:29	3-7 0-0	2-2	1 3 4	2 2	8	3	1	1	0	1	30
41 Andrea Hermangomez	F 30:32	10-13 0-1	0-0	3 9 12	0 0	20	1	0	0	1	0	36
22 Rachel Hakes	G 26:32	0-1 0-0	1-2	1 1 2	0 1	1	1	2	0	0	0	24
31 Sydney Lowery	G 27:06	2-6 1-2	1-2	1 1 2	1 1	6	5	1	3	1	0	23
30 Sam Lewis	10:49	0-5 0-4	2-2	0 3 3	0 1	2	1	0	0	0	0	4
3 Janelle Brown	17:33	3-3 0-0	0-0	0 1 1	0 0	6	5	2	2	0	0	28
42 Mackenzie Martin	14:26	3-4 0-0	0-0	4 1 5	0 0	6	0	0	0	0	1	10
2 Mimi Rubino	10:00	1-1 0-0	0-0	0 1 1	1 1	2	2	0	0	0	0	7
55 Jocelyn Polansky	07:21	0-2 0-1	0-0	0 1 1	0 0	0	0	0	2	0	0	2
32 Jazmine Carter	01:43	0-0 0-0	0-0	0 0 0	0 0	0	0	0	0	0	0	0
33 Brooke Tatarian	03:02	0-0 0-0	0-0	0 0 0	1 0	0	0	1	0	0	0	-2
25 Mackenzie Daleba	02:31	0-0 0-0	0-0	0 0 0	1 0	0	0	0	0	0	0	-2
34 Dayna Tirado	01:19	1-1 0-0	0-0	0 0 0	0 0	2	0	0	0	0	0	-2
<b>Team</b>					0 2 2							
<b>Totals</b>		30-55	2-11	11-13	10 25 35	9 11	73	18	10	10	2 2 36	

Technical Fouls: NONE

**Shooting By Period**

1st FG% 8-15 53.3%  
3PT% 1-4 25.0%  
FT% 0-0 0%  
2nd FG% 6-16 37.5%  
3PT% 0-3 0.0%  
FT% 7-8 87.5%  
3rd FG% 7-12 58.3%  
3PT% 0-2 0.0%  
FT% 4-5 80%  
4th FG% 9-12 75.0%  
FT% 0-0 0%  
GMFG% 30-55 54.5%  
3PT% 2-11 18.2%  
FT% 11-13 84.6%

Dead Ball Rebounds: 2, 0

Canisius - 51 Record: 2-11 (0-4)

NO. Name	Min	FG M-A	3P M-A	FT M-A	Rebounds OR DR TOT	Fouls PF FD	TP	AS	TO	ST	Blocks BS BA	+/-
5 Ella Vaatanen	F 28:05	2-8 0-3	1-2	1 4 5	4 1 5	0 2	1	1	3	0	0	-6
21 Kayla Jackson	F 18:41	3-6 0-0	1-2	4 4 8	3 1 7	0 0	1	1	1	0	0	-13
0 Shaunae Brown	G 28:54	2-7 0-2	0-0	0 4 4	2 0 4	1 1	1	1	0	0	0	-15
14 Dani Haskell	G 33:44	3-14 2-8	2-2	0 1 1	1 3 10	3 2	0	0	2	1	0	-1
23 Erika Joseph	G 31:14	5-11 3-7	2-2	0 3 3	3 2 15	1 1	1	1	0	0	1	-11
24 Cheyenne Stubbs	20:09	1-5 0-1	0-0	0 0 0	0 0	2	0	1	2	1	0	2
33 Rhay Porter	18:05	2-5 0-0	2-4	7 8 15	1 3 6	1 1	1	1	2	0	3	2
2 Lydia Gattozzi	15:09	1-4 0-2	0-0	0 2 2	1 1 2	1 2	1	2	0	0	1	0
12 Athina Lexa	06:47	0-1 0-1	0-0	0 0 0	1 0 0	0 0	2	0	0	0	0	1
<b>Team</b>					2 3 5							
<b>Totals</b>		19-61	5-24	8-12	14 29 43	16 11	51	7	14	6	7 4 8	

Technical Fouls: NONE

**Shooting By Period**

1st FG% 4-17 23.5%  
3PT% 0-6 0.0%  
FT% 1-2 50%  
2nd FG% 6-12 50.0%  
3PT% 2-3 66.7%  
FT% 0-2 0%  
3rd FG% 4-16 25.0%  
3PT% 2-7 28.6%  
FT% 4-4 100%  
4th FG% 5-16 31.3%  
3PT% 1-8 12.5%  
FT% 3-4 75%  
GMFG% 19-61 31.1%  
3PT% 5-24 20.8%  
FT% 8-12 66.7%

Dead Ball Rebounds: 1, 0

Canisius - 37 Record: 2-12 (0-9)

NO. Name	Min	FG M-A	3P M-A	FT M-A	Rebounds OR DR TOT	Fouls PF FD	TP	AS	TO	ST	Blocks BS BA	+/-
5 Ella Vaatanen	F 21:38	0-6 0-0	0-0	1 2 3	1 1 4	0 2	1	0	1	1	0	-12
21 Kayla Jackson	F 26:31	3-5 0-0	2-4	1 3 4	0 4 8	2 3	2	0	0	0	0	-22
0 Shaunae Brown	G 21:58	2-6 2-3	0-0	1 1 0	0 0	6	0	5	0	0	0	-25
14 Dani Haskell	G 30:36	4-13 2-8	0-0	0 3 3	4 0 10	0 2	0	1	1	0	0	-17
23 Erika Joseph	G 29:10	3-10 0-5	0-0	2 0 2	2 2 6	1 1	1	0	0	0	0	-31
2 Lydia Gattozzi	18:22	1-3 0-1	0-0	1 0 1	1 1 2	2 1	1	0	0	0	0	-24
12 Athina Lexa	18:31	2-4 1-1	0-0	0 2 2	1 0 5	2 2	2	1	0	0	0	-20
24 Cheyenne Stubbs	19:45	0-2 0-1	0-0	0 2 2	1 0 3	0 0	3	0	0	0	0	-15
33 Rhay Porter	13:29	0-2 0-0	0-2	0 2 2	0 1 0	1 0	1	0	0	0	0	-14
<b>Team</b>					7 0 7							
<b>Totals</b>		15-51	5-19	2-6	12 15 27	11 9	37	10	18	3	2 2 36	

Technical Fouls: NONE

**Shooting By Period**

1st FG% 2-11 18.2%  
3PT% 0-2 0.0%  
FT% 1-2 50%  
2nd FG% 3-12 25.0%  
3PT% 2-5 40.0%  
FT% 0-0 0%  
3rd FG% 5-11 45.5%  
3PT% 2-5 40.0%  
FT% 0-2 0%  
4th FG% 5-17 29.4%  
3PT% 1-7 14.3%  
FT% 1-2 50%  
GMFG% 15-51 29.4%  
3PT% 5-19 26.3%  
FT% 2-6 33.3%

Dead Ball Rebounds: 3, 0

	RID	CAN
Biggest lead	13 (4 <sup>th</sup> 9:03)	5 (2 <sup>nd</sup> 4:44)
Best Scoring Run	9 (3 <sup>rd</sup> 8:41)	11 (4 <sup>th</sup> 1:32)
Lead Changes	2	
Times Tied	4	
Time with Lead	31:05	05:12

Points from	RID	CAN
Turnovers	15	6
Paint	26	26
Second Chance	6	13
Fast Breaks	22	5
Bench	11	10

Period by Period Scoring	1st	2nd	3rd	4th	TOT
RID	12	11	22	14	59
CAN	9	14	14	14	51

	FFD	CAN
Biggest lead	40 (4 <sup>th</sup> 4:30)	1 (1 <sup>st</sup> 9:26)
Best Scoring Run	11 (1 <sup>st</sup> 0:47)	7 (3 <sup>rd</sup> 3:17)
Lead Changes	1	
Times Tied	0	
Time with Lead	37:49	01:37

Points from	FFD	CAN
Turnovers	26	6
Paint	42	12
Second Chance	18	5
Fast Breaks	4	5
Bench	18	7

Period by Period Scoring	1st	2nd	3rd	4th	TOT
FFD	17	19	18	19	73
CAN	5	8	12	12	37



**55**

**GAME #15**  
1/20/22  
at Saint Peter's  
Run Baby Run Arena

**74**



**GAME #16**  
1/22/22  
at Monmouth  
OceanFirst Bank  
Center



Canisius - 55 Record: 2-13 (0-6)

NO. Name	Min	FG M-A	3P M-A	FT M-A	Rebounds OR DR TOT	Fouls PF FD	TP	AS	TO	ST	Blocks BS BA	+/-
5 Ella Vaatanen	F 11:58	0-3 0-2	0-0	0 0 0	2 0 0	0 0	1	0	1	0	0	-9
21 Kayla Jackson	F 22:05	4-7 0-0	0-0	2 3 5	4 1 8	1 1	1	1	0	0	0	-11
0 Shaunae Brown	G 32:33	4-8 4-6	0-0	0 1 1	1 2 12	4 1	1	1	0	0	0	-20
14 Dani Haskell	G 29:59	1-6 1-3	2-2	1 2 3	1 5 5	1 4	3	0	0	0	0	-8
23 Erika Joseph	G 31:09	2-7 1-2	3-4	0 2 2	3 4 8	1 0	1	0	1	0	0	-14
2 Lydia Gattozzi	19:30	0-2 0-1	2-2	0 1 1	1 2 2	1 4	1	0	0	0	0	-16
33 Rhay Porter	06:24	0-0 0-0	0-0	0 1 1	2 0 0	0 0	0	0	0	0	0	0
24 Cheyenne Stubbs	24:44	1-3 0-1	4-4	1 0 1	1 2 6	0 0	3	0	0	0	0	-10
12 Athina Lexa	24:43	6-12 2-6	0-0	3 1 4	2 1 14	1 2	1	1	1	1	0	-7
<b>Team</b>					2 2 4							
<b>Totals</b>		18-48	8-21	11-12	9 13 22	17 17	55	9	17	8	2 2 19	

Technical Fouls: NONE

**Shooting By Period**

1st FG% 3-8 37.5%  
3PT% 2-3 66.7%  
FT% 8-8 100%  
2nd FG% 6-11 54.5%  
3PT% 2-4 50.0%  
FT% 1-2 50%  
3rd FG% 4-10 40.0%  
3PT% 0-2 0.

# 2021-22 CANISIUS WOMEN'S BASKETBALL GAME NOTES

## 2021-22 OVERALL STATISTICS

### Game Records

Record	Overall	Home	Away	Neutral
ALL GAMES	2-13	2-7	0-6	0-0
CONFERENCE	0-6	0-5	0-1	0-0
NON-CONFERENCE	2-7	2-2	0-5	0-0

### Score by Periods

Team	1st	2nd	3rd	4th	OT	TOT
Canisius	185	199	233	214	13	844
Opponents	233	247	292	272	14	1058

### Team Box Score

No.	Player				Total		3-Point		F-Throw		Rebounds											
		GP-GS	MIN	AVG	FG-FGA	FG%	3FG-3FGA	3FG%	FT-FTA	FT%	OFF	DEF	TOT	AVG	PF	DQ	A	TO	BLK	STL	PTS	AVG
14	HASKELL, Dani	15-15	482:36	32.2	71-206	.345	31-114	.272	40-48	.833	13	47	60	4.0	26	0	38	55	2	22	213	14.2
23	JOSEPH, Erika	14-14	473:22	33.8	52-145	.359	27-70	.386	15-26	.577	18	29	47	3.4	32	1	14	20	2	9	146	10.4
0	BROWN, Shaunae	15-15	437:39	29.2	42-132	.318	18-59	.305	11-19	.579	6	29	35	2.3	20	0	39	43	0	7	113	7.5
2	GATTOZZI, Lydia	15-1	321:45	21.4	33-94	.351	8-33	.242	25-33	.758	13	22	35	2.3	23	0	13	28	3	5	99	6.6
21	JACKSON, Kayla	14-14	275:30	19.7	30-63	.476	0-2	.000	20-41	.488	31	60	91	6.5	33	0	7	23	5	17	80	5.7
24	STUBBS, Cheyenne	15-1	253:32	16.9	21-54	.389	14-31	.452	12-12	1.000	8	10	18	1.2	8	0	13	19	1	11	68	4.5
12	LEXA, Athina	13-0	204:25	15.7	19-46	.413	6-23	.261	2-4	.500	3	14	17	1.3	23	0	7	29	2	6	46	3.5
5	VAATANEN, Ella	15-15	327:32	21.8	18-73	.247	7-36	.194	4-12	.333	14	28	42	2.8	34	1	10	26	16	11	47	3.1
33	PORTER, Rhay	14-0	232:05	16.6	13-27	.481	0-0	.000	6-21	.286	27	52	79	5.6	34	1	6	15	21	10	32	2.3
13	KARATASIOU, Xanthippi	2-0	18:01	9.0	0-0	.000	0-0	.000	0-0	.000	0	1	1	0.5	4	0	0	2	0	1	0	0.0
Team											40	34	74					19				
<b>Total</b>		<b>15</b>	<b>3026</b>		<b>299-840</b>	<b>.356</b>	<b>111-368</b>	<b>.302</b>	<b>135-216</b>	<b>.625</b>	<b>173</b>	<b>326</b>	<b>499</b>	<b>33.3</b>	<b>237</b>	<b>3</b>	<b>147</b>	<b>279</b>	<b>52</b>	<b>99</b>	<b>844</b>	<b>56.3</b>
<b>Opponents</b>		<b>15</b>	<b>3025</b>		<b>406-915</b>	<b>.444</b>	<b>77-245</b>	<b>.314</b>	<b>169-241</b>	<b>.701</b>	<b>211</b>	<b>392</b>	<b>603</b>	<b>40.2</b>	<b>251</b>	<b>4</b>	<b>213</b>	<b>225</b>	<b>47</b>	<b>116</b>	<b>1058</b>	<b>70.5</b>

### Team Statistics

	CANIS	OPP
<b>Scoring</b>	<b>844</b>	<b>1058</b>
Points per game	56.3	70.5
Scoring margin	-14.3	-
<b>Field goals-att</b>	<b>299-840</b>	<b>406-915</b>
Field goal pct	.356	.444
<b>3 point fg-att</b>	<b>111-368</b>	<b>77-245</b>
3-point FG pct	.302	.314
3-pt FG made per game	7.4	5.1
<b>Free throws-att</b>	<b>135-216</b>	<b>169-241</b>
Free throw pct	.625	.701
F-Throws made per game	9.0	11.3
<b>Rebounds</b>	<b>499</b>	<b>603</b>
Rebounds per game	33.3	40.2
Rebounding margin	-6.9	-
<b>Assists</b>	<b>147</b>	<b>213</b>
Assists per game	9.8	14.2
<b>Turnovers</b>	<b>279</b>	<b>225</b>
Turnovers per game	18.6	15.0
Turnover margin	-3.6	-
Assist/turnover ratio	0.5	0.9
<b>Steals</b>	<b>99</b>	<b>116</b>
Steals per game	6.6	7.7
<b>Blocks</b>	<b>52</b>	<b>47</b>
Blocks per game	3.5	3.1
<b>Winning streak</b>	<b>0</b>	<b>-</b>
Home win streak	0	-
<b>Attendance</b>	<b>4556</b>	<b>4127</b>
Home games-Avg/Game	9-506	6-688
Neutral site-Avg/Game	-	0-0

### Team Results

Date	Opponent	Score	Att.
11/09/2021	at Buffalo	L 42-102	1189
11/13/2021	at Binghamton	L 56-73	1000
11/17/2021	at St. Bonaventure	L 59-67	350
11/20/2021	Colgate	W 61-58	746
11/23/2021	Detroit Mercy	W 64-55	542
11/27/2021	Robert Morris	L 43-57	569
12/01/2021	at Duquesne	L 60-69	503
12/08/2021	Youngstown St.	L 66-69	541
12/15/2021	at Albany (NY)	L 46-65	835
12/19/2021	Saint Peter's	L 55-65	408
12/21/2021	Manhattan	L 63-85	404
01/09/2022	Niagara	Lot 86-87	337
01/13/2022	Rider	L 51-59	504
01/15/2022	Fairfield	L 37-73	505
01/20/2022	at Saint Peter's	L 55-74	250



# 2021-22 CANISIUS WOMEN'S BASKETBALL GAME NOTES

## 2021-22 MAAC STATISTICS

### Game Records

Record	Overall	Home	Away	Neutral
ALL GAMES	0-6	0-5	0-1	0-0
CONFERENCE	0-6	0-5	0-1	0-0
NON-CONFERENCE	0-0	0-0	0-0	0-0

### Score by Periods

Team	1st	2nd	3rd	4th	OT	TOT
Canisius	79	83	87	85	13	347
Opponents	98	101	134	96	14	443

### Team Box Score

No.	Player				Total		3-Point		F-Throw		Rebounds											
		GP-GS	MIN	AVG	FG-FGA	FG%	3FG-3FGA	3FG%	FT-FTA	FT%	OFF	DEF	TOT	AVG	PF	DQ	A	TO	BLK	STL	PTS	AVG
14	HASKELL, Dani	6-6	199:33	33.3	26-83	.313	15-47	.319	12-16	.750	6	14	20	3.3	11	0	14	22	2	9	79	13.2
23	JOSEPH, Erika	5-5	147:55	29.6	16-54	.296	8-24	.333	7-9	.778	4	8	12	2.4	16	1	4	7	2	2	47	9.4
0	BROWN, Shaunae	6-6	170:22	28.4	19-49	.388	9-22	.409	5-7	.714	1	15	16	2.7	7	0	16	14	0	2	52	8.7
2	GATTOZZI, Lydia	6-1	124:38	20.8	13-28	.464	3-10	.300	13-16	.813	6	7	13	2.2	8	0	6	14	0	2	42	7.0
21	JACKSON, Kayla	5-5	101:05	20.2	12-23	.522	0-0	.000	4-7	.571	10	16	26	5.2	11	0	3	4	2	8	28	5.6
12	LEXA, Athina	6-0	109:42	18.3	14-33	.424	5-16	.313	0-2	.000	3	8	11	1.8	12	0	3	11	1	2	33	5.5
24	STUBBS, Cheyenne	6-1	132:13	22.0	10-28	.357	6-15	.400	4-4	1.000	3	3	6	1.0	6	0	9	9	1	6	30	5.0
5	VAATANEN, Ella	6-6	142:05	23.7	7-36	.194	2-14	.143	3-6	.500	6	12	18	3.0	14	0	3	12	10	6	19	3.2
33	PORTER, Rhay	6-0	100:32	16.8	7-13	.538	0-0	.000	3-13	.231	14	24	38	6.3	13	1	4	5	11	4	17	2.8
Team											18	11	29				8					
<b>Total</b>		<b>6</b>	<b>1228</b>		<b>124-347</b>	<b>.357</b>	<b>48-148</b>	<b>.324</b>	<b>51-80</b>	<b>.638</b>	<b>71</b>	<b>118</b>	<b>189</b>	<b>31.5</b>	<b>98</b>	<b>2</b>	<b>62</b>	<b>106</b>	<b>29</b>	<b>41</b>	<b>347</b>	<b>57.8</b>
<b>Opponents</b>		<b>6</b>	<b>1225</b>		<b>172-367</b>	<b>.469</b>	<b>27-84</b>	<b>.321</b>	<b>72-107</b>	<b>.673</b>	<b>91</b>	<b>163</b>	<b>254</b>	<b>42.3</b>	<b>95</b>	<b>0</b>	<b>94</b>	<b>93</b>	<b>13</b>	<b>49</b>	<b>443</b>	<b>73.8</b>

### Team Statistics

	CANIS	OPP
<b>Scoring</b>	<b>347</b>	<b>443</b>
Points per game	57.8	73.8
Scoring margin	-16.0	-
<b>Field goals-att</b>	<b>124-347</b>	<b>172-367</b>
Field goal pct	.357	.469
<b>3 point fg-att</b>	<b>48-148</b>	<b>27-84</b>
3-point FG pct	.324	.321
3-pt FG made per game	8.0	4.5
<b>Free throws-att</b>	<b>51-80</b>	<b>72-107</b>
Free throw pct	.638	.673
F-Throws made per game	8.5	12.0
<b>Rebounds</b>	<b>189</b>	<b>254</b>
Rebounds per game	31.5	42.3
Rebounding margin	-10.8	-
<b>Assists</b>	<b>62</b>	<b>94</b>
Assists per game	10.3	15.7
<b>Turnovers</b>	<b>106</b>	<b>93</b>
Turnovers per game	17.7	15.5
Turnover margin	-2.2	-
Assist/turnover ratio	0.6	1.0
<b>Steals</b>	<b>41</b>	<b>49</b>
Steals per game	6.8	8.2
<b>Blocks</b>	<b>29</b>	<b>13</b>
Blocks per game	4.8	2.2
<b>Winning streak</b>	<b>0</b>	<b>-</b>
Home win streak	0	-
<b>Attendance</b>	<b>2158</b>	<b>250</b>
Home games-Avg/Game	5-432	1-250
Neutral site-Avg/Game	-	0-0

### Team Results

Date	Opponent		Score	Att.
12/19/2021	Saint Peter's	L	55-65	408
12/21/2021	Manhattan	L	63-85	404
01/09/2022	Niagara	Lot	86-87	337
01/13/2022	Rider	L	51-59	504
01/15/2022	Fairfield	L	37-73	505
01/20/2022	at Saint Peter's	L	55-74	250

