

2019-20 SCHEDULE

| DATE | OPPONENT | TIME/RESULT |
|------------------------|-------------------------|-------------|
| Nov. 9 | at Brown | L, 75-68 |
| Nov. 13 | at Albany | L, 83-57 |
| NOV. 16 | BUCKNELL | W, 83-81 |
| NOV. 23 | ST. BONAVENTURE (1) | W, 61-57 |
| Nov. 26 | at UIC (2) | W, 94-64 |
| Dec. 1 | vs. Mercer (2) # | W, 76-66 |
| Dec. 2 | vs. Hofstra (2) # | L, 64-57 |
| Dec. 4 | at Florida Atlantic (2) | L, 62-59 |
| DEC. 14 | HOLY CROSS | W, 80-72 |
| Dec. 18 | at Buffalo | L, 82-73 |
| Dec. 23 | at Siena * | L, 73-72 |
| Dec. 30 | at Pitt | L, 87-79 |
| JAN. 3 | MANHATTAN * | L, 71-67 |
| JAN. 5 | FAIRFIELD * | L, 46-42 |
| Jan. 10 | at Monmouth * | L, 84-65 |
| Jan. 12 | at Saint Peter's * | W, 72-68 |
| JAN. 17 | SIENA * | TONIGHT |
| JAN. 19 | RIDER * | 2 P.M. |
| Jan. 24 | at Iona * | 7 p.m. |
| Jan. 26 | at Fairfield * | 2 p.m. |
| JAN. 31 | QUINNIPIAC * | 7 P.M. |
| FEB. 2 | MARIST * | 2 P.M. |
| Feb. 7 | at Rider * | 7 p.m. |
| Feb. 12 | at Niagara * | 7 p.m. |
| FEB. 14 | MONMOUTH * | 7 P.M. |
| Feb. 21 | at Quinnipiac * | 7:30 p.m. |
| Feb. 23 | at Manhattan * | 2 p.m. |
| FEB. 27 | IONA * | 7 P.M. |
| FEB. 29 | SAINT PETER'S * | 2 P.M. |
| Mar. 4 | at Marist * | 7 p.m. |
| MAR. 6 | NIAGARA * | 7 P.M. |
| 2020 MAAC Championship | | |
| Mar. 10-14 | at Atlantic City, N.J. | TBA |

SCHEDULE NOTES:

1 - game at KeyBank Center (Buffalo, N.Y.)
 2 - Boca Raton Beach Classic
 # - played in Boca Raton, Fla.
 * - MAAC game

>>

GAME 17

CANISIUS (6-10, 1-4 MAAC) vs. SIENA (7-7, 3-2 MAAC)

Jan. 17, 2020 • 7:00 PM • Buffalo, N.Y. • Koessler Athletic Center



Canisius Golden Griffins

Head Coach: Reggie Witherspoon

Record at Canisius: 60-55 (4th Season)

Overall: 258-283 (18th Season)



Siena Saints

Head Coach: Carmen Maciariello

Record at Siena: 7-7 (1st Season)

Overall: Same

Video: ESPN+

..... Jay Moran and Richard Walsh

Radio: WECK Radio Buffalo

... Andy Helwig and Jermaine Crumpton

Live Stats: GoGriffs.com

All-Time Series: SIE leads 55-48

Home vs. Siena: CAN leads 31-15

Last Meeting: SIE 73, CAN 72

... 12/23/2019 at Times Union Center

Active Streak: SIE won 1

GRIFFS START HOME WEEKEND BY HOSTING SIENA

- ▶ The Canisius men's basketball team opens a two-game homestand tonight when the Golden Griffins host Siena in a MAAC match-up at the Koessler Athletic Center.
- ▶ The Griffis snapped a six-game losing streak last Sunday after the team beat Saint Peter's 72-68. Canisius trailed by five points with 2:48 left to play before ending the game on a 9-0 run over the final 2:12 of the contest.
- ▶ The win at Saint Peter's also marked the 60th victory at Canisius for head coach **Reggie Witherspoon**. He's the 11th coach in program history to reach 60 career wins.
- ▶ This game tonight will end the season series between Canisius and Siena. The Saints won the first meeting between the two schools 73-72 back on Dec. 23 in Albany, N.Y.

FASTBREAK POINTS

- ▶ Canisius' 72-68 win at Saint Peter's ended the Blue and Gold's six-game losing skid and also improved the Griffis to 3-4 on the year in games decided by five-points or less.
- ▶ Dating back to last season, Canisius has played 22 games decided by five-points or fewer. The Griffis are 14-8 in those 22 contests.
- ▶ Senior **Malik Johnson** led the Griffis with a game-high 15 points in the win at Saint Peter's last Sunday. He has scored in double-figures 10 times this season and 41 times in his career.
- ▶ Tonight, Johnson will tie former Griff and Canisius Hall of Famer **Kevin Downey** for third on the school's career games started list at 116.
- ▶ Freshman **Armon Harried** was honored as the MAAC Rookie of the Week on Monday after he posted 11.5 points and 5.0 rebounds in two games at Monmouth and Saint Peter's. He has been honored as the MAAC Rookie of the Week two times in the last three weeks.
- ▶ Harried and fellow freshman **Jacco Fritz** are the first Canisius freshmen duo to win multiple MAAC Rookie of the Week honors in the same season since 2000-01.
- ▶ Junior **Majesty Brandon**, who scored 30 points at Siena Dec. 23, had 14 points in the win at Saint Peter's with 11 of those coming after halftime. Of those 11 points, five came in the final 2:12 to help lead Canisius to the victory.

CANISIUS' PROBABLE STARTERS

| # | PLAYER | PPG. | RPG. | APG. | SPG. | BPG. |
|---|-------------------------------------|------|------|------|------|------|
| 1 | Malik Johnson (5-10, 165, G, Sr.) | 12.7 | 6.0 | 5.6 | 2.6 | 0.1 |
| Ranked ninth in the MAAC in rebs per game... Starting his 116th career game tonight. | | | | | | |
| 3 | Jordan Henderson (6-3, 180, G, So.) | 7.3 | 1.9 | 2.5 | 0.9 | 0.1 |
| Scored 11 points in win at Saint Peter's Jan. 12... Matched career-high w/ 5 assists vs. SPU. | | | | | | |
| 11 | Armon Harried (6-4, 185, G, Fr.) | 7.3 | 3.8 | 0.9 | 1.4 | 0.1 |
| Named MAAC Rookie of the Week on Monday... Ranked 10th in MAAC w/ 1.4 steals/game. | | | | | | |
| 2 | Corey Brown (6-8, 225, F, Sr.) | 3.5 | 2.3 | 0.7 | 0.8 | 0.7 |
| Playing in his 99th college game tonight... Had six points in start at Saint Peter's Sunday. | | | | | | |
| 10 | Jacco Fritz (6-10, 190, F, Fr.) | 7.3 | 4.4 | 1.8 | 0.4 | 0.3 |
| Averaging 7.8 points per game in the last 5... Ranks 10th in MAAC w/ 2.1 off. rebs./game. | | | | | | |

FOLLOW THE GRIFFS



GoGriffs.com



@Griffs_MBB



Griffs_MBB

MBB CONTACT: Matt Reitnour (Associate Athletic Director - Communications)

Email: reitnourm@canisius.edu | Cell: (716) 316-7362

@MReitnour82 | @Griffs_MBB | @GoGriffs

CANISIUS BASKETBALL



0 AKRUM AHMED
G, Fr., 6-5, 185
Hackensack, N.J.



1 MALIK JOHNSON
G, Sr., 5-10, 165
Richmond, Va.



2 COREY BROWN
F, Sr., 6-8, 225
Hollywood, Fla.



3 JORDAN HENDERSON
G, So., 6-5, 180
Cincinnati, Ohio



4 JALANNI WHITE
F, Jr., 6-8, 215
New Haven, Conn.



5 SAM RAUTINS
G, So., 6-4, 190
Syracuse, N.Y.



10 JACCO FRITZ
F, Fr., 6-10, 200
Tiel, Netherlands



11 ARMON HARRIED
G, Fr., 6-4, 185
Baltimore, Md.



15 MAJESTY BRANDON
G, Jr., 6-0, 185
Bronx, N.Y.



21 SCOTT HITCHON
F, Jr., 6-8, 215
Whitby, Ontario



22 MALEK GREEN
F, Jr., 6-7, 215
Cincinnati, Ohio



23 DANTAI ST. LOUIS
F, Sr., 6-8, 235
Brampton, Ontario




24 IVAN HADŽIĆ
C, So., 6-9, 240
Šabac, Serbia



REGGIE WITHERSPOON
Head Coach
4th Season at Canisius



CHRIS HAWKINS
Assistant Coach
4th Season at Canisius



THURMAN SCHAETZLE
Assistant Coach
2nd Season at Canisius



CALVIN CAGE
Assistant Coach
1st Season at Canisius



JAKE KROLL
Academics/DOBO
4th Season at Canisius

NUMERICAL ROSTER

| No. | Name | Cl. | Pos. | Ht. | Wt. | Hometown | Last School |
|-----|------------------|-----|------|------|-----|-------------------|----------------------------|
| 0 | Akrum Ahemed | Fr. | G | 6-5 | 185 | Hackensack, N.J. | Scotland Campus |
| 1 | Malik Johnson | Sr. | G | 5-10 | 165 | Richmond, Va. | Blue Ridge School |
| 2 | Corey Brown | Sr. | F | 6-8 | 225 | Hollywood, Fla. | Northern Arizona |
| 3 | Jordan Henderson | So. | G | 6-5 | 180 | Cincinnati, Ohio | Indiana Elite Prep |
| 4 | Jalanni White | Jr. | F | 6-8 | 215 | New Haven, Conn. | Notre Dame-West Haven |
| 5 | Sam Rautins | So. | G | 6-4 | 190 | Syracuse, N.Y. | Athlete Institute Prep |
| 10 | Jacco Fritz | Fr. | F | 6-10 | 200 | Tiel, Netherlands | DME Academy (Fla.) |
| 11 | Armon Harried | Fr. | G | 6-4 | 185 | Baltimore, Md. | Lake Clifton |
| 15 | Majesty Brandon | Jr. | G | 6-0 | 165 | Bronx, N.Y. | Monroe Community College |
| 21 | Scott Hitchon | Jr. | F | 6-8 | 215 | Whitby, Ontario | Thornlea Secondary |
| 22 | Malek Green + | Jr. | F | 6-7 | 215 | Cincinnati, Ohio | Morehead State |
| 23 | Dantai St. Louis | Sr. | F | 6-8 | 235 | Brampton, Ontario | Orangeville Prep |
| 24 | Ivan Hadžić | So. | C | 6-9 | 240 | Šabac, Serbia | Southwest Christian (Ark.) |

+ - will redshirt in 2019-20

CANISIUS PRONUNCIATIONS

| | |
|----|-----------------------------------|
| 0 | Akrum ahh-MED |
| 4 | jah-LON-ee White |
| 10 | yach-OH Fritz |
| 11 | Armon ha-REED |
| 23 | don-TAY St. Louis (like the city) |
| 24 | E-von HA-zhich |

Thurman SHAT-zull

Head Coach: Reggie Witherspoon (4th); **Assistant Coaches:** Chris Hawkins (4th), Thurman Schaetzle (2nd), Calvin Cage (1st);
Basketball Academic and Operations: Jake Kroll (4th); **Athletic Performance:** Mike Guzda (3rd); **Athletic Trainer:** Tyler LaMonica (2nd);
Graduate Assistant: Caleb Gilbride (2nd); **Student Managers:** Austin Buschang (4th); Quinn Imiola (3rd); Shane Hurd (1st); Luca Militelo (1st)

GAME NOTES

SERIES HISTORY VS. SIENA

All-Time Series Siena leads 55-48
At Canisius Canisius leads 31-15
At Siena Siena lead 38-15
At Neutral Site Series tied at 2-2
Postseason Siena leads 5-3

Current Streak Siena won 1
Last 5 Games Canisius leads 3-2

Overtime Games Canisius leads 7-4
Five-Point Games Siena leads 14-12

Canisius

Most Points 102, 02/03/1976
Largest Victory 40, 03/01/1997

Siena

Most Points 103, 02/17/1975
Largest Victory 33, 01/31/1991

LAST 10 VS. SIENA (6-4)

| DATE | SITE | RESULT |
|------------|------|-----------------------|
| 02/19/2015 | A | W, 69-63 [^] |
| 01/24/2016 | H | L, 99-78 |
| 02/11/2016 | A | L, 90-67 |
| 01/02/2017 | H | W, 82-79 |
| 02/04/2017 | A | W, 80-73 |
| 01/07/2018 | A | L, 65-62 |
| 02/08/2018 | H | W, 89-65 |
| 01/05/2019 | A | W, 70-66 |
| 03/01/2019 | H | W, 68-62 |
| 12/23/2019 | A | L, 73-72 |

NOTES

[^] - overtime game

CURRENT ROSTER VS. SIENA

| PLAYER | GP | PPG | RPG | SERIES HIGH PTS |
|-----------|----|------|-----|-------------------------|
| Ahemed | 1 | 0.0 | 0.0 | -- |
| Johnson | 7 | 4.6 | 3.3 | 10 vs. SIE (03/01/19) |
| Brown | 1 | 2.0 | 1.0 | 2 at SIE (12/23/19) |
| Henderson | 2 | 4.5 | 1.5 | 6 vs. SIE (03/01/19) |
| White | 4 | 6.5 | 3.8 | 11 vs. SIE (03/01/19) |
| Rautins | 0 | 0.0 | 0.0 | -- |
| Fritz | 1 | 6.0 | 3.0 | 6 at SIE (12/23/19) |
| Harried | 1 | 8.0 | 9.0 | 8 at SIE (12/23/19) |
| Brandon | 1 | 30.0 | 2.0 | 30 at SIE (12/23/19) |
| Hitchon | 5 | 7.8 | 2.4 | 15 at SIE (12/23/19) |
| St. Louis | 4 | 1.0 | 1.8 | 2, 2x (last - 01/05/19) |
| Hadzic | 0 | 0.0 | 0.0 | -- |

ON THIS DATE

JANUARY 17

- ▶ This marks the 21st time in program history where the Griffis have played on Jan. 17. The team is 10-10 in the previous 20 games played on this date.
- ▶ Canisius has won four straight on this date, going back to Jan. 17, 2013. On that date, the Griffis beat Manhattan 64-60 in overtime. That victory was the 400th in the head coaching career of former bench boss **Jim Baron**.

LAST TIME OUT

CANISIUS 72, SAINT PETER'S 68 • Jan. 12 | Yanitelli Center | Jersey City, N.J.

- ▶ Canisius snapped a six-game losing streak with a 72-68 road win over Saint Peter's in the Yanitelli Center. The win moved the Golden Griffins to 6-10 overall and 1-4 in MAAC play.
- ▶ Canisius trailed by five points at 68-63 with 2:48 left to play, but closed the game on a 9-0 run over the final 2:12 of the contest to secure its first conference victory of the season.
- ▶ The Griffis ended the game by shooting 48.0 percent from the field despite going just 5-of-18 from 3-point land. Four Canisius players recorded double-figures in the scoring column, led by senior **Malik Johnson**, who scored a game-high 15 points.
- ▶ Junior **Majesty Brandon** scored 14 points off the bench in the win, with 11 of those coming after halftime and five of those points coming in the game's final 2:12.
- ▶ The win for the Griffis serves as the Blue and Gold's four-straight over the Peacocks, dating back to the start of the 2017-18 season.

ABOUT THE SAINTS

- ▶ Siena comes into tonight's game with an overall record of 7-7 to go with a 3-2 mark in MAAC play.
- ▶ The Saints are coming off an 81-69 loss at Manhattan Jan. 12.
- ▶ As a team, Siena ranks second in the MAAC and 53rd in the nation in rebounding margin at +5.3. When these two teams met in December, the Saints finished the game with a 42-29 advantage on the glass.
- ▶ Sophomore **Jalen Pickett**, the MAAC's Preseason Player of the Year, ranks third in the MAAC and 198th nationally with his 15.5 points per game scoring average. In league games, he's averaging 14.6 points per contest, which includes a 22-point performance in Siena's win over the Griffis Dec. 23.
- ▶ Junior guard **Manny Camper** has nine double-doubles to his credit this season, which ranks 12th in the nation. Camper's 11.5 rebounds per game ranks second in the conference and seventh in the nation. He was good for 14 boards when Siena played host to Canisius back on Dec. 23.

CANISIUS - SIENA HISTORY

- ▶ Tonight will be the 104th all-time meeting between these two schools, with Siena holding a 55-48 lead in the series.
- ▶ Despite losing to Siena on Dec. 23 in the first meeting of the season between these programs, the Griffis have won three of the last five and six of the last 10 games between these two longtime MAAC rivals.
- ▶ Canisius is 31-15 all-time at home against Siena, with 17 of those wins coming in the Koessler Athletic Center. The Saints' 12 wins in the KAC ranks fourth among MAAC opponents.

MAAC MASTERS

- ▶ Since the start of the 2012-13 season, Canisius ranks third among the current MAAC schools with its 81 regular-season league wins.
- ▶ Only Iona (97 wins) and Rider (84 wins) have more victories during regular-season play in league than the Blue and Gold in that time.
- ▶ In the seven years prior to the 2012-13 season, Canisius won a total of 36 MAAC regular-season contests.

TOUGH LUCK MAAC START

- ▶ Canisius started league play this season with a 73-72 loss at Siena Dec. 23. That loss ended the Griffis' seven-year string of opening MAAC play with a victory.
- ▶ This year's one-point loss to the Saints to open league play marks just the fifth time in program history where Canisius' first MAAC game of the year was decided by one point. The Griffis are 3-2 in those games all-time, which have all come since the 1997-98 conference opener.

CLOSE, BUT NO CIGARS

- ▶ Last season, Canisius played in 14 games decided by five-points or less, and the Griffis led the nation with 11 wins in those 14 contests.
- ▶ The 2019-20 season has resulted in different outcome for the Blue and Gold in close games early on, as Canisius enters tonight's game with a 3-4 record in games decided by five or less, with three of those losses coming in MAAC play.

UP NEXT FOR THE GRIFFS

- ▶ Canisius will close out the weekend homestand Sunday at 2 p.m., when the Blue and Gold hosts Rider in the Koessler Athletic Center. That game will be broadcast live on ESPN+.
- ▶ Last season, the Griffis and the Broncs split the regular-season series, with each team winning a road game. Canisius' 81-80 win at Rider on Feb. 8, 2019 came after former guard **Jonathan Sanks** hit the game-winning 3-point field goal with 7.9 seconds left to play.

CANISIUS BASKETBALL

OLD-SCHOOL SUCCESS

- ▶ In Canisius' win over Saint Peter's Jan. 12, 38 of the Griffs' 72 total points came from 2-point field goals.
- ▶ Coming into tonight's game, 54.3 percent of Canisius' total points this season have come from the traditional 2-point area, which ranks 70th in the nation, according to kenpom.com.
- ▶ As a team, Canisius is averaging 69.1 points per game, which ranks fourth in the MAAC and 243rd in the nation, despite the team ranking 300th nationally with 93 total makes from 3-point land.

TOO MANY POINTS OFF TURNOVERS

- ▶ Canisius gave up 28 points off 22 turnovers in the loss at Monmouth Jan. 10, the sixth time this season the Griffs allowed 20-plus points off turnovers in a game.
- ▶ Through 16 games this season, Canisius' opponents are averaging 17.4 points per game off turnovers.

THE GRIFFS NOT AFRAID TO SHOOT FROM DEEP

- ▶ Despite ranking 294th in the nation with 5.8 makes per game from 3-point land this season, the Griffs have proven they can get hot from behind the arc.
- ▶ With the season-high 15 makes from 3-point range at UIC Nov. 26, Canisius has made 10-or more treys 79 times since the start of the 2012-13 season.
- ▶ Canisius ended the 2018-19 season play by hitting 8.0 3-point makes per game, which ranked sixth in the MAAC and 145th in the country.

DROPPING DIMES

- ▶ The Griffs average 14.1 assists per game this season after the team had 15 assists in the win at Saint Peter's last Sunday. The Blue and Gold starts tonight's game ranked second in the MAAC in assists per game average, while also ranking 124th nationally.
- ▶ In the three previous seasons under head coach **Reggie Witherspoon**, Canisius has ranked in the top-100 nationally in assists per game three times, highlighted by the team's sixth-place finish following the 2016-17 campaign.

BUFFALO STEALERS

- ▶ As a team, Canisius has recorded five-or-more steals in all 16 games this. The team's 8.5 steals per game average ranks second in the MAAC and 38th in the nation.
- ▶ As a team, Canisius was credited with 15 steals in the loss to Manhattan Jan. 3. Those 15 steals are the most for the Griffs in a home game since the team had 13 swipes in a home victory over Siena Jan. 19, 2013.

TO GIVE AND TO TAKE

- ▶ As a team, Canisius is averaging 16.6 turnovers per game, which ranks 10th in the MAAC and 333rd in the nation.
- ▶ However, thanks to forcing 17.6 opponent turnovers per game (19th best in the nation), the Griffs' rank fourth in the league and 136th in the nation with a +1.0 turnover margin.

OFFENSIVE ON THE GLASS

- ▶ After grabbing a season-low two offensive rebounds at Siena Dec. 23, Canisius has responded by pulling down a total of 57 offensive rebounds in the last five games, including a season-high 17 in the road loss at Pitt Dec. 30.
- ▶ The Blue and Gold enters tonight's game averaging 10.3 offensive rebounds per game, which ranks fourth in the MAAC and 179th in the nation.

THAT 70s SHOW

- ▶ Under head coach **Reggie Witherspoon**, the Griffs are 50-24 when posting 70 points or more on the scoreboard.

GRIFFS GO SHARPIE

- ▶ The Griffs are 92-3 since the start of 2013-14 when leading at the 2:00 mark of the second half of a game.
- ▶ The Griffs are 85-9 since 2013-14 when leading at the 5:00 mark in the second half.

PROTECT THIS HOUSE

- ▶ The Griffs own an all-time record of 240-147 (.620 win percentage) in the Koessler Athletic Center. The team is 119-115 (.509 win percentage) since 2001.
- ▶ Canisius did not use the Koessler Center as its main home venue until 1999-00.

QUICK FACTS

CANISIUS COLLEGE

| | |
|-----------------------------------|------------------------------------|
| Location | Buffalo, NY |
| Founded | 1870 |
| Enrollment..... | 3,171 |
| Nickname..... | Golden Griffins |
| Colors..... | Blue & Gold |
| Home Court..... | Koessler Athletic Center (2,196) |
| Affiliation | NCAA Division I |
| Conference | Metro Atlantic Athletic Conference |
| President | John J. Hurley |
| Director of Athletics | Bill Maher |
| Athletic Department Website | GoGriffs.com |
| Athletic Department Twitter | @GoGriffs |
| Athletic Department Phone | (716) 888-2972 |

BASKETBALL HISTORY

| | |
|---|----------------------------|
| First Year of Basketball..... | 1903-04 |
| All-Time Record | 1,313-1,277 (116th season) |
| All-Time MAAC Record..... | 233-294 (30th season) |
| NCAA Tournament Years (Record)/Last | 4, (4-6), 1996 |
| NIT Years (Record)/Last | 5 (5-6)/1995 |
| CBI Years (Record)/Last..... | 1 (0-1)/2018 |
| CIT Years (Record)/Last..... | 4 (4-4)/2017 |
| 20-Win Seasons, Last..... | 9, 2017-18 |

COACHING STAFF

| | |
|--------------------------------|------------------------------------|
| Head Coach | Reggie Witherspoon |
| Alma Mater | Empire State '95 |
| Overall Record (years) | 258-283 (18th year) |
| Record at Canisius | 60-55 (4th year) |
| Basketball Office | (716) 888-2971 |
| Best time to reach coach | Contact SID |
| Assistant Coach | Chris Hawkins (Radford '92) |
| Assistant Coach | Thurman Schaetzle (Mercyhurst '11) |
| Assistant Coach | Calvin Gage (Buffalo '06) |
| Academics & Operations | Jake Kroll (Buffalo '15) |
| Graduate Assistant | Caleb Gilbride (Pittsburgh '18) |
| Athletic Trainer | Tyler LaMonica (Brockport '17) |
| Athletic Performance | Michael Guzda (Cincinnati '93) |

2019-20 TEAM

| | |
|------------------------------------|--------------------------------|
| Letterwinners Returning/Lost | 7/6 |
| Starters Returning/Lost | 3/2 |
| 2018-19 Overall | 15-17 (H: 5-8; A: 9-5; N: 1-4) |
| 2018-19 MAAC | 11-7 (H: 4-5; A: 7-2) |
| 2018-19 MAAC Finish | T2nd of 11 |
| 2019 MAAC Tournament | Semis, L 73-59 vs. Monmouth |

CANISIUS ATHLETIC COMMUNICATIONS

| | |
|---|------------------------|
| Associate AD for Communications (MBB) | Matt Reitnour |
| Email | reitnourm@canisius.edu |
| Office Phone | (716) 888-8265 |
| Cell Phone | (716) 316-7362 |
| Twitter | @MReitnour82 |
| Press Row Phone | (716) 316-7362 |
| MBB Twitter | @Griffs_MBB |
| MBB Instagram | Griffs_MBB |
| Department Facebook | /GoGriffs |
| Department YouTube | /CanisiusAthletics |

GAME NOTES

START HIM UP

- ▶ Canisius senior **Malik Johnson** will be making his 116th consecutive start tonight when the line-ups are introduced prior to the Griffs taking on Siena.
- ▶ Johnson starts tonight's game tied for fourth in Canisius history with his 115 starts. He has started every game for Canisius under fourth-year head coach **Reggie Witherspoon**.
- ▶ By making his 116th start tonight, the Richmond, Va., native moves into a third-place tie with former Griff **Kevin Downey** on the school's all-time games started list.

| Player | School | Con. GS |
|-------------------------|--------------|---------|
| 1. Payton Pritchard | Oregon | 125 |
| 2. Lamar Stevens | Penn State | 120 |
| 3. TJ Haws | BYU | 118 |
| 4. Nico Carvacho | Colorado St. | 116 |
| Anthony Cowan Jr. | Maryland | 116 |
| Byron Frohnen | UTSA | 116 |
| 7. Malik Johnson | Canisius | 115 |

JOHNSON HAPPY TO HELP

- ▶ Senior guard **Malik Johnson** was good for a five assists in the Griffs' loss win over Saint Peter's Jan. 12, the 60th time in his career he's been good for five-or-more assists in a game.
- ▶ Those Richmond, Va., native starts tonight's game in third-place on the school's career assist list.
- ▶ Johnson enters this game averaging 5.6 assists per game this season, which leads the MAAC and ranks 36th in the nation.
- ▶ Johnson's 545 career assists ranks him eighth among all active Division I players in the nation.

Canisius - Career Assist List

| Player | Career | GP | Assists |
|-------------------------|------------|-----|---------|
| 1. Frank Turner | 2006-10 | 125 | 616 |
| 2. Bam Moore | 1993-97 | 120 | 550 |
| 3. Malik Johnson | 2016-Pres. | 115 | 545 |
| 4. Brian Dux | 1999-03 | 119 | 508 |
| 5. Rodney Brown | 1988-92 | 116 | 453 |

TO GIVE AND TO TAKE

- ▶ Senior **Malik Johnson** was credited with two steals against Monmouth on Friday, the 48th time in his career where he's recorded two-or-more steals in a contest.
- ▶ His career-high seven steals vs. Holy Cross at home Dec. 14 stand the most for a Canisius player since **Craig Wise** had seven swipes against St. Bonaventure in The Aud on Jan. 25, 1994, and it also serves as the most steals for a player at the Koessler Athletic Center since former Griff **Harry Seymour** set the building record with nine steals in a game against Vermont on Jan. 28, 1991.
- ▶ Johnson enters tonight's game leading the MAAC and ranking 12th in the nation with his 2.6 steals per outing this season.

Canisius - Career Steals List

| Player | Career | GP | Steals |
|-------------------------|------------|-----|--------|
| 1. Ray Hall | 1981-85 | 115 | 219 |
| 2. Craig Wise | 1991-95 | 121 | 218 |
| 3. Frank Turner | 2006-10 | 125 | 193 |
| 4. Rodney Brown | 1988-92 | 116 | 188 |
| 5. Binky Johnson | 1990-94 | 99 | 183 |
| 6. Malik Johnson | 2016-Pres. | 115 | 179 |

RARE COMPANY

- ▶ With one point in tonight's game, senior **Malik Johnson** will reach the 900-point milestone for his career.
- ▶ By scoring his 900th career point, Johnson will join former Griffs **Frank Turner** and **Brian Dux** as the only player in school history to score 900-plus career points while also dishing out 500-or-more career assists.

RANKING AMONG THE NATION'S BEST

- ▶ **Malik Johnson** starts tonight's game ranked among the top-20 nationally among all Division I players with his 545 career assists and 179 career steals.
- ▶ As of Jan. 15, Johnson ranks eighth among all Division I players with his 545 career assists, which also makes him the MAAC's active career leader in assists.
- ▶ Johnson is also the MAAC's active career leader in career steals with 179 to his credit, which ranks 14th nationally among all Division I players.

MANY-MINUTE MAN

- ▶ **Malik Johnson** has played in 433 of a possible 440 minutes in the Griffs' last 10 games.
- ▶ Johnson has played 95.3 percent of Canisius' minutes this season. That ranks fourth nationally among all Division I players.

MAJESTY'S MAGICAL RUN

- ▶ Junior **Majesty Brandon** comes into this evening's game having scored a total of 109 points in the team's last six games, an average of 18.2 points per game.
- ▶ Brandon, the Griffs' leading scorer on the season, ranks 16th in the MAAC with his 12.8 points per game scoring average for all games, and in MAAC play, he ranks sixth in the league with his 15.0 points per game scoring average.

PLAYER ACCOMPLISHMENTS

| SCORING DOUBLE-DIGITS | 19-20 | CAREER |
|-----------------------|-------|--------|
| Malik Johnson | 10 | 41 |
| Scott Hitchon | 6 | 21 |
| Jalanni White | 4 | 9 |
| Majesty Brandon | 8 | 8 |
| Jordan Henderson | 3 | 5 |
| Jacco Fritz | 5 | 5 |
| Armon Harried | 4 | 4 |
| Corey Brown | 1 | 1 |
| Dantai St. Louis | 0 | 1 |

| REBOUNDING DOUBLE-DIGITS | 19-20 | CAREER |
|--------------------------|-------|--------|
| Malik Johnson | 1 | 2 |
| Majesty Brandon | 1 | 1 |
| Jacco Fritz | 1 | 1 |

| DOUBLE-DOUBLES | 19-20 | CAREER |
|-----------------|-------|--------|
| Malik Johnson | 1 | 3 |
| Majesty Brandon | 1 | 1 |
| Jacco Fritz | 1 | 1 |

| 20-POINT GAMES | 19-20 | CAREER |
|-----------------|-------|--------|
| Malik Johnson | 3 | 5 |
| Majesty Brandon | 2 | 2 |
| Scott Hitchon | 1 | 2 |
| Jalanni White | 1 | 1 |

| 30-POINT GAMES | 19-20 | CAREER |
|-----------------|-------|--------|
| Majesty Brandon | 1 | 1 |

| LED TEAM IN SCORING | 19-20 | CAREER |
|---------------------|-------|--------|
| Malik Johnson | 6 | 10 |
| Majesty Brandon | 6 | 6 |
| Scott Hitchon | 2 | 3 |
| Armon Harried | 2 | 2 |
| Jacco Fritz | 1 | 1 |
| Jalanni White | 1 | 1 |

| LED TEAM IN REBOUNDING | 19-20 | CAREER |
|------------------------|-------|--------|
| Malik Johnson | 7 | 20 |
| Jalanni White | 1 | 5 |
| Majesty Brandon | 4 | 4 |
| Jacco Fritz | 3 | 3 |
| Armon Harried | 2 | 2 |
| Scott Hitchon | 0 | 2 |

| LED TEAM IN ASSISTS | 19-20 | CAREER |
|---------------------|-------|--------|
| Malik Johnson | 13 | 63 |
| Jacco Fritz | 2 | 2 |
| Jordan Henderson | 2 | 2 |
| Majesty Brandon | 1 | 1 |
| Scott Hitchon | 0 | 1 |

| LED TEAM IN STEALS | 19-20 | CAREER |
|--------------------|-------|--------|
| Malik Johnson | 12 | 44 |
| Majesty Brandon | 4 | 4 |
| Jordan Henderson | 2 | 4 |
| Armon Harried | 3 | 3 |
| Scott Hitchon | 1 | 3 |
| Corey Brown | 2 | 2 |
| Dantai St. Louis | 0 | 2 |
| Jalanni White | 1 | 1 |

| LED TEAM IN BLOCKS | 19-20 | CAREER |
|--------------------|-------|--------|
| Jalanni White | 5 | 28 |
| Scott Hitchon | 6 | 23 |
| Dantai St. Louis | 0 | 8 |
| Corey Brown | 5 | 5 |
| Malik Johnson | 1 | 5 |
| Jordan Henderson | 0 | 4 |
| Jacco Fritz | 3 | 3 |
| Majesty Brandon | 1 | 1 |

| OFFENSIVE CHARGES TAKEN | 19-20 | CAREER |
|-------------------------|-------|--------|
| Malik Johnson | 3 | 13 |
| Scott Hitchon | 4 | 10 |
| Corey Brown | 6 | 6 |
| Jacco Fritz | 2 | 2 |
| Jordan Henderson | 1 | 1 |

CANISIUS BASKETBALL

MAJESTY THE MICROWAVE

- ▶ Junior guard **Majesty Brandon** has proven he doesn't need much time to get hot when coming off the bench for the Griffs.
- ▶ In the 14 games where he has come off the bench, Brandon is averaging 12.9 points per game for the Blue and Gold. He made his first career start as a member of the Griffs on Jan. 3 vs. Manhattan.
- ▶ In those 14 games off the bench this season, Brandon has scored in double-figures seven times, highlighted by his 30-point performance at Siena Dec. 23.

MAJESTY'S MAAC DEBUT

- ▶ Junior guard **Majesty Brandon** scored a career-high 30 points in the team's road loss to Siena Dec. 23, setting a new program record for most points scored by a Griff in their first career MAAC game.
- ▶ Brandon's 30 points came on the power of seven 3-point field goals, the most 3-point makes in a game for a Griff since the 2017-18 campaign.
- ▶ Despite being in just his first year with the program, the Bronx, N.Y., native is the only active player on Canisius' roster to have scored 30-or-more points in a game.

HITCHON HIGHLIGHTS

- ▶ Canisius junior **Scott Hitchon** scored a career-high 29 points in the team's loss at Buffalo, Dec. 18. That stands as a school record for points scored in a game by a Canisius player in UB's Alumni Arena.
- ▶ Hitchon is just the sixth player in program history to score 29-or-more points in a road game against Buffalo, Niagara and St. Bonaventure.
- ▶ The Whitby, Ontario native has scored in double-figures in three of the team's last five games. In that stretch, he's averaging 10.2 points per game while shooting 47.4 percent from the field and 31.3 percent from 3-point land.

HITCHON SHOWING HIS SHOOTER'S TOUCH

- ▶ Canisius junior **Scott Hitchon** is shooting 46.4 percent from the floor this season, which ranks third among Canisius players with at least 50 attempts on the year.
- ▶ In the Griffs' last five games, the Whitby, Ontario native is shooting 47.4 percent from the floor, while knocking down 31.3 percent of his shots from 3-point land.
- ▶ Hitchon comes into tonight's contest ranked 12th in the league in field goal percentage, eighth in the MAAC in free-throw percentage (78.3 percent) and he's 11th in 3-point field goal percentage at 38.9 percent for the year.

HARRIED GETTING INTO THE FLOW

- ▶ Canisius freshman **Armon Harried** has started all 16 games for the Griffs this season. On Monday, he was named MAAC's Rookie of the Week for the second time in the last three weeks.
- ▶ The son of former Syracuse big man **Herman "Tree" Harried**, Armon is averaging 9.0 points and 4.8 rebounds per game in the team's last five outings.
- ▶ Harried joined the Golden Griffin program after leading Lake Clifton High School to back-to-back Maryland Class 1A state championships. Last season, he averaged 29.4 points per game with three double-double efforts in Lake Clifton's title run. To cap his scholastic career, he scored 35 points in the title game.

THREE TIMES A CHARM

- ▶ On Dec. 2, Canisius freshman **Jacco Fritz** was named the MAAC's Rookie of the Week, which marked the third-straight week the Tiel, Netherlands native earned the award.
- ▶ By earning that honor Dec. 2, Fritz became the first player in program history to earn a MAAC weekly honor in three consecutive weeks, and he became the second MAAC freshman to win the award in three-straight weeks in the last two seasons, joining Siena's **Jalen Pickett**, who garnered the league's top-rookie award on multiple occasions last season.
- ▶ Fritz scored six points in the win at Saint Peter's Jan. 12 after going 2-for-3 from the field. He comes into tonight's contest averaging 7.8 points per game in the team's last five outings, where he's shooting 76.2 percent (16-for-21) from the field.
- ▶ On the year, Fritz is one of three Griffs to be averaging 7.3 points per game, and his 65.1 percent success rate from the field ranks first among Canisius players with at least 50 field goal attempts.

CAREER-DAY ON THE BOARDS FOR WHITE

- ▶ Canisius junior **Jalanni White** came off the bench to score 16 points to go along with a career-high nine rebounds in the team's road loss at Pitt Dec. 30.
- ▶ Of his career-high nine boards against the Panthers, six came off the offensive glass. He also matched career-highs with two assists and two steals in a season best 31 minutes of action.

Team Statistics

| Category | Figure | MAAC | NCAA |
|----------------------------|--------|------|-------|
| Scoring Offense | 69.1 | 4th | 243rd |
| Scoring Defense | 70.9 | 7th | 223rd |
| Scoring Margin | -1.9 | 6th | 263rd |
| Field Goal Pct. | .434 | 2nd | 196th |
| FG Pct. Defense | .444 | 8th | 265th |
| 3-Pt. FG Pct. | .297 | 11th | 310th |
| 3-Pt. FGs Per Game | 5.8 | 10th | 294th |
| 3-Pt. FG Pct. Defense | .333 | 2nd | 202nd |
| Free-Throw Pct. | .689 | 5th | 204th |
| Rebounding Avg. | 33.5 | 8th | 293rd |
| Opponent Reb. Avg. | 36.2 | 7th | -- |
| Rebounding Margin | -2.7 | 7th | 289th |
| Offensive Rebounds | 10.3 | 4th | 179th |
| Defensive Rebounds | 23.3 | 10th | 321st |
| Assists Per Game | 14.1 | 2nd | 124th |
| Steals Per Game | 8.5 | 2nd | 38th |
| Blocks Per Game | 2.4 | 10th | 272nd |
| Turnovers Per Game | 16.6 | 10th | 333rd |
| Turnover Margin | +1.0 | 4th | 136th |
| Assist-TO Ratio | 0.8 | 7th | 275th |

Player Statistics

| Player | Figure | MAAC | NCAA |
|---------------------------------|--------|------|-------|
| Rebounds Per Game | | | |
| Malik Johnson | 6.0 | 9th | -- |
| Assists Per Game | | | |
| Malik Johnson | 5.6 | 1st | 35th |
| Free Throw Pct. | | | |
| Scott Hitchon | .783 | 8th | 198th |
| Steals Per Game | | | |
| Malik Johnson | 2.6 | 1st | 12th |
| Armon Harried | 1.4 | 10th | -- |
| Blocks Per Game | | | |
| Scott Hitchon | 0.9 | 9th | -- |
| Assist-to-Turnover Ratio | | | |
| Malik Johnson | 1.8 | 3rd | 131st |
| Off. Reb. Per Game | | | |
| Jacco Fritz | 2.1 | 10th | -- |
| Def. Reb. Per Game | | | |
| Malik Johnson | 5.5 | 5th | 132nd |
| Mins. Per Game | | | |
| Malik Johnson | 38.1 | 1st | 5th |



GAME NOTES

WHAT CAN BROWN DO FOR THE GRIFFS?

- ▶ Canisius welcomes senior **Corey Brown** to the 2019-20 roster as a graduate transfer from Northern Arizona. In his first five career MAAC games, he's recorded 10 steals, highlighted by four swipes at Siena Dec. 23, which matched his previous career high from Northern Arizona.
- ▶ Brown sat out the 2018-19 season, what was to be his senior year at Northern Arizona, with an injury. By joining the Canisius program, he becomes just the third grad transfer in program history and the first under head coach **Reggie Witherspoon**.
- ▶ The Hollywood, Fla., native joins with former Griff **Chris Perez** (2013-14) and **Malcolm McMillan** (2015-16) as the only three graduate transfer in school history.

A FIRST ZERO

- ▶ Canisius freshman **Akrum Ahemed** is wearing jersey No. 0, making him the first player in program history to wear just a single zero on his jersey.
- ▶ Six players in program history have worn "00", with the most recent double-zero on the Canisius roster being former Griff **Ronnie Gombe**, who played for the team from 2015-17.

GRIFFS WITHOUT TWO GUARDS

- ▶ Canisius will be without the services of junior guards **Sam Rautins** (lower body) and freshman guard **Akrum Ahemed** (foot). Both players are currently listed as "out".

CANISIUS IN KEYBANK CENTER

- ▶ Canisius' 61-57 win over St. Bonaventure at KeyBank Center Nov. 23 improved the Griff's to 29-19 all-time in the downtown Buffalo arena.
- ▶ The Griff's are now 4-2 all-time against St. Bonaventure at KeyBank Center, with wins coming in each of the last two meetings (including a 68-66 win on Nov. 29, 2009).

GRIFFS MAKE WAVES IN THE WINDY CITY

- ▶ Canisius' 94-64 win at UIC Nov. 26 stands as the program's largest margin of victory under fourth-year head coach **Reggie Witherspoon**.
- ▶ The 94 points for the Blue and Gold at UIC are the most for the program in a regulation road game since Dec. 9, 2012 when the team beat Marist 94-82 in Poughkeepsie, N.Y.
- ▶ The Griff's victory over UIC stands as the program's largest margin of victory on the road in a non-league game since Dec. 1, 1976 when the Blue and Gold beat St. Michael's 100-70 in Colchester, Vt.
- ▶ The win at UIC also marked the program's first in the city of Chicago since Dec. 15, 1959, when the Griff's defeated Loyola University Chicago 73-68.

DUKE GETS THE CALL TO THE HALL

- ▶ On Dec. 5, Canisius College officially introduced its 2019 Sports Hall of Fame Class, and former Griff's guard **Duane "Duke" Richardson '82** is part of the induction class.
- ▶ Richardson played two seasons at Canisius (1978-79 and 1979-80) after transferring from Niagara County Community College. He played 53 games and set program records for assists in a single-season (215 in 1978-79), assists per game average (8.3 in 1978-79) and career assists per game average (7.0).
- ▶ Richardson will be formally inducted in the Canisius Sports Hall of Fame on Saturday, Feb. 29, when the Griff's play host to Saint Peter's at the Koessler Athletic Center.

ALL-SESQUICENTENNIAL TEAM

- ▶ In honor of Canisius' 150th anniversary, the athletic department formally introduced the men's basketball program's "All-Sesquicentennial Team" on Nov. 23, when the Griff's played host to St. Bonaventure at KeyBank Center.
- ▶ The team, which was voted on by Canisius fans through an on-line poll at GoGriffs.com, represent some of the greatest players to ever wear the Blue and Gold.

Andy Anderson '67
Darrell Barley '96
Billy Baron '14
Kevin Downey '05
Brian Dux '03
Darren Fenn '01
'Sugar' Ray Hall '85
Tony Masiello '69

John McCarthy '56
Micheal Meeks '96
John Morrison '67
Henry Nowak '57
Bill O'Connor '63
Mike Smrek '85
Frank Turner '10
Craig Wise '96



GRIFFS ALL-TIME IN OT

| | |
|--------------------------------|--------------------------------|
| All-Time | 89-47 |
| At Home | 32-28 |
| On Road | 22-17 |
| Neutral Site | 6-2 |
| In MAAC Tournament | 3-1 |
| Single Overtime Period | 48-38 |
| Double OT Periods | 6-8 |
| Three-Plus OT Periods | 6-1 |
| vs. Current MAAC Schools | 32-18 |
| Since Joining the MAAC | 31-19 |
| Since 2009-10 Season | 13-8 |
| Since 1999-00 Season | 21-14 |
| Since 1989-90 Season | 31-18 |
| Against Ranked Opponents | 1-1 |
| In NCAA Tournament | 1-0 |
| In NIT | 0-0 |
| In CBI | 0-1 |
| In CIT | 0-0 |
| Most OT Games vs. | Niagara (19, CC 10-NU 9) |
| Last OT Game | March 8, 2019 |
| | Canisius 69, Manhattan 65 (OT) |

What is a Griffin?

The Griffin is a mythical creature of supposed gigantic size that has the head, forelegs and wings of an eagle and the hindquarters, tail and ears of a lion. They are well known for their speed, ability to fly and having eyes like an eagle as well as the strength and courage of a lion.



Griffins have been known for centuries as symbols of strength and vigilance, have been called "The Hounds of Zeus" in Greek mythology and are said to have mastery of both the land and sky.

They are thought to be from India, where the natives of the land made their talons and claws into drinking cups because the talon of a Griffin was said to detect poison in a liquid. Griffins would find gold in the mountains and line their nests with it and as a result, were forced to become great guardians of the nests to keep the hunters away.

2019-20 PLAYER HONORS

Malik Johnson

Boca Raton Beach Classic All-Tournament Team
MAAC Player of the Week (Nov. 18)
2019-20 Preseason All-MAAC Second Team
2019-20 Preseason All-Big 4 First Team

Jacco Fritz

MAAC Rookie of the Week (Nov. 18; Nov. 25; Dec. 2)

Armon Harried

MAAC Rookie of the Week (Dec. 30; Jan. 13)

Scott Hitchon

2019-20 Preseason All-Big 4 Second Team

THE LAST TIME...

WINS AND LOSSES

| | |
|--|---|
| Canisius won in overtime | 3/8/19, vs. Manhattan: Canisius won 69-65 |
| Canisius lost in overtime | 2/4/19, vs. Marist - Marist won 78-71 |
| Canisius played two overtimes | 1/10/14, vs. Rider - Canisius won 94-91 |
| Canisius played three overtimes | 3/3/16, vs. Niagara (MAAC Championship First Round) - Canisius won 102-97 |
| Canisius played four overtimes | 1/31/00, vs. Manhattan - Canisius won 105-98 |
| Canisius won on a buzzer beater | 2/6/17, at Saint Peter's (72-70): Malik Johnson lay-up |
| Canisius lost on a buzzer beater | 2/24/17, vs. Fairfield (58-55): Tyler Nelson 3-point field goal |

TEAM SCORING

| | |
|---|--|
| Canisius scored 80 or more points | 12/14/19, vs. Holy Cross: Canisius 80 - Canisius won 80-72 |
| Canisius scored 90 or more points | 11/26/19, at UIC: Canisius: 94 - Canisius won 94-64 |
| Canisius scored 100 points or more (non-conference) | 11/18/17, vs. Youngstown State: Canisius 104 - Canisius won 104-84 |
| Canisius scored 100 points or more (MAAC game) | 2/16/05, at Niagara: Canisius (101) - Niagara won 113-101 (OT) |
| Canisius scored 100 points or more in a win | 11/18/17, vs. Youngstown State: Canisius won 104-84 |
| Canisius scored 100 points or more in a loss | 3/18/14, vs. VMI (CIT First Round): Canisius (100) - VMI won 111-100 |
| Canisius scored fewer than 50 points | 1/5/20, vs. Fairfield (42) - Fairfield won 46-42 |
| An opponent scored 100 points or more | 1/27/18, vs. Niagara: Niagara (105) - Niagara won 105-89 |
| An opponent scored fewer than 50 points | 1/5/20, vs. Fairfield (46) - Fairfield won 46-42 |
| Canisius scored 60 points or more in a half | 1/27/18, vs. Niagara (64 in the 2nd half) - Niagara won 105-89 |

INDIVIDUAL SCORING

| | |
|---|--|
| A player had 20 or more points | 12/30/19, at Pitt: Majesty Brandon (20) |
| A player scored 30 or more points (at home) | 1/27/18, vs. Niagara: Jermaine Crumpton (32) |
| A player scored 30 or more points (away) | 12/23/19, at Siena: Majesty Brandon (30) |
| A player scored 40 or more points | 2/16/14, at Siena: Billy Baron (40) |
| A player had 20 or more points in a half | 2/27/19, vs. Niagara: Takal Molson (20 - 2nd Half) |
| An opponent had 20 or more points | 1/10/20, at Monmouth: Ray Salnave (23) |
| An opponent had 30 or more points | 11/9/19, at Brown: Brandon Anderson (32) |
| An opponent had 40 or more points | 2/2/12, at Iona: Lamont Jones (43) |

MULTIPLE DOUBLE-DIGIT SCORING

| | |
|---|---|
| Canisius had three double-digit scorers | 12/18/19, at Buffalo: Hitchon (29), Brandon (14), Johnson (11) |
| Canisius had four double-digit scorers | 1/12/20, at Saint Peters: Johnson (15), Brandon (14), Henderson (11), Hitchon (10) |
| Canisius had five double-digit scorers | 12/30/19, at Pitt: Brandon (20), White (16), Johnson (14), Harried (12), Fritz (10) |
| Canisius had six-plus double-digit scorers | 2/14/17, vs. Iona: Valenti (18), Crumpton (17), Douse (16), Robertson (11), Atkinson (10), Dixon-Green (10) |
| Canisius' five starters scored in double-digits | 3/1/19, vs. Siena (Molson (16), White (13), Hitchon (11), Johnson (10), Sanks (10) |
| Canisius had two players with 20-plus points | 11/26/19, at UIC: Majesty Bradon (21) and Jalanni White (20) |
| Canisius had two players with 30-plus points | 2/16/05, at Niagara: Kevin Downey (30) and Dewitt Doss (30) |

INDIVIDUAL REBOUNDING

| | |
|---|---|
| A player had 10 or more rebounds | 1/10/20, at Monmouth: Malik Johnson (12) |
| A player had 15 or more rebounds | 2/2/18, at Marist: Jermaine Crumpton (16) |
| A player had 20 or more rebounds | 12/30/08, at Maine: Chris Gadley (25) |
| Canisius had more than 30 rebounds | 1/12/20, at Saint Peter's: 35 |
| Canisius had more than 40 rebounds | 11/26/19, at UIC: 45 |
| Canisius had more than 50 rebounds | 2/1/15, vs. Marist: 53 |
| Canisius had fewer than 30 rebounds | 12/23/19, at Siena: 29 |

DOUBLE-DOUBLES

| | |
|---|--|
| A player had a double-double (points/rebounds) | 1/3/20, vs. Manhattan: Majesty Brandon (15 points/10 rebounds) |
| A player had a double-double (points/assists) | 12/18/19, at Buffalo: Malik Johnson (11 points/10 assists) |
| A player had back-to-back double-doubles | Jamal Reynolds: vs. Dartmouth (3/18/15) - 22 points/10 rebounds and at Bowling Green (3/21/15) - 16 points/11 rebounds |
| Canisius had two players record a double-double | 2/12/18, vs. Fairfield: Jermaine Crumpton (21 points/10 rebounds) and Malik Johnson (15 points/10 rebounds) |
| Canisius had three players record a double-double | 2/27/17, vs. Fairfield: Heath (18 points/13 rebounds), Bleeker (15 points/13 rebounds), Reynolds (15 points/11 rebounds) |
| A player had a triple-double | 11/18/17, vs. Youngstown State: Isaiah Reese (23 points/11 rebounds/11 assists) |

ASSISTS

| | |
|--|---|
| A player had five or more assists | 1/12/20, at Saint Peter's: Malik Johnson (5) and Jordan Henderson (5) |
| A player had 10 or more assists | 12/18/19, at Buffalo: Malik Johnson (10) |
| A player had 15 or more assists | 2/9/74, vs. Saint Peter's: Jim Schofield (15) |
| Canisius had more than 10 assists | 1/12/20, at Saint Peter's: 15 |
| Canisius had more than 20 assists | 11/26/19, at UIC: 28 |
| Canisius had fewer than 10 assists | 1/10/20, at Monmouth: 9 |

BLOCKS

| | |
|---|--|
| A player had three or more blocks | 1/12/20, at Saint Peter's: Scott Hitchon (3) |
| Canisius had five or more blocks | 1/12/20, at Saint Peter's: 6 |
| Canisius had more than 10 blocks | 1/5/09, vs. Manhattan: 13 |
| Canisius had fewer than five blocks | 1/10/20, at Monmouth: 4 |

STEALS

| | |
|---|---|
| A player had three or more steals | 1/12/20, at Saint Peter's: Jordan Henderson (3) |
| Canisius had more than five steals | 1/12/20, at Saint Peter's: 6 |
| Canisius had more than 10 steals | 1/3/20, vs. Manhattan: 15 |
| Canisius had fewer than five steals | 3/8/19, vs. Manhattan: 3 |

FIELD GOALS MADE

| | |
|---|-------------------------------|
| Canisius had 20 or more field goals made | 1/12/20, at Saint Peter's: 24 |
| Canisius had 30 or more field goals made | 11/26/19, at UIC: 34 |
| Canisius had fewer than 20 field goals made | 1/5/20, vs. Fairfield: 16 |

THE LAST TIME...

FIELD GOAL ATTEMPTED

| | |
|---|---------------------------|
| Canisius had more than 50 field goal attempts | 1/5/20, vs. Fairfield: 57 |
| Canisius had more than 60 field goal attempts | 12/18/19, at Buffalo: 61 |
| Canisius had more than 70 field goal attempts | 2/2/18, at Marist: 71 |
| Canisius had more than 80 field goal attempts | 2/13/07, vs. Niagara: 87 |

FIELD GOAL PERCENTAGE

| | |
|---|---|
| Canisius shot over 50 percent from the field | 12/1/19, vs. Mercer: 50.9 percent (29-for-57) |
| Canisius shot over 60 percent from the field | 2/25/18, vs. Marist: 60.9 percent (39-for-54) |
| Canisius shot under 40 percent from the field | 1/5/20, vs. Fairfield: 28.1 percent (16-for-57) |

3-POINT FIELD GOALS

| | |
|---|--------------------------|
| Canisius had 10 or more 3-point field goals | 11/26/19, at UIC: 15 |
| Canisius had more than 15 3-point field goals | 2/14/17, vs. Iona: 16 |
| Canisius had fewer than 5 3-point field goals | 1/5/20, vs. Fairfield: 4 |

3-POINT FIELD ATTEMPTS

| | |
|---|---------------------------|
| Canisius had more than 20 3-point field attempts | 1/5/20, vs. Fairfield: 21 |
| Canisius had more than 30 3-point field attempts | 2/27/19, vs. Niagara: 31 |
| Canisius had fewer than 10 3-point field attempts | 1/21/08, at Siena: 8 |

3-POINT FIELD PERCENTAGE

| | |
|---|--|
| Canisius shot over 40 percent from 3-point range | 12/23/19, at Siena: 40.9 percent (9-for-22) |
| Canisius shot over 50 percent from 3-point range | 11/26/19, at UIC: 55.6 percent (15-for-27) |
| Canisius shot less than 30 percent from 3-point range | 1/12/20, at Saint Peter's: 27.8 percent (5-for-18) |

FREE THROWS MADE

| | |
|---|-------------------------------------|
| Canisius had more than 20 free throws made | 3/14/18, vs. Jacksonville State: 25 |
| Canisius had more than 30 free throws made | 1/14/18, vs. Monmouth: 32 |
| Canisius had fewer than 10 free throws made | 1/5/20, vs. Fairfield: 6 |

FREE THROW ATTEMPTS

| | |
|--|-------------------------------|
| Canisius had more than 20 free throws attempts | 1/12/20, at Saint Peter's: 29 |
| Canisius had more than 30 free throws attempts | 12/14/19, vs. Holy Cross: 31 |
| Canisius had fewer than 10 free throw attempts | 1/5/20, vs. Fairfield: 9 |

FREE THROW PERCENTAGE

| | |
|---|---|
| Canisius shot over 70 percent from the free-throw line | 1/10/20, at Monmouth: 76.9 percent (20-for-26) |
| Canisius shot over 80 percent from the free-throw line | 11/9/19, at Brown: 8.3 percent (20-for-24) |
| Canisius shot over 90 percent from the free-throw line | 11/23/19, vs. St. Bonaventure: 94.1 percent (16-for-17) |
| Canisius shot 100 percent from the free-throw line | 3/14/17, at Samford: 100 percent (3-for-3) |
| Canisius shot less than 60 percent from the free-throw line | 1/3/20, vs. Manhattan: 55.6 percent (10-for-18) |

FOULS

| | |
|---------------------------------------|-------------------------------|
| Canisius had more than 10 fouls | 1/5/20, vs. Fairfield: 15 |
| Canisius had more than 20 fouls | 1/12/20, at Saint Peter's: 23 |
| Canisius had 10 or fewer fouls | 3/1/19, vs. Siena: 10 |

TURNOVERS

| | |
|--|-------------------------------|
| Canisius had more than 10 turnovers | 1/12/20, at Saint Peter's: 18 |
| Canisius had more than 20 turnovers | 1/10/20, at Monmouth: 22 |
| Canisius had fewer than 10 turnovers | 3/1/19, vs. Siena: 3 |

AT KOESSLER ATHLETIC CENTER

| | |
|---|-------------------------------|
| Canisius had a sellout crowd at the Koessler Athletic Center | 12/29/18, vs. Buffalo (2,196) |
| Canisius had a crowd of more than 2,000 at Koessler Athletic Center (non-sellout) | 2/25/18, vs. Marist (2,033) |

AT KEYBANK CENTER

| | |
|--|---|
| Canisius had a crowd of more than 10,000 at KeyBank Center | 11/25/06, vs. Syracuse (14,823) |
| Canisius played a regular season game at KeyBank Center | 11/23/19, vs. St. Bonaventure (CC 61, SBU 57) |
| Canisius played a regular season home game at KeyBank Center | 11/23/19, vs. St. Bonaventure (CC 61, SBU 57) |
| Canisius played a regular season road game at KeyBank Center | 12/17/16, at Buffalo (CC 94, UB 87 - OT) |
| Canisius won a regular season game at KeyBank Center | 11/23/19, vs. St. Bonaventure (CC 61, SBU 57) |
| Canisius won a MAAC Tournament game at KeyBank Center | 3/4/05, vs. Marist (CC 62, MC 60) |

IN THE RANKINGS

| | |
|---|--|
| Canisius was ranked | March 12, 1957 AP poll: No. 20 |
| Canisius played a ranked opponent (home) | 12/29/2018, vs. No. 21 Buffalo: CC lost 87-72 at the Koessler Athletic Center |
| Canisius played a ranked opponent (away) | 11/19/18, at No. 14 Florida State: CC lost 93-61 at The Tucker Center |
| Canisius beat a ranked opponent | 12/9/94, vs. No. 13 Cincinnati: CC won 72-69 at Cincinnati's Fifth Third Arena |
| Canisius lost to a ranked opponent | 12/29/2018, vs. No. 21 Buffalo: CC lost 87-72 at the Koessler Athletic Center |
| Canisius played a ranked league opponent | 1/15/90, at No. 21 La Salle: CC lost 89-77 |
| Canisius defeated a ranked opponent at home | 1/7/67, vs. No. 7 Providence: CC won 79-73 (OT) at The Aud |
| Canisius defeated a ranked opponent on the road | 12/9/94, vs. No. 13 Cincinnati: CC won 72-69 at Cincinnati |
| Canisius faced a No. 1 team | 12/7/91, vs. No. 1 Duke: CC lost 96-60 at The Aud |
| Canisius beat a team receiving AP Poll votes | 12/4/15, vs. Monmouth: Canisius won 96-86 in the Koessler Athletic Center |
| Canisius lost to a team receiving AP Poll votes | 11/22/18, vs. Villanova: Villanova won 83-56 in 2018 AdvoCare Invitational |

GRIF CHARTS

CANISIUS' RECORD WHEN

| | |
|----------------------------------|------|
| At Home | 3-2 |
| On Road | 2-7 |
| Neutral Site | 1-1 |
| Leading at Halftime | 5-1 |
| Trailing at Halftime | 1-9 |
| Tied at Halftime | 0-0 |
| Leading with 5:00 to play | 5-0 |
| Trailing with 5:00 to play | 1-10 |
| Tied with 5:00 to play | 0-0 |
| Shoot 40% plus from field | 5-4 |
| Shoot less than 40% from field | 1-6 |
| Opp. shoots 40% plus from field | 4-7 |
| Opp. shoots less than 40% | 2-3 |
| Shoot 37% plus from 3-pt. | 2-2 |
| Shoot less than 37% from 3-pt. | 4-8 |
| Opp. shoots 37% plus from 3-pt. | 1-2 |
| Opp. shoots less than 37% from 3 | 5-8 |
| Griffs outrebounds opp. | 4-2 |
| Opp. outrebounds the Griffs | 2-8 |
| Rebounds are equal | 0-0 |
| Griffs commit less than 15 TOs | 2-4 |
| Griffs w/ less TOs than Opp. | 2-6 |
| Opp. w/ less TOs than the Griffs | 3-3 |
| Games decided by 1-5 pts. | 3-4 |
| Games decided by 6-10 pts. | 2-4 |
| Games decided by 11+ | 1-2 |
| Griffs score 80+ pts. | 3-0 |
| Griffs score 70-79 pts. | 2-3 |
| Griffs score 60-69 pts. | 1-3 |
| Griffs score less than 60 pts. | 0-4 |
| Opponent scores 80+ pts. | 1-4 |
| Opponent scores 70-79 pts. | 1-3 |
| Opponent scores 60-69 pts. | 3-2 |
| Opp. scores fewer than 60 pts. | 1-1 |
| In overtime | 0-0 |
| In multiple-overtimes | 0-0 |
| Griffs wear gold | 2-3 |
| Griffs wear blue | 2-4 |
| Griffs wear gray | 2-3 |
| On Monday | 0-3 |
| On Tuesday | 1-0 |
| On Wednesday | 0-3 |
| On Thursday | 0-0 |
| On Friday | 0-2 |
| On Saturday | 3-1 |
| On Sunday | 2-1 |
| In day games | 4-4 |
| In night games | 2-6 |

GAME-BY-GAME STARTERS

| | OPP. | F | F | G | G | G |
|-----|---------------------|-------|-----------|-----------|---------|---------|
| N9 | at Brown | White | Hitchon | Ahemed | Johnson | Harried |
| N13 | at Albany | White | Hitchon | Ahemed | Johnson | Harried |
| N16 | BUCKNELL | Brown | St. Louis | Henderson | Johnson | Harried |
| N23 | ST. BONAVENTURE | Fritz | St. Louis | Henderson | Johnson | Harried |
| N26 | at UIC | Fritz | St. Louis | Henderson | Johnson | Harried |
| D1 | vs. Mercer | Fritz | St. Louis | Henderson | Johnson | Harried |
| D2 | vs. Hofstra | Fritz | St. Louis | Henderson | Johnson | Harried |
| D4 | at Florida Atlantic | Fritz | St. Louis | Henderson | Johnson | Harried |
| D14 | HOLY CROSS | Fritz | Brown | Ahemed | Johnson | Harried |
| D18 | at Buffalo | Fritz | Hitchon | Ahemed | Johnson | Harried |
| D23 | at Siena * | Fritz | Hitchon | Ahemed | Johnson | Harried |
| D30 | at Pittsburgh | Fritz | Hitchon | Ahemed | Johnson | Harried |
| J3 | MANHATTAN * | Fritz | Hitchon | Brandon | Johnson | Harried |
| J5 | FAIRFIELD * | Fritz | St. Louis | Brandon | Johnson | Harried |
| J10 | at Monmouth * | Fritz | Hitchon | Henderson | Johnson | Harried |
| J12 | at Saint Peter's * | Fritz | Brown | Henderson | Johnson | Harried |
| J17 | SIENA * | | | | | |
| J19 | RIDER * | | | | | |
| J24 | at Iona * | | | | | |
| J26 | at Fairfield * | | | | | |
| J31 | QUINNIPIAC * | | | | | |
| F2 | MARIST * | | | | | |
| F7 | at Rider * | | | | | |
| F12 | at Niagara * | | | | | |
| F14 | MONMOUTH * | | | | | |
| F21 | at Quinnipiac * | | | | | |
| F23 | at Manhattan * | | | | | |
| F27 | IONA * | | | | | |
| F29 | SAINT PETER'S * | | | | | |
| M4 | at Marist * | | | | | |
| M6 | NIAGARA * | | | | | |

GAME-BY-GAME LEADERS

| | OPP. | POINTS | REBOUNDS | ASSISTS | RESULT |
|-----|---------------------|------------------|-----------------|-----------------|----------|
| N9 | at Brown | Johnson (24) | Johnson (9) | Johnson (5) | L, 75-68 |
| N13 | at Albany | Brandon (19) | Fritz (6) | Two w/ (4) | L, 83-57 |
| N16 | BUCKNELL | Johnson (27) | Two tied w/ (4) | Johnson (6) | W, 83-81 |
| N23 | ST. BONAVENTURE | Johnson (15) | Fritz (10) | Fritz (3) | W, 61-57 |
| N26 | at UIC | Brandon (21) | Brandon (7) | Johnson (8) | W, 94-64 |
| D1 | vs. Mercer | Two tied w/ (16) | Johnson (7) | Two tied w/ (4) | W, 76-66 |
| D2 | vs. Hofstra | Harried (15) | Johnson (7) | Henderson (4) | L, 64-57 |
| D4 | at Florida Atlantic | Two tied w/ (12) | Harried (6) | Johnson (4) | L, 62-59 |
| D14 | HOLY CROSS | Johnson (20) | Brandon (7) | Johnson (7) | W, 80-72 |
| D18 | at Buffalo | Hitchon (29) | Brandon (6) | Johnson (10) | L, 82-73 |
| D23 | at Siena * | Brandon (30) | Harried (9) | Johnson (8) | L, 73-72 |
| D30 | at Pittsburgh | Brandon (20) | White (9) | Johnson (7) | L, 87-79 |
| J3 | MANHATTAN * | Brandon (15) | Brandon (10) | Johnson (8) | L, 71-67 |
| J5 | FAIRFIELD * | Hitchon (19) | Johnson (9) | Johnson (5) | L, 46-42 |
| J10 | at Monmouth * | Two tied w/ (15) | Johnson (12) | Johnson (4) | L, 84-65 |
| J12 | at Saint Peter's * | Johnson (15) | Johnson (9) | Two tied w/ (5) | W, 72-68 |
| J17 | SIENA * | | | | |
| J19 | RIDER * | | | | |
| J24 | at Iona * | | | | |
| J26 | at Fairfield * | | | | |
| J31 | QUINNIPIAC * | | | | |
| F2 | MARIST * | | | | |
| F7 | at Rider * | | | | |
| F12 | at Niagara * | | | | |
| F14 | MONMOUTH * | | | | |
| F21 | at Quinnipiac * | | | | |
| F23 | at Manhattan * | | | | |
| F27 | IONA * | | | | |
| F29 | SAINT PETER'S * | | | | |
| M4 | at Marist * | | | | |
| M6 | NIAGARA * | | | | |

2019-20 HIGHS & LOWS

Canisius - GAME HIGHS

| | | |
|---------------------------|--------------|-----------------------------|
| POINTS | 94 | at UIC (11/26) |
| FIELD GOALS MADE | 34 | at UIC (11/26) |
| | 34 | vs. Bucknell (11/16) |
| FIELD GOAL ATTEMPTS | 65 | vs. Manhattan (1/3) |
| FIELD GOAL PCT. | 59.6 (34-57) | vs. Bucknell (11/16) |
| 3-Pt. FIELD GOALS MADE | 15 | at UIC (11/26) |
| 3-Pt. FIELD GOAL ATTEMPTS | 27 | at UIC (11/26) |
| 3-Pt. FIELD GOAL PCT. | 55.6 (15-27) | at UIC (11/26) |
| FREE THROWS MADE | 20 | at Monmouth (1/10) |
| | 20 | vs. Holy Cross (12/14) |
| | 20 | at Brown (11/9) |
| FREE THROW ATTEMPTS | 31 | vs. Holy Cross (12/14) |
| FREE THROW PCT. | 94.1 (16-17) | vs. St. Bonaventure (11/23) |
| REBOUNDS | 45 | at UIC (11/26) |
| ASSISTS | 28 | at UIC (11/26) |
| STEALS | 15 | vs. Manhattan (1/3) |
| BLOCKED SHOTS | 6 | at Saint Peter's (1/12) |
| TURNOVERS | 22 | at Monmouth (1/10) |
| | 22 | vs. Brown (11/9) |
| FOULS | 32 | at UIC (11/26) |

Canisius - GAME LOWS

| | | |
|---------------------------|--------------|-----------------------------|
| POINTS | 42 | vs. Fairfield (1/5) |
| FIELD GOALS MADE | 16 | vs. Fairfield (1/5) |
| FIELD GOAL ATTEMPTS | 50 | at Saint Peter's (1/12) |
| | 50 | at Monmouth (1/10) |
| FIELD GOAL PCT. | 28.1 (16-57) | vs. Fairfield (1/5) |
| 3-Pt. FIELD GOALS MADE | 1 | at Florida Atlantic (12/4) |
| 3-Pt. FIELD GOAL ATTEMPTS | 14 | vs. Bucknell (11/16) |
| 3-Pt. FIELD GOAL PCT. | 6.3 (1-16) | at Florida Atlantic (12/4) |
| FREE THROWS MADE | 6 | vs. Fairfield (1/5) |
| FREE THROW ATTEMPTS | 9 | vs. Fairfield (1/5) |
| FREE THROW PCT. | 42.9 (9-21) | vs. Bucknell (11/16) |
| REBOUNDS | 21 | vs. Bucknell (11/16) |
| ASSISTS | 7 | vs. St. Bonaventure (11/23) |
| STEALS | 5 | vs. Fairfield (1/5) |
| BLOCKED SHOTS | 0 | at Florida Atlantic (12/4) |
| TURNOVERS | 12 | at Siena (12/23) |
| | 12 | at Florida Atlantic (12/4) |
| | 12 | vs. Bucknell (11/16) |
| FOULS | 13 | vs. Bucknell (11/16) |

Canisius - INDIVIDUAL GAME HIGHS

| | | |
|-----------------------------|-------------|---------------------------------------|
| POINTS | 30 | Majesty Brandon at Siena (12/23) |
| FIELD GOALS MADE | 11 | Majesty Brandon at Siena (12/23) |
| | 11 | Malik Johnson vs. Bucknell (11/16) |
| FIELD GOAL ATTEMPTS | 22 | Majesty Brandon at Siena (12/23) |
| FG PCT. (min. 5 made) | 1.000 (5-5) | Jacco Fritz vs. Mercer (12/1) |
| 3-Pt. FIELD GOALS MADE | 7 | Majesty Brandon at Siena (12/23) |
| 3-Pt. FIELD GOAL ATTEMPTS | 10 | Majesty Brandon at Pitt (12/30) |
| | 10 | Majesty Brandon at Siena (12/23) |
| 3-Pt. FG PCT. (min. 2 made) | 1.000 (2-2) | Akum Ahemed at Brown (11/9) |
| FREE THROWS MADE | 8 | Malik Johnson at Brown (11/9) |
| FREE THROW ATTEMPTS | 10 | Malik Johnson vs. Holy Cross (12/14) |
| FT PCT. (min. 6 made) | 1.000 (8-8) | Malik Johnson at Brown (11/9) |
| REBOUNDS | 12 | Malik Johnson at Monmouth (1/10) |
| ASSISTS | 10 | Malik Johnson at Buffalo (12/18) |
| STEALS | 7 | Malik Johnson vs. Holy Cross (12/14) |
| BLOCKED SHOTS | 3 | Scott Hitchon at Saint Peter's (1/12) |
| | 3 | Corey Brown at Monmouth (1/10) |
| TURNOVERS | 7 | Malik Johnson at Monmouth (1/10) |
| FOULS | 5 | Multiple Players |

Opponents - GAME LOWS

| | | |
|---------------------------|--------------|-----------------------------|
| POINTS | 46 | vs. Fairfield (1/5) |
| FIELD GOALS MADE | 18 | vs. St. Bonaventure (11/23) |
| FIELD GOAL ATTEMPTS | 47 | vs. Manhattan (1/3) |
| | 47 | vs. St. Bonaventure (11/23) |
| FIELD GOAL PCT. | 37.3 (19-51) | vs. Fairfield (1/5) |
| | 37.3 (22-59) | vs. Hofstra (12/2) |
| | 37.3 (19-51) | at UIC (11/26) |
| 3-Pt. FIELD GOALS MADE | 3 | vs. Fairfield (1/5) |
| | 3 | vs. St. Bonaventure (11/23) |
| 3-Pt. FIELD GOAL ATTEMPTS | 11 | at Saint Peter's (1/12) |
| 3-Pt. FIELD GOAL PCT. | 18.2 (4-22) | at UIC (11/26) |
| FREE THROWS MADE | 5 | vs. Fairfield (1/5) |
| FREE THROW ATTEMPTS | 10 | vs. Fairfield (1/5) |
| FREE THROW PCT. | 50.0 (5-10) | vs. Fairfield (1/5) |
| | 50.0 (9-18) | at Buffalo (12/18) |
| REBOUNDS | 24 | vs. St. Bonaventure (11/23) |
| ASSISTS | 3 | vs. St. Bonaventure (11/23) |
| STEALS | 2 | vs. Fairfield (1/5) |
| BLOCKED SHOTS | 0 | vs. Hofstra (12/2) |
| TURNOVERS | 13 | vs. Mercer (12/1) |
| | 13 | vs. St. Bonaventure (11/23) |
| | 13 | at Albany (11/13) |
| FOULS | 13 | vs. Fairfield (1/5) |

Opponent - GAME HIGHS

| | | |
|---------------------------|--------------|-----------------------------|
| POINTS | 87 | at Pitt (12/30) |
| FIELD GOALS MADE | 33 | at Buffalo (12/18) |
| FIELD GOAL ATTEMPTS | 67 | at Buffalo (12/18) |
| FIELD GOAL PCT. | 56.4 (31-55) | at Albany (11/13) |
| 3-Pt. FIELD GOALS MADE | 15 | vs. Bucknell (11/16) |
| 3-Pt. FIELD GOAL ATTEMPTS | 30 | vs. Bucknell (11/16) |
| | 30 | at Brown (11/9) |
| 3-Pt. FIELD GOAL PCT. | 56.3 (9-16) | at Pitt (12/30) |
| FREE THROWS MADE | 26 | at Pitt (12/30) |
| FREE THROW ATTEMPTS | 39 | at UIC (11/26) |
| FREE THROW PCT. | 94.1 (16-17) | vs. Hofstra (12/2) |
| REBOUNDS | 50 | at Buffalo (12/18) |
| ASSISTS | 19 | at Buffalo (12/18) |
| STEALS | 10 | at Monmouth (1/10) |
| | 10 | vs. St. Bonaventure (11/23) |
| BLOCKED SHOTS | 5 | vs. Fairfield (1/5) |
| | 5 | at Buffalo (12/18) |
| TURNOVERS | 24 | vs. Manhattan (1/3) |
| | 24 | vs. Bucknell (11/16) |
| FOULS | 27 | at Saint Peter's (1/12) |

Opponent - INDIVIDUAL GAME HIGHS

| | | |
|-----------------------------|-------------|---|
| POINTS | 32 | Brandon Anderson at Brown (11/9) |
| FIELD GOALS MADE | 11 | Davonta Jordan at Buffalo (12/18) |
| FIELD GOAL ATTEMPTS | 18 | Jalen Pickett at Siena (12/23) |
| FG PCT. (min. 5 made) | 77.8 (7-9) | Warren Williams vs. Manhattan (1/3) |
| | 77.8 (7-9) | Justin Champagnie at Pitt (12/30) |
| 3-Pt. FIELD GOALS MADE | 5 | Justin Champagnie at Pitt (12/30) |
| 3-Pt. FIELD GOAL ATTEMPTS | 10 | Zach Hunsicker at Brown (11/9) |
| 3-Pt. FG PCT. (min. 2 made) | 83.3 (5-6) | Justin Champagnie at Pitt (12/30) |
| FREE THROWS MADE | 12 | Brandon Anderson at Brown (11/9) |
| FREE THROW ATTEMPTS | 14 | Brandon Anderson at Brown (11/9) |
| FT PCT. (min. 6 made) | 1.000 (7-7) | Au'Diese Toney at Pitt (12/30) |
| | 1.000 (7-7) | Desure Buie vs. Hofstra (12/2) |
| REBOUNDS | 14 | Manny Camper at Siena (12/23) |
| ASSISTS | 8 | Xavier Johnson at Pitt (12/30) |
| STEALS | 4 | Christian Hinchon vs. Manhattan (1/3) |
| | 4 | Xavier Johnson at Pitt (12/30) |
| | 4 | Desure Buie vs. Hofstra (12/2) |
| | 4 | Kyle Lofton vs. St. Bonaventure (11/23) |
| | 4 | Brandon Anderson at Brown (11/9) |
| BLOCKED SHOTS | 4 | Terrell Brown at Pitt (12/30) |
| TURNOVERS | 7 | Tarkus Ferguson at UIC (11/26) |
| | 7 | Bruce Moore vs. Bucknell (11/16) |
| | 7 | Tamenang Cho at Brown (11/9) |
| FOULS | 5 | Multiple Players |

CANISIUS LEADS & DEFICITS

BOTTOM OF THE BOX SCORE STATS

[illegible]

0 AKRUM AHMED

FR | GUARD | 6-5 | 185
HACKENSACK, N.J. | SCOTLAND CAMPUS



@akrumahemed

the_real_a.k

>> SEASON HIGHS

| | | | |
|----------|----|-------------------------|-------|
| Points | 9 | vs. Holy Cross | 12/14 |
| Rebounds | 3 | 2x, last vs. Holy Cross | 12/14 |
| Assists | 2 | at Brown | 11/9 |
| Blocks | | | |
| Steals | 1 | 3x, last vs. Mercer | 12/1 |
| FG Made | 4 | vs. Holy Cross | 12/14 |
| FT Made | 2 | at Albany | 11/13 |
| Minutes | 25 | at Brown | 11/9 |

>> CAREER HIGHS

| | | | |
|----------|----|-------------------------|----------|
| Points | 9 | vs. Holy Cross | 12/14/19 |
| Rebounds | 3 | 2x, last vs. Holy Cross | 12/14/19 |
| Assists | 2 | at Brown | 11/9/19 |
| Blocks | | | |
| Steals | 1 | 3x, last vs. Mercer | 12/1/19 |
| FG Made | 4 | vs. Holy Cross | 12/14/19 |
| FT Made | 2 | at Albany | 11/13/19 |
| Minutes | 25 | at Brown | 11/9/19 |

>> 2019-20 GAME-BY-GAME STATISTICS

| Opponent | Date | gs | min | Total | | 3-Pointers | | Free throws | | Rebounds | | | | pf | a | t/o | blk | stl | pts | avg | |
|------------|----------|----|-----|--------|-------|------------|-------|-------------|-------|----------|-----|-----|-----|-----|----|-----|-----|-----|-----|-----|-----|
| | | | | fg-fga | pct | 3fg-fga | pct | ft-fa | pct | off | def | tot | avg | | | | | | | | |
| at Brown | 11/09/19 | * | 25 | 2-6 | .333 | 2-2 | 1.000 | 1-2 | .500 | 1 | 2 | 3 | 3.0 | 2 | 2 | 6 | 0 | 1 | 7 | 7.0 | |
| at Albany | 11/13/19 | * | 7 | 0-0 | .000 | 0-0 | .000 | 2-2 | 1.000 | 0 | 1 | 1 | 2.0 | 0 | 1 | 1 | 0 | 0 | 2 | 4.5 | |
| BUCKNELL | 11/16/19 | | 2 | 0-1 | .000 | 0-1 | .000 | 0-0 | .000 | 0 | 0 | 0 | 1.3 | 0 | 0 | 0 | 0 | 1 | 0 | 3.0 | |
| at UIC | 11/26/19 | | 10 | 2-3 | .667 | 1-2 | .500 | 0-0 | .000 | 0 | 1 | 1 | 1.3 | 1 | 1 | 2 | 0 | 0 | 5 | 3.5 | |
| vs Mercer | 12/01/19 | | 6 | 1-2 | .500 | 0-0 | .000 | 0-0 | .000 | 0 | 0 | 0 | 1.0 | 1 | 1 | 0 | 0 | 1 | 2 | 3.2 | |
| HOLY CROSS | 12/14/19 | * | 18 | 4-6 | .667 | 0-2 | .000 | 1-1 | 1.000 | 2 | 1 | 3 | 1.3 | 2 | 1 | 1 | 0 | 0 | 9 | 4.2 | |
| at Buffalo | 12/18/19 | * | 6 | 0-1 | .000 | 0-0 | .000 | 0-0 | .000 | 0 | 0 | 0 | 1.1 | 1 | 0 | 3 | 0 | 0 | 0 | 3.6 | |
| at Siena | 12/23/19 | * | 4 | 0-0 | .000 | 0-0 | .000 | 0-0 | .000 | 0 | 0 | 0 | 1.0 | 2 | 0 | 0 | 0 | 0 | 0 | 3.1 | |
| at Pitt | 12/30/19 | * | 11 | 1-2 | .500 | 0-0 | .000 | 0-0 | .000 | 0 | 0 | 0 | 0.9 | 1 | 1 | 1 | 0 | 0 | 2 | 3.0 | |
| Totals | | | 6 | 89 | 10-21 | .476 | 3-7 | .429 | 4-5 | .800 | 3 | 5 | 8 | 0.9 | 10 | 7 | 14 | 0 | 3 | 27 | 3.0 |

>> SPECIALTY STATS

| | SEASON | CAREER |
|-----------------------|--------|--------|
| Double-Digit Points | 0 | 0 |
| Double-Digit Rebounds | 0 | 0 |
| Double-Doubles | 0 | 0 |
| 5+ Assists | 0 | 0 |
| 20+ Point Games | 0 | 0 |
| 30+ Point Games | 0 | 0 |
| 2+ 3-Pt. FGs Made | 1 | 1 |

>> GET TO KNOW AKRUM

An athletic guard, Akrum Ahemed is one of three true freshmen on this year's Canisius roster. He has missed the team's last four games with a foot injury.

Ahemed comes to Main Street after spending last season at Scotland Campus Sports, a prep school located in Scotland, Pa. At one point during the 2018-19 season, Scotland Campus was ranked as the No. 1 prep team in the country.

In his first career home start (third of the season) Dec. 14 vs. Holy Cross, Ahemed scored nine points and grabbed three rebounds as the Griffis defeated the Crusaders, 80-72.

PERSONAL

- Akrum is the son of Majdi Ahemed.
- Has a brother and three sisters.
- His half-brother, Madut Bol, played basketball at Southern University.
- His favorite athlete is LeBron James.
- If he wasn't a basketball player, he would be playing football.
- If he could pick one superpower, it would be teleportation.
- His favorite meal is mac and cheese.

OVERALL CAREER STATS

| Season | gp-gs | min/avg | Total | | 3-Point | | F-Throws | | Rebounds | | | | pf | fo | ast | to | blk | stl | Scoring | |
|---------|-------|---------|--------|------|---------|------|----------|------|----------|-----|-----|-----|----|----|-----|----|-----|-----|---------|-----|
| | | | fg-fga | pct | fg-fga | pct | ft-fa | pct | off | def | tot | avg | | | | | | | pts | avg |
| 2019-20 | 9-6 | 89/9.9 | 10-21 | .476 | 3-7 | .429 | 4-5 | .800 | 3 | 5 | 8 | 0.9 | 10 | 0 | 7 | 14 | 0 | 3 | 27 | 3.0 |
| TOTAL | 9-6 | 89/9.9 | 10-21 | .476 | 3-7 | .429 | 4-5 | .800 | 3 | 5 | 8 | 0.9 | 10 | 0 | 7 | 14 | 0 | 3 | 27 | 3.0 |

1 MALIK JOHNSON

SR | GUARD | 5-10 | 165
RICHMOND, VA. | BLUE RIDGE SCHOOL



@JohnsonMalik1

malikj.1

>> SPECIALTY STATS

| | SEASON | CAREER |
|-----------------------|--------|--------|
| Double-Digit Points | 10 | 41 |
| Double-Digit Rebounds | 1 | 2 |
| Double-Doubles | 1 | 3 |
| 5+ Assists | 10 | 60 |
| 20+ Point Games | 3 | 5 |
| 30+ Point Games | 0 | 0 |
| 2+ 3-Pt. FGs Made | 7 | 26 |

>> GET TO KNOW MALIK

The MAAC's active leader in consecutive games started (115), **Malik Johnson** is only the third three-year team captain Canisius men's basketball program history.

Johnson enters tonight's game as the MAAC's active leader in career assists (545) and steals (179). His 545 career assists ranks eighth among all active Division players, and his 179 career steals ranks him 14th in the nation among active players.

PERSONAL

- Malik is the son of Robert and Tamara Johnson.
- Has three brothers, Yahkee, Robert and Anthony.
- His older brother Robert was a four-year starter at Indiana and currently plays for MKS Dabrowa Gorniczka in the Polish Basketball League.
- His favorite athletes growing up were Barry Sanders and Allen Iverson.
- As part of his pregame ritual, he is always the first Canisius player on the floor for warm-ups.

HONORS

- Boca Raton Beach Classic All-Tournament Team
- Preseason All-MAAC Second Team (2019-20)
- Preseason All-Big 4 First Team (2019-20)
- All-MAAC Third Team (2018-19)
- Preseason All-Big 4 Second Team (2018-19)
- MAAC All-Rookie Team (2016-17)

>> SEASON HIGHS

| | | | |
|----------|----|-----------------------|-------|
| Points | 27 | vs. Bucknell | 11/16 |
| Rebounds | 12 | at Monmouth | 1/10 |
| Assists | 10 | at Buffalo | 12/18 |
| Blocks | 1 | vs. Holy Cross | 12/14 |
| Steals | 7 | vs. Holy Cross | 12/14 |
| FG Made | 11 | vs. Bucknell | 11/16 |
| FT Made | 8 | at Brown | 11/9 |
| Minutes | 40 | 10x, last at Monmouth | 1/10 |

>> CAREER HIGHS

| | | | |
|----------|----|------------------------|----------|
| Points | 27 | vs. Bucknell | 11/16/19 |
| Rebounds | 12 | at Monmouth | 1/10/20 |
| Assists | 12 | vs. Siena | 3/1/19 |
| Blocks | 2 | vs. Quinnipiac | 2/10/18 |
| Steals | 7 | vs. Holy Cross | 12/14/19 |
| FG Made | 11 | vs. Bucknell | 11/16/19 |
| FT Made | 8 | 2x, last at Brown | 11/9/19 |
| Minutes | 43 | 2x, last vs. Manhattan | 3/8/19 |

>> 2019-20 GAME-BY-GAME STATISTICS

| Opponent | Date | gs | min | Total | | 3-Pointers | | Free throws | | Rebounds | | | | pf | a | t/o | blk | stl | pts | avg | |
|---------------------|----------|----|-----|--------|--------|------------|-------|-------------|-------|----------|-----|-----|-----|-----|----|-----|-----|-----|-----|------|------|
| | | | | fg-fga | pct | 3fg-fga | pct | ft-fa | pct | off | def | tot | avg | | | | | | | | |
| at Brown | 11/09/19 | * | 40 | 7-12 | .583 | 2-4 | .500 | 8-8 | 1.000 | 1 | 8 | 9 | 9.0 | 4 | 5 | 3 | 0 | 4 | 24 | 24.0 | |
| at Albany | 11/13/19 | * | 35 | 3-12 | .250 | 2-6 | .333 | 1-2 | .500 | 0 | 4 | 4 | 6.5 | 4 | 4 | 2 | 0 | 2 | 9 | 16.5 | |
| BUCKNELL | 11/16/19 | * | 37 | 11-17 | .647 | 2-5 | .400 | 3-4 | .750 | 1 | 3 | 4 | 5.7 | 1 | 6 | 3 | 0 | 4 | 27 | 20.0 | |
| ST. BONAVENTURE | 11/23/19 | * | 40 | 3-12 | .250 | 2-7 | .286 | 7-8 | .875 | 2 | 5 | 7 | 6.0 | 0 | 2 | 3 | 0 | 2 | 15 | 18.8 | |
| at UIC | 11/26/19 | * | 25 | 0-3 | .000 | 0-1 | .000 | 0-0 | .000 | 0 | 4 | 4 | 5.6 | 3 | 8 | 4 | 0 | 0 | 0 | 15.0 | |
| vs Mercer | 12/01/19 | * | 40 | 5-11 | .455 | 2-5 | .400 | 2-2 | 1.000 | 1 | 6 | 7 | 5.8 | 2 | 4 | 3 | 0 | 2 | 14 | 14.8 | |
| vs Hofstra | 12/02/19 | * | 40 | 4-14 | .286 | 0-4 | .000 | 4-5 | .800 | 0 | 7 | 7 | 6.0 | 1 | 3 | 2 | 0 | 2 | 12 | 14.4 | |
| at Florida Atlantic | 12/04/19 | * | 37 | 5-16 | .313 | 0-4 | .000 | 2-5 | .400 | 1 | 1 | 2 | 5.5 | 3 | 4 | 1 | 0 | 3 | 12 | 14.1 | |
| HOLY CROSS | 12/14/19 | * | 40 | 6-11 | .545 | 3-6 | .500 | 5-10 | .500 | 0 | 4 | 4 | 5.3 | 2 | 7 | 2 | 1 | 7 | 20 | 14.8 | |
| at Buffalo | 12/18/19 | * | 40 | 3-11 | .273 | 0-3 | .000 | 5-9 | .556 | 0 | 4 | 4 | 5.2 | 4 | 10 | 1 | 0 | 3 | 11 | 14.4 | |
| at Siena | 12/23/19 | * | 40 | 3-13 | .231 | 0-4 | .000 | 1-2 | .500 | 0 | 5 | 5 | 5.2 | 1 | 8 | 4 | 0 | 1 | 7 | 13.7 | |
| at Pitt | 12/30/19 | * | 40 | 5-10 | .500 | 0-2 | .000 | 4-5 | .800 | 0 | 4 | 4 | 5.1 | 4 | 7 | 4 | 0 | 2 | 14 | 13.8 | |
| MANHATTAN | 01/03/20 | * | 40 | 2-10 | .200 | 0-4 | .000 | 2-6 | .333 | 1 | 4 | 5 | 5.1 | 3 | 8 | 5 | 0 | 5 | 6 | 13.2 | |
| FAIRFIELD | 01/05/20 | * | 38 | 3-9 | .333 | 2-3 | .667 | 0-0 | .000 | 0 | 9 | 9 | 5.4 | 2 | 5 | 4 | 0 | 2 | 8 | 12.8 | |
| at Monmouth | 01/10/20 | * | 40 | 4-13 | .308 | 0-4 | .000 | 1-1 | 1.000 | 1 | 11 | 12 | 5.8 | 4 | 4 | 7 | 0 | 2 | 9 | 12.5 | |
| at Saint Peter's | 01/12/20 | * | 38 | 4-11 | .364 | 2-4 | .500 | 5-8 | .625 | 0 | 9 | 9 | 6.0 | 1 | 5 | 1 | 0 | 0 | 15 | 12.7 | |
| Totals | | | 16 | 610 | 68-185 | .368 | 17-66 | 258 | 50-75 | .667 | 8 | 88 | 96 | 6.0 | 39 | 90 | 49 | 1 | 41 | 203 | 12.7 |


OVERALL CAREER STATS


| | | | Total | | 3-Point | | F-Throws | | Rebounds | | | | | | | | | | | Scoring | |
|---------|---------|-----------|---------|------|---------|------|----------|------|----------|-----|-----|-----|-----|----|-----|-----|-----|-----|-----|---------|--|
| Season | gp-gs | min/avg | fg-fga | pct | fg-fga | pct | ft-fa | pct | off | def | tot | avg | pf | fo | ast | to | blk | stl | pts | avg | |
| 2016-17 | 34-34 | 923/27.1 | 42-138 | .304 | 13-52 | .250 | 32-49 | .653 | 12 | 78 | 90 | 2.6 | 83 | 3 | 148 | 59 | 1 | 34 | 129 | 3.8 | |
| 2017-18 | 33-33 | 1093/33.1 | 90-205 | .439 | 34-101 | .337 | 45-61 | .738 | 4 | 105 | 109 | 3.3 | 78 | 2 | 152 | 56 | 4 | 49 | 259 | 7.8 | |
| 2018-19 | 32-32 | 1136/35.5 | 101-262 | .385 | 34-113 | .301 | 72-99 | .727 | 18 | 116 | 134 | 4.2 | 79 | 1 | 155 | 75 | 3 | 55 | 308 | 9.6 | |
| 2019-20 | 16-16 | 610/38.1 | 68-185 | .368 | 17-66 | .258 | 50-75 | .667 | 8 | 88 | 96 | 6.0 | 39 | 0 | 90 | 49 | 1 | 41 | 203 | 12.7 | |
| TOTAL | 115-115 | 3762/32.7 | 301-790 | .381 | 98-332 | .295 | 199-284 | .701 | 42 | 387 | 429 | 3.7 | 279 | 6 | 545 | 239 | 9 | 179 | 899 | 7.8 | |

2 COREY BROWN

SR | FORWARD | 6-8 | 225
HOLLYWOOD, FLA. | NORTHERN ARIZONA



 @easymoneyCB

 easymoneyCB

>> SEASON HIGHS

| | | | |
|----------|----|----------------------|-------|
| Points | 10 | at Brown | 11/9 |
| Rebounds | 4 | 4x, last vs. Hofstra | 12/2 |
| Assists | 2 | at Monmouth | 1/10 |
| Blocks | 3 | at Monmouth | 1/10 |
| Steals | 4 | at Siena | 12/23 |
| FG Made | 4 | 2x, last vs. Mercer | 12/1 |
| FT Made | 3 | vs. St. Bonaventure | 11/23 |
| Minutes | 23 | vs. Hofstra | 12/2 |

>> CAREER HIGHS

| | | | |
|----------|----|-----------------------|----------|
| Points | 22 | at Eastern Washington | 3/3/18 |
| Rebounds | 12 | vs. Sacramento State | 2/22/18 |
| Assists | 3 | vs. Sacramento State | 2/22/18 |
| Blocks | 3 | at Monmouth | 1/10/19 |
| Steals | 4 | 2x, last at Siena | 12/23/19 |
| FG Made | 9 | at Eastern Washington | 3/3/18 |
| FT Made | 5 | vs. Montana State | 13/30/17 |
| Minutes | 28 | vs. Sacramento State | 2/22/18 |

>> SPECIALTY STATS

| | SEASON | CAREER |
|-----------------------|--------|--------|
| Double-Digit Points | 1 | 9 |
| Double-Digit Rebounds | 0 | 1 |
| Double-Doubles | 0 | 0 |
| 5+ Assists | 0 | 0 |
| 20+ Point Games | 0 | 1 |
| 30+ Point Games | 0 | 0 |
| 2+ 3-Pt. FGs Made | 0 | 0 |

>> GET TO KNOW COREY

Corey Brown is in his first season on Canisius' roster after sending the previous four years as a member of the Northern Arizona men's basketball team.

The Hollywood, Fla., was credited with a steal at Saint Peter's Jan. 12, his 10th steal in MAAC play this season, highlighted by his career-high four steals in the team's road loss at Siena Dec. 23.

Brown, who missed all of 2018-19 at Northern Arizona with an injury, is just the third graduate transfer in Canisius program history - and the first since 2015-16.

PERSONAL

- Corey is the son of Shay Norton.
- Has a younger brother, Ke'Sean.
- Is currently working on his master's degree in sport administration at Canisius.
- His favorite athletes growing up were Tracy McGrady and Kevin Durant.
- If he wasn't playing basketball, he'd like to be a soccer player.
- Lists crab legs and shrimp as his favorite foods.
- Favorite move is "Scarface".

>> 2019-20 GAME-BY-GAME STATISTICS

| Opponent | Date | gs | min | Total | | 3-Pointers | | Free throws | | Rebounds | | | | pf | a | t/o | blk | stl | pts | avg |
|---------------------|----------|----|-----|--------|-------|------------|------|-------------|-------|----------|-----|-----|-----|----|----|-----|-----|-----|-----|------|
| | | | | fg-fga | pct | 3fg-fga | pct | ft-fa | pct | off | def | tot | avg | | | | | | | |
| at Brown | 11/09/19 | | 21 | 4-6 | .667 | 0-0 | .000 | 2-2 | 1.000 | 1 | 3 | 4 | 4.0 | 2 | 1 | 0 | 1 | 1 | 10 | 10.0 |
| at Albany | 11/13/19 | | 17 | 1-2 | .500 | 0-0 | .000 | 0-0 | .000 | 1 | 2 | 3 | 3.5 | 1 | 1 | 1 | 0 | 0 | 2 | 6.0 |
| BUCKNELL | 11/16/19 | * | 12 | 0-0 | .000 | 0-0 | .000 | 0-0 | .000 | 1 | 1 | 2 | 3.0 | 1 | 0 | 2 | 1 | 0 | 0 | 4.0 |
| ST. BONAVENTURE | 11/23/19 | | 15 | 1-1 | 1.000 | 0-0 | .000 | 3-3 | 1.000 | 1 | 3 | 4 | 3.3 | 3 | 0 | 2 | 1 | 0 | 5 | 4.3 |
| at UIC | 11/26/19 | | 2 | 0-0 | .000 | 0-0 | .000 | 0-0 | .000 | 0 | 0 | 0 | 2.6 | 0 | 1 | 0 | 0 | 0 | 0 | 3.4 |
| vs Mercer | 12/01/19 | | 14 | 4-8 | .500 | 0-0 | .000 | 1-2 | .500 | 2 | 2 | 4 | 2.8 | 1 | 1 | 2 | 0 | 1 | 9 | 4.3 |
| vs Hofstra | 12/02/19 | | 23 | 0-0 | .000 | 0-0 | .000 | 0-0 | .000 | 1 | 3 | 4 | 3.0 | 3 | 0 | 0 | 2 | 0 | 0 | 3.7 |
| at Florida Atlantic | 12/04/19 | | 12 | 1-4 | .250 | 0-1 | .000 | 0-0 | .000 | 0 | 2 | 2 | 2.9 | 2 | 1 | 1 | 0 | 0 | 2 | 3.5 |
| HOLY CROSS | 12/14/19 | * | 14 | 1-2 | .500 | 0-0 | .000 | 1-3 | .333 | 1 | 1 | 2 | 2.8 | 4 | 1 | 2 | 0 | 0 | 3 | 3.4 |
| at Buffalo | 12/18/19 | | 9 | 2-3 | .667 | 0-0 | .000 | 1-2 | .500 | 2 | 1 | 3 | 2.8 | 0 | 0 | 1 | 0 | 0 | 5 | 3.6 |
| at Siena | 12/23/19 | | 13 | 1-1 | 1.000 | 0-0 | .000 | 0-0 | .000 | 0 | 1 | 1 | 2.6 | 2 | 0 | 1 | 0 | 4 | 2 | 3.5 |
| at Pitt | 12/30/19 | | 5 | 1-1 | 1.000 | 0-0 | .000 | 0-0 | .000 | 0 | 0 | 0 | 2.4 | 2 | 1 | 0 | 0 | 0 | 2 | 3.3 |
| MANHATTAN | 01/03/20 | | 15 | 2-2 | 1.000 | 0-0 | .000 | 2-2 | 1.000 | 1 | 0 | 1 | 2.3 | 2 | 1 | 1 | 0 | 3 | 6 | 3.5 |
| FAIRFIELD | 01/05/20 | | 9 | 0-3 | .000 | 0-0 | .000 | 0-0 | .000 | 1 | 2 | 3 | 2.4 | 0 | 1 | 0 | 0 | 0 | 0 | 3.3 |
| at Monmouth | 01/10/20 | | 17 | 2-5 | .400 | 0-1 | .000 | 0-0 | .000 | 1 | 1 | 2 | 2.3 | 2 | 2 | 0 | 3 | 2 | 4 | 3.3 |
| at Saint Peter's | 01/12/20 | * | 11 | 2-3 | .667 | 0-0 | .000 | 2-4 | .500 | 0 | 2 | 2 | 2.3 | 4 | 0 | 2 | 0 | 1 | 6 | 3.5 |
| Totals | | 3 | 209 | 22-41 | .537 | 0-2 | .000 | 12-18 | .667 | 13 | 24 | 37 | 2.3 | 29 | 11 | 15 | 8 | 12 | 56 | 3.5 |

OVERALL CAREER STATS

| Season | gp-gs | min/avg | Total | | 3-Point | | F-Throws | | Rebounds | | | | | | | | | | | Scoring | |
|----------|-------|-----------|---------|------|---------|------|----------|------|----------|-----|-----|-----|-----|----|-----|----|-----|-----|-----|---------|--|
| | | | fg-fga | pct | fg-fga | pct | ft-fa | pct | off | def | tot | avg | pf | fo | ast | to | blk | stl | pts | avg | |
| 2015-16* | 30-14 | 362/12.1 | 45-74 | .608 | 0-0 | .000 | 19-37 | .514 | 33 | 43 | 76 | 2.5 | 82 | 2 | 2 | 22 | 8 | 7 | 109 | 3.6 | |
| 2016-17* | 23-1 | 171/7.4 | 14-31 | .452 | 0-0 | .000 | 6-10 | .600 | 8 | 25 | 33 | 1.4 | 36 | 0 | 4 | 12 | 3 | 1 | 34 | 1.5 | |
| 2017-18* | 29-8 | 482/16.6 | 76-126 | .603 | 0-1 | .000 | 39-70 | .557 | 36 | 64 | 100 | 3.4 | 74 | 2 | 10 | 32 | 9 | 19 | 191 | 6.6 | |
| 2019-20 | 16-3 | 209/13.1 | 22-41 | .537 | 0-2 | .000 | 12-18 | .667 | 13 | 24 | 37 | 2.3 | 29 | 0 | 11 | 15 | 8 | 12 | 56 | 3.5 | |
| TOTAL | 16-3 | 209/13.1 | 22-41 | .537 | 0-2 | .000 | 12-18 | .667 | 13 | 24 | 37 | 2.3 | 29 | 0 | 11 | 15 | 8 | 12 | 56 | 3.5 | |
| All* | 98-26 | 1224/12.5 | 157-272 | .577 | 0-3 | .000 | 76-135 | .563 | 90 | 156 | 246 | 2.5 | 221 | 4 | 27 | 81 | 28 | 39 | 390 | 4.0 | |

3 JORDAN HENDERSON

SOPH | GUARD | 6-5 | 180
CINCINNATI, OHIO | INDIANA ELITE PREP



jordanH2123

jordan_henderson3

>> SPECIALTY STATS

| | SEASON | CAREER |
|-----------------------|--------|--------|
| Double-Digit Points | 3 | 5 |
| Double-Digit Rebounds | 0 | 0 |
| Double-Doubles | 0 | 0 |
| 5+ Assists | 2 | 3 |
| 20+ Point Games | 0 | 0 |
| 30+ Point Games | 0 | 0 |
| 2+ 3-Pt. FGs Made | 2 | 5 |

>> GET TO KNOW JORDAN

Cincinnati, Ohio, native **Jordan Henderson** scored a career-high 18 points on the power of a career-best six 3-point field goals in the team's victory at UIC at Nov. 26.

Henderson scored 11 points and matched career-highs with five assists and three steals in the road win at Saint Peter's Jan. 12.

Henderson is averaging 29.2 minutes per game this season, despite missing more than a month in the preseason with a knee injury. He played a career-high 37 minutes against Bucknell Nov. 16, just one week after returning to the active roster.

PERSONAL

- Jordan is the son of Jimmy and Roxanne Henderson.
- Has one brother, Jimmy.
- His cousin, James Robertson, played for the LA Clippers and the Portland Trailblazers.
- His favorite athlete growing up was Michael Jordan.
- Lists his favorite meal as chicken from Raising Canes.

HONORS

- MAAC Academic Honor Roll (2018-19)

>> SEASON HIGHS

| | | | |
|----------|----|---------------------------|-------|
| Points | 18 | at UIC | 11/26 |
| Rebounds | 4 | 3x, last at Buffalo | 12/18 |
| Assists | 5 | 2x, last at Saint Peter's | 1/12 |
| Blocks | 1 | at Buffalo | 12/18 |
| Steals | 3 | at Saint Peter's | 1/12 |
| FG Made | 7 | vs. Bucknell | 11/16 |
| FT Made | 2 | 2x, last at Saint Peter's | 1/12 |
| Minutes | 37 | vs. Bucknell | 11/16 |

>> CAREER HIGHS

| | | | |
|----------|----|---------------------------|----------|
| Points | 18 | at UIC | 11/26/19 |
| Rebounds | 4 | 3x, last at Buffalo | 12/18/19 |
| Assists | 5 | 3x, last at Saint Peter's | 1/12/20 |
| Blocks | 2 | vs. Monmouth | 3/10/19 |
| Steals | 3 | 2x, last at Saint Peter's | 1/12/20 |
| FG Made | 7 | vs. Bucknell | 11/16/19 |
| FT Made | 2 | 6x, last at Saint Peter's | 1/12/20 |
| Minutes | 37 | vs. Bucknell | 11/16/19 |

>> 2019-20 GAME-BY-GAME STATISTICS

| Opponent | Date | gs | min | Total | | 3-Pointers | | Free throws | | Rebounds | | | | pf | a | t/o | blk | stl | pts | avg | |
|---------------------|----------|----|-----|--------|-------|------------|-------|-------------|-------|----------|-----|-----|-----|-----|----|-----|-----|-----|-----|------|-----|
| | | | | fg-fga | pct | 3fg-fga | pct | ft-fa | pct | off | def | tot | avg | | | | | | | | |
| at Albany | 11/13/19 | | 30 | 3-10 | .300 | 0-6 | .000 | 2-3 | .667 | 0 | 0 | 0 | 0.0 | 1 | 2 | 1 | 0 | 2 | 8 | 8.0 | |
| BUCKNELL | 11/16/19 | * | 37 | 7-13 | .538 | 2-4 | .500 | 1-1 | 1.000 | 0 | 1 | 1 | 0.5 | 1 | 5 | 0 | 0 | 1 | 17 | 12.5 | |
| ST. BONAVENTURE | 11/23/19 | * | 35 | 2-7 | .286 | 1-5 | .200 | 0-0 | .000 | 1 | 3 | 4 | 1.7 | 2 | 2 | 3 | 0 | 1 | 5 | 10.0 | |
| at UIC | 11/26/19 | * | 21 | 6-9 | .667 | 6-8 | .750 | 0-0 | .000 | 0 | 4 | 4 | 2.3 | 3 | 4 | 0 | 0 | 0 | 18 | 12.0 | |
| vs Mercer | 12/01/19 | * | 34 | 1-3 | .333 | 0-2 | .000 | 1-2 | .500 | 1 | 0 | 1 | 2.0 | 3 | 2 | 2 | 0 | 0 | 3 | 10.2 | |
| vs Hofstra | 12/02/19 | * | 27 | 2-4 | .500 | 0-1 | .000 | 0-0 | .000 | 0 | 2 | 2 | 2.0 | 2 | 4 | 3 | 0 | 0 | 4 | 9.2 | |
| at Florida Atlantic | 12/04/19 | * | 25 | 2-7 | .286 | 1-2 | .500 | 0-0 | .000 | 0 | 2 | 2 | 2.0 | 2 | 1 | 2 | 0 | 1 | 5 | 8.6 | |
| at Buffalo | 12/18/19 | | 32 | 1-7 | .143 | 1-5 | .200 | 2-2 | 1.000 | 2 | 2 | 4 | 2.3 | 2 | 3 | 1 | 1 | 1 | 5 | 8.1 | |
| MANHATTAN | 01/03/20 | | 21 | 4-8 | .500 | 1-5 | .200 | 0-0 | .000 | 1 | 0 | 1 | 2.1 | 3 | 1 | 1 | 0 | 2 | 9 | 8.2 | |
| FAIRFIELD | 01/05/20 | | 26 | 0-2 | .000 | 0-1 | .000 | 0-0 | .000 | 0 | 0 | 0 | 1.9 | 1 | 1 | 1 | 0 | 0 | 0 | 7.4 | |
| at Monmouth | 01/10/20 | * | 27 | 0-7 | .000 | 0-2 | .000 | 3-4 | .750 | 0 | 1 | 1 | 1.8 | 0 | 0 | 2 | 0 | 0 | 3 | 7.0 | |
| at Saint Peter's | 01/12/20 | * | 35 | 4-7 | .571 | 1-3 | .333 | 2-3 | .667 | 0 | 3 | 3 | 1.9 | 2 | 5 | 3 | 0 | 3 | 11 | 7.3 | |
| Totals | | | 8 | 350 | 32-84 | .381 | 13-44 | .295 | 11-15 | .733 | 5 | 18 | 23 | 1.9 | 22 | 30 | 19 | 1 | 11 | 88 | 7.3 |

OVERALL CAREER STATS

| | | | Total | | 3-Point | | F-Throws | | Rebounds | | | | | | | | | | | Scoring | |
|---------|-------|----------|--------|------|---------|------|----------|------|----------|-----|-----|-----|----|----|-----|----|-----|-----|-----|---------|--|
| Season | gp-gs | min/avg | fg-fga | pct | fg-fga | pct | ft-fa | pct | off | def | tot | avg | pf | fo | ast | to | blk | stl | pts | avg | |
| 2018-19 | 31-1 | 456/14.7 | 38-82 | .463 | 18-46 | .391 | 15-21 | .714 | 13 | 30 | 43 | 1.4 | 55 | 2 | 26 | 18 | 8 | 13 | 109 | 3.5 | |
| 2019-20 | 12-8 | 350/29.2 | 32-84 | .381 | 13-44 | .295 | 11-15 | .733 | 5 | 18 | 23 | 1.9 | 22 | 0 | 30 | 19 | 1 | 11 | 88 | 7.3 | |
| TOTAL | 43-9 | 806/18.7 | 70-166 | .422 | 31-90 | .344 | 26-36 | .722 | 18 | 48 | 66 | 1.5 | 77 | 2 | 56 | 37 | 9 | 24 | 197 | 4.6 | |

4 JALANNI WHITE

JR | FORWARD | 6-8 | 215
NEW HAVEN, CONN. | NOTRE DAME-WEST HAVEN



jwhite4_

>> SEASON HIGHS

| | | | |
|----------|----|-------------------------|-------|
| Points | 20 | at UIC | 11/26 |
| Rebounds | 9 | at Pitt | 12/30 |
| Assists | 2 | 3x, last at Pitt | 12/30 |
| Blocks | 2 | at UIC | 11/26 |
| Steals | 2 | 3x, last at Pitt | 12/30 |
| FG Made | 8 | 2x, last vs. Holy Cross | 12/14 |
| FT Made | 6 | at Pitt | 12/30 |
| Minutes | 31 | at Pitt | 12/30 |

>> CAREER HIGHS

| | | | |
|----------|----|-------------------------|----------|
| Points | 20 | at UIC | 11/26/19 |
| Rebounds | 9 | at Pitt | 12/30/19 |
| Assists | 2 | 11x, last at Pitt | 12/30/19 |
| Blocks | 3 | 2x, last vs. Fairfield | 2/15/19 |
| Steals | 2 | 5x, last at Pitt | 12/30/19 |
| FG Made | 8 | 2x, last vs. Holy Cross | 12/14/19 |
| FT Made | 6 | at Pitt | 12/30/19 |
| Minutes | 32 | vs. Manhattan | 3/8/19 |

>> 2019-20 GAME-BY-GAME STATISTICS

| Opponent | Date | gs | min | Total | | 3-Pointers | | Free throws | | Rebounds | | | | pf | a | t/o | blk | stl | pts | avg | |
|---------------------|----------|----|-----|--------|-------|------------|------|-------------|-------|----------|-----|-----|-----|-----|----|-----|-----|-----|-----|-----|-----|
| | | | | fg-fga | pct | 3fg-fga | pct | ft-fa | pct | off | def | tot | avg | | | | | | | | |
| at Brown | 11/09/19 | * | 11 | 2-6 | .333 | 0-1 | .000 | 1-2 | .500 | 1 | 1 | 2 | 2.0 | 5 | 0 | 4 | 0 | 1 | 5 | 5.0 | |
| at Albany | 11/13/19 | * | 16 | 1-6 | .167 | 0-0 | .000 | 2-2 | 1.000 | 2 | 1 | 3 | 2.5 | 4 | 0 | 2 | 0 | 1 | 4 | 4.5 | |
| BUCKNELL | 11/16/19 | | 19 | 2-3 | .667 | 0-0 | .000 | 1-4 | .250 | 2 | 0 | 2 | 2.3 | 2 | 2 | 0 | 0 | 0 | 5 | 4.7 | |
| ST. BONAVENTURE | 11/23/19 | | 20 | 3-5 | .600 | 0-0 | .000 | 2-2 | 1.000 | 3 | 1 | 4 | 2.8 | 3 | 0 | 1 | 1 | 2 | 8 | 5.5 | |
| at UIC | 11/26/19 | | 26 | 8-12 | .667 | 0-1 | .000 | 4-8 | .500 | 3 | 2 | 5 | 3.2 | 4 | 1 | 2 | 2 | 0 | 20 | 8.4 | |
| vs Mercer | 12/01/19 | | 18 | 4-9 | .444 | 0-2 | .000 | 1-1 | 1.000 | 2 | 1 | 3 | 3.2 | 4 | 2 | 1 | 1 | 0 | 9 | 8.5 | |
| vs Hofstra | 12/02/19 | | 8 | 0-1 | .000 | 0-0 | .000 | 2-4 | .500 | 0 | 0 | 0 | 2.7 | 3 | 0 | 1 | 0 | 0 | 2 | 7.6 | |
| at Florida Atlantic | 12/04/19 | | 23 | 5-7 | .714 | 0-1 | .000 | 2-2 | 1.000 | 3 | 1 | 4 | 2.9 | 4 | 0 | 1 | 0 | 2 | 12 | 8.1 | |
| HOLY CROSS | 12/14/19 | | 25 | 8-10 | .800 | 0-0 | .000 | 0-1 | .000 | 2 | 3 | 5 | 3.1 | 2 | 1 | 1 | 0 | 0 | 16 | 9.0 | |
| at Buffalo | 12/18/19 | | 17 | 0-1 | .000 | 0-0 | .000 | 3-4 | .750 | 1 | 1 | 2 | 3.0 | 2 | 0 | 4 | 0 | 1 | 3 | 8.4 | |
| at Siena | 12/23/19 | | 18 | 1-2 | .500 | 0-1 | .000 | 2-4 | .500 | 0 | 3 | 3 | 3.0 | 4 | 0 | 2 | 1 | 0 | 4 | 8.0 | |
| at Pitt | 12/30/19 | | 31 | 5-8 | .625 | 0-0 | .000 | 6-8 | .750 | 6 | 3 | 9 | 3.5 | 2 | 2 | 1 | 1 | 2 | 16 | 8.7 | |
| MANHATTAN | 01/03/20 | | 16 | 2-7 | .286 | 0-0 | .000 | 0-0 | .000 | 2 | 1 | 3 | 3.5 | 2 | 0 | 2 | 1 | 0 | 4 | 8.3 | |
| FAIRFIELD | 01/05/20 | | 18 | 0-2 | .000 | 0-0 | .000 | 2-2 | 1.000 | 2 | 0 | 2 | 3.4 | 5 | 0 | 3 | 1 | 0 | 2 | 7.9 | |
| at Monmouth | 01/10/20 | | 11 | 1-1 | 1.000 | 0-0 | .000 | 2-3 | .667 | 1 | 0 | 1 | 3.2 | 5 | 0 | 2 | 0 | 0 | 4 | 7.6 | |
| at Saint Peter's | 01/12/20 | | 8 | 2-5 | .400 | 0-1 | .000 | 0-0 | .000 | 0 | 0 | 0 | 3.0 | 4 | 1 | 2 | 1 | 0 | 4 | 7.4 | |
| Totals | | | 2 | 285 | 44-85 | .518 | 0-7 | .000 | 30-47 | .638 | 30 | 18 | 48 | 3.0 | 55 | 9 | 29 | 9 | 9 | 118 | 7.4 |

>> SPECIALTY STATS

| | SEASON | CAREER |
|-----------------------|--------|--------|
| Double-Digit Points | 4 | 8 |
| Double-Digit Rebounds | 0 | 0 |
| Double-Doubles | 0 | 0 |
| 5+ Assists | 0 | 0 |
| 20+ Point Games | 1 | 1 |
| 30+ Point Games | 0 | 0 |
| 2+ 3-Pt. FGs Made | 0 | 0 |

>> GET TO KNOW JALANNI

Junior **Jalanni White** scored a career-high 20 points to go with five rebounds and two blocked shots in the team's win at UIC Nov. 26.

White was good for 16 points and a career-high nine rebounds in the team's road loss at Pitt Dec. 30. In that game where he played a season-high 31 minutes, he also posted two assists, two steals and a blocked shot while making a career-high six free-throws.

The New Haven, Conn., native comes into tonight's game tied for 12th in the MAAC in offensive rebounds per game at 1.9 per contest, highlighted by his career-high six offensive boards at Pitt Dec. 30.

PERSONAL

- Jalanni is majoring in health and wellness.
- His favorite athlete growing up was Kevin Durant.
- He grew up playing golf, but would choose to play baseball if he was not a college basketball player.
- Lists his favorite food as shrimp and his favorite holiday as Thanksgiving.

HONORS


- MAAC All-Championship Team (2019)

OVERALL CAREER STATS

| Season | gp-gs | | min/avg | | Total fg-fga | | pct | 3-Point fg-fga | | pct | F-Throws ft-fa | | pct | Rebounds off def tot avg | | | | pf | fo | ast | to | blk | stl | Scoring pts avg | |
|---------|-------|----|---------|------|--------------|-----|------|----------------|----|------|----------------|-----|------|--------------------------|----|-----|-----|-----|----|-----|----|-----|-----|-----------------|-----|
| | | | | | | | | | | | | | | | | | | | | | | | | | |
| 2017-18 | 25 | 3 | 247 | 9.9 | 22 | 47 | .468 | 1 | 11 | .091 | 11 | 18 | .611 | 22 | 19 | 41 | 1.6 | 46 | 0 | 8 | 16 | 12 | 7 | 56 | 2.2 |
| 2018-19 | 32 | 32 | 595 | 18.6 | 79 | 153 | .516 | 4 | 14 | .286 | 28 | 51 | .549 | 32 | 55 | 87 | 2.7 | 74 | 2 | 20 | 29 | 27 | 14 | 190 | 5.9 |
| 2019-20 | 16 | 2 | 285 | 17.8 | 44 | 85 | .518 | 0 | 7 | .000 | 30 | 47 | .638 | 30 | 18 | 48 | 3.0 | 55 | 3 | 9 | 29 | 9 | 9 | 118 | 7.4 |
| TOTAL | 73 | 37 | 1127 | 15.4 | 145 | 285 | .509 | 5 | 32 | .156 | 69 | 116 | .595 | 84 | 92 | 176 | 2.4 | 175 | 5 | 37 | 74 | 48 | 30 | 364 | 5.0 |

10 JACCO FRITZ

FR | FORWARD | 6-10 | 200
TIEL, NETHERLANDS | DME ACADEMY [FLA.]



Twitter @Jacco_F

Instagram jaccofritz

>> SEASON HIGHS

| | | | |
|----------|----|----------------------|-------|
| Points | 16 | vs. Mercer | 12/1 |
| Rebounds | 10 | vs. St. Bonaventure | 11/23 |
| Assists | 4 | at Albany | 11/13 |
| Blocks | 2 | at Saint Peter's | 1/12 |
| Steals | 2 | 2x, last at Pitt | 12/30 |
| FG Made | 5 | 4x, last at Monmouth | 1/10 |
| FT Made | 6 | vs. Mercer | 12/1 |
| Minutes | 34 | vs. St. Bonaventure | 11/23 |

>> CAREER HIGHS

| | | | |
|----------|----|----------------------|----------|
| Points | 16 | vs. Mercer | 12/1/19 |
| Rebounds | 10 | vs. St. Bonaventure | 11/23/19 |
| Assists | 4 | at Albany | 11/13/19 |
| Blocks | 2 | at Saint Peter's | 1/12/20 |
| Steals | 2 | 2x, last at Pitt | 12/30/19 |
| FG Made | 5 | 4x, last at Monmouth | 1/10/20 |
| FT Made | 6 | vs. Mercer | 12/1/19 |
| Minutes | 34 | vs. St. Bonaventure | 11/23/19 |

>> SPECIALTY STATS

| | SEASON | CAREER |
|-----------------------|--------|--------|
| Double-Digit Points | 5 | 5 |
| Double-Digit Rebounds | 1 | 1 |
| Double-Doubles | 1 | 1 |
| 5+ Assists | 0 | 0 |
| 20+ Point Games | 0 | 0 |
| 30+ Point Games | 0 | 0 |
| 2+ 3-Pt. FGs Made | 0 | 0 |

>> GET TO KNOW JACCO

One of three true freshmen on this year's roster, **Jacco Fritz** joins the Canisius program after spending 2018-19 at DME Academy in Florida.

The Tiel, Netherlands native brings a unique ability to play multiple positions on the floor. He has the ability to play anyone from the three-guard to the five-man spot.

In the Griffs' loss at Monmouth Jan. 10, he scored 15 points, including his first career makes from 3-point land. In the team's last five games, he's averaging 7.8 points per game while shooting 76.2 percent (16-for-21) from the field.

Fritz has been honored as the MAAC's Rookie of the Week three times this season. By earning the honor Nov. 18, Nov. 25 and Dec. 2, he became the first player in program history to earn a MAAC weekly honor in three consecutive weeks.

PERSONAL

- If he wasn't playing basketball, he'd be playing tennis or soccer.
- Soccer star Messi was his favorite athlete when he was growing up.
- Lists dutch pancakes as his favorite meal, but English is his favorite class that he's taken at Canisius.

>> 2019-20 GAME-BY-GAME STATISTICS

| Opponent | Date | gs | min | Total | | 3-Pointers | | Free throws | | Rebounds | | | | pf | a | t/o | blk | stl | pts | avg | |
|---------------------|----------|----|-----|--------|-------|------------|-------|-------------|-------|----------|-----|-----|-----|-----|----|-----|-----|-----|-----|-----|-----|
| | | | | fg-fga | pct | 3fg-fga | pct | ft-fa | pct | off | def | tot | avg | | | | | | | | |
| at Brown | 11/09/19 | | 31 | 0-1 | .000 | 0-0 | .000 | 5-6 | .833 | 4 | 2 | 6 | 6.0 | 3 | 1 | 3 | 0 | 0 | 5 | 5.0 | |
| at Albany | 11/13/19 | | 30 | 2-4 | .500 | 0-1 | .000 | 3-4 | .750 | 3 | 3 | 6 | 6.0 | 4 | 4 | 2 | 1 | 1 | 7 | 6.0 | |
| BUCKNELL | 11/16/19 | | 27 | 5-7 | .714 | 0-0 | .000 | 2-3 | .667 | 1 | 3 | 4 | 5.3 | 0 | 1 | 3 | 0 | 1 | 12 | 8.0 | |
| ST. BONAVENTURE | 11/23/19 | * | 34 | 5-6 | .833 | 0-0 | .000 | 2-2 | 1.000 | 7 | 3 | 10 | 6.5 | 0 | 3 | 3 | 0 | 1 | 12 | 9.0 | |
| at UIC | 11/26/19 | * | 31 | 2-5 | .400 | 0-1 | .000 | 2-4 | .500 | 0 | 3 | 3 | 5.8 | 3 | 5 | 4 | 0 | 0 | 6 | 8.4 | |
| vs Mercer | 12/01/19 | * | 25 | 5-5 | 1.000 | 0-0 | .000 | 6-8 | .750 | 3 | 3 | 6 | 5.8 | 4 | 2 | 0 | 1 | 0 | 16 | 9.7 | |
| vs Hofstra | 12/02/19 | * | 29 | 2-3 | .667 | 0-0 | .000 | 1-1 | 1.000 | 1 | 1 | 2 | 5.3 | 2 | 1 | 3 | 0 | 2 | 5 | 9.0 | |
| at Florida Atlantic | 12/04/19 | * | 31 | 1-3 | .333 | 0-0 | .000 | 2-4 | .500 | 1 | 4 | 5 | 5.3 | 2 | 1 | 2 | 0 | 0 | 4 | 8.4 | |
| HOLY CROSS | 12/14/19 | * | 29 | 0-1 | .000 | 0-0 | .000 | 5-6 | .833 | 1 | 3 | 4 | 5.1 | 1 | 0 | 3 | 0 | 0 | 5 | 8.0 | |
| at Buffalo | 12/18/19 | * | 21 | 0-3 | .000 | 0-0 | .000 | 0-0 | .000 | 0 | 2 | 2 | 4.8 | 1 | 1 | 0 | 0 | 0 | 0 | 7.2 | |
| at Siena | 12/23/19 | * | 27 | 3-4 | .750 | 0-0 | .000 | 0-0 | .000 | 1 | 2 | 3 | 4.6 | 3 | 1 | 1 | 0 | 0 | 6 | 7.1 | |
| at Pitt | 12/30/19 | * | 22 | 4-6 | .667 | 0-1 | .000 | 2-3 | .667 | 2 | 1 | 3 | 4.5 | 4 | 2 | 3 | 0 | 2 | 10 | 7.3 | |
| MANHATTAN | 01/03/20 | * | 24 | 4-4 | 1.000 | 0-0 | .000 | 0-1 | .000 | 2 | 2 | 4 | 4.5 | 1 | 2 | 4 | 0 | 0 | 8 | 7.4 | |
| FAIRFIELD | 01/05/20 | * | 28 | 1-3 | .333 | 0-1 | .000 | 0-1 | .000 | 1 | 5 | 6 | 4.6 | 1 | 1 | 2 | 1 | 0 | 2 | 7.0 | |
| at Monmouth | 01/10/20 | * | 28 | 5-5 | 1.000 | 1-1 | 1.000 | 4-6 | .667 | 3 | 1 | 4 | 4.5 | 3 | 1 | 3 | 0 | 0 | 15 | 7.5 | |
| at Saint Peter's | 01/12/20 | * | 24 | 2-3 | .667 | 0-0 | .000 | 0-0 | .000 | 3 | 0 | 3 | 4.4 | 4 | 3 | 2 | 2 | 0 | 4 | 7.3 | |
| Totals | | | 13 | 441 | 41-63 | .651 | 1-5 | .200 | 34-49 | .694 | 33 | 38 | 71 | 4.4 | 36 | 29 | 38 | 5 | 7 | 117 | 7.3 |

OVERALL CAREER STATS

| Season | gp-gs | min/avg | Total fg-fga | pct | 3-Point fg-fga | pct | F-Throws ft-fa | pct | Rebounds off | def | tot | avg | pf | fo | ast | to | blk | stl | Scoring pts | avg |
|---------|-------|----------|--------------|------|----------------|------|----------------|------|--------------|-----|-----|-----|----|----|-----|----|-----|-----|-------------|-----|
| 2019-20 | 16-13 | 441/27.6 | 41-63 | .651 | 1-5 | .200 | 34-49 | .694 | 33 | 38 | 71 | 4.4 | 36 | 0 | 29 | 38 | 5 | 7 | 117 | 7.3 |
| TOTAL | 16-13 | 441/27.6 | 41-63 | .651 | 1-5 | .200 | 34-49 | .694 | 33 | 38 | 71 | 4.4 | 36 | 0 | 29 | 38 | 5 | 7 | 117 | 7.3 |

11 ARMON HARRIED

FR | GUARD | 6-4 | 185
BALTIMORE, MD. | LAKE CLIFTON



@wb_nuke

nukeshow

>> SPECIALTY STATS

| | SEASON | CAREER |
|-----------------------|--------|--------|
| Double-Digit Points | 4 | 4 |
| Double-Digit Rebounds | 0 | 0 |
| Double-Doubles | 0 | 0 |
| 5+ Assists | 0 | 0 |
| 20+ Point Games | 0 | 0 |
| 30+ Point Games | 0 | 0 |
| 2+ 3-Pt. FGs Made | 4 | 4 |

>> GET TO KNOW ARMON

Armon Harried is one of three true freshmen on this year's Canisius roster. Harried joins the Golden Griffin program after leading Lake Clifton High School to back-to-back Maryland Class 1A state championships.

Harried matched his career-high with 15 points in the team's loss at Monmouth Jan. 10 and followed that with eight points and six boards in the win at Saint Peter's Jan. 12. For his efforts last week, he was named the MAAC Rookie of the Week, the second time in three weeks he's earned that honor.

The son of former Syracuse big man Herman "Tree" Harried, he averaged 29.4 points per game with three double-double efforts in Lake Clifton's title run last spring. To cap his scholastic career, he scored 35 points in the state championship game.

PERSONAL

- Armon is the son of Herman and Delora Harried.
- His father played in four NCAA Tournaments during his college career at Syracuse.
- His mother, Delora, also played basketball during her time at Coppin State.
- Claims his "hidden talent" is his ability to juggle.
- If he could pick a superpower, he'd like to be able to fly.
- Lists his favorite food as chicken alfredo.

>> SEASON HIGHS

| | | | |
|----------|----|------------------------|-------|
| Points | 15 | 2x, last at Monmouth | 1/10 |
| Rebounds | 9 | at Siena | 12/23 |
| Assists | 3 | at UIC | 11/26 |
| Blocks | 1 | 2x, last at Monmouth | 1/10 |
| Steals | 3 | 4x, last vs. Manhattan | 1/3 |
| FG Made | 6 | vs. Hofstra | 12/2 |
| FT Made | 4 | 2x, last at Monmouth | 1/10 |
| Minutes | 34 | at Siena | 12/23 |

>> CAREER HIGHS

| | | | |
|----------|----|------------------------|----------|
| Points | 15 | 2x, last at Monmouth | 1/10/20 |
| Rebounds | 9 | at Siena | 12/23/19 |
| Assists | 3 | at UIC | 11/26/19 |
| Blocks | 1 | 2x, last at Monmouth | 1/10/20 |
| Steals | 3 | 4x, last vs. Manhattan | 1/3/20 |
| FG Made | 6 | vs. Hofstra | 12/2/19 |
| FT Made | 4 | 2x, last at Monmouth | 1/10/20 |
| Minutes | 34 | at Siena | 12/23/19 |

>> 2019-20 GAME-BY-GAME STATISTICS

| Opponent | Date | gs | min | Total | | 3-Pointers | | Free throws | | Rebounds | | | | pf | a | t/o | blk | stl | pts | avg | |
|---------------------|----------|----|-----|--------|--------|------------|-------|-------------|-------|----------|-----|-----|-----|-----|----|-----|-----|-----|-----|-----|-----|
| | | | | fg-fga | pct | 3fg-fga | pct | ft-fa | pct | off | def | tot | avg | | | | | | | | |
| at Brown | 11/09/19 | * | 30 | 2-9 | .222 | 0-2 | .000 | 0-0 | .000 | 0 | 0 | 0 | 0.0 | 5 | 1 | 1 | 0 | 1 | 4 | 4.0 | |
| at Albany | 11/13/19 | * | 5 | 0-2 | .000 | 0-2 | .000 | 0-0 | .000 | 0 | 0 | 0 | 0.0 | 0 | 0 | 1 | 0 | 0 | 0 | 2.0 | |
| BUCKNELL | 11/16/19 | * | 19 | 2-6 | .333 | 1-3 | .333 | 1-5 | .200 | 0 | 0 | 0 | 0.0 | 1 | 1 | 0 | 0 | 1 | 6 | 3.3 | |
| ST. BONAVENTURE | 11/23/19 | * | 22 | 4-7 | .571 | 1-3 | .333 | 0-0 | .000 | 0 | 7 | 7 | 1.8 | 2 | 0 | 2 | 0 | 0 | 9 | 4.8 | |
| at UIC | 11/26/19 | * | 16 | 3-6 | .500 | 1-2 | .500 | 0-1 | .000 | 0 | 6 | 6 | 2.6 | 4 | 3 | 2 | 0 | 1 | 7 | 5.2 | |
| vs Mercer | 12/01/19 | * | 15 | 0-3 | .000 | 0-1 | .000 | 0-0 | .000 | 2 | 1 | 3 | 2.7 | 3 | 1 | 2 | 0 | 2 | 0 | 4.3 | |
| vs Hofstra | 12/02/19 | * | 28 | 6-12 | .500 | 3-7 | .429 | 0-0 | .000 | 1 | 2 | 3 | 2.7 | 4 | 2 | 1 | 1 | 3 | 15 | 5.9 | |
| at Florida Atlantic | 12/04/19 | * | 23 | 1-4 | .250 | 0-3 | .000 | 4-6 | .667 | 1 | 5 | 6 | 3.1 | 2 | 1 | 1 | 0 | 3 | 6 | 5.9 | |
| HOLY CROSS | 12/14/19 | * | 26 | 4-9 | .444 | 1-4 | .250 | 2-2 | 1.000 | 1 | 0 | 1 | 2.9 | 3 | 0 | 2 | 0 | 1 | 11 | 6.4 | |
| at Buffalo | 12/18/19 | * | 26 | 2-11 | .182 | 2-6 | .333 | 0-0 | .000 | 0 | 2 | 2 | 2.8 | 3 | 0 | 2 | 0 | 0 | 6 | 6.4 | |
| at Siena | 12/23/19 | * | 34 | 3-8 | .375 | 1-3 | .333 | 1-2 | .500 | 0 | 9 | 9 | 3.4 | 3 | 1 | 1 | 0 | 3 | 8 | 6.5 | |
| at Pitt | 12/30/19 | * | 30 | 4-11 | .364 | 3-5 | .600 | 1-2 | .500 | 4 | 2 | 6 | 3.6 | 3 | 0 | 4 | 0 | 0 | 12 | 7.0 | |
| MANHATTAN | 01/03/20 | * | 21 | 3-9 | .333 | 1-5 | .200 | 0-2 | .000 | 2 | 4 | 6 | 3.8 | 4 | 1 | 3 | 0 | 3 | 7 | 7.0 | |
| FAIRFIELD | 01/05/20 | * | 15 | 1-5 | .200 | 0-2 | .000 | 1-2 | .500 | 0 | 2 | 2 | 3.6 | 4 | 2 | 2 | 0 | 1 | 3 | 6.7 | |
| at Monmouth | 01/10/20 | * | 32 | 5-14 | .357 | 1-6 | .167 | 4-6 | .667 | 0 | 4 | 4 | 3.7 | 2 | 0 | 3 | 1 | 2 | 15 | 7.3 | |
| at Saint Peter's | 01/12/20 | * | 24 | 2-3 | .667 | 2-3 | .667 | 2-2 | 1.000 | 1 | 5 | 6 | 3.8 | 4 | 1 | 3 | 0 | 1 | 8 | 7.3 | |
| Totals | | | 16 | 366 | 42-119 | .353 | 17-57 | .298 | 16-30 | .533 | 12 | 49 | 61 | 3.8 | 47 | 14 | 30 | 2 | 22 | 117 | 7.3 |

OVERALL CAREER STATS

| | | | Total | | 3-Point | | F-Throws | | Rebounds | | | | | | | | | | Scoring | |
|---------|-------|----------|--------|------|---------|------|----------|------|----------|-----|-----|-----|----|----|-----|----|-----|-----|---------|-----|
| Season | gp-gs | min/avg | fg-fga | pct | fg-fga | pct | ft-fa | pct | off | def | tot | avg | pf | fo | ast | to | blk | stl | pts | avg |
| 2019-20 | 16-16 | 366/22.9 | 42-119 | .353 | 17-57 | .298 | 16-30 | .533 | 12 | 49 | 61 | 3.8 | 47 | 1 | 14 | 30 | 2 | 22 | 117 | 7.3 |
| TOTAL | 16-16 | 366/22.9 | 42-119 | .353 | 17-57 | .298 | 16-30 | .533 | 12 | 49 | 61 | 3.8 | 47 | 1 | 14 | 30 | 2 | 22 | 117 | 7.3 |

15 MAJESTY BRANDON

JR | GUARD | 6-0 | 165
BRONX, N.Y. | MONROE COMMUNITY COLLEGE



@BrandonMajesty

mthangg

>> SPECIALTY STATS

| | SEASON | CAREER |
|-----------------------|--------|--------|
| Double-Digit Points | 8 | 8 |
| Double-Digit Rebounds | 1 | 1 |
| Double-Doubles | 1 | 1 |
| 5+ Assists | 0 | 0 |
| 20+ Point Games | 2 | 2 |
| 30+ Point Games | 1 | 1 |
| 2+ 3-Pt. FGs Made | 6 | 6 |

>> GET TO KNOW MAJESTY

The 2018-19 NJCAA Regional Player of the Year and an NJCAA First-Team All-American, **Majesty Brandon** joined the Canisius program after spending the previous two seasons at Monroe (N.Y.) Community College.

Brandon scored more than 1,000 career points in his time at Monore. Last year, he averaged 21.4 points, 5.9 rebounds and 2.4 assists per game for the Tribunes.

The Bronx, N.Y., native leads Canisius with his 12.8 points per game, and in MAAC play, he's averaging 15.0 points per game, which ranks sixth in the conference. In the Griff's last five contests, dating back to Dec. 30 at Pitt, he's good for 13.0 points per game, where he's hit a team-high eight 3-point field goals.

PERSONAL

- Majesty is the son of Donald Brandon and Barbara Wilder.
- Has three brothers and two sisters.
- Majoring in sport administration.
- His favorite athlete growing up was Allen Iverson, and he lists Christmas as his favorite holiday.
- If he could have one superpower, he would like to be the strongest man alive.

>> SEASON HIGHS

| | | | |
|----------|----|-------------------------|-------|
| Points | 30 | at Siena | 12/23 |
| Rebounds | 10 | vs. Manhattan | 1/3 |
| Assists | 4 | 3x, last vs. Holy Cross | 12/14 |
| Blocks | 1 | at Albany | 11/13 |
| Steals | 5 | at UIC | 11/26 |
| FG Made | 11 | at Siena | 12/23 |
| FT Made | 6 | at Saint Peter's | 1/12 |
| Minutes | 38 | vs. Manhattan | 1/3 |

>> CAREER HIGHS

| | | | |
|----------|----|-------------------------|----------|
| Points | 30 | at Siena | 12/23/19 |
| Rebounds | 10 | vs. Manhattan | 1/3/20 |
| Assists | 4 | 3x, last vs. Holy Cross | 12/14/19 |
| Blocks | 1 | at Albany | 11/13/19 |
| Steals | 5 | at UIC | 11/26/19 |
| FG Made | 11 | at Siena | 12/23/19 |
| FT Made | 6 | at Saint Peter's | 1/12/20 |
| Minutes | 38 | vs. Manhattan | 1/3/20 |

>> 2019-20 GAME-BY-GAME STATISTICS

| Opponent | Date | gs | min | Total | | 3-Pointers | | Free throws | | Rebounds | | | | pf | a | t/o | blk | stl | pts | avg |
|---------------------|----------|----|-----|--------|-------|------------|-------|-------------|-------|----------|-----|-----|-----|----|----|-----|-----|-----|-----|------|
| | | | | fg-fga | pct | 3fg-fga | pct | ft-fa | pct | off | def | tot | avg | | | | | | | |
| at Brown | 11/09/19 | 24 | 24 | 2-8 | .250 | 0-4 | .000 | 3-4 | .750 | 0 | 3 | 3 | 3.0 | 4 | 0 | 3 | 0 | 0 | 7 | 7.0 |
| at Albany | 11/13/19 | 34 | 34 | 8-18 | .444 | 1-5 | .200 | 2-2 | 1.000 | 2 | 3 | 5 | 4.0 | 0 | 0 | 1 | 1 | 1 | 19 | 13.0 |
| BUCKNELL | 11/16/19 | 20 | 20 | 2-3 | .667 | 0-0 | .000 | 0-0 | .000 | 0 | 1 | 1 | 3.0 | 0 | 0 | 2 | 0 | 1 | 4 | 10.0 |
| ST. BONAVENTURE | 11/23/19 | 22 | 22 | 2-10 | .200 | 1-5 | .200 | 2-2 | 1.000 | 1 | 2 | 3 | 3.0 | 3 | 0 | 2 | 0 | 0 | 7 | 9.3 |
| at UIC | 11/26/19 | 27 | 27 | 8-12 | .667 | 4-5 | .800 | 1-2 | .500 | 2 | 5 | 7 | 3.8 | 4 | 4 | 1 | 0 | 5 | 21 | 11.6 |
| vs Mercer | 12/01/19 | 31 | 31 | 7-10 | .700 | 0-3 | .000 | 2-3 | .667 | 0 | 4 | 4 | 3.8 | 1 | 4 | 0 | 0 | 2 | 16 | 12.3 |
| vs Hofstra | 12/02/19 | 28 | 28 | 2-10 | .200 | 1-5 | .200 | 0-0 | .000 | 0 | 3 | 3 | 3.7 | 1 | 1 | 4 | 0 | 1 | 5 | 11.3 |
| at Florida Atlantic | 12/04/19 | 25 | 25 | 4-7 | .571 | 0-3 | .000 | 0-0 | .000 | 1 | 2 | 3 | 3.6 | 0 | 0 | 3 | 0 | 2 | 8 | 10.9 |
| HOLY CROSS | 12/14/19 | 29 | 29 | 3-10 | .300 | 0-2 | .000 | 2-2 | 1.000 | 0 | 7 | 7 | 4.0 | 2 | 4 | 1 | 0 | 0 | 8 | 10.6 |
| at Buffalo | 12/18/19 | 21 | 21 | 5-9 | .556 | 2-5 | .400 | 2-3 | .667 | 2 | 4 | 6 | 4.2 | 3 | 2 | 2 | 0 | 1 | 14 | 10.9 |
| at Siena | 12/23/19 | 37 | 37 | 11-22 | .500 | 7-10 | .700 | 1-1 | 1.000 | 1 | 1 | 2 | 4.0 | 0 | 2 | 1 | 0 | 1 | 30 | 12.6 |
| at Pitt | 12/30/19 | 33 | 33 | 8-16 | .500 | 4-10 | .400 | 0-0 | .000 | 0 | 4 | 4 | 4.0 | 4 | 2 | 4 | 0 | 2 | 20 | 13.3 |
| MANHATTAN | 01/03/20 | * | 38 | 4-16 | .250 | 2-7 | .286 | 5-6 | .833 | 3 | 7 | 10 | 4.5 | 3 | 2 | 1 | 0 | 0 | 15 | 13.4 |
| FAIRFIELD | 01/05/20 | * | 36 | 4-20 | .200 | 0-9 | .000 | 0-0 | .000 | 1 | 2 | 3 | 4.4 | 0 | 1 | 0 | 0 | 2 | 8 | 13.0 |
| at Monmouth | 01/10/20 | 21 | 21 | 2-2 | 1.000 | 2-2 | 1.000 | 2-2 | 1.000 | 0 | 1 | 1 | 4.1 | 4 | 0 | 2 | 0 | 0 | 8 | 12.7 |
| at Saint Peter's | 01/12/20 | 31 | 31 | 4-9 | .444 | 0-4 | .000 | 6-8 | .750 | 0 | 3 | 3 | 4.1 | 2 | 0 | 3 | 0 | 1 | 14 | 12.8 |
| Totals | | 2 | 457 | 76-182 | .418 | 24-79 | .304 | 28-35 | .800 | 13 | 52 | 65 | 4.1 | 31 | 22 | 30 | 1 | 19 | 204 | 12.8 |

OVERALL CAREER STATS

| Season | gp-gs | min/avg | Total | | 3-Point | | F-Throws | | Rebounds | | | | pf | fo | ast | to | blk | stl | Scoring | |
|---------|-------|----------|--------|------|---------|------|----------|------|----------|-----|-----|-----|----|----|-----|----|-----|-----|---------|------|
| | | | fg-fga | pct | fg-fga | pct | ft-fa | pct | off | def | tot | avg | | | | | | | pts | avg |
| 2019-20 | 16-2 | 457/28.6 | 76-182 | .418 | 24-79 | .304 | 28-35 | .800 | 13 | 52 | 65 | 4.1 | 31 | 0 | 22 | 30 | 1 | 19 | 204 | 12.8 |
| TOTAL | 16-2 | 457/28.6 | 76-182 | .418 | 24-79 | .304 | 28-35 | .800 | 13 | 52 | 65 | 4.1 | 31 | 0 | 22 | 30 | 1 | 19 | 204 | 12.8 |

21 SCOTT HITCHON

JR | FORWARD | 6-8 | 215
WHITBY, ONTARIO | THORNLEA SECONDARY



@scott_hitchon

scott_hitchon

>> SPECIALTY STATS

| | SEASON | CAREER |
|-----------------------|--------|--------|
| Double-Digit Points | 6 | 21 |
| Double-Digit Rebounds | 0 | 0 |
| Double-Doubles | 0 | 0 |
| 5+ Assists | 1 | 2 |
| 20+ Point Games | 1 | 2 |
| 30+ Point Games | 0 | 0 |
| 2+ 3-Pt. FGs Made | 3 | 8 |

>> GET TO KNOW SCOTT

Junior forward **Scott Hitchon** returned to the starting line-up at Buffalo Dec. 18, and went to work. The Whitby, Ontario native scored a career-high 29 points in the loss to the Bulls.

His 29-point effort at Buffalo stands as the most points for a Canisius player in UB's Alumni Arena, and it also makes him just the sixth player in school history with 29-or-more points in a road game against Buffalo, Niagara or St. Bonaventure.

Hitchon came off the bench and scored 10 points to go with four rebounds and three blocked shots in the win at Saint Peter's Jan. 12. He comes into tonight's game averaging 10.2 points per game over Canisius' last five games.

PERSONAL

- Scott is the son of Mark and Kim Hitchon.
- Has one brother, Eric.
- Chose to wear No. 21 at Canisius because it is the number he's always worn.
- If he had one superpower, he would like to fly.
- Lists Thanksgiving as his favorite holiday and steak as his favorite food.

HONORS

- Preseason All-Big 4 Second Team (2019-20)

>> SEASON HIGHS

| | | | |
|----------|----|---------------------------|-------|
| Points | 29 | at Buffalo | 12/18 |
| Rebounds | 4 | 5x, last at Saint Peter's | 1/12 |
| Assists | 5 | at Siena | 12/23 |
| Blocks | 3 | at Saint Peter's | 1/12 |
| Steals | 2 | 3x, last at Monmouth | 1/10 |
| FG Made | 10 | at Buffalo | 12/18 |
| FT Made | 6 | 2x, last at Buffalo | 12/18 |
| Minutes | 28 | at Pitt | 12/30 |

>> CAREER HIGHS

| | | | |
|----------|----|---------------------------|----------|
| Points | 29 | at Buffalo | 12/18/19 |
| Rebounds | 8 | at Holy Cross | 12/20/18 |
| Assists | 5 | 2x, last at Siena | 12/23/19 |
| Blocks | 3 | 2x, last at Saint Peter's | 1/12/20 |
| Steals | 2 | 5x, last at Monmouth | 1/10/20 |
| FG Made | 10 | at Buffalo | 12/18/19 |
| FT Made | 7 | vs. Robert Morris | 12/5/18 |
| Minutes | 34 | vs. Siena | 3/1/19 |

>> 2019-20 GAME-BY-GAME STATISTICS

| Opponent | Date | gs | min | Total | | 3-Pointers | | Free throws | | Rebounds | | | | pf | a | t/o | blk | stl | pts | avg |
|---------------------|----------|----|-----|--------|-------|------------|-------|-------------|-------|----------|-----|-----|-----|-----|----|-----|-----|-----|-----|------|
| | | | | fg-fga | pct | 3fg-fga | pct | ft-fa | pct | off | def | tot | avg | | | | | | | |
| at Brown | 11/09/19 | * | 15 | 2-5 | .400 | 2-3 | .667 | 0-0 | .000 | 1 | 2 | 3 | 3.0 | 0 | 0 | 1 | 0 | 1 | 6 | 6.0 |
| at Albany | 11/13/19 | * | 21 | 2-4 | .500 | 1-3 | .333 | 1-3 | .333 | 0 | 2 | 2 | 2.5 | 2 | 0 | 1 | 0 | 1 | 6 | 6.0 |
| vs Mercer | 12/01/19 | | 10 | 1-4 | .250 | 1-2 | .500 | 2-2 | 1.000 | 0 | 3 | 3 | 2.7 | 0 | 0 | 2 | 0 | 0 | 5 | 5.7 |
| vs Hofstra | 12/02/19 | | 12 | 4-8 | .500 | 1-2 | .500 | 3-5 | .600 | 3 | 1 | 4 | 3.0 | 4 | 0 | 1 | 1 | 1 | 12 | 7.3 |
| at Florida Atlantic | 12/04/19 | | 13 | 1-6 | .167 | 0-2 | .000 | 6-6 | 1.000 | 0 | 4 | 4 | 3.2 | 2 | 1 | 1 | 0 | 0 | 8 | 7.4 |
| HOLY CROSS | 12/14/19 | | 17 | 2-7 | .286 | 0-0 | .000 | 4-6 | .667 | 1 | 1 | 2 | 3.0 | 0 | 1 | 2 | 0 | 0 | 8 | 7.5 |
| at Buffalo | 12/18/19 | * | 24 | 10-15 | .667 | 3-4 | .750 | 6-7 | .857 | 3 | 1 | 4 | 3.1 | 4 | 0 | 1 | 2 | 2 | 29 | 10.6 |
| at Siena | 12/23/19 | * | 27 | 5-10 | .500 | 1-4 | .250 | 4-4 | 1.000 | 0 | 3 | 3 | 3.1 | 2 | 5 | 2 | 1 | 1 | 15 | 11.1 |
| at Pitt | 12/30/19 | * | 28 | 1-6 | .167 | 1-4 | .250 | 0-0 | .000 | 3 | 1 | 4 | 3.2 | 3 | 0 | 4 | 2 | 0 | 3 | 10.2 |
| MANHATTAN | 01/03/20 | * | 25 | 5-9 | .556 | 1-3 | .333 | 1-1 | 1.000 | 1 | 2 | 3 | 3.2 | 3 | 3 | 2 | 2 | 2 | 12 | 10.4 |
| FAIRFIELD | 01/05/20 | | 26 | 7-12 | .583 | 2-5 | .400 | 3-4 | .750 | 1 | 1 | 2 | 3.1 | 2 | 0 | 1 | 1 | 0 | 19 | 11.2 |
| at Monmouth | 01/10/20 | * | 15 | 1-3 | .333 | 1-2 | .500 | 4-4 | 1.000 | 1 | 2 | 3 | 3.1 | 4 | 2 | 2 | 0 | 2 | 7 | 10.8 |
| at Saint Peter's | 01/12/20 | | 22 | 4-8 | .500 | 0-2 | .000 | 2-4 | .500 | 1 | 3 | 4 | 3.2 | 1 | 0 | 2 | 3 | 0 | 10 | 10.8 |
| Totals | | | 7 | 255 | 45-97 | .464 | 14-36 | .389 | 36-46 | .783 | 15 | 26 | 41 | 3.2 | 27 | 12 | 22 | 12 | 140 | 10.8 |

OVERALL CAREER STATS

| | | | Total | | 3-Point | | F-Throws | | Rebounds | | | | | | | | | | | Scoring | |
|---------|-------|-----------|---------|------|---------|------|----------|------|----------|-----|-----|-----|-----|----|-----|----|-----|-----|-----|---------|--|
| Season | gp-gs | min/avg | fg-fga | pct | fg-fga | pct | ft-fa | pct | off | def | tot | avg | pf | fo | ast | to | blk | stl | pts | avg | |
| 2017-18 | 21-1 | 137/6.5 | 11-26 | .423 | 2-10 | .200 | 10-15 | .667 | 4 | 19 | 23 | 1.1 | 34 | 0 | 3 | 10 | 9 | 1 | 34 | 1.6 | |
| 2018-19 | 32-32 | 726/22.7 | 101-202 | .500 | 26-56 | .464 | 47-67 | .701 | 25 | 59 | 84 | 2.6 | 77 | 0 | 47 | 54 | 23 | 11 | 275 | 8.6 | |
| 2019-20 | 13-7 | 255/19.6 | 45-97 | .464 | 14-36 | .389 | 36-46 | .783 | 15 | 26 | 41 | 3.2 | 27 | 0 | 12 | 22 | 12 | 10 | 140 | 10.8 | |
| TOTAL | 66-40 | 1118/16.9 | 157-325 | .483 | 42-102 | .412 | 93-128 | .727 | 44 | 104 | 148 | 2.2 | 138 | 0 | 62 | 86 | 44 | 22 | 449 | 6.8 | |



>> SEASON HIGHS

| | | | |
|----------|----|--------------|-------|
| Points | 6 | at UIC | 11/26 |
| Rebounds | 5 | at FAU | 12/4 |
| Assists | | | |
| Blocks | | | |
| Steals | 1 | vs. Bucknell | 11/16 |
| FG Made | 2 | vs. Bucknell | 11/16 |
| FT Made | 4 | at UIC | 11/26 |
| Minutes | 13 | vs. Bucknell | 11/16 |

>> CAREER HIGHS

| | | | |
|----------|----|-------------------------|----------|
| Points | 10 | vs. Memphis | 11/23/18 |
| Rebounds | 7 | at St. Bonaventure | 11/28/18 |
| Assists | 1 | 5x, last vs. Buffalo | 12/29/18 |
| Blocks | 1 | 14x, last vs. Manhattan | 3/1/19 |
| Steals | 2 | at Florida State | 11/19/18 |
| FG Made | 5 | vs. Memphis | 11/23/18 |
| FT Made | 4 | 3x, last at UIC | 11/26/19 |
| Minutes | 27 | at Florida State | 11/19/18 |

>> SPECIALTY STATS

| | SEASON | CAREER |
|-----------------------|--------|--------|
| Double-Digit Points | 0 | 1 |
| Double-Digit Rebounds | 0 | 0 |
| Double-Doubles | 0 | 0 |
| 5+ Assists | 0 | 0 |
| 20+ Point Games | 0 | 0 |
| 30+ Point Games | 0 | 0 |
| 2+ 3-Pt. FGs Made | 0 | 0 |

>> GET TO KNOW DANTAI

One of two Canadian-born players on this year's roster, senior **Dantai St. Louis** returns for his final season in Blue and Gold.

The Brampton, Ontario native made his first career start for the Griffs on Nov. 16, 2019 when the Griffs hosted Bucknell. He ended the night with four points and a rebound in 13 minutes of play.

Last season, St. Louis saw action in 30 games off the bench. He scored a career-high 10 points in the team's loss to Memphis in the AdvoCare Invitational.

St. Louis scored a season-high six points in the win at UIC Nov. 26. He grabbed a season-high five rebounds in the team's road loss at FAU Dec. 4.

PERSONAL

- Dantai is the son of Anthony St. Louis and Maisha Dennis-Jones.
- Has two sisters, Nadine Curtis and Breanna Jones.
- If he could chose a superpower, he would select super-speed.
- Serves as the team's unofficial DJ in the locker room before and after games and practices.
- Claims his hidden talent is his ability to play the drums.

>> 2019-20 GAME-BY-GAME STATISTICS

| Opponent | Date | gs | min | Total | | 3-Pointers | | Free throws | | Rebounds | | | | pf | a | t/o | blk | stl | pts | avg | |
|---------------------|----------|----|-----|--------|-------|------------|------|-------------|-------|----------|-----|-----|-----|-----|----|-----|-----|-----|-----|-----|-----|
| | | | | fg-fga | pct | 3fg-fga | pct | ft-fa | pct | off | def | tot | avg | | | | | | | | |
| at Albany | 11/13/19 | | 3 | 0-0 | .000 | 0-0 | .000 | 0-0 | .000 | 0 | 0 | 0 | 0.0 | 1 | 0 | 0 | 0 | 0 | 0.0 | | |
| BUCKNELL | 11/16/19 | * | 13 | 2-3 | .667 | 0-0 | .000 | 0-0 | .000 | 0 | 1 | 1 | 0.5 | 4 | 0 | 1 | 0 | 1 | 4 | 2.0 | |
| ST. BONAVENTURE | 11/23/19 | * | 4 | 0-0 | .000 | 0-0 | .000 | 0-0 | .000 | 1 | 0 | 1 | 0.7 | 3 | 0 | 1 | 0 | 0 | 0 | 1.3 | |
| at UIC | 11/26/19 | * | 12 | 1-3 | .333 | 0-0 | .000 | 4-4 | 1.000 | 3 | 1 | 4 | 1.5 | 2 | 0 | 1 | 0 | 0 | 6 | 2.5 | |
| vs Mercer | 12/01/19 | * | 7 | 1-2 | .500 | 0-0 | .000 | 0-0 | .000 | 0 | 1 | 1 | 1.4 | 1 | 0 | 1 | 0 | 0 | 2 | 2.4 | |
| vs Hofstra | 12/02/19 | * | 5 | 1-2 | .500 | 0-0 | .000 | 0-0 | .000 | 0 | 1 | 1 | 1.3 | 1 | 0 | 0 | 0 | 0 | 2 | 2.3 | |
| at Florida Atlantic | 12/04/19 | * | 8 | 1-1 | 1.000 | 0-0 | .000 | 0-0 | .000 | 1 | 4 | 5 | 1.9 | 2 | 0 | 0 | 0 | 0 | 2 | 2.3 | |
| at Buffalo | 12/18/19 | | 4 | 0-0 | .000 | 0-0 | .000 | 0-0 | .000 | 1 | 0 | 1 | 1.8 | 0 | 0 | 0 | 0 | 0 | 0 | 2.0 | |
| FAIRFIELD | 01/05/20 | * | 4 | 0-1 | .000 | 0-0 | .000 | 0-0 | .000 | 1 | 1 | 2 | 1.8 | 0 | 0 | 0 | 0 | 0 | 0 | 1.8 | |
| Totals | | | 7 | 60 | 6-12 | .500 | 0-0 | .000 | 4-4 | 1.000 | 7 | 9 | 16 | 1.8 | 14 | 0 | 4 | 0 | 1 | 16 | 1.8 |

OVERALL CAREER STATS

| Season | gp-gs | min/avg | Total fg-fga | pct | 3-Point fg-fga | pct | F-Throws ft-fa | pct | Rebounds off | def | tot | avg | pf | fo | ast | to | blk | stl | Scoring pts | avg |
|---------|-------|----------|--------------|------|----------------|------|----------------|-------|--------------|-----|-----|-----|-----|----|-----|----|-----|-----|-------------|-----|
| 2016-17 | 32-0 | 218/6.8 | 15-36 | .417 | 0-0 | .000 | 6-16 | .375 | 22 | 24 | 46 | 1.4 | 49 | 0 | 5 | 8 | 3 | 1 | 36 | 1.1 |
| 2017-18 | 3-0 | 2/0.7 | 0-0 | .000 | 0-0 | .000 | 0-0 | .000 | 0 | 0 | 0 | 0.0 | 0 | 0 | 0 | 0 | 1 | 0 | 0 | 0.0 |
| 2018-19 | 31-0 | 311/10.0 | 25-49 | .510 | 0-0 | .000 | 20-33 | .606 | 19 | 34 | 53 | 1.7 | 57 | 1 | 1 | 16 | 11 | 4 | 70 | 2.3 |
| 2019-20 | 9-7 | 60/6.7 | 6-12 | .500 | 0-0 | .000 | 4-4 | 1.000 | 7 | 9 | 16 | 1.8 | 14 | 0 | 0 | 4 | 0 | 1 | 16 | 1.8 |
| TOTAL | 75-7 | 591/7.9 | 46-97 | .474 | 0-0 | .000 | 30-53 | .566 | 48 | 67 | 115 | 1.5 | 120 | 1 | 6 | 28 | 15 | 6 | 122 | 1.6 |

S SAM RAUTINS

SOPH | GUARD | 6-4 | 190
SYRACUSE, N.Y. | ATHLETE INSTITUTE PREP

>> 2019-20 GAME-BY-GAME STATISTICS

| Opponent | Date | gs | min | Total | | 3-Pointers | | Free throws | | Rebounds | | | | pf | a | t/o | blk | stl | pts | avg |
|---------------------|----------|----|-----|--------|-------|------------|-------|-------------|------|----------|-----|-----|-----|----|---|-----|-----|-----|-----|-----|
| | | | | fg-fga | pct | 3fg-fga | pct | ft-fa | pct | off | def | tot | avg | | | | | | | |
| BUCKNELL | 11/16/19 | 5 | | 1-1 | 1.000 | 1-1 | 1.000 | 0-0 | .000 | 0 | 0 | 0 | 0.0 | 0 | 0 | 0 | 0 | 0 | 3 | 3.0 |
| ST. BONAVENTURE | 11/23/19 | 4 | | 0-2 | .000 | 0-1 | .000 | 0-0 | .000 | 0 | 0 | 0 | 0.0 | 0 | 0 | 0 | 0 | 0 | 0 | 1.5 |
| at UIC | 11/26/19 | 13 | | 3-6 | .500 | 3-6 | .500 | 0-0 | .000 | 0 | 4 | 4 | 1.3 | 5 | 0 | 1 | 0 | 1 | 9 | 4.0 |
| at Florida Atlantic | 12/04/19 | 3 | | 0-0 | .000 | 0-0 | .000 | 0-0 | .000 | 0 | 0 | 0 | 1.0 | 0 | 0 | 0 | 0 | 0 | 0 | 3.0 |
| Totals | | 0 | 25 | 4-9 | .444 | 4-8 | .500 | 0-0 | .000 | 0 | 4 | 4 | 1.0 | 5 | 0 | 1 | 0 | 1 | 12 | 3.0 |

>> SEASON HIGHS

| | | | |
|----------|----|--------|-------|
| Points | 9 | at UIC | 11/26 |
| Rebounds | 4 | at UIC | 11/26 |
| Assists | | | |
| Blocks | | | |
| Steals | 1 | at UIC | 11/26 |
| FG Made | 3 | at UIC | 11/26 |
| FT Made | | | |
| Minutes | 13 | at UIC | 11/26 |

>> CAREER HIGHS

| | | | |
|----------|----|--------|----------|
| Points | 9 | at UIC | 11/26/19 |
| Rebounds | 4 | at UIC | 11/26/19 |
| Assists | | | |
| Blocks | | | |
| Steals | 1 | at UIC | 11/26/19 |
| FG Made | 3 | at UIC | 11/26/19 |
| FT Made | | | |
| Minutes | 13 | at UIC | 11/26/19 |

OVERALL CAREER STATS

| Season | gp-gs | min/avg | Total | | 3-Point | | F-Throws | | Rebounds | | | | pf | fo | ast | to | blk | stl | Scoring | |
|---------|-------|---------|--------|------|---------|------|----------|------|----------|-----|-----|-----|----|----|-----|----|-----|-----|---------|-----|
| | | | fg-fga | pct | fg-fga | pct | ft-fa | pct | off | def | tot | avg | | | | | | | pts | avg |
| 2018-19 | 6-0 | 13/2.2 | 0-0 | .000 | 0-0 | .000 | 0-0 | .000 | 0 | 2 | 2 | 0.3 | 1 | 0 | 0 | 0 | 0 | 0 | 0 | 0.0 |
| 2019-20 | 4-0 | 25/6.3 | 4-9 | .444 | 4-8 | .500 | 0-0 | .000 | 0 | 4 | 4 | 1.0 | 5 | 1 | 0 | 1 | 0 | 1 | 12 | 3.0 |
| TOTAL | 10-0 | 38/3.8 | 4-9 | .444 | 4-8 | .500 | 0-0 | .000 | 0 | 6 | 6 | 0.6 | 6 | 1 | 0 | 1 | 0 | 1 | 12 | 1.2 |

24 IVAN HADZIC

SOPH | CENTER | 6-9 | 240
SABAC, SERBIA | SOUTHWEST CHRISTIAN [ARK.]

>> 2019-20 GAME-BY-GAME STATISTICS

| Opponent | Date | gs | min | Total | | 3-Pointers | | Free throws | | Rebounds | | | | pf | a | t/o | blk | stl | pts | avg |
|------------------|----------|----|-----|--------|------|------------|------|-------------|------|----------|-----|-----|-----|----|---|-----|-----|-----|-----|-----|
| | | | | fg-fga | pct | 3fg-fga | pct | ft-fa | pct | off | def | tot | avg | | | | | | | |
| at Brown | 11/09/19 | 3 | | 0-0 | .000 | 0-0 | .000 | 0-0 | .000 | 0 | 1 | 1 | 1.0 | 1 | 0 | 1 | 0 | 0 | 0 | 0.0 |
| at Albany | 11/13/19 | 2 | | 0-0 | .000 | 0-0 | .000 | 0-0 | .000 | 0 | 0 | 0 | 0.5 | 0 | 0 | 0 | 0 | 0 | 0 | 0.0 |
| BUCKNELL | 11/16/19 | 9 | | 2-3 | .667 | 0-0 | .000 | 1-4 | .250 | 2 | 0 | 2 | 1.0 | 3 | 0 | 1 | 0 | 0 | 5 | 1.7 |
| ST. BONAVENTURE | 11/23/19 | 4 | | 0-1 | .000 | 0-0 | .000 | 0-0 | .000 | 0 | 0 | 0 | 0.8 | 0 | 0 | 1 | 0 | 0 | 0 | 1.3 |
| at UIC | 11/26/19 | 17 | | 1-2 | .500 | 0-1 | .000 | 0-0 | .000 | 1 | 4 | 5 | 1.6 | 3 | 1 | 4 | 0 | 0 | 2 | 1.4 |
| HOLY CROSS | 12/14/19 | 2 | | 0-0 | .000 | 0-0 | .000 | 0-0 | .000 | 0 | 0 | 0 | 1.3 | 1 | 0 | 0 | 0 | 0 | 0 | 1.2 |
| at Monmouth | 01/10/20 | 9 | | 0-0 | .000 | 0-0 | .000 | 0-0 | .000 | 0 | 0 | 0 | 1.1 | 1 | 0 | 1 | 0 | 0 | 0 | 1.0 |
| at Saint Peter's | 01/12/20 | 7 | | 0-1 | .000 | 0-1 | .000 | 0-0 | .000 | 0 | 0 | 0 | 1.0 | 1 | 0 | 0 | 0 | 0 | 0 | 0.9 |
| Totals | | 0 | 53 | 3-7 | .429 | 0-2 | .000 | 1-4 | .250 | 3 | 5 | 8 | 1.0 | 10 | 1 | 8 | 0 | 0 | 7 | 0.9 |

>> SEASON HIGHS

| | | | |
|----------|----|--------------|-------|
| Points | 5 | vs. Bucknell | 11/16 |
| Rebounds | 5 | at UIC | 11/26 |
| Assists | 1 | at UIC | 11/26 |
| Blocks | | | |
| Steals | | | |
| FG Made | 2 | vs. Bucknell | 11/16 |
| FT Made | 1 | vs. Bucknell | 11/16 |
| Minutes | 17 | at UIC | 11/26 |

>> CAREER HIGHS

| | | | |
|----------|----|--------------|----------|
| Points | 5 | vs. Bucknell | 11/16/19 |
| Rebounds | 5 | at UIC | 11/26/19 |
| Assists | 1 | at UIC | 11/26/19 |
| Blocks | | | |
| Steals | | | |
| FG Made | 2 | vs. Bucknell | 11/16/19 |
| FT Made | 1 | vs. Bucknell | 11/16/19 |
| Minutes | 17 | at UIC | 11/26/19 |

OVERALL CAREER STATS

| Season | gp-gs | min/avg | Total | | 3-Point | | F-Throws | | Rebounds | | | | pf | fo | ast | to | blk | stl | Scoring | |
|---------|-------|---------|--------|------|---------|------|----------|------|----------|-----|-----|-----|----|----|-----|----|-----|-----|---------|-----|
| | | | fg-fga | pct | fg-fga | pct | ft-fa | pct | off | def | tot | avg | | | | | | | pts | avg |
| 2018-19 | 1-0 | 6/6.0 | 0-1 | .000 | 0-1 | .000 | 0-0 | .000 | 0 | 0 | 0 | 0.0 | 0 | 0 | 0 | 0 | 0 | 0 | 0 | 0.0 |
| 2019-20 | 8-0 | 53/6.6 | 3-7 | .429 | 0-2 | .000 | 1-4 | .250 | 3 | 5 | 8 | 1.0 | 10 | 0 | 1 | 8 | 0 | 0 | 7 | 0.9 |
| TOTAL | 9-0 | 59/6.6 | 3-8 | .375 | 0-3 | .000 | 1-4 | .250 | 3 | 5 | 8 | 0.9 | 10 | 0 | 1 | 8 | 0 | 0 | 7 | 0.8 |



HEAD COACH REGGIE WITHERSPOON

The Witherspoon File

PERSONAL INFORMATION

Date of Birth Feb. 21, 1961
Hometown Buffalo, N.Y.
Education Empire State '95
Hired at Canisius May 28, 2016

Wife Dawn
Daughters Lydia and Rachel

COLLEGE COACHING EXPERIENCE

1996-98 Erie Comm. College Head Coach
 1999-13 Buffalo Head Coach
 2014-15 Alabama Assistant Coach
 2015-16 Chattanooga Assistant Coach
 2016- Canisius College Head Coach

WITHERSPOON YEAR-BY-YEAR

| YEAR | SCHOOL | RECORD |
|---------|----------|--------|
| 1999-00 | Buffalo | 3-20 |
| 2000-01 | Buffalo | 4-24 |
| 2001-02 | Buffalo | 12-18 |
| 2002-03 | Buffalo | 5-23 |
| 2003-04 | Buffalo | 17-12 |
| 2004-05 | Buffalo | 23-10 |
| 2005-06 | Buffalo | 19-13 |
| 2006-07 | Buffalo | 12-19 |
| 2007-08 | Buffalo | 10-20 |
| 2008-09 | Buffalo | 21-12 |
| 2009-10 | Buffalo | 18-12 |
| 2010-11 | Buffalo | 20-14 |
| 2011-12 | Buffalo | 20-11 |
| 2012-13 | Buffalo | 14-20 |
| 2016-17 | Canisius | 18-16 |
| 2017-18 | Canisius | 21-12 |
| 2018-19 | Canisius | 15-17 |
| 2019-20 | Canisius | 6-10 |

Career Record (18 years) 258-283 (.477)

Postseason

| | |
|-----|------------|
| NIT | 1-1 (.500) |
| CBI | 0-2 (.000) |
| CIT | 3-3 (.500) |

Postseason Record 4-6 (.400)

- **Record at Canisius:** 60-55 (.522) - Fourth Year
- **Overall Record:** 258-283 (.477) - 18th Year
- **MAAC Record:** 37-24 (.607) - Fourth Year

- Canisius named **Reggie Witherspoon** the program's 24th head coach in program history May 28, 2016.
- In his first three seasons at Canisius, Witherspoon compiled 54 overall wins, with 36 of those victories coming in MAAC play.
- His 2017-18 team tied the school record for wins in the regular season with 21, and the Griffs' 15 MAAC victories last year set a new program standard for league wins in a single season.
- Those 15 MAAC wins allowed Canisius to earn a share of the 2017-18 MAAC regular-season championship, the program's first since 1993-94.
- Witherspoon joins with former Canisius head coach **Jim Baron** as the only two coaches in program history to lead Canisius to back-to-back national tournaments in their first two years on Main Street.
- Earned his 250th career head coaching win Feb. 22, 2019 in the Griffs' 60-59 victory at Monmouth.
- A Buffalo native, Witherspoon returned to his hometown to take over the Golden Griffin program after spending the 2015-16 season on the bench at Chattanooga.
- Witherspoon led the University at Buffalo program for 14 seasons from 1999-13, where he earned 198 career wins against 228 career losses.
- A two-time Mid-American Conference Coach of the Year (2004, 2012), he boasted a record of 174-143 in his last 10 years with the Buffalo program.
- Witherspoon has a MAC regular-season crown, two trips to the MAC Tournament title game, an NIT berth, two bids to the College Basketball Invitational (CBI) and a pair of trips to the CollegeInsider.com Postseason Tournament (CIT) on his head coaching resume.
- Witherspoon has also coached at the international level, as he has assisted with USA Basketball and the national under-18 team program two times. In 2006, he worked with the USA U-18 tryout team that featured **Blake Griffin**, **Michael Beasley**, **Jared Bayless** and **Kyle Singler**. In 2010, he was an assistant coach under **Jeff Capel** and worked with **Kyrie Irving**, **Austin Rivers** and **Patric Young**.
- Witherspoon began his coaching career at his high school alma mater - Sweet Home High School in the north suburbs of Buffalo.
- As a player, Witherspoon played for two seasons at Erie Community College, where his head coach was **John Beilein**. Beilein later went on to be the Canisius head coach from 1992-97, and he now he serves as the head coach of the Cleveland Cavaliers.

REGGIE WITHERSPOON BY THE NUMBERS

RECORDS VS. OPPONENTS

| | | | |
|-------------------------------|------------|------------------------------|-------------|
| Air Force | 0-1 | Miami | 1-0 |
| Albany | 1-3 | Miami (Ohio) | 10-20 |
| Alcorn State | 1-0 | Milwaukee | 2-0 |
| Akron | 13-16 | Monmouth | 4-4 |
| American | 1-0 | Navy | 3-0 |
| Arkansas Pine Bluff | 1-0 | Niagara | 9-10 |
| Army West Point | 2-0 | New Hampshire | 1-0 |
| Ball State | 8-9 | North Carolina | 0-2 |
| Boston College | 0-1 | North Texas | 0-1 |
| Boston University | 1-0 | Northern Illinois | 12-6 |
| Bowling Green | 9-15 | Northwestern | 0-3 |
| Brown | 0-2 | Notre Dame (Ohio) | 1-0 |
| Bucknell | 2-0 | Oakland | 0-1 |
| Buffalo | 1-3 | Ohio | 7-22 |
| Buffalo State | 3-0 | Ohio Valley | 1-0 |
| BYU | 0-2 | Pacific | 0-1 |
| Canisius | 8-6 | Penn State | 1-2 |
| Central Michigan | 11-7 | Pepperdine | 1-0 |
| Chicago State | 2-0 | Pitt | 0-3 |
| Cleveland State | 1-1 | Princeton | 0-2 |
| Colgate | 2-0 | Purdue | 0-1 |
| Colorado | 1-0 | Quinnipiac | 6-2 |
| Colorado State | 1-0 | Rhode Island | 1-1 |
| Cornell | 3-1 | Rider | 3-3 |
| Connecticut | 0-3 | Robert Morris | 3-0 |
| Dartmouth | 1-0 | Rutgers | 1-1 |
| Dayton | 1-0 | Saint Joseph's | 0-1 |
| Delaware State | 1-1 | Saint Peter's | 6-2 |
| Detroit | 1-2 | Samford | 0-1 |
| Drexel | 1-0 | Siena | 6-3 |
| Duquesne | 2-0 | South Dakota State | 0-1 |
| Eastern Illinois | 0-1 | St. Bonaventure | 2-5 |
| Eastern Michigan | 10-6 | St. Francis Brooklyn | 1-0 |
| Elon | 4-0 | Syracuse | 0-1 |
| Evansville | 2-3 | Temple | 2-2 |
| Fairfield | 4-2 | Tennessee State | 0-2 |
| Fairleigh Dickinson | 1-3 | Texas State | 1-0 |
| Florida Atlantic | 0-1 | Toldeo | 8-9 |
| Florida International | 1-1 | Towson | 2-0 |
| Florida State | 0-2 | Tulane | 1-1 |
| Fresno State | 2-0 | Tulsa | 0-2 |
| Green Bay | 2-0 | UAB | 0-1 |
| Hofstra | 0-1 | UIC | 1-0 |
| Holy Cross | 1-1 | UNC Asheville | 1-1 |
| Houghton | 1-0 | USC Upstate | 1-0 |
| Indiana | 0-1 | USF | 1-1 |
| Indiana State | 2-1 | UT Martin | 0-1 |
| Iona | 4-5 | Valparaiso | 0-1 |
| Jackson State | 1-0 | Vermont | 0-2 |
| Jacksonville | 0-1 | Villanova | 0-1 |
| Jacksonville State | 0-1 | Washington State | 0-1 |
| Kent State | 8-24 | Western Illinois | 0-1 |
| Kentucky | 0-1 | Western Michigan | 8-8 |
| Liberty | 2-1 | Wichita State | 0-1 |
| Manhattan | 4-3 | Wyoming | 0-1 |
| Mansfield | 1-0 | Yale | 0-1 |
| Marist | 5-2 | Youngstown St. | 6-2 |
| Marshall | 5-8 | | |
| Memphis | 0-1 | | |
| Mercer | 1-0 | | |

2019-20 opponents in bold

Canisius Under Witherspoon

| | OVERALL | 2019-20 |
|------------------------------------|--------------|-------------|
| Overall | 60-55 | 6-10 |
| At Home | 26-20 | 3-2 |
| On the Road | 29-28 | 2-7 |
| Neutral Site | 5-7 | 1-1 |
| MAAC (regular season) | 37-24 | 1-4 |
| At Home | 17-13 | 0-2 |
| On the Road | 20-11 | 1-2 |
| Non-League (regular season) | 21-26 | 5-6 |
| At Home | 9-6 | 3-0 |
| On the Road | 9-16 | 1-5 |
| Neutral Site | 3-4 | 1-1 |
| MAAC Tournament | 2-3 | 0-0 |
| Shoots 60% or better | 2-0 | 0-0 |
| Shoots 50% or better | 23-5 | 4-0 |
| Holds Opp. to Less than 50% | 35-24 | 4-3 |
| Holds Opp. to Less than 40% | 15-3 | 2-3 |
| Holds Opp. to Less than 30% | 0-0 | 0-0 |
| Outrebounds opponent | 31-14 | 4-2 |
| Overtime game | 3-3 | 0-0 |
| Double-OT | 0-0 | 0-0 |
| Triple-OT | 0-0 | 0-0 |
| vs. Ranked Opponent | 0-3 | 0-0 |
| vs. Unranked Opponent | 60-52 | 6-10 |
| In November | 9-16 | 3-2 |
| In December | 15-11 | 2-5 |
| In January | 16-14 | 1-3 |
| In February | 17-9 | 0-0 |
| In March | 3-5 | 0-0 |
| Scores 59 points or less | 0-14 | 0-4 |
| Scores 60-69 | 10-17 | 1-3 |
| Scores 70-79 | 21-15 | 2-3 |
| Scores 80-89 | 18-7 | 2-0 |
| Scores 90-99 | 9-2 | 1-0 |
| Scores 100+ | 2-0 | 0-0 |



© 2015 Pearson Education, Inc. or its affiliate(s). All rights reserved. No part of this publication may be reproduced, stored in a retrieval system, or transmitted, in any form or by any means, electronic, mechanical, photocopying, recording, or by any information storage or retrieval system, without prior written permission from Pearson Education, Inc. or its affiliate(s).

| Score by periods | 1st | 2nd | Total |
|------------------|-----|-----|-----------|
| Bucknell | 39 | 42 | 81 |
| Canisius | 38 | 45 | 83 |

Last FG - BUCK 2nd-00:46, CAN 2nd-00:01.
 Largest lead - BUCK by 6 1st-04:26, CAN by 7 1st-15:06.
 BUCK led for 21:29. CAN led for 13:31. Game was tied for 05:00.

2019-20 BOX SCORES

Game 4: Canisius 61 - St. Bonaventure 57 Nov. 23, 2019 - Buffalo, N.Y. (KeyBank Center)

St. Bonaventure 57 • 1-4

| # | Player | Total | | 3-Ptr | | Rebounds | | | PF | TP | A | TO | Blk | Stl | Min |
|--------|-------------------|--------|--------|--------|-------|----------|-----|----|----|----|---|----|-----|-----|-----|
| | | FG-FGA | FG-FGA | FT-FTA | Off | Def | Tot | | | | | | | | |
| 32 | Armadi Ikpeze | f | 2-5 | 0-0 | 5-6 | 2 | 0 | 2 | 4 | 9 | 0 | 1 | 0 | 1 | 30 |
| 35 | Justin Winston | f | 5-11 | 1-3 | 3-3 | 2 | 3 | 5 | 4 | 14 | 0 | 4 | 1 | 0 | 37 |
| 00 | Kyle Lofton | g | 6-13 | 1-3 | 5-6 | 0 | 1 | 1 | 1 | 18 | 3 | 3 | 1 | 4 | 40 |
| 01 | Dominick Welch | g | 3-8 | 1-4 | 2-2 | 0 | 4 | 4 | 1 | 9 | 0 | 1 | 0 | 2 | 40 |
| 11 | Alejandro Vasquez | g | 1-2 | 0-0 | 3-5 | 0 | 3 | 3 | 5 | 5 | 0 | 3 | 0 | 2 | 22 |
| 03 | Alpha Okoli | g | 0-0 | 0-0 | 0-0 | 0 | 0 | 0 | 1 | 0 | 0 | 0 | 0 | 0 | 0+ |
| 04 | Matt Johnson | g | 0-3 | 0-0 | 0-0 | 0 | 1 | 1 | 0 | 0 | 0 | 0 | 2 | 0 | 18 |
| 10 | Bobby Planutis | g | 1-5 | 0-2 | 0-2 | 2 | 0 | 2 | 0 | 2 | 0 | 1 | 0 | 1 | 13 |
| | Team | | | | | 2 | 4 | 6 | | | | | | | |
| Totals | | | 18-47 | 3-12 | 18-24 | 8 | 16 | 24 | 16 | 57 | 3 | 13 | 4 | 10 | 200 |

FG % 1st Half: 10-27 37.0% 2nd half: 8-20 40.0% Game: 18-47 38.3%
3FG % 1st Half: 0-6 0.0% 2nd half: 3-6 50.0% Game: 3-12 25.0%
FT % 1st Half: 7-11 63.6% 2nd half: 11-13 84.6% Game: 18-24 75.0%

Deadball
Rebounds
3

Canisius 61 • 2-2

| # | Player | Total | | 3-Ptr | | Rebounds | | | PF | TP | A | TO | Blk | Stl | Min |
|--------|-------------------|--------|--------|--------|-------|----------|-----|----|----|----|---|----|-----|-----|-----|
| | | FG-FGA | FG-FGA | FT-FTA | Off | Def | Tot | | | | | | | | |
| 10 | Fritz, Jacco | f | 5-6 | 0-0 | 2-2 | 7 | 3 | 10 | 0 | 12 | 3 | 3 | 0 | 1 | 34 |
| 23 | St. Louis, Dantai | f | 0-0 | 0-0 | 0-0 | 1 | 0 | 1 | 3 | 0 | 0 | 1 | 0 | 0 | 4 |
| 01 | Johnson, Malik | g | 3-12 | 2-7 | 7-8 | 2 | 5 | 7 | 0 | 15 | 2 | 3 | 0 | 2 | 40 |
| 03 | Henderson, Jordan | g | 2-7 | 1-5 | 0-0 | 1 | 3 | 4 | 2 | 5 | 2 | 3 | 0 | 1 | 35 |
| 11 | Harried, Armon | g | 4-7 | 1-3 | 0-0 | 0 | 7 | 7 | 2 | 9 | 0 | 2 | 0 | 0 | 22 |
| 02 | Brown, Corey | g | 1-1 | 0-0 | 3-3 | 1 | 3 | 4 | 3 | 5 | 0 | 2 | 1 | 0 | 15 |
| 04 | White, Jalanni | g | 3-5 | 0-0 | 2-2 | 3 | 1 | 4 | 3 | 8 | 0 | 1 | 1 | 2 | 20 |
| 05 | Rautins, Sam | g | 0-2 | 0-1 | 0-0 | 0 | 0 | 0 | 0 | 0 | 0 | 0 | 0 | 0 | 4 |
| 15 | Brandon, Majesty | g | 2-10 | 1-5 | 2-2 | 1 | 2 | 3 | 3 | 7 | 0 | 2 | 0 | 0 | 22 |
| 24 | Hadzic, Ivan | g | 0-1 | 0-0 | 0-0 | 0 | 0 | 0 | 0 | 0 | 1 | 0 | 1 | 0 | 4 |
| | Team | | | | | 0 | 0 | 0 | | | 3 | | | | |
| Totals | | | 20-51 | 5-21 | 16-17 | 16 | 24 | 40 | 16 | 61 | 7 | 21 | 2 | 6 | 200 |

FG % 1st Half: 13-27 48.1% 2nd half: 7-24 29.2% Game: 20-51 39.2%
3FG % 1st Half: 4-12 33.3% 2nd half: 1-9 11.1% Game: 5-21 23.8%
FT % 1st Half: 5-5 100.0 2nd half: 11-12 91.7% Game: 16-17 94.1%

Deadball
Rebounds
0

Officials: Bill McCarthy, Rob Snedden, Michael Luckie
Technical fouls: St. Bonaventure-None. Canisius-None.
Attendance: 3821

| Score by periods | 1st | 2nd | Total |
|------------------|-----|-----|-------|
| St. Bonaventure | 27 | 30 | 57 |
| Canisius | 35 | 26 | 61 |

| Points | In | Off | 2nd | Fast | Bench |
|--------|----|-----|-----|------|-------|
| SBU | 24 | 22 | 7 | 6 | 2 |
| CAN | 22 | 9 | 16 | 2 | 20 |

Score tied - 6 times.
Lead changed - 7 times.

Last FG - SBU 2nd-00:08, CAN 2nd-04:13.
Largest lead - SBU by 6 1st-17:11, CAN by 10 2nd-18:43.
SBU led for 11:15. CAN led for 24:57. Game was tied for 03:48.

Game 5: Canisius 94 - UIC 64 Nov. 26, 2019 - Chicago, Ill. (Credit Union 1 Arena)

Canisius 94 • 3-2

| # | Player | Total | | 3-Ptr | | Rebounds | | | PF | TP | A | TO | Blk | Stl | Min |
|--------|-------------------|--------|--------|--------|-------|----------|-----|----|----|----|----|----|-----|-----|-----|
| | | FG-FGA | FG-FGA | FT-FTA | Off | Def | Tot | | | | | | | | |
| 10 | Fritz, Jacco | f | 2-5 | 0-1 | 2-4 | 0 | 3 | 3 | 6 | 5 | 4 | 0 | 0 | 0 | 31 |
| 23 | St. Louis, Dantai | f | 1-3 | 0-0 | 4-4 | 3 | 1 | 4 | 2 | 6 | 0 | 1 | 0 | 0 | 12 |
| 01 | Johnson, Malik | g | 0-3 | 0-1 | 0-0 | 0 | 4 | 4 | 3 | 0 | 8 | 4 | 0 | 0 | 25 |
| 03 | Henderson, Jordan | g | 6-9 | 6-8 | 0-0 | 0 | 4 | 4 | 3 | 18 | 4 | 0 | 0 | 0 | 21 |
| 11 | Harried, Armon | g | 3-6 | 1-2 | 0-1 | 0 | 6 | 6 | 4 | 7 | 3 | 2 | 0 | 1 | 16 |
| 00 | Ahemed, Akrum | g | 2-3 | 1-2 | 0-0 | 0 | 1 | 1 | 1 | 5 | 1 | 2 | 0 | 0 | 10 |
| 02 | Brown, Corey | g | 0-0 | 0-0 | 0-0 | 0 | 0 | 0 | 0 | 0 | 1 | 0 | 0 | 0 | 2 |
| 04 | White, Jalanni | g | 8-12 | 0-1 | 4-8 | 3 | 2 | 5 | 4 | 20 | 1 | 2 | 2 | 0 | 26 |
| 05 | Rautins, Sam | g | 3-6 | 3-6 | 0-0 | 0 | 4 | 4 | 5 | 9 | 0 | 1 | 0 | 1 | 13 |
| 15 | Brandon, Majesty | g | 8-12 | 4-5 | 1-2 | 2 | 5 | 7 | 4 | 21 | 4 | 1 | 0 | 5 | 27 |
| 24 | Hadzic, Ivan | g | 1-2 | 0-1 | 0-0 | 1 | 4 | 5 | 3 | 2 | 1 | 4 | 0 | 0 | 17 |
| | Team | | | | | 1 | 1 | 2 | | | | | | | |
| Totals | | | 34-61 | 15-27 | 11-19 | 10 | 35 | 45 | 32 | 94 | 28 | 21 | 2 | 7 | 200 |

FG % 1st Half: 20-32 62.5% 2nd half: 14-29 48.3% Game: 34-61 55.7%
3FG % 1st Half: 9-12 75.0% 2nd half: 6-15 40.0% Game: 15-27 55.6%
FT % 1st Half: 5-8 62.5% 2nd half: 6-11 54.5% Game: 11-19 57.9%

Deadball
Rebounds
2

UIC 64 • 2-5

| # | Player | Total | | 3-Ptr | | Rebounds | | | PF | TP | A | TO | Blk | Stl | Min |
|--------|--------------------|--------|--------|--------|-------|----------|-----|----|----|----|----|----|-----|-----|-----|
| | | FG-FGA | FG-FGA | FT-FTA | Off | Def | Tot | | | | | | | | |
| 02 | Michael Diggins | f | 4-7 | 0-1 | 3-5 | 0 | 4 | 4 | 3 | 11 | 1 | 2 | 1 | 2 | 25 |
| 23 | Braelyn Bridges | f | 1-2 | 0-0 | 1-2 | 0 | 2 | 2 | 2 | 3 | 1 | 1 | 0 | 0 | 20 |
| 04 | Tarkus Ferguson | g | 5-13 | 0-5 | 7-11 | 1 | 4 | 5 | 2 | 17 | 3 | 7 | 1 | 3 | 32 |
| 20 | Jamie Ahale | g | 1-4 | 1-4 | 4-6 | 1 | 4 | 5 | 2 | 7 | 3 | 2 | 1 | 1 | 32 |
| 25 | Godwin Boahen | g | 1-13 | 0-6 | 4-6 | 0 | 3 | 3 | 0 | 6 | 4 | 2 | 0 | 0 | 29 |
| 00 | Brian Taylor | g | 0-1 | 0-1 | 0-0 | 0 | 0 | 0 | 3 | 0 | 0 | 2 | 0 | 1 | 13 |
| 03 | Jacob Wiley | g | 2-4 | 0-1 | 0-3 | 1 | 1 | 2 | 2 | 4 | 1 | 1 | 0 | 1 | 19 |
| 10 | Deon Ejim | g | 2-2 | 0-0 | 1-4 | 0 | 1 | 1 | 4 | 5 | 0 | 2 | 1 | 0 | 13 |
| 35 | Travell Washington | g | 3-5 | 3-4 | 2-2 | 2 | 1 | 3 | 2 | 11 | 1 | 1 | 0 | 0 | 17 |
| | Team | | | | | 2 | 2 | 4 | | | | | | | |
| Totals | | | 19-51 | 4-22 | 22-39 | 7 | 22 | 29 | 20 | 64 | 14 | 20 | 4 | 8 | 200 |

FG % 1st Half: 7-24 29.2% 2nd half: 12-27 44.4% Game: 19-51 37.3%
3FG % 1st Half: 1-11 9.1% 2nd half: 3-11 27.3% Game: 4-22 18.2%
FT % 1st Half: 10-17 58.8% 2nd half: 12-22 54.5% Game: 22-39 56.4%

Deadball
Rebounds
7.1

Officials: John Floyd, Steve Honacki, Tim Stewart
Technical fouls: Canisius-None. UIC-None.
Attendance: 1343

| Score by periods | 1st | 2nd | Total |
|------------------|-----|-----|-------|
| Canisius | 54 | 40 | 94 |
| UIC | 25 | 39 | 64 |

| Points | In | Off | 2nd | Fast | Bench |
|--------|----|-----|-----|------|-------|
| CAN | 36 | 24 | 8 | 16 | 57 |
| UIC | 28 | 20 | 0 | 11 | 20 |

Last FG - CAN 2nd-01:36, UIC 2nd-00:00.
Largest lead - CAN by 38 2nd-08:30, UIC by 2 1st-19:35.
CAN led for 38:59. UIC led for 00:36. Game was tied for 00:25.

Score tied - 0 times.
Lead changed - 1 time.

Game 6: Canisius 76 - Mercer 66 Dec. 1, 2019 - Boca Raton, Fla. (FAU Arena)

Official Basketball Box Score -- Game Totals -- Final Statistics Canisius vs Mercer 12/01/19 12:02 PM at FAU Arena (Boca Raton, Fla.)

Canisius 76 • 4-2

| # | Player | Total | | 3-Ptr | | Rebounds | | | PF | TP | A | TO | Blk | Stl | Min |
|--------|-------------------|--------|--------|--------|-------|----------|-----|----|----|----|----|----|-----|-----|-----|
| | | FG-FGA | FG-FGA | FT-FTA | Off | Def | Tot | | | | | | | | |
| 10 | Fritz, Jacco | f | 5-5 | 0-0 | 6-8 | 3 | 3 | 6 | 4 | 16 | 2 | 0 | 1 | 0 | 25 |
| 23 | St. Louis, Dantai | f | 1-2 | 0-0 | 0-0 | 0 | 1 | 1 | 1 | 2 | 0 | 1 | 0 | 0 | 7 |
| 01 | Johnson, Malik | g | 5-11 | 2-5 | 2-2 | 1 | 6 | 7 | 2 | 14 | 4 | 3 | 0 | 2 | 40 |
| 03 | Henderson, Jordan | g | 1-3 | 0-2 | 1-2 | 1 | 0 | 1 | 3 | 3 | 2 | 2 | 0 | 0 | 34 |
| 11 | Harried, Armon | g | 0-3 | 0-1 | 0-0 | 2 | 1 | 3 | 3 | 0 | 1 | 2 | 0 | 2 | 15 |
| 00 | Ahemed, Akrum | g | 1-2 | 0-0 | 0-0 | 0 | 0 | 0 | 1 | 2 | 1 | 0 | 0 | 0 | 6 |
| 02 | Brown, Corey | g | 4-8 | 0-0 | 1-2 | 2 | 2 | 4 | 1 | 9 | 1 | 2 | 0 | 1 | 14 |
| 04 | White, Jalanni | g | 4-9 | 0-2 | 1-1 | 2 | 1 | 3 | 4 | 9 | 2 | 1 | 1 | 0 | 18 |
| 15 | Brandon, Majesty | g | 7-10 | 0-3 | 2-3 | 0 | 4 | 4 | 1 | 16 | 4 | 0 | 0 | 2 | 31 |
| 21 | Hitchon, Scott | g | 1-4 | 1-2 | 2-2 | 0 | 3 | 3 | 0 | 5 | 0 | 2 | 0 | 0 | 10 |
| | Team | | | | | 2 | 3 | 5 | | | | | | | |
| Totals | | | 29-57 | 3-15 | 15-20 | 13 | 24 | 37 | 20 | 76 | 17 | 13 | 2 | 8 | 200 |

FG % 1st Half: 15-31 48.4% 2nd half: 14-26 53.8% Game: 29-57 50.9%
3FG % 1st Half: 2-11 18.2% 2nd half: 1-4 25.0% Game: 3-15 20.0%
FT % 1st Half: 6-7 85.7% 2nd half: 9-13 69.2% Game: 15-20 75.0%

Deadball
Rebounds
2

Mercer 66 • 4-4

| # | Player | Total | | 3-Ptr | | Rebounds | | | PF | TP | A | TO | Blk | Stl | Min |
|----|----------------------|--------|--------|--------|-----|----------|-----|----|----|----|---|----|-----|-----|-----|
| | | FG-FGA | FG-FGA | FT-FTA | Off | Def | Tot | | | | | | | | |
| 25 | Maciej Bender | f | 5-7 | 0-0 | 0-2 | 1 | 2 | 3 | 4 | 10 | 1 | 1 | 0 | 0 | 12 |
| 35 | Patrick Urey | f | 0-1 | 0-1 | 0-0 | 1 | 1 | 2 | 2 | 0 | 2 | 1 | 0 | 3 | 26 |
| 05 | Djordje Dimitrijevic | g | 5-17 | 1-7 | 5-6 | 2 | 0 | 2 | 3 | 16 | 4 | 3 | 0 | 0 | 39 |
| 10 | Daniel Love | g | 2-8 | 1-2 | 0-0 | 2 | 2 | 4 | 2 | 5 | 3 | 2 | 0 | 2 | 35 |
| 02 | Ethan Stair | g | 5-12 | 2-6 | 5-5 | 2 | 8 | 10 | 2 | 17 | 1 | 2 | 1 | 3 | 38 |
| 21 | Kamar Robertson | g | 0-1 | 0-1 | 0-2 | 0 | 1 | 1 | 1 | 0 | 1 | 0 | 0 | 0 | 8 |
| 14 | Victor Bufutto | g | 5-8 | 0-0 | 2-3 | 1 | 3 | 4 | 2 | 12 | 0 | 3 | 0 | 0 | 17 |
| 23 | James Johnson III | g | 1-2 | 0-0 | 1-2 | 1 | 0 | 1 | 3 | 3 | 1 | 0 | 0 | 0 | 13 |

2019-20 BOX SCORES

Game 8: Florida Atlantic 62 - Canisius 59 Dec. 4, 2019 - Boca Raton, Fla. (FAU Arena)

Canisius 59 • 4-4

| # | Player | Total | | 3-Ptr | | Rebounds | | | PF | TP | A | TO | Blk | Stl | Min |
|--------|-------------------|--------|--------|--------|-------------|----------|----|----|----|----|---|----|-----|-----|-----|
| | | FG-FGA | FG-FGA | FT-FTA | Off Def Tot | | | | | | | | | | |
| 10 | Fritz, Jacco | f | 1-3 | 0-0 | 2-4 | 1 | 4 | 5 | 2 | 4 | 1 | 2 | 0 | 0 | 31 |
| 23 | St. Louis, Dantai | f | 1-1 | 0-0 | 0-0 | 1 | 4 | 5 | 2 | 2 | 0 | 0 | 0 | 0 | 8 |
| 01 | Johnson, Malik | g | 5-16 | 0-4 | 2-5 | 1 | 1 | 2 | 3 | 12 | 4 | 1 | 0 | 3 | 37 |
| 03 | Henderson, Jordan | g | 2-7 | 1-2 | 0-0 | 0 | 2 | 2 | 2 | 5 | 1 | 2 | 0 | 1 | 25 |
| 11 | Harried, Armon | g | 1-4 | 0-3 | 4-6 | 1 | 5 | 6 | 2 | 6 | 1 | 1 | 0 | 3 | 23 |
| 02 | Brown, Corey | | 1-4 | 0-1 | 0-0 | 0 | 2 | 2 | 2 | 2 | 1 | 1 | 0 | 0 | 12 |
| 04 | White, Jalanni | | 5-7 | 0-1 | 2-2 | 3 | 1 | 4 | 4 | 12 | 0 | 1 | 0 | 2 | 23 |
| 05 | Rautins, Sam | | 0-0 | 0-0 | 0-0 | 0 | 0 | 0 | 0 | 0 | 0 | 0 | 0 | 0 | 3 |
| 15 | Brandon, Majesty | | 4-7 | 0-3 | 0-0 | 1 | 2 | 3 | 0 | 8 | 0 | 3 | 0 | 2 | 25 |
| 21 | Hitchon, Scott | | 1-6 | 0-2 | 6-6 | 0 | 4 | 4 | 2 | 8 | 1 | 1 | 0 | 0 | 13 |
| Team | | | | | | 1 | 3 | 4 | | | | | | | |
| Totals | | | 21-55 | 1-16 | 16-23 | 9 | 28 | 37 | 19 | 59 | 9 | 12 | 0 | 11 | 200 |

FG % 1st Half: 12-27 44.4% 2nd half: 9-28 32.1% Game: 21-55 38.2%
3FG % 1st Half: 0-9 0.0% 2nd half: 1-7 14.3% Game: 1-16 6.3%
FT % 1st Half: 13-17 76.5% 2nd half: 3-6 50.0% Game: 16-23 69.6%

Florida Atlantic 62 • 5-4

| # | Player | Total | | 3-Ptr | | Rebounds | | | PF | TP | A | TO | Blk | Stl | Min |
|--------|--------------------|--------|--------|--------|-------------|----------|----|----|----|----|----|----|-----|-----|-----|
| | | FG-FGA | FG-FGA | FT-FTA | Off Def Tot | | | | | | | | | | |
| 15 | Jailyn Ingram | f | 3-8 | 0-1 | 0-0 | 1 | 3 | 4 | 2 | 6 | 1 | 2 | 0 | 1 | 21 |
| 25 | Karlis Silins | c | 5-9 | 2-3 | 3-5 | 2 | 5 | 7 | 3 | 15 | 0 | 0 | 1 | 0 | 28 |
| 00 | Cornelius Taylor | g | 2-12 | 1-7 | 0-1 | 0 | 4 | 4 | 0 | 5 | 2 | 2 | 0 | 2 | 29 |
| 13 | Kenan Blackshear | g | 2-4 | 1-2 | 4-4 | 4 | 3 | 7 | 3 | 9 | 2 | 2 | 1 | 0 | 28 |
| 23 | Richardson Maltre | g | 3-7 | 0-2 | 0-1 | 0 | 3 | 3 | 2 | 6 | 2 | 0 | 0 | 0 | 20 |
| 01 | Madiaw Niang | | 1-3 | 0-0 | 2-2 | 3 | 3 | 6 | 1 | 4 | 1 | 2 | 0 | 1 | 19 |
| 02 | Everett Winchester | | 1-4 | 0-0 | 3-4 | 0 | 3 | 3 | 2 | 5 | 1 | 3 | 1 | 1 | 19 |
| 03 | Jaylen Sebrre | | 0-1 | 0-1 | 0-0 | 0 | 1 | 1 | 1 | 0 | 0 | 1 | 0 | 0 | 7 |
| 04 | D.J. Robertson | | 0-1 | 0-0 | 0-0 | 0 | 0 | 0 | 0 | 0 | 1 | 1 | 0 | 0 | 3 |
| 11 | Michael Forrest | | 3-6 | 2-4 | 0-0 | 0 | 1 | 1 | 2 | 8 | 0 | 1 | 0 | 0 | 23 |
| 12 | Aleksandar Zecevic | | 2-3 | 0-0 | 0-0 | 1 | 1 | 2 | 3 | 4 | 0 | 2 | 0 | 0 | 7 |
| Team | | | | | | 1 | 2 | 3 | | | | | | | |
| Totals | | | 22-58 | 6-20 | 12-17 | 12 | 29 | 41 | 19 | 62 | 10 | 16 | 3 | 5 | 200 |

FG % 1st Half: 13-29 44.8% 2nd half: 9-29 31.0% Game: 22-58 37.9%
3FG % 1st Half: 4-11 36.4% 2nd half: 2-9 22.2% Game: 6-20 30.0%
FT % 1st Half: 9-10 90.0% 2nd half: 3-6 50.0% Game: 12-17 70.6%

Officials: Rick Crawford, Joe DeKorsa, Christopher Merlo
Technical fouls: Canisius-None. Florida Atlantic-None.
Attendance: 987

| Score by periods | 1st | 2nd | Total |
|------------------|-----|-----|-------|
| Canisius | 37 | 22 | 59 |
| Florida Atlantic | 39 | 23 | 62 |

| | Points | In Paint | Off T/O | 2nd Chance | Fast Break | Bench |
|-----|--------|----------|---------|------------|------------|-------|
| CAN | 26 | 7 | 16 | 9 | 2 | 30 |
| FAU | 24 | 7 | 12 | 0 | 2 | 21 |

Last FG - CAN 2nd-00:38, FAU 2nd-01:52.
Largest lead - CAN by 3 1st-01:32, FAU by 6 2nd-05:38.
CAN led for 06:16. FAU led for 31:44. Game was tied for 02:00.

Score tied - 10 times.
Lead changed - 19 times.

Game 9: Canisius 80 - Holy Cross 72 Dec. 14, 2019 - Buffalo, N.Y. (Koessler Athletic Center)

Official Basketball Box Score -- Game Totals -- Final Statistics Holy Cross vs Canisius 12/14/19 2:02 PM at Koessler Athletic Center (Buffalo, N.Y.)

Holy Cross 72 • 1-10

| # | Player | Total | | 3-Ptr | | Rebounds | | | PF | TP | A | TO | Blk | Stl | Min |
|--------|-----------------|--------|--------|--------|-------------|----------|----|----|----|----|----|----|-----|-----|-----|
| | | FG-FGA | FG-FGA | FT-FTA | Off Def Tot | | | | | | | | | | |
| 05 | Connor Niego | f | 4-9 | 1-2 | 2-4 | 4 | 4 | 8 | 3 | 11 | 1 | 1 | 0 | 1 | 35 |
| 13 | Marlon Hargis | f | 2-8 | 1-6 | 2-2 | 2 | 2 | 4 | 1 | 7 | 1 | 3 | 0 | 0 | 31 |
| 23 | Joe Pridden | f | 5-9 | 0-1 | 6-9 | 2 | 4 | 6 | 4 | 16 | 2 | 3 | 1 | 2 | 30 |
| 04 | Austin Butler | g | 4-6 | 2-4 | 1-2 | 2 | 4 | 6 | 3 | 11 | 3 | 2 | 0 | 3 | 26 |
| 21 | Lincoln Yeutter | g | 0-4 | 0-3 | 2-2 | 1 | 1 | 2 | 2 | 2 | 2 | 2 | 0 | 1 | 15 |
| 00 | Ryan Wade | | 1-4 | 1-4 | 0-0 | 1 | 3 | 4 | 4 | 3 | 2 | 1 | 1 | 0 | 31 |
| 03 | Drew Lowder | | 7-17 | 4-8 | 0-0 | 0 | 4 | 4 | 1 | 18 | 1 | 4 | 0 | 0 | 26 |
| 11 | Joey Reilly | | 0-0 | 0-0 | 0-0 | 0 | 1 | 1 | 2 | 0 | 0 | 2 | 0 | 0 | 1 |
| 15 | Matt Faw | | 2-4 | 0-1 | 0-0 | 2 | 2 | 4 | 5 | 4 | 0 | 1 | 1 | 0 | 5 |
| Team | | | | | | 1 | 1 | 2 | | | | | | | |
| Totals | | | 25-61 | 9-29 | 13-19 | 15 | 26 | 41 | 25 | 72 | 12 | 20 | 3 | 7 | 200 |

FG % 1st Half: 14-35 40.0% 2nd half: 11-26 42.3% Game: 25-61 41.0%
3FG % 1st Half: 6-13 46.2% 2nd half: 3-16 18.8% Game: 9-29 31.0%
FT % 1st Half: 2-4 50.0% 2nd half: 11-15 73.3% Game: 13-19 68.4%

Canisius 80 • 5-4

| # | Player | Total | | 3-Ptr | | Rebounds | | | PF | TP | A | TO | Blk | Stl | Min |
|--------|------------------|--------|--------|--------|-------------|----------|----|----|----|----|----|----|-----|-----|-----|
| | | FG-FGA | FG-FGA | FT-FTA | Off Def Tot | | | | | | | | | | |
| 02 | Brown, Corey | f | 1-2 | 0-0 | 1-3 | 1 | 1 | 2 | 4 | 3 | 1 | 2 | 0 | 0 | 14 |
| 10 | Fritz, Jacco | f | 0-1 | 0-0 | 5-6 | 1 | 3 | 4 | 1 | 5 | 0 | 3 | 0 | 0 | 29 |
| 00 | Ahmed, Akrum | g | 4-6 | 0-2 | 1-1 | 2 | 1 | 3 | 2 | 9 | 1 | 1 | 0 | 0 | 18 |
| 01 | Johnson, Malik | g | 6-11 | 3-6 | 5-10 | 0 | 4 | 4 | 2 | 20 | 7 | 2 | 1 | 7 | 40 |
| 11 | Harried, Armon | g | 4-9 | 1-4 | 2-2 | 1 | 0 | 1 | 3 | 11 | 0 | 2 | 0 | 1 | 26 |
| 04 | White, Jalanni | | 8-10 | 0-0 | 0-1 | 2 | 3 | 5 | 2 | 16 | 1 | 1 | 0 | 0 | 25 |
| 15 | Brandon, Majesty | | 3-10 | 0-2 | 2-2 | 0 | 7 | 7 | 2 | 8 | 4 | 1 | 0 | 0 | 29 |
| 21 | Hitchon, Scott | | 2-7 | 0-0 | 4-6 | 1 | 1 | 2 | 0 | 8 | 1 | 2 | 0 | 0 | 17 |
| 24 | Hadzic, Ivan | | 0-0 | 0-0 | 0-0 | 0 | 0 | 0 | 1 | 0 | 0 | 0 | 0 | 0 | 2 |
| Team | | | | | | 1 | 4 | 5 | | | | | | | |
| Totals | | | 28-56 | 4-14 | 20-31 | 9 | 24 | 33 | 17 | 80 | 15 | 15 | 1 | 8 | 200 |

FG % 1st Half: 12-26 46.2% 2nd half: 16-30 53.3% Game: 28-56 50.0%
3FG % 1st Half: 2-6 33.3% 2nd half: 2-8 25.0% Game: 4-14 28.6%
FT % 1st Half: 11-14 78.6% 2nd half: 9-17 52.9% Game: 20-31 64.5%

Officials: Rob Sneedeen, Carl Luciano, Joseph Palacz
Technical fouls: Holy Cross-Joey Reilly, Canisius-None.
Attendance: 896

| Score by periods | 1st | 2nd | Total |
|------------------|-----|-----|-------|
| Holy Cross | 36 | 36 | 72 |
| Canisius | 37 | 43 | 80 |

| | Points | In Paint | Off T/O | 2nd Chance | Fast Break | Bench |
|-----|--------|----------|---------|------------|------------|-------|
| HOL | 30 | 17 | 11 | 6 | 25 | 32 |
| CAN | 40 | 22 | 15 | 6 | 12 | 32 |

Last FG - HOL 2nd-00:33, CAN 2nd-01:56.
Largest lead - HOL by 8 1st-05:39, CAN by 13 2nd-08:40.
HOL led for 19:19. CAN led for 18:37. Game was tied for 02:04.

Score tied - 5 times.
Lead changed - 11 times.

Game 10: Buffalo 82 - Canisius 73 Dec. 18, 2019 - Buffalo, N.Y. (Alumni Arena)

Canisius 73 • 5-5

| # | Player | Total | | 3-Ptr | | Rebounds | | | PF | TP | A | TO | Blk | Stl | Min |
|--------|-------------------|--------|--------|--------|-------------|----------|----|----|----|----|----|----|-----|-----|-----|
| | | FG-FGA | FG-FGA | FT-FTA | Off Def Tot | | | | | | | | | | |
| 10 | Fritz, Jacco | f | 0-3 | 2-3 | 0-0 | 0 | 2 | 2 | 1 | 0 | 1 | 0 | 0 | 0 | 21 |
| 21 | Hitchon, Scott | f | 10-15 | 3-4 | 6-7 | 3 | 1 | 4 | 4 | 29 | 0 | 1 | 2 | 2 | 24 |
| 00 | Ahmed, Akrum | g | 0-1 | 0-0 | 0-0 | 0 | 0 | 0 | 1 | 0 | 0 | 3 | 0 | 0 | 6 |
| 01 | Johnson, Malik | g | 3-11 | 0-3 | 5-9 | 0 | 4 | 4 | 4 | 11 | 10 | 1 | 0 | 3 | 40 |
| 11 | Harried, Armon | g | 2-11 | 2-6 | 0-0 | 0 | 2 | 2 | 3 | 6 | 0 | 2 | 0 | 0 | 26 |
| 02 | Brown, Corey | g | 2-3 | 0-0 | 1-2 | 2 | 1 | 3 | 0 | 5 | 0 | 1 | 0 | 0 | 9 |
| 03 | Henderson, Jordan | | 1-7 | 1-5 | 2-2 | 2 | 2 | 4 | 2 | 5 | 3 | 1 | 1 | 1 | 32 |
| 04 | White, Jalanni | | 0-1 | 0-0 | 3-4 | 1 | 1 | 2 | 2 | 3 | 0 | 4 | 0 | 1 | 17 |
| 15 | Brandon, Majesty | | 5-9 | 2-5 | 2-3 | 2 | 4 | 6 | 3 | 14 | 2 | 2 | 0 | 1 | 21 |
| 23 | St. Louis, Dantai | | 0-0 | 0-0 | 0-0 | 1 | 0 | 1 | 0 | 0 | 0 | 0 | 0 | 0 | 4 |
| Team | | | | | | 3 | 2 | 5 | | | | | | | |
| Totals | | | 23-61 | 8-23 | 19-27 | 14 | 19 | 33 | 20 | 73 | 16 | 15 | 3 | 8 | 200 |

FG % 1st Half: 10-31 32.3% 2nd half: 13-30 43.3% Game: 23-61 37.7%
3FG % 1st Half: 3-10 30.0% 2nd half: 5-13 38.5% Game: 8-23 34.8%
FT % 1st Half: 6-13 46.2% 2nd half: 13-14 92.9% Game: 19-27 70.4%

Buffalo 82

| # | Player | | Total | 3-Ptr | Rebounds | | | | | | | | | | | | | |
|--|--------------------|---|-------|-------|----------|-----|----|-----|-----|-----|-----|----|----|----|----|-----|-----|-----|
| | | | FG | FGA | FG | FGA | FT | FTA | Off | Def | Tot | PF | TP | A | To | Blk | Stl | Min |
| 11 | Jeenathan Williams | f | 5-7 | 2-3 | 0-0 | | 2 | 2 | 4 | 4 | 12 | 1 | 5 | 2 | 0 | | 22 | |
| 34 | Josh Mbaila | | 5-7 | 0-0 | 1-4 | | 6 | 3 | 9 | 3 | 11 | 2 | 0 | 0 | 2 | 21 | | |
| 03 | Antwan Johnson | g | 1-4 | 0-1 | 0-0 | | 0 | 0 | 0 | 3 | 2 | 2 | 0 | 0 | 1 | | 20 | |
| 03 | Jayvon Graves | g | 1-8 | 0-4 | 2-3 | | 2 | 2 | 4 | 2 | 4 | 5 | 3 | 1 | 2 | 33 | | |
| 04 | Davonta Jordan | g | 11-17 | 3-7 | 1-1 | | 0 | 9 | 9 | 1 | 26 | 4 | 6 | 0 | 2 | 36 | | |
| 00 | David Nickleberry | | 2-4 | 0-0 | 0-0 | | 1 | 1 | 2 | 0 | 4 | | 1 | 1 | 0 | | 8 | |
| 01 | Gabe Grant | | 0-5 | 0-3 | 0-0 | | 0 | 2 | 2 | 1 | 0 | | 1 | 1 | 1 | 0 | 10 | |
| 10 | Ronaldo Segu | | 5-12 | 2-6 | 2-2 | | 3 | 2 | 5 | 3 | 14 | | 2 | 0 | 0 | 1 | 31 | |
| 22 | LaQuill Hardnett | | 3-3 | 0-0 | 3-8 | | 6 | 5 | 11 | 3 | 9 | | 1 | 1 | 1 | 0 | 19 | |
| | Team | | | | | | 1 | 3 | 4 | | | | | 1 | | | | |
| | Totals | | 33-67 | 7-24 | 9-18 | | 21 | 29 | 50 | 20 | 82 | | 19 | 18 | 5 | 8 | 200 | |
| FG 1st Half: 17-40 42.5% 2nd half: 16-27 59.3% Game: 33-67 49.3% Deadball | | | | | | | | | | | | | | | | | | |
| 3FG 1st Half: 4-14 28.6% 2nd half: 5-10 50.0% Game: 7-24 29.2% 3 | | | | | | | | | | | | | | | | | | |
| FT 1st Half: 2-12 16.7% 2nd half: 5-6 83.3% Game: 9-18 50.0% | | | | | | | | | | | | | | | | | | |

2019-20 BOX SCORES

Game 12: Pitt 87 - Canisius 79 Dec. 30, 2019 - Pittsburgh, Pa. (Petersen Events Center)

Official Basketball Box Score -- Game Totals -- Final Statistics
Canisius vs Pitt
12/30/19 12:05 PM at Petersen Events Center (Pittsburgh, Pa.)

Canisius 79 • 5-7, 0-1 MAAC

| # | Player | | Total | 3-Ptr | | Rebounds | | | | | | | | | |
|----|------------------|---|--------|--------|--------|----------|-----|-----|----|----|----|----|-----|-----|-----|
| | | | FG-FGA | FG-FGA | FT-FTA | Off | Def | Top | PF | TP | A | TO | Blk | Stl | Min |
| 10 | Fritz, Jacco | f | 4-6 | 0-1 | 2-3 | 2 | 1 | 3 | 4 | 10 | 2 | 3 | 0 | 2 | 22 |
| 21 | Hitchon, Scott | f | 1-6 | 1-4 | 0-0 | 3 | 1 | 4 | 3 | 3 | 0 | 4 | 2 | 0 | 28 |
| 00 | Ahemed, Akrum | g | 1-2 | 0-0 | 0-0 | 0 | 0 | 0 | 1 | 2 | 1 | 1 | 0 | 0 | 11 |
| 01 | Johnson, Malik | g | 5-10 | 0-2 | 4-5 | 0 | 4 | 4 | 4 | 14 | 7 | 4 | 0 | 2 | 40 |
| 11 | Harried, Armon | g | 4-11 | 3-5 | 1-2 | 4 | 2 | 6 | 3 | 12 | 0 | 4 | 0 | 0 | 30 |
| 02 | Brown, Corey | | 1-1 | 0-0 | 0-0 | 0 | 0 | 0 | 2 | 2 | 1 | 0 | 0 | 0 | 5 |
| 04 | White, Jalanni | | 5-8 | 0-0 | 6-8 | 6 | 3 | 9 | 2 | 16 | 2 | 1 | 1 | 2 | 31 |
| 15 | Brandon, Majesty | | 8-16 | 4-10 | 0-0 | 0 | 4 | 4 | 4 | 20 | 2 | 4 | 0 | 2 | 33 |
| | Team | | | | | 2 | 2 | 4 | | | | | | | |
| | Totals | | 29-60 | 8-22 | 13-18 | 17 | 17 | 34 | 23 | 79 | 15 | 21 | 3 | 8 | 200 |

FG % 1st Half: 15-33 45.5% 2nd half: 14-27 51.9% Game: 29-60 48.3%
3FG % 1st Half: 2-9 22.2% 2nd half: 6-13 46.2% Game: 8-22 36.4%
FT % 1st Half: 4-7 57.1% 2nd half: 9-11 81.8% Game: 13-18 72.2%

Pitt 87 • 10-3, 1-1 ACC

| # | Player | | Total FG-FGA | 3-Ptr FT-FTA | Rebounds Off Def Tot | PF | TP | A | TO | Blk | Stl | Min | |
|--------|----------------------|---|-----------------|-----------------|-------------------------|----|----|----|----|-----|-----|-----|-----|
| 00 | Eric Hamilton | f | 0-1 | 0-0 | 1 1 2 | 0 | 0 | 1 | 1 | 0 | 1 | 4 | |
| 11 | Justin Champagnie | f | 7-9 | 5-6 | 2 1 5 | 6 | 3 | 21 | 0 | 4 | 0 | 33 | |
| 01 | Xavier Johnson | g | 5-10 | 0-1 | 6 0 1 | 3 | 16 | 8 | 4 | 0 | 4 | 35 | |
| 02 | Trey McGowens | g | 4-9 | 0-0 | 6 0 3 | 3 | 14 | 1 | 3 | 0 | 3 | 37 | |
| 05 | Au'Diese Toney | g | 3-4 | 0-0 | 7 0 3 | 2 | 13 | 0 | 0 | 0 | 1 | 30 | |
| 04 | Gerald Drumgoole Jr. | g | 1-2 | 0-1 | 2 1 2 | 0 | 4 | 0 | 2 | 0 | 0 | 4 | |
| 12 | Abdoul Karim Couliba | g | 0-3 | 0-0 | 0 1 2 | 2 | 4 | 3 | 0 | 1 | 0 | 15 | |
| 21 | Terrell Brown | g | 1-5 | 0-1 | 2 2 4 | 3 | 3 | 1 | 0 | 4 | 2 | 21 | |
| 24 | Ryan Murphy | g | 5-9 | 4-7 | 2 1 2 | 0 | 16 | 0 | 3 | 0 | 0 | 21 | |
| Team | | | | | 2 2 4 | | | | | | | | |
| Totals | | | 26-52 | 9-16 | 26-33 | 13 | 18 | 87 | 12 | 17 | 4 | 14 | 200 |

FG % 1st Half: 13-26 50.0% 2nd half: 13-26 50.0% Game: 26-52 50.0%
3FG % 1st Half: 6-12 50.0% 2nd half: 3-4 75.0% Game: 9-16 56.3%
FT % 1st Half: 10-13 76.9% 2nd half: 16-20 80.0% Game: 26-33 78.8%

Officials: Jeff Anderson, Earl Walter, Tim Comer

Technical fouls: Canisius-None. Pitt-None.

Attendance: 8035

| Score by periods | | 1st | 2nd | Total |
|------------------|--|-----|-----|-------|
| Canisius | | 36 | 43 | 79 |
| Pitt | | 42 | 45 | 87 |

Last FG - CAN 2nd-01:23, PITT 2nd-00:59.
Largest lead - CAN None, PITT by 13 1st-12:12.
CAN led for 00:00. PITT led for 39:43. Game was tied for 00:17.

Score tied - 0 times.
Lead changed - 0 times.

| Points | In | Off | 2nd | Fast | Bench |
|--------|----|-----|-----|------|-------|
| Paint | 32 | 14 | 18 | 12 | 38 |
| T/O | 32 | 18 | 16 | 16 | 23 |

Game 14: Fairfield 46 - Canisius 42 Jan. 5, 2020 - Buffalo, N.Y. (Koessler Athletic Center)

Fairfield 46 • 5-8, 1-1 MAAC

| # | Player | | Total | | 3-Ptr | | Rebounds | | PF | TP | A | TO | Blk | Stl | Min |
|--------|----------------------|---|--------|--------|--------|--------|----------|-----|----|----|---|----|-----|-----|-----|
| | | | FG-FGA | FT-FTA | FG-FGA | FT-FTA | Off | Def | | | | | | | |
| 01 | Chris Maidoh | f | 2-6 | 0-1 | 1-2 | 4 | 3 | 7 | 2 | 5 | 1 | 3 | 2 | 1 | 18 |
| 00 | Allan Jeanne-Rose | f | 0-0 | 0-0 | 0-0 | 0 | 0 | 0 | 0 | 0 | 0 | 0 | 0 | 0 | 7 |
| 23 | Vincent Eze | f | 5-7 | 0-0 | 0-0 | 0 | 7 | 7 | 1 | 10 | 1 | 2 | 1 | 0 | 29 |
| 05 | Aidas Kavaliauskas | g | 0-1 | 0-1 | 1-2 | 0 | 4 | 4 | 1 | 1 | 2 | 2 | 0 | 1 | 29 |
| 25 | Landon Taliaferro | g | 3-14 | 3-10 | 2-2 | 0 | 2 | 2 | 1 | 11 | 0 | 0 | 0 | 0 | 28 |
| 02 | Taj Benning | g | 3-9 | 0-0 | 0-0 | 0 | 9 | 9 | 2 | 6 | 1 | 3 | 0 | 0 | 28 |
| 11 | Calvin Whipple | g | 1-2 | 0-1 | 0-0 | 1 | 0 | 1 | 0 | 2 | 0 | 0 | 0 | 0 | 5 |
| 12 | Kevin Senghore-Peter | g | 0-1 | 0-0 | 0-0 | 0 | 2 | 2 | 2 | 0 | 1 | 1 | 0 | 0 | 11 |
| 15 | Wassaf Methnani | g | 2-5 | 0-1 | 1-3 | 2 | 4 | 6 | 3 | 5 | 2 | 2 | 2 | 0 | 22 |
| 24 | Jesus Cruz | g | 3-6 | 0-1 | 0-1 | 0 | 1 | 1 | 1 | 6 | 1 | 2 | 0 | 0 | 23 |
| | Team | | | | | 1 | 3 | 4 | | | | | | | |
| Totals | | | 19-51 | 3-15 | 5-10 | 8 | 35 | 43 | 13 | 46 | 9 | 18 | 5 | 2 | 200 |

FG % 1st Half: 8-30 26.7% 2nd half: 11-21 52.4% Game: 19-51 37.3%
3FG % 1st Half: 1-9 11.1% 2nd half: 2-6 33.3% Game: 3-15 20.0%
FT % 1st Half: 1-2 50.0% 2nd half: 4-8 50.0% Game: 5-10 50.0%

Canisius 42 • 5-9, 0-3 MAAC

| # | Player | | Total | | 3-Ptr | | Rebounds | | PF | TP | A | TO | Blk | Stl | Min |
|--------|-------------------|---|--------|--------|--------|-----|----------|-------|----|----|----|----|-----|-----|-----|
| | | | FG-FGA | FG-FGA | FT-FTA | Off | Def | Total | | | | | | | |
| 10 | Fritz, Jacco | f | 1-3 | 0-1 | 0-1 | 1 | 5 | 6 | 1 | 2 | 1 | 2 | 1 | 0 | 28 |
| 23 | St. Louis, Dantai | f | 0-1 | 0-0 | 0-0 | 1 | 1 | 2 | 0 | 0 | 0 | 0 | 0 | 0 | 4 |
| 01 | Johnson, Malik | g | 3-9 | 2-3 | 0-0 | 0 | 9 | 9 | 2 | 8 | 5 | 4 | 0 | 2 | 38 |
| 11 | Harried, Armon | g | 1-5 | 0-2 | 1-2 | 0 | 2 | 2 | 4 | 3 | 2 | 2 | 0 | 1 | 15 |
| 15 | Brandon, Majesty | g | 4-20 | 0-9 | 0-0 | 1 | 2 | 3 | 0 | 8 | 1 | 0 | 0 | 2 | 36 |
| 02 | Brown, Corey | g | 0-3 | 0-0 | 0-0 | 1 | 2 | 3 | 0 | 0 | 1 | 0 | 0 | 0 | 9 |
| 03 | Henderson, Jordan | g | 0-2 | 0-1 | 0-0 | 0 | 0 | 0 | 1 | 0 | 1 | 1 | 0 | 0 | 26 |
| 04 | White, Jalanni | g | 0-2 | 0-0 | 2-2 | 2 | 0 | 2 | 5 | 2 | 0 | 3 | 1 | 0 | 18 |
| 21 | Hitchon, Scott | g | 7-12 | 2-5 | 3-4 | 1 | 1 | 2 | 2 | 19 | 0 | 1 | 1 | 0 | 26 |
| Team | | | | | | 1 | 4 | 5 | | | | | | | |
| Totals | | | 16-57 | 4-21 | 6-9 | 8 | 26 | 34 | 15 | 42 | 11 | 13 | 3 | 5 | 200 |

FG % 1st Half: 7-31 22.6% 2nd half: 9-26 34.6% Game: 16-57 28.1%
3FG % 1st Half: 0-12 0.0% 2nd half: 4-9 44.4% Game: 4-21 19.0%
FT % 1st Half: 2-5 40.0% 2nd half: 4-4 100.0% Game: 6-9 66.7%

Officials: Kevin Ferguson, Ron Snedden, Joseph Palacz

Technical fouls: Fairfield-None. Canisius-None.

Attendance: 751

| Score by periods | | 1st | 2nd | Total |
|------------------|--|-----|-----|-------|
| Fairfield | | 18 | 28 | 46 |
| Canisius | | 16 | 26 | 42 |

Last FG - FFD 2nd-01:52, CAN 2nd-00:56.
Largest lead - FFD by 7 2nd-08:26, CAN by 5 1st-11:25.
FFD led for 21:56. CAN led for 10:43. Game was tied for 07:21.

Score tied - 4 times.
Lead changed - 4 times.

| Points | In | Off | 2nd | Fast | Bench |
|--------|----|-----|-----|------|-------|
| FFD | 32 | 11 | 8 | 5 | 19 |
| CAN | 16 | 12 | 4 | 2 | 21 |

Game 13: Manhattan 71 - Canisius 67 Jan. 3, 2020 - Buffalo, N.Y. (Koessler Athletic Center)

Manhattan 71 • 5-5, 1-0 MAAC

| # | Player | | Total | | 3-Ptr | | Rebounds | | PF | TP | A | TO | Blk | Stl | Min |
|--------|--------------------|---|--------|--------|--------|--------|----------|-----|----|----|----|----|-----|-----|-----|
| | | | FG-FGA | FT-FTA | FG-FGA | FT-FTA | Off | Def | | | | | | | |
| 14 | Tyler Reynolds | f | 0-3 | 0-0 | 0-0 | 0 | 4 | 4 | 2 | 0 | 0 | 3 | 0 | 1 | 22 |
| 23 | Pauly Paulica | f | 6-13 | 0-0 | 1-1 | 1 | 6 | 7 | 2 | 13 | 0 | 3 | 1 | 0 | 21 |
| 04 | Samir Stewart | g | 2-5 | 1-4 | 7-8 | 0 | 0 | 0 | 3 | 12 | 4 | 1 | 0 | 1 | 30 |
| 23 | Tykei Greene | g | 4-8 | 2-4 | 3-5 | 1 | 6 | 7 | 2 | 13 | 2 | 5 | 1 | 0 | 30 |
| 30 | Elijah Buchanan | g | 4-5 | 0-0 | 0-1 | 0 | 4 | 4 | 2 | 8 | 2 | 5 | 0 | 0 | 22 |
| 00 | Warren Williams | | 7-9 | 0-0 | 2-2 | 0 | 1 | 1 | 3 | 16 | 0 | 1 | 0 | 1 | 19 |
| 03 | Romar Reid | | 0-0 | 0-0 | 0-0 | 0 | 0 | 0 | 1 | 0 | 0 | 1 | 1 | 0 | 8 |
| 10 | Nehemiah Mack | | 0-0 | 0-0 | 0-0 | 0 | 0 | 0 | 2 | 0 | 3 | 0 | 0 | 0 | 21 |
| 12 | Christian Hinckson | | 3-4 | 2-3 | 1-2 | 0 | 5 | 5 | 1 | 9 | 2 | 5 | 1 | 4 | 27 |
| 15 | Michael Okafor | | 0-0 | 0-0 | 0-0 | 0 | 0 | 0 | 0 | 0 | 0 | 0 | 0 | 0 | 0+ |
| Team | | | | | | 2 | 2 | 4 | | | | | | | |
| Totals | | | 26-47 | 5-14 | 14-19 | 4 | 28 | 32 | 18 | 71 | 13 | 24 | 4 | 7 | 200 |

FG % 1st Half: 17-33 51.5% 2nd half: 9-14 64.3% Game: 26-47 55.3%
3FG % 1st Half: 3-11 27.3% 2nd half: 2-3 66.7% Game: 5-14 35.7%
FT % 1st Half: 1-2 50.0% 2nd half: 13-17 76.5% Game: 14-19 73.7%

Canisius 67 • 5-8, 0-2 MAAC

| # | Player | | Total | | 3-Ptr | | Rebounds | | PF | TP | A | TO | Blk | Stl | Min |
|----|-------------------|---|--------|--------|--------|-----|----------|-----|----|----|----|----|-----|-----|-----|
| | | | FG-FGA | FG-FGA | FT-FTA | Off | Def | Tot | | | | | | | |
| 10 | Fritz, Jacco | f | 4-4 | 0-0 | 0-1 | 2 | 2 | 4 | 1 | 8 | 2 | 4 | 0 | 0 | 24 |
| 21 | Hitchon, Scott | f | 5-9 | 1-3 | 1-1 | 1 | 2 | 3 | 3 | 12 | 3 | 2 | 2 | 2 | 25 |
| 01 | Johnson, Malik | g | 2-10 | 0-4 | 2-6 | 1 | 4 | 5 | 3 | 6 | 8 | 5 | 0 | 5 | 40 |
| 11 | Harried, Armon | g | 3-9 | 1-5 | 0-2 | 2 | 4 | 6 | 4 | 7 | 1 | 3 | 0 | 3 | 21 |
| 15 | Brandon, Majesty | g | 4-16 | 2-7 | 5-6 | 3 | 7 | 10 | 3 | 15 | 2 | 1 | 0 | 0 | 38 |
| 02 | Brown, Corey | g | 2-2 | 0-0 | 2-2 | 1 | 0 | 1 | 2 | 6 | 1 | 1 | 0 | 0 | 15 |
| 03 | Henderson, Jordan | g | 4-8 | 1-5 | 0-0 | 1 | 0 | 1 | 3 | 9 | 1 | 1 | 0 | 2 | 21 |
| 04 | White, Jalanni | g | 2-7 | 0-0 | 0-0 | 2 | 1 | 3 | 2 | 4 | 0 | 2 | 1 | 0 | 16 |
| | Team | | | | | 3 | 0 | 3 | | | | | | | |
| | Totals | | 26-65 | 5-24 | 10-18 | 16 | 20 | 36 | 21 | 67 | 18 | 19 | 3 | 15 | 200 |

2019-20 BOX SCORES

Game 16: Canisius 72 - Saint Peter's 68 Jan. 12, 2020 - Jersey City, N.J. (Vanitelli Center)

Canisius 72 • 6-10, 1-4 MAAC

| # | Player | Total | | | 3-Ptr | | | Rebounds | | | PF | TP | A | TO | Blk | Stl | Min |
|----------------------------|-------------------|-----------------------|-------|-------------------|-------|----------|----|----------|-----|----|----|----|---|----|-----|-----|-----|
| | | FG | FGA | % | FG | FGA | % | FT | FTA | % | | | | | | | |
| 02 | Brown, Corey | f | 2-3 | 0-0 | 2-4 | 0 | 2 | 2 | 4 | 6 | 0 | 2 | 0 | 1 | 11 | | |
| 10 | Fritz, Jacco | f | 2-3 | 0-0 | 0-0 | 3 | 0 | 3 | 4 | 4 | 3 | 2 | 2 | 0 | 24 | | |
| 01 | Johnson, Malik | g | 4-11 | 2-4 | 5-8 | 0 | 9 | 9 | 1 | 15 | 5 | 1 | 0 | 0 | 38 | | |
| 03 | Henderson, Jordan | g | 4-7 | 1-3 | 2-3 | 0 | 3 | 3 | 2 | 11 | 5 | 3 | 0 | 3 | 35 | | |
| 11 | Harried, Armon | g | 2-3 | 2-3 | 2-2 | 1 | 5 | 6 | 4 | 8 | 1 | 3 | 0 | 1 | 24 | | |
| 04 | White, Jalanni | | 2-5 | 0-1 | 0-0 | 0 | 0 | 0 | 4 | 4 | 1 | 2 | 1 | 0 | 8 | | |
| 15 | Brandon, Majesty | | 4-9 | 0-4 | 6-8 | 0 | 3 | 3 | 2 | 14 | 0 | 3 | 0 | 1 | 31 | | |
| 21 | Hitchon, Scott | | 4-8 | 0-2 | 2-4 | 1 | 3 | 4 | 1 | 10 | 0 | 2 | 3 | 0 | 22 | | |
| 24 | Hadzic, Ivan | | 0-1 | 0-1 | 0-0 | 0 | 0 | 0 | 1 | 0 | 0 | 0 | 0 | 0 | 7 | | |
| | Team | | | | | 4 | 1 | 5 | | | | | | | | | |
| | Totals | | 24-50 | 5-18 | 19-29 | 9 | 26 | 35 | 23 | 72 | 15 | 18 | 6 | 6 | 200 | | |
| FG % 1st Half: 13-26 50.0% | | 2nd half: 11-24 45.8% | | Game: 24-50 48.0% | | Deadball | | | | | | | | | | | |
| 3FG % 1st Half: 5-10 50.0% | | 2nd half: 0-8 0.0% | | Game: 5-18 27.8% | | Rebounds | | | | | | | | | | | |
| FT % 1st Half: 7-10 70.0% | | 2nd half: 12-19 63.2% | | Game: 19-29 65.5% | | 3,1 | | | | | | | | | | | |

Saint Peter's 68 • 5-8, 2-2 MAAC

| # | Player | Total | | 3-Ptr | | Rebounds | | | PF | TP | A | TO | Blk | Stl | Min |
|----------------------|-----------------|--------|-----------------|--------|-------|-------------|-----|-------|----|----|----|----|-----|-----|----------|
| | | FG-FGA | FG-FGA | FT-FTA | Off | Def | Tot | | | | | | | | |
| 10 | Fousseyni Drame | f | 3-9 | 0-2 | 3-5 | 2 | 0 | 2 | 3 | 9 | 0 | 0 | 1 | 2 | 24 |
| 20 | Derrick Woods | f | 3-4 | 0-0 | 0-0 | 0 | 5 | 5 | 4 | 6 | 1 | 3 | 0 | 0 | 16 |
| 05 | Daryl Banks III | g | 4-9 | 0-1 | 3-4 | 0 | 2 | 2 | 1 | 11 | 1 | 1 | 0 | 0 | 30 |
| 15 | Matthew Lee | g | 1-7 | 0-2 | 2-2 | 1 | 2 | 3 | 4 | 4 | 3 | 3 | 0 | 2 | 25 |
| 24 | Quinn Taylor | g | 1-2 | 0-0 | 3-4 | 1 | 2 | 3 | 2 | 5 | 1 | 1 | 0 | 0 | 31 |
| 00 | Dallas Watson | | 4-6 | 1-2 | 2-3 | 0 | 3 | 3 | 2 | 11 | 0 | 0 | 0 | 0 | 16 |
| 01 | Aaron Estrada | | 0-0 | 0-0 | 0-0 | 0 | 0 | 0 | 0 | 0 | 0 | 0 | 0 | 0 | 2 |
| 02 | Doug Edert | | 5-5 | 3-3 | 0-0 | 0 | 2 | 2 | 3 | 13 | 0 | 2 | 0 | 0 | 21 |
| 11 | KC Ndefo | | 3-8 | 0-0 | 1-6 | 2 | 5 | 7 | 3 | 7 | 3 | 2 | 1 | 1 | 15 |
| 12 | Majur Majak | | 0-0 | 0-0 | 0-0 | 0 | 0 | 0 | 0 | 0 | 0 | 0 | 0 | 0 | 1 |
| 14 | Hassan Drame | | 0-1 | 0-0 | 2-2 | 0 | 1 | 1 | 4 | 2 | 1 | 0 | 2 | 0 | 10 |
| 25 | Cameron Jones | | 0-2 | 0-1 | 0-0 | 0 | 0 | 0 | 1 | 0 | 0 | 1 | 0 | 2 | 9 |
| | Team | | | | | 1 | 0 | 1 | | | | | | | |
| | Totals | | 24-53 | 4-11 | 16-26 | 7 | 22 | 29 | 27 | 68 | 10 | 16 | 4 | 7 | 200 |
| FG % 1st Half: 11-26 | | 42.3% | 2nd half: 13-27 | | 48.1% | Game: 24-53 | | 45.3% | | | | | | | Deadball |
| 3FG % 1st Half: 3-9 | | 33.3% | 2nd half: 1-2 | | 50.0% | Game: 4-11 | | 36.4% | | | | | | | Rebounds |
| FT % 1st Half: 10-13 | | 76.9% | 2nd half: 6-13 | | 46.2% | Game: 16-26 | | 61.5% | | | | | | | 5,2 |

Officials: Brandon Cruz, Michael Kitts, Andam Vandenburg
Technical fouls: Canisius-None. Saint Peter's-None.
Attendance: 522

| Score by periods | 1st | 2nd | Total |
|------------------|-----|-----|-------|
| Canisius | 38 | 34 | 72 |
| Saint Peter's | 35 | 33 | 68 |

| Points | In | Off | 2nd | Fast | Bench |
|--------|-------|-----|--------|-------|-------|
| | Paint | T/O | Chance | Break | |
| CAN | 32 | 16 | 11 | 7 | 28 |
| SPU | 36 | 13 | 3 | 11 | 33 |

Last FG - CAN 2nd-01:15, SPU 2nd-02:48.
Largest lead - CAN by 7 2nd-14:59, SPU by 5 1st-06:41.
CAN led for 17:22, SPU led for 17:29, Game was tied for 05:09.

Score tied - 9 times.
Lead changed - 9 times.

2019-20 MAAC STATS

| RECORD: | OVERALL | HOME | AWAY | NEUTRAL |
|----------------|----------------|-------------|-------------|----------------|
| ALL GAMES | 1-4 | 0-2 | 1-2 | 0-0 |
| CONFERENCE | 1-4 | 0-2 | 1-2 | 0-0 |
| NON-CONFERENCE | 0-0 | 0-0 | 0-0 | 0-0 |

| # | Player | gp-gs | min | avg | Total | | 3-Point | | F-Throw | | Rebounds | | | | | | | | a | to | blk | stl | pts | avg |
|----------------|-------------------|-------|------|------|---------|------|---------|------|---------|------|----------|-----|-----|------|-----|----|----|----|----|----|-----|------|-----|-----|
| | | | | | fg-fga | fg% | 3fg-fga | 3fg% | ft-fa | ft% | off | def | tot | avg | pf | dq | | | | | | | | |
| 15 | Brandon, Majesty | 5-2 | 163 | 32.6 | 25-69 | .362 | 11-32 | .344 | 14-17 | .824 | 5 | 14 | 19 | 3.8 | 9 | 0 | 5 | 7 | 0 | 4 | 75 | 15.0 | | |
| 21 | Hitchon, Scott | 5-3 | 115 | 23.0 | 22-42 | .524 | 5-16 | .313 | 14-17 | .824 | 4 | 11 | 15 | 3.0 | 12 | 0 | 10 | 9 | 7 | 5 | 63 | 12.6 | | |
| 01 | Johnson, Malik | 5-5 | 196 | 39.2 | 16-56 | .286 | 4-19 | .211 | 9-17 | .529 | 2 | 38 | 40 | 8.0 | 11 | 0 | 30 | 21 | 0 | 10 | 45 | 9.0 | | |
| 11 | Harried, Armon | 5-5 | 126 | 25.2 | 14-39 | .359 | 5-19 | .263 | 8-14 | .571 | 3 | 24 | 27 | 5.4 | 17 | 0 | 5 | 12 | 1 | 10 | 41 | 8.2 | | |
| 10 | Fritz, Jacco | 5-5 | 131 | 26.2 | 15-19 | .789 | 1-2 | .500 | 4-8 | .500 | 10 | 10 | 20 | 4.0 | 12 | 0 | 8 | 12 | 3 | 0 | 35 | 7.0 | | |
| 03 | Henderson, Jordan | 4-2 | 109 | 27.3 | 8-24 | .333 | 2-11 | .182 | 5-7 | .714 | 1 | 4 | 5 | 1.3 | 6 | 0 | 7 | 7 | 0 | 5 | 23 | 5.8 | | |
| 04 | White, Jalanni | 5-0 | 71 | 14.2 | 6-17 | .353 | 0-2 | .000 | 6-9 | .667 | 5 | 4 | 9 | 1.8 | 20 | 2 | 1 | 11 | 4 | 0 | 18 | 3.6 | | |
| 02 | Brown, Corey | 5-1 | 65 | 13.0 | 7-14 | .500 | 0-1 | .000 | 4-6 | .667 | 3 | 6 | 9 | 1.8 | 10 | 0 | 4 | 4 | 3 | 10 | 18 | 3.6 | | |
| 23 | St. Louis, Dantai | 1-1 | 4 | 4.0 | 0-1 | .000 | 0-0 | .000 | 0-0 | .000 | 1 | 1 | 2 | 2.0 | 0 | 0 | 0 | 0 | 0 | 0 | 0 | 0.0 | | |
| 24 | Hadzic, Ivan | 2-0 | 16 | 8.0 | 0-1 | .000 | 0-1 | .000 | 0-0 | .000 | 0 | 0 | 0 | 0.0 | 2 | 0 | 0 | 1 | 0 | 0 | 0 | 0.0 | | |
| 00 | Ahemed, Akrum | 1-1 | 4 | 4.0 | 0-0 | .000 | 0-0 | .000 | 0-0 | .000 | 0 | 0 | 0 | 0.0 | 2 | 0 | 0 | 0 | 0 | 0 | 0 | 0.0 | | |
| Team | | | | | | | | | | | 8 | 11 | 19 | | | | | | | | | | | |
| Total..... | | 5 | 1000 | | 113-282 | .401 | 28-103 | .272 | 64-95 | .674 | 42 | 123 | 165 | 33.0 | 101 | 2 | 70 | 84 | 18 | 44 | 318 | 63.6 | | |
| Opponents..... | | 5 | 1000 | | 128-276 | .464 | 26-78 | .333 | 60-94 | .638 | 39 | 142 | 181 | 36.2 | 97 | 0 | 59 | 90 | 19 | 32 | 342 | 68.4 | | |

| TEAM STATISTICS | CAN | OPP |
|------------------------|------------|------------|
| SCORING | 318 | 342 |
| Points per game | 63.6 | 68.4 |
| Scoring margin | -4.8 | - |
| FIELD GOALS-ATT | 113-282 | 128-276 |
| Field goal pct | .401 | .464 |
| 3 POINT FG-ATT | 28-103 | 26-78 |
| 3-point FG pct | .272 | .333 |
| 3-pt FG made per game | 5.6 | 5.2 |
| FREE THROWS-ATT | 64-95 | 60-94 |
| Free throw pct | .674 | .638 |
| F-Throws made per game | 12.8 | 12.0 |
| REBOUNDS | 165 | 181 |
| Rebounds per game | 33.0 | 36.2 |
| Rebounding margin | -3.2 | - |
| ASSISTS | 70 | 59 |
| Assists per game | 14.0 | 11.8 |
| TURNOVERS | 84 | 90 |
| Turnovers per game | 16.8 | 18.0 |
| Turnover margin | +1.2 | - |
| Assist/turnover ratio | 0.8 | 0.7 |
| STEALS | 44 | 32 |
| Steals per game | 8.8 | 6.4 |
| BLOCKS | 18 | 19 |
| Blocks per game | 3.6 | 3.8 |
| ATTENDANCE | 1580 | 8046 |
| Home games-Avg/Game | 2-790 | 3-2682 |
| Neutral site-Avg/Game | - | 0-0 |

| Date | Opponent | | Score | Att. |
|-------------|------------------|---|--------------|-------------|
| * 12/23/19 | at Siena | L | 72-73 | 5804 |
| * 01/03/20 | MANHATTAN | L | 67-71 | 829 |
| * 01/05/20 | FAIRFIELD | L | 42-46 | 751 |
| * 01/10/20 | at Monmouth | L | 65-84 | 1720 |
| * 01/12/20 | at Saint Peter's | W | 72-68 | 522 |

= played at KeyBank Center (Buffalo, N.Y.)
 % = Boca Raton Beach Classic
 * = MAAC game

| Score by Periods | 1st | 2nd | Totals |
|-------------------------|------------|------------|---------------|
| Canisius | 157 | 161 | 318 |
| Opponents | 159 | 183 | 342 |

2019-20 OVERALL STATS

| RECORD: | OVERALL | HOME | AWAY | NEUTRAL |
|----------------|---------|------|------|---------|
| ALL GAMES | 6-10 | 3-2 | 2-7 | 1-1 |
| CONFERENCE | 1-4 | 0-2 | 1-2 | 0-0 |
| NON-CONFERENCE | 5-6 | 3-0 | 1-5 | 1-1 |

| ## | Player | gp-gs | min | avg | Total | | 3-Point | | F-Throw | | Rebounds | | | | pf | dq | a | to | blk | stl | pts | avg |
|----------------|-------------------|-------|------|------|---------|------|---------|------|---------|-------|----------|-----|-----|------|-----|----|-----|-----|-----|-----|------|------|
| | | | | | fg-fga | fg% | 3fg-fga | 3fg% | ft-fa | ft% | off | def | tot | avg | | | | | | | | |
| 15 | Brandon, Majesty | 16-2 | 457 | 28.6 | 76-182 | .418 | 24-79 | .304 | 28-35 | .800 | 13 | 52 | 65 | 4.1 | 31 | 0 | 22 | 30 | 1 | 19 | 204 | 12.8 |
| 01 | Johnson, Malik | 16-16 | 610 | 38.1 | 68-185 | .368 | 17-66 | .258 | 50-75 | .667 | 8 | 88 | 96 | 6.0 | 39 | 0 | 90 | 49 | 1 | 41 | 203 | 12.7 |
| 21 | Hitchon, Scott | 13-7 | 255 | 19.6 | 45-97 | .464 | 14-36 | .389 | 36-46 | .783 | 15 | 26 | 41 | 3.2 | 27 | 0 | 12 | 22 | 12 | 10 | 140 | 10.8 |
| 04 | White, Jalanni | 16-2 | 285 | 17.8 | 44-85 | .518 | 0-7 | .000 | 30-47 | .638 | 30 | 18 | 48 | 3.0 | 55 | 3 | 9 | 29 | 9 | 9 | 118 | 7.4 |
| 03 | Henderson, Jordan | 12-8 | 350 | 29.2 | 32-84 | .381 | 13-44 | .295 | 11-15 | .733 | 5 | 18 | 23 | 1.9 | 22 | 0 | 30 | 19 | 1 | 11 | 88 | 7.3 |
| 10 | Fritz, Jacco | 16-13 | 441 | 27.6 | 41-63 | .651 | 1-5 | .200 | 34-49 | .694 | 33 | 38 | 71 | 4.4 | 36 | 0 | 29 | 38 | 5 | 7 | 117 | 7.3 |
| 11 | Harried, Armon | 16-16 | 366 | 22.9 | 42-119 | .353 | 17-57 | .298 | 16-30 | .533 | 12 | 49 | 61 | 3.8 | 47 | 1 | 14 | 30 | 2 | 22 | 117 | 7.3 |
| 02 | Brown, Corey | 16-3 | 209 | 13.1 | 22-41 | .537 | 0-2 | .000 | 12-18 | .667 | 13 | 24 | 37 | 2.3 | 29 | 0 | 11 | 15 | 8 | 12 | 56 | 3.5 |
| 05 | Rautins, Sam | 4-0 | 25 | 6.3 | 4-9 | .444 | 4-8 | .500 | 0-0 | .000 | 0 | 4 | 4 | 1.0 | 5 | 1 | 0 | 1 | 0 | 1 | 12 | 3.0 |
| 00 | Ahemed, Akrum | 9-6 | 89 | 9.9 | 10-21 | .476 | 3-7 | .429 | 4-5 | .800 | 3 | 5 | 8 | 0.9 | 10 | 0 | 7 | 14 | 0 | 3 | 27 | 3.0 |
| 23 | St. Louis, Dantai | 9-7 | 60 | 6.7 | 6-12 | .500 | 0-0 | .000 | 4-4 | 1.000 | 7 | 9 | 16 | 1.8 | 14 | 0 | 0 | 4 | 0 | 1 | 16 | 1.8 |
| 24 | Hadzic, Ivan | 8-0 | 53 | 6.6 | 3-7 | .429 | 0-2 | .000 | 1-4 | .250 | 3 | 5 | 8 | 1.0 | 10 | 0 | 1 | 8 | 0 | 0 | 7 | 0.9 |
| Team | | | | | | | | | | | 22 | 36 | 58 | | | | | 6 | | | | |
| Total..... | | 16 | 3200 | | 393-905 | .434 | 93-313 | .297 | 226-328 | .689 | 164 | 372 | 536 | 33.5 | 325 | 5 | 225 | 265 | 39 | 136 | 1105 | 69.1 |
| Opponents..... | | 16 | 3200 | | 398-896 | .444 | 105-315 | .333 | 234-340 | .688 | 178 | 401 | 579 | 36.2 | 303 | 3 | 192 | 281 | 50 | 122 | 1135 | 70.9 |

| TEAM STATISTICS | CAN | OPP |
|------------------------|---------|---------|
| SCORING | 1105 | 1135 |
| Points per game | 69.1 | 70.9 |
| Scoring margin | -1.9 | - |
| FIELD GOALS-ATT | 393-905 | 398-896 |
| Field goal pct | .434 | .444 |
| 3 POINT FG-ATT | 93-313 | 105-315 |
| 3-point FG pct | .297 | .333 |
| 3-pt FG made per game | 5.8 | 6.6 |
| FREE THROWS-ATT | 226-328 | 234-340 |
| Free throw pct | .689 | .688 |
| F-Throws made per game | 14.1 | 14.6 |
| REBOUNDS | 536 | 579 |
| Rebounds per game | 33.5 | 36.2 |
| Rebounding margin | -2.7 | - |
| ASSISTS | 225 | 192 |
| Assists per game | 14.1 | 12.0 |
| TURNOVERS | 265 | 281 |
| Turnovers per game | 16.6 | 17.6 |
| Turnover margin | +1.0 | - |
| Assist/turnover ratio | 0.8 | 0.7 |
| STEALS | 136 | 122 |
| Steals per game | 8.5 | 7.6 |
| BLOCKS | 39 | 50 |
| Blocks per game | 2.4 | 3.1 |
| ATTENDANCE | 7281 | 26833 |
| Home games-Avg/Game | 5-1456 | 9-2700 |
| Neutral site-Avg/Game | - | 2-1266 |

| Date | Opponent | | Score | Att. |
|------------|---------------------|---|-------|------|
| 11/09/19 | at Brown | L | 68-75 | 812 |
| 11/13/19 | at Albany | L | 57-83 | 1808 |
| 11/16/19 | BUCKNELL | W | 83-81 | 984 |
| # 11/23/19 | ST. BONAVENTURE | W | 61-57 | 3821 |
| % 11/26/19 | at UIC | W | 94-64 | 1343 |
| % 12/01/19 | vs Mercer | W | 76-66 | 1411 |
| % 12/02/19 | vs Hofstra | L | 57-64 | 1122 |
| % 12/04/19 | at Florida Atlantic | L | 59-62 | 987 |
| 12/14/19 | HOLY CROSS | W | 80-72 | 896 |
| 12/18/19 | at Buffalo | L | 73-82 | 3269 |
| * 12/23/19 | at Siena | L | 72-73 | 5804 |
| 12/30/19 | at Pitt | L | 79-87 | 8035 |
| * 01/03/20 | MANHATTAN | L | 67-71 | 829 |
| * 01/05/20 | FAIRFIELD | L | 42-46 | 751 |
| * 01/10/20 | at Monmouth | L | 65-84 | 1720 |
| * 01/12/20 | at Saint Peter's | W | 72-68 | 522 |

= played at KeyBank Center (Buffalo, N.Y.)

% = Boca Raton Beach Classic

* = MAAC game

| Score by Periods | 1st | 2nd | Totals |
|------------------|-----|-----|--------|
| Canisius | 540 | 565 | 1105 |
| Opponents | 535 | 600 | 1135 |