


# CAMPBELL BASKETBALL

**2024-25 RECORD BOOK**

## 2023-24 SCHEDULE

Date	Day	Opponent	Location
<b>Nov. 4</b>	<b>Mon.</b>	<b>PFEIFFER</b>	<b>BUIES CREEK</b>
Nov. 6	Wed.	at Virginia	Charlottesville, Va.
<b>Nov. 10</b>	<b>Sun.</b>	<b>SAINT FRANCIS</b>	<b>BUIES CREEK</b>
<b>Nov. 13</b>	<b>Wed.</b>	<b>NEWBERRY</b>	<b>BUIES CREEK</b>
Nov. 17	Sun.	at Navy	Annapolis, Md.
Nov. 22	Fri.	at Ohio State	Columbus, Ohio
Nov. 24	Sun.	at Evansville	Evansville, Ind.
Nov. 30	Sat.	at Green Bay	Green Bay, Wis.
<b>Dec. 4</b>	<b>Wed.</b>	<b>COASTAL CAROLINA</b>	<b>BUIES CREEK</b>
Dec. 12	Thu.	at The Citadel	Charleston, S.C.
Dec. 15	Sun.	at Morgan State	Charleston, S.C.
<b>Dec. 18</b>	<b>Wed.</b>	<b>LONGWOOD</b>	<b>BUIES CREEK</b>
Dec. 29	Sun.	at North Carolina	Chapel Hill, N.C.
<b>Jan. 2</b>	<b>Thu.</b>	<b>DREXEL *</b>	<b>BUIES CREEK</b>
Jan. 4	Sat.	at UNCW *	Wilmington, N.C.
Jan. 9	Thu.	at Hampton *	Hampton, Va.
Jan. 13	on.	at Elon *	Elon, N.C.
<b>Jan. 16</b>	<b>Thu.</b>	<b>CHARLESTON *</b>	<b>BUIES CREEK</b>
<b>Jan. 18</b>	<b>Sat.</b>	<b>MONMOUTH *</b>	<b>BUIES CREEK</b>
Jan. 23	Thu.	at Stony Brook *	Stony Brook, N.Y.
Jan. 25	Sat.	at Hofstra *	Hempstead, N.Y.
<b>Jan. 30</b>	<b>Thu.</b>	<b>WILLIAM &amp; MARY *</b>	<b>BUIES CREEK</b>
<b>Feb. 1</b>	<b>Sat.</b>	<b>HOFSTRA *</b>	<b>BUIES CREEK</b>
<b>Feb. 6</b>	<b>Thu.</b>	<b>ELON *</b>	<b>BUIES CREEK</b>
<b>Feb. 10</b>	<b>Mon.</b>	<b>NC A&amp;T *</b>	<b>BUIES CREEK</b>
Feb. 13	Thu.	at Northeastern *	Boston, Mass.
Feb. 15	Sat.	at Delaware *	Newark, Del.
Feb. 20	Thu.	at NC A&T *	Greensboro, N.C.
<b>Feb. 22</b>	<b>Sat.</b>	<b>TOWSON *</b>	<b>BUIES CREEK</b>
<b>Feb. 27</b>	<b>Thu.</b>	<b>UNCW *</b>	<b>BUIES CREEK</b>
Mar. 1	Sat.	at Charleston *	Charleston, N.C.
Mar. 7-11	Fri.-Tues.	CAA Championship	Washington, D.C.

\* CAA opponent



### 2024-25 CAMPBELL BASKETBALL GUIDE

Editor..... Davis Dupree  
 Editorial Assistance..... Jason Williams, Tristan Elledge, Stan Cole, Phil Hiatt  
 Photography..... Simon Barbre, Bennett Scarborough, Will Bratton,  
 ..... Todd Drexler, Laura Stroud, NBA/Getty Images,  
 ..... Campbell University Service Enterprises archive (Todd Scarborough)

## CAMEL FACTS

Location .....	Buies Creek, N.C.
Founded .....	January 5, 1887
Enrollment .....	6200 (all campuses), 3000 (main campus undergraduate)
President.....	Dr. J. Bradley Creed (Baylor, '79)
Director of Athletics.....	Hannah Bazemore (Campbell, '07)
Conference.....	Coastal Athletic Association (CAA)
Affiliation .....	NCAA Division I
School Colors.....	Orange & Black
Nickname .....	Fighting Camels
Arena.....	John W. Pope Jr. Convocation Center / Gilbert Craig Gore Arena
Capacity .....	3095
Athletics Department Phone: .....	910-893-1327
Head Coach .....	Kevin McGeehan (Gettysburg, '95)
Record at Campbell .....	169-182 (10 years)
Associate Head Coach .....	Chris Long (Elon, '11)
Assistant Coach .....	Kevin Grek (Kean, '17)
Assistant Coach.....	Emmanuel Matey (Gannon, '17)
Assistant Coach.....	Brett Carey (UNC Asheville, '01)
Director of Player Development .....	Luchiano Gomez-Joseph (USF, '21)
Asst. Dir. of Strength & Conditioning .....	Tony Bixler (South Carolina '04)
Head Athletic Trainer.....	Ryan Graham
Basketball Office Phone .....	910-893-1335
2023-24 Overall Record.....	14-18
2023-24 CAA Record .....	8-10 (9th)
Starters Returning.....	3
Letter winners Returning/Lost.....	8/5
Newcomers.....	7

### ATHLETIC COMMUNICATIONS

Associate Director for Communications (MBB/VB/T&F) .....	Davis Dupree
E-Mail .....	dupree@campbell.edu
Cell Phone .....	919-924-9793
Associate A.D. for Communications (Football/SWIM/M&WTEN) .....	Jason Williams
E-Mail .....	jwilliams@campbell.edu
Cell Phone .....	252-396-1345
Asst. Director of Athletic Communications (MSOC/WBB/WLAX) .....	Tristan Elledge
E-Mail .....	telledge@campbell.edu
Cell Phone .....	336-262-1431
Asst. Director of Athletic Communications (VB, WSWIM, Baseball) .....	Phil Hiatt
E-Mail .....	phiatt@campbell.edu
Cell Phone .....	801-708-9311
Athletic Communications Assistant (Softball, XC, ITF) .....	Mackenzie Cannon
E-Mail .....	mecannon0221@email.campbell.edu
Cell Phone .....	252-525-5638
Website .....	GoCamels.com
Mailing Address .....	P.O. Box 10, 78 Dr. McKoy Rd., Buies Creek, N.C. 27506



Campbell University accepted an invitation to join the Colonial Athletic Association in all sports the league sponsors effective July 1, 2023. Full CAA membership includes College of Charleston, Delaware, Drexel, Elon, Hampton, Hofstra, Monmouth, North Carolina A&T, UNC Wilmington, Northeastern, Stony Brook, Towson and William & Mary.

## John W. Pope Jr. Convocation Center / Gilbert Craig Gore Arena

The John W. Pope Convocation Center and Gilbert Craig Gore Arena is the home of Campbell Basketball.

Dedicated on Oct. 17, 2008 and hosting its inaugural basketball games on Nov. 15, 2008, the 109,000 square-foot-building ranks among the finest facilities in the Big South Conference and the state of North Carolina.

The \$34 million project includes 3,095 (all chair back) seats for basketball games at Gilbert Craig Gore Arena, in addition to a 1,200-square foot Presidential hospitality suite. Fans in attendance not only experience the excitement of college basketball, but are also entertained by state-of-the-art lighting, scoreboard, video and audio systems.

For Convocation or graduation, the building will hold up to 4,000.

Through 16 seasons, the Fighting Camels have truly enjoyed a home court advantage in Gore Arena. Campbell's men own a 144-81 won-lost record (.640) on their home floor. The 2011-12 squad won 11 of 13 games at the site, the 2017-18 team won nine of its last 10 at home and the 2018-19 unit finished with a 12-4 record at the site.

Campbell hosted the 2016 Big South Conference men's basketball championship and the 2019 quarterfinal and semifinal rounds. With a total attendance of 11,649 fans over five sessions, the 2016 Championship was the highest attended men's tournament since CU re-joined the Big South in 2011-12. An average of 2330 fans attended each session, with 2991 – the sixth-largest crowd in Gore Arena history – witnessing Campbell's first-round game vs. Gardner-Webb. A total of 6138 fans attended the quarterfinal and semifinal sessions in the 2019 Championship.

In preparation for the 2016 Big South Championship, Gore Arena underwent major facilities upgrades, including the installation of a new four-sided, center-hung LED display scoreboard and video board, plus eight new LED courtside tables, four on each sideline. In addition, a new paint scheme was applied throughout the building with new graphic images and new Spalding basket supports were added.

A new floor was installed during the summer of 2020, complete with a redesigned Camel logo within the outline of the State of North Carolina.

Four of the top 10 crowds to jam the arena came during the 2018-19 season as the Fighting Camels won the Big South regular season title and Chris Clemons led the country in scoring. A record 3,351 fans were on hand for Clemons' senior day, Mar. 2, 2019, when the Camels defeated Radford to secure the right to host the league quarterfinals and semis. That day's attendance broke the previous record of 3,220 set on Feb. 1, 2014 when CU hosted a nationally-televised game for the first time. ESPN2 aired Campbell's game against eventual Big South champ Coastal Carolina as its Big South Wildcard Selection broadcast.

CU made history on Nov. 23, 2009 when the Camels hosted an Atlantic Coast Conference school in men's basketball for the first time on the se-



nior college level. A standing-room only audience of 3205 watched CU hang tough with the Hokies, and even led midway through the second half before dropping a 71-60 decision.

Locker rooms for the Campbell University men's and women's basketball teams each measure 1,400 square feet and include separate lounge/video review areas and coaches dressing rooms.

Dressing rooms are also provided for Campbell's volleyball and wrestling programs, as well as game officials and visiting teams. The wrestling program also has use of a 7,000 square foot training area, which more than accommodates three regulation mats, plus cardio, strength and lounge facilities.

The building includes a 3,000-square foot weight room devoted to Campbell University athletes. Additionally, Campbell's basketball and volleyball programs also have the ability to work out at the same time, thanks to the 6,800 square foot Fred McCall practice gymnasium, which is located just a few paces from the men's basketball locker room.

The facility is a center of activity for student recreation and wellness, plus athletics practice and competition. It also houses 2,800 square feet devoted to the University's exercise science major.

Upon entering the building into the 3,700-square foot atrium, which houses the Campbell Sports Hall of Fame, visitors proceed up stairs (or an elevator) on both the north and south sides to the entrance of Gore Arena. The concourse level of the two-story building offers primary circulation of the seating area, concessions, rest rooms and other amenities. Both arena levels are fully accessible to individuals with disabilities.



John W. Pope Jr. Convocation Center / Gilbert Craig Gore Arena



# Gilbert Craig Gore Arena Records

## TEAM

MOST POINTS	110 vs. Allen (2/16/16)
MOST POINTS (vs Division I opponent)	105 vs. UNCW (2/26/24)
MOST POINTS (Opponent)	100 UNCW vs. Campbell (2/26/24)
FEWEST POINTS	29 Trinity Baptist vs. Campbell (11/29/18)
FEWEST POINTS (Conference oppo.)	46 Liberty vs. Campbell (12/31/14)
FEWEST POINTS (Campbell)	40 vs. Liberty (1/28/17)
MOST POINTS (Combined)	205 Campbell (105) vs. UNCW (100) (2/26/24)
FEWEST POINTS (Combined)	94 Campbell (48) vs. Presbyterian (46) (1/14/21)
FIELD GOALS	42 Campbell vs. Appalachian State (11/16/12)
FIELD GOALS (Opp.)	37 Charleston vs. Campbell (2/29/24)
FEWEST FIELD GOALS	12 vs. Liberty (1/28/17)
FEWEST FIELD GOALS (Opp.)	12 Trinity Baptist vs. Campbell (11/29/18)
FIELD GOAL ATTEMPTS	72 vs. UNCW (11/6/18)
FIELD GOAL ATTEMPTS (Opp.)	77 Gardner-Webb vs. Campbell (1/5/13)
FEWEST FG ATTEMPTS	39 vs. North Florida (11/27/09)
FEWEST FG ATTEMPTS (Opp.)	39 Mercer vs. Campbell (2/12/10)
3-POINT FIELD GOALS	17 vs. Longwood (2/2/19), vs. Central Penn (11/8/19)
3-POINT FIELD GOALS (Opp.)	19 VMI vs. Campbell (11/24/08)
3-POINT FG ATTEMPTS	40 vs. The Citadel (12/18/18)
3-POINT FG ATTEMPTS (Opp.)	40 VMI vs. Campbell (11/24/08)
FEWEST 3-PT. FG	0 vs. Belmont (1/30/10), 0 vs. Robert Morris (12/4/12)
FEWEST 3-PT. FG (Opp.)	1 Kennesaw State vs. Campbell (1/7/11); 1 Bridgewater vs. Campbell (11/15/16); 1 Columbia Intl. vs. Campbell (11/13/17)
FEWEST 3-PT. ATTEMPTS	5 vs. North Florida (1/5/11)
FEWEST 3-PT. ATTEMPTS (Opp.)	8 Barber-Scotia vs. Campbell (11/14/14)
FREE THROWS MADE	36 vs. Newberry (11/29/12)
FREE THROWS MADE (Opp.)	31 UNC Asheville vs. Campbell (2/6/16)
FT ATTEMPTS	44 vs. Newberry (11/29/12)
FT ATTEMPTS (Opp.)	44 Lipscomb vs. Campbell (2/9/09)
FT MADE (Combined)	59 Campbell (31) vs. East Carolina (28) (11/14/11)
FT ATTEMPTS (Combined)	81 Campbell (44) vs. Newberry (37) (11/29/12)
FEWEST FT MADE	3 vs. Presbyterian (1/14/21), Radford (1/20/21), Chas. So. (1/12/22)
FEWEST FT MADE (Opp.)	2 Trinity Baptist vs. Campbell (11/29/18)
FEWEST FT ATTEMPTS	3 vs. Radford (1/20/21)
FEWEST FT ATTEMPTS (Opp.)	3 Trinity Baptist vs. Campbell (11/29/18)
MOST REBOUNDS	56 vs. Allen (1/2/19)
MOST REBOUNDS (Opp.)	56 Rio Grande vs. Campbell (12/12/12)
MOST OFFENSIVE REBOUNDS	26 vs. St. Andrews (11/13/09)
MOST OFFENSIVE REBOUNDS (Opp.)	28 Rio Grande vs. Campbell (12/12/12)
MOST FOULS	30 vs. UNC Asheville (1/12/12)
MOST FOULS (Opp.)	35 Newberry vs. Campbell (11/29/12)
MOST FOULS (Combined)	64 Campbell (29) vs. Newberry (35) (11/29/12)
BEST FG PERCENTAGE	.745 (38-51) vs. Allen (2/16/16)
BEST FG PERCENTAGE (Opp.)	.596 (28-47) Gardner-Webb vs. CU (3/8/17)
LOWEST FG%	.261 (12-46) vs. Liberty (1/28/17)
LOWEST FG% (Opp.)	.228 (13-57) Montreat (11/13/15)
BEST 3-POINT FG%	.800 (4-5) vs. North Florida (1/5/11)
BEST 3-POINT FG% (Opp.)	.700 (7-10) UNC Asheville vs. Campbell (2/2/13)
BEST FT PERCENTAGE	1.000 (19-19) Campbell vs. Winthrop (1/10/19)
BEST FT PERCENTAGE (Opp.)	1.000 (16-16) High Point vs. Campbell (2/14/15)
MOST ASSISTS	30 vs. UNC Asheville (11/22/08)
	30 vs. Stony Brook (2/10/24)
MOST STEALS	18 vs. Montreat (11/13/15)
MOST STEALS (Opp.)	16 Savannah State vs. Campbell (2/23/13); 16 UNC Asheville vs. Campbell (2/6/16)
MOST BLOCKED SHOTS	11 vs. North Carolina A&T (11/17/11)
MOST BLOCKED SHOTS (Opp.)	9 ETSU vs. Campbell (2/23/09)
	9 Coastal Carolina vs. Campbell (1/2/12), 9 UNC Asheville vs. Campbell (1/5/22)
MOST TURNOVERS	24 vs. North Florida (1/5/10)
MOST TURNOVERS (Opp.)	28 Chowan vs. Campbell (11/15/08)
FEWEST TURNOVERS	3 vs. Charleston Southern (1/4/17)
FEWEST TURNOVERS (Opp.)	5 Presbyterian vs. Campbell (2/4/12)
	5 Charleston Southern vs. Campbell (2/21/15)
HIGHEST SCORING HALF	59 (2nd) Campbell vs. Columbia International (11/13/17)
HIGHEST SCORING HALF (Opp.)	65 (2nd) Belmont vs. Campbell (2/6/09)
LOWEST SCORING HALF	9 (2nd) vs. North Carolina Central (11/18/13)
LOWEST SCORING HALF (Opp.)	14 (2nd) Trinity Baptist vs. Campbell (11/29/18)
LOWEST SCORING HALF (DI Opp.)	15 (1st) Charleston Southern vs. Campbell (1/18/18)
MOST OVERTIME PERIODS	3 vs. Gardner-Webb (1/5/13)
LARGEST VICTORY MARGIN	64 Campbell (108-44) vs. Columbia Intl. (11/13/17)
LARGEST VICTORY MARGIN (DI Opp.)	37 Campbell (94-57) vs. UNC Asheville (11/22/08)
LARGEST VICTORY MARGIN (Big South)	34 CU (88-54) vs. Longwood (2/10/18)
LARGEST VICTORY MARGIN (A-Sun)	30 Campbell (85-55) vs. Stetson (1/22/11)
LARGEST VICTORY MARGIN (CAA)	18 Campbell (95-77) vs. Stony Brook (2/10/24)
LARGEST MARGIN OF VICTORY (Opp.)	32 Liberty (72-40) vs. Campbell (1/28/1

## INDIVIDUAL

MOST POINTS (CU)	48 Chris Clemons vs. Hampton (2/13/19)
MOST POINTS (Opp.)	37 Akeem Richmond of East Carolina (1/2/14)
MOST POINTS (Half) (Opp.)	27 (2nd) Keith Gabriel of VMI (1/21/12)
MOST POINTS (Half) (CU)	28 (2nd) Darren White vs. App. St. (11/16/12)
MOST FIELD GOALS	15 Darren White vs. Appalachian State (11/16/12)
MOST FIELD GOALS (Opp.)	14 D.J. Covington of VMI (2/16/13)
	14 MaCio Teague of UNC Asheville (2/1/18)
	14 Trazarien White of UNCW (2/26/24)
MOST FG ATTEMPTS	28 Chris Clemons vs. Winthrop (1/10/19)
MOST FG ATTEMPTS (Opp.)	27 Keith Gabriel of VMI (1/21/12)
BEST FG% (Min. 5 att.)	1.000 (8-8) Marville Harris vs. J.C. Smith (11/29/10)
BEST FG% (Min. 5 att.) (Opp.)	1.000 (8-8) Devontae Cacok of UNCW (12/14/16)
BEST FG% (Min. 10 att.)	.909 (10-11) Chris Clemons vs. Allen (2/16/16)
BEST FG% (Min. 10 att.) (Opp.)	.917 (11-12) Kris Acox of Furman (3/25/17)
MOST 3-POINT FG (Campbell)	10 Chris Clemons vs. Longwood (2/2/19)
MOST 3-POINT FG (Opp.)	10 Akeem Richmond of East Carolina (1/2/14)
3-POINT FG ATTEMPTS	19 Chris Clemons vs. High Point (2/21/19)
3-POINT FG ATTEMPTS (Opp.)	17 Akeem Richmond of East Carolina (1/2/14)
BEST 3-POINT FG % (Min. 5 att.)	1.000 (6-6) Cory Gensler vs. Johnson & Wales (12/19/16)
MOST FREE THROWS	22 Chris Clemons vs. Hampton (2/13/19)
BEST FREE THROWS (Opp.)	12 Adam Sollazzo of ETSU (2/24/11)
MOST FT ATTEMPTS	24 Chris Clemons vs. Hampton (2/13/19)
MOST FT ATTEMPTS (Opp.)	13 Adam Sollazzo of ETSU (2/24/11)
	13 Joel Vander Pol of Liberty (12/1/11)
	13 Tashan Newsome of Gardner-Webb (1/3/13)
BEST FT% (Min. 10 att.)	1.000 (12-12) Trey Freeman vs. East Carolina (11/14/11)
BEST FT% (Min. 10 att.) (Opp.)	.923 (12-13) Adam Sollazzo of ETSU (2/24/11)
MOST REBOUNDS (Campbell)	16 Darren White vs. VMI (1/21/12)
	16 Darius Leonard vs. Gardner-Webb (1/5/13)
MOST REBOUNDS (Opp.)	20 Daniel Emerson, Mercer vs. Campbell (1/3/09)
MOST OFF. REBOUNDS	8 Jonathan Rodriguez vs. St. Andrews (11/13/09)
	8 Darren White vs. UNC Wilmington (12/29/12)
	8 Marville Harris vs. East Carolina (1/2/14)
MOST OFF. REBOUNDS (Opp.)	8 D.J. Covington of VMI (2/16/13)
MOST ASSISTS	14 Trey Freeman vs. VMI (2/16/13)
MOST ASSISTS (Opp.)	12 Adam Sollazzo of ETSU (2/23/09)
MOST STEALS	7 Junard Hartley vs. ETSU (2/19/10)
MOST STEALS (Opp.)	7 James Florence, Mercer vs. Campbell (1/3/09)
MOST BLOCKED SHOTS	7 Kyle Vejraska vs. ETSU (2/23/09)
MOST BLOCKED SHOTS (Opp.)	8 Drew Pember of UNC Asheville (1/5/22)
MOST TURNOVERS (Opp.)	9 Brock Young of East Carolina (11/17/09)
MOST MINUTES	51 Trey Freeman vs. Gardner-Webb (1/5/13)
MOST MINUTES (Opp.)	49 Tashan Newsome of Gardner-Webb (1/5/13)

## POPE CENTER / GORE ARENA FACTS

YEAR OPENED	2008
COST	\$34 million
SEATING CAPACITY	3,095
RESULT OF FIRST GAME (Men)	CU 79, Chowan 64, Nov. 11, 2008 (Attn. 2563)
FIRST CAMPBELL LOSS	VMI 97, Campbell 92, Nov. 24, 2008 (Attn. 1531)

### Top 10 HOME CROWDS

1.	3351	Mar. 2, 2019	Campbell 64, Radford 62
2.	3220	Feb. 1, 2014	Coastal Carolina 61, Campbell 58
3.	3205	Nov. 23, 2009	Virginia Tech 71, Campbell 60
4.	3090	Mar. 8, 2019 +	Gardner-Webb 79, Campbell 74
5.	3035	Jan. 12, 2012	UNC Asheville 89, Campbell 82
6.	3028	Nov. 14, 2011	Campbell 76, East Carolina 74
7.	3023	Feb. 19, 2010	Campbell 79, ETSU 57
8.	2991	Mar. 3, 2016 +	Gardner-Webb 79, Campbell 69
9.	2952	Feb. 21, 2019	Campbell 61, High Point 48
10.	2948	Mar. 7, 2019 +	Campbell 86, Hampton 77

+ Big South tournament game

2023-24 Fighting Camels

NUMERICAL

No.	NAME	YR	Pos.	HT	WT	HOMETOWN/HIGH SCHOOL
0	Gediminas Mokšeckas	Gr.	G	6-4	200	Vilnius, Lithuania/Archbishop Ryan
1	Tasos Cook	Sr.	G	6-2	200	Columbus, Ohio/Westerville Central (Stetson/Vincennes)
2	Colby Duggan	So.	F	6-7	210	Monson, Mass./Phillips Academy
4	Broc Bidwell	R-Jr.	G	6-0	170	Cumming, Ga./Milton
5	Elijah Walsh	Jr.	G	6-5	185	Leeds, England/The Masters Academy (Fla)
6	Bragi Gudmundsson	So.	G	6-5	175	Grindavik, Iceland/(Penn State)
7	Cameron Gregory	Jr.	G	6-5	165	Accokeek, Md./The Steward School (St. Francis)
9	Terren Frank	Gr.	F	6-8	230	Los Angeles, Calif./Sierra Canyon (Idaho/Vandy/TCU)
10	Jacob Lawton	Fr.	G	5-6	150	Raleigh, N.C./Millbrook
11	Omar Harris	Jr.	G	6-3	180	Plymouth, N.C./South Central
12	Israel Yaw	Jr.	F	6-9	205	Georgetown, Guyana/Bladen Hall Multilateral (UMES)
13	Jasin Sinani	Sr.	G	6-3	195	Oak Creek, Wis./Oak Creek (Milwaukee)
14	Caleb Zurliene	Gr.	F	6-8	205	Aviston, Ill./Mater Dei Catholic (McKendree/Purdue NW)
21	Nolan Dorsey	Gr.	G	6-5	205	Knightdale, N.C./Millbrook (New Mexico/Holy Cross)
23	Eric Van Der Heijden	Sr.	F	6-9	225	Raleigh, N.C./Millbrook (UNCW/Ole Miss)
24	Wesley Johnson	Jr.	C	7-0	230	Raleigh, N.C./Leesville Road

ALPHABETICAL

No.	NAME	YR	Pos.	HT	WT	HOMETOWN/HIGH SCHOOL
4	Broc Bidwell	R-Jr.	G	6-0	170	Cumming, Ga./Milton
1	Tasos Cook	Sr.	G	6-2	200	Columbus, Ohio/Westerville Central (Stetson/Vincennes)
21	Nolan Dorsey	Gr.	G	6-5	205	Knightdale, N.C./Millbrook (New Mexico/Holy Cross)
2	Colby Duggan	So.	F	6-7	210	Monson, Mass./Phillips Academy
9	Terren Frank	Gr.	F	6-8	230	Los Angeles, Calif./Sierra Canyon (Idaho/Vandy/TCU)
7	Cameron Gregory	Jr.	G	6-5	165	Accokeek, Md./The Steward School (St. Francis)
6	Bragi Gudmundsson	So.	G	6-5	175	Grindavik, Iceland/(Penn State)
11	Omar Harris	Jr.	G	6-3	180	Plymouth, N.C./South Central
24	Wesley Johnson	Jr.	C	7-0	230	Raleigh, N.C./Leesville Road
10	Jacob Lawton	Fr.	G	5-6	150	Raleigh, N.C./Millbrook
0	Gediminas Mokšeckas	Gr.	G	6-4	200	Vilnius, Lithuania/Archbishop Ryan
13	Jasin Sinani	Sr.	G	6-3	195	Oak Creek, Wis./Oak Creek (Milwaukee)
23	Eric Van Der Heijden	Sr.	F	6-9	225	Raleigh, N.C./Millbrook (UNCW/Ole Miss)
5	Elijah Walsh	Jr.	G	6-5	185	Leeds, England/The Masters Academy (Fla)
12	Israel Yaw	Jr.	F	6-9	205	Georgetown, Guyana/Bladen Hall Multilateral (UMES)
14	Caleb Zurliene	Gr.	F	6-8	205	Aviston, Ill./Mater Dei Catholic (McKendree/Purdue NW)

COACHES & STAFF

**Head Coach:** Kevin McGeehan (12th year)  
**Associate Head Coach:** Chris Long (6th year)  
**Assistant Coach:** Emmanuel Matey (2nd year)  
**Assistant Coach:** Kevin Grek (2nd year)  
**Assistant Coach:** Brett Carey (1st year)  
**Sports Performance:** Tony Bixler (2nd year)  
**Athletic Training:** Ryan Graham (2nd year)

PRONUNCIATIONS

Tasos Cook                   TAH-sos  
 Colby Duggan               DOO-gun  
 Bragi Gudmundsson      BRA-gee  
 Gediminas Mokšeckas    GID-eh-muss moak-SECK-us  
 Jasin Sinani                 sih-NAH-knee  
 Eric Van Der Heijden     HIGH-den  
 Kevin McGeehan           Mc-GEE-in ("hard" G)



**Kevin**  
**McGEEHAN**  
**Head Coach**  
**Gettysburg (1995)**  
**12th year at Campbell**  
**Career Record: 169-182**

Now in his 12th season as men's basketball head coach at Campbell University in 2022-23, Kevin McGeehan faces a new challenge as he guides the program continues its new era in the Coastal Athletic Association (CAA). This next chapter comes on the heels of turning the Fighting Camel program into a regular post-season participant and contender in the Big South Conference.

Campbell won 121 games – an average of 17 per year – from 2016-2023, the most in a seven-year span in the program's Division I history (since '77-78).

During that span, the Camels have claimed four Big South trophies. Campbell won the 2019 Big South regular season title and finished as Big South tournament runner-up in 2017, 2021, and 2023.

The 2023-24 team went 14-18, 8-10 in the program's first season in the CAA. The Camels were led by second-team all-CAA player Anthony Dell'Orso, who averaged 19.5 points per game.

The 2022-23 squad finished with 16 wins and reached the Big South title game after winning three straight at the Big South tournament. After going 8-10 in league play, The Camels reeled off wins over Presbyterian, Longwood, and Radford before falling to UNC Asheville in the Big South title.

The 2021-22 Camels finished with 16 wins and ranked among the nation's most disciplined teams – committing the third-fewest fouls and making the sixth-fewest turnovers among 350 programs. CU also led the Big South in assist-turnover ratio and fewest turnovers per game (10.4).

Campbell posted wins over 2021 NCAA tournament team Hartford and Conference USA member Marshall, while taking ninth-ranked Duke to the wire before falling 67-56 at Cameron Indoor Stadium.

Campbell's .630 winning percentage (17-10) in 2020-21 marked the program's highest since the 2009-10 team finished 19-11 (.633).

After the Camels were picked 10th in the 2020-21 Big South preseason poll, McGeehan guided his team to a 3rd-place finish in the regular season (11-6), then CU claimed wins over Gardner-Webb and Radford to reach the league final.

McGeehan guided the Camels to a school Division I era (since '77-78) record 9-game win streak to reach the 2021 Big South Championship game.

He coached a pair of Big South all-conference honorees in 2020-21 – Cedric Henderson, Jr. and Jordan Whitfield. Whitfield was joined on the Big South all-tournament team by Ricky Clemons.

The Camels led the Big South Conference – and ranked 10th in the nation – in team field goal percentage in 2020-21. CU's 58.5 field goal percentage in the Big South semifinal win at Radford set a school mark for highest team FG% in Big South tournament play. The Camels made a season-high 67.1 percent of their shots vs. Florida National (12/10), one day after making 60.5 percent vs. New Orleans. CU hit 62 percent from the floor in an 84-83 loss Dec. 30 at eventual Big South champion Winthrop.

In addition, McGeehan's squad ranked fourth in the country in points after called timeouts and 25th nationally in 3-point accuracy (.375).

He guided his squad to three consecutive post-season berths from 2017-19 – the first time that has been accomplished in the program's NCAA Division I era (since 1977-78).

The 2019 Big South Coach of the Year, McGeehan earned his 100th Division I coaching victory on Dec. 29, 2019 at Ohio University. He became the 16th coach in Big South history to reach 100 overall wins. The Camels got off to the program's best start (9-3) since the 1993-94 season.

Cory Gensler was named Big South men's basketball scholar-athlete of the year in 2020 and the Camels ranked among league leaders in free throw percentage, turnover margin, assists, steals and assist-turnover ratio.

In the 2018-19 campaign, McGeehan guided the Camels to a 20-13 overall record and their first league regular season title since 2010 by posting a 12-4 record and earning the top seed in the conference tournament for the first time. CU made a third-straight post-season trip by earning the Big South's automatic berth to the NIT – another program first – and produced the program's first 20-win season in a quarter century.

The 2019 Camels ranked among the country's top 20 schools in turnovers per game, fewest turnovers, turnover margin, assist turnover ratio and free throw percentage.

CU won the Rose Hall Division of the Jamaica Classic and went on to claim 12 league wins, the most by a Campbell squad since 2010.

Big South Conference player of the year Chris Clemons became the first Camel to earn All-America honors on the Division I level after leading the nation in scoring (30.1). Clemons scored a school and Big South single-season record 993 points in 33 outings in '18-19. He finished his career third all-time among NCAA Division I scorers with a league record 3,225 points and tied the national record by scoring in double figures in 115-straight games. Clemons signed a free agent contract with the Houston Rockets and on Nov. 3, 2019 became the first Camel to appear in an NBA game since 1968.

In addition, center Andrew Eudy earned second-team All-Big South honors, and finished his Camel career with a school-record 199 blocks while also ranking among the program's top 11 in all-time rebounds, offensive boards and assists.

McGeehan guided the Camels to a 12-4 record at home in 2018-19 and CU fans flocked to Gore Arena to set school single-game (3,351) and single season (2,196 average) attendance records.

The 2017-18 Camels reached the semifinal round of the College Basketball Invitational (CBI). For the second-

**McGeehan's Details**

**Full Name**

Kevin Christopher McGeehan

**Birthdate**

October 30, 1973

**Birthplace**

Maple Glen, Pa.

**Wife**

Melissa

**Children**

Jack, Connor, Grace

**College**

Gettysburg College (1995)

**Degree**

B.A., Psychology

**Graduate School**

West Chestern University (1999)

**Master's Degree**

M.Ed., Secondary & Higher Education Counseling

**High School**

LaSalle College High School,

Wyndmoor, Pa.

**Player Background**

Four years at Gettysburg

Captain senior year

**Off the Court**

Enjoys running, playing with his kids, playing and watching all sports (particularly Philadelphia Phillies and Eagles), the beach

**Coaching History**

**2013-present**

Head Coach, Campbell

**2008-2013**

Associate Head Coach, Richmond

**2005-08**

Assistant Coach, Richmond

**2004-05**

Assistant Coach, Air Force

**2002-04**

Head Coach, Springfield (Pa.) High School

**2000-02**

Head Coach, Arcadia University (Pa.)

(formerly Beaver College)

**1998-00**

Assistant Coach, Arcadia

**Post-season Appearances**

NIT - 2019

CollegInsider.com Tournament - 2017

College Basketball Invitational - 2008, 2009, 2013, 2018

straight season, Campbell won two post-season games – defeating Miami (Ohio) of the Mid-American Conference and Sun Belt member New Orleans before dropping a 3-point decision at West Coast Conference member San Francisco.

CU led the Big South Conference (and ranked 33rd in the nation) in field goal percentage (.477) in 2017-18, while rating second in the league in 3-point accuracy (.388, 29th in the country) and free throw shooting (.750, 51st in the nation).

Along the way, McGeehan's team produced Campbell's best Big South regular season finish (fourth) since 2012. The Camels finished 14-4 at home, including a 7-2 mark at Gore Arena against Big South foes, and 18-16 overall on the year.

McGeehan's 2017-18 Camels were led by Chris Clemons (24.9 ppg, fourth in the country), who was named to the Lou Henson All-America team by *Collegelinsider.com* and to the Big South all-conference first team as well as all-district units from the National Association of Basketball Coaches (NABC) and United States Basketball Writers Association (USBWA).

McGeehan's 2016-17 team made the program's first post-season appearance since 1992 after a run to the Big South Conference Championship game. The Camels won three games to reach the Big South final; then won twice while advancing to the quarterfinal round of the *Collegelinsider.com* post-season tournament.

CU recorded wins over Southland Conference runner-up Houston Baptist and Ohio Valley runner-up UT-Martin to earn Campbell's first-ever post-season victories in the Division I era (since '77-78).

His squad knocked off defending Big South champ and second-seeded UNC Asheville 81-79 in the quarterfinal round of the league tournament behind a league and school-record 51-point performance by sophomore guard Chris Clemons. The Camels defeated Radford in the semis to earn the program's first berth in a league final since 1994.

The Camels also finished first in the Big South Conference in team free throw percentage (.751), 37th among 347 NCAA Division I schools. Under McGeehan's guidance, Campbell has improved its national standing in free throw accuracy by 201 places since the 2015 campaign.

Under McGeehan's tutelage, Clemons scored a school single-season record 904 points in 36 outings, the second-most points tallied in Big South Conference history. Clemons' 25.1 scoring average ranked second in the nation.

His 2015-16 club opened the year with the program's best start since 2011-12. CU went 2-0 against Southern Conference schools. In four years, Campbell stands 7-3 vs. SoCon members under McGeehan's guidance. The Camels also won at Conference USA member Charlotte in the 2015-16 campaign.

The Camels also posted the program's largest road winning margin in league play since re-joining the Big South in 2011-12 with a 30-point victory at Presbyterian. CU set a school Division I era for field goal accuracy (74.5) in a game by making 38-of-51 shots in a 110-66 dismantling of Allen.

McGeehan and his staff landed the 2015-16 Big South Conference freshman of the year Clemons, who ranked seventh among the nation's freshman scoring leaders (18.5 points per game) and set a school freshman scoring record with 556 points.

Among Campbell's victims in McGeehan's second year (2014-15) was Colonial Athletic Association regular season champion UNC Wilmington.

In his first season (2013-14), McGeehan guided his squad to the most league wins ever by a CU coach in his first year at the Division I level. While implementing a "spread motion attack" on offense, Campbell finished 14th in the nation in 3-point field goals made and 13th in 3-pointers attempted. In the regular season, Campbell was second among 349 Division I school in 3-point attempts.

Campbell assisted on nearly 60 percent of its baskets, supporting the spread motion's emphasis on spacing, ball movement and unselfish play. Campbell shot 66.7 percent from the floor in its win at Appalachian State, marking the program's third-highest single-game accuracy rate at the Division I level (since 1977-78).

Also in McGeehan's first season in Buies Creek, the Camels went 3-0 against Southern Conference members, had three victories against teams that moved on to post-season play and set a new single-game attendance record at Gore Arena.

A greater-than-capacity crowd of 3,220 filled 3,095-seat Gore Arena on Feb. 1, 2014 for the first-ever nationally-televised game from Buies Creek. ESPN2 aired Campbell's contest against eventual Big South champ Coastal Carolina.

McGeehan spent eight years (2005-13) on the staff of head coach Chris Mooney at Richmond, where the Spiders advanced to the NCAA tournament twice and three times to the College Basketball Invitational tournament. He was promoted from assistant to associate head coach prior to the 2008-09 campaign.

Among the highlights for the Richmond program during McGeehan's time on staff was consecutive NCAA tournament berths, including a trip to the 2011 NCAA Sweet 16. The Spiders were ranked in the national top-25 polls in 2010 and set a school record with 29 victories one year later when they won the Atlantic-10 Conference championship.

Richmond's senior class in 2012 tied a school record with 91 victories over a four-year span. The 2013 team advanced to the CBI quarterfinals after matching a school standard with 15 home victories.

Teamed with Coach Mooney from the mid-90s until accepting the Campbell job in April 2013, McGeehan played a vital role in the resurgence of the basketball fortunes at the Air Force Academy and Richmond.

Mooney and McGeehan started coaching together at Lansdale Catholic High School in the mid-1990s, before moving to Beaver College (now Arcadia University). When Mooney left Beaver College to go to Air Force, McGeehan took over the head coaching duties for two years before moving to Springfield High School in Erdenheim, Pa., where he was also a guidance counselor.

After Mooney became the head coach at Air Force in 2004-05, McGeehan joined him Colorado Springs. He helped lead Air Force to an 18-12 overall record in 2004-05, which marked the second most wins in school history. The Falcons led the entire nation in scoring defense and finished second in the country in fewest turnovers per game in 2004-05.

A 1995 graduate of Gettysburg, McGeehan was the captain of the men's basketball team his senior season. He received his bachelor's degree in psychology and then earned a dual master's degree in secondary and higher education and counseling from West Chester in 1999.

McGeehan and his wife, Melissa, were married in 2004 and have two sons, Jack and Connor, and a daughter Grace.



## They said it...

"That was a really good basketball game. They are a really well-coached, disciplined team. That could be a first round NCAA game tonight. They take you far into the shot clock, but they're disciplined deep into the shot clock. That doesn't happen with many teams. They're not holding the ball... they're working. They're good and he's a good coach. These guys know how to play basketball."

**- Duke Head Coach Mike Krzyzewski**

"Kevin is an outstanding coach who excels in so many critical areas. His ability to communicate with players, recruits, coaches and administrators is outstanding. He possesses a tremendous sense for the overall management of a college basketball program."

**- Richmond Head Coach Chris Mooney**



**Hannah**  
**BAZEMORE**  
Director of Athletics  
Campbell (2007, 2009)  
15th Year at Campbell

Hannah Bazemore, a 2007 and 2009 graduate of Campbell University, was named Director of Athletics at Campbell in July 2023.

Bazemore has served as the Senior Associate Athletics Director for Business and Finance since 2020. Prior to her appointment to acting AD in July 2022, she served as Campbell's Athletics Business Manager from 2010-18 and Assistant Athletics Director for Business Operations from 2018-20.

In her role as Senior Associate AD for Business and Finance, Bazemore was responsible for overseeing and supervising all financial aspects of the athletic department including planning, implementing, budgeting, forecasting, and reporting. In addition, she oversees select internal operating units, including human resources, facility operations, event management, and equipment operations.

In 13 years of experience with Campbell Athletics, Bazemore has engaged and managed virtually every administrative area, including financial planning of a \$27 million operation, budgeting, information technology, facilities, game operations, athletic equipment operations, and capital projects (including a sports performance center and softball turf project). She also served as member of the Campbell Athletics executive leadership team where she provided strategic advisement and oversight of department initiatives. Further, Bazemore oversaw key contract negotiations with the department's major partners including Under Armour, Academy Bus, and Teamworks.

Bazemore took over the role of Acting Director of Athletics in July 2022, just as Campbell announced its move to the CAA.

"Hannah Bazemore is a valued and respected member of the Campbell Athletics leadership team," said University President Dr. Brad Creed. "I am grateful for her willingness to accept the acting Athletics Director role during this time of change and transition. I am confident that she will further the mission of Campbell University to benefit the student and student-athlete experience. I know she will effectively support the important work of our athletic program and 21 varsity teams."

Bazemore graduated from Campbell in 2007 with a B.S. in Sport's Management with a minor in Business Administration. She earned an MBA from Campbell in 2009. She is a member of the National Association of Collegiate Directors of Athletics (NACDA), the College Athletic Business Management Association (CABMA) and Women Leaders in College Sports.

"I am humbled and grateful for the opportunity to continue leading and serving Campbell Athletics, a place that means so much to me," Bazemore said. "I am committed to continuing our winning tradition both academically and athletically. I look forward to the work ahead with a focus on providing a championship caliber experience for our student-athletes, coaches, staff and the entire Campbell family. The future is bright for Campbell Athletics."



Campbell University President Dr. Brad Creed, Colonial Athletic Association Commissioner Joe D'Antonio, and Campbell AD Hannah Bazemore at Campbell's press conference announcing the University's move to the CAA starting in July 2023.

## University President Dr. J. Bradley Creed



An accomplished leader of mission-driven institutions and a scholar and historian of religion, Dr. J. Bradley Creed began his duties as Campbell University's fifth president July 1, 2015.

"The Campbell education is not just a transaction; it is a transformational learning experience that changes lives," Dr. Creed said during his inaugural address in April 2016. "Our work is not operating an institution of higher education, but our work is transforming lives."

Since his tenure began, Campbell opened only the second engineering school at a private university in North Carolina, opened the state-of-the-art First Citizens Wealth Management Center in the Campbell Business School, received one of its largest gifts in university history to establish The G. Eugene Boyce Center of Advocacy at Campbell Law, received its largest humanities-related grant in university history to start a youth theology institute, and hosted the 2016 and 2019

Big South Men's Basketball Championships.

Previously, Dr. Creed was the provost, executive vice president, and professor of religion at Samford University.

During his 12 years as Samford's provost, he led multiple initiatives, including the launch of the College of Health Sciences in 2013 and the addition of over two-dozen new or enhanced academic programs. He also played a key role in strategic enrollment efforts that improved the size, retention, and academic quality of the undergraduate student body. Samford achieved the highest graduation rate of any college or university in Alabama during his tenure as provost.

Before joining Samford, Dr. Creed was dean, associate dean, and professor of Christian history at Baylor University's George W. Truett Theological Seminary. Earlier in his career, he served as pastor of churches in Texas and Louisiana.

A Jacksonville, Texas, native, Dr. Creed received his Ph.D. and Master of Divinity from Southwestern Baptist Theological Seminary in Fort Worth, Texas, and Bachelor of Arts in Religion from Baylor University.

He and his wife, Kathy, have three children: Caitlin (1987-2007), Charles Vernon, and Carrie Grace.



## 2023-24 Fighting Camel Stats

### Game Records

Record	Overall	Home	Away	Neutral
ALL GAMES	14-18	11-6	3-11	0-1
CONFERENCE	8-10	5-4	3-6	0-0
NON-CONFERENCE	6-8	6-2	0-5	0-1

### Score by Periods

Team	1st	2nd	OT	TOT
Campbell	1080	1164	28	2272
Opponents	1100	1181	26	2307

### Team Box Score

No.	Player				Total		3-Point		F-Throw		Rebounds										PTS	AVG
		GP-GS	MIN	AVG	FG-FGA	FG%	3FG-3FGA	3FG%	FT-FTA	FT%	OFF	DEF	TOT	AVG	PF	DQ	A	TO	BLK	STL		
30	DELL'ORSO, Anthony	32-31	1068:12	33.4	224-455	.492	49-129	.380	127-157	.809	32	175	207	6.5	46	0	60	76	15	51	624	19.5
22	VAISTARAS, Laurynas	32-31	817:27	25.5	132-243	.543	28-66	.424	53-75	.707	36	102	138	4.3	70	0	98	46	5	38	345	10.8
13	SINANI, Jasin	32-20	930:07	29.1	112-240	.467	46-123	.374	63-71	.887	23	112	135	4.2	58	0	75	52	9	25	333	10.4
5	WALSH, Elijah	32-25	741:28	23.2	86-210	.410	29-113	.257	46-59	.780	31	91	122	3.8	82	2	33	35	9	29	247	7.7
0	MOKSECKAS, Gediminas	32-24	885:20	27.7	67-184	.364	36-104	.346	32-51	.627	11	66	77	2.4	53	0	63	53	5	14	202	6.3
11	HARRIS, Omar	13-0	205:30	15.8	18-42	.429	6-17	.353	12-21	.571	2	18	20	1.5	16	0	6	2	0	3	54	4.2
35	KOTOV, Alex	32-2	433:43	13.6	46-101	.455	1-9	.111	28-59	.475	27	65	92	2.9	35	0	35	45	18	9	121	3.8
1	COOK, Tasos	30-12	432:40	14.4	42-83	.506	5-18	.278	23-35	.657	9	25	34	1.1	33	0	24	25	0	12	112	3.7
2	DUGGAN, Colby	31-9	384:13	12.4	34-81	.420	20-56	.357	22-30	.733	13	25	38	1.2	25	0	11	12	3	8	110	3.5
10	GRANT, Mason	24-5	302:56	12.6	30-61	.492	2-7	.286	16-23	.696	15	28	43	1.8	40	0	4	15	12	9	78	3.3
7	GUCOGLU, Efe	3-0	21:08	7.0	2-6	.333	1-5	.200	2-3	.667	1	2	3	1.0	1	0	0	4	0	1	7	2.3
4	BIDWELL, Broc	25-1	224:22	9.0	10-25	.400	7-19	.368	4-5	.800	1	19	20	0.8	21	0	11	3	1	3	31	1.2
12	PEREZ, Sam	8-0	27:54	3.5	3-9	.333	2-7	.286	0-1	.000	0	3	3	0.4	5	0	5	2	0	0	8	1.0
Team											45	63	108							13		
<b>Total</b>		<b>32</b>	<b>6475</b>		<b>806-1740</b>	<b>.463</b>	<b>232-673</b>	<b>.345</b>	<b>428-590</b>	<b>.725</b>	<b>246</b>	<b>794</b>	<b>1040</b>	<b>32.5</b>	<b>485</b>	<b>2</b>	<b>425</b>	<b>383</b>	<b>77</b>	<b>202</b>	<b>2272</b>	<b>71.0</b>
<b>Opponents</b>		<b>32</b>	<b>6475</b>		<b>849-1928</b>	<b>.440</b>	<b>275-825</b>	<b>.333</b>	<b>334-467</b>	<b>.715</b>	<b>349</b>	<b>763</b>	<b>1112</b>	<b>34.8</b>	<b>533</b>	<b>9</b>	<b>439</b>	<b>379</b>	<b>104</b>	<b>210</b>	<b>2307</b>	<b>72.1</b>

### Team Statistics

	CAMPB	OPP
<b>Scoring</b>	<b>2272</b>	<b>2307</b>
Points per game	71.0	72.1
Scoring margin	-1.1	-
<b>Field goals-att</b>	<b>806-1740</b>	<b>849-1928</b>
Field goal pct	.463	.440
<b>3 point fg-att</b>	<b>232-673</b>	<b>275-825</b>
3-point FG pct	.345	.333
3-pt FG made per game	7.3	8.6
<b>Free throws-att</b>	<b>428-590</b>	<b>334-467</b>
Free throw pct	.725	.715
F-Throws made per game	13.4	10.4
<b>Rebounds</b>	<b>1040</b>	<b>1112</b>
Rebounds per game	32.5	34.8
Rebounding margin	-2.3	-
<b>Assists</b>	<b>425</b>	<b>439</b>
Assists per game	13.3	13.7
<b>Turnovers</b>	<b>383</b>	<b>379</b>
Turnovers per game	12.0	11.8
Turnover margin	-0.1	-
Assist/turnover ratio	1.1	1.2
<b>Steals</b>	<b>202</b>	<b>210</b>
Steals per game	6.3	6.6
<b>Blocks</b>	<b>77</b>	<b>104</b>
Blocks per game	2.4	3.3
<b>Winning streak</b>	<b>0</b>	<b>-</b>
Home win streak	2	-
<b>Attendance</b>	<b>21354</b>	<b>35533</b>
Home games-Avg/Game	17-1256	14-2538
Neutral site-Avg/Game	-	1-1883

### Team Results

Date	Opponent		Score	Att.
11/06/2023	Navy	W	59-48	1357
11/11/2023	at East Carolina	L	63-77	4621
11/15/2023	at Virginia Tech	L	44-60	5899
11/20/2023	N.C. Central	Lot	75-78	1109
11/21/2023	Idaho St.	L	55-69	886
11/22/2023	The Citadel	W	65-58	901
11/29/2023	at Jacksonville	L	48-62	456
12/02/2023	Southern Va.	W	87-56	1031
12/06/2023	at Davidson	L	50-62	2223
12/12/2023	Pfeiffer	W	88-59	787
12/14/2023	Saint Augustine's	W	97-48	801
12/18/2023	Morgan St.	W	83-76	871
12/30/2023	at Saint Francis (PA)	L	76-78	603
01/04/2024	at N.C. A&T	L	62-76	1089
01/06/2024	at Hampton	W	80-69	537
01/11/2024	Delaware	L	62-68	1843
01/13/2024	Hofstra	W	69-68	1122
01/18/2024	at William & Mary	W	77-64	2748
01/20/2024	at Towson	L	43-77	2108
01/25/2024	Elon	W	78-68	1813
01/27/2024	Col. of Charleston	L	67-90	1617
02/01/2024	at Elon	W	69-67	2160
02/03/2024	at UNCW	L	74-77	5100
02/08/2024	Northeastern	L	76-86	1024
02/10/2024	Stony Brook	W	95-77	1742
02/15/2024	at Monmouth	L	87-88	1582
02/17/2024	at Drexel	L	66-81	1502
02/22/2024	Hampton	L	68-72	1109
02/26/2024	UNCW	Wot2	105-100	1794
02/29/2024	at Col. of Charleston	L	73-96	4905
03/02/2024	N.C. A&T	W	64-62	1547
03/09/2024	vs Monmouth	L	67-90	1883

## 2022-23 Fighting Camel Results

### Game Records

Record	Overall	Home	Away	Neutral
ALL GAMES	14-18	11-6	3-11	0-1
CONFERENCE	8-10	5-4	3-6	0-0
NON-CONFERENCE	6-8	6-2	0-5	0-1

### Team Results

Date	Opponent		Score	Att.	High Points	High Rebounds
11/06/2023	Navy	W	59-48	1357	(16) MOKSECKAS, Gediminas	(5) GRANT, Mason (5) DELL'ORSO, Anthony
11/11/2023	at East Carolina	L	63-77	4621	(35) DELL'ORSO, Anthony	(8) DELL'ORSO, Anthony
11/15/2023	at Virginia Tech	L	44-60	5899	(10) WALSH, Elijah	(8) DELL'ORSO, Anthony
11/20/2023	N.C. Central	Lot	75-78	1109	(25) DELL'ORSO, Anthony	(8) KOTOV, Alex
11/21/2023	Idaho St.	L	55-69	886	(18) VAISTARAS, Laurynas	(7) VAISTARAS, Laurynas
11/22/2023	The Citadel	W	65-58	901	(13) VAISTARAS, Laurynas	(10) DELL'ORSO, Anthony
11/29/2023	at Jacksonville	L	48-62	456	(19) DELL'ORSO, Anthony	(6) DELL'ORSO, Anthony
12/02/2023	Southern Va.	W	87-56	1031	(16) DUGGAN, Colby	(6) BIDWELL, Broc
12/06/2023	at Davidson	L	50-62	2223	(16) DELL'ORSO, Anthony	(6) DELL'ORSO, Anthony
12/12/2023	Pfeiffer	W	88-59	787	(13) VAISTARAS, Laurynas (13) DELL'ORSO, Anthony	(7) KOTOV, Alex
12/14/2023	Saint Augustine's	W	97-48	801	(13) DELL'ORSO, Anthony	(11) DELL'ORSO, Anthony
12/18/2023	Morgan St.	W	83-76	871	(21) DELL'ORSO, Anthony	(6) VAISTARAS, Laurynas
12/30/2023	at Saint Francis (PA)	L	76-78	603	(20) SINANI, Jasin	(8) MOKSECKAS, Gediminas
01/04/2024	at N.C. A&T	L	62-76	1089	(24) DELL'ORSO, Anthony	(10) DELL'ORSO, Anthony
01/06/2024	at Hampton	W	80-69	537	(19) DELL'ORSO, Anthony	(6) VAISTARAS, Laurynas (6) WALSH, Elijah
01/11/2024	Delaware	L	62-68	1843	(16) SINANI, Jasin	(9) SINANI, Jasin
01/13/2024	Hofstra	W	69-68	1122	(29) DELL'ORSO, Anthony	(13) DELL'ORSO, Anthony
01/18/2024	at William & Mary	W	77-64	2748	(26) DELL'ORSO, Anthony	(8) DELL'ORSO, Anthony
01/20/2024	at Towson	L	43-77	2108	(15) DELL'ORSO, Anthony	(7) SINANI, Jasin
01/25/2024	Elon	W	78-68	1813	(29) DELL'ORSO, Anthony	(9) DELL'ORSO, Anthony
01/27/2024	Col. of Charleston	L	67-90	1617	(21) SINANI, Jasin	(7) SINANI, Jasin
02/01/2024	at Elon	W	69-67	2160	(17) DELL'ORSO, Anthony	(10) DELL'ORSO, Anthony
02/03/2024	at UNCW	L	74-77	5100	(23) DELL'ORSO, Anthony	(6) VAISTARAS, Laurynas (6) DELL'ORSO, Anthony
02/08/2024	Northeastern	L	76-86	1024	(23) DELL'ORSO, Anthony	(7) WALSH, Elijah
02/10/2024	Stony Brook	W	95-77	1742	(24) DELL'ORSO, Anthony	(7) SINANI, Jasin
02/15/2024	at Monmouth	L	87-88	1582	(31) DELL'ORSO, Anthony	(10) WALSH, Elijah (10) DELL'ORSO, Anthony
02/17/2024	at Drexel	L	66-81	1502	(23) DELL'ORSO, Anthony	(8) VAISTARAS, Laurynas
02/22/2024	Hampton	L	68-72	1109	(23) DELL'ORSO, Anthony	(7) SINANI, Jasin (7) DELL'ORSO, Anthony
02/26/2024	UNCW	Wot2	105-100	1794	(34) DELL'ORSO, Anthony	(11) DELL'ORSO, Anthony
02/29/2024	at Col. of Charleston	L	73-96	4905	(21) DELL'ORSO, Anthony	(7) DELL'ORSO, Anthony
03/02/2024	N.C. A&T	W	64-62	1547	(14) SINANI, Jasin (14) DELL'ORSO, Anthony	(11) SINANI, Jasin
03/09/2024	vs Monmouth	L	67-90	1883	(23) DELL'ORSO, Anthony	(5) DELL'ORSO, Anthony

## 2022-23 Points-Rebounds-Assists

Opponent	Date	Score		0	1	2	4	5	7	10	11	12	13	22
				MOKSECKAS, COOK,TASOS	DUGGAN, COL. BIDWELL, BR WALSH, ELIJ GUCOGLU, EF GRANT, MASO HARRIS, OMA PEREZ, SAM SINANI, JAS VAISTARAS,									
Navy	11/06/2023	59-48	W	16-4-3	6-1-1	0-1-0	0-0-0	0-0-0	DNP	11-5-0	DNP	0-1-1	0-2-2	8-4-2
at East Carolina	11/11/2023	63-77	L	4-0-1	2-0-0	0-1-0	DNP	0-0-0	DNP	5-5-0	DNP	DNP	4-3-1	9-2-3
at Virginia Tech	11/15/2023	44-60	L	5-2-2	3-1-0	3-1-1	DNP	10-6-0	DNP	0-3-0	DNP	DNP	5-5-0	3-5-1
N.C. Central	11/20/2023	75-78	Lot	3-5-3	10-3-2	4-3-0	DNP	4-2-0	DNP	10-2-0	DNP	DNP	4-5-2	7-0-0
Idaho St.	11/21/2023	55-69	L	9-4-4	3-0-1	2-2-0	0-0-0	6-3-0	DNP	3-1-0	DNP	DNP	2-4-2	18-7-2
The Citadel	11/22/2023	65-58	W	7-1-2	2-1-0	6-1-1	3-1-1	7-3-3	DNP	2-1-0	DNP	0-0-0	9-3-2	13-3-1
at Jacksonville	11/29/2023	48-62	L	0-0-1	0-1-1	6-0-0	0-0-0	2-5-1	DNP	1-2-0	DNP	DNP	7-2-1	9-2-1
Southern Va.	12/02/2023	87-56	W	3-2-0	8-2-2	16-5-0	0-6-1	4-3-0	0-3-0	12-1-0	DNP	5-1-1	5-3-5	11-3-9
at Davidson	12/06/2023	50-62	L	3-3-0	4-2-1	6-2-0	0-0-0	4-4-0	DNP	4-4-0	DNP	DNP	0-2-1	13-5-3
Pfeiffer	12/12/2023	88-59	W	12-0-0	10-4-2	5-4-0	4-2-1	10-1-1	1-0-0	8-3-0	DNP	0-0-1	6-5-1	13-4-1
Saint Augustine's	12/14/2023	97-48	W	7-3-4	11-2-2	9-0-3	7-1-2	12-2-1	6-0-0	8-5-0	DNP	3-0-1	12-3-4	5-4-5
Morgan St.	12/18/2023	83-76	W	9-1-1	10-3-2	13-2-2	0-1-0	9-3-2	DNP	0-1-0	DNP	DNP	5-0-0	4-6-4
at Saint Francis (PA)	12/30/2023	76-78	L	3-8-0	7-0-0	4-0-0	11-1-0	8-6-0	DNP	0-2-1	DNP	DNP	20-2-3	3-5-3
at N.C. A&T	01/04/2024	62-76	L	4-2-0	0-0-0	2-1-1	0-0-2	7-2-1	DNP	0-1-0	DNP	DNP	10-3-0	13-1-0
at Hampton	01/06/2024	80-69	W	9-1-2	0-0-0	3-0-0	0-0-1	13-6-1	DNP	2-1-0	DNP	DNP	18-5-2	14-6-5
Delaware	01/11/2024	62-68	L	4-3-1	2-1-0	0-0-0	0-1-1	15-5-1	DNP	DNP	DNP	DNP	16-9-3	12-6-4
Hofstra	01/13/2024	69-68	W	3-1-3	0-2-1	7-3-1	0-0-1	2-1-0	DNP	DNP	DNP	DNP	8-4-2	20-8-2
at William & Mary	01/18/2024	77-64	W	5-3-2	2-1-0	0-0-0	0-2-0	12-5-3	DNP	DNP	DNP	DNP	6-6-6	21-5-6
at Towson	01/20/2024	43-77	L	14-4-1	3-1-0	0-2-0	0-2-0	3-3-2	DNP	0-2-0	DNP	0-0-0	3-7-1	5-2-3
Elon	01/25/2024	78-68	W	3-1-5	0-0-0	0-2-0	3-0-0	10-8-1	DNP	DNP	2-0-1	DNP	12-5-4	11-5-1
Col. of Charleston	01/27/2024	67-90	L	0-1-0	6-0-0	10-1-0	3-4-1	7-3-1	DNP	DNP	2-3-0	0-0-1	21-7-2	11-2-4
at Elon	02/01/2024	69-67	W	9-2-1	0-1-0	0-0-0	DNP	14-4-2	DNP	0-0-0	0-1-0	DNP	15-3-5	10-2-3
at UNCW	02/03/2024	74-77	L	4-1-2	0-1-0	0-0-0	DNP	18-5-0	DNP	0-1-0	2-1-0	DNP	14-5-5	13-6-2
Northeastern	02/08/2024	76-86	L	3-1-3	DNP	0-0-0	0-0-0	13-7-2	DNP	2-0-1	4-0-0	DNP	18-2-1	11-6-7
Stony Brook	02/10/2024	95-77	W	11-4-1	2-0-1	0-0-0	0-1-0	14-4-2	DNP	6-0-1	9-2-2	DNP	17-7-4	10-5-10
at Monmouth	02/15/2024	87-88	L	15-1-4	DNP	5-1-0	0-0-0	13-10-2	DNP	0-0-1	4-2-0	DNP	6-3-1	11-5-3
at Drexel	02/17/2024	66-81	L	0-5-5	0-2-1	3-1-0	0-0-0	5-1-0	DNP	0-1-0	2-1-1	DNP	16-3-1	11-8-2
Hampton	02/22/2024	68-72	L	8-6-2	4-2-1	0-1-1	0-0-0	5-4-0	DNP	DNP	7-1-0	DNP	7-7-2	10-2-2
UNCW	02/26/2024	105-100	Wot2	4-2-0	6-1-1	DNP	DNP	15-4-1	DNP	DNP	7-5-1	DNP	27-3-5	10-10-5
at Col. of Charleston	02/29/2024	73-96	L	13-1-3	5-2-2	2-1-1	0-0-0	3-3-1	DNP	2-2-0	9-3-1	DNP	5-2-2	13-4-1
N.C. A&T	03/02/2024	64-62	W	12-3-4	4-0-3	0-1-0	DNP	0-6-3	DNP	2-0-0	3-0-0	DNP	14-11-3	13-3-2
vs Monmouth	03/09/2024	67-90	L	0-2-3	2-0-0	4-2-0	0-0-0	2-3-2	DNP	DNP	3-1-0	0-1-0	21-4-2	10-2-1

Opponent	Date	Score		30	35
				DELL'ORSO, KOTOV,ALEX	
Navy	11/06/2023	59-48	W	14-5-1	4-4-0
at East Carolina	11/11/2023	63-77	L	35-8-1	4-4-1
at Virginia Tech	11/15/2023	44-60	L	6-8-4	9-4-2
N.C. Central	11/20/2023	75-78	Lot	25-4-2	8-8-1
Idaho St.	11/21/2023	55-69	L	9-1-2	3-2-2
The Citadel	11/22/2023	65-58	W	10-10-3	6-4-3
at Jacksonville	11/29/2023	48-62	L	19-6-0	4-2-0
Southern Va.	12/02/2023	87-56	W	13-4-0	10-2-1
at Davidson	12/06/2023	50-62	L	16-6-3	0-2-1
Pfeiffer	12/12/2023	88-59	W	13-6-4	6-7-0
Saint Augustine's	12/14/2023	97-48	W	13-11-4	4-4-1
Morgan St.	12/18/2023	83-76	W	21-4-1	12-5-2
at Saint Francis (PA)	12/30/2023	76-78	L	12-5-3	8-4-2
at N.C. A&T	01/04/2024	62-76	L	24-10-3	2-1-0
at Hampton	01/06/2024	80-69	W	19-2-1	2-3-0
Delaware	01/11/2024	62-68	L	13-2-0	0-2-2
Hofstra	01/13/2024	69-68	W	29-13-0	0-0-1
at William & Mary	01/18/2024	77-64	W	26-8-1	5-2-3
at Towson	01/20/2024	43-77	L	15-4-1	0-3-1
Elon	01/25/2024	78-68	W	29-9-1	8-5-2
Col. of Charleston	01/27/2024	67-90	L	7-3-0	0-0-0
at Elon	02/01/2024	69-67	W	17-10-3	4-5-2
at UNCW	02/03/2024	74-77	L	23-6-0	0-2-1
Northeastern	02/08/2024	76-86	L	23-6-1	2-1-0
Stony Brook	02/10/2024	95-77	W	24-5-4	2-3-5
at Monmouth	02/15/2024	87-88	L	31-10-2	2-5-0
at Drexel	02/17/2024	66-81	L	23-4-2	6-1-0
Hampton	02/22/2024	68-72	L	23-7-5	4-3-0
UNCW	02/26/2024	105-100	Wot2	34-11-2	2-1-1
at Col. of Charleston	02/29/2024	73-96	L	21-7-1	0-1-0
N.C. A&T	03/02/2024	64-62	W	14-7-3	2-2-1
vs Monmouth	03/09/2024	67-90	L	23-5-2	2-0-0



2022-23 Team Stats

CAMPBELL

Opponent	Date	Score		Total		3-Pointers		Free throws		Rebounds				PF	A	TO	BLK	STL	PTS	AVG
				FG-FGA	PCT	3FG-3FGA	PCT	FT-FTA	PCT	OFF	DEF	TOT	AVG							
Navy	11/06/2023	59-48	W	21-40	.525	2-9	.222	15-22	.682	8	26	34	34.0	13	10	14	2	6	59	59.0
at East Carolina	11/11/2023	63-77	L	19-41	.463	4-14	.286	21-28	.750	2	23	25	29.5	14	7	16	1	4	63	61.0
at Virginia Tech	11/15/2023	44-60	L	14-51	.275	5-19	.263	11-16	.688	14	24	38	32.3	13	10	16	3	4	44	55.3
N.C. Central	11/20/2023	75-78	Lot	26-53	.491	5-15	.333	18-29	.621	8	27	35	33.0	17	10	15	8	7	75	60.3
Idaho St.	11/21/2023	55-69	L	20-45	.444	6-15	.400	9-11	.818	10	18	28	32.0	16	13	19	3	9	55	59.2
The Citadel	11/22/2023	65-58	W	23-51	.451	9-21	.429	10-14	.714	7	22	29	31.5	14	16	5	2	4	65	60.2
at Jacksonville	11/29/2023	48-62	L	15-44	.341	5-22	.227	13-20	.650	4	19	23	30.3	15	5	14	1	7	48	58.4
Southern Va.	12/02/2023	87-56	W	31-58	.534	9-28	.321	16-20	.800	11	25	36	31.0	15	19	11	2	10	87	62.0
at Davidson	12/06/2023	50-62	L	21-54	.389	4-25	.160	4-12	.333	5	30	35	31.4	14	9	10	2	4	50	60.7
Pfeiffer	12/12/2023	88-59	W	32-66	.485	2-18	.111	22-26	.846	11	27	38	32.1	20	11	8	6	12	88	63.4
Saint Augustine's	12/14/2023	97-48	W	36-55	.655	13-25	.520	12-18	.667	5	33	38	32.6	11	27	11	2	11	97	66.5
Morgan St.	12/18/2023	83-76	W	28-53	.528	7-19	.368	20-28	.714	10	22	32	32.6	18	14	12	4	7	83	67.8
at Saint Francis (PA)	12/30/2023	76-78	L	23-57	.404	8-21	.381	22-25	.880	7	26	33	32.6	20	12	12	1	4	76	68.5
at N.C. A&T	01/04/2024	62-76	L	18-53	.340	8-23	.348	18-19	.947	9	19	28	32.3	14	7	10	4	6	62	68.0
at Hampton	01/06/2024	80-69	W	27-55	.491	8-21	.381	18-24	.750	4	27	31	32.2	21	12	12	1	10	80	68.8
Delaware	01/11/2024	62-68	L	23-58	.397	8-21	.381	8-12	.667	9	22	31	32.1	13	12	13	1	7	62	68.4
Hofstra	01/13/2024	69-68	W	22-52	.423	7-25	.280	18-21	.857	4	33	37	32.4	12	11	8	4	3	69	68.4
at William & Mary	01/18/2024	77-64	W	34-55	.618	4-16	.250	5-11	.455	7	28	35	32.6	16	21	8	0	5	77	68.9
at Towson	01/20/2024	43-77	L	17-53	.321	3-16	.188	6-10	.600	10	22	32	32.5	14	9	15	0	6	43	67.5
Elon	01/25/2024	78-68	W	30-59	.508	8-25	.320	10-14	.714	12	25	37	32.8	18	15	14	4	8	78	68.1
Col. of Charleston	01/27/2024	67-90	L	25-45	.556	7-15	.467	10-14	.714	2	25	27	32.5	10	9	21	3	3	67	68.0
at Elon	02/01/2024	69-67	W	28-67	.418	9-29	.310	4-5	.800	10	23	33	32.5	18	16	12	3	10	69	68.0
at UNCW	02/03/2024	74-77	L	27-56	.482	9-20	.450	11-15	.733	9	23	32	32.5	15	10	5	0	5	74	68.3
Northeastern	02/08/2024	76-86	L	24-50	.480	9-24	.375	19-27	.704	8	19	27	32.3	16	15	15	3	5	76	68.6
Stony Brook	02/10/2024	95-77	W	38-59	.644	10-21	.476	9-19	.474	8	28	36	32.4	16	30	9	2	6	95	69.7
at Monmouth	02/15/2024	87-88	L	27-55	.491	9-17	.529	24-29	.828	10	30	40	32.7	15	13	18	6	3	87	70.3
at Drexel	02/17/2024	66-81	L	26-66	.394	5-21	.238	9-13	.692	10	19	29	32.6	16	12	6	3	11	66	70.2
Hampton	02/22/2024	68-72	L	24-64	.375	9-28	.321	11-16	.688	8	26	34	32.6	17	13	7	1	5	68	70.1
UNCW	02/26/2024	105-100	Wot2	38-70	.543	10-25	.400	19-25	.760	9	32	41	32.9	19	16	9	1	5	105	71.3
at Col. of Charleston	02/29/2024	73-96	L	26-53	.491	11-24	.458	10-12	.833	5	25	30	32.8	11	12	19	2	5	73	71.4
N.C. A&T	03/02/2024	64-62	W	24-59	.407	11-30	.367	5-7	.714	5	30	35	32.9	11	19	6	0	3	64	71.1
vs Monmouth	03/09/2024	67-90	L	19-43	.442	8-21	.381	21-28	.750	5	16	21	32.5	13	10	13	2	7	67	71.0
<b>Total</b>		<b>2272</b>		<b>806-1740</b>	<b>.463</b>	<b>232-673</b>	<b>.345</b>	<b>428-590</b>	<b>.725</b>	<b>246</b>	<b>794</b>	<b>1040</b>	<b>32.5</b>	<b>485</b>	<b>425</b>	<b>383</b>	<b>77</b>	<b>202</b>	<b>2272</b>	<b>71.0</b>
Opponents		2307		849-1928	.440	275-825	.333	334-467	.715	349	763	1112	34.8	533	439	379	104	210	2307	72.1

OPPONENTS

Opponent	Date	Score		Total		3-Pointers		Free throws		Rebounds				PF	A	TO	BLK	STL	PTS	AVG
				FG-FGA	PCT	3FG-3FGA	PCT	FT-FTA	PCT	OFF	DEF	TOT	AVG							
Navy	11/06/2023	59-48	W	19-56	.339	4-22	.182	6-9	.667	12	15	27	27.0	20	6	12	3	6	48	48.0
at East Carolina	11/11/2023	63-77	L	30-63	.476	9-29	.310	8-11	.727	12	22	34	30.5	25	17	11	2	14	77	62.5
at Virginia Tech	11/15/2023	44-60	L	22-58	.379	4-19	.211	12-15	.800	9	25	34	31.7	11	14	7	3	6	60	61.7
N.C. Central	11/20/2023	75-78	Lot	30-69	.435	9-29	.310	9-15	.600	16	24	40	33.8	23	12	15	2	10	78	65.8
Idaho St.	11/21/2023	55-69	L	25-59	.424	7-29	.241	12-15	.800	17	16	33	33.6	12	17	11	5	9	69	66.4
The Citadel	11/22/2023	65-58	W	21-48	.438	8-25	.320	8-10	.800	7	24	31	33.2	15	10	9	1	2	58	65.0
at Jacksonville	11/29/2023	48-62	L	21-48	.438	5-20	.250	15-17	.882	9	26	35	33.4	21	11	17	3	10	62	64.6
Southern Va.	12/02/2023	87-56	W	17-49	.347	6-22	.273	16-18	.889	9	19	28	32.8	13	13	19	1	8	56	63.5
at Davidson	12/06/2023	50-62	L	21-56	.375	6-25	.240	14-19	.737	9	33	42	33.8	13	10	8	2	6	62	63.3
Pfeiffer	12/12/2023	88-59	W	21-58	.362	5-18	.278	12-24	.500	14	26	40	34.4	20	12	22	6	2	59	62.9
Saint Augustine's	12/14/2023	97-48	W	20-54	.370	3-20	.150	5-8	.625	4	17	21	33.2	15	10	17	1	4	48	61.5
Morgan St.	12/18/2023	83-76	W	30-61	.492	3-15	.200	13-16	.813	11	18	29	32.8	25	12	11	1	5	76	62.8
at Saint Francis (PA)	12/30/2023	76-78	L	24-52	.462	13-26	.500	17-27	.630	7	26	33	32.8	18	16	12	8	7	78	63.9
at N.C. A&T	01/04/2024	62-76	L	29-61	.475	9-25	.360	9-11	.818	14	26	40	33.4	14	11	12	3	3	76	64.8
at Hampton	01/06/2024	80-69	W	25-59	.424	10-21	.476	9-20	.450	14	26	40	33.8	15	12	20	3	6	69	65.1
Delaware	01/11/2024	62-68	L	27-55	.491	6-22	.273	8-12	.667	7	27	34	33.8	13	11	14	6	8	68	65.3
Hofstra	01/13/2024	69-68	W	27-65	.415	8-26	.308	6-11	.545	8	29	37	34.0	12	11	7	1	5	68	65.4
at William & Mary	01/18/2024	77-64	W	22-53	.415	12-28	.429	8-15	.533	8	17	25	33.5	16	14	11	1	4	64	65.3
at Towson	01/20/2024	43-77	L	28-65	.431	11-26	.423	10-15	.667	18	29	47	34.2	14	19	10	6	7	77	65.9
Elon	01/25/2024	78-68	W	23-59	.390	9-26	.346	13-18	.722	14	19	33	34.2	14	13	13	1	9	68	66.1
Col. of Charleston	01/27/2024	67-90	L	36-69	.522	12-39	.308	6-7	.857	9	22	31	34.0	18	16	6	1	9	90	67.2
at Elon	02/01/2024	69-67	W	23-55	.418	6-22	.273	15-17	.882	9	27	36	34.1	11	11	15	5	6	67	67.2
at UNCW	02/03/2024	74-77	L	27-58	.466	15-40	.375	8-11	.727	10	23	33	34.0	17	20	8	4	3	77	67.6
Northeastern	02/08/2024	76-86	L	31-55	.564	14-25	.560	10-12	.833	6	21	27	33.8	22	17	11	3	9	86	68.4
Stony Brook	02/10/2024	95-77	W	28-67	.418	11-28	.393	10-17	.588	14	19	33	33.7	16	13	10	2	2	77	68.7
at Monmouth	02/15/2024	87-88	L	35-78	.449	9-29	.310	9-17	.529	16	21	37	33.8	24	12	9	5	15	88	69.5
at Drexel	02/17/2024	66-81	L	28-60	.467	14-31	.452	11-14	.786	11	29	40	34.1	18	19	14	7	3	81	69.9
Hampton	02/22/2024	68-72	L	25-61	.410	6-22	.273	16-20	.800	11	35	46	34.5	15	9	12	6	3	72	70.0
UNCW	02/26/2024	105-100	Wot2	36-73	.493	9-27	.333	19-23	.826	8	24	32	34.4	18	12	9	2	6	100	71.0
at Col. of Charleston	02/29/2024	73-96	L	37-75	.493	15-38	.395	7-9	.778	14	23	37	34.5	13	26	10	5	12	96	71.8
N.C. A&T	03/02/2024	64-62	W	24-62	.387	9-27	.333	5-5	1.000	8	32	40	34.7	11	11	8	2	5	62	71.5
vs Monmouth	03/09/2024	67-90	L	37-67	.552	8-24	.333	8-9	.889	14	23	37	34.8	21	22	9	3	6	90	



## Home/Road Results: 1959-2023

<b>1959-60</b> Home (Overall) .....10-1 Carter Gym.....10-1 Away.....6-6 Neutral.....0-0	<b>1973-74</b> Home (Overall) .....5-9 Carter Gym.....4-8 Fayetteville (CCCC) .....1-1 Away.....3-10 Neutral.....1-0	<b>1985-86</b> Home (Overall) .....5-7 Carter Gym.....2-1 Fayetteville (CCCC) .....3-6 Away.....2-10 Neutral.....1-2	<b>1998-99</b> Home (Overall) .....7-5 Carter Gym.....7-4 Fayetteville (Crown) .....0-1 Away.....2-12 Neutral.....0-1	<b>2014-15</b> Home (Gore Arena) .....9-6 Away.....1-15 Neutral.....0-1
<b>1960-61</b> Home (Overall) .....8-2 Away.....5-5 Neutral.....3-0	<b>1974-75</b> Home (Overall) .....11-0 Carter Gym.....9-0 Fayetteville (CCCC) .....2-0 Away.....11-6 Neutral.....3-0	<b>1986-87</b> Home (Overall) .....11-3 Carter Gym.....5-1 Fayetteville (CCCC) .....6-2 Away.....5-8 Neutral.....1-2	<b>1999-00</b> Home (Overall) .....6-8 Carter Gym.....6-7 Fayetteville (CCCC) .....0-1 Away.....6-7 Neutral.....0-1	<b>2015-16</b> Home (Gore Arena) .....7-10 Away.....5-8 Neutral.....0-0
<b>1961-62</b> Home (Overall) .....8-2 Carter Gym.....8-2 Away.....8-5 Neutral.....0-0	<b>1975-76</b> Home (Overall) .....14-0 Carter Gym.....11-0 Fayetteville (CCCC) .....3-0 Away.....8-3 Neutral.....1-1	<b>1987-88</b> Home (Overall) .....8-5 Carter Gym.....7-2 Fayetteville (CCCC) .....1-3 Away.....2-10 Neutral.....1-1	<b>2000-01</b> Carter Gym.....4-7 Away.....3-13 Neutral.....0-1	<b>2016-17</b> Home (Gore Arena) .....11-8 Away.....5-9 Neutral.....3-1
<b>1962-63</b> Home (Overall) .....8-4 Carter Gym.....8-4 Away.....3-9 Neutral.....0-0	<b>1976-77 #</b> Home (Overall) .....13-5 Carter Gym.....8-3 Fayetteville (CCCC) .....3-2 South Johnston HS .....2-0 Away.....5-3 Neutral.....5-2	<b>1988-89</b> Home (Overall) .....13-2 Carter Gym.....8-0 Fayetteville (CCCC) .....5-2 Away.....4-9 Neutral.....1-1	<b>2001-02</b> Carter Gym.....7-6 Away.....1-13 Neutral.....0-0	<b>2017-18</b> Home (Gore Arena) .....14-4 Away.....4-11 Neutral.....0-1
<b>1963-64</b> Home (Overall) ..... Carter Gym..... Away..... Neutral.....	<b>1977-78</b> Home (Overall) .....5-3 Carter Gym.....1-0 Fayetteville (CCCC) .....3-2 Harnett Central .....1-1 Away.....4-12 Neutral.....0-0	<b>1989-90</b> Home (Overall) .....11-2 Carter Gym.....6-2 Fayetteville (CCCC) .....5-0 Away.....4-9 Neutral.....0-2	<b>2002-03</b> Home (Overall) .....5-9 Carter Gym.....5-8 Fayetteville (Crown) .....0-1 Away.....0-13 Neutral.....0-0	<b>2018-19</b> Home (Gore Arena) .....12-4 Away.....5-8 Neutral.....3-1
<b>1964-65</b> Home (Overall) .....6-6 Carter Gym.....6-6 Away.....5-10 Neutral.....0-0	<b>1978-79</b> Home (Overall) .....9-4 Carter Gym.....5-1 Raleigh (RCC) .....3-2 Harnett Central .....1-1 Away.....4-12 Neutral.....0-1	<b>1990-91</b> Home (Overall) .....7-7 Carter Gym.....6-2 Fayetteville (CCCC) .....1-5 Away.....2-10 Neutral.....0-2	<b>2003-04</b> Home (Overall) .....3-9 Carter Gym.....3-9 Away.....0-15 Neutral.....0-0	<b>2019-20</b> Home (Gore Arena) .....8-5 Away.....6-10 Neutral.....1-1
<b>1965-66</b> Home (Overall) .....6-5 Carter Gym.....6-5 Away.....4-10 Neutral.....0-0	<b>1979-80</b> Home (Overall) .....8-4 Carter Gym.....5-0 Raleigh (RCC) .....1-4 Harnett Central .....2-0 Away.....6-8 Neutral.....1-0	<b>1991-92</b> Home (Overall) .....9-4 Carter Gym.....7-2 Fayetteville (CCCC) .....2-2 Away.....6-6 Neutral.....4-2	<b>2004-05</b> Home (Overall) .....1-10 Carter Gym.....1-10 Away.....1-15 Neutral.....0-0	<b>2020-21</b> Home (Gore Arena) .....9-3 Away.....6-7 Neutral.....2-0
<b>1966-67</b> Home (Overall) .....5-6 Carter Gym.....5-6 Away.....4-8 Neutral.....1-3	<b>1980-81</b> Home (Overall) .....10-5 Carter Gym.....8-2 Raleigh (RCC) .....2-3 Away.....1-10 Neutral.....0-1	<b>1992-93</b> Home (Overall) .....7-6 Carter Gym.....5-5 Fayetteville (CCCC) .....2-1 Away.....5-7 Neutral.....0-2	<b>2005-06</b> Home (Overall) .....5-8 Carter Gym.....5-8 Away.....5-9 Neutral.....0-1	<b>2021-22</b> Home (Gore Arena) .....9-4 Away.....5-8 Neutral.....2-1
<b>1967-68</b> Home (Overall) .....11-1 Carter Gym.....11-1 Away.....5-9 Neutral.....0-0	<b>1981-82</b> Home (Overall) .....9-3 Carter Gym.....7-1 Raleigh (RCC) .....2-2 Away.....1-11 Neutral.....1-2	<b>1993-94</b> Home (Overall) .....12-1 Carter Gym.....10-0 Fayetteville (CCCC) .....2-1 Away.....6-7 Neutral.....2-1	<b>2006-07</b> Home (Overall) .....12-3 Carter Gym.....12-3 Away.....1-13 Neutral.....1-1	<b>2022-23</b> Home (Gore Arena) .....8-6 Away.....4-10 Neutral.....4-2
<b>1968-69</b> Home (Overall) .....12-2 Carter Gym.....10-2 Fayetteville (CCCC) .....2-0 Away.....7-7 Neutral.....1-1	<b>1982-83</b> Home (Overall) .....8-5 Carter Gym.....6-1 Fayetteville (CCCC) .....2-4 Away.....1-11 Neutral.....2-1	<b>1994-95</b> Home (Overall) .....6-7 Carter Gym.....5-3 Fayetteville (CCCC) .....1-4 Away.....2-11 Neutral.....0-0	<b>2007-08</b> Home (Overall) .....7-8 Carter Gym.....7-8 Away.....3-11 Neutral.....0-1	<b>2023-24</b> Home (Gore Arena) .....11-6 Away.....3-11 Neutral.....0-1
<b>1969-70</b> Home (Overall) .....14-2 Carter Gym.....10-1 Fayetteville (CCCC) .....3-1 Cape Fear High School ..1-0 Away.....10-4 Neutral.....0-1	<b>1983-84</b> Home (Overall) .....9-3 Carter Gym.....0-0 Fayetteville (CCCC) .....9-3 Away.....1-14 Neutral.....0-1	<b>1995-96</b> Home (Overall) .....9-4 Carter Gym.....9-3 Fayetteville (CCCC) .....0-1 Away.....8-6 Neutral.....0-1	<b>2008-09</b> Home (Gore Arena) .....10-4 Away.....4-10 Neutral.....0-2	<b>Overall Results:</b> Home (Overall) .....531-295 (.642) Gore Arena (2008-)... 155-87 (.640) Carter Gym ('59-'08)301-151 (.665) Fayetteville (Crown) .....1-3 (.250) Fayetteville (CCCC) .....64-52 (.552) Raleigh (RCC) .....8-11 (.421) Harnett Central HS .....4-2 (.667) South Johnston HS .....2-0 (1.000) Cape Fear HS .....1-0 (1.000) Away.....269-597 (.312) Neutral.....53-60 (.473) # Joined NCAA Division I
<b>1970-71</b> Home (Overall) .....7-4 Carter Gym.....5-4 Fayetteville (CCCC) .....2-0 Away.....5-8 Neutral.....3-0	<b>1984-85</b> Home (Overall) .....4-7 Carter Gym.....1-0 Fayetteville (CCCC) .....3-7 Away.....1-13 Neutral.....0-2	<b>1996-97</b> Home (Overall) .....7-4 Carter Gym.....7-3 Fayetteville (CCCC) .....0-1 Away.....4-10 Neutral.....0-2	<b>2009-10</b> Home (Gore Arena) .....12-3 Away.....7-7 Neutral.....0-1	<b>2010-11</b> Home (Gore Arena) .....7-7 Away.....4-10 Neutral.....1-2
<b>1971-72</b> Home (Overall) .....10-4 Carter Gym.....8-2 Fayetteville (CCCC) .....2-2 Away.....7-7 Neutral.....1-0	<b>1997-98</b> Home (Overall) .....7-8 Carter Gym.....6-7 Fayetteville (Crown) .....1-1 Away.....3-9 Neutral.....0-0	<b>2011-12</b> Home (Gore Arena) .....11-2 Away.....6-12 Neutral.....0-1	<b>2012-13</b> Home (Gore Arena) .....8-8 Away.....4-9 Neutral.....1-3	<b>2013-14</b> Home (Gore Arena) .....9-7 Away.....3-12 Neutral.....0-1

# Year-by-Year Results: 1951-1960

## Key To Abbreviations

A	Road game on home floor
AA	Allen Arena (Nashville, TN)
ACC	Asheville (NC) Civic Center
ACO	Anderson Co. (SC) Civic Center
AUB	Auburn (AL) Arena
BC	Birmingham (AL) Coliseum
BCA	Brown Co. Arena (Green Bay, WI)
BSU	BSU Pavilion (Boise, ID)
CCCC	Cumberland Co. Civic Center (Fayetteville, NC)
Crown	Crown Coliseum (Fayetteville, NC)
CD	Cajundome (Lafayette, LA)
CFA	Central Florida Arena (Orlando, FL)
CFHS	Cape Fear HS (Fayetteville, NC)
CSC	Corbett Sports Center (Greensboro, NC)
EC	Edmunds Center (DeLand, FL)
FGC	Alico Arena (Ft. Myers, FL)
GHS	Grimsley High School
GSO	Greensboro (NC) Coliseum
GSU	Georgia State Sports Arena (Atlanta, GA)
H	Home (Carter Gymnasium)
HC	Harnett Central HS (Lillington, NC)
JAX	Jacksonville (FL) Civic Center
JC	Johnson City, TN
JF	Jenkins Fieldhouse (Lakeland, FL)
JKA	John Kresse Arena (Charleston, SC)
JMU	James Madison Convocation Center (Harrisonburg, VA)
KAKC	Kemper Arena, Kansas City
KA	Kimmel Arena (Asheville, NC)
LC	Littlejohn Coliseum (Clemson, NC)
LEE	Leede Arena (Hanover, NH)
MBCC	Myrtle Beach (SC) Civic Center
MC	Memorial Center (Johnson City, TN)
MFH	McAlister Field House (Charleston, SC)
MO	Mount Olive, NC (College Hall)
MON	Montego Bay, Jamaica (Convention Centre)
NC	North Charleston (SC) Coliseum
NCW	UNC Wilmington (Trask Coliseum)
NUCF	New UCF Arena (Orlando, FL)
OM	The Omni (Atlanta, GA)
RCC	Raleigh (NC) Civic Center
SAV	Savannah (GA) Civic Center
STP	McArthur Center (St. Petersburg, FL)
TC	Towson (MD) Center
THC	The THC Center (Conway, SC)
TM	Thomas & Mack Center (Las Vegas, NV)
UC	University Center (Macon, GA)
UCF	Central Florida Gym (Orlando, FL)
VCC	Valencia Community College (Orlando, FL)
VG	Varsity Gym (Muncie, IN)

### 1951-52 (Won, 18 Lost, 6)

#### Coach Earl Smith

Nov. 10	Sanford	H	W	62-59
	Sanford	A	W	57-55
	Cherry Point	L		38-50
	Erwin Auditorium	W		78-64
	Pembroke	H	W	75-56
	Pembroke	A	W	75-63
	Edwards Mil. Inst.	W		70-34
	Cherry Point	L		47-53
	Wake Forest	L		51-82
	Pfeiffer	W		74-50
Jan. 9	Red Springs	H	W	82-47
Jan. 14	Presbyterian JC	H	W	75-47
	Louisburg	W		61-40
Jan. 19	Oak Ridge	H	W	81-54
	Red Springs	A	W	69-50
	Pfeiffer	W		82-51
	Louisburg	L		39-47
	Oak Ridge	A	W	67-62
	UNC Wilmington	H	W	96-62
	Presbyterian JC	A	W	79-51
	Wingate	L		68-69
	Edwards Mil. Inst.	W		96-51
	UNC Wilmington	A	W	57-55
Feb. 14	Wake Forest	H	L	78-79
				<b>1657-1331</b>

### 1952-53 (Won, 11 Lost, 14)

#### Coach Earl Smith

Nov. 8	525 MI	H	L	63-76
--------	--------	---	---	-------

Nov. 15	Cherry Point	H	L	82-111
Nov. 25	525 MI	A	L	46-75
Dec. 5	Erwin Auditorium	H	W	75-74
Dec. 6	Camp Le Jeune	A	L	61-97
Dec. 9	Presbyterian JC	A	W	86-53
Dec. 12	Pfeiffer	A	L	63-71
	Chowan	W		92-68
Jan. 8	Camp Le Jeune	H	L	65-105
Jan. 10	Oak Ridge	H	L	68-75
Jan. 12	Louisburg	A	L	69-72
Jan. 15	Pfeiffer	H	W	92-65
Jan. 17	UNC Wilmington	A	L	71-75
Jan. 20	Edwards Mil. Inst.	H	W	66-53
Jan. 24	Chowan	W		83-76
	Oak Ridge	A	L	68-78
Jan. 29	Presbyterian JC	H	W	96-39
Feb. 3	Louisburg	H	W	90-77
Feb. 6	Belmont-Abbey	H	W	90-70
Feb. 7	Wingate	A	L	83-105
Feb. 10	Edwards Mil. Inst.	A	W	62-54
Feb. 14	UNC Wilmington	H	W	83-77
Feb. 17	Wingate	H	L	85-105
Feb. 20	Wake Forest JV	H	L	62-63
Feb. 21	Cherry Point	A	L	72-86
				1853-1900

### Fred McCall

(1953-69)

Senior College Record: 98-91 / 8 years

Overall Record: 231-147 / 16 years

### 1953-54 (Won, 17 Lost, 6)

#### Coach Fred McCall

Nov. 5	66th Sig BN Corps	H	W	68-44
	525 MIS Gp	W		76-49
	Wingate	A	L	69-82
Nov. 23	Pembroke	A	W	60-47
Dec. 1	Hospital Corp	A	L	51-70
Dec. 7	Presbyterian JC	H	W	99-54
Dec. 9	Louisburg	A	W	86-78
Dec. 12	Pfeiffer	A	W	114-86
Dec. 14	Pembroke	H	W	75-52
Dec. 16	Wake Forest Frosh	A	L	73-88
Jan. 8	Presbyterian JC	A	W	111-42
Jan. 9	Louisburg	H	W	75-67
Jan. 11	Edwards Mil. Inst.	H	W	75-57
Jan. 15	Oak Ridge	A	L	77-94
Jan. 19	UNC Wilmington	A	L	74-83
Jan. 29	Gardner-Webb	W		100-69
Jan. 30	Chowan	A	L	78-80
Feb. 2	UNC Wilmington	H	W	99-73
Feb. 6	Wingate	H	W	77-73
Feb. 8	Edwards Mil. Inst.	A	W	83-64
Feb. 12	Oak Ridge	H	W	75-57
	Wake Forest JV	L		69-79
Feb. 15	Chowan	H	W	70-63
Feb. 17	Pfeiffer	H	W	99-82
				1933-1633

### 1954-55 (Won, 23 Lost, 3)

#### Coach Fred McCall

Feb. 17	Presbyterian JC	H	W	103-79
Feb. 18	Wingate	H	W	104-70
	Edwards Mil. Inst.	W		82-67
	Pembroke	W		92-66
	High Point	W		71-56
	Wake Forest	L		70-89
	Pembroke	W		79-51
	Presbyterian JC	W		111-69
	Louisburg	W		94-73
	Pfeiffer	W		94-87
	North Carolina JV	L		79-105
	High Point	W		80-50
	Chowan	W		104-64

Presbyterian JC	W		89-75
Edwards Mil. Inst.	W		88-62
UNC Charlotte	W		76-30
Oak Ridge	W		86-65
UNC Wilmington	W		94-80
Louisburg	W		85-63
Pfeiffer	W		91-88
UNC Wilmington	W		72-63
Wingate	W		77-56
Edwards Mil. Inst.	W		86-84
North Carolina	L		73-88
Oak Ridge	W		98-75
Wingate	W		80-74
			2258-1829

### 1955-56 (Won, 23 Lost, 2)

#### Coach Fred McCall

Nov. 14	Pembroke	A	W	76-51
Nov. 18	East Carolina	H	W	86-59
Nov. 21	Raleigh	H	W	80-34
Nov. 29	Pembroke	H	W	88-82
Dec. 2	UNC Charlotte	H	W	107-66
Dec. 7	Edwards Mil. Inst.	A	L	82-83
Dec. 9	Louisburg	A	W	107-79
Dec. 10	Atlantic Christian	A	W	91-84
Dec. 15	Wingate	H	W	99-80
Jan. 5	High Point	H	W	89-76
Jan. 7	Chowan	A	W	85-75
Jan. 9	UNC Wilmington	H	W	117-82
Jan. 14	Louisburg	H	L	93-106
Jan. 20	Chowan	H	W	84-78
Jan. 21	High Point	A	W	106-91
Jan. 28	UNC Wilmington	A	W	77-73
Jan. 30	Oak Ridge	A	W	84-83
Feb. 1	Presbyterian JC	H	W	100-71
Feb. 3	Wingate	A	W	95-80
Feb. 4	UNC Charlotte	A	W	109-88
Feb. 7	Edwards Mil. Inst.	H	W	106-88
Feb. 10	Oak Ridge	H	W	110-95
Feb. 16	#UNC Wilmington	A	W	88-60
Feb. 17	#Edwards Mil. Inst.	N	W	87-80
Feb. 18	#Chowan	N	W	89-70
	#NCJCAA Tournament held in Wilmington			2335-1914

### 1956-57 (Won, 9 Lost, 11)

#### Coach Fred McCall

Dec. 1	Presbyterian JC	A	L	72-85
Dec. 3	Southeastern Seminary	H	W	106-79
Dec. 7	Louisburg	A	L	70-87
Dec. 12	Edwards Mil. Inst.	H	W	89-73
Dec. 14	Wake Forest Frosh	H	L	75-84
Dec. 19	North Greenville	A	L	74-78
Dec. 20	Gardner-Webb	A	W	64-61
Jan. 5	Presbyterian JC	H	W	70-65
Jan. 8	UNC Wilmington	H	L	79-81
Jan. 11	Louisburg	H	L	75-83
Jan. 12	Chowan	H	W	78-68
Jan. 15	Wake Forest Frosh	A	L	71-81
Jan. 26	Wingate	A	L	81-91
Jan. 30	UNC Wilmington	A	L	76-80
Jan. 31	Oak Ridge	H	W	84-70
Feb. 1	Chowan	A	W	75-68
Feb. 2	North Greenville	H	L	74-75
Feb. 5	Wingate	H	W	79-62
Feb. 9	Edwards Mil. Inst.	A	L	42-71
Feb. 11	Oak Ridge	A	W	72-67
				1506-1509

### 1957-58 (Won, 17 Lost, 7)

#### Coach Fred McCall

Nov. 22	Fort Bragg	A	W	136-132
Nov. 26	Southeastern Seminary	A	W	75-58
Dec. 4	Presbyterian JC	A	W	106-70

Dec. 6	North Greenville	A	L	76-82
Dec. 7	Wingate	A	W	86-78
Dec. 10	Edwards Mil. Inst.	A	L	84-86
Dec. 12	Louisburg	L		70-73
Dec. 14	Wingate	H	W	86-60
Dec. 17	Oak Ridge	A	L	72-74
Dec. 19	Chowan	H	W	75-49
Jan. 7	Pembroke	H	W	102-72
Jan. 11	Oak Ridge	H	W	93-62
	Louisburg	W		83-72
	Wake Forest	A	W	72-65
Jan. 16	UNC Wilmington	H	W	76-68
Jan. 18	Presbyterian JC	H	W	93-59
Jan. 25	UNC Wilmington	A	W	83-78
	Southeastern Seminary	H	W	75-58
Feb. 1	Chowan	A	W	69-61
Feb. 3	Edwards Mil. Inst.	H	W	102-89
Feb. 7	Wingate	A	L	69-73
Feb. 10	Wake Forest Frosh	H	L	70-86
Feb. 13	Edwards Mil. Inst.	H	W	61-56
	Oak Ridge	H	L	67-71
				1981-1732

### 1958-59 (Won, 12 Lost, 11)

#### Coach Fred McCall

ov. 20	McCrary Eagles	H	L	83-91
	Louisburg	A	W	78-67
	Edwards Mil. Inst.	H	L	71-80
	Wingate	L		65-68
	UNC Charlotte	W		93-36
	Frederick	H	W	78-67
	Presbyterian JC	A	W	77-73
	UNC Freshman	N	L	70-79
	Wake Forest Frosh	H	L	55-92
	Louisburg	L		69-71
	Oak Ridge	H	W	65-50
	Louisburg	H	L	71-76
	Edwards Mil. Inst.	A	W	85-80
	McCrary Eagles	L		89-118
	UNC Wilmington	A	L	67-108
	Wingate	W		66-65
	Chowan	W		70-50
	Frederick	A	L	59-61
	Oak Ridge	A	W	87-69
Feb. 7	Wake Forest	A	L	51-72
	Presbyterian JC	H	W	90-66
	UNC Wilmington	H	W	81-74
	Chowan	W		49-48
				1689-1661

### 1959-60 (Won, 16 Lost, 7)


#### Coach Fred McCall

Nov. 21	Presbyterian JC	A	W	93-86
Nov. 24	Oak Ridge	H	W	93-82
Dec. 2	Frederick	A	W	76-68
Dec. 5	UNC Charlotte	A	W	112-38
Dec. 7	Edwards Mil. Inst.	H	W	74-51
Dec. 9	Wake Forest Frosh	H	W	64-57
Dec. 11	Oak Ridge	H	W	88-82
Dec. 14	Louisburg	H	W	88-68
Dec. 17	Chowan	A	L	77-83
Jan. 5	UNC Freshman	H	W	76-71
Jan. 7	Presbyterian JC	H	W	80-78
Jan. 11	Edwards Mil. Inst.	A	W	91-59
Jan. 14	Perkinston	A	W	85-77
Jan. 15	Brewton Parker	A	W	79-67
Jan. 16	Furman	A	L	82-83
Jan. 18	Wake Forest Frosh	A	L	61-79
Jan. 20	UNC Wilmington	A	L	82-90
Jan. 23	UNC Charlotte	H	W	76-60
Jan. 28	Louisburg	A	L	70-72
	Oak Ridge	A	L	79-84
	UNC Wilmington	H	L	78-81
Feb. 13	Chowan	H	W	92-78

## Year-by-Year Results: 1960-1969

Feb. 15 Frederick H W 88-76  
1884-1670

**CAROLINA**



**GEORGE LEHMANN**  
COUGARS' GUARD

George Lehmann was a 1960  
JUCO All-American

### 1960-61 (Won, 16 Lost, 7)

#### Coch Fred McCall

Nov. 17	Frederick	H	W	61-60
Nov. 19	UNC Charlotte	A	W	83-61
Nov. 22	Presbyterian JC	A	W	99-78
Dec. 2	Edwards Mil. Inst.	A	W	93-73
Dec. 5	Presbyterian JC	H	W	76-56
Dec. 6	Duke Freshman	H	W	82-71
Dec. 8	Louisburg	H	W	84-80
Dec. 13	UNC Wilmington	H	L	82-86
Dec. 15	Oak Ridge	A	W	93-57
Jan. 5	Duke Freshman	A	L	53-94
Jan. 7	Frederick	H	L	71-73
Jan. 9	Edwards Mil. Inst.	H	W	111-67
Jan. 11	Chowan	A	L	73-75
Jan. 14	UNC Charlotte	H	W	64-47
Jan. 17	UNC Wilmington	A	L	78-83
Jan. 31	UNC Freshman	A	L	55-69
Feb. 2	Oak Ridge	H	W	98-80
Feb. 6	Chowan	H	W	85-55
Feb. 8	Louisburg	A	W	95-66
Feb. 11	Frederick	A	L	79-83
Feb. 16	#Oak Ridge	N	W	92-73
Feb. 17	#Frederick	N	W	82-63
Feb. 18	#UNC Wilmington	N	W	87-73
#NCJCAA Tournament				1876-1623

### 1961-62 (Won, 16 Lost, 7)

#### Coch Fred McCall

Nov. 29	Atlantic Christian	H	W	64-59
Nov. 30	High Point	A	W	82-80
Dec. 2	Belmont Abbey	A	L	54-64
	Frederick	A	W	56-53
Dec. 8	St. Andrews	A	W	82-60
Dec. 9	College of Charleston	H	W	92-52
Dec. 12	Pembroke	H	W	91-56
Dec. 15	College of Charleston	A	W	91-64
Dec. 19	Newberry	A	L	65-94
Dec. 28	Bridgewater State	A	W	104-66
Dec. 29	Atlantic Christian	A	W	68-58
Jan. 8	Catawba	H	W	70-51
Jan. 6	Pfeiffer	A	L	62-72
Jan. 11	St. Andrews	H	W	93-68
Jan. 13	Pembroke	A	L	55-66
	High Point	H	L	65-74
Jan. 30	Elon	A	L	66-75 OT
Feb. 1	Pfeiffer	H	L	67-72
	Atlantic Christian	A	W	74-66
Feb. 6	Guilford	A	W	76-69
Feb. 8	Erskine	H	W	83-73

Feb. 13 Frederick H W 94-68  
Feb. 17 Guilford H W 86-69  
1740-1529

### 1962-63 (Won, 11 Lost, 13)

#### Coch Fred McCall

Nov. 27	Pfeiffer	H	W	90-74
Nov. 28	High Point	H	L	54-56
Dec. 1	Belmont Abbey	H	W	69-64
Dec. 6	Atlantic Christian	H	W	83-67
Dec. 8	Pembroke	A	L	83-94
Dec. 10	Newberry	H	W	80-73
Dec. 12	Catawba	H	L	58-72
Dec. 15	Lynchburg	A	W	79-60
Dec. 28	Western Carolina	A	L	60-81
Dec. 29	Appalachian	A	L	70-77
	Lynchburg	H	W	98-56
Jan. 5	Pfeiffer	A	L	36-49
Jan. 10	Pembroke	H	W	71-69
Jan. 12	Erskine	A	L	51-60
Jan. 14	St. Andrews	A	W	89-80
Jan. 17	Frederick	H	L	64-70
	High Point	A	L	64-65
Feb. 6	Catawba	A	L	50-61
	St. Andrews	H	W	78-65
Feb. 10	Atlantic Christian	A	W	79-69
Feb. 12	Elon	H	L	50-72
Feb. 14	Guilford	H	W	44-42
	Frederick	A	L	59-74
	Oglethorpe	A	L	46-70
				2854-2841

### 1963-64 (Won, 17 Lost, 11)

#### Coch Fred McCall

Nov. 26	St. Andrews	H	W	105-69
	Catawba	L	61-82	
	Methodist	H	W	121-61
Dec. 7	High Point	A	L	57-66
	Pembroke	H	W	83-78
Dec. 12	%Cumberland	N	L	78-81
Dec. 13	%Fairmont	N	W	70-62
	Western Carolina	A	L	53-70
Dec. 17	Erskine	H	L	62-94
Jan. 2	Pfeiffer	H	W	69-66
	Elon	H	L	64-71
	St. Andrews	A	W	98-77
	High Point	H	L	66-80
Jan. 11	Belmont Abbey	A	W	80-70
Jan. 13	Methodist	A	W	111-56
	UNC Wilmington	H	L	87-92
	Pembroke	A	W	81-72
Feb. 1	Guilford	A	W	72-62
	Elon	A	L	62-63
Feb. 6	Atlantic Christian	H	W	86-65
Feb. 7	Frederick	A	W	91-74
Feb. 8	UNC Wilmington	A	W	82-72
	Atlantic Christian	A	L	68-75
	Catawba	W	69-59	
	Belmont Abbey	H	W	85-58
	Frederick	A	W	88-63
	Erskine	A	L	53-77
	Pfeiffer	A	W	91-76
	%Western Carolina Tournament			2193-1991

### 1964-65 (Won, 11 Lost, 16)

#### Coch Fred McCall

Nov. 24	Pfeiffer	A	L	63-72
Dec. 1	Methodist	H	W	86-63
Dec. 2	Catawba	A	L	61-95
Dec. 5	High Point	A	L	54-66
Dec. 10	Union	A	L	43-66
Dec. 11	Western Carolina	A	L	53-85
Dec. 12	Rio Grande	A	W	73-67
Dec. 14	Atlantic Christian	A	W	89-83

Dec. 16	Catawba	H	W	59-48
Jan. 6	High Point	H	L	80-91
Jan. 8	Frederick	H	L	73-75
Jan. 11	Elon	H	L	59-70
Jan. 13	Pembroke	A	L	76-81
Jan. 16	Erskine	H	L	91-94
Jan. 18	Elon	A	L	77-86
Jan. 20	UNC Wilmington	H	W	88-70
Jan. 30	Belmont Abbey	A	W	93-92
Feb. 3	St. Andrews	A	W	108-72
Feb. 4	Pfeiffer	H	L	67-89
Feb. 6	UNC Wilmington	A	L	88-91
Feb. 8	Atlantic Christian	H	W	91-84
Feb. 9	St. Andrews	H	W	92-56
Feb. 11	Pembroke	H	L	68-95
Feb. 12	Frederick	A	L	69-72
Feb. 16	Methodist	A	W	106-74
Feb. 17	Belmont Abbey	H	W	91-65
Feb. 20	Erskine	A	L	71-73
				2075-2075

### 1965-66 (Won, 10 Lost, 15)

#### Coch Fred McCall

Nov. 20	UNC Wilmington	A	L	72-81
	Pfeiffer	A	L	77-93
	Catawba	A	L	71-79
	Methodist	A	W	66-50
	High Point	A	L	51-86
	Atlantic Christian	H	L	71-86
	High Point	H	W	86-80 OT
	Pembroke	A	W	86-71
	Erskine	H	W	54-52
	Western Carolina	A	L	74-93
	Appalachian	A	L	71-74
	UNC Wilmington	H	W	76-73 OT
	Frederick	A	L	76-79
	Elon	A	L	53-79
	Pfeiffer	H	L	52-61
	Elon	H	L	64-69
	Belmont Abbey	H	W	91-87
	Atlantic Christian	A	W	92-85
	UNC Wilmington	A	L	73-92
	Methodist	H	W	88-62
	Belmont Abbey	A	W	85-77
	Frederick	H	W	98-91
	Pembroke	H	L	67-83
	Erskine	A	L	65-91
	Catawba	H	L	74-80
				1833-1954

### 1966-67 (Won, 10 Lost, 17)

#### Coch Fred McCall

Nov. 26	Catawba	A	L	90-106
	High Point	H	L	78-87
	Greensboro College	A	W	114-85
	Methodist	H	W	94-64
	High Point	A	L	77-104
	Atlantic Christian	A	L	78-98
	Erskine	H	L	45-53
	Pembroke	H	W	66-63
	%Georgia Southern	N	L	63-68
	%Old Dominion	N	L	78-94
	#Catawba	N	W	81-78
	#Shorter	N	L	51-56
	Elon	A	L	79-83
	Pfeiffer	H	L	68-69
	Frederick	A	L	80-91
	UNC Wilmington	H	W	65-54
	UNC Wilmington	A	W	88-81
	Pembroke	A	L	56-72
	Methodist	A	W	83-57
	Frederick	H	L	92-93
	Atlantic Christian	H	L	67-83
	Belmont Abbey	A	L	86-91

Catawba	H	W	95-69
Belmont Abbey	H	L	81-92
Erskine	A	W	62-59
Elon	H	W	78-77
Pfeiffer	A	L	59-61
%A.C. Tournament			2054-2088
#Spindale Tournament			

### 1967-68 (Won, 16 Lost, 10)

#### Coch Fred McCall

Nov. 16	Greensboro College	H	W	95-68
Nov. 20	High Point	A	L	59-82
Nov. 24	Western Carolina	A	L	98-101
Nov. 25	Catawba	A	W	79-76
Nov. 29	High Point	H	L	74-82
Dec. 1	Mars Hill	A	W	107-96
Dec. 6	Methodist	H	W	89-72
Dec. 8	Atlantic Christian	H	W	94-77
Dec. 11	Erskine	H	W	81-66
Dec. 13	Elon	H	W	92-73
Dec. 19	Asheville-Biltmore	A	L	81-89
Jan. 4	Methodist	A	W	100-86
Jan. 6	UNC Wilmington	A	L	78-82
Jan. 8	Elon	A	L	68-87
Jan. 15	Mars Hill	H	W	85-78
Jan. 31	Atlantic Christian	A	L	81-83
Feb. 2	Pembroke	A	L	74-82
Feb. 5	Greensboro College	A	W	78-63
Feb. 8	Asheville-Biltmore	H	W	95-82
Feb. 12	Catawba	H	W	85-75
Feb. 15	Frederick	H	W	86-84
Feb. 17	Erskine	A	W	74-53
Feb. 20	Pembroke	H	W	76-72
Feb. 22	UNC Wilmington	H	W	88-71
Feb. 24	Pfeiffer	A	L	61-90
Feb. 26	Frederick	A	L	79-97
				2157-2070

### Danny Roberts

#### (1969-83)

Division I Record: 67-92 / 6 years

Overall Record: 233-178 / 15 years

### 1968-69 (Won, 20 Lost, 10)

#### Coch Fred McCall (Won, 7 Lost, 4)

#### Coch Danny Roberts

#### (Took over 11 games in season)

#### (Won 13, Lost 6)

Nov. 20	Greensboro College	H	W	98-62
Nov. 23	High Point	A	L	77-94
Nov. 25	N.C. Wesleyan	A	W	90-69
Nov. 30	Catawba	A	L	80-84
Dec. 3	Pfeiffer	A	W	79-72
Dec. 7	Asheville-Biltmore	A	L	72-88
Dec. 9	Mars Hill	A	L	103-107
Dec. 11	Erskine	H	W	69-56
Dec. 14	UNC Wilmington	A	W	91-70
Dec. 17	#Catawba	CCCC	W	85-76
Dec. 18	#Pembroke State	CCCC	W	84-73
Jan. 4	\$High Point	H	L	62-75
Jan. 7	Elon	H	L	66-72
Jan. 9	Pfeiffer	H	W	83-76
Jan. 11	Methodist	A	W	108-91
Jan. 13	Atlantic Christian	H	W	97-95
Jan. 15	Elon	A	W	97-75
Jan. 25	Belmont Abbey	A	L	48-52
Feb. 3	Mars Hill	H	W	96-88
Feb. 5	Pembroke State	A	W	71-63
Feb. 6	UNC Wilmington	H	W	78-56
Feb. 10	Asheville-Biltmore	H	W	70-68
Feb. 13	Greensboro College	A	W	100-80
Feb. 14	Methodist	H	W	100-74
Feb. 15	Atlantic Christian	A	L	79-114
Feb. 18	Erskine	A	L	68-83
Feb. 20	Pembroke State	H	W	63-50

## Year-by-Year Results: 1969-1976

Feb. 24 Belmont Abbey H W 85-66  
 Mar. 3 \*Atlantic Christian N W 98-81  
 Mar. 4 \*Elizabeth City State N L 85-81  
 #Fayetteville Tournament 2482-2294  
 \$Danny Roberts first game as head coach  
 \*NAIA Tournament

### 1969-70 (Won, 24 Lost, 7)

#### Coch Danny Roberts

Nov. 22 High Point A L 81-86  
 Nov. 25 N.C. Wesleyan H W 88-52  
 Nov. 28 Lynchburg CFHS W 92-57  
 Nov. 29 Lynchburg A W 92-62  
 Dec. 1 Virginia State A W 85-77  
 Dec. 3 Pfeiffer A W 89-57  
 Dec. 6 Methodist H W 93-57  
 Dec. 11 Gardner Webb H W 98-94  
 Dec. 16 Catawba H W 86-73  
 Dec. 17 #Western Carolina CCCC L 82-84  
 Dec. 18 #Pembroke State CCCC W 72-39  
 Dec. 31 Virginia State H W 94-85  
 Jan. 2 UNC Asheville A L 81-84  
 Jan. 3 Wofford College A W 79-71  
 Jan. 8 Belmont Abbey H W 93-72  
 Jan. 10 Atlantic Christian A W 84-69  
 Jan. 17 Pfeiffer H W 104-70  
 Jan. 19 Elon A L 58-75  
 Jan. 29 Methodist A W 94-68  
 Jan. 30 UNC Wilmington A W 93-68  
 Feb. 2 Catawba A W 76-64  
 Feb. 7 Belmont Abbey A W 83-52  
 Feb. 9 Pembroke State H W 96-78  
 Feb. 14 Gardner Webb A L 76-94  
 Feb. 16 Atlantic Christian H W 97-81  
 Feb. 19 Pembroke State A W 76-71  
 Feb. 20 Elon H L 58-74  
 Feb. 23 UNC Wilmington H W 93-76  
 Mar. 3 \*St. Andrews CCCC W 88-65  
 \*Elizabeth City State CCCC W 53-52  
 \*Jackson State KAKC L 65-89  
 #East Coast Classics 2599-2196  
 \*NAIA Tournament

### 1970-71 (Won, 15 Lost, 12)

#### Coch Danny Roberts

Nov. 20 Catawba H L 77-78  
 Nov. 21 Methodist A W 93-59  
 Nov. 27 #High Point N W 89-79

Nov. 28 #Catawba N W 81-76  
 Dec. 1 Virginia State H L 69-73  
 Dec. 7 Virginia Commonwealth A L 78-79  
 Dec. 8 Virginia State A L 72-84  
 Dec. 12 Lynchburg A L 87-92  
 Dec. 14 UNC Wilmington A W 72-68  
 Dec. 29 %High Point N W 74-69  
 Dec. 30 %UNC Asheville A L 63-66  
 Jan. 2 Old Dominion A W 82-79  
 Jan. 5 Elon H W 76-75  
 Jan. 9 Atlantic Christian H W 87-75  
 Jan. 11 \*High Point FC W 63-57  
 Jan. 12 \*Fayetteville State FC W 90-70  
 Jan. 22 Baptist A L 84-105  
 Jan. 24 Belmont Abbey A W 71-69  
 Jan. 27 UNC Wilmington H W 96-71  
 Jan. 28 Pfeiffer H L 66-68  
 Jan. 29 Southeastern H W 100-66  
 Feb. 4 Pembroke State H L 74-77  
 Feb. 8 Catawba A L 65-67  
 Feb. 15 Atlantic Christian A L 80-83  
 Feb. 18 Pembroke State A W 68-67  
 Feb. 20 Elon A L 61-79  
 Feb. 23 Belmont Abbey H W 87-74  
 #Catawba tournament 2138-2005  
 %UNC Asheville tournament

### 1971-72 (Won, 18 Lost, 11)

#### Coch Danny Roberts

Nov. 19 St. Andrews CCCC W 84-35  
 Nov. 20 Methodist CCCC W 77-65  
 Nov. 22 High Point A L 67-77  
 Dec. 1 Citadel A W 79-77  
 Dec. 3 Hampton A L 107-108  
 Dec. 4 Virginia State A W 90-61  
 Dec. 8 Virginia State H W 95-83  
 Dec. 16 Lynchburg H W 81-66  
 Dec. 28 %Livingstone N W 77-65  
 Dec. 29 %Catawba A L 61-70  
 Jan. 3 Old Dominion A L 73-111  
 Jan. 4 Elon H L 50-71  
 Jan. 8 Atlantic Christian A W 102-100  
 Jan. 12 Fayetteville State CCCC L 66-98  
 Jan. 13 High Point CCCC L 66-79  
 Jan. 15 Catawba A W 68-66  
 Jan. 19 Catawba H L 73-81  
 Jan. 21 Armstrong State H W 95-78

Jan. 24 Methodist H W 100-76  
 Jan. 27 Pfeiffer H W 85-63  
 Feb. 3 Pembroke State H W 74-59  
 Feb. 9 UNC Wilmington A L 64-76  
 Feb. 12 Belmont Abbey A W 68-66  
 Feb. 14 Atlantic Christian H W 102-82  
 Feb. 17 Pembroke State A W 70-61  
 Feb. 19 Elon A W 71-66  
 Feb. 21 Pfeiffer A L 86-89  
 Feb. 24 UNC Wilmington H W 92-70  
 Mar. 7 Elizabeth City A L 79-82  
 %Catawba Basketball Tournament 2302-2161

### 1972-73 (Won, 16 Lost, 11)

#### Coch Danny Roberts

Nov. 17 #Greensboro College CCCC W 62-54  
 Nov. 18 #Pembroke State CCCC L 56-59  
 Dec. 2 Lenoir Rhyne A L 53-65  
 Dec. 4 Catawba A L 54-66  
 Dec. 6 High Point H W 64-63  
 Dec. 9 UNC Wilmington A W 82-71  
 Dec. 11 Virginia Wesleyan A W 92-64  
 Jan. 3 Old Dominion A L 86-99  
 Jan. 4 \*Elizabeth City N L 63-77  
 Jan. 5 %UNC Wilmington A L 67-78  
 Jan. 8 Hampton H W 69-64  
 Jan. 13 Armstrong State A L 80-95  
 Jan. 15 Georgia Southwestern A W 87-63  
 Jan. 18 Methodist A W 79-62  
 Jan. 25 Atlantic Christian H W 73-61  
 Jan. 27 Elon A L 63-94  
 Jan. 29 High Point A W 90-64  
 Feb. 2 Virginia State A L 79-92  
 Feb. 3 Salisbury State A W 105-90  
 Feb. 5 UNC Wilmington H W 58-51  
 Feb. 12 Belmont Abbey H W 76-73  
 Feb. 14 Elon H W 95-90  
 Feb. 19 Atlantic Christian A W 71-61  
 Feb. 22 Pembroke State H W 66-59  
 Feb. 24 Pfeiffer A W 64-57  
 Feb. 26 Pembroke State A L 52-56  
 Mar. 6 Norfolk State N L 62-65  
 #Campbell Tip-off Tournament 1948-1893  
 %UNC Wilmington Tournament

### 1973-74 (Won, 9 Lost, 19)

#### Coch Danny Roberts

Nov. 16 #Methodist CCCC W 64-52  
 Nov. 17 #Pembroke State CCCC L 50-60  
 Nov. 23 Gardner-Webb @ N W 83-81  
 Nov. 24 Catawba A W 73-72  
 Nov. 29 Elon A L 61-79  
 Dec. 1 Lenoir Rhyne A L 67-76  
 Dec. 3 Catawba H L 85-90  
 Dec. 5 High Point H L 77-84  
 Dec. 17 Muskingham H W 70-66  
 Dec. 28 %Keene GHS W 84-71  
 Dec. 29 %Guilford GHS W 89-82  
 Jan. 7 Pfeiffer H L 70-83  
 Jan. 15 Virginia State H L 76-97  
 Jan. 17 Methodist H L 52-59  
 Jan. 19 Pfeiffer A L 82-85  
 Jan. 26 Old Dominion A L 67-96  
 Jan. 28 High Point A L 58-64  
 Feb. 1 Salisbury State H W 87-60  
 Feb. 2 Atlantic Christian H W 62-60  
 Feb. 4 Lenoir Rhyne H W 83-74  
 Feb. 6 UNC Wilmington A L 69-89  
 Feb. 11 Catawba A L 71-83  
 Feb. 13 Elon H L 80-81  
 Feb. 16 Hampton A L 77-83  
 Feb. 18 UNC Wilmington H L 64-72  
 Feb. 20 Atlantic Christian A L 78-88  
 Feb. 21 Pembroke State H L 52-62

Feb. 26 Pembroke State A L 48-71  
 #Tip-off Tournament 1979-2120  
 %Guilford Tournament @Catawba

### 1974-75 (Won, 25 Lost, 6)


#### Coch Danny Roberts

Nov. 22 #Catawba CCCC W 86-76  
 Nov. 23 #Pembroke State CCCC W 73-61  
 Nov. 29 %Elon A W 75-63  
 Nov. 30 %High Point N W 55-36  
 Dec. 2 Virginia State A L 73-79  
 Dec. 4 High Point A W 93-81  
 Dec. 7 Old Dominion A L 77-83  
 Dec. 10 UNC Wilmington A L 75-82  
 Jan. 2 Catawba A W 83-75  
 Jan. 3 +Mars Hill A W 101-75  
 Jan. 4 +Lenoir Rhyne N W 89-76  
 Jan. 10 --King N W 78-70  
 Jan. 11 --Eckerd A W 96-93  
 Jan. 13 Elizabeth City H W 116-93  
 Jan. 15 Atlantic Christian A W 80-63  
 Jan. 18 Pfeiffer A W 74-82  
 Jan. 20 Hampton H W 110-76  
 Jan. 25 Atlantic Christian H W 81-69  
 Jan. 27 High Point H W 79-72  
 Jan. 29 Elon A L 91-103  
 Feb. 3 Methodist A W 75-73  
 Feb. 5 Pembroke State H W 83-65  
 Feb. 10 Catawba H W 66-58  
 Feb. 12 Elon H W 88-74  
 Feb. 14 UNC Wilmington H W 100-94  
 Feb. 17 Pfeiffer H W 107-57  
 Feb. 20 Pembroke State A W 80-65  
 Feb. 24 Citadel A W 86-78  
 Feb. 27 Belmont Abbey A L 74-76  
 Mar. 3 \*Virginia State A W 102-75  
 \*Norfolk State A L 83-89  
 \*NAIA District 29 Playoffs 2629-2312  
 #Campbell Tip-off Tournament  
 + Mars Hill Robertson Memorial YMCA Tournament  
 -- Eckerd College Tournament  
 %Elon College Turkey Classic

### 1975-76 (Won 23, Lost, 4)

#### Coch Danny Roberts

Nov. 24 Catawba H W 95-89  
 Dec. 1 #High Point A W 74-73  
 Dec. 5 #Methodist CCCC W 53-50  
 Dec. 6 Pembroke State CCCC W 72-63  
 Dec. 8 USC Coastal Carolina A W 101-88  
 Dec. 9 Methodist H W 91-71  
 Jan. 5 Liberty Baptist A W 85-78  
 Jan. 7 High Point H W 97-86  
 Jan. 12 Elizabeth City A W 87-85  
 Jan. 14 Atlantic Christian H W 98-73  
 Jan. 17 Pfeiffer H W 101-90  
 Jan. 19 Keene State H W 108-87  
 Jan. 21 USC Coastal Carolina H W 110-66  
 Jan. 24 Old Dominion A L 93-120  
 Jan. 28 Elon H W 86-85  
 Jan. 29 UNC Wilmington H W 77-60  
 Jan. 31 Atlantic Christian A W 84-80  
 Feb. 2 The Citadel CCCC W 112-106 OT  
 Feb. 4 Virginia State H W 113-100  
 Feb. 7 Francis Marion A W 82-58  
 Feb. 9 Pembroke State H W 94-73  
 Feb. 11 Elon A L 83-94  
 Feb. 14 UNC Wilmington A L 66-82  
 Feb. 19 Fayetteville State A W 130-111  
 Feb. 23 Pembroke State A W 82-67  
 Mar. 1 \*UNC Wilmington N W 98-86  
 Mar. 3 \*Norfolk State N L 90-114  
 #Tip-off Tournament 2375-2150



1970 All-American Cordell Wise was drafted by the ABA's Carolina Cougars.

# Year-by-Year Results: 1979-1985

\* NIAA Tournament

## 1976-77 (Won 23, Lost 10)

### Coch Danny Roberts

Nov. 29	Coastal Carolina	H	W	85-76
Dec. 3	#Methodist	CCCC	W	65-62
Dec. 4	#Fayetteville State	CCCC	W	72-67
Dec. 6	High Point	H	W	93-72
Dec. 15	Catawba	H	W	81-80
Dec. 27	%Point Park	N	L	83-93
Dec. 28	%Delaware State	N	W	95-79
Jan. 5	Catawba	A	L	64-90
Jan. 7	Elizabeth City State	CCCC	W	80-78 OT
Jan. 8	Virginia State	CCCC	L	89-93 2OT
Jan. 10	Belmont Abbey	H	W	82-73
Jan. 13	Pembroke State	H	W	78-73 OT
Jan. 15	UNC Wilmington	A	W	76-69
Jan. 17	Atlantic Christian	H	W	74-67
Jan. 24	Liberty Baptist	H	W	125-88
Jan. 26	Elon	A	W	103-77
Jan. 29	High Point	A	L	60-64
Jan. 31	Atlantic Christian	A	W	89-81 OT
Feb. 3	UNC Wilmington	H	L	64-72
Feb. 7	Francis Marion	H	W	96-46
Feb. 9	Elon	H	L	71-74
Feb. 12	Guilford	H	L	73-82
Feb. 14	Coastal Carolina	A	W	78-72
Feb. 16	Fayetteville State	CCCC	L	65-89
Feb. 19	Methodist	A	L	57-61
Feb. 21	Pembroke State	A	W	76-69
Feb. 28	*Pembroke State	SJHS	W	64-61
Mar. 2	*Elizabeth City State	SJHS	W	89-75
Mar. 7	*Lincoln Memorial	KAKC	W	76-75
Mar. 9	*SW Oklahoma State	KAKC	W	71-56
Mar. 10	*Alcorn State	KAKC	W	77-63
Mar. 11	*Henderson State	KAKC	W	76-52
Mar. 12	*Texas Southern	KAKC	L	44-71
# Campbell Tip-off Tournament				2571-2400
% Fairmont State Tournament				
* NIAA Tournament				

## 1977-78 (Won 9, Lost 15)

### First NCAA Division I Season

### Coch Danny Roberts

Nov. 25	# WEST CHESTER ST.	CCCC	W	83-72
Nov. 26	# PEMBROKE STATE	CCCC	L	47-61
Nov. 28	East Tennessee State	A	L	66-95
Nov. 29	Western Carolina	A	L	53-68
Dec. 2	Georgia Southern	A	L	69-73
Dec. 3	South Alabama	A	W	66-62
Dec. 5	Baptist	A	W	66-62
Dec. 7	UNC Wilmington	A	L	63-82
Dec. 14	Northwestern (LA) St.	A	L	99-110
Dec. 16	Northeast Louisiana	A	L	64-85
Jan. 6	Cleveland State	A	L	73-77
Jan. 14	BAPTIST	HC	W	88-78
Jan. 18	WESTERN CAROLINA	CCCC	W	54-50
Jan. 24	North Carolina A&T	A	L	68-76
Jan. 28	George Washington	A	L	63-77
Jan. 30	Atlantic Christian	A	W	70-64
Feb. 1	Virginia State	A	L	65-72
Feb. 6	METHODIST	CCCC	W	69-63
Feb. 11	Pembroke State	A	W	60-52
Feb. 13	ATLANTIC CHRISTIAN	H	W	82-67
Feb. 16	NORTH CAROLINA A&T	CCCC	L	63-70 OT
Feb. 18	Providence	A	L	54-63
Feb. 23	UNC WILMINGTON	HC	L	53-62
Mar. 1	Stetson	A	L	78-92
# Campbell Tip-Off Tournament				1616-1733

## 1978-79 (Won 10, Lost 16)

### Coch Danny Roberts

Nov. 24	East Tennessee State	A	L	63-71
Nov. 25	Appalachian State	JC	L	63-73

Nov. 29	METHODIST	H	W	95-63
Dec. 2	Virginia Commonwealth	A	L	57-65
Dec. 4	BAPTIST	H	W	86-78
Dec. 6	UNC Wilmington	A	L	55-63
Dec. 9	#8 North Carolina State	A	L	83-108
Dec. 16	Murray State	A	L	59-67
Jan. 2	Mercer	A	L	50-75
Jan. 6	GEORGE MASON	H	L	85-92
Jan. 8	UNC WILMINGTON	HC	L	65-87
Jan. 13	Baptist	A	W	100-78
Jan. 20	Stetson	A	L	99-105 OT
Jan. 22	ATLANTIC CHRISTIAN	H	W	68-56
Jan. 24	N.C. CENTRAL	RCC	W	89-77
Jan. 27	NORTHWESTERN ST.	RCC	W	67-64
Jan. 29	NORTH CAROLINA A&T	RCC	L	50-53
Jan. 31	James Madison	A	L	64-69
Feb. 1	Virginia Military	A	L	74-78
Feb. 5	PEMBROKE STATE	H	W	106-87
Feb. 7	CLEVELAND STATE	RCC	L	81-88
Feb. 10	SAMFORD	HC	W	88-73
Feb. 12	North Carolina A&T	A	L	67-70
Feb. 21	NORTHEAST LOUISIANA	H	W	70-69
Feb. 24	GEORGIA SOUTHERN	RCC	W	79-77 OT
Feb. 26	Georgia Tech	A	L	61-83 1924-1969

## 1979-80 (Won 15, Lost 12)

### Coch Danny Roberts

Dec. 1	Virginia Tech	A	L	62-87
Dec. 3	Howard	A	L	68-73
Dec. 8	METHODIST	H	W	81-58
Dec. 17	EAST TENNESSEE ST.	RCC	L	70-72
Dec. 19	North Carolina State	A	L	71-100
Dec. 28	+Florida A&M	CSC	W	90-62
Dec. 29	+North Carolina A&T	A	W	73-64
Jan. 5	JAMES MADISON	RCC	L	53-60
Jan. 7	GEORGE MASON	H	W	91-77
Jan. 9	Baptist	A	W	77-60
Jan. 12	PFEIFFER	RCC	W	76-53
Jan. 14	BAPTIST	H	W	57-47
Jan. 17	George Mason	A	W	62-58
Jan. 19	UNC WILMINGTON	RCC	L	70-76
Jan. 23	Atlantic Christian	A	W	81-75
Jan. 26	Cleveland State	A	L	64-76
Jan. 30	Georgia Southern	A	W	69-68
Feb. 2	COASTAL CAROLINA	H	W	88-66
Feb. 4	PEMBROKE STATE	H	W	59-52
Feb. 9	Samford	A	W	82-75 OT
Feb. 11	UNC Wilmington	A	L	59-70
Feb. 13	NORTH CAROLINA A&T	HC	W	72-65
Feb. 18	James Madison	A	L	71-88
Feb. 20	ARKANSAS-LITTLE ROCK	RCC	L	60-74
Feb. 23	GEORGIA SOUTHERN	HC	W	86-76
Feb. 25	Arkansas-Little Rock	A	L	62-63
Feb. 27	East Carolina	A	L	52-53
+ Aggie Holiday Classic				1906-1848

## 1980-81 (Won 11, Lost 16)

### Coch Danny Roberts

Dec. 1	HIGH POINT	H	L	36-48
Dec. 4	*Towson State	A	L	61-69
Dec. 5	*Baltimore	TC	L	71-86
Dec. 8	METHODIST	H	W	97-75
Dec. 13	North Carolina State	A	L	56-82
Dec. 15	Providence	A	L	64-93
Jan. 3	East Carolina	A	L	65-75
Jan. 5	BAPTIST	H	W	77-60
Jan. 7	CLEVELAND STATE	RCC	W	79-73
Jan. 12	WINGATE	H	W	87-81
Jan. 14	HOWARD	RCC	W	55-54
Jan. 17	UNC WILMINGTON	RCC	L	64-74
Jan. 21	ATLANTIC CHRISTIAN	H	W	79-76
Jan. 24	NORTHERN IOWA	H	L	64-65
Jan. 26	LIBERTY BAPTIST	H	W	94-83

Jan. 29	Western Carolina	A	L	65-100
Jan. 31	George Mason	A	L	62-79
Feb. 2	ARKANSAS-LITTLE ROCK	RCC	L	59-60
Feb. 4	EAST CAROLINA	RCC	L	59-81
Feb. 9	PEMBROKE STATE	H	W	89-82
Feb. 11	Baptist	A	L	64-66
Feb. 17	North Carolina A&T	A	L	53-72
Feb. 19	VIRGINIA MILITARY	H	W	89-65
Feb. 21	Arkansas-Little Rock	A	L	61-62
Feb. 23	UNC Wilmington	A	L	49-64
Feb. 25	GEORGE MASON	H	W	92-82
Feb. 27	Northern Iowa	A	W	65-64 OT
* Crab Cake Festival				1856-1971

## 1981-82 (Won 11, Lost 16)

### Coch Danny Roberts

Nov. 28	North Carolina State	A	L	53-68
Nov. 30	WISCONSIN-GREEN BAY	H	W	59-51
Dec. 4	&Towson State	NCW	W	57-51
Dec. 5	&Baltimore	NCW	L	48-52
Dec. 7	East Carolina	A	L	61-66
Dec. 16	UNC Charlotte	A	L	69-71
Jan. 2	Illinois-Chicago	A	L	69-71
Jan. 4	ELON	H	W	83-69
Jan. 8	-Bethune Cookman	A	W	58-57 OT
Jan. 9	-Baltimore	JF	L	51-67
Jan. 11	EASTERN ILLINOIS	H	L	71-78
Jan. 13	WESTERN ILLINOIS	H	W	74-62
Jan. 16	Baptist	A	L	57-64
Jan. 18	METHODIST	H	W	85-66
Jan. 20	EAST CAROLINA	RCC	W	62-60
Jan. 28	GREENSBORO	H	W	61-55
Jan. 30	UNC WILMINGTON	RCC	W	54-53 OT
Feb. 1	WESTERN CAROLINA	RCC	L	60-87
Feb. 3	JAMES MADISON	RCC	L	47-55
Feb. 6	UNC Wilmington	A	L	63-69
Feb. 9	BAPTIST	H	W	58-46
Feb. 13	Marshall	A	L	66-105
Feb. 15	Howard	A	L	71-80
Feb. 20	ILLINOIS-CHICAGO	H	W	70-57
Feb. 22	James Madison	A	L	46-79
Feb. 24	Western Carolina	A	L	53-64
Mar. 1	Wisconsin-Green Bay	A	L	51-58
&Seahawk Shootout				1657-1761
-Citrus Tournament				

## 1982-83 (Won 11, Lost 17)

### Coch Danny Roberts

Nov. 26	Richmond	A	L	53-70
Dec. 3	*Towson State	A	L	46-49
Dec. 4	*Baltimore	TC	W	64-61
Dec. 11	PEMBROKE STATE	H	W	64-53
Dec. 15	Clemson	A	L	59-76
Dec. 17	Western Carolina	A	L	46-61
Jan. 1	LIBERTY BAPTIST	H	W	58-50
Jan. 3	Wisconsin-Green Bay	A	L	51-63
Jan. 4	Maryland-Eastern Shore	BCA	W	73-69
Jan. 8	The Citadel	WC	L	50-68
Jan. 10	EAST CAROLINA	CCCC	L	54-67
Jan. 12	BAPTIST	H	L	69-71 2OT
Jan. 15	BROOKLYN	H	W	65-64 OT
Jan. 17	UNC CHARLOTTE	CCCC	L	67-80
Jan. 22	East Carolina	A	L	55-73
Jan. 24	METHODIST	H	W	78-66
Jan. 27	WISCONSIN-GREEN BAY	CCCC	W	50-49 OT
Jan. 31	Eastern Illinois	A	L	62-71
Feb. 2	Western Illinois	A	L	62-80
Feb. 7	UNC WILMINGTON	CCCC	L	50-57
Feb. 9	HOWARD	H	W	72-65
Feb. 14	ELON	H	W	83-68
Feb. 19	Baptist	A	L	54-73
Feb. 21	WESTERN CAROLINA	CCCC	L	55-65
Feb. 23	UNC Wilmington	A	L	47-63
Feb. 26	Brooklyn	A	W	80-74 OT

Feb. 28	APPALACHIAN STATE	CCCC	W	59-57 OT
Mar. 5	Appalachian State	A	L	60-74
*Crab Cake Festival				1686-1837

## Jerry Smith (1983-85)

Record: 15-40 / 2 years

## 1983-84 (Won 10, Lost 18)

### Coch Jerry Smith

Nov. 26	East Carolina	A	L	66-75
Dec. 2	-- MONMOUTH	CCCC	W	71-69 OT
Dec. 3	-- TOWSON STATE	CCCC	W	81-60
Dec. 9	*James Madison	A	L	61-63 OT
Dec. 10	*Northern Illinois	JMU	L	61-72
Dec. 13	UNC Charlotte	A	L	65-81
Dec. 15	Monmouth	A	L	73-77
Dec. 19	AUGUSTA	CCCC	W	76-74
Dec. 30	North Carolina State	A	L	65-80
Jan. 4	METHODIST	CCCC	L	52-56
Jan. 7	Stetson	A	L	58-76
Jan. 9	Bethune-Cookman	A	L	55-57
Jan. 14	WESTERN CAROLINA	CCCC	W	74-68
Jan. 16	UNC WILMINGTON	CCCC	W	62-58
Jan. 19	BETHUNE-COOKMAN	CCCC	W	64-58
Jan. 21	South Carolina	A	L	57-77
Jan. 23	RICHMOND	CCCC	L	60-73
Jan. 26	Western Carolina	A	L	78-87
Jan. 30	Baptist	A	L	58-82
Feb. 4	Augusta	A	W	68-61 OT
Feb. 6	APPALACHIAN STATE	CCCC	W	57-56 OT
Feb. 11	BAPTIST	CCCC	W	81-68
Feb. 13	Navy	A	L	61-85
Feb. 18	PEMBROKE STATE	CCCC	L	71-73
Feb. 20	UNC Wilmington	A	L	58-65
Feb. 25	Appalachian State	A	L	58-78
Feb. 29	EAST CAROLINA	CCCC	W	73-63 OT
Mar. 3	Clemson	A	L	52-62
-- Olden Fayetteville Classic				1816-1954
*James Madison Invitational Tournament				

## 1984-85 (Won 5, Lost 22)

### Coch Jerry Smith

Nov. 24	#13 North Carolina St.	A	L	54-94
Nov. 30	\$\$Clemson	A	L	55-90
Dec. 1	\$\$Houston	LC	L	64-73
Dec. 8	METHODIST	H	W	67-60
Dec. 10	Richmond	A	L	58-74
Dec. 13	EAST CAROLINA	CCCC	L	56-58
Dec. 17	Southern Methodist	A	L	70-90
Dec. 18	Texas Christian	A	L	42-58
Dec. 20	Baylor	A	L	71-91
Dec. 22	Georgia Southern	A	L	50-54
Jan. 2	GEORGIA SOUTHERN	CCCC	L	63-71
Jan. 4	Radford	WC	L	48-52
Jan. 12	WINTHROP	CCCC	W	44-41
Jan. 14	RADFORD	CCCC	L	57-81
Jan. 16</				

## Year-by-Year Results: 1985-1992

**Billy Lee**  
(1985-2004)  
Record: 216-286 / 18 years

### 1985-86 (Won 8, Lost 19, 3-5 Big South)

**Coach Billy Lee**

Nov. 25	East Carolina	A	L	62-69
Nov. 30	Methodist	MO	W	64-48
Dec. 7	UNC Wilmington	A	L	60-83
Dec. 12	Howard	A	L	55-58
Dec. 14	Delaware State	A	W	68-61
Dec. 16	Brooklyn	A	L	47-64
Dec. 20	Alabama-Birmingham	A	L	46-86
Dec. 21	SMississippi	BC	L	44-61
Jan. 2	CENTRAL CONNECTICUT	CCCC	W	73-59
Jan. 4	HOWARD	H	L	47-49
Jan. 6	DELAWARE STATE	H	W	76-64
Jan. 8	EAST CAROLINA	CCCC	L	47-58
Jan. 11	RADFORD*	CCCC	L	56-60
Jan. 16	BAPTIST*	CCCC	L	61-77
Jan. 18	Augusta*	A	W	64-58
Jan. 20	BROOKLYN	H	W	84-72
Jan. 22	UNC WILMINGTON	CCCC	L	62-75
Jan. 29	NORTH CAROLINA A&T	CCCC	L	46-47
Feb. 1	Central Florida	A	L	56-68
Feb. 3	AUGUSTA*	CCCC	W	70-65
Feb. 5	North Carolina A&T	A	L	59-84
Feb. 10	WINTHROP*	CCCC	L	58-69
Feb. 15	Radford*	A	L	47-54
Feb. 19	COASTAL CAROLINA*	CCCC	W	49-48
Feb. 24	Western Carolina	A	L	59-61
Feb. 27	Baptist*	A	L	63-76
Big South Conference Tournament				
Mar. 3	Augusta	SAV	L	55-67
\$UAB Classic 1578-1741				

### 1986-87 (Won 17, Lost 13, 10-4 Big South)

**Coach Billy Lee**

Dec. 1	METHODIST	H	W	105-74
Dec. 3	MOUNT OLIVE	H	W	91-84
Dec. 6	East Carolina	A	L	60-76
Dec. 8	Howard	A	L	73-76
Dec. 13	AVERETT	H	W	84-64
Dec. 17	EAST CAROLINA	CCCC	L	77-88 OT
Dec. 19	%Central Florida	A	L	82-88
Dec. 20	%Long Island	VCC	L	93-94
Jan. 3	WESTERN CAROLINA	CCCC	L	63-79
Jan. 5	WINTHROP*	CCCC	W	61-58
Jan. 7	VIRGINIA WESLEYAN	H	W	87-62
Jan. 10	Augusta*	A	W	68-57
Jan. 17	BAPTIST*	H	L	72-86
Jan. 19	ARMSTRONG STATE*	CCCC	W	87-74
Jan. 21	UNC Wilmington	A	L	60-62
Jan. 24	Winthrop*	A	W	79-63
Jan. 26	COASTAL CAROLINA*	CCCC	W	75-59
Jan. 31	UNC Asheville*	A	L	70-78
Feb. 2	RADFORD*	CCCC	W	75-71
Feb. 4	Western Carolina	A	L	49-71
Feb. 7	Coastal Carolina*	A	L	77-82
Feb. 9	AUGUSTA*	CCCC	W	76-64
Feb. 14	Armstrong State*	A	W	82-79
Feb. 16	Baptist*	A	L	77-80
Feb. 18	UNC WILMINGTON	CCCC	W	69-67 OT
Feb. 21	UNC ASHEVILLE*	H	W	70-61
Feb. 23	Radford*	A	W	80-77
Big South Conference Tournament				
Feb. 26	Armstrong State	A	W	92-86
Feb. 27	UNC Asheville	SAV	W	79-76
Feb. 28	Baptist	SAV	L	63-64
%Merrill Lynch Classic 2276-2200				

### 1987-88 (Won 11, Lost 16, 3-9 Big South)

**Coach Billy Lee**

Nov. 30	AVERETT	H	W	95-64
---------	---------	---	---	-------

Dec. 2	METHODIST	H	W	133-84
Dec. 4	%Florida International	UCF	W	90-74
Dec. 5	%Central Florida	A	W	91-82
Dec. 8	East Carolina	A	L	54-61
Dec. 15	Wake Forest	A	L	63-89
Dec. 19	HOWARD	H	W	73-63
Jan. 2	Western Carolina	A	L	68-69
Jan. 4	WINTHROP*	CCCC	L	55-68
Jan. 7	LIBERTY	H	W	72-62
Jan. 14	UNC WILMINGTON	CCCC	L	50-66
Jan. 16	Baptist*	A	W	77-67
Jan. 18	CENTRAL WESLEYAN	H	W	68-58
Jan. 20	South Carolina	A	L	71-88
Jan. 23	Winthrop*	A	L	60-67
Jan. 26	AUGUSTA*	H	W	67-64
Jan. 30	UNC Asheville*	A	L	73-91
Feb. 1	EAST CAROLINA	CCCC	W	77-50
Feb. 4	Coastal Carolina*	A	L	59-93
Feb. 8	Augusta*	A	L	59-73
Feb. 11	RADFORD*	CCCC	L	84-95 3OT
Feb. 15	BAPTIST*	H	L	67-84
Feb. 18	UNC Wilmington	A	L	43-46
Feb. 20	UNC ASHEVILLE*	H	W	78-60
Feb. 22	Radford*	A	L	56-69
Feb. 27	COASTAL CAROLINA*	H	L	60-74
Big South Conference Tournament				
Mar. 3	Baptist	WC	L	61-69
%Merrill Lynch Classic 1904-1933				

### 1988-89 (Won 18, Lost 12, 8-4 Big South)

**Coach Billy Lee**

Nov. 29	ST. ANDREWS	H	W	90-64
Dec. 1	FERRUM	H	W	81-52
Dec. 3	East Carolina	A	L	72-86
Dec. 5	RICHMOND	CCCC	W	71-68
Dec. 10	Wake Forest	A	L	62-101
Dec. 17	UNC Wilmington	A	L	61-73
Dec. 19	Loyola (MD)	A	L	75-80
Jan. 5	WESTERN CAROLINA	CCCC	L	53-66
Jan. 7	Augusta*	A	L	75-88
Jan. 9	DAVIDSON	CCCC	W	46-45
Jan. 12	AVERETT	H	W	76-62
Jan. 14	BAPTIST*	H	W	57-45
Jan. 17	Liberty	A	L	68-73
Jan. 21	WINTHROP*	CCCC	W	59-58 OT
Jan. 23	Davidson	A	W	63-50
Jan. 26	METHODIST	H	W	91-68
Jan. 28	UNC ASHEVILLE*	H	W	82-71
Jan. 30	Radford*	A	L	66-71
Feb. 2	COASTAL CAROLINA*	H	W	70-63
Feb. 6	AUGUSTA*	H	W	99-62
Feb. 11	Winthrop*	A	W	69-62
Feb. 13	Baptist*	A	L	75-90
Feb. 16	EAST CAROLINA	CCCC	L	60-65
Feb. 18	UNC Asheville*	A	L	61-76
Feb. 20	RADFORD*	CCCC	W	90-64
Feb. 22	UNC WILMINGTON	CCCC	W	67-53
Feb. 25	Coastal Carolina*	A	W	67-53
Big South Conference Tournament				
Mar. 2	Augusta	WC	W	90-84
Mar. 3	Winthrop	A	W	78-55
Mar. 4	UNC Asheville	WC	L	78-93
2152-2054				

### 1989-90 (Won 15, Lost 13, 7-5 Big South)

**Coach Billy Lee**

Nov. 25	UNC Wilmington	A	L	57-73
Nov. 27	PFEIFFER	H	W	85-75
Dec. 1	@Jacksonville	A	L	67-87
Dec. 2	@Stetson	JAX	L	63-77
Dec. 5	LOYOLA (MD)	H	W	67-62
Dec. 9	Wake Forest	A	L	43-77
Dec. 14	East Carolina	A	L	62-72
Dec. 16	College of Charleston	A	W	56-53

Jan. 6	AUGUSTA*	H	W	81-61
Jan. 8	Davidson	A	W	81-54
Jan. 13	Baptist*	A	W	77-69
Jan. 15	COL. OF CHARLESTON	H	L	67-84
Jan. 18	Winthrop*	A	L	83-94
Jan. 22	LIBERTY	H	W	76-72
Jan. 25	Western Carolina	A	L	73-85
Jan. 27	UNC Asheville*	ACC	L	63-97
Jan. 29	RADFORD*	CCCC	W	87-66
Feb. 1	Coastal Carolina*	A	L	62-85
Feb. 3	DAVIDSON	CCCC	W	66-56
Feb. 5	Augusta*	A	W	68-57
Feb. 8	EAST CAROLINA	CCCC	W	59-50
Feb. 10	WINTHROP*	CCCC	W	88-81
Feb. 12	BAPTIST*	H	L	72-86
Feb. 15	UNC WILMINGTON	CCCC	W	83-81 2OT
Feb. 17	UNC ASHEVILLE*	H	W	84-72
Feb. 19	Radford*	A	L	60-72
Feb. 24	COASTAL CAROLINA*	H	W	66-56
Big South Conference Tournament				
Mar. 1	Radford	WC	L	44-68
@Mazda Gator Bowl Classic 1940-2022				

### 1990-91 (Won 9, Lost 19, 3-11 Big South)

**Coach Billy Lee**


Nov. 24	HOWARD	H	W	82-81
Nov. 26	UNC Wilmington	A	L	62-75
Nov. 30	+Ball State	A	L	55-85
Dec. 1	+U.S. International	VG	L	67-72
Dec. 3	LIMESTONE	H	W	98-86
Dec. 12	Howard	A	W	74-73
Dec. 15	East Carolina	A	L	55-86
Jan. 5	Augusta*	A	L	51-57
Jan. 7	WESTERN CAROLINA	CCCC	W	85-73
Jan. 10	UNC WILMINGTON	CCCC	L	59-80
Jan. 12	CHARLESTON SOUTHERN*	H	L	64-81

Jan. 14	DAVIDSON*	CCCC	L	53-59
Jan. 17	UNC GREENSBORO	H	W	88-67
Jan. 19	Winthrop*	A	L	69-78
Jan. 21	CO. OF CHARLESTON	H	W	59-53
Jan. 24	COASTAL CAROLINA*	H	L	62-75
Jan. 26	UNC ASHEVILLE*	H	W	72-58
Jan. 28	Radford*	A	L	45-66
Feb. 2	College of Charleston	A	L	55-56 OT
Feb. 4	AUGUSTA*	H	W	70-67
Feb. 9	WINTHROP*	CCCC	L	58-71
Feb. 11	Charleston Southern*	A	L	55-82
Feb. 14	EAST CAROLINA	CCCC	L	52-55
Feb. 16	UNC Asheville*	A	W	62-61
Feb. 18	RADFORD*	CCCC	L	60-63
Feb. 20	Davidson*	A	L	58-73
Feb. 23	Coastal Carolina*	A	L	58-91
Big South Conference Tournament				
Feb. 28	Coastal Carolina	ACO	L	46-83
+Cardinal Varsity Club Classic 1774-2007				

### 1991-92 (Won 19, Lost 12, 7-7 Big South)

**Coach Billy Lee**

Nov. 23	MARIETTA	H	W	88-66
Nov. 29	@Central Florida	A	L	74-82
Nov. 30	@St. Francis (NY)	CFA	L	76-78
Dec. 2	COKER	H	W	64-43
Dec. 10	UNC Greensboro	A	W	53-51
Dec. 13	#Wagner	LEE	W	62-59
Dec. 14	#Dartmouth	A	L	74-90
Jan. 2	East Carolina	A	L	67-105
Jan. 6	FERRUM	H	W	98-97 OT
Jan. 9	LIBERTY*	H	L	71-73
Jan. 11	Winthrop*	A	W	69-59
Jan. 13	Davidson*	A	L	47-48
Jan. 15	EAST CAROLINA	CCCC	W	80-72
Jan. 18	RADFORD*	CCCC	L	75-78



Joe Spinks led CU to wins at NC State and South Carolina in 1993-94.

Year-by-Year Results: 1992-2001

Jan. 20	UNC ASHEVILLE *	H	L	69-75
Jan. 22	WINTHROP *	CCCC	L	57-58
Jan. 25	CHARLESTON SOUTHERN *	H	W	85-70
Jan. 27	Coastal Carolina *	A	W	55-54
Feb. 1	UNC Asheville *	A	W	71-57
Feb. 3	Radford *	A	L	75-80
Feb. 6	MOUNT OLIVE	H	W	82-70
Feb. 8	UNC GREENSBORO	H	W	69-52
Feb. 10	DAVIDSON *	CCCC	W	67-64
Feb. 13	UNC Wilmington	A	W	62-58
Feb. 17	Liberty *	A	L	58-77
Feb. 22	Charleston Southern *	A	W	86-58
Feb. 29	COASTAL CAROLINA *H	W		68-56

Big South Conference Tournament

Mar. 5	Davidson	ACO	W	69-60
Mar. 6	Liberty	ACO	W	53-51
Mar. 7	Charleston Southern	ACO	W	67-53

NCAA Tournament

Mar. 19	#1 Duke	GSO	L	56-82
---------	---------	-----	---	-------

@ Central Florida Classic 2147-2076  
# Landmark Bank Dartmouth Classic

1992-93 (Won 12, Lost 15, 10-6 Big South)  
Coach Billy Lee

Dec. 5	UNC GREENSBORO	CCCC	W	72-54
Dec. 8	METHODIST	CCCC	W	79-50
Dec. 10	COKER	H	L	48-54
Dec. 16	Louisiana State	A	L	71-93
Dec. 18	@ Southwestern Louisiana	A	L	59-74
Dec. 19	@ Alcorn State	CD	L	61-85
Jan. 2	William & Mary	A	L	59-75
Jan. 5	UNC WILMINGTON	CCCC	L	70-87
Jan. 13	Towson State *	A	L	56-61
Jan. 16	RADFORD *	H	W	87-84
Jan. 18	LIBERTY *	H	L	50-70
Jan. 20	Maryland Baltimore Co. *	A	W	75-70
Jan. 23	UNC Greensboro	A	L	75-77 OT
Jan. 25	BARTON	H	L	79-82 OT
Jan. 27	UNC Asheville *	A	W	75-62
Jan. 30	MD. BALTIMORE CO. *	H	W	70-65
Feb. 1	TOWSON STATE *	H	W	63-61
Feb. 4	Radford *	A	W	89-84
Feb. 6	Liberty *	A	L	63-73
Feb. 8	UNC ASHEVILLE *	H	W	90-65
Feb. 11	Charleston Southern *	A	W	81-64
Feb. 15	WINTHROP *	H	W	92-84
Feb. 18	COASTAL CAROLINA *H	L		66-71
Feb. 20	CHARLESTON SOUTHERN *H	L		80-83 OT
Feb. 22	Winthrop *	A	W	96-95
Feb. 27	Coastal Carolina *	A	L	50-80

Big South Conference Tournament

Mar. 4	Maryland Baltimore Co. NC	L		67-85
--------	---------------------------	---	--	-------

@ Louisiana Classics 1923-1988

1993-94 (Won 20, Lost 9, 12-4 Big South)

Coach Billy Lee

Nov. 29	METHODIST	CCCC	W	80-59
Dec. 4	North Carolina State	A	W	72-69 OT
Dec. 6	East Carolina	A	L	55-73
Dec. 18	EAST CAROLINA	CCCC	L	72-75 OT
Dec. 21	UNC Wilmington	A	L	72-74
Jan. 3	FERRUM	H	W	114-62
Jan. 6	CHARLESTON SOUTHERN *	H	W	73-70
Jan. 8	UNC GREENSBORO	H	W	68-58
Jan. 10	WILLIAM & MARY	CCCC	W	71-50
Jan. 12	South Carolina	A	W	73-72 OT
Jan. 15	Winthrop *	A	W	94-73
Jan. 17	UNC ASHEVILLE *	H	W	74-66
Jan. 20	Radford *	A	L	67-79
Jan. 22	TOWSON STATE *	H	W	76-55
Jan. 24	MD. BALTIMORE CO. *H	W		77-67
Jan. 27	LIBERTY *	H	W	63-60
Jan. 29	Coastal Carolina *	A	L	71-74
Feb. 3	Liberty *	A	L	55-60

Feb. 10	Charleston Southern * A(NC)	W		86-73
Feb. 12	WINTHROP *	H	W	70-53
Feb. 14	UNC Asheville *	A	W	45-44
Feb. 17	RADFORD *	H	W	73-56
Feb. 19	Towson State *	A	L	72-87
Feb. 21	Maryland Baltimore Co. *	A	W	83-72
Feb. 24	UNC Greensboro	A	L	58-71
Feb. 26	COASTAL CAROLINA *H	W		74-68

Big South Conference Tournament

Mar. 4	Winthrop	NC	W	79-71
Mar. 5	Radford	NC	W	72-61
Mar. 7	Liberty	NC	L	62-76

2101-1928

1994-95 (Won 8, Lost 18, 4-12 TAAC)

Coach Billy Lee

Nov. 26	Richmond	A	W	84-60
Nov. 29	UNC WILMINGTON	CCCC	L	60-75
Dec. 1	METHODIST	H	W	76-68
Dec. 3	UNC GREENSBORO	CCCC	L	52-72
Dec. 6	EAST CAROLINA	CCCC	W	74-56
Dec. 15	TENNESSEE WESLEYAN	H	W	56-43
Dec. 17	Evansville	A	L	45-97
Dec. 19	Indiana State	A	L	72-94
Jan. 2	COL. OF CHARLESTON *H	L		48-72
Jan. 7	Stetson *	A	L	58-78
Jan. 9	MERCER *	H	L	55-77
Jan. 14	College of Charleston *A	L		49-53
Jan. 16	East Carolina	A	L	70-94
Jan. 21	Centenary *	A	L	64-72
Jan. 23	Southeastern Louisiana *A	W		52-51
Jan. 28	FLORIDA INTERNATIONAL *H	W		55-54
Jan. 30	CENTRAL FLORIDA *H	W		73-61
Feb. 2	Samford *	A	L	55-73
Feb. 4	Georgia State *	A	L	66-77
Feb. 9	SAMFORD *	H	L	55-73
Feb. 11	GEORGIA STATE *	CCCC	L	64-82
Feb. 16	Central Florida *	A	L	62-82
Feb. 18	Florida International *A	L		72-84
Feb. 20	South Carolina	A	L	51-85
Feb. 23	SOUTHEASTERN LOUISIANA *H	W		68-63
Feb. 25	CENTENARY *	CCCC	L	67-81

1612-1878

1995-96 (Won 17, Lost 11, 11-5 TAAC)

Coach Billy Lee

Nov. 25	RICHMOND	CCCC	L	62-69
Nov. 27	Georgia Tech	OM (A) L		76-87
Dec. 2	UNC Greensboro	A	L	60-69
Dec. 4	ST. ANDREWS	H	W	88-57
Dec. 13	METHODIST	H	W	68-50
Dec. 16	UNC Wilmington	A	W	74-52
Dec. 18	East Carolina	A	L	57-62
Dec. 30	Clemson	A	L	43-67
Jan. 4	GEORGIA STATE *	H	W	60-57
Jan. 6	MERCER *	H	W	60-57
Jan. 11	Samford *	A	L	58-62 OT
Jan. 13	JACKSONVILLE STATE *H	W		73-62
Jan. 15	HAMPTON	H	W	63-62
Jan. 18	Florida International *A	W		69-66
Jan. 20	Florida Atlantic *A	W		75-69
Jan. 24	WOFFORD	H	W	78-62
Jan. 27	COL. OF CHARLESTON *H	L		74-76
Feb. 1	STETSON *	H	L	62-75
Feb. 3	CENTRAL FLORIDA *H	L		58-79
Feb. 5	College of Charleston *A	L		45-58
Feb. 8	Stetson *	A	W	53-50
Feb. 10	Central Florida *A	W		70-69
Feb. 15	FLORIDA ATLANTIC *H	W		68-66
Feb. 17	FLORIDA INTERNATIONAL *H	W		64-57
Feb. 22	Centenary *	A	W	75-58
Feb. 24	Southeastern Louisiana *A	W		69-65
Feb. 29	Stetson	A	W	67-59

Mar. 1	Central Florida	EC	L	71-80
--------	-----------------	----	---	-------

1840-1802

1996-97 (Won 11, Lost 16, 8-8 TAAC)

Coach Billy Lee

Nov. 27	CLINCH VALLEY	H	W	72-41
Dec. 2	EAST CAROLINA	CCCC	L	60-83
Dec. 12	TUSCULUM	H	W	93-74
Dec. 14	UNC Wilmington	A	L	61-63
Dec. 19	Richmond	A	L	54-69
Dec. 21	#2 Wake Forest	A	L	53-90
Dec. 27	Boise State	A	L	41-72
Dec. 28	Idaho State	BSU	L	75-88
Jan. 2	Georgia State *	A	W	65-64
Jan. 4	Mercer *	A	W	68-56
Jan. 9	SAMFORD *	H	W	60-41
Jan. 11	Jacksonville State *A	L		60-76
Jan. 13	Duke	A	L	59-84
Jan. 16	FLORIDA INTERNATIONAL *H	L		64-90
Jan. 18	FLORIDA ATLANTIC *H	W		61-55
Jan. 20	Wofford	A	W	84-70
Jan. 23	College of Charleston *A	L		52-77
Jan. 30	Stetson *	A	W	80-66
Feb. 1	Central Florida *A	L		69-84
Feb. 3	COL. OF CHARLESTON *H	L		58-97
Feb. 6	STETSON *	H	W	78-66
Feb. 8	CENTRAL FLORIDA *H	W		82-76 OT
Feb. 13	Florida Atlantic *A	L		50-52
Feb. 15	Florida International *A	L		78-83
Feb. 20	CENTENARY *H	L		61-63
Feb. 22	SOUTHEASTERN LOUISIANA *H	W		77-66
Feb. 27	Southeastern Louisiana JKA	L		55-61

1770-1907

1997-98 (Won 10, Lost 17, 4-12 TAAC)

Coach Billy Lee

Nov. 22	MARY WASHINGTON	H	W	84-53
Nov. 25	Coastal Carolina	A	W	69-58
Nov. 28	CHARLESTON SOUTHERN	Crown W		74-60
Nov. 29	UNC WILMINGTON	Crown L		48-67
Dec. 1	Minnesota	A	L	57-67
Dec. 6	East Carolina	A	L	62-73
Dec. 18	WINTHROP	H	W	74-58
Dec. 20	RICHMOND	H	L	49-71
Dec. 30	WINGATE	H	W	53-41
Jan. 3	Troy State *	A	L	61-67
Jan. 5	CENTENARY *	H	W	95-89 OT
Jan. 8	Jacksonville State *A	W		83-82
Jan. 10	Samford *	A	L	56-70
Jan. 12	BELMONT	H	W	74-60
Jan. 15	FLORIDA ATLANTIC *H	L		63-70
Jan. 17	FLORIDA INTERNATIONAL *H	L		80-103
Jan. 22	Stetson *	A	L	60-82
Jan. 24	Central Florida *A	W		68-64
Jan. 29	College of Charleston *A	L		39-65
Jan. 31	GEORGIA STATE *H	L		58-82
Feb. 2	MERCER *	H	W	63-59
Feb. 7	COLLEGE OF CHARLESTON *H	L		49-62
Feb. 12	Florida International *A	L		43-96
Feb. 14	Florida Atlantic *A	L		73-83
Feb. 19	CENTRAL FLORIDA *H	L		52-82
Feb. 21	STETSON *	H	L	75-78

TAAC Tournament

Feb. 26	College of Charleston A	L		64-78
---------	-------------------------	---	--	-------

1726-1921

1998-99 (Won 9, Lost 18, 6-10 TAAC)

Coach Billy Lee

Nov. 14	Richmond	A	L	59-65
Nov. 18	North Carolina State	A	L	36-87
Nov. 21	EAST CAROLINA	Crown L		49-77
Nov. 24	COASTAL CAROLINA	H	W	90-81
Nov. 28	MARS HILL	H	W	88-66
Dec. 2	UNC Wilmington	A	L	50-59

Dec. 5	Winthrop	A	L	58-64
Dec. 17	Belmont	A	L	39-58
Dec. 19	Vanderbilt	A	L	46-90
Dec. 28	UNC ASHEVILLE	H	W	75-68 OT
Jan. 2	Central Florida *	A	L	52-76
Jan. 4	Florida Atlantic *	A	W	72-70
Jan. 7	CENTRAL FLORIDA *H	L		79-90
Jan. 9	FLORIDA ATLANTIC *H	W		86-70
Jan. 14	Georgia State *	A	L	64-87
Jan. 16	Mercer *	A	W	59-56
Jan. 21	SAMFORD *	H	L	69-78
Jan. 23	JACKSONVILLE STATE *H	W		73-60
Jan. 28	STETSON *	H	L	67-83
Jan. 30	JACKSONVILLE *	H	W	66-61
Feb. 4	Troy State *	A	L	82-87
Feb. 6	Centenary *	A	L	56-65
Feb. 13	Jacksonville State *A	L		60-68
Feb. 15	Samford *	A	L	49-56
Feb. 18	GEORGIA STATE *H	W		80-73
Feb. 20	TROY STATE *H	L		66-72

TAAC Tournament

Feb. 25	Samford	JAX	L	51-67
---------	---------	-----	---	-------

1721-1934

1999-00 (Won 12, Lost 16, 10-8 TAAC)

Coach Billy Lee

Nov. 20	Wake Forest	A	L	45-87
Nov. 27	UNC WILMINGTON	CCCC	L	60-73
Nov. 30	HIGH POINT	H	L	66-90
Dec. 3	ELON	H	L	56-59
Dec. 6	Samford *	A	L	39-71
Dec. 16	WINTHROP	H	W	62-58
Dec. 18	South Carolina	A	L	64-86
Dec. 20	Coastal Carolina	MBCC	L	79-91
Dec. 22	William & Mary	A	L	70-89
Dec. 30	MIDDLE TENNESSEE	H	W	73-66
Jan. 4	Georgia State *	A	W	69-64
Jan. 8	STETSON *	H	W	66-60
Jan. 10	JACKSONVILLE *	H	W	52-51
Jan. 13	Florida Atlantic *	A	W	72-61
Jan. 15	Central Florida *	A	L	63-90
Jan. 20	MERCER *	H	L	74-76
Jan. 22	TROY STATE *	H	L	59-73
Jan. 24	Jacksonville State *	A	W	54-51
Jan. 29	Mercer *	A	W	53-50
Jan. 31	Troy State *	A	L	64-69
Feb. 3	SAMFORD *	H	W	58-55
Feb. 5	JACKSONVILLE STATE *H	L		60-80
Feb. 12	GEORGIA STATE *H	L		64-66
Feb. 17	Jacksonville *	A	W	68-63
Feb. 19	Stetson *	A	W	67-61
Feb. 24	CENTRAL FLORIDA *H	L		67-77
Feb. 26	FLORIDA ATLANTIC *H	W		75-62

TAAC Tournament

Mar. 2	Samford	JAX	L	61-80
--------	---------	-----	---	-------

1760-1959

2000-01 (Won 7, Lost 21, 5-13 TAAC)

Coach Billy Lee

Nov. 18	UNC Asheville	A	W	85-70
Nov. 21	Winthrop	A	L	39-70
Nov. 25	#17 Wake Forest	A	L	47-86
Nov. 28	High Point	A	L	43-61
Nov. 30	Elon	A	L	57-74
Dec. 4	JACKSONVILLE STATE *H	W		88-76 OT
Dec. 14	COASTAL CAROLINA	H	W	75-72
Dec. 18	Middle Tennessee	A	L	73-78
Dec. 20	SE Missouri State	A	L	54-81
Jan. 2</				

Year-by-Year Results: 2001-2010

Jan. 22	SAMFORD *	H	L	61-76
Jan. 27	TROY STATE *	H	L	85-92 OT
Jan. 29	MERCER *	H	L	62-66
Feb. 1	Jacksonville State *	A	L	59-67
Feb. 3	Samford *	A	L	49-63
Feb. 10	Georgia State *	A	L	67-95
Feb. 12	WILLIAM & MARY	H	L	61-64
Feb. 15	STETSON *	H	L	71-76
Feb. 17	JACKSONVILLE *	H	W	78-68
Feb. 22	Florida Atlantic *	A	W	83-80
Feb. 24	Central Florida *	A	W	72-69
TAAC Tournament				
Feb. 28	Florida Atlantic	GSU	L	65-70

2001-02 (Won 8, Lost 19, 6-14 A-Sun)

Coach Billy Lee

Nov. 17	Louisiana State	A	L	59-83
Nov. 20	UNC PEMBROKE	H	W	93-77
Nov. 24	UNC ASHEVILLE	H	W	77-72 OT
Nov. 26	FURMAN	H	L	75-78
Nov. 29	Belmont *	A	L	78-90
Dec. 1	Furman	A	L	53-83
Dec. 12	Georgia State *	A	L	71-85
Dec. 19	TROY STATE *	H	L	81-88
Dec. 21	Coastal Carolina	A	L	56-67
Dec. 29	Florida State	A	L	47-93
Jan. 2	MERCER *	H	W	77-76 OT
Jan. 5	Central Florida *	A	L	86-99 OT
Jan. 7	Florida Atlantic *	A	L	60-77
Jan. 10	JACKSONVILLE *	H	L	53-67
Jan. 12	STETSON *	H	W	91-82
Jan. 17	Samford *	A	L	55-69
Jan. 19	Jacksonville State *	A	W	84-79
Jan. 23	GEORGIA STATE *	H	L	64-81
Jan. 26	SAMFORD *	H	W	56-53
Jan. 28	JACKSONVILLE STATE *	H	L	66-78
Feb. 2	Stetson *	A	L	69-72
Feb. 4	Jacksonville *	A	L	57-85
Feb. 7	FLORIDA ATLANTIC *	H	W	92-87
Feb. 9	CENTRAL FLORIDA *	H	W	86-84
Feb. 14	Troy State *	A	L	71-81
Feb. 16	Mercer *	A	L	85-88
Feb. 23	BELMONT *	H	L	67-84

2002-03 (Won 5, Lost 22, 1-15 A-Sun)

Coach Billy Lee

Nov. 23	FRANCIS MARION	H	W	65-64
Nov. 26	Old Dominion	A	L	43-72
Nov. 30	COASTAL CAROLINA	H	W	65-49
Dec. 11	UNC Wilmington	A	L	36-68
Dec. 14	UNC Asheville	A	L	89-99 OT
Dec. 17	HIGH POINT	H	W	99-80
Dec. 21	East Carolina	Crown	L	61-86
Dec. 28	High Point	A	L	76-79
Dec. 30	WILLIAM & MARY	H	L	80-82
Jan. 4	Jacksonville State *	A	L	78-82
Jan. 6	Georgia State *	A	L	59-92
Jan. 9	SAMFORD *	H	L	53-62
Jan. 11	BELMONT *	H	L	63-73
Jan. 16	Lipscomb	A	L	55-80
Jan. 18	GARDNER-WEBB *	H	W	76-74
Jan. 23	Jacksonville *	A	L	51-65
Jan. 25	Stetson *	A	L	57-69
Jan. 30	MERCER *	H	L	62-77
Feb. 1	TROY STATE *	H	L	75-100
Feb. 4	CENTRAL FLORIDA *	H	L	69-98
Feb. 7	Florida Atlantic *	A	L	56-83
Feb. 12	LIPSCOMB	H	W	91-90 2OT
Feb. 14	Gardner-Webb *	A	L	69-81
Feb. 20	Belmont *	A	L	56-74
Feb. 22	Samford *	A	L	44-63
Feb. 27	GEORGIA STATE *	H	L	72-88
Mar. 1	JACKSONVILLE STATE *	H	L	56-68

Robbie Laing (2003-13)

Record: ^114-185 / 10 years

2003-04 (Won 3, Lost 24, 3-17 A-Sun)

Coach Robbie Laing

Nov. 22	East Carolina	A	L	54-93
Nov. 25	UNC GREENSBORO	H	L	66-78
Nov. 29	South Carolina	A	L	48-77
Dec. 1	UNC WILMINGTON	H	L	59-71
Dec. 9	UNC Greensboro	A	L	61-79
Dec. 15	CENTRAL FLORIDA *	H	L	61-68
Dec. 17	FLORIDA ATLANTIC *	H	L	86-99
Dec. 20	Coastal Carolina	A	L	55-84
Dec. 30	William & Mary	A	L	67-82
Jan. 3	TROY STATE *	H	L	73-107
Jan. 8	Georgia State *	A	L	68-89
Jan. 10	Mercer *	A	L	86-92
Jan. 14	GARDNER-WEBB *	H	L	62-79
Jan. 17	JACKSONVILLE *	H	W	85-73
Jan. 19	STETSON *	H	L	60-74
Jan. 22	Lipscomb *	A	L	61-78
Jan. 24	Belmont *	A	L	60-92
Jan. 28	Troy State *	A	L	82-120
Jan. 31	LIPSCOMB *	H	W	90-84
Feb. 2	BELMONT *	H	L	85-94
Feb. 5	Stetson *	A	L	72-75
Feb. 7	Jacksonville *	A	L	76-79
Feb. 12	MERCER *	H	W	69-66
Feb. 14	GEORGIA STATE *	H	L	67-90
Feb. 20	Gardner-Webb *	A	L	69-84
Feb. 26	Florida Atlantic *	A	L	80-95
Feb. 28	Central Florida *	A	L	56-106

2004-05 (Won 2, Lost 25, 0-20 A-Sun)

Coach Robbie Laing

Nov. 19	Furman	A	L	52-64
Nov. 23	WILLIAM & MARY	H	W	75-62
Nov. 26	# 17 North Carolina St.	A	L	44-99
Nov. 30	UNC Wilmington	A	L	52-75
Dec. 11	North Carolina A&T	A	W	68-67
Dec. 14	Florida Atlantic *	A	L	59-82
Dec. 16	Central Florida *	A	L	73-90
Dec. 23	Tennessee	A	L	49-90
Dec. 29	#8 Kentucky	A	L	50-82
Jan. 3	BELMONT *	H	L	71-78 OT
Jan. 5	LIPSCOMB *	H	L	56-60
Jan. 7	Gardner-Webb *	A	L	66-69
Jan. 13	Mercer *	A	L	72-90
Jan. 15	Georgia State *	A	L	68-92
Jan. 20	JACKSONVILLE *	H	L	57-61
Jan. 22	STETSON *	H	L	61-80
Jan. 24	Troy *	A	L	61-87
Jan. 29	Jacksonville *	A	L	65-78
Jan. 31	Stetson *	A	L	51-70
Feb. 3	MERCER *	H	L	77-83
Feb. 5	GEORGIA STATE *	H	L	73-78
Feb. 8	GARDNER-WEBB *	H	L	62-64
Feb. 12	TROY *	H	L	56-60
Feb. 17	Lipscomb *	A	L	65-71 OT
Feb. 19	Belmont *	A	L	63-81
Feb. 24	FLORIDA ATLANTIC *	H	L	83-89
Feb. 26	CENTRAL FLORIDA *	H	L	52-63

2005-06 (Won 10, Lost 18, 9-11 A-Sun)

Coach Robbie Laing

Nov. 18	SAN DIEGO	H	L	81-90
Nov. 26	William & Mary	A	L	79-93
Nov. 28	FURMAN	H	L	78-79 OT
Dec. 1	STETSON *	H	W	84-70
Dec. 3	MERCER *	H	W	86-80
Dec. 14	NORTH CAROLINA A&T	H	W	93-72

Dec. 17	Evansville	A	L	71-83
Dec. 19	Indiana State	A	L	71-86
Dec. 22	Florida State	A	L	73-108
Jan. 2	Belmont *	A	L	91-102
Jan. 4	Lipscomb *	A	W	95-91
Jan. 7	EAST TENNESSEE ST. *	H	L	96-110
Jan. 9	KENNESAW STATE *	H	L	77-81
Jan. 13	Gardner-Webb *	A	W	79-76
Jan. 17	FLORIDA ATLANTIC *	H	L	88-97
Jan. 19	North Florida *	A	L	84-95
Jan. 21	Jacksonville *	A	W	87-75
Jan. 25	GARDNER-WEBB *	H	L	70-81
Jan. 28	NORTH FLORIDA *	H	W	93-75
Jan. 30	JACKSONVILLE *	H	W	91-77
Feb. 2	Florida Atlantic *	A	L	90-95
Feb. 9	East Tennessee St. *	A	L	81-89
Feb. 11	Kennesaw State *	A	W	86-78
Feb. 16	LIPSCOMB *	H	L	70-82
Feb. 18	BELMONT *	H	L	99-103 OT
Feb. 23	Stetson *	A	L	79-81
Feb. 25	Mercer *	A	W	71-69
A-Sun Tournament				
Mar. 3	Belmont	MC	L	76-90

2006-07 (Won 14, Lost 17, 7-11 A-Sun)

Coach Robbie Laing

Nov. 11	UNC PEMBROKE	H	W	106-66
Nov. 16	COASTAL CAROLINA	H	W	83-63
Nov. 20	UNC WILMINGTON	H	W	100-94
Nov. 25	Radford	A	L	80-87
Nov. 27	Appalachian State	A	L	71-84
Dec. 12	San Diego State	A	L	82-119
Dec. 14	San Diego	A	L	69-81
Dec. 18	RADFORD	H	W	101-88
Dec. 23	Virginia Tech	A	L	70-94
Dec. 30	OHIO VALLEY	H	W	107-65
Jan. 2	North Florida *	A	W	78-48
Jan. 4	Jacksonville *	A	L	71-90
Jan. 6	KENNESAW STATE *	H	W	88-85 2OT
Jan. 9	EAST TENNESSEE ST. *	H	L	76-100
Jan. 13	Mercer *	A	L	93-94
Jan. 15	Stetson *	A	L	73-82
Jan. 18	BELMONT *	H	W	79-67
Jan. 20	LIPSCOMB *	H	L	64-65
Jan. 25	NORTH FLORIDA *	H	W	54-49
Jan. 27	JACKSONVILLE *	H	W	84-74
Jan. 30	Gardner-Webb *	A	L	55-64
Feb. 2	Kennesaw State *	A	L	64-74
Feb. 5	East Tennessee St. *	A	L	57-87
Feb. 8	STETSON *	H	W	104-82
Feb. 10	MERCER *	H	L	80-81
Feb. 15	Lipscomb *	A	L	64-67
Feb. 17	Belmont *	A	L	68-92
Feb. 22	LONGWOOD	H	W	88-80
Feb. 24	GARDNER-WEBB *	H	W	71-60

Mar. 1	Jacksonville	JC	W	90-85 OT
Mar. 2	Belmont	JC	L	63-79

2007-08 (Won 10, Lost 20, 5-11 A-Sun)

Coach Robbie Laing

Nov. 10	COKER	H	W	76-47
Nov. 13	Coastal Carolina	A	L	76-85
Nov. 17	UNC ASHEVILLE	H	L	71-83
Nov. 21	APPALACHIAN STATE	H	L	64-71
Nov. 24	RADFORD	H	W	87-70
Nov. 28	South Carolina	A	L	52-92
Dec. 8	Radford	A	L	68-75
Dec. 13	UNC Asheville	A	L	76-79
Dec. 15	LIBERTY	H	W	73-70
Dec. 18	NORFOLK STATE	H	W	69-64
Dec. 28	Liberty	A	L	61-68

Jan. 3	LIPSCOMB *	H	L	79-86 OT
Jan. 5	BELMONT *	H	W	83-75
Jan. 10	East Tennessee St. *	A	L	69-74
Jan. 12	USC Upstate *	A	W	66-59
Jan. 15	Longwood	A	W	82-80
Jan. 18	GARDNER-WEBB *	H	W	93-73
Jan. 24	FLORIDA GULF COAST *	H	L	73-78
Jan. 26	STETSON *	H	L	52-57
Jan. 31	Jacksonville *	A	L	66-77
Feb. 2	North Florida *	A	W	78-74 OT
Feb. 7	KENNESAW STATE *	H	W	75-55
Feb. 9	Mercer *	A	L	70-75
Feb. 13	LONGWOOD	H	L	80-83
Feb. 16	Gardner-Webb *	A	L	70-86
Feb. 21	USC UPSTATE *	H	L	58-79
Feb. 23	EAST TENNESSEE ST. *	H	L	87-96
Feb. 28	Belmont *	A	L	64-75
Mar. 1	Lipscomb *	A	L	60-76
A-Sun Tournament				
Mar. 5	Belmont	AA	L	66-77

2008-09 (Won 14 Lost 16, 11-9 A-Sun)

Coach Robbie Laing

Nov. 15	CHOWAN	H	W	79-64
Nov. 19	East Carolina	A	L	65-86
Nov. 22	UNC ASHEVILLE	H	W	94-57
Nov. 24	VIRGINIA MILITARY	H	L	92-97
Nov. 29	Appalachian State	A	L	66-79
Dec. 9	Virginia Military	A	L	76-88
Dec. 13	Florida Gulf Coast *	A	L	68-72
Dec. 15	Stetson *	A	L	56-63
Dec. 20	UNC PEMBROKE	H	W	91-67
Dec. 29	Chicago State	NUCF	L	89-98
Dec. 30	Penn	NUCF	L	67-78
Jan. 3	MERCER *	H	W	72-57
Jan. 5	KENNESAW STATE *	H	W	77-67
Jan. 8	Lipscomb *	A	W	69-68
Jan. 10	Belmont *	A	L	54-87
Jan. 17	JACKSONVILLE *	H	L	63-76
Jan. 19	NORTH FLORIDA *	H	W	61-57
Jan. 22	East Tennessee St. *	A	L	60-79
Jan. 24	USC Upstate *	A	L	65-73
Jan. 28	FLORIDA GULF COAST *	H	W	78-62
Jan. 31	Kennesaw State *	A	W	87-44
Feb. 2	Mercer *	A	W	92-73
Feb. 6	BELMONT *	H	L	84-87
Feb. 9	LIPSCOMB *	H	L	67-83
Feb. 14	North Florida *	A	L	59-61
Feb. 16	Jacksonville *	A	W	89-83
Feb. 21	USC UPSTATE *	H	W	51-47
Feb. 23	EAST TENNESSEE ST. *	H	W	68-62
Feb. 27	STETSON *	H	W	73-56
A-Sun Tournament				
Mar. 5	Lipscomb	A	L	52-82

2009-10 (Won 19 Lost 11, 14-6 A-Sun) A-Sun Regular Season Champion

Coach Robbie Laing

Nov. 13	ST. ANDREWS	H	W	76-52
Nov. 17	EAST CAROLINA	H	W	74-68
Nov. 21	UNC Asheville	A	W	85-66
Nov. 23	VIRGINIA TECH	H	L	60-71
Nov. 27	NORTH FLORIDA *	H	W	59-58
Dec. 10	Western Carolina	A	L	

## Year-by-Year Results: 2010-2017

Jan. 16	STETSON*	H	W	81-55
Jan. 21	Belmont*	A	L	55-66
Jan. 23	Lipscomb*	A	W	86-82
Jan. 27	East Tennessee St.*	A	L	57-72
Jan. 30	BELMONT*	H	L	50-75
Feb. 1	LIPSCOMB*	H	L	59-60
Feb. 4	Stetson*	A	W	65-47
Feb. 6	Florida Gulf Coast*	A	W	64-52
Feb. 12	MERCER*	H	W	69-63
Feb. 15	KENNESAW STATE*	H	W	71-64
Feb. 17	USC UPSTATE*	H	W	66-46
Feb. 19	EAST TENNESSEE ST.*	H	W	79-57
Feb. 25	Jacksonville*	A	L	52-65
Feb. 27	North Florida*	A	W	57-49
Mar. 4	A-Sun Tournament			
	East Tennessee St.	UC	L	64-72
				2057-1900



Jonathan Rodriguez led CU to the 2010 ASUN regular season title.

Feb. 19	Florida Gulf Coast*	A	L	39-47
Feb. 24	EAST TENNESSEE ST.*	H	L	59-66
Feb. 26	USC UPSTATE*	H	L	64-70
Mar. 2	A-Sun Tournament			
	East Tennessee St.*	UC	L	53-54
				2032-2091

### 2011-12 (Won 17 Lost 15, 11-7 Big South)

#### Coach Robbie Laing

Nov. 11	HOUSTON BAPTIST	H	W	82-68
Nov. 14	EAST CAROLINA	H	W	76-74
Nov. 17	NORTH CAROLINA A&T	H	W	94-66
Nov. 21	Chicago State	A	W	75-69
Nov. 23	Iowa	A	W	77-61
Nov. 25	#25 Creighton	A	L	81-104
Dec. 1	LIBERTY*	H	W	96-82
Dec. 3	HIGH POINT*	H	W	72-62
Dec. 10	METHODIST	H	W	103-55
Dec. 14	Houston Baptist	A	L	76-87
Dec. 17	Virginia Tech	A	L	60-85
Dec. 19	UNC Wilmington	A	L	65-67
Dec. 22	Appalachian State	A	L	74-77
Dec. 29	North Carolina State	A	L	81-87
Jan. 2	COASTAL CAROLINA*	H	W	70-65 OT
Jan. 5	Charleston Southern*	A	L	73-91
Jan. 7	Presbyterian*	A	W	77-65
Jan. 12	UNC ASHEVILLE*	H	L	82-89
Jan. 14	GARDNER-WEBB*	H	W	74-68
Jan. 17	Winthrop*	A	W	54-51
Jan. 19	Radford*	A	W	73-65
Jan. 21	VMI*	H	W	80-73
Jan. 26	Gardner-Webb*	A	L	73-78
Jan. 28	UNC Asheville*	A	L	84-95
Feb. 2	CHARLESTON SOUTHERN*	H	W	62-57
Feb. 4	PRESBYTERIAN*	H	L	67-69
Feb. 7	Coastal Carolina*	A	W	81-75
Feb. 9	WINTHROP*	H	W	67-58
Feb. 18	Northwestern State	A	L	86-100
Feb. 22	High Point*	A	L	60-98
Feb. 25	Liberty*	A	L	41-49
	Big South Tournament			
Feb. 29	Winthrop	KA	L	55-71
				2370-2361

### 2012-13 (Won 13^ Lost 20, 7-9 Big South)

#### Coach Robbie Laing

Nov. 9	AVERETT	H	W	74-55
Nov. 12	NORTHWESTERN ST.	H	L	67-71
Nov. 16	APPALACHIAN ST.	H	W	101-82
Nov. 18	Iowa State	A	L	68-88
Nov. 20	#20 Cincinnati	A	L	72-91
Nov. 23	North Carolina A&T	TM	L	60-85
Nov. 24	Northern Arizona	TM	L	72-70
Nov. 29	NEWBERRY	H	W	91-78
Dec. 4	ROBERT MORRIS	H	L	58-61
Dec. 12	RIO GRANDE	H	L	65-67
Dec. 19	#14 Gonzaga	A	L	52-74
Dec. 22	Seattle	A	L	49-72
Dec. 29	UNC WILMINGTON	H	W	72-60
Jan. 2	East Carolina	A	W	86-81 OT
Jan. 5	GARDNER-WEBB*	H	W	93-83
Jan. 9	Longwood*	A	W	83-70
Jan. 12	Presbyterian*	A	W	62-46
Jan. 16	VMI*	A	L	57-76
Jan. 19	WINTHROP*	H	W	63-59
Jan. 23	RADFORD*	H	W	69-60
Jan. 26	Coastal Carolina*	A	L	59-73
Jan. 29	Liberty*	A	L	72-89
Feb. 2	UNC ASHEVILLE*	H	L	61-78
Feb. 6	HIGH POINT*	H	L	52-58
Feb. 9	Charleston Southern*	A	L	68-86
Feb. 13	LIBERTY*	H	L	80-82
Feb. 16	VMI*	H	W	87-78
Feb. 19	Radford*	A	W	72-66 OT

Feb. 23	SAVANNAH STATE	H	L	63-69
Feb. 27	LONGWOOD*	H	L	66-79
Mar. 2	High Point*	A	L	62-63
	Big South Tournament			
Mar. 5	Presbyterian	THC	W	81-73 OT
Mar. 7	Gardner-Webb	THC	L	57-71
				2284-2395

^ 13 wins in 2012-13 vacated due to NCAA penalty (revised record 0-20)

### Kevin McGeehan

#### (2013-)

Record: 139-146 / 9 years

### 2013-14 (Won 12\* Lost 20, 6-10 Big South)

#### Coach Kevin McGeehan

Nov. 8	SHENANDOAH	H	W	87-62
Nov. 12	Appalachian State	A	W	73-66
Nov. 16	North Carolina State	A	L	66-81
Nov. 18	NC CENTRAL	H	L	43-62
Nov. 20	Cincinnati	A	L	62-81
Nov. 27	ST. ANDREWS	H	W	62-55
Nov. 30	Georgia Southern	A	W	75-73 OT
Dec. 3	UNC Wilmington	A	L	50-69
Dec. 10	CHOWAN	H	L	65-67 OT
Dec. 13	Loyola Chicago	A	L	68-80
Dec. 18	Robert Morris	A	L	61-72
Dec. 21	JOHNSON & WALES	H	W	95-64
Dec. 30	GEORGIA SOUTHERN	H	W	69-63
Jan. 2	EAST CAROLINA	H	L	71-79
Jan. 4	DELAWARE STATE	H	L	60-70
Jan. 8	HIGH POINT*	H	W	74-71
Jan. 11	Longwood*	A	W	75-67
Jan. 14	Liberty*	A	L	68-71
Jan. 18	VMI*	H	W	97-93 OT
Jan. 22	RADFORD*	H	W	65-63
Jan. 25	Gardner-Webb*	A	L	48-66
Jan. 29	CHARLESTON SOUTHERN*	H	W	65-57
Feb. 1	COASTAL CAROLINA*H	L	58-61	
Feb. 5	UNC Asheville*	A	L	73-86
Feb. 8	Winthrop*	A	L	62-88
Feb. 12	PRESBYTERIAN*	H	W	77-66
Feb. 15	LONGWOOD*	H	L	53-76
Feb. 19	VMI*	A	L	81-84
Feb. 22	LIBERTY*	H	L	59-79
Feb. 26	Radford*	A	L	78-82
Feb. 28	High Point*	A	L	53-56
	Big South Tournament			
Mar. 5	Charleston Southern	THC	L	71-81
				2164-2291

### 2014-15 (Won 10\* Lost 22, 4-14 Big South)

#### Coach Kevin McGeehan

Nov. 14	BARBER-SCOTIA	H	W	97-58
Nov. 18	Davidson	A	L	51-86
Nov. 22	COLGATE	H	L	48-54
Nov. 26	#16 Ohio State	A	L	64-91
Nov. 30	Sacred Heart	A	L	62-71
Dec. 2	James Madison	A	L	61-63
Dec. 8	JOHNSON & WALES	H	W	63-38
Dec. 10	Delaware State	A	W	70-55
Dec. 14	College of Charleston	A	L	47-58
Dec. 17	SIU-EDWARDSVILLE	H	W	70-65
Dec. 20	MONTREAT	H	W	90-64
Dec. 23	UNC WILMINGTON	H	W	69-63
Dec. 28	Samford	A	L	56-65
Dec. 31	LIBERTY*	H	W	53-46
Jan. 5	Charleston Southern*	A	L	71-74
Jan. 10	High Point*	A	L	62-69
Jan. 12	COASTAL CAROLINA*H	L	67-70	
Jan. 15	RADFORD*	H	L	55-72
Jan. 17	UNC ASHEVILLE*	H	L	65-69
Jan. 22	Presbyterian*	A	L	70-72
Jan. 24	Winthrop*	A	L	63-71

Jan. 26	GARDNER-WEBB*	H	W	78-59
Jan. 31	UNC Asheville*	A	L	63-70
Feb. 3	PRESBYTERIAN*	H	W	66-53
Feb. 6	Gardner-Webb*	A	L	65-73 OT
Feb. 10	Liberty*	A	L	70-73
Feb. 14	HIGH POINT*	H	L	51-63
Feb. 19	Coastal Carolina*	A	L	57-81
Feb. 21	CHARLESTON SOUTHERN*	H	L	57-86
Feb. 26	WINTHROP*	H	W	65-50
Feb. 28	Longwood*	A	L	65-70
	Big South Tournament			
Mar. 4	Gardner-Webb	THC	L	64-72
				2045-2124

\* 12 wins in 2013-14 and 9 wins in 2014-15 vacated due to NCAA penalty (revised record 0-20 in 2013-14, 1-22 in 2014-15).

### 2015-16 (Won 12 Lost 18, 5-13 Big South)

#### Coach Kevin McGeehan

Nov. 13	MONTREAT	H	W	87-42
Nov. 16	Savannah State	A	L	57-59
Nov. 21	MORGAN STATE	H	L	54-59
Nov. 24	SIU-Edwardsville	A	W	77-74
Nov. 28	COASTAL CAROLINA*	H	W	79-73
Nov. 30	VMI	H	W	66-65
Dec. 9	Charlotte	A	W	76-70
Dec. 13	UNC Asheville*	A	L	60-80
Dec. 16	JOHNSON & WALES	H	W	87-53
Dec. 19	THE CITADEL	H	W	101-82
Dec. 22	COL. OF CHARLESTON	H	L	68-86
Dec. 28	UNC Wilmington	A	L	83-106
Dec. 31	Winthrop*	A	W	90-83
Jan. 2	PRESBYTERIAN*	H	L	63-70
Jan. 6	Gardner-Webb*	A	L	68-71
Jan. 9	Liberty*	A	L	52-55
Jan. 14	LONGWOOD*	H	L	57-74
Jan. 16	CHARLESTON SOUTHERN*	H	L	75-82
Jan. 20	Radford*	A	L	66-78
Jan. 27	HIGH POINT*	H	L	63-73
Jan. 30	Coastal Carolina*	A	L	68-97
Feb. 3	Longwood*	A	L	79-80
Feb. 6	UNC ASHEVILLE*	H	L	71-81
Feb. 11	GARDNER-WEBB*	H	W	89-85 OT
Feb. 13	Presbyterian*	A	W	91-61
Feb. 16	ALLEN	H	W	110-66
Feb. 20	Charleston Southern*	A	W	74-72
Feb. 25	RADFORD*	H	L	56-60
Feb. 27	WINTHROP*	H	L	71-87
	Big South Tournament			
Mar. 3	GARDNER-WEBB*	H	L	69-79

### 2016-17 (Won 19 Lost 18, 7-11 Big South)

#### Coach Kevin McGeehan

Nov. 11	Oklahoma State	A	L	65-102
Nov. 15	BRIDGEWATER	H	W	101-45
Nov. 19	Morgan State	A	L	66-82
Nov. 21	SAMFORD	H	L	53-66
Nov. 26	VMI	A	W	67-53
Nov. 28	ALLEN	H	W	92-60
Dec. 2	USC Upstate	MFC	L	73-80 OT
Dec. 3	Colgate	MFC	W	73-71 OT
Dec. 4	The Citadel	A	W	97-91
Dec. 14	UNC WILMINGTON	H	L	75-96
Dec. 19	JOHNSON & WALES	H	W	90-59
Dec. 22	STETSON	H	W	81-72
Dec. 29	Longwood*	A	L	77-79
Dec. 31	PRESBYTERIAN*	H	W	69-58
Jan. 4	CHARLESTON SOUTHERN*	H	W	92-82
Jan. 7	Liberty*	A	L	54-61
Jan. 11	Gardner-Webb*	A	W	76-60
Jan. 14	WINTHROP*	H	L	63-72
Jan. 19	HIGH POINT*	H	L	78-83
Jan. 21	UNC Asheville*	A	L	56-72
Jan. 26	Radford*	A	W	78-61

## Year-by-Year Results: 2017-2024

Jan. 28	LIBERTY *	H	L	40-72
Feb. 1	GARDNER-WEBB *	H	L	68-80
Feb. 4	Winthrop *	A	L	62-76
Feb. 9	LONGWOOD *	H	W	83-79
Feb. 11	Presbyterian *	A	W	70-57
Feb. 15	Charleston Southern* A	L	69-72	
Feb. 18	UNC ASHEVILLE *	H	L	53-66
Feb. 23	High Point *	A	L	49-59
Feb. 25	RADFORD *	H	W	61-58
Big South Tournament				
Feb. 28	PRESBYTERIAN	H	W	81-62
Mar. 2	UNC Asheville	WC	W	81-79
Mar. 3	Radford	WC	W	66-50
Mar. 5	Winthrop	A	L	59-76
Collegelsider.com Tournament				
Mar. 14	HOUSTON BAPTIST/	H	W	98-79
Mar. 20	UT-MARTIN	H	W	73-56
Mar. 25	FURMAN	H	L	64-79

2581-2412

### 2017-18 (Won 18 Lost 16, 10-8 Big South)

**Coach Kevin McGeehan**

Nov. 10	Penn State	A	L	76-86
Nov. 13	COLUMBIA INTL.	H	W	108-44
Nov. 18	UNC Wilmington	A	L	84-88
Nov. 20	JOHNSON & WALES	H	W	98-53
Nov. 24	ABILENE CHRISTIAN#	H	L	80-85 OT
Nov. 25	BOWLING GREEN#	H	L	72-78
Nov. 26	USC UPSTATE#	H	W	93-74
Nov. 30	Stetson	A	W	85-78
Dec. 4	East Carolina	A	L	66-69
Dec. 14	THE CITADEL	H	W	87-77
Dec. 19	Saint Louis	A	L	66-74
Dec. 22	ALLEN	H	W	91-62
Dec. 30	UNC Asheville *	A	L	79-85
Jan. 3	GARDNER-WEBB *	H	L	80-82 OT
Jan. 6	WINTHROP *	H	W	88-77
Jan. 9	Presbyterian *	A	W	83-79
Jan. 12	HIGH POINT *	H	W	65-64
Jan. 15	Longwood *	A	L	62-76
Jan. 18	CHARLESTON SOUTHERN*	H	W	62-47
Jan. 21	RADFORD *	H	W	59-56
Jan. 23	Liberty *	A	W	94-85
Jan. 27	Winthrop *	A	L	64-75
Feb. 1	UNC ASHEVILLE *	H	L	57-64
Feb. 3	High Point *	A	L	56-67
Feb. 7	Gardner-Webb *	A	W	78-70
Feb. 10	LONGWOOD *	H	W	88-54
Feb. 15	Radford *	A	L	53-72
Feb. 18	LIBERTY *	H	W	79-69
Feb. 22	Charleston Southern *	A	L	68-72
Feb. 24	PRESBYTERIAN *	H	W	72-56

Mar. 1 Liberty KA L 59-73

College Basketball Invitational (CBI)

Mar. 14 MIAMI (OHIO) H W 97-87

Mar. 19 NEW ORLEANS H W 71-69

Mar. 22 San Francisco A L 62-65

#Creek Classic

### 2018-19 (Won 20 Lost 13, 12-4 Big South)

**Coach Kevin McGeehan**

Nov. 6	UNC WILMINGTON	H	W	97-93 OT
Nov. 9	COASTAL CAROLINA	H	L	75-85
Nov. 12	Ohio	A	L	73-81
Nov. 16	Florida A&M #	MON	W	66-59
Nov. 18	Austin Peay #	MON	W	78-72
Nov. 24	Georgetown	A	L	85-93
Nov. 29	TRINITY BAPTIST	H	W	79-29
Dec. 4	Abilene Christian	A	L	68-83
Dec. 13	CENTRAL PENN	H	W	100-53
Dec. 18	THE CITADEL	H	L	72-82
Dec. 21	Austin Peay ^	STP	L	75-88
Dec. 22	Alabama State ^	STP	W	70-69

Dec. 29	Miami	A	L	72-73
Jan. 2	ALLEN	H	W	95-48
Jan. 5	GARDNER-WEBB *	H	W	72-71
Jan. 10	WINTHROP *	H	L	86-90
Jan. 16	UNC Asheville *	A	W	70-53
Jan. 19	Charleston Southern *	A	W	73-72
Jan. 24	PRESBYTERIAN *	H	W	77-73
Jan. 26	Hampton *	A	L	58-64
Jan. 30	Radford *	A	W	68-67
Feb. 2	LONGWOOD *	H	W	83-62
Feb. 7	High Point *	A	L	56-57
Feb. 9	USC UPSTATE *	H	W	82-66
Feb. 13	HAMPTON *	H	W	87-84
Feb. 16	Presbyterian *	A	L	71-76
Feb. 21	HIGH POINT *	H	W	61-48
Feb. 23	Longwood *	A	W	74-72
Feb. 27	USC Upstate *	A	W	85-73
Mar. 2	RADFORD *	H	W	64-62
Big South Tournament				
Mar. 7	HAMPTON	H	W	86-77
Mar. 8	GARDNER-WEBB	H	L	74-79
National Invitation Tournament				
Mar. 29	UNC Greensboro	A	L	69-84

# Jamaica Classic (at Montego Bay)

^ St. Pete Shootout (St. Petersburg, Fla.)



Chris Clemons led CU to the 2019 Big South regular season crown.

### 2019-20 (Won 15 Lost 16, 6-12 Big South)

**Coach Kevin McGeehan**

Nov. 5	Coastal Carolina	A	W	75-74
Nov. 8	CENTRAL PENN	H	W	101-47
Nov. 12	UNC Wilmington	A	L	76-81 OT
Nov. 16	The Citadel	A	W	87-73
Nov. 25	JACKSONVILLE	H	W	62-57
Nov. 29	Georgia Southern @	FGC	L	74-84
Nov. 30	Florida Gulf Coast @	A	W	51-46
Dec. 1	North Dakota @	FGC	W	58-56
Dec. 14	East Carolina	A	L	67-79
Dec. 17	ELON	H	W	60-46
Dec. 21	JOHNSON & WALES	H	W	82-59
Dec. 29	Ohio	A	W	63-55
Jan. 2	GARDNER-WEBB *	H	L	65-67
Jan. 4	WINTHROP *	H	L	72-87
Jan. 8	UNC Asheville *	A	W	64-62
Jan. 11	Radford *	A	L	63-68
Jan. 16	CHARLESTON SO. *	H	L	62-77
Jan. 18	LONGWOOD *	H	W	68-58

Jan. 20	Presbyterian *	A	L	79-85
Jan. 23	Hampton *	A	L	74-83
Jan. 30	HIGH POINT *	H	L	57-62
Feb. 2	USC Upstate *	A	L	74-91
Feb. 6	Winthrop *	A	L	53-62
Feb. 8	PRESBYTERIAN *	H	W	79-62
Feb. 10	Longwood *	A	L	56-57
Feb. 13	HAMPTON *	H	W	75-49
Feb. 15	RADFORD *	H	L	60-73
Feb. 20	Charleston So. *	A	W	66-51
Feb. 22	Gardner-Webb *	A	L	61-73
Feb. 29	UNC ASHEVILLE *	H	W	78-69
Big South Tournament				
Mar. 3	UNC Asheville	A	L	68-72

2130-2065

@ Hilton Garden Inn FGCU Classic (Ft. Myers, Fla.)

### 2020-21 (Won 17 Lost 10, 11-6 Big South)

**Coach Kevin McGeehan**

Nov. 30	ST. ANDREWS	H	W	85-51
Dec. 8	Jacksonville @	A	W	80-78
Dec. 9	New Orleans @	SG	W	79-70
Dec. 10	Florida National @	SG	W	122-92
Dec. 16	Elon	A	L	56-66
Dec. 19	NC State	A	L	50-69
Dec. 21	UNC WILMINGTON	H	L	59-78
Dec. 30	Winthrop *	A	L	83-84
Dec. 31	Winthrop *	A	L	76-94
Jan. 4	Gardner-Webb *	A	W	70-61
Jan. 5	Gardner-Webb *	A	L	70-85
Jan. 9	Longwood *	A	W	64-58
Jan. 10	Longwood *	A	L	69-78
Jan. 14	PRESBYTERIAN *	H	W	48-46
Jan. 15	PRESBYTERIAN *	H	W	73-51
Jan. 19	RADFORD *	H	L	91-97
O3				
Jan. 20	RADFORD *	H	L	61-67
Jan. 29	CHARLESTON SO. *	H	W	59-58
Jan. 30	CHARLESTON SO. *	H	W	75-67
Feb. 11	USC UPSTATE *	H	W	72-71
Feb. 12	USC UPSTATE *	H	W	64-49
Feb. 18	Hampton *	A	W	76-57
Feb. 19	Hampton *	A	W	73-68
Feb. 23	HIGH POINT *	H	W	68-48
Big South Tournament				
Mar. 1	GARDNER-WEBB	H	W	63-57
Mar. 4	Radford	A	W	78-60
Mar. 7	Winthrop	A	L	53-80

1917-1840

@ BSN Sports Dolphin Classic (Jacksonville, Fla.)

### 2021-22 (Won 16 Lost 13, 8-8 Big South)

**Coach Kevin McGeehan**

Nov. 9	WILLIAM PEACE	H	W	85-50
Nov. 12	Hartford @	CIS	W	68-67
Nov. 13	#9 Duke @	A	L	56-67
Nov. 18	Marshall	A	W	67-65
Nov. 24	MD-EASTERN SHORE	H	W	66-55
Nov. 27	Stetson	A	W	60-58
Nov. 30	LANCASTER BIBLE	H	W	83-39
Dec. 4	VCU	A	L	61-65
Dec. 7	COLUMBIA INTL.	H	W	74-56
Dec. 15	GEORGIA SOUTHERN	H	L	66-69
Dec. 22	UNC Wilmington	A	L	58-65
Jan. 5	UNC ASHEVILLE *	H	L	54-60
Jan. 10	Winthrop *	A	L	72-74
Jan. 12	CHARLESTON SO. *	H	W	67-52
Jan. 15	RADFORD *	H	W	70-58
Jan. 19	Longwood *	A	L	64-72
Jan. 22	NC A&T *	A	W	73-72
Jan. 26	HAMPTON *	H	W	75-60
Jan. 29	HIGH POINT *	H	W	77-72
Feb. 2	Presbyterian *	A	L	58-64
Feb. 5	USC Upstate *	A	W	80-71

Feb. 9	GARDNER-WEBB *	H	L	45-57
Feb. 12	High Point *	A	W	60-42
Feb. 16	Radford *	A	L	67-71
Feb. 19	NC A&T *	H	W	64-63
Feb. 23	Hampton *	A	L	66-68
Feb. 26	LONGWOOD *	H	L	55-60
Big South Tournament				
Mar. 2	Presbyterian	BOJ	W	75-72OT
Mar. 4	Gardner Webb	BOJ	L	53-54
1919-1798				
@ Veterans Day Weekend Showcase (Durham, N.C.)				

### 2022-23 (16-18, 8-10 Big South)

**Coach Kevin McGeehan**

Nov. 7	ST. AUGUSTINE'S	H	W	79-62
Nov. 11	NC State	A	L	67-73
Nov. 18	App State %	A	W	63-58
Nov. 19	Southeastern La. %	N	L	69-70
Nov. 20	Kennesaw State %	N	W	85-61
Nov. 23	JACKSONVILLE	H	L	43-64
Nov. 27	STETSON	H	W	87-85OT
Dec. 2	East Carolina	A	L	69-79
Dec. 7	Evansville	A	L	66-72
Dec. 14	WILLIAM PEACE	H	W	97-58
Dec. 17	Georgia Southern	A	L	53-54
Dec. 21	UNCW	H	L	66-74
Dec. 29	Presbyterian *	A	L	72-82
Dec. 31	LONGWOOD *	H	L	42-67
Jan. 4	GARDNER-WEBB *	H	W	63-58
Jan. 7	UNC Asheville *	A	L	55-58
Jan. 11	USC Upstate *	A	W	78-63
Jan. 14	WINTHROP *	H	L	74-78
Jan. 18	RADFORD *	H	L	55-63
Jan. 21	Charleston So. *	A	W	78-76
Jan. 25	High Point *	A	W	72-64
Jan. 28	UNC ASHEVILLE *	H	L	65-78
Feb. 1	USC UPSTATE *	H	W	78-66
Feb. 4	Longwood *	A	L	50-74
Feb. 8	HIGH POINT *	H	W	82-66
Feb. 11	Gardner-Webb *	A	L	73-77
Feb. 15	CHARLESTON SO. *	H	W	67-51
Feb. 18	PRESBYTERIAN *	H	W	74-57
Feb. 22	Winthrop *	A	L	93-95
Feb. 25	Radford *	A	L	65-67
Big South Tournament				
Mar. 1	Presbyterian	N	W	68-63
Mar. 3	Longwood	N	W	81-68
Mar. 4	Radford	N	W	72-71
Mar. 5	UNC Asheville	N	L	73-77

% App State MTE (Boone, N.C.)

Big South Tournament - Bojangles Coliseum - Charlotte, N.C.

### 2023-24 (14-18, 8-10 CAA)

**Coach Kevin McGeehan**

Nov. 6	NAVY	H	W	59-48
Nov. 11	East Carolina	A	L	63-77
Nov. 15	Virginia Tech	A	L	44-60
Nov. 20	NC CENTRAL	H	L	75-78OT
Nov. 21	IDAHO STATE	H	L	55-69
Nov. 22	THE CITADEL	H	W	65-58
Nov. 29	Jacksonville	A	L	48-62
Dec. 2	SOUTHERN VA.	H	W	87-56
Dec. 6	Davidson	A	L	50-62
Dec. 12	PFEIFFER	H	W	88-59
Dec. 14	ST. AUGUSTINE'S	H	W	97-48
Dec. 18	MORGAN STATE	H	W	83-76
Dec. 30	Saint Francis	A	L	76-78
Jan. 4	NC A&T *	A	L	62-76
Jan. 6	Hampton	A	W	80-69
Jan. 11	DELAWARE	H	L	62-68
Jan. 13	HOFSTRA	H	W	69-68
Jan. 18	William & Mary	A	W	77-64

## Year-by-Year Results: 2024-pres.

Jan. 20	Towson	A	L	43-77
Jan. 25	ELON	H	W	78-68
Jan. 27	CHARLESTON	H	L	67-90
Feb. 1	Elon	A	W	69-67
Feb. 3	at UNCW	A	L	74-77
Feb. 8	NORTHEASTERN	H	L	76-86
Feb. 10	STONY BROOK	H	W	95-77
Feb. 15	Monmouth	A	L	87-88
Feb. 17	Drexel	A	L	66-81
Feb. 22	HAMPTON	H	L	68-72
Feb. 26	UNCW	H	W	105-100 2OT
Feb. 29	Charleston	A	L	73-96
Mar. 2	NC A&T	H	W	64-62



*Jasin Sinani scored 13 points in the two OT periods to down UNCW 105-100 in 2024.*

## Camels in the NCAA Tournament

**1992 NCAA Tournament  
East Regional First Round  
at Greensboro, NC  
Attendance: 15,800  
Duke 82, Campbell 56**

Campbell	Min	FG-A	FT-A	Reb O-T	A	PF	Pts.
Mark Mocnik	36	11-23	0-0	2-10	0	0	29
Joe Spinks	31	2-10	0-0	3-7	3	5	6
Billy Ellison	33	0-6	2-4	5-5	2	4	2
Keith Ison	35	3-12	1-2	2-3	4	5	7
Steve Martin	29	4-12	0-0	0-1	4	3	10
Bobby Murray	1	0-0	0-0	0-1	0	0	0
Salaam Hall	8	0-1	2-2	0-1	0	0	2
Jerome Holley	1	0-0	0-0	0-0	0	0	0
Scott Neely	16	0-5	0-0	3-5	0	0	0
Mike Rice	3	0-1	0-0	0-0	0	0	0
Doug Mitchell	7	0-1	0-0	1-1	0	5	0
Team				6-9			
Totals	200	20-71	5-8	22-43	13	22	56

3-point goals: 11-27 (Mocnik 7-13, Spinks 2-4, Martin 2-7, Neely 0-3). Turnovers: 21 (Mocnik 2, Spinks 6, Ellison 4, Ison 5, Holley 1, Neely 1, Rice 1, Team 1). Steals: 8 (Mocnik 1, Ison 5, Martin 2). Blocks: 0.

Duke	Min	FG-A	FT-A	Reb O-T	A	PF	Pts.
Antonio Lang	28	3-5	0-0	1-3	1	3	6
Brian Davis	28	3-5	1-2	0-2	3	1	7
Christian Laettner	32	9-14	2-3	1-9	4	3	22
Bobby Hurley	35	3-8	2-3	0-3	10	2	10
Thomas Hill	25	8-10	3-5	1-5	1	0	20
Marty Clark	6	2-4	0-0	1-2	0	0	4
Kenny Blakeney	1	0-0	0-0	0-0	0	0	0
Ron Burt	1	0-1	0-0	0-1	1	0	0
Grant Hill	22	1-4	3-6	0-5	5	0	5
Cherokee Parks	12	2-4	0-0	2-5	0	3	4
Erik Meek	7	2-3	0-0	1-1	1	0	4
Christian Ast	3	0-1	0-0	1-1	0	0	0
Team				1-3			
Totals	200	33-59	11-19	9-40	26	12	82

3-point goals: 5-12 (Davis 0-1, Laettner 2-3, Hurley 2-4, T.Hill 1-2, Clark 0-1, G.Hill 0-1). Turnovers: 16 (Lang 1, Davis 1, Laettner 1, Hurley 4, T.Hill 1, Blakeney 1, Burt 1, G.Hill 5, Parks 1). Steals: 13 (Lang 1, Davis 1, Laettner 5, Hurley 3, T.Hill 1, Clark 1, G.Hill 1). Blocks: 8 (Lang 2, Laettner 1, Hurley 1, G.Hill 2, Parks 1, Meek 1).

<b>Campbell</b>	<b>16</b>	<b>40</b>	<b>56</b>
<b>Duke</b>	<b>36</b>	<b>46</b>	<b>82</b>



*Chevrolet Player of the Game Mark Mocnik scored 29 points against the No.-1 Duke Blue Devils*



*1992 Big South Conference Tournament Champions*

## Camels in the 2019 NIT

Big South Conference regular season champion Campbell met Southern Conference regular season champion UNCG in the first round of the 2019 National Invitation Tournament at the Greensboro Coliseum. The Spartans claimed an 84-69 win.

Making a third-straight post-season appearance for the first time in the program's NCAA Division I history (since 1977-78), the Camels were one of 32 teams in the single-elimination event that culminates annually at Madison Square Garden in New York City.

Under the direction of Big South coach of the year Kevin McGeehan, the Camels won 57 games over the last three seasons – the most in a 3-year span since the program joined the NCAA Division I ranks.

In his final collegiate game, Big South player of the year Chris Clemons led Campbell (20-13) with 32 points and moved into third place on the NCAA Division I all-time scoring list with 3,225.

Isaac Chatman added 13 points and senior center Andrew Eudy chipped in 12 in his final contest for the Camels.

Clemons' drive to the bucket with 2:09 left provided his 24th and 25th points of the night and moved him by Lionel Simmons of La Salle, who scored 3,217 points in his career that spanned 1986-90. Clemons also extended his double-figure scoring streak to 115 games to tie Simmons for the longest such span in D1 history.



Chris Clemons scored 32 points in his final collegiate game in the 2019 NIT.

## Camels in the 2018 CBI

For the first time in the program's NCAA Division I era (since 1977-78), Campbell made back-to-back postseason appearances in 2018 when the Camels accepted a bid to participate in the College Basketball Invitational. The Camels hosted two games in the event, defeating Mid-American Conference member Miami (Ohio) and New Orleans of the Southland Conference before falling at West Coast Conference member San Francisco in the semifinal round.

Chris Clemons became Campbell's all-time scoring leader, Damontez Oliver scored a career-high 19 points, and Campbell defeated Miami (Ohio) 97-87 Mar. 14 in the opening round at Gore Arena. Clemons finished with 32 points and moved by Jonathan Rodriguez (2153 points from 2006-10) into first place on the school's career points list with 5:06 left in the first half. Campbell shot 62 percent on the night, 68 percent in the second half, and canned 16-of-30 from 3-point range.

In the second round, Cory Gensler's 15-foot pullup jumper with 0.9 seconds remaining lifted Campbell to a 71-69 win over New Orleans Mar. 19 in the CBI quarterfinal round at Gore Arena. Chris Clemons scored 35 points – the last three on an end-of-shot-clock fade away 30-footer with 19.8 to play that put Campbell (18-15) up 69-66. However, Ezekiel Charles' swished a top of the key triple with 7.3 remaining to tie the score. With UNO double-teaming Clemons – the nation's fourth-leading scorer – Gensler took the inbound pass and dribbled into the front court as time wound down. The sophomore from Cary, N.C., angled from the left wing to the free throw line and pulled up for the winning bucket. Campbell shot 58 percent in the second half. CU won its ninth in the last 10 games at Gore Arena and improved to 13-1 on the year when shooting at least 50 percent from the field.

In the semifinals at San Francisco, the Dons hung on for a 65-62 win Mar. 22 in the CBI semifinal at War Memorial Gym. The Dons advanced to the best-of-three games CBI finals series against North Texas despite missing 6 of 8 free throws in the last 3:25 and going the final 3:41 without a field goal. Clemons led Campbell with 18 points – seven below his season average – and moved into second place on the Big South Conference all-time scoring list. Campbell entered the contest as the top shooting team in the Big South Conference (.481) and 28th in the country, but was hounded into 36.5 shooting by a USF roster that included five players standing 6-foot-9 or taller. CU stayed within striking distance by committing only five turnovers.

## Camels in the 2017 CIT

After its run to the title game of the 2017 Big South Conference Championship, Campbell earned a berth in the Collegen Insider.com Post-season Tournament (CIT). The Camels hosted three games in the event, defeating Houston Baptist and Tennessee-Martin before falling to Furman in the quarterfinal round.

Campbell claimed its first-ever victory in post-season play on the Division I level with a 98-79 win over HBU – the Southland Conference regular season runner-up – on Mar. 14 at Gore Arena. Chris Clemons (Gore Arena record 39) and Marcus Burk (career-high 27) combined for a school-record 66 points by teammates. CU started the game on a 2-4 run, never trailed, and made 13-of-26 threes.

In the second round, the Camels again made 13 triples in a 73-56 victory over Ohio Valley Conference runner-up UT-Martin. Clemons scored 26 points and Burk added 15 for CU, which rode a 21-4 first-half burst and led by as many as 24.

Southern Conference regular-season co-champion Furman ended Campbell's post-season run Mar. 25 with a 79-64 quarterfinal round victory. Clemons led Campbell with 29 points and became just the second player in Big South Conference history to score 900 points in a season (904). The nation's second-leading scorer finished the year with a school-record 25.1 scoring average as well as Campbell marks for field goals (301) and 3-pointers (118) in a year.

After averaging 31.1 points in three games, Clemons was named to the Collegen Insider.com all-tournament team. He added 5.3 rebounds, 1.3 assists and 3.0 steals in three CIT outings for the Camels, who won first- and second-round games before falling to Furman in the quarterfinals. He shot 51 percent (32-63) from the floor, 39 percent (11-28) from 3-point range and made 19-of-23 (.826) from the line.



Chris Clemons was named to the 2017 CIT all-tournament team.

All-Time Roster: 1949-2022

<b>A</b>			
Jeff Adams (3).....	1957-60	Joe Creech (1).....	1956-57
Julian Adams (1).....	1954-55	Wyatt Creech (1).....	1955-56
Robert Adams (2).....	1957-59	Josh Crumpler (2).....	2015-17
Diego Aguiar (3).....	2003-06	Ron Ander Cuadra (4).....	2015-19
Dan Alexander (1).....	1949-50	Ron Curtis (4).....	1978-82
Johnny Alford (1).....	1949-50	<b>D</b>	
Clay Alston (2).....	1976-79	Bernard Dail (1).....	1966-69
Darryl Apel (2).....	1993-95	Kurtis Darden (1).....	1999-00
Bill Arndt (2).....	1985-87	Rod Days (2).....	2014-16
Curtis Ashford (1).....	1983-84	Al Daughtry (2).....	1953-55
Anthony Atkinson (2).....	2003-05	Charles Davis (3).....	1995-98
Ronnie Atkinson (2).....	1957-59	Gary Davis (4).....	1964-68
Juan Austin (4).....	1982-86	Paul Davis (1).....	1951-52
Larry Awosanya (2).....	2009-11	Harvey Daw (2).....	1977-79
<b>B</b>		Bennie Dean (2).....	1964-66
Jabril Bailey (1).....	2008-09	Anthony Dees (1).....	2010-11
Billy Barefoot (1).....	1951-52	Thomas Dees (2).....	2020-22
James Batts (1).....	1967-68	Anthony Dell'Orso (2).....	2022-24
Sonny Baker (2).....	1957-59	Cole Dewey (4).....	2007-11
Jay Bancroft (1).....	1956-57	Preston Dodson (4).....	2007-11
Keys Benston (4).....	1976-80	Rich Donley (1).....	1960-61
Mehmet Bener (1).....	2023-24	<b>Nolan Dorsey (2).....</b>	<b>2023-</b>
Corey Best (4).....	1994-98	<b>Colby Duggan (2).....</b>	<b>2023-</b>
<b>Broc Bidwell (4).....</b>	<b>2021-</b>	Fred Dunlap (2).....	1973-75
William Biggers (1).....	1949-50	Devon Dunn (1).....	2022-23
Reggie Bishop (4).....	2004-08	Robby Dupre (2).....	2002-04
Sam Bishop (4).....	1960-63	<b>E</b>	
Eric Blackwell (1).....	2020-21	Ledell Eackles (2).....	2005-07
Jimmy Blake (2).....	1951-53	Jonte' Edwards (4).....	1999-03
Justin Boggs (1).....	2023-24	Marvin Edmonds (3).....	1988-91
Jene Bowen (1).....	1951-52	Tommy Edwards (4).....	1959-63
James Bowser (1).....	1995-96	Russ Elbaum (4).....	1981-85
Lee Brantley (2).....	1965-67	Rupert Elliot (1).....	1953-54
Trae Bremer (2).....	2011-13	Harold Ellen (2).....	1954-56
Tony Britto (4).....	1978-82	Bill Ellington (4).....	1969-73
Andrew Broadie (4).....	1969-73	Rick Ellis (1).....	1963-64
James Brooks (2).....	1952-54	Billy Ellison (3).....	1989-93
Harold Brown (1).....	1949-50	Gary Elmore (3).....	1986-89
Lance Brown (2).....	2013-15	Kenneth Ennis (1).....	1961-62
Walter Brown (3).....	1967-70	Robert Epps (1).....	1977-78
Steve Bruce (4).....	1986-90	Bob Etheridge (4).....	1961-65
Greg Buczynski (1).....	1964-65	Andrew Eudy (4).....	2015-19
Billy Bullock (1).....	1956-57	<b>F</b>	
Dave Bult (2).....	1963-65	Jordan Faciane (3).....	2012-15
Neil Burchette (1).....	1972-73	Oladapo Fagbenle (3).....	2005-08
Marcus Burk (2).....	2016-18	Ken Faulkner (4).....	1966-70
Bob Burke (2).....	1966-69	Adam Fellers (4).....	1998-02
Austin Burnette (3).....	2016-19	Chris Ferguson (1).....	2000-01
Jack Burrus (1).....	1955-56	Eric "Rico" Ferguson (2).....	2010-12
Dray Burton (1).....	2020-21	Les Figa (1).....	1964-65
Robie Butler (1).....	1970-71	Don Fish (1).....	1963-64
Freddie Butler (2).....	1993-95	Jim Fitzpatrick (2).....	1995-97
Kelly Byrum (3).....	1949-52	<b>Terren Frank (1).....</b>	<b>2024-</b>
<b>C</b>		Trey Freeman (2).....	2011-13
Forrest Callaway (1).....	1975-76	Rodney Floyd (1).....	1989-90
Jimmy Campbell (2).....	1952-54	Sam Fraizer (1).....	1951-52
Jose Cami (1).....	2007-08	<b>G</b>	
Larry Canady (2).....	1982-84	Mike Gainey (1).....	1976-77
Jake Capin (2).....	2007-09	Danny Gaitner (4).....	1970-74
Donnie Cardwell (2).....	1977-79	Cory Gensler (4).....	2016-20
Jesús Carralero (4).....	2019-23	Dan George (1).....	1964-65
Andrew Carroll (2).....	2019-21	Johnny Gibbs (2).....	1979-81
Jay Carter (2).....	2000-02	Russ Gibson (4).....	2003-07
PJ Carter (2).....	2020-22	Ernie Gilchrist (3).....	1976-79
John Casperite (1).....	1955-56	J.W. Gilpatrick (1).....	1955-56
Amir Celestin (4).....	2008-12	Rod Gourdine (2).....	1989-91
Bruce Chambers (2).....	1968-71	Mason Grant (2).....	2022-24
Isaac Chatman (1).....	2018-19	Derek Gray (4).....	2000-04
Mitch Cheek (1).....	1973-74	George Graybill (1).....	1949-50
Kevin Chester (1).....	2003-04	Nick Greely (2).....	2016-18
Brad Childress (4).....	1986-90	Everett Green (1).....	1952-53
Chris Clemons (4).....	2015-19	Kelvin Green (1).....	1990-91
Ricky Clemons (5).....	2018-23	<b>Cam Gregory (1).....</b>	<b>2024-</b>
Brooks Cluxton (2).....	2017-19	Clarence Grier (4).....	1983-86
Jimmy Cockram (2).....	1988-90	Andy Griffin (1).....	1980-81
Ben Coleman (2).....	2004-06	Eric Griffin (2).....	2010-12
<b>Tasos Cook (2).....</b>	<b>2023-</b>	Kim Griffin (2).....	1981-83
Carol Corbert (1).....	1952-53	Stephon Griffin (2).....	2004-07
Dan Cowly (1).....	1960-61	Dan Gross (2).....	2018-20
James Cowly (1).....	1952-53		
		Efe Gucoglu (1).....	2023-24
		<b>Bragi Gudmundsson (1).....</b>	<b>2024-</b>
		Scott Gurley (4).....	1993-97
		Matt Gwynne (1).....	2008-09
		<b>H</b>	
		Mike Hall (3).....	1989-92
		Salaam Hall (4).....	1991-95
		Kyre' Hamer (4).....	2013-17
		Steve Hamilton (2).....	1989-91
		Damien Hannibal (2).....	1999-01
		Marion Hargrove (2).....	1954-56
		Troy Harper (2).....	2014-16
		Doug Harrell (1).....	1972-73
		Ollie Harrell (2).....	1952-54
		Tommy Harrell (1).....	1956-57
		Marvelle Harris (4).....	2010-14
		<b>Omar Harris (3).....</b>	<b>2022-</b>
		Jared Harrison (3).....	1992-95
		Junard Hartley (4).....	2007-11
		John Heckstall (4).....	1975-79
		Will Heckstall (4).....	1975-79
		Cedric Henderson, Jr. (3).....	2019-22
		Brian Henry (4).....	1985-89
		Derrick Hensley (4).....	1984-88
		Bill Henshaw (1).....	1953-54
		Jerry Highsmith (3).....	1957-60
		Adolph Hinson (2).....	1957-59
		Quincy Hinton (2).....	1998-00
		Keith Holdan (2).....	1995-97
		Jerome Holley (2).....	1991-93
		Perry Holland (4).....	1958-63
		Darian Hooker (1).....	2012-13
		Anthony Horton (2).....	2010-12
		Henry Howard (2).....	1955-57
		Darrin Hucks (4).....	1996-00
		John Huffstetler (2).....	1984-86
		Colin Hunt (4).....	2003-07
		Joel Hurley (1).....	1986-87
		Dennis Hurst (4).....	1992-96
		<b>I</b>	
		Harold Ingle (3).....	1968-71
		Cedric Ingram (1).....	1954-55
		Keith Ison (1).....	1991-92
		<b>J</b>	
		Eddie Jackson (1).....	1956-57
		Martell Jackson (1).....	2010-11
		Sanders Jackson (4).....	1985-89
		Art Johnson (1).....	1965-66
		Dakari Johnson (1).....	2021-22
		Matthew Johnson (3).....	2003-07
		Tarick Johnson (4).....	2000-04
		Ronnie Johnson (1).....	1957-58
		<b>Wesley Johnson (3).....</b>	<b>2022-</b>
		Harry Johnstone (4).....	1959-63
		Bobby Jones (4).....	1998-02
		Joe Jones (2).....	1983-85
		J'Quincy Jones (1).....	2005-06
		Jimmy Jordan (2).....	1963-65
		John Josephson (2).....	1957-59
		<b>K</b>	
		Antonio Kalpic (3).....	2011-14
		Fred Kelly (2).....	1953-55
		Jaden Kennedy (2).....	2020-22
		Andre King (4).....	1993-97
		Billy Kittrell (1).....	1954-55
		Dominique Klein (4).....	2001-05
		LaDarius Knight (2).....	2018-20
		Tyreck Knox (3).....	1997-00
		Calvin Koonce (2).....	1959-61
		William Kossangue (2).....	2008-10
		Alex Kotov (1).....	2023-24
		Ricky Krainiak (1).....	2009-10
		<b>L</b>	
		Mogga Lado (2).....	2016-18
		Don Laird (4).....	1973-77
		Khadre' Lane (2).....	2015-17
		Smith Langdon (1).....	1951-52
		Robert Lasater (1).....	1949-50

All-Time Roster: 1949-2022

Maurice Latham (2)..... 2004-06  
**Jacob Lawton (1)**..... **2024-**  
 Wes Layton (2)..... 1998-00  
 Brooks Lee (2)..... 2001-03  
 Jamie Lee (4)..... 1990-94  
 Leek Leek (2)..... 2012-14  
 Ben Lehmann (3)..... 1976-79  
 George Lehmann (1)..... 1959-60  
 Bill Lenz (1)..... 1965-66  
 Darius Leonard (2)..... 2012-14  
 Ed Lilley (1)..... 1951-52  
 Donnie Lindsey (1)..... 1960-61  
 Glenn Lindsey (4)..... 1960-64  
 Zach Livers (3)..... 1993-96  
 Bill Long (1)..... 1955-56  
 Jonathan Long (3)..... 1973-76  
 Marshall Lovett (4)..... 1972-76  
 Joshua Lusane (4)..... 2019-23  
 Archie Lynch (1)..... 1949-50  
 Ethan Lynch (2)..... 2020-22

**M**

Nehemiah Mabson (1)..... 2014-15  
 Bennie Maddux (1)..... 1951-52  
 Len Maness (1)..... 1953-54  
 Matt Mardis (4)..... 1996-00  
 Lee Marsh (2)..... 2002-04  
 Johnny Marshbanks (4)..... 1965-69  
 Steve Martin (4)..... 1989-93  
 D.J. Mason (4)..... 2012-15  
 Darrell Mauldin (4)..... 1976-80  
 Willie Maul (4)..... 1969-73  
 Keishawn Mayes (1)..... 2010-11  
 Grundy McCall (3)..... 1969-73  
 Rodney McCants (4)..... 1977-81  
 Reco McCarter (3)..... 2012-15  
 Larry McCranie (2)..... 1955-57  
 Austin McCullough (3)..... 2019-22  
 Red McDaniel (1)..... 1951-52  
 Andrea McGee (2)..... 1983-85  
 Chris McGowne (1)..... 2002-03  
 Brad McKeiver (4)..... 2000-04  
 Howard McKinnon (2)..... 1952-54  
 James McLean (3)..... 1973-76  
 James McLean (1)..... 1983-84  
 Ronnie McLean (1)..... 1983-84  
 Charles McManus (1)..... 1949-50  
 Julius McNeil (2)..... 1987-89  
 Allen McRae (4)..... 1967-72  
 Bill Merritt (1)..... 1953-54  
 Lorne Merthie (4)..... 2008-12  
 Don Mickles (1)..... 1951-52  
 Andy Miller (4)..... 1997-01  
 Chris Miller (4)..... 1985-89  
 George Miller (4)..... 1994-98  
 Doug Mitchell (4)..... 1990-94  
 Mark Mocnik (4)..... 1988-93  
**Gediminas Mokseckas (5)**..... **2020-**  
 Cliff Mosley (1)..... 1959-60  
 Duane Moss (2)..... 2019-21  
 Marvin Moss (4)..... 1961-65  
 Luke Moyer (2)..... 2013-15  
 Jody Mueller (2)..... 1981-83  
 Bobby Murray (4)..... 1989-93

**N**

Kelvin Nash (3)..... 1982-85  
 Scott Neely (4)..... 1991-96  
 Ja'Cor Nelson (3)..... 2017-20  
 Eley Newsome (2)..... 1956-58  
 Jeff Newton (3)..... 1976-79  
 Rett Newton (4)..... 1978-82

**O**

Glenn Odom (1)..... 1967-68  
 Antwon Oliver (2)..... 2012-14  
 Damontez Oliver (2)..... 2016-18  
 Nnadozie Onuoha (1)..... 2011-12  
 Raymond Ott (2)..... 1974-76

**P**

Brian Paine (2)..... 1997-99  
 Jay Pal (1)..... 2022-23

Corey Parker (2)..... 2002-04  
 Earl Parker (1)..... 1949-50  
 Nick Parker (3)..... 2015-18  
 Rene Parker (2)..... 1982-84  
 Donald Percise (1)..... 1951-52  
 Ronald Percise (2)..... 1951-53  
 Sam Perez (1)..... 2023-24  
 Jim Perkins (1)..... 1966-67  
 Julius Perkins (1)..... 2007-08  
 Leonard Perkins (1)..... 1949-50  
 Casey Perrin (4)..... 2012-16  
 Doug Perry (2)..... 1955-57  
 James Perry (3)..... 1955-58  
 Jonathan Perry (2)..... 2007-09  
 Billy Phenicie (1)..... 2018-19  
 Curtis Phillips (2)..... 2014-16  
 Dan Pogue (4)..... 1992-96  
 Comerlee Poole (2)..... 2004-06  
 Bob Pope (1)..... 1961-62  
 Mark Prince (2)..... 1956-58  
 Ruell Pringle (3)..... 2004-07

**Q**

Gerald Quick (2)..... 1957-59  
 Lee Quinn (3)..... 1979-82

**R**

Phillip Raeford (1)..... 1954-55  
 Darwin Randolph (2)..... 2021-23  
 Quinton Ray (4)..... 2013-17  
 Bill Reidy (2)..... 1972-74  
 Mike Reidy (4)..... 1960-64  
 Jackie Reinhardt (3)..... 1957-60  
 Juan Reyna (1)..... 2022-23  
 Chris Reynolds (2)..... 2008-10  
 James Rhone (1)..... 1982-83  
 Mike Rice (2)..... 1991-93  
 Danny Roberts (2)..... 1953-55  
 Drake Roberts (1)..... 1997-98  
 Mark Roberts (2)..... 1979-81  
 Bryce Robertson (2)..... 1980-82  
 Harold Robertson (1)..... 1965-66  
 Jonathan Rodriguez (4)..... 2006-10  
 Bill Ross (1)..... 1974-75  
 Travis Ross (1)..... 1954-55  
 Andrew Ryan (5)..... 2010-15  
 Ray Rzesut (1)..... 1959-60

**S**

Wayne Sanford (4)..... 1971-76  
 Noah Saunders (2)..... 2018-20  
 Jim Schofield (2)..... 1971-73  
 Jim Sears (2)..... 1971-73  
 Ernie Seiderman (4)..... 1970-74  
 Wyatt Self (2)..... 2016-18  
 Joe Sernak (1)..... 1965-67  
 Ralph Shears (1)..... 1955-56  
 Ronald Shearon (1)..... 1956-57  
 Jamie Simmons (4)..... 1996-00  
 Norman Simmons (1)..... 1967-68  
**Jasin Sinani (3)**..... **2022-**  
 Copeland Skinner (1)..... 1949-50  
 Bernard Smith (4)..... 1959-63  
 Eric Smith (2)..... 2005-07  
 Harvey Smith (4)..... 1980-84  
 Jason Smith (4)..... 1995-99  
 Joey Smith (2)..... 1998-00  
 Lynn Smith (4)..... 1968-72  
 Marvin Smith (1)..... 1963-64  
 Reggie Smith (2)..... 1989-91  
 Rodney Smith (1)..... 1951-52  
 Nick Smothers (2)..... 1952-54  
 Kevin Spain (4)..... 1980-84  
 Larry Spencer (3)..... 1984-87  
 Trey Spencer (2)..... 2018-20  
 Joe Spinks (4)..... 1990-94  
 Chris Springs (4)..... 1985-89  
 Sam Staggers (4)..... 1973-77  
 Milos Stajcic (4)..... 2018-22  
 Zydrunas Stankus (2)..... 2000-02  
 Paul Stanton (1)..... 1979-80  
 Wendell Staton (1)..... 1985-86  
 Bonnie Stephenson (1)..... 1961-62

Pat Stephenson (2)..... 2002-04  
 Frank Stewart (4)..... 1964-68  
 Johnnie Strickland (2)..... 1955-57  
 Trent Strickland (2)..... 1961-63  
 John Stuart (1)..... 1965-66  
 Tim Sturdivant (1)..... 1980-81

**T**

Jacob Talbert (4)..... 2013-17  
 Miles Taylor (2)..... 2008-10  
 Dickie Tew (1)..... 1949-50  
 Carlton Thompson (1)..... 1976-77  
 Chad Thompson (1)..... 2008-09  
 Messiah Thompson (2)..... 2019-22  
 Glen Toft (1)..... 1953-54  
 Tim Toner (1)..... 1964-65  
 John Troy (1)..... 1992-93

**V**

Laurynas Vaistas (4)..... 2020-24  
**Eric Van Der Heijden (1)**..... **2024-**  
 Heath Vandevender (4)..... 1987-91  
 Mike Vandy (4)..... 1980-84  
 Jimmy Vaughn (3)..... 1957-60  
 Kyle Vejraska (4)..... 2006-10  
 Bob Vernon (2)..... 1954-56

**W**

Jim Waicus (4)..... 1968-72  
 Marvin Waldo (2)..... 1968-71  
 Bob Walker (4)..... 1965-69  
 Doug Walker (4)..... 1968-72  
 Eddie Walker (4)..... 1997-01  
 Shawn Walker (1)..... 1990-91  
 W.A. Wall (1)..... 1953-54  
**Elijah Walsh (3)**..... **2022-**  
 Clearance Walton (1)..... 1956-57  
 Emory Walton (2)..... 2000-02  
 William Ward (1)..... 1973-74  
 Edward Warren (1)..... 1949-50  
 Dick Waters (2)..... 1966-68  
 Bruce Watson (1)..... 1972-73  
 Bob Weichman (2)..... 1959-61  
 James Welch (1)..... 1984-85  
 Bob Wells (2)..... 1974-76  
 Nathan Wells (1)..... 2002-03  
 Gordon Welsh (1)..... 1957-58  
 Bert Westbrook (2)..... 1951-53  
 Don Whaley (4)..... 1973-77  
 Darren White (2)..... 2011-13  
 Fred Whitfield (3)..... 1977-80  
 Jordan Whitfield (5)..... 2017-22  
 Shane Whitfield (3)..... 2015-18  
 Ron Whitted (4)..... 1982-86  
 Jim Wiles (2)..... 1957-59  
 Bob Willard (1)..... 1957-58  
 Fred Willett (3)..... 1962-65  
 Benny Williams (2)..... 1986-88  
 Gorman Williams (2)..... 1952-54  
 Ron Williams (3)..... 1978-83  
 Tracy Williams (2)..... 1984-86  
 Tremone Williams (2)..... 1994-96  
 Henry Wilson (4)..... 1985-89  
 Cordell Wise (3)..... 1967-70  
 Pete Wish (4)..... 1962-67  
 Brian Witten (1)..... 1988-89  
 Jake Wohlfeil (4)..... 2004-08  
 Bill Wood (2)..... 1959-61  
 Gene Wright (1)..... 1965-66  
 Jihad Wright (1)..... 2011-12

**Y**

Randy Yates (4)..... 1972-76  
**Israel Yaw (1)**..... **2024-**  
 Solomon Yearby (2)..... 2001-03  
 Bob Yenko (4)..... 1962-66  
 Harold Yountz (1)..... 1954-55  
 Nathan Yow (1)..... 2021-22

**Z**

Tyler Zegarzewski (2)..... 2011-13  
**Caleb Zurliene (1)**..... **2024-**

# All-Time Numerical Roster

§ Retired jersey number  
\*Home jersey  
^Away jersey

**00**  
Jonte Edwards ..... 1999-2000-01-02-03  
Diego Aguiar ..... 2003\*-04

**0**  
Cole Dewey ..... 2008-09-10-11  
Antwon Oliver ..... 2012-14  
Kyre' Hamer ..... 2014-17  
Trey Spencer ..... 2018-20  
Gediminas Mokšėckas ..... 2020-

**1**  
Diego Aguiar ..... 2003^06  
Kyle Vejraska ..... 2006-07-08-09-10  
Keishawn Mayes ..... 2010-11  
Trey Freeman ..... 2011-13  
Luke Moyer ..... 2013-15  
Chris Clemons ..... 2015-16  
Damontez Oliver ..... 2016-18  
Ricky Clemons ..... 2018-23  
Tasos Cook ..... 2023-

**2**  
Emory Walton ..... 2000-01-02  
Jake Wohlfeil ..... 2004-05-06-07-08  
Amir Celestin ..... 2008-09-10-11-12  
Darian Hooker ..... 2012-13  
Ja'Cor Nelson ..... 2017-20  
PJ Carter ..... 2020-22  
Devon Dunn ..... 2022-23  
Colby Duggan ..... 2023-

**3**  
Kelly Byrum ..... 1949-50-51  
Jeff Adams ..... 1958-59-60  
Eddie Walker ..... 1997-98-99-2000-01  
Jonathan Rodriguez ..... 2006-07-08-09-10  
Rico Ferguson ..... 2010-11-12  
Casey Perrin ..... 2012-16  
Chris Clemons ..... 2016-19 §

**4**  
Johnny Alford ..... 1949-50  
Carol Corbett ..... 1952\*-53\*  
Al Daughtry ..... 1953\*-54\*  
Ronnie Atkinson ..... 1958  
Tommy Edwards ..... 1959-60^61^  
Gene Wright ..... 1965^66^  
Bobby Murray ..... 1989-90-91-92-93  
Salaam Hall ..... 1993-94-95  
Jamie Simmons ..... 1997-98-99-2000  
Lee Marsh ..... 2002-04  
Reggie Bishop ..... 2004-05-06-07-08  
Darren White ..... 2011-13  
Lance Brown ..... 2013-15  
Khadre' Lane ..... 2015-17  
Noah Saunders ..... 2018-20  
Dray Burton ..... 2020-21  
Broc Bidwell ..... 2021-

**5**  
Sonny Baker ..... 1958-59  
Bill Wood ..... 1959-60^61^  
Bobby Pope ..... 1961^62^  
Fred Willett ..... 1962^63^  
Frank Stewart ..... 1964^65^  
Johnny Stewart ..... 1965^66^  
Brad Childress ..... 1988-89-90  
Mike Torrence ..... 1991-92  
Dan Pogue ..... 1993-94-95-96  
Drake Roberts ..... 1997-98  
Wes Layton ..... 1998-99-2000  
Zydrunas Stankus ..... 2001-02  
Corey Parker ..... 2002-03-04  
Ruell Pringle ..... 2004-05-06-07  
Anthony Dees ..... 2010-11  
Nnadozie Onuoha ..... 2012-13  
Quinton Ray ..... 2013-14  
Rod Dains ..... 2014-16  
Austin Burnette ..... 2016-19  
Messiah Thompson ..... 2019-22  
Elijah Walsh ..... 2022-

**6**  
Harold Brown ..... 1949-50  
Douglas Perry ..... 1955^56^  
Bragi Gudmundsson ..... 2024-

**7**  
Efe Gucoglu ..... 2023-24  
Cam Gregory ..... 2024-

**8**  
Bill Long ..... 1955^56^

**9**  
Dan Alexander ..... 1949-50  
Bill Henshaw ..... 1952^53^  
Terren Frank ..... 2024-

**10**  
William Biggers ..... 1949-50  
Gorman Williams ..... 1953\*-54\*  
Fred Kelly ..... 1954-55  
Wyatt Creech ..... 1955-56  
Jim Wiles ..... 1958-59  
Bernard Smith ..... 1959-60  
Harry Johnstone ..... 1960-61-62-63  
Fred Willett ..... 1963^64^  
Tim Toner ..... 1964\*-65\*  
Pete Wish ..... 1964^65^66^  
Gene Wright ..... 1965\*-66\*  
Ken Faulkner ..... 1966\*-67\*-68\*-69-70  
Danny Gaither ..... 1970-71-72-73-74  
Bruce Watson ..... 1972-73  
Wayne Sanford ..... 1974-75-76  
Ernie Gilchrist ..... 1976-77  
Fred Whitfield ..... 1977-78-79-80  
Harvey Smith ..... 1980-81-82-83  
Jimmy Cockram ..... 1988-89-90  
Shawn Walker ..... 1990-91  
Keith Ison ..... 1991-92  
Dan Pogue ..... 1992-93  
Brooks Lee ..... 2000-01-02-03  
Stephon Griffin ..... 2004-05-06-07  
Julius Perkins ..... 2007-08  
William Kossangué ..... 2008-09-10  
Anthony Horton ..... 2010-11-12  
Leek Leek ..... 2012-14  
Nick Parker ..... 2015-18  
Milos Stajcic ..... 2018-22  
Mason Grant ..... 2022-24  
Jacob Lawton ..... 2024-

**11**  
Gerald Quick ..... 1958-59  
Cliff Mosley ..... 1959-60  
Kenneth Ennis ..... 1961^62^  
Pete Wish ..... 1962^63^  
Rick Ellis ..... 1963^64^  
Tim Toner ..... 1964^65^  
Frank Stewart ..... 1965^66^  
Ken Faulkner ..... 1967^68^69^  
Bill Ellington ..... 1969^70^  
Jim Schofield ..... 1971^72-73  
James McLean ..... 1973-74-75-76-77-78  
Clay Alston ..... 1976-77  
Rhett Newton ..... 1978-79-80\*-81-82  
Kevin Spain ..... 1980^81^  
Juan Austin ..... 1982-83  
Anthony Atkinson ..... 2003-05  
Eric Smith ..... 2005-06-07  
Jonathan Perry ..... 2007-08-09  
Jordan Faciane ..... 2012-15  
Josh Crumpler ..... 2015-17  
Jordan Whitfield ..... 2017-22  
Omar Harris ..... 2022-

**12**  
Glen Toft ..... 1953\*-54\*  
Bill Merritt ..... 1953\*-54\*  
Bob Vernon ..... 1954-55\*-56\*  
Jimmy Vaughn ..... 1958-59-60  
Tommy Edwards ..... 1960\*-61-62-63  
Glenn Lindsey ..... 1960^61^  
Don Fish ..... 1963-64  
Greg Buczynski ..... 1964^65^  
Bob Walker ..... 1965^66^  
Johnny Stewart ..... 1965\*-66\*  
Jim Perkins ..... 1966\*-67\*  
Walter Brown ..... 1967\*-68\*-69-70  
Marvin Waldo ..... 1970-71  
Jim Schofield ..... 1971\*-72\*  
Jim Sears ..... 1971\*-72-73  
Don Laird ..... 1973-74-75-76-77  
Ernie Gilchrist ..... 1977-78  
Ronald Williams ..... 1978-79-80-81-82-83  
Kim Griffin ..... 1981-82  
Jared Harrison ..... 1991-92-93-94-95  
James Bowser ..... 1995-96  
Adam Fellers ..... 1998-99-2000-01-02  
Nathan Wells ..... 2002-03  
Ledell Eackles ..... 2005-06-07  
Junard Hartley ..... 2007-08-09-10-11  
Jon Ander Cuadra ..... 2015-19  
Jesus Carralero ..... 2019-23  
Sam Perez ..... 2023-24  
Israel Yaw ..... 2024-

**13**  
W.A. Wall ..... 1953^54^  
Perry Holland ..... 1958-60^61^62^63^  
George Lehmann ..... 1959-60  
Fred Willett ..... 1964^65^

Les Figa ..... 1964-65  
Harold Robertson ..... 1965^66^  
Marvin Waldo ..... 1968^69^  
Jim Fitzpatrick ..... 1995-96-97  
A'kanni White ..... 2013-14  
Quinton Ray ..... 2014-17  
Billy Phenicie ..... 2018-19  
Austin McCullough ..... 2019-22  
Jasin Sinani ..... 2022-

**14**  
Jimmy Campbell ..... 1953\*-54\*  
Bill Merritt ..... 1953^54^  
Al Daughtry ..... 1954-55  
Henry Howard ..... 1955\*-56\*  
Jackie Reinhardt ..... 1958-59-60  
Bill Wood ..... 1960\*-61\*  
Dan Cowly ..... 1960^61^  
Marvin Moss ..... 1961\*62\*63\*64\*65\*  
Bernard Smith ..... 1961^62^63^  
Jimmy Jordan ..... 1963^64^65^  
Bill Lentz ..... 1965^66^  
Lee Brantley ..... 1965\*-66\*-67\*  
Marvin Waldo ..... 1968\*-69\*  
Bill Ellington ..... 1969\*-70-71  
Grundy McCall ..... 1971\*-72\*  
Corey Best ..... 1994-95-96-97-98  
Kurtis Darden ..... 1999-2000  
Ben Coleman ..... 2004-05-06  
Larry Awosanya ..... 2009-10-11  
Nick Greely ..... 2017-18  
Jaden Kennedy ..... 2020-22  
Mehmet Bener ..... 2023-24  
Caleb Zurliene ..... 2024-

**15**  
Jerry Highsmith ..... 1958-59-60  
Sam Bishop ..... 1960^61^  
Glenn Lindsey ..... 1961^62^63^64^  
Bennie Dean ..... 1964^65^66^  
Walter Brown ..... 1967^68^69^  
Marvella Harris ..... 2010-14  
Curtis Phillips ..... 2014-16  
Mogga Lado ..... 2016-18  
LaDarius Knight ..... 2018-20  
Eric Blackwell III ..... 2020-21  
Dakari Johnson ..... 2021-22  
Jay Pal ..... 2022-23  
Justin Boggs ..... 2023-24  
Terren Frank ..... 2024-

**20**  
Bill Long ..... 1955\*-56\*  
Ronnie Atkinson ..... 1957-58  
Adolph Hinson ..... 1958-59  
Calvin Koonce ..... 1959-60-61  
Bob Pope ..... 1961\*-62\*  
Trent Strickland ..... 1961^62^63^  
Dave Bult ..... 1963^64^65^  
Frank Stewart ..... 1964\*65\*66\*67\*68\*  
Johnny Marshbanks ..... 1965^66^  
Lynn Smith ..... 1968\*-69-70-71-72  
Doug Harrell ..... 1972-73  
Don Whaley ..... 1973-74-75-76-77  
Donnie Cardwell ..... 1977-78  
Clay Alston ..... 1978-79  
Mark Roberts ..... 1979-80-81  
Jody Mueller ..... 1981-82  
James Rhone ..... 1982-83  
Juan Austin ..... 1983-84-85-86  
Brad Childress ..... 1986-87-88  
Steve Hamilton ..... 1989-90-91  
John Troy ..... 1992-93  
Freddie Butler ..... 1993-94-95  
Keith Holdan ..... 1995-96-97  
Russ Gibson ..... 2003-05-06-07  
Andrew Ryan ..... 2010-15  
Dan Gross ..... 2018-20  
Thomas Dees ..... 2020-22  
Juan Reyna ..... 2022-23

**21**  
Tommy Harrell ..... 1956-57  
John Josephson ..... 1958-59  
Harry Johnstone ..... 1959^60^  
Mike Reidy ..... 1960^61^  
Sam Bishop ..... 1961^62^63^  
Marvin Smith ..... 1963^64^  
Gary Davis ..... 1964^65^66^  
Jim Perkins ..... 1966^67^  
Frank Stewart ..... 1967^68^  
Lynn Smith ..... 1968^69^  
Grundy McCall ..... 1969^70^71^72^  
Bill Ellington ..... 1972-73  
Marshall Lovett ..... 1973-74-75-76  
Darrell Mauldin ..... 1976-77-78-79-80  
Bryce Robertson ..... 1980-81-82  
Harvey Smith ..... 1983-84  
James Welch ..... 1984-85  
Chris Miller ..... 1985-86-87-88-89

Jamie Lee ..... 1990-91-92-93-94  
Darrin Hucks ..... 1996-97-98-99-2000  
Derek Gray ..... 2000-01-02-03-04  
Maurice Latham ..... 2004-05-06  
Eddie Brown ..... 2007  
Matt Gwynne ..... 2008-09  
Eric Griffin ..... 2010-12  
Brooks Cluxton ..... 2017-19  
Duane Moss ..... 2019-21  
Nathan Yow ..... 2021-22  
Nolan Dorsey ..... 2023-

**22**  
James Brooks ..... 1953\*-54\*  
Travis Ross ..... 1954-55  
Jack Burrous ..... 1955\*-56\*  
Donnie Lindsey ..... 1957-58  
Robert Adams ..... 1958-59  
Dan Cowly ..... 1960\*-61\*  
Perry Holland ..... 1961\*-62\*-63\*  
Bonnie Stephenson ..... 1961^62^  
Bob Yenko ..... 1962^63^64^65^  
Art Johnson ..... 1965-66  
Norman Simmons ..... 1967\*-68\*  
Jim Waicus ..... 1968\*-69-70-71-72  
Marshall Lovett ..... 1972-73  
Randy Yates ..... 1973-74-75-76  
Jeff Newton ..... 1976-77-78-79  
Lee Quinn ..... 1979-80  
Tim Sturdivant ..... 1980^81^  
Johnny Gibbs ..... 1980\*-81\*  
Kevin Spain ..... 1981-82-83-84  
Joe Jones ..... 1984-85  
Chris Springs ..... 1985-86-87-88-89  
Steve Martin ..... 1989-90-91-92-93  
Pat Stephenson ..... 2002-03-04  
Jake Capin ..... 2008-09  
Martell Jackson ..... 2010-11  
Darius Leonard ..... 2012-14  
D.J. Mason ..... 2014-16  
Cory Gensler ..... 2016-20  
Laurynas Vaištaras ..... 2020-

**23**  
Eddie Jackson ..... 1956-57  
Mikie Reidy ..... 1961^62^63^64^  
Dan George ..... 1964^65^  
Joe Sernak ..... 1965^66^  
Allen McRae ..... 1967^68^69^  
Wesley Vaughn ..... 1983-84  
Henry Wilson ..... 1985-86-87-88-89  
Reggie Smith ..... 1989-90-91  
Salaam Hall ..... 1991-92-93  
Scott Gurley ..... 1994-95  
Tremone Williams ..... 1995-96  
Tyreke Knox ..... 1996-97-98-99-2000  
Solomon Yearby ..... 2001-02-03  
J'Quincy Jones ..... 2005-06  
Chris Reynolds ..... 2008-09-10  
Reco McCarter ..... 2012-13  
Jacob Talbert ..... 2013-17  
Joshua Lusane ..... 2019-23  
Eric Van Der Heijden ..... 2024-

**24**  
Fred Kelly ..... 1953\*-54\*  
W.A. Wall ..... 1953\*-54\*  
Danny Roberts ..... 1954-55  
James Perry ..... 1955\*-56\*  
Jay Bancroft ..... 1956-57  
Gordon Welsh ..... 1957-58  
Perry Holland ..... 1960\*-61\*  
Kenneth Ennis ..... 1961\*-62\*  
Marvin Moss ..... 1961^62^63^64^  
Pete Wish ..... 1962\*-64\*-65\*-66\*  
Rick Ellis ..... 1963\*-64\*  
Lee Brantley ..... 1965^66^  
Cordell Wise ..... 1967\*-68\*-69\*-70\*  
Ernie Seiderman ..... 1970-71\*-72\*  
Andrea McGee ..... 1983-84-85  
Brian Henry ..... 1985-86-87-88-89  
Rod Gourdine ..... 1989-90-91  
Jerome Holley ..... 1992-93  
Tarick Johnson ..... 2000-01-02-03-04  
Jihad Wright ..... 2011-12  
Kyre' Hamer ..... 2013-14  
Gray Cheers ..... 2016-17  
Isaac Chatman ..... 2018-19  
Andrew Carroll ..... 2019-21  
Wesley Johnson ..... 2022-

**25**  
Sonny Baker ..... 1957-58  
Bob Weichmann ..... 1959-60^61^  
Bob Etheridge ..... 1961^62^63^64^65^  
Bob Yenko ..... 1965^66^  
Frank Stewart ..... 1966^67^  
Cordell Wise ..... 1967^68^69^  
Lorne Merthie ..... 2008-12  
Reco McCarter ..... 2012-15

# All-Time Numerical Roster

Andrew Eudy.....	2015-19
Darwin Randolph.....	2021-23
<b>26</b>	
Ronald Shearon.....	1956-57
Gerald Quick.....	1957-58
<b>27</b>	
Douglas Perry.....	1956-57
Bob Willard.....	1957-58
Harry Johnstone.....	1959*-60*
<b>28</b>	
Mark Prince.....	1956-57
Elly Newsome.....	1957-58
<b>29</b>	
Johnnie Strickland.....	1956-57
James Perry.....	1957-58
<b>30</b>	
Len Maness.....	1953*-54*
Billy Kittrell.....	1954-55
Douglas Perry.....	1955*-56*
James Perry.....	1956-57
Billy Bullock.....	1956*-57*
Mark Prince.....	1957-58
Glenn Lindsey.....	1960*61*62*63*64*
Bennie Dean.....	1964*-65*-66*
Allen McRae.....	1967*68*69-70-71-72
Harold Ingle.....	1970-71
Bill Reidy.....	1972-73-74
Bill Ross.....	1974-75
Forrest Callaway.....	1975-76
Ben Lehmann.....	1976-77-78
Will Heckstall.....	1978-79
Paul Stanton.....	1979-80
Lee Quinn.....	1980-81-82
Kim Griffin.....	1982-83
Joe Jones.....	1983-84
Derrick Hensley.....	1984-85-86-87-88
Brian Paine.....	1996-97
Brad McKeiver.....	2000-01-02-03-04
Oladapo Fagbenle.....	2005-06-07-08
Ricky Krainiak.....	2009-10
Tyler Zegarzewski.....	2011-13
Nehemiah Mabson.....	2014-15
Wyatt Self.....	2016-18
Ethan Lynch.....	2020-22
Anthony Dell'Orso.....	2022-
<b>31</b>	
Henry Howard.....	1956-57
Jeff Adams.....	1957-58
Ken Faulkner.....	1966^67^
Bruce Chambers.....	1968^69^
Cordell Wise.....	1969^70^
Ernie Seiderman.....	1971^72-73-74
Raymond Ott.....	1974-75-76
Mike Gainey.....	1976-77
Carlton Thompson.....	1976-77
Robert Epps.....	1977-78
Ron Curtis.....	1978-79-80-81-82
Larry Canady.....	1982-83-84
John Huffstetler.....	1984-85-86
Steve Bruce.....	1986-87-88-89-90
Kelvin Green.....	1990-91
Andre King.....	1993-94-95-96-97
Damien Hannibal.....	1999-2000-01-02
<b>32</b>	
Howard McKinnon.....	1953*-54*
Cedric Ingram.....	1954-55
Harold Ellen.....	1955*-56*
Joe Creech.....	1956-57
Billy Bullock.....	1956^57^
Rich Donley.....	1960*-51*
Trent Strickland.....	1961*-62*-63*
Dave Bult.....	1963*-64*-65*
Johnnie Marshbanks.....	1965*66*67*68*69*
Willie Maul.....	1969*-70-71
Bill Ellington.....	1971-72
Mike Vandy.....	1981-82-83-84
Larry Spencer.....	1984-85-86-87
Scott Neely.....	1991-92-93-94-95-96
Matt Mardis.....	1996-97-98-99-2000
Kevin Chester.....	2003-04
Miles Taylor.....	2008-09-10
Shane Whitfield.....	2015-18
<b>33</b>	
Clarence Walton.....	1956-57
Robert Adams.....	1957-58
Pete Wish.....	1966^67^
Norman Simmons.....	1967^68^
Jim Waicus.....	1968^69^
Clarence Grier.....	1984-85-86-87
Julius McNeil.....	1987-88
Mark Mocnik.....	1988-89-90-91-92-93
Charles Davis.....	1994-95-96-97-98

Quincy Hinton.....	1998-99-2000
Chris Ferguson.....	2000-01
Colin Hunt.....	2003-05-06-07
Jose Cami.....	2007-08
Chad Thompson.....	2008
Troy Harper.....	2014-16
<b>34</b>	
Rupert Elliot.....	1953-54
Marion Hargrove.....	1954-55*-56*
Elly Newsome.....	1956-57
Ronnie Johnson.....	1957-58
Sam Bishop.....	1960*-61*-62*-63*
Marvin Smith.....	1963*-64*
Gary Davis.....	1964*65*66*67*68*
Bob Walker.....	1968*-69*
Grundy McCall.....	1969*-70*
Robbie Butler.....	1970-71
Jimmy Sears.....	1971*-72*
Curtis Ashford.....	1983-84
Paul Richards.....	1985-86
Gary Elmore.....	1986-87-88-89
Joe Spinks.....	1990-91-92-93-94
Marcus Burk.....	2016-18
<b>35</b>	
Johnny Marshbanks.....	1966^67^68^69^
Brian Paine.....	1997-98-99
Nnadozie Onuoha.....	2011-12
D.J. Mason.....	2012-14
Alex Kotov.....	2023-
<b>40</b>	
Julian Adams.....	1954-55
Bob Weichmann.....	1960*-61*
Fred Willett.....	1962*-63*-64*-65*
Bill Lentz.....	1965*-66*
Bernard Dail.....	1966*-67*
James Batts.....	1967*-68*
Harold Ingle.....	1968*-69-70
Bruce Chambers.....	1970-71
Wayne Sanford.....	1971-72-73
Fred Dunlap.....	1973-74-75
John Heckstall.....	1975-76-77-78-79
Johnny Gibbs.....	1979-80
Mike Vandy.....	1980-81
Jody Mueller.....	1981-82-83
Ronnie McLean.....	1983-84
Tracy Williams.....	1984-85-86
Heath Vandevender.....	1987-88-89-90-91
Mike Rice.....	1991-92-93
George Miller.....	1994-95-96-97-98
Joey Smith.....	1998-99-2000
Jabril Bailey.....	2008-09
<b>41</b>	
Bernard Dail.....	1966^67^
James Batts.....	1967^68^
Harold Ingle.....	1968^69^
Willie Maul.....	1969^71-72-73
Jonathan Long.....	1973-74
Mitch Cheek.....	1973-74
Bob Wells.....	1974-75-76
Keys Benston.....	1976-77-78-79-80
Andy Griffin.....	1980-81
Matt Wilson.....	1981-82
Rene Parker.....	1982-83-84-85-86
Benny Williams.....	1986-87
Brian Witten.....	1988-89
Rodney Floyd.....	1989-90
Dennis Hurst.....	1992-93-94-95-96
Antonio Kalpic.....	2011-14
<b>42</b>	
Danny Roberts.....	1953*-54*
Johnnie Strickland.....	1955*-56*
Bernard Smith.....	1961*-62*-63*
Jimmy Jordan.....	1963*-64*-65*
Dick Waters.....	1966*-67*
Glenn Odom.....	1967*-68*
Bob Burke.....	1968*-69*
Andy Broadie.....	1969*-70-71*-72*
Ron Whitted.....	1983-84-85-86
Wendell Staton.....	1985-86
Joel Hurley.....	1986-87
Billy Ellison.....	1989-90
Doug Mitchell.....	1990-91-92-93-94
Tremone Williams.....	1994-95
Scott Gurley.....	1995-96-97
Zydrunas Stankus.....	2000-01
<b>43</b>	
Dick Waters.....	1966^67^
Gary Davis.....	1967^68^
Bob Burke.....	1968^69^
<b>44</b>	
Bill Henshaw.....	1953*-54*
Harold Ellen.....	1954-55
Mike Reidy.....	1960*61*62*63*64*

Dan George.....	1964*-65*
Joe Sernak.....	1965*-66*-67*
Glenn Odom.....	1967^68^
Dick Waters.....	1967*-68*
Doug Walker.....	1969*-70-71*-72*
Julius McNeil.....	1988-89
Billy Ellison.....	1990-91-92-93
Zach Livers.....	1993-94-95-96
Jamie Simmons.....	1996-97
Bobby Jones.....	1998-99-2000-01-02
Robby Dupre.....	2002-03-04
Comerlee Poole.....	2004-05-06
<b>45</b>	
Joe Sernak.....	1966^67^
Dick Waters.....	1967^68^
Jay Carter.....	2000-01-02
Chris McGowne.....	2002-03
Matthew Johnson.....	2003-05-06-07
Trae Bremer.....	2012-13
Cedric Henderson, Jr.....	2019-22
<b>50</b>	
Nick Smothers.....	1953*-54*
Ralph Shears.....	1955*-56*
Bonnie Stephenson.....	1961*-62*
Bob Yencho.....	1962*63*64*65*66*
Doug Walker.....	1969^71-72^
Neil Burchette.....	1972-73
Sam Staggers.....	1973-74-75
Will Heckstall.....	1975-76-77-78
Tony Britto.....	1978-79-80-81-82
Ron Whitted.....	1982-83
Russ Elbaum.....	1983-84-85
Bill Arndt.....	1985-86-87
Marvin Edmonds.....	1988-89-90-91
Keith Ison.....	1992-93-94
Jason Smith.....	1995-96-97-98-99
<b>51</b>	
Ed Lilley.....	1951-52
Bert Westbrook.....	1952^53^
James Brooks.....	1953^54^
Larry McCranie.....	1955^56^
Johnnie Strickland.....	1955^56^
Lee Brantley.....	1966^67^
Andy Broadie.....	1969^71-72-73
William Ward.....	1973-74
Sam Staggers.....	1975-76-77
Roddney McCants.....	1977-78-79-80-81
Russ Elbaum.....	1981-82-83
Preston Dodson.....	2007-08-09-10-11
<b>52</b>	
Copeland Skinner.....	1949-50
Ronald Percise.....	1951-52-53
Ollie Harrell.....	1953*-54*
Gorman Williams.....	1953^54^
Phillip Raeford.....	1954-55
Ralph Shears.....	1955^56^
John Casperite.....	1955*-56*
Bob Etheridge.....	1961*62*63*64*65*
Harold Robertson.....	1965*-66*
Kelvin Nash.....	1982-83-84-85
Sanders Jackson.....	1985-86-87-88-89
Mike Hall.....	1989-90-91-92
Darryl Apel.....	1993-94
Andy Miller.....	1997-98-99-2000-01
<b>53</b>	
Leonard Perkins.....	1949-50
Rodney Smith.....	1951-52
Bert Westbrook.....	1952*-53*
Jimmy Campbell.....	1952^53^54^
Bob Vernon.....	1955^56^
Bob Walker.....	1966^67^68^69^
<b>54</b>	
Kelly Byrum.....	1951-52
James Cowly.....	1952-53
Fred Kelly.....	1953^54^
Harold Yountz.....	1954-55
Jack Burrous.....	1955^56^
Larry McCranie.....	1955*-56*
Greg Buczynski.....	1964*-65*
Bob Walker.....	1965*-66*-67*-68*
Bruce Chambers.....	1968*-69*
Darryl Apel.....	1994-95
Dominique Klein.....	2001-05
<b>55</b>	
Edward Warren.....	1949-50
Glen Toft.....	1953^54^
Henry Howard.....	1955^56^
Gary Davis.....	1966^67^
<b>56</b>	
Earl Parker.....	1949-50
Donald Percise.....	1951-52
Al Daughtry.....	1953^54^

Marion Hargrove.....	1955^56^
<b>57</b>	
Robert Lasater.....	1949-50
Sam Frazier.....	1951-52
Everett Green.....	1952^53^
Len Maness.....	1953^54^
Harold Ellen.....	1955^56^
<b>58</b>	
Jene Bowen.....	1949-50-51
Billy Barefoot.....	1951-52
Howard McKinnon.....	1952^53^54^
<b>59</b>	
Smith Langdon.....	1951-52
Carol Corbett.....	1952^53^
<b>60</b>	
Dickie Tew.....	1949-50
Red McDaniel.....	1951-52
Ollie Harrell.....	1952-53
Nick Smothers.....	1953^54^
John Casperite.....	1955^56^
<b>61</b>	
Archie Lynch.....	1949-50
Johnnie Strickland.....	1951-52
Jimmy Campbell.....	1952*-53*
Bill Henshaw.....	1953^54^
<b>62</b>	
Bennie Maddox.....	1951*-52*
Jimmy Blake.....	1951^52^
Nick Smothers.....	1952-53
Ollie Harrell.....	1953^54^
J.W. Gilpatrick.....	1955^56^
<b>63</b>	
George Graybill.....	1949-50
Don Mickles.....	1951-52
Howard McKinnon.....	1952*-53*
<b>64</b>	
Jimmy Blake.....	1951-52
James Brooks.....	1952-53
<b>65</b>	
Charles McManus.....	1949-50-51
Paul Davis.....	1951-52
Jimmy Blake.....	1952-53
Danny Roberts.....	1953^54^
James Perry.....	1955^56^
J.W. Gilpatrick.....	1955*-56*

Division I Era (1977-2022) Career Stats

# includes Division I seasons only

Player	Years	GP	GS	Min	Avg	TOTAL FG-FGA	Pct	3-POINT			REBOUNDS				PF-FO	A	TO	Blk	Stl	Pts	Avg	
								3FG-FGA	Pct	FT-FTA	Pct	Off	Def	Tot								Avg
Aguiar, Diego	2003-06	81	32	1408	17.4	237-458	.517	0-6	.000	102-227	.449	169	141	310	3.8	287-16	45	118	31	60	576	7.1
Alston, Clay #	1978-79	18				40-101	.396			20-26	.769			35	1.9	24-0	57				100	5.6
Apel, Darryl	1993-95	24	2	101	4.2	22-44	.500	2-9	.222	10-12	.833	9	19	28	1.2	10-0	2	9	2	4	56	2.3
Arndt, Bill	1985-87	9	0	9	1.0	1-1	1.000	0-0	.000	0-0	.000			2	0.2	2-0	0	1	1	0	2	0.2
Ashford, Curtis	1983-84	16	0	147	9.2	23-46	.500			8-11	.727			8	0.5	17-0	13	13	0	6	54	3.4
Atkinson, Anthony	2003-05	35	31	1148	32.8	133-302	.440	53-141	.376	59-74	.797	13	83	96	2.7	54-1	143	112	1	57	378	10.8
Austin, Juan	1982-86	107	58	2439	22.8	206-538	.383			122-178	.685			172	1.6	325-26	366	233	16	123	534	5.0
Awosanya, Larry	2009-11	30	0	121	4.0	8-25	.320	0-1	.000	1-5	.200	15	14	29	1.0	14-0	1	8	2	2	17	0.6
Bailey, Jabil	2008-09	29	2	378	13.0	51-136	.375	13-50	.260	30-41	.732	16	31	47	1.6	22-0	16	30	10	19	145	5.0
Benston, Keys #	1977-80	76				127-293	.433			102-133	.767			266	3.5	171-11	30				356	4.7
Best, Corey	1994-98	100	77	2839	28.4	378-1000	.378	74-247	.300	269-367	.733	177	280	457	4.6	186-4	223	218	19	101	1099	11.0
<b>Bidwell, Broc</b>	<b>2021-</b>	<b>29</b>	<b>1</b>	<b>258</b>	<b>8.9</b>	<b>11-35</b>	<b>.314</b>	<b>7-27</b>	<b>.259</b>	<b>11-13</b>	<b>.846</b>	<b>1</b>	<b>24</b>	<b>25</b>	<b>0.9</b>	<b>26-0</b>	<b>13</b>	<b>5</b>	<b>1</b>	<b>6</b>	<b>40</b>	<b>1.4</b>
Bishop, Reggie	2004-08	116	46	2643	22.8	326-823	.396	138-380	.363	178-235	.757	123	269	392	3.4	253-8	144	176	3	106	968	8.3
Blackwell, Eric	2020-21	2	0	5	2.5	1-3	.333	0-1	.000	0-0	.000	1	1	2	1.0	0-0	0	0	0	0	2	1.0
Bowser, James	1995-96	1	0	3	3.0	1-4	.250	1-3	.333	0-0	.000	1	0	1	1.0	0-0	2	1	0	0	3	3.0
Bremer, Trae	2012-13	9	3	64	7.1	8-17	.471	0-0	.000	0-0	.000	5	7	12	1.3	9-0	2	3	0	1	16	1.8
Britto, Tony	1978-82	104	99	3197	30.7	497-995	.499			197-309	.638			775	7.5	314-	209	265	100		1191	11.5
Brown, Eddie	2007-08	7	0	89	12.7	10-27	.370	2-9	.222	3-6	.500	8	6	14	2.0	24-1	5	10	3	3	25	3.6
Brown, Lance	2013-15	6	0	25	4.2	0-7	.000	0-3	.000	4-6	.667	3	1	4	0.7	2-0	2	3	0	2	4	0.7
Bruce, Steve	1986-90	100	27	1561	15.6	106-237	.447	15-31	.484	74-104	.712			173	1.7	81-1	179	122	8	41	301	3.0
Burk, Marcus	2016-18	69	44	1802	26.1	269-577	.466	158-393	.402	80-97	.825	30	177	207	3.0	109-1	66	70	11	59	776	11.2
Burnette, Austin	2016-19	25	0	176	7.0	9-31	.290	2-13	.154	6-8	.750	8	23	31	1.2	17-0	10	6	5	2	26	1.0
Burton, Dray	2020-21	16	0	58	3.6	3-10	.300	1-3	.333	6-6	1.000	2	4	6	0.4	15-0	3	7	0	1	13	0.8
Butler, Freddie	1993-95	44	19	736	16.7	69-159	.434	0-1	.000	26-49	.531	68	85	153	3.5	80-2	13	33	9	16	164	3.7
Cami, Jose	2007-08	21	5	251	12.0	13-68	.191	9-53	.170	13-21	.619	4	17	21	1.0	35-1	10	18	1	6	48	2.3
Canady, Larry	1982-84	56	56	1981	35.4	271-564	.481			189-273	.692			440	7.9	161-3	43	112	35	74	731	13.1
Capin, Jake	2007-09	10	0	15	1.5	2-4	.500	2-3	.667	2-2	1.000	0	0	0	0.0	1-0	0	0	0	0	8	0.8
Cardwell, Donnie	1977-79	31				57-173	.329			63-80	.788			47	1.5	68-2	93				181	5.8
Carralero, Jesús	2019-23	78	38	1585	20.3	230-486	.473	31-116	.267	91-149	.611	73	231	304	3.9	182-7	218	172	48	68	582	7.5
Carroll, Andrew	2019-21	4	0	8	2.0	2-3	.667	2-3	.667	0-0	.000	0	0	0	0.0	0-0	0	0	0	0	6	1.5
Carter, Jay	2000-02	51	3	678	13.3	100-233	.429	0-0	.000	31-72	.431	79	85	164	3.2	112-3	17	49	39	17	231	4.5
Carter, PJ	2020-22	16	0	68	4.2	9-20	.450	2-9	.222	3-6	.500	2	7	9	0.6	7-0	4	4	1	2	23	1.4
Celestin, Amir	2008-12	115	21	2229	19.4	203-499	.407	37-111	.333	124-187	.663	29	132	161	1.4	265-12	250	185	10	91	567	4.9
Chatman, Isaac	2018-19	32	30	876	27.4	86-168	.512	25-66	.379	36-62	.581	30	106	136	4.3	91-2	28	27	15	19	233	7.3
Chester, Kevin	2003-04	20	3	168	8.4	11-39	.282	0-0	.000	0-4	.000	14	18	32	1.6	27-0	4	4	1	6	22	1.1
Childress, Brad	1986-90	115	113	4093	35.8	385-861	.447	123-281	.438	210-261	.805			367	3.2	304-10	543	268	3	243	1105	9.6
Clemons, Chris	2015-19	130	127	4433	34.1	1024-2307	.444	444-1224	.363	733-860	.852	63	524	587	4.5	265-2	335	324	47	213	3225	24.8
Clemons, Ricky	2018-23	113	90	3221	28.5	323-591	.547	41-120	.342	298-453	.658	63	313	376	3.3	183-3	239	128	15	103	985	8.7
Cluxton, Brooks	2017-19	29	1	251	8.7	24-41	.585	0-0	.000	14-31	.452	25	44	69	2.4	22-0	14	14	15	4	62	2.1
Cockram, Jimmy	1988-90	25	0	101	4.0	9-35	.257	2-17	.118	8-10	.800	7	12	19	0.8	17-0	5	18	0	4	28	1.1
Coleman, Ben	2004-06	10	1	12	1.2	1-4	.250	1-2	.500	0-2	.000	0	0	0	0.0	2-0	0	1	0	0	3	0.3
Crumpler, Josh	2015-17	7	0	13	1.9	0-3	.000	0-1	.000	3-5	.600	0	1	1	0.1	0-0	0	0	0	0	3	0.4
Cuadra, Jon Ander	2015-19	23	1	125	5.4	29-46	.630	5-12	.417	11-18	.611	10	26	36	1.6	16-0	3	9	5	2	74	3.2
Curtis, Ron	1978-82	107	105	3200	29.9	468-932	.502			303-443	.684			809	7.6	345-21	131	242	14	115	1239	11.6
Darden, Kurtis	1999-00	6	0	18	3.0	1-4	.250	0-2	.000	1-2	.500	2	2	4	0.7	0-0	3	3	0	1	3	0.5
Davis, Charles	1995-98	80	46	1759	21.9	220-474	.464	13-38	.342	68-146	.466	104	222	326	4.1	180-5	87	128	98	46	521	6.5
Days, Rod	2014-16	62	25	1149	18.5	97-237	.409	42-126	.333	49-80	.613	51	123	174	2.8	105-0	44	54	22	37	285	4.6
Dees, Anthony	2010-11	15	0	87	5.8	2-10	.100	2-16	.125	2-2	1.000	1	5	6	0.4	9-0	2	1	1	1	8	0.5
Dees, Thomas	2020-22	2	0	3	1.5	0-0	.000	0-0	.000	0-0	.000	0	2	2	1.0	0-0	0	0	0	0	0	0.0
<b>Dell'Orso, Anthony</b>	<b>2022-</b>	<b>34</b>	<b>27</b>	<b>987</b>	<b>29.0</b>	<b>149-306</b>	<b>.487</b>	<b>39-121</b>	<b>.322</b>	<b>88-106</b>	<b>.830</b>	<b>34</b>	<b>162</b>	<b>196</b>	<b>5.8</b>	<b>67-0</b>	<b>44</b>	<b>66</b>	<b>5</b>	<b>30</b>	<b>425</b>	<b>12.5</b>
Dewey, Cole	2007-11	27	0	83	3.1	7-23	.304	2-14	.143	6-10	.600	0	6	6	0.2	9-0	3	7	0	1	22	0.8
Dodson, Preston	2007-11	117	56	2175	18.6	244-493	.495	0-1	.000	91-295	.647	167	241	408	3.5	249-9	75	120	38	65	679	5.8
Dunn, Devon	2022-23	22	6	464	21.1	56-137	.409	39-98	.398	13-18	.722	3	23	26	1.2	37-1	13	20	0	4	164	7.5
Dupre, Robby	2002-04	52	10	740	14.2	91-223	.408	33-80	.413	58-92	.630	71	104	175	3.4	100-1	22	49	4	24	273	5.3
Eackles, Ledell	2005-07	59	55	1699	28.8	171-427	.401	72-227	.317	129-207	.623	35	164	199	3.4	121-1	294	200	1	145	543	9.2
Edmonds, Marvin	1988-91	78	32	1185	15.2	194-391	.496	0-0	.000	58-101	.574	86	183	269	3.5	171-6	28	85	103	21	446	5.7
Edwards, Jonte'	1999-03	102	76	2389	23.4	350-673	.520	3-19	.158	271-426	.636	196	388	484	4.7	230-9	72	146	73	53	974	9.5
Elbaum, Russ	1981-85	96	42	1461	15.2	149-346	.431			48-83	.578			298	3.1	195-7	44	84	39	39	346	3.6
Ellison, Billy	1989-93	81	72	1964	24.3	280-513	.546	0-0	.000	152-297	.512	127	187	314	3.9	228-6	114	142	21	39	713	8.8
Elmore, Gary	1986-89	70	17	990	14.1	83-236	.352	54-143	.378	43-58	.741			80	1.1	113-4	103	79	0	43	263	3.8
Epps, Robert	1977-78	23				79-168	.470			35-58	.603			129	5.6	47-1	15				193	8.4
Eudy, Andrew	2015-19	130	103	3053	23.5	371-730	.508	66-170	.388	127-162	.784	202	438	640	4.9	342-11	282	181	199	86	935	7.2
Faciane, Jordan	2012-15	13	0	66	5.1	8-22	.364	3-13	.231	4-5	.800	2	14	16	1.2	7-0	12					

Division I Era (1977-2022) Career Stats

Player	Years	GP	GS	Min	Avg	TOTAL FG-FGA	Pct	3-POINT		FT-FTA	Pct	REBOUNDS				PF-FO	A	TO	Blk	Stl	Pts	Avg
								3FG	FGA			Pct	Off	Def	Tot							
Harper, Troy	2014-16	56	21	1278	22.8	167-447	.374	64-201	318	180-252	.714	14	112	126	2.3	130-2	63	103	7	43	578	10.3
Harris, Marvella	2010-14	112	77	2443	21.8	266-539	.494	1-5	.200	101-215	.544	219	395	614	5.5	300-9	77	147	117	78	650	5.8
<b>Harris, Omar</b>	<b>2022-</b>	<b>5</b>	<b>0</b>	<b>16</b>	<b>3.2</b>	<b>1-5</b>	<b>.200</b>	<b>0-3</b>	<b>.000</b>	<b>0-1</b>	<b>.000</b>	<b>0</b>	<b>0</b>	<b>0</b>	<b>0.0</b>	<b>3-0</b>	<b>0</b>	<b>1</b>	<b>0</b>	<b>0</b>	<b>2</b>	<b>0.4</b>
Harrison, Jared	1992-95	71	9	833	11.7	72-232	.310	48-138	348	85-113	.752	15	54	69	0.9	97-0	45	54	0	23	277	3.9
Hartley, Junard	2007-11	121	115	3536	29.2	261-634	.412	43-140	.307	227-331	.686	103	323	426	3.5	309-6	600	342	17	212	792	6.5
Heckstall, John #	1977-79	50				240-554	.433			158-225	.702			375	7.5	132-2	85			638	12.8	
Heckstall, Will #	1977-79	37				68-167	.407			34-73	.466			120	3.2	93-7	38			170	4.6	
Henderson, Jr., Cedric	2019-22	87	86	2765	31.8	463-885	.523	91-248	.367	179-244	.734	84	337	421	4.8	210-3	129	156	62	91	1196	13.7
Henry, Brian	1985-89	90	6	556	6.2	18-60	.300	0-1	.000	39-57	.684			94	1.0	75-1	23	43	6	15	75	0.8
Hensley, Derrick	1984-88	108	54	1941	18.0	74-202	.366	0-0	.000	101-183	.552			278	2.6	157-3	154	123	6	67	249	2.3
Hinton, Quincy	1998-00	38	14	445	11.7	31-60	.517	2-8	.250	22-44	.500	31	41	72	1.9	57-0	28	55	4	16	86	2.3
Holdan, Keith	1995-97	55	26	1295	23.5	118-272	.434	50-120	.417	45-67	.672	60	119	179	3.3	128-4	97	83	14	40	331	6.0
Holley, Jerome	1991-93	16	1	29	1.8	1-6	.167	0-2	.000	2-4	.555	0	2	2	0.1	0-0	3	4	0	2	4	0.3
Hooker, Darian	2012-13	32	13	944	29.5	111-285	.389	42-136	.309	63-83	.759	10	50	60	1.9	61-3	56	57	3	42	327	10.2
Horton, Anthony	2010-12	52	5	529	10.2	68-151	.450	30-84	.357	10-20	.500	19	54	73	1.4	81-2	15	26	14	8	176	3.4
Hucks, Darrin	1996-00	94	36	1676	17.8	169-450	.376	132-360	.367	51-73	.699	46	154	200	2.1	81-0	107	110	15	31	521	5.5
Huffstetler, John	1984-86	53	40	1369	25.8	251-499	.503			51-57	.895			102	1.9	111-1	68	70	2	40	553	10.4
Hunt, Colin	2003-07	94	23	1063	11.3	118-299	.395	6-32	.188	62-106	.585	64	92	156	1.7	167-3	24	107	9	24	304	3.2
Hurley, Joel	1986-87	17	0	48	2.8	9-16	.563	0-0	.000	6-11	.545			15	0.9	5-0	0	6	1	0	24	1.4
Hurst, Dennis	1992-96	97	52	2233	23.0	254-674	.377	93-295	.315	78-127	.614	121	272	393	4.1	142-1	119	101	13	83	679	7.0
Ison, Keith	1991-92	31	21	861	27.8	50-116	.431	1-3	.333	77-123	.626	16	45	61	2.0	59-1	61	75	1	46	178	5.7
Jackson, Martell	2010-11	29	3	362	12.5	50-98	.510	0-0	.000	20-39	.513	32	53	85	2.9	37-0	9	29	12	5	120	4.1
Jackson, Sanders	1985-89	110	58	2496	22.7	320-662	.483	0-1	.000	178-276	.645			630	5.7	198-2	47	147	70	42	818	7.4
Johnson, Dakari	2021-22	1	0	16	16.0	0-4	.000	0-3	.000	0-0	.000	0	2	2	2.0	0-0	0	0	0	0	0	0.0
Johnson, Matthew	2003-07	33	0	113	3.4	10-26	.385	0-0	.000	4-8	.500	12	16	28	0.8	24-0	4	12	1	5	24	0.7
Johnson, Tarick	2000-04	103	57	2357	22.9	452-1038	.435	85-247	.344	191-268	.713	126	284	410	3.9	163-4	114	195	30	89	1180	11.5
<b>Johnson, Wesley</b>	<b>2022-</b>	<b>2</b>	<b>0</b>	<b>5</b>	<b>2.5</b>	<b>1-4</b>	<b>.250</b>	<b>1-1</b>	<b>1.000</b>	<b>0-0</b>	<b>.000</b>	<b>1</b>	<b>0</b>	<b>1</b>	<b>0.5</b>	<b>0</b>	<b>0</b>	<b>0</b>	<b>0</b>	<b>0</b>	<b>3</b>	<b>1.5</b>
Jones, Bobby	1998-02	96	43	1480	15.4	110-227	.485	0-1	.000	40-61	.656	138	244	382	3.9	164-1	35	59	45	34	260	2.7
Jones, Joe	1983-85	42	6	205	4.9	6-24	.250			9-19	.474			10	0.2	46-0	24	49	0	2	21	0.5
Jones, J'Quincy	2005-06	6	0	61	10.2	5-17	.294	1-5	.200	10-14	.714	3	4	7	1.2	15-0	3	6	1	1	21	3.5
Kalpic, Antonio	2011-14	42	3	308	7.3	25-45	.556	0-0	.000	13-18	.722	17	39	56	1.3	62-1	6	21	9	5	63	1.5
Kennedy, Jaden	2021-22	2	0	2	1.0	1-2	.500	0-0	.000	0-1	.000	2	0	2	1.0	0-0	0	0	0	1	2	1.0
King, Andre	1993-97	92	48	1626	17.7	237-491	.483	0-2	.000	123-168	.732	120	179	299	3.3	169-4	16	96	13	40	597	6.5
Klein, Dominique	2001-05	98	29	1853	18.9	240-567	.423	58-166	.349	110-190	.579	125	318	443	4.5	208-4	74	141	30	67	648	6.6
Knox, Tyreck	1997-00	62	30	846	13.7	106-245	.433	2-9	.222	51-95	.537	61	93	154	2.5	103-0	20	67	42	33	265	4.3
Knight, LaDarius	2019-20	26	0	231	8.9	40-92	.435	19-62	.306	11-16	.688	4	25	29	1.1	24-4	4	20	3	11	110	4.2
Kossangué, William	2008-10	59	24	939	15.9	107-255	.420	32-85	.376	48-81	.593	52	85	137	2.3	89-0	47	44	3	47	294	5.0
Krainiak, Ricky	2009-10	21	0	156	7.4	14-40	.350	9-31	.290	4-5	.800	0	10	10	0.5	12-0	3	8	2	5	41	2.0
Lado, Mogga	2016-18	71	2	1153	16.2	108-186	.581	0-0	.000	69-114	.605	88	174	262	3.7	129-1	62	70	38	28	285	4.0
Lane, Khadre'	2015-17	32	0	357	11.2	36-101	.356	13-46	.283	42-60	.700	20	17	37	1.2	44-0	14	15	10	12	127	4.0
Latham, Maurice	2004-06	52	49	1546	29.7	281-557	.505	23-78	.295	193-262	.737	172	220	392	7.5	150-1	100	161	10	52	778	14.9
Layton, Wes	1998-00	53	42	1455	27.5	100-271	.369	77-216	.356	38-53	.717	18	101	119	2.3	119-5	204	130	1	50	315	5.9
Lee, Brooks	2001-03	53	53	1613	30.4	101-251	.402	81-206	.393	87-99	.879	3	61	64	1.2	90-3	254	171	0	46	370	6.9
Lee, Jamie	1990-94	95	5	1275	13.4	177-427	.415	91-244	.373	67-82	.817	52	119	171	1.8	97-0	68	85	5	37	512	5.4
Leek, Leek	2012-14	59	42	1250	21.2	116-292	.397	56-139	.403	57-73	.781	43	115	158	2.7	121-3	50	58	53	22	345	5.8
Lehmann, Ben	1977-79	22				13-43	.302			2-5	.400			17	0.8	17-1	24			28	1.3	
Leonard, Darius	2012-14	65	50	1435	22.1	213-433	.492	35-92	.380	51-76	.671	100	180	280	4.3	140-2	59	65	17	34	512	7.9
Livers, Zach	1993-96	62	18	802	12.9	86-222	.387	21-80	.263	60-85	.706	20	65	85	1.4	86-1	24	58	2	22	253	4.1
Lusane, Joshua	2019-23	112	42	1965	17.5	267-578	.462	52-165	.315	128-170	.753	90	312	402	3.6	212-4	214	116	66	69	714	6.4
Lynch, Ethan	2020-22	8	0	24	3.0	0-2	.000	0-1	.000	1-2	.500	1	4	5	0.6	4-0	4	0	0	1	1	0.1
Mabson, Nehemiah	2014-15	31	0	365	11.8	42-102	.412	11-35	.314	22-45	.489	22	32	54	1.7	72-1	22	38	4	10	117	3.8
Mardis, Matt	1996-00	105	43	1804	17.2	259-630	.411	79-225	.351	69-88	.784	47	118	165	1.6	156-1	147	144	16	65	666	6.3
Marsh, Lee	2002-04	50	5	626	12.5	65-182	.357	20-77	.260	43-59	.729	44	60	94	1.9	88-3	41	62	5	14	193	3.9
Martin, Steve	1989-93	109	54	2390	21.9	285-696	.409	80-230	.348	85-125	.680	46	164	210	1.9	208-6	165	161	4	94	735	6.7
Mason, D.J.	2012-12	98	46	2090	21.3	371-755	.491	45-131	.344	145-254	.571	173	306	479	4.9							

Division I Era (1977-2022) Career Stats

Player	Years	GP	GS	Min	Avg	TOTAL FG-FGA	Pct	3-POINT 3FG-FGA	Pct	FT-FTA	Pct	REBOUNDS				PF-FO	A	TO	Blk	Stl	Pts	Avg
												Off	Def	Tot	Avg							
Phillips, Curtis	2014-16	40	22	958	24.0	107-288	.372	52-149	.349	73-108	.676	41	125	166	4.2	90-1	44	55	13	37	339	8.5
Pogue, Dan	1992-96	104	95	3295	31.7	129-383	.337	9-66	.137	99-173	.572	53	244	297	2.9	291-10	701	371	24	169	366	3.5
Poole, Comerlee	2004-06	55	37	1163	21.2	164-315	.521	5-17	.294	38-79	.481	146	197	343	6.2	107-0	23	71	16	34	371	6.7
Pringle, Ruell	2004-08	85	56	1875	22.1	292-714	.409	109-320	.341	140-193	.725	57	142	199	2.3	166-2	148	175	4	63	833	9.8
Quinn, Lee	1979-82	38	31	855	22.5	102-251	.406			64-97	.660			66	1.7	75-1	66	69	7	50	268	7.1
Randolph, Darwin	2021-23	7	0	24	3.4	0-5	.000	0-2	.000	0-0	.000	0	0	0	.0	3-0	1	0	0	0	0	.0
Ray, Quinton	2013-17	117	63	2069	17.7	74-231	.320	16-91	.176	41-63	.651	51	139	190	1.6	145-0	199	120	4	64	205	1.8
Reyna, Juan	2022-23	30	2	476	15.9	53-137	.387	22-73	.301	30-40	.750	6	27	33	1.1	40-0	27	23	1	17	158	5.3
Reynolds, Chris	2008-10	53	0	437	8.2	49-119	.412	0-4	.000	39-60	.650	42	57	99	1.9	57-1	15	46	9	19	137	2.6
Rhone, James	1982-83	1	0	3	3.0	0-2	.000			0-0	.000			0	0.0	0-0	0	0	0	0	0	0.0
Rice, Mike	1991-93	33	0	159	4.8	10-32	.313	0-0	.000	16-23	.696	8	26	34	1.0	31-0	6	13	2	1	36	1.1
Roberts, Drake	1997-98	27	7	578	21.4	43-144	.299	23-80	.288	33-43	.767	20	48	68	2.5	52-0	80	75	3	37	142	5.3
Roberts, Mark	1979-81	49	0	378	7.7	37-91	.407			64-87	.736			27	0.6	51-0	32	70	0	10	138	2.8
Robertson, Bryce	1980-82	33	22	821	24.9	68-133	.511			42-85	.494			94	2.8	93-4	114	94	4	46	178	5.4
Rodriguez, Jonathan	2006-10	121	121	3968	32.8	712-1490	.478	76-245	.310	653-860	.759	332	734	1066	8.8	277-3	286	346	75	175	2153	17.8
Ryan, Andrew	2010-15	129	91	3333	25.8	361-834	.433	199-512	.389	120-164	.732	104	344	448	3.5	252-6	227	134	22	92	1041	8.1
Saunders, Noah	2018-20	27	3	193	7.1	10-34	.294	5-23	.217	8-10	.800	9	27	36	1.3	22-0	6	13	3	5	33	1.2
Self, Wyatt	2016-18	4	0	10	2.5	1-2	.500	1-2	.500	0-0	.000	0	0	0	0.0	1-0	2	0	0	1	3	0.8
Simmons, Jamie	1996-00	109	80	2765	25.4	339-659	.514	0-3	.000	193-291	.663	229	387	616	5.7	211-6	134	203	108	74	871	8.0
Smith, Eric	2005-07	59	52	1666	28.2	271-668	.406	172-458	.376	148-192	.771	57	152	209	3.5	132-1	122	146	19	74	857	14.5
<b>Sinani, Jasin</b>	<b>2022-</b>	<b>28</b>	<b>2</b>	<b>408</b>	<b>14.6</b>	<b>26-75</b>	<b>.347</b>	<b>13-40</b>	<b>.325</b>	<b>15-18</b>	<b>.833</b>	<b>6</b>	<b>27</b>	<b>33</b>	<b>1.2</b>	<b>38-0</b>	<b>10</b>	<b>15</b>	<b>3</b>	<b>6</b>	<b>80</b>	<b>2.9</b>
Smith, Harvey	1980-84	109	78	3178	29.2	394-881	.447	1-3	.333	133-213	.624			242	2.2	285-16	284	237	10	116	922	8.5
Smith, Jason	1995-99	78	21	903	11.6	102-213	.479	1-4	.250	90-158	.570	85	126	211	2.7	147-6	12	89	12	10	225	3.8
Smith, Joey	1998-00	50	14	800	16.0	83-199	.417	22-74	.297	40-54	.741	37	86	123	2.5	109-4	104	86	7	28	298	4.6
Smith, Reggie	1989-91	50	27	1006	20.1	136-293	.464	0-3	.000	64-135	.474	80	146	226	4.5	119-6	26	102	19	34	336	6.7
Spain, Kevin	1980-84	80	12	849	10.6	35-116	.302			68-92	.739			46	0.5	92-0	115	78	4	60	138	1.7
Spencer, Larry	1984-87	74	46	1544	20.9	239-550	.435	52-113	.460	38-47	.809			191	2.6	113-1	89	83	21	30	568	7.7
Spencer, Trey	2018-20	61	24	1271	20.8	115-316	.364	58-192	.302	36-49	.735	33	118	151	2.5	80-2	80	58	4	49	324	5.3
Spinks, Joe	1990-94	111	105	3505	31.6	647-1251	.517	72-180	.400	345-537	.642	238	716	954	8.6	363-21	344	297	155	220	1711	15.4
Springs, Chris	1985-89	96	27	1607	16.7	189-420	.450	39-116	.336	115-181	.635			223	2.3	171-4	154	139	26	89	532	5.5
Stajcic, Milos	2018-22	84	23	968	11.5	108-252	.429	32-83	.386	64-91	.703	54	123	177	2.1	118-4	61	91	7	13	312	3.7
Stankus, Zydrunas	2000-02	51	31	977	19.2	129-322	.401	34-119	.286	32-56	.571	46	81	127	2.5	81-1	67	71	5	14	324	6.4
Stanton, Paul	1979-80	19	0	137	7.2	10-30	.333			7-12	.583			7	0.4	25-1	6	12	3	5	27	1.4
Staton, Wendell	1985-86	2	0	6	3.0	1-4	.250			0-0	.000			0	0.0	4-0	0	1	0	0	2	1.0
Stephenson, Pat	2002-04	20	1	138	6.9	6-12	.500	4-7	.571	3-5	.600	4	9	13	0.7	12-0	4	5	2	1	19	0.9
Sturdivant, Tim	1980-81	9	0	54	6.0	11-37	.297			6-11	.545			4	0.4	3-0	5	5	0	0	28	3.1
Talbert, Jacob	2013-17	19	1	52	2.7	6-20	.300	0-10	.000	3-4	.750	3	9	12	0.6	12-0	6	6	0	3	15	0.8
Taylor, Miles	2008-10	58	36	1099	18.9	158-283	.558	5-19	.263	101-156	.647	72	96	168	2.9	99-2	43	63	2	33	422	7.3
Thompson, Chad	2008-09	6	0	48	8.0	7-20	.350	2-8	.250	2-2	1.000	1	4	5	0.8	7-0	3	3	1	1	18	3.0
Thompson, Messiah	2019-22	82	8	1645	20.1	204-507	.402	104-293	.355	46-64	.719	19	109	128	1.6	132-2	140	85	2	56	558	6.8
Troy, John	2002-03	2	0	8	4.0	2-6	.333	0-0	.000	0-1	.000	2	2	4	2.0	1-0	0	0	0	1	4	2.0
<b>Vaistaras, Laurynas</b>	<b>2020-</b>	<b>50</b>	<b>18</b>	<b>588</b>	<b>11.8</b>	<b>68-139</b>	<b>.489</b>	<b>13-36</b>	<b>.361</b>	<b>26-42</b>	<b>.619</b>	<b>30</b>	<b>67</b>	<b>97</b>	<b>1.9</b>	<b>69-2</b>	<b>48</b>	<b>47</b>	<b>7</b>	<b>15</b>	<b>175</b>	<b>3.5</b>
Vandevender, Heath	1987-91	81	11	762	9.4	86-195	.441	5-17	.294	79-112	.705	34	62	96	1.2	78-1	24	69	9	15	256	3.2
Vandy, Mike	1980-84	69	8	783	11.3	118-291	.406			63-83	.759			140	2.0	114-4	32	85	19	22	299	4.3
Vejraska, Kyle	2006-10	121	47	2175	18.0	336-741	.453	69-197	.350	159-218	.729	173	227	400	3.3	318-14	78	174	103	54	900	7.4
Walton, Emory	2000-02	41	32	1061	25.9	109-294	.371	9-33	.273	68-89	.764	41	89	130	3.2	102-3	138	105	3	36	295	7.2
Walker, Eddie	1997-01	80	36	1452	18.2	164-468	.350	93-269	.346	85-113	.752	32	102	134	1.7	117-3	135	161	1	32	506	6.3
Walker, Shawn	1990-91	28	20	785	28.0	60-175	.343	24-74	.324	36-45	.800	13	60	73	2.6	58-0	89	112	1	31	180	6.4
<b>Walsh, Elijah</b>	<b>2022-</b>	<b>4</b>	<b>0</b>	<b>16</b>	<b>4.0</b>	<b>2-4</b>	<b>.500</b>	<b>0-2</b>	<b>.000</b>	<b>2-4</b>	<b>.500</b>	<b>0</b>	<b>0</b>	<b>0</b>	<b>0.0</b>	<b>2-0</b>	<b>0</b>	<b>1</b>	<b>0</b>	<b>1</b>	<b>6</b>	<b>1.5</b>
Welch, James	1984-85	3	0	16	5.3	1-5	.200			1-2	.500			0	0.0	3-0	2	5	0	1	3	1.0
Wells, Nathan	2002-03	1	0	1	1.0	0-0	.000	0-0	.000	0-0	.000	0	0	0	0.0	0-0	0	0	0	0	0	0.0
White, Darren	2011-13	43	41	1396	32.5	290-560	.518	52-149	.349	144-22	.649	92	162	254	5.9	110-2	87	112	39	51	776	18.0
Whitfield, Fred	1977-80	75				372-722	.515			199-275	.724			152	2.0	169-0	170				943	12.6
Whitfield, Jordan	2017-22	139	82	3762	27.1	416-949	.438	173-447	.387	166-205	.810	47	248	295	2.1	232-5	301	204	5	102	1171	8.4
Whitfield, Shane	2015-18	101	97	2862	28.3	273-560	.488	1-11	.091	329-455	.723	86	324	410	4.1	281-11	200	200	11	61	876	8.7
Whitted, Ron	1982-86	78	7	808	10.4	75-178	.421			39-65	.600			148	1.9	121-3	15	55	11	11	189	2.4
Williams, Benny	1986-88	15	0	80	5.3	21-53	.396	2-8	.250	6-10	.600			22	1.5	22-0	4	8	2	3	50	3.3
Williams, Ron	1978-83	70	26	1289	18.4	237-548	.433			48-84	.571			150	2.1	80-0	84	83	11	51	522	7.5
Williams, Tracy	1984-86	50	33	1017	20.3	149-331	.450			56-93	.602			217	4.3	107-2	37	79	11	19	354	7.1
Williams, Tremone	1994-96	28	12	418	14.9	62-123	.504	0-0	.000	16-31	.516	40	55	95	3.4	46-1	4	21	27	6	140	5.0
Wilson, Henry	1985-89	111	107	3457	31.1	621-1138	.546	0-1	.000	362-531	.682			724	6.5	338-19	124	264	156	89	1604	14.5
Witten, Brian	1988-89	9	0	31	3.4	8-19	.421	0-0	.000	3-6	.500	4	5	9	1.0	8-0	2	6	0	1	19	2.1


# 1,000 Point Club



1. Chris Clemons				5-9	G	Raleigh, N.C.	2015-19 (4)				3,225					
Year	GP	GS	MIN-Avg	FGM-FGA	Pct.	3FG-3FGA	Pct.	FTM-FTA	Pct.	Reb	Rpg	Ast	St	BS	Pts	Ppg
2015-16	30	29	965-32.2	186-439	.424	92-246	.374	92-109	.844	111	3.7	54	45	8	556	18.5
2016-17	36	35	1205-33.5	301-674	.447	118-333	.354	184-223	.825	167	4.6	92	70	18	904	25.1
2017-18	31	30	1055-34.0	233-515	.452	95-256	.371	211-245	.861	142	4.6	95	49	10	772	24.9
2018-19	33	33	1208-36.6	304-679	.448	139-389	.357	246-283	.869	167	5.1	94	49	11	993	30.1
<b>Totals</b>	<b>130</b>	<b>127</b>	<b>4433-34.1</b>	<b>1024-2307</b>	<b>.444</b>	<b>444-1224</b>	<b>.363</b>	<b>733-860</b>	<b>.852</b>	<b>587</b>	<b>4.5</b>	<b>335</b>	<b>213</b>	<b>47</b>	<b>3225</b>	<b>24.8</b>




2. Jonathan Rodriguez				6-5	F	Bayamon, P.R.	2006-10 (4)				2,153					
Year	GP	GS	MIN-Avg	FGM-FGA	Pct.	3FG-3FGA	Pct.	FTM-FTA	Pct.	Reb	Rpg	Ast	St	BS	Pts	Ppg
2006-07	31	31	1028-33.2	184-393	.468	20-69	.290	148-209	.708	272	8.8	94	45	34	536	17.3
2007-08	30	30	1051-35.0	202-414	.488	14-51	.275	208-272	.765	304	10.1	75	47	17	626	20.9
2008-09	30	30	911-30.4	163-344	.474	19-53	.358	124-157	.790	248	8.3	57	38	9	469	15.6
2009-10	30	30	978-32.6	163-339	.481	23-72	.319	173-222	.779	242	8.1	60	45	15	522	17.4
<b>Totals</b>	<b>121</b>	<b>121</b>	<b>3968-32.8</b>	<b>712-1490</b>	<b>.478</b>	<b>76-245</b>	<b>.310</b>	<b>653-860</b>	<b>.759</b>	<b>1066</b>	<b>8.8</b>	<b>286</b>	<b>175</b>	<b>75</b>	<b>2153</b>	<b>17.8</b>



3. Sam Stagers				6-6	C	Mullins, S.C.	1973-77 (4)				1,947					
Year	GP	GS	MIN-Avg	FGM-FGA	Pct.	3FG-3FGA	Pct.	FTM-FTA	Pct.	Reb	Rpg	Ast	St	BS	Pts	Ppg
1973-74	28			127-275	.462			73-99	.737	259	9.3				327	11.7
1974-75	31			230-409	.562			114-165	.691	287	9.3				574	18.5
1975-76	27			188-314	.599			68-108	.630	255	9.4				444	16.4
1976-77	33			258-425	.607			86-195	.441	347	10.5				602	18.2
<b>Totals</b>	<b>119</b>			<b>803-1423</b>	<b>.564</b>			<b>341-567</b>	<b>.601</b>	<b>1148</b>	<b>9.6</b>				<b>1947</b>	<b>16.4</b>




4. Johnny Marshbanks				6-8	C	Marietta, Ga.	1965-69 (4)				1,723					
Year	GP	GS	MIN-Avg	FGM-FGA	Pct.	3FG-3FGA	Pct.	FTM-FTA	Pct.	Reb	Rpg	Ast	St	BS	Pts	Ppg
1965-66	25			143				56-100	.560						342	13.7
1966-67	27			192				96-140	.686						480	17.8
1967-68	26			198				91-133	.684						487	18.7
1968-69	27			175-372	.470			64-104	.615	199	7.4				414	15.3
<b>Totals</b>	<b>105</b>			<b>708</b>				<b>307-477</b>	<b>.644</b>						<b>1723</b>	<b>16.4</b>



5. Joe Spinks				6-7	F	Asheboro, N.C.	1990-94 (4)				1,711					
Year	GP	GS	MIN-Avg	FGM-FGA	Pct.	3FG-3FGA	Pct.	FTM-FTA	Pct.	Reb	Rpg	Ast	St	BS	Pts	Ppg
1990-91	28	25	883-31.5	118-226	.522	0-0	.000	88-133	.662	262	9.4	51	62	29	324	11.6
1991-92	31	31	989-31.9	140-274	.511	2-5	.400	67-103	.650	261	8.4	111	66	52	349	11.3
1992-93	24	24	749-31.2	174-313	.556	25-60	.417	81-119	.681	186	7.8	100	48	41	454	18.9
1993-94	28	25	884-31.6	215-438	.491	45-115	.391	109-182	.599	245	8.8	82	44	33	584	20.9
<b>Totals</b>	<b>111</b>	<b>105</b>	<b>3505-31.6</b>	<b>647-1251</b>	<b>.517</b>	<b>72-180</b>	<b>.400</b>	<b>345-537</b>	<b>.642</b>	<b>954</b>	<b>8.6</b>	<b>344</b>	<b>220</b>	<b>155</b>	<b>1711</b>	<b>15.4</b>




6. Mike Reidy				6-4	F	Bronx, N.Y.	1960-64 (4)				1,661					
Year	GP	GS	MIN-Avg	FGM-FGA	Pct.	3FG-3FGA	Pct.	FTM-FTA	Pct.	Reb	Rpg	Ast	St	BS	Pts	Ppg
1960-61	23			116				103-122	.844						335	14.6
1961-62	22			134				130-151	.861	290	13.2				398	18.1
1962-63	24			143				145-184	.788						431	18.0
1963-64	28			174				149-186	.801						497	17.8
<b>Totals</b>	<b>97</b>			<b>567</b>				<b>527-643</b>	<b>.820</b>						<b>1661</b>	<b>17.1</b>




7. Mark Mocnik				6-5	F	Fayetteville, N.C.	1988-93 (4)				1,635					
Year	GP	GS	MIN-Avg	FGM-FGA	Pct.	3FG-3FGA	Pct.	FTM-FTA	Pct.	Reb	Rpg	Ast	St	BS	Pts	Ppg
1988-89	30	1	652-21.7	115-274	.420	60-140	.429	62-71	.873	72	2.4	62	17	1	352	11.7
1989-90	28	28	868-31.0	132-346	.382	62-171	.363	49-62	.790	109	3.9	68	22	7	377	13.5
1990-91			DN P - Medical Redshirt													
1991-92	31	31	977-31.5	165-364	.453	96-229	.419	69-97	.711	115	3.7	42	44	14	495	16.0
1992-93	27	27	749-27.7	144-323	.446	77-207	.372	46-60	.767	110	4.1	33	19	11	411	15.2
<b>Totals</b>	<b>116</b>	<b>87</b>	<b>3246-28.0</b>	<b>556-1307</b>	<b>.425</b>	<b>295-747</b>	<b>.395</b>	<b>226-290</b>	<b>.779</b>	<b>406</b>	<b>3.5</b>	<b>205</b>	<b>102</b>	<b>33</b>	<b>1635</b>	<b>14.1</b>



8. Henry Wilson				6-7	F	Hopkins, S.C.	1985-89 (4)				1,604					
Year	GP	GS	MIN-Avg	FGM-FGA	Pct.	3FG-3FGA	Pct.	FTM-FTA	Pct.	Reb	Rpg	Ast	St	BS	Pts	Ppg
1985-86	27	24	727-26.9	72-144	.500			34-52	.654	149	5.5	16	13	41	178	6.6
1986-87	30	30	951-31.7	167-318	.525	0-0	.000	99-152	.651	239	8.0	24	37	52	433	14.4
1987-88	27	27	928-34.4	191-333	.574	0-1	.000	111-162	.685	183	6.8	49	27	47	493	18.3
1988-89	27	26	851-31.1	191-343	.557	0-0	.000	118-165	.715	153	5.7	35	12	16	500	18.5
<b>Totals</b>	<b>111</b>	<b>107</b>	<b>3457-31.1</b>	<b>621-1138</b>	<b>.546</b>	<b>0-1</b>	<b>.000</b>	<b>362-531</b>	<b>.682</b>	<b>724</b>	<b>6.5</b>	<b>124</b>	<b>89</b>	<b>156</b>	<b>1604</b>	<b>14.5</b>




9. Danny Gaither				6-4	F	Olney, Md.	1970-74 (4)				1,601					
Year	GP	GS	MIN-Avg	FGM-FGA	Pct.	3FG-3FGA	Pct.	FTM-FTA	Pct.	Reb	Rpg	Ast	St	BS	Pts	Ppg
1970-71	26			152-305	.498			57-85	.671	201	7.7				361	13.9
1971-72	28			187				96-124	.774						469	16.8
1972-73	21			134-294	.456			56-77	.727	186	8.9				324	15.4
1973-74	27			184-386	.477			79-98	.806	224	8.3				447	16.6
<b>Totals</b>	<b>102</b>			<b>657</b>				<b>288-384</b>	<b>.750</b>						<b>1601</b>	<b>15.7</b>



10. Andrew Broadie				6-8	C	Raleigh, N.C.	1969-73 (4)				1,589					
Year	GP	GS	MIN-Avg	FGM-FGA	Pct.	3FG-3FGA	Pct.	FTM-FTA	Pct.	Reb	Rpg	Ast	St	BS	Pts	Ppg
1969-70	31			160				52-95	.547						372	12.0
1970-71	27			167-296	.564			72-105	.686	269	10.0				406	15.0
1971-72	26			179				80-117	.684						438	16.8
1972-73	27			166-388	.428			41-64	.641	243	9.0				373	13.8
<b>Totals</b>	<b>111</b>			<b>679</b>				<b>245-381</b>	<b>.643</b>						<b>1589</b>	<b>14.3</b>


# 1,000 Point Club




<b>11. Cordell Wise</b>		<b>6-2</b>	<b>F</b>	<b>Riverside, N.J.</b>	<b>1967-70 (3)</b>	<b>1,584</b>										
Year	GP	GS	MIN-Avg	FGM-FGA	Pct.	3FG-3FGA	Pct.	FTM-FTA	Pct.	Reb	Rpg	Ast	St	BS	Pts	Ppg
1967-68	26			197				79-120	.658						473	18.2
1968-69	27			204-458	.445			96-126	.762	305	11.3				504	18.7
1969-70	31			259				89-112	.795						607	19.6
<b>Totals</b>	<b>84</b>			<b>660</b>				<b>264-358</b>	<b>.737</b>						<b>1584</b>	<b>18.9</b>



<b>12. Clarence Grier</b>		<b>6-6</b>	<b>F</b>	<b>Greensboro, N.C.</b>	<b>1983-87 (4)</b>	<b>1,514</b>										
Year	GP	GS	MIN-Avg	FGM-FGA	Pct.	3FG-3FGA	Pct.	FTM-FTA	Pct.	Reb	Rpg	Ast	St	BS	Pts	Ppg
1983-84	26	23	612-23.5	96-234	.410			58-82	.707	68	2.6	31	11	10	250	9.6
1984-85	26	13	448-17.2	71-171	.415			35-50	.700	64	2.5	17	13	10	177	6.8
1985-86	24	14	643-26.8	132-298	.443			84-107	.785	103	4.3	26	12	12	348	14.5
1986-87	30	30	1007-33.6	287-573	.501	7-20	.350	158-208	.760	150	5.0	30	27	23	739	24.6
<b>Totals</b>	<b>106</b>	<b>80</b>	<b>2710-25.6</b>	<b>586-1276</b>	<b>.459</b>	<b>7-20</b>	<b>.350</b>	<b>335-447</b>	<b>.749</b>	<b>385</b>	<b>3.6</b>	<b>104</b>	<b>63</b>	<b>55</b>	<b>1514</b>	<b>14.3</b>



<b>13. Adam Fellers</b>		<b>6-2</b>	<b>G</b>	<b>Fayetteville, N.C.</b>	<b>1998-02 (4)</b>	<b>1,495</b>										
Year	GP	GS	MIN-Avg	FGM-FGA	Pct.	3FG-3FGA	Pct.	FTM-FTA	Pct.	Reb	Rpg	Ast	St	BS	Pts	Ppg
1998-99	27	2	609-22.6	79-213	.371	60-160	.375	12-15	.800	43	1.6	25	14	0	230	8.5
1999-00	28	27	1015-36.3	146-354	.412	96-240	.400	52-60	.867	76	2.7	52	28	0	440	15.7
2000-01	28	28	1050-37.5	136-330	.412	66-216	.306	76-90	.844	66	2.4	57	25	1	434	15.5
2001-02	27	27	822-30.4	130-317	.410	74-189	.392	57-68	.838	60	2.2	41	14	1	391	14.5
<b>Totals</b>	<b>110</b>	<b>84</b>	<b>3496-31.8</b>	<b>491-1214</b>	<b>.404</b>	<b>296-805</b>	<b>.368</b>	<b>197-233</b>	<b>.845</b>	<b>245</b>	<b>2.2</b>	<b>175</b>	<b>81</b>	<b>2</b>	<b>1495</b>	<b>13.6</b>



<b>14. Allen McRae</b>		<b>6-6</b>	<b>F</b>	<b>Mullins, S.C.</b>	<b>1967-72 (4)</b>	<b>1,455</b>										
Year	GP	GS	MIN-Avg	FGM-FGA	Pct.	3FG-3FGA	Pct.	FTM-FTA	Pct.	Reb	Rpg	Ast	St	BS	Pts	Ppg
1967-68	26			82				50-77	.649						214	8.2
1968-69	29			214				108-145	.745						536	18.5
1969-70	29			161				118-149	.792						440	15.2
1971-72	20			106				53-76	.697						265	13.3
<b>Totals</b>	<b>104</b>			<b>563</b>				<b>329-447</b>	<b>.736</b>						<b>1455</b>	<b>14.0</b>



<b>15. Scott Neely</b>		<b>6-3</b>	<b>G</b>	<b>Granger, Ind.</b>	<b>1991-96 (4)</b>	<b>1,377</b>										
Year	GP	GS	MIN-Avg	FGM-FGA	Pct.	3FG-3FGA	Pct.	FTM-FTA	Pct.	Reb	Rpg	Ast	St	BS	Pts	Ppg
1991-92	31	18	767-24.7	75-184	.408	31-76	.408	29-34	.853	118	3.8	59	25	2	210	6.8
1992-93	27	21	687-25.4	97-229	.424	53-118	.449	27-37	.730	86	3.2	35	14	1	274	10.1
1993-94	29	25	962-33.2	163-344	.474	81-173	.468	64-84	.762	135	4.7	61	34	3	471	16.2
1994-95	DNP - Medical Redshirt															
1995-96	28	28	930-33.2	144-321	.449	79-186	.425	55-70	.786	116	4.1	61	24	1	422	15.1
<b>Totals</b>	<b>115</b>	<b>92</b>	<b>3346-29.1</b>	<b>479-1078</b>	<b>.444</b>	<b>244-553</b>	<b>.441</b>	<b>175-225</b>	<b>.778</b>	<b>455</b>	<b>4.0</b>	<b>216</b>	<b>97</b>	<b>7</b>	<b>1377</b>	<b>12.0</b>



<b>16. Ron Curtis</b>		<b>6-6</b>	<b>F</b>	<b>Washington, D.C.</b>	<b>1978-82 (4)</b>	<b>1,239</b>										
Year	GP	GS	MIN-Avg	FGM-FGA	Pct.	3FG-3FGA	Pct.	FTM-FTA	Pct.	Reb	Rpg	Ast	St	BS	Pts	Ppg
1978-79	26	25	771-29.7	110-226	.487			57-97	.588	221	8.5	35			277	10.7
1979-80	27	27	699-25.8	88-187	.471			49-78	.628	201	7.4	18			225	8.3
1980-81	27	26	792-29.3	126-248	.508			96-119	.807	187	6.9	33	22	4	348	12.9
1981-82	27	27	938-34.7	144-271	.531			101-149	.678	200	7.4	45	30	6	389	14.4
<b>Totals</b>	<b>107</b>	<b>105</b>	<b>3200-29.9</b>	<b>468-932</b>	<b>.502</b>			<b>303-443</b>	<b>.684</b>	<b>809</b>	<b>7.6</b>	<b>131</b>			<b>1239</b>	<b>11.6</b>



<b>17. John Heckstall</b>		<b>6-6</b>	<b>F</b>	<b>Colerain, N.C.</b>	<b>1975-79 (4)</b>	<b>1,200</b>										
Year	GP	GS	MIN-Avg	FGM-FGA	Pct.	3FG-3FGA	Pct.	FTM-FTA	Pct.	Reb	Rpg	Ast	St	BS	Pts	Ppg
1975-76	25			61-115	.530			49-69	.710	101	4.0				171	6.8
1976-77	33			161-314	.513			69-112	.616	258	7.8				391	11.8
1977-78	24			114-273	.418			81-118	.686	194	8.1				309	12.9
1978-79	26			126-271	.465			77-107	.720	181	7.0				329	12.7
<b>Totals</b>	<b>108</b>			<b>462-973</b>	<b>.475</b>			<b>276-406</b>	<b>.680</b>	<b>734</b>	<b>6.8</b>				<b>1200</b>	<b>11.1</b>




<b>18. Cedric Henderson, Jr.</b>		<b>6-6</b>	<b>F</b>	<b>Memphis, Tenn.</b>	<b>2019-22 (3)</b>	<b>1,196</b>										
Year	GP	GS	MIN-Avg	FGM-FGA	Pct.	3FG-3FGA	Pct.	FTM-FTA	Pct.	Reb	Rpg	Ast	St	BS	Pts	Ppg
2019-20	31	30	901-29.1	148-256	.578	33-73	.425	55-71	.775	140	4.5	56	26	19	384	12.4
2020-21	27	27	881-32.6	152-302	.503	20-75	.267	81-107	.757	120	4.4	28	35	29	405	15.0
2021-22	29	29	983-33.9	163-327	.498	38-100	.380	43-66	.652	161	5.6	45	30	14	407	14.0
<b>Totals</b>	<b>87</b>	<b>86</b>	<b>2765-31.8</b>	<b>463-885</b>	<b>.523</b>	<b>91-248</b>	<b>.367</b>	<b>179-244</b>	<b>.744</b>	<b>421</b>	<b>4.8</b>	<b>129</b>	<b>91</b>	<b>62</b>	<b>1196</b>	<b>13.7</b>



<b>19. Wayne Sanford</b>		<b>6-4</b>	<b>F</b>	<b>Coats, N.C.</b>	<b>1971-76 (4)</b>	<b>1,195</b>										
Year	GP	GS	MIN-Avg	FGM-FGA	Pct.	3FG-3FGA	Pct.	FTM-FTA	Pct.	Reb	Rpg	Ast	St	BS	Pts	Ppg
1971-72	29			37				51-79	.646						125	4.3
1972-73	27			88-198	.444			52-73	.712	198	7.3				228	8.4
1973-74	DNP - Injured															
1974-75	31			160-325	.492			78-107	.729	206	6.6				398	12.8
1975-76	27			142-281	.505			75-109	.692	255	9.4				444	16.4
<b>Totals</b>	<b>114</b>			<b>427</b>				<b>256-368</b>	<b>.696</b>						<b>1195</b>	<b>10.5</b>


# 1,000 Point Club



20. Tony Britto				7-0	C	Providence, R.I.	1978-82 (4)				1,191					
Year	GP	GS	MIN-Avg	FGM-FGA	Pct.	3FG-3FGA	Pct.	FTM-FTA	Pct.	Reb	Rpg	Ast	St	BS	Pts	Ppg
1978-79	26	22	582-22.4	88-193	.456			26-46	.565	148	5.7	41			202	7.8
1979-80	27	26	854-31.6	131-285	.460			49-73	.671	226	8.4	77			311	11.5
1980-81	24	24	757-31.5	114-215	.530			46-70	.657	198	8.3	40	16	22	274	11.4
1981-82	27	27	1004-37.2	164-302	.543			76-120	.633	203	7.5	51	17	21	404	15.0
<b>Totals</b>	<b>104</b>	<b>99</b>	<b>3197-30.7</b>	<b>497-995</b>	<b>.499</b>			<b>197-309</b>	<b>.638</b>	<b>775</b>	<b>7.5</b>	<b>209</b>			<b>1191</b>	<b>11.5</b>



21. Peter Wish				6-0	G	Camden, N.J.	1962-67 (4)				1,188					
Year	GP	GS	MIN-Avg	FGM-FGA	Pct.	3FG-3FGA	Pct.	FTM-FTA	Pct.	Reb	Rpg	Ast	St	BS	Pts	Ppg
1962-63	24			19				11-28	.393						49	2.0
1964-65	27			195				117-153	.765						507	18.8
1965-66	25			161				104-143	.727						426	17.0
1966-67	27			82				42-53	.792						206	7.2
<b>Totals</b>	<b>103</b>			<b>457</b>				<b>274-377</b>	<b>.727</b>						<b>1188</b>	<b>11.5</b>




22. Tarick Johnson				6-4	G	Fayetteville, N.C.	2000-04 (4)				1,180					
Year	GP	GS	MIN-Avg	FGM-FGA	Pct.	3FG-3FGA	Pct.	FTM-FTA	Pct.	Reb	Rpg	Ast	St	BS	Pts	Ppg
2000-01	26	0	315-12.1	56-124	.452	9-26	.346	17-28	.607	51	2.0	23	12	1	138	5.3
2001-02	27	10	541-20.0	112-265	.423	24-70	.343	48-64	.750	89	3.3	15	29	7	296	11.0
2002-03	27	27	894-33.1	180-390	.462	23-64	.359	79-114	.693	138	5.1	48	31	16	462	17.1
2003-04	23	20	607-26.4	104-259	.402	29-87	.333	47-62	.758	132	5.7	28	17	6	284	12.3
<b>Totals</b>	<b>103</b>	<b>57</b>	<b>2357-22.9</b>	<b>452-1038</b>	<b>.435</b>	<b>85-247</b>	<b>.344</b>	<b>191-268</b>	<b>.713</b>	<b>410</b>	<b>3.9</b>	<b>114</b>	<b>89</b>	<b>30</b>	<b>1180</b>	<b>11.5</b>



23. Jordan Whitfield				6-1	G	Raleigh, N.C.	2017-22 (5)				1,171					
Year	GP	GS	MIN-Avg	FGM-FGA	Pct.	3FG-3FGA	Pct.	FTM-FTA	Pct.	Reb	Rpg	Ast	St	BS	Pts	Ppg
2017-18	29	3	492-17.0	33-79	.418	15-44	.341	9-11	.818	49	1.7	39	12	1	90	3.1
2018-19	29	1	640-22.1	51-116	.440	22-64	.344	16-20	.800	58	2.0	63	18	1	140	4.8
2019-20	27	24	743-27.5	78-189	.413	34-82	.415	47-54	.870	47	1.7	64	21	0	237	8.8
2020-21	27	27	958-35.5	142-292	.486	50-117	.427	60-73	.822	77	2.9	75	26	1	394	14.6
2021-22	27	27	929-34.4	112-273	.410	52-140	.371	34-47	.723	64	2.4	60	25	2	310	11.5
<b>Totals</b>	<b>139</b>	<b>82</b>	<b>3762-27.1</b>	<b>416-949</b>	<b>.438</b>	<b>173-447</b>	<b>.387</b>	<b>166-205</b>	<b>.810</b>	<b>295</b>	<b>2.1</b>	<b>301</b>	<b>102</b>	<b>5</b>	<b>1171</b>	<b>8.4</b>



24. Don Whaley				6-3	F	Kinston, N.C.	1973-77 (4)				1,118					
Year	GP	GS	MIN-Avg	FGM-FGA	Pct.	3FG-3FGA	Pct.	FTM-FTA	Pct.	Reb	Rpg	Ast	St	BS	Pts	Ppg
1973-74	23			22-45	.489			13-19	.684	52	2.3				57	2.5
1974-75	31			95-187	.508			41-64	.641	84	2.7				231	7.5
1975-76	26			118-224	.527			56-81	.691	132	5.1				292	11.2
1976-77	33			220-440	.500			98-132	.742	224	6.8				538	16.3
<b>Totals</b>	<b>113</b>			<b>455-896</b>	<b>.508</b>			<b>208-296</b>	<b>.703</b>	<b>492</b>	<b>4.4</b>				<b>1118</b>	<b>9.9</b>



25. Cory Gensler				6-4	G	Cary, N.C.	2016-20 (4)				1,106					
Year	GP	GS	MIN-Avg	FGM-FGA	Pct.	3FG-3FGA	Pct.	FTM-FTA	Pct.	Reb	Rpg	Ast	St	BS	Pts	Ppg
2016-17	37	31	1130-30.5	95-210	.452	49-122	.402	26-36	.722	152	4.1	40	41	16	265	7.2
2017-18	34	33	1032-30.4	92-218	.422	48-127	.378	15-23	.652	149	4.4	53	31	10	247	7.3
2018-19	32	32	1012-31.6	105-228	.461	51-144	.354	12-16	.750	132	4.1	54	28	10	273	8.5
2019-20	30	30	950-31.7	129-261	.494	44-125	.352	19-36	.528	141	4.7	52	41	19	321	10.7
<b>Totals</b>	<b>133</b>	<b>126</b>	<b>4124-31.0</b>	<b>421-917</b>	<b>.459</b>	<b>192-518</b>	<b>.371</b>	<b>72-111</b>	<b>.649</b>	<b>574</b>	<b>4.3</b>	<b>199</b>	<b>141</b>	<b>55</b>	<b>1106</b>	<b>8.3</b>



26. Brad Childress				5-9	G	Misenheimer, N.C.	1986-90 (4)				1,105					
Year	GP	GS	MIN-Avg	FGM-FGA	Pct.	3FG-3FGA	Pct.	FTM-FTA	Pct.	Reb	Rpg	Ast	St	BS	Pts	Ppg
1986-87	30	30	1095-36.5	93-195	.477	25-49	.510	44-59	.746	93	3.1	138	56	0	255	8.5
1987-88	27	27	996-36.9	112-245	.457	22-58	.379	58-67	.866	99	3.7	130	51	1	304	11.3
1988-89	30	28	1063-35.4	96-228	.421	33-83	.398	46-60	.767	91	3.0	172	77	1	271	9.0
1989-90	28	28	939-33.5	84-193	.435	43-91	.473	62-75	.827	84	3.0	103	59	1	275	9.8
<b>Totals</b>	<b>115</b>	<b>113</b>	<b>4093-35.6</b>	<b>385-861</b>	<b>.447</b>	<b>123-281</b>	<b>.438</b>	<b>210-261</b>	<b>.805</b>	<b>367</b>	<b>3.2</b>	<b>543</b>	<b>243</b>	<b>3</b>	<b>1105</b>	<b>9.6</b>




27. Corey Best				6-3	G	Wilson, N.C.	1994-98 (4)				1,099					
Year	GP	GS	MIN-Avg	FGM-FGA	Pct.	3FG-3FGA	Pct.	FTM-FTA	Pct.	Reb	Rpg	Ast	St	BS	Pts	Ppg
1994-95	25	7	614-24.6	77-230	.335	8-34	.235	43-65	.662	91	3.6	48	13	0	205	8.2
1995-96	28	28	843-30.1	130-326	.399	23-73	.315	85-110	.773	153	5.5	41	35	8	368	13.1
1996-97	27	24	851-31.5	119-290	.410	33-88	.375	94-116	.810	138	5.1	80	29	9	365	13.5
1997-98	20	18	531-26.6	52-154	.338	10-52	.192	47-76	.618	75	3.8	54	24	2	161	8.1
<b>Totals</b>	<b>100</b>	<b>77</b>	<b>2839-28.4</b>	<b>378-1000</b>	<b>.378</b>	<b>74-247</b>	<b>.300</b>	<b>269-367</b>	<b>.733</b>	<b>457</b>	<b>4.6</b>	<b>223</b>	<b>101</b>	<b>19</b>	<b>1099</b>	<b>11.0</b>




28. Marshall Lovett				5-11	G	Fayetteville, N.C.	1972-76 (4)				1,064					
Year	GP	GS	MIN-Avg	FGM-FGA	Pct.	3FG-3FGA	Pct.	FTM-FTA	Pct.	Reb	Rpg	Ast	St	BS	Pts	Ppg
1972-73	27			80-162	.494			58-76	.763	74	2.7				218	8.1
1973-74	9			44-96	.458			8-15	.533	42	4.7				96	10.7
1974-75	31			141-257	.549			106-133	.797	78	2.5				388	12.5
1975-76	26			137-255	.537			88-111	.793	74	2.8				362	13.9
<b>Totals</b>	<b>93</b>			<b>402-770</b>	<b>.522</b>			<b>260-335</b>	<b>.776</b>	<b>268</b>	<b>2.9</b>				<b>1064</b>	<b>11.4</b>


# 1,000 Point Club



<b>29. Lorne Merthie</b>	<b>6-2</b>	<b>G</b>	<b>Sanford, Fla.</b>	<b>2008-12 (4)</b>	<b>1,051</b>											
Year	GP	GS	MIN-Avg	FGM-FGA	Pct.	3FG-3FGA	Pct.	FTM-FTA	Pct.	Reb	Rpg	Ast	St	BS	Pts	Ppg
2008-09	30	30	871-29.0	83-227	.366	52-130	.400	66-84	.786	97	3.2	73	47	1	284	9.5
2009-10	30	27	870-29.0	105-250	.420	69-168	.411	38-48	.792	69	2.3	52	60	3	317	10.6
2010-11	23	21	686-29.8	85-205	.415	55-131	.420	32-50	.640	62	2.7	61	31	0	257	11.2
2011-12	23	10	538-23.4	60-157	.382	50-127	.394	23-29	.793	45	2.0	46	17	2	193	8.4
<b>Totals</b>	<b>106</b>	<b>88</b>	<b>2965-28.0</b>	<b>333-839</b>	<b>.397</b>	<b>226-556</b>	<b>.406</b>	<b>159-211</b>	<b>.754</b>	<b>273</b>	<b>2.6</b>	<b>232</b>	<b>155</b>	<b>6</b>	<b>1051</b>	<b>9.9</b>



<b>30. Anthony Dell'Orso</b>	<b>6-6</b>	<b>G</b>	<b>Melbourne, Australia</b>	<b>2022-24 (2)</b>	<b>1,049</b>											
Year	GP	GS	MIN-Avg	FGM-FGA	Pct.	3FG-3FGA	Pct.	FTM-FTA	Pct.	Reb	Rpg	Ast	St	BS	Pts	Ppg
2022-23	34	27	987-29.0	149-306	.487	39-121	.322	88-106	.830	196	5.8	44	30	5	425	12.5
2023-24	32	31	1063-33.2	224-455	.492	49-129	.380	127-157	.809	207	6.5	60	51	15	624	19.5
<b>Totals</b>	<b>66</b>	<b>58</b>	<b>2050-31.1</b>	<b>373-761</b>	<b>.490</b>	<b>88-250</b>	<b>.352</b>	<b>215-263</b>	<b>.817</b>	<b>403</b>	<b>6.1</b>	<b>104</b>	<b>81</b>	<b>20</b>	<b>1049</b>	<b>15.9</b>



<b>31. Andrew Ryan</b>	<b>6-5</b>	<b>G</b>	<b>Lynden, Wash.</b>	<b>2010-15 (5)</b>	<b>1,041</b>											
Year	GP	GS	MIN-Avg	FGM-FGA	Pct.	3FG-3FGA	Pct.	FTM-FTA	Pct.	Reb	Rpg	Ast	St	BS	Pts	Ppg
2010-11	6	2	111-18.5	11-27	.407	6-19	.316	6-7	.857	5	0.8	4	0	1	34	5.7
2011-12	34	27	444-15.9	36-97	.371	22-62	.355	13-21	.619	68	2.4	40	5	6	107	3.8
2012-13	31	23	779-25.1	78-186	.419	26-83	.313	38-48	.792	90	2.9	53	4	19	220	7.1
2013-14	32	32	928-29.0	113-253	.447	62-150	.413	30-45	.667	129	4.0	69	11	41	318	9.9
2014-15	32	32	1071-33.5	123-271	.454	83-198	.419	33-43	.767	156	4.9	61	2	25	362	11.3
<b>Totals</b>	<b>129</b>	<b>91</b>	<b>3333-25.8</b>	<b>361-834</b>	<b>.433</b>	<b>199-512</b>	<b>.389</b>	<b>120-164</b>	<b>.732</b>	<b>448</b>	<b>3.5</b>	<b>227</b>	<b>22</b>	<b>92</b>	<b>1041</b>	<b>8.1</b>

### Campbell 100-Point Games

Score	FG	FT	Opponent	Date	Site
133-84	54 (4)	21	Methodist	12/2/87	Carter Gym
122-92	47 (16)	12	Florida National	12/10/20	Jacksonville, Fla.
114-62	40 (6)	28	Ferrum	1/3/94	Carter Gym
110-66	38 (11)	23	Allen	2/16/16	Gore Arena
108-44	39 (13)	17	Columbia International	11/13/17	Gore Arena
107-65	40 (10)	17	Ohio Valley	12/30/06	Carter Gym
106-87	41	24	Pembroke State	2/5/79	Carter Gym
106-66	38 (9)	21	UNC Pembroke	11/11/06	Carter Gym
105-100(2OT)	38 (10)	19	UNC Wilmington	2/26/24	Gore Arena
105-74	40 (4)	21	Methodist	12/1/86	Carter Gym
104-82	30 (15)	29	Stetson	2/8/07	Carter Gym
103-55	38 (9)	18	Methodist	12/10/11	Gore Arena
101-88	31 (12)	27	Radford	12/18/06	Carter Gym
101-82	42 (5)	12	Appalachian State	11/16/12	Gore Arena
101-82	31 (10)	29	The Citadel	12/19/15	Gore Arena
101-45	37 (12)	15	Bridgewater	11/15/16	Gore Arena
101-47	35 (17)	14	Central Penn	11/8/19	Gore Arena
100-78	41	18	Baptist	1/13/79	Charleston, S.C.
100-94	32 (8)	28	UNC Wilmington	11/20/06	Carter Gym
100-53	36 (11)	17	Central Penn	12/13/18	Gore Arena

(Three-point field goals in parenthesis)

### Campbell Opponent 100-Point Games

Score	FG	FT	Opponent	Date	Site
82-120	42 (21)	15	Troy State	1/28/04	Troy, Ala.
82-119	48 (10)	13	San Diego State	12/12/06	San Diego, Calif.
99-110	37	36	Northwestern State	12/14/77	Natchitoches, La.
96-110	41 (9)	19	East Tennessee State	1/7/06	Carter Gym
83-108	47	14	North Carolina State	12/9/78	Raleigh, N.C.
73-108	41 (6)	20	Florida State	12/22/05	Tallahassee, Fla.
73-107	36 (14)	21	Troy State	1/3/04	Carter Gym
56-106	39 (16)	12	Central Florida	2/28/04	Orlando, Fla.
83-106	39 (9)	19	UNC Wilmington	12/28/15	Wilmington, N.C.
99-105(ot)	39	27	Stetson	1/20/79	DeLand, Fla.
67-105	41 (13)	10	East Carolina	1/2/92	Greenville, N.C.
66-105	43	19	Marshall	2/13/82	Huntington, W.Va.
81-104	38 (14)	14	Creighton	11/25/11	Omaha, Neb.
80-103	36 (13)	18	Florida International	1/17/98	Carter Gym
99-103(ot)	37 (8)	21	Belmont	2/18/06	Carter Gym
91-102	37 (11)	17	Belmont	1/2/06	Nashville, Tenn.
65-102	34 (8)	26	Oklahoma State	11/11/16	Stillwater, Okla.
62-101	38 (9)	16	Wake Forest	12/10/88	Winston-Salem, N.C.
105-100	36 (9)	19	UNC Wilmington	2/26/24	Gore Arena
71-100	43	14	North Carolina State	12/19/79	Raleigh, N.C.
65-100	35	30	Western Carolina	1/19/81	Cullowhee, N.C.
75-100	39 (14)	8	Troy State	2/1/03	Carter Gym
76-100	37 (9)	17	East Tennessee State	1/9/07	Carter Gym
86-100	30 (7)	33	Northwestern State	2/18/12	Natchitoches, La.

(Three-point field goals in parenthesis)

### Highest Attendance at a Campbell Basketball Home Game (Top 10)

Attendance	Opponent	Date	Facility	Location
3351	Radford	Mar. 2, 2019	Pope Convocation Center / Gore Arena	Buies Creek, N.C.
3220	Coastal Carolina	Feb. 1, 2014	Pope Convocation Center / Gore Arena	Buies Creek, N.C.
3205	Virginia Tech	Nov. 23, 2009	Pope Convocation Center / Gore Arena	Buies Creek, N.C.
3090	Gardner-Webb	Mar. 8, 2019	Pope Convocation Center / Gore Arena	Buies Creek, N.C.
3035	UNC Asheville	Jan. 12, 2012	Pope Convocation Center / Gore Arena	Buies Creek, N.C.
3028	East Carolina	Nov. 14, 2011	Pope Convocation Center / Gore Arena	Buies Creek, N.C.
3023	East Tennessee State	Feb. 19, 2010	Pope Convocation Center / Gore Arena	Buies Creek, N.C.
2991	Gardner-Webb	Mar. 3, 2016	Pope Convocation Center / Gore Arena	Buies Creek, N.C.
2952	High Point	Feb. 21, 2019	Pope Convocation Center / Gore Arena	Buies Creek, N.C.
2948	Hampton	Mar. 7, 2019	Pope Convocation Center / Gore Arena	Buies Creek, N.C.

### Highest Attendance at a Campbell Basketball Road Game (Top 10)

Attendance	Opponent	Date	Facility	Location
22,411	at Kentucky	Dec. 29, 2004	Rupp Arena	Lexington, Ky.
16,683	at Creighton	Nov. 25, 2011	CenturyLink Center Omaha	Omaha, Neb.
15,800 (cap.)	Duke (NCAA)	Mar. 19, 1992	Greensboro Coliseum	Greensboro, N.C.
13,143	at North Carolina State	Nov. 16, 2013	PNC Arena	Raleigh, N.C.
12,977	at North Carolina State	Nov. 11, 2022	PNC Arena	Raleigh, N.C.
12,672	at Minnesota	Dec. 1, 1997	Williams Arena	Minneapolis, Minn.
12,508	at Ohio State	Nov. 26, 2014	Value City Arena	Columbus, Ohio
12,400 (cap.)	at North Carolina State	Nov. 24, 1984	Reynolds Coliseum	Raleigh, N.C.
12,172	at North Carolina State	Nov. 26, 2004	RBC Center	Raleigh, N.C.
11,800	at North Carolina State	Dec. 30, 1983	Reynolds Coliseum	Raleigh, N.C.

## Team Records (NCAA Division I / 1977-2022)

### Game

Points (Overall): 133 vs. Methodist (12/2/87)  
 Points (Road): 100 vs. Baptist (1/13/79)  
 Points (In loss): 99 (99-110) vs. Northwestern (LA) State (12/14/77);  
 99 (99-105) vs. Stetson (1/20/79);  
 99 (99-103) vs. Belmont (OT) (2/18/06)  
 Points (Combined): 217 (133-84) vs. Methodist (12/2/87)  
 Points (1st half): 67 vs. Methodist (12/2/87)  
 Points (2nd half): 66 vs. Methodist (12/2/87)  
 Points (Overtime): 19 vs. Jacksonville State (12/4/00)  
 Points (Big South Reg. Season): 99 vs. Augusta (2/6/89)  
 Points (Big South Reg. Season / Road): 96 at Winthrop (2/22/93)  
 Points (A-Sun Reg. Season): 104 vs. Stetson (2/8/07)  
 Points (A-Sun Reg. Season / Road): 95 at Lipscomb (1/4/06)  
 Fewest Points (Home): 36 vs. High Point (12/1/80)  
 Fewest Points (Road): 36 at North Carolina State (11/18/98);  
 36 at UNC Wilmington (12/11/02)  
 Fewest Points (1st half): 8 at College of Charleston (1/29/98)  
 Fewest Points (2nd half): 9 vs. North Carolina Central (11/18/13)  
 Fewest Points (Overtime): 3 vs. Wisconsin-Green Bay (1/27/83)  
 Largest Win Margin: 64 (108-44) vs. Columbia International (11/13/17)  
 Largest Win Margin (Division I Opponent): 43 (87-44) at Kennesaw State (1/31/09)  
 Largest Win Margin (Gore Arena): 64 (108-44) vs. Columbia International  
 (11/13/17)  
 Largest Win Margin (Big South Reg. Season): 37 (99-62) vs. Augusta (2/6/89)  
 Largest Win Margin (A-Sun Opponent): 43 (87-44) at Kennesaw State (1/31/09)  
 Largest Road Win Margin: 43 (87-44) at Kennesaw State (1/31/09)  
 Largest Road Win Margin (Big South Opponent): 30 (91-61) at Presbyterian  
 (2/13/16)  
 Largest Loss Margin: 55 (44-99) at North Carolina State (11/26/04)  
 Largest Loss Margin (Carter Gym): 39 (58-97) vs. College of Charleston (2/3/97)  
 Largest Loss Margin (Gore Arena): 32 (40-72) vs. Liberty (1/28/17)  
 Field Goals Made: 54 vs. Methodist (12/2/87)  
 Field Goals Attempted: 88 vs. Methodist (12/2/87)  
 Field Goal Percentage: 74.5 (38-51) vs. Allen (2/16/16)  
 Field Goal Percentage (Big South Reg. Season): 64.3 (27-42) at Liberty (1/23/18)  
 Field Goal Percentage (A-Sun Reg. Season): 65.1 (28-43) at Jacksonville State (1/4/03)  
 3-Pt. Field Goals Made: 23 at Liberty (1/23/18)  
 3-Pt. Field Goals Attempted: 40 at Georgetown (11/24/18); vs. The Citadel  
 (12/18/18)  
 3-Pt. Field Goal Percentage: 80.0 (8-10) vs. Charleston Southern (1/25/92)  
 Free Throws Made: 36 vs. Lipscomb (1/31/04), 36 vs. Newberry (11/29/12)  
 Free Throws Att: 49 vs. Towson State (12/3/83); 49 vs. Baptist (1/13/90)  
 Free Throw Percentage  
 (10-19 attempts): 100.0 (19-19) vs. Winthrop (1/10/19)  
 (20-29 attempts): 95.2 (20-21) vs. Mercer (1/30/03)  
 (30-39 attempts): 86.8 (33-38) at Lipscomb (1/23/10)  
 (40 or more attempts): 77.5 (31-40) vs. Virginia Military (2/19/81)  
 Rebounds: 62 vs. Methodist (12/8/80); 62 vs. Methodist (12/1/86)  
 Assists: 34 vs. Methodist (12/2/87)  
 Steals: 20 vs. Pembroke State (2/5/79)  
 Blocked Shots: 13 vs. Methodist (12/1/86)  
 Longest Game: 55 minutes (84-95 loss, 3ot) vs. Radford (2/11/88); (93-31 win,  
 3ot) vs. Gardner-Webb (1/5/13)  
 Turnovers: 37 at Vanderbilt (12/19/98)  
 Fewest Turnovers: 3 at Samford (2/2/95), vs. Charleston Southern (1/4/17)  
 Personal Fouls: 39 vs. Northwestern (LA) State (12/14/77)  
 Fouled Out: 5 vs. Northwestern (LA) State (12/14/77), at Winthrop (12/30/20)

### Season

Most Victories: 20 (1993-94), (2018-19)  
 Most Victories (Regular Season): 19 (2009-10)  
 Most Victories (Big South): 12 (1993-94), (2018-19)  
 Most Victories (A-Sun): 14 (2009-10)  
 Fewest Victories: 2 (2004-05)  
 Fewest Losses: 9 (1993-94)  
 Most Losses: 25 (2004-05)  
 Best Winning Percentage: 69.0 (1993-94)  
 Worst Winning Percentage: 07.4 (2-25) in 2004-05  
 Longest Winning Streak: 9 games (2020-21)  
 Longest Losing Streak: 22 games (2004-05)  
 Most Points: 2,653 (2016-17)  
 Highest Scoring Average: 82.8 (2005-06)  
 Field Goals Made: 909 (2016-17)  
 Field Goals Attempted: 1993 (2016-17)  
 Field Goal Percentage: 48.7 (812-1668) in 1988-89  
 3-Pt. Field Goals Made: 313 (2017-18), (2018-19)  
 3-Pt. Field Goals Attempted: 912 (2018-19)  
 3-Pt. Field Goal Percentage: 44.4 (115-259) in 1986-87  
 Free Throws Made: 577 (2006-07)  
 Free Throws Attempted: 799 (2006-07)  
 Free Throw Percentage: 75.9 (448-590) (2018-19)  
 Rebounds: 1,219 (2016-17)  
 Assists: 509 (2006-07)  
 Steals: 314 (2009-10)  
 Blocked Shots: 167 (2011-12)  
 Games (Regular Season): 34 (2016-17)  
 Games (With Post Season): 37 (2016-17)  
 Minutes Played: 7450 (2016-17)  
 Turnovers: 553 (2006-07)  
 Personal Fouls: 680 (2010-11)  
 Fouled Out: 28 (1979-80)

## Individual Records (NCAA Division I / 1977-2022)

### Game

Points (Overall): 51 by Chris Clemons vs. UNC Asheville (3/2/17)  
 Points (Gore Arena): 48 by Chris Clemons vs. Hampton (2/13/19)  
 Points (Road): 45 by Chris Clemons at Georgetown (11/24/18)  
 Points (Big South): 48 by Chris Clemons vs. Hampton (2/13/19)  
 Points (Big South Road): 42 Chris Clemons at Liberty (1/23/18)  
 Points (Big South Tournament): 51 by Chris Clemons vs. UNC Asheville (3/2/17)  
 Points (A-Sun): 35 by Adam Fellers vs. Jacksonville State (12/4/00)  
 Points (A-Sun Road): 34 by Jonathan Rodriguez at Gardner-Webb (2/16/08)  
 Points (A-Sun Tournament): 25 by Scott Neely at Stetson (2/29/96)  
 Points (Two Players): 74 by Chris Clemons (42) and Marcus Burk (32) at Liberty (1/23/18)  
 Points (Three Players): 81 by Chris Clemons (42), Marcus Burk (32) and Andrew Eudy (7) at Liberty (1/23/18)  
 Points (Four Players): 91 by Fred Whitfield (26), Ron Curtis (24), John Heckstall (22) and Darrell Mauldin (19) vs. Stetson (1/20/79)  
 Field Goals Made: 18 by Chris Clemons vs. UNC Asheville (3/2/17)  
 Field Goals Attempted: 33 by Joe Spinks vs. Liberty (3/7/94)  
 FG Percentage  
 (10-14 attempts): 100.0 (10-10) by Billy Ellison vs. Mount Olive (2/6/92); 91.7 (11-12) by Adam Fellers vs. Florida Atlantic (2/7/02)  
 (15-19 attempts): 86.7 (13-15) by Henry Wilson vs. Radford (1/30/89)  
 (20-24 attempts): 65.0 (13-20) by Clarence Grier vs. Howard (12/8/86)  
 (25 or more attempts): 57.7 (15-26) by Clarence Grier vs. Virginia Wesleyan (1/7/87)  
 3-Pt. Field Goals Made: 11 by Scott Neely at Coastal Carolina (1/29/94)  
 3-Pt. Field Goals Attempted: 19 by Chris Clemons at Georgetown (11/24/18), vs. High Point (2/21/19)  
 3-Pt. Field Goal Percentage (Min.10 att.): .727 (8-11) by Marcus Burk vs. USC Upstate (11/26/17)  
 Free Throws Made: 22 by Chris Clemons vs. Hampton (2/13/19)  
 Free Throws Attempted: 24 by Chris Clemons vs. Hampton (2/13/19)  
 Free Throw Percentage (Min. 10 att.):  
 100.0 (16-16) by Chris Clemons at Presbyterian (2/16/19)  
 Rebounds: 19 by Henry Wilson vs. Methodist (12/1/86)  
 Rebounds (A-Sun): 18 by Jonathan Rodriguez at Belmont (2/28/08)  
 Assists (Home): 16 by Dan Pogue vs. UNC Asheville (2/8/93)  
 Assists (Road): 13 by Dan Pogue at UNC Greensboro (2/24/94)  
 Steals: 10 by Ledell Eackles vs. UNC Pembroke (11/11/06)  
 Blocked Shots: 7 by Tony Britto vs. East Tennessee State (12/17/79); 7 by Kelvin Nash vs. Texas Christian (12/18/84); 7 by Henry Wilson vs. Methodist (12/1/86); 7 by Jamie Simmons vs. Elon (12/3/99), 7 by Kyle Vejraska vs. East Tennessee State (2/23/09)  
 Minutes Played: 55 by Brad Childress vs. Radford (2/11/88)  
 Turnovers: 11 by Dan Pogue vs. UNC Wilmington (11/29/94)

### Season

Points (Overall): 993 by Chris Clemons (2018-19)  
 Scoring Average: 30.1 by Chris Clemons (2018-19)  
 Points (Freshman): 556 by Chris Clemons (2015-16)  
 Points (Sophomore): 904 by Chris Clemons (2016-17)  
 Points (Junior): 772 by Chris Clemons (2017-18)  
 Points (Senior): 993 by Chris Clemons (2018-19)  
 20-Point Games: 31 by Chris Clemons (2018-19)  
 30-Point Games: 15 by Chris Clemons (2018-19)  
 40-Point Games: 4 by Chris Clemons (2018-19)  
 Consecutive 20-Point Games: 13 by Chris Clemons (2018-19)  
 Games Scoring in Double Figures: 36 by Chris Clemons (2016-17)  
 Field Goals Made: 304 by Chris Clemons (2018-19)  
 Field Goals Attempted: 679 by Chris Clemons (2018-19)  
 Field Goal Percentage (5.0 FG/gm): 61.0 (177-290) by Eric Griffin(2011-12)  
 3-Pt.Field Goals Made: 139 by Chris Clemons (2018-19)  
 3-Pt.Field Goals Attempted: 389 by Chris Clemons (2018-19)  
 3-Pt.Field Goal Percentage: 51.0 (25-49) by Brad Childress (1986-87); 47.3 (43-91) by Brad Childress (1989-90); 46.8 (81-173) by Scott Neely ('93-94)  
 Free Throws Made: 246 by Chris Clemons (2018-19)

Free Throws Attempted: 283 by Chris Clemons (2018-19)  
 Free Throw Percentage:  
 (75-99 attempts): 92.1 (70-76) by Darrell Mauldin (1978-79)  
 (100-199 attempts): 87.1 (101-116) by Trey Freeman (2011-12)  
 (200 or more attempts): 86.9 (246-283) by Chris Clemons (2018-19)  
 Consecutive Free Throws Made: 35 by Trey Freeman (2011-12), 34 by Chris Clemons (2018-19)  
 Rebounds: 304 by Jonathan Rodriguez (2007-08)  
 Rebound Average: 10.1 by Jonathan Rodriguez (2007-08)  
 Offensive Rebounds: 112 by Maurice Latham (2005-06)  
 Assists: 207 by Dan Pogue (1993-94)  
 Steals: 94 by Ledell Eackles (2006-07)  
 Blocked Shots: 73 by Eric Griffin (2011-12)  
 Minutes Played: 1226 by Trey Freeman (2012-13)  
 Games Played: 37 by Andrew Eudy, Cory Gensler, Mogga Lado, Shane Whitfield (2016-17)  
 Games Started: 37 by Andrew Eudy (2016-17)  
 Turnovers: 118 by Ledell Eackles (2005-06)  
 Personal Fouls: 116 by Andrew Eudy (2016-17)  
 Fouled Out: 11 by Juan Austin (1982-83)

### Career

Points: 3,225 by Chris Clemons (2015-19)  
 Scoring Average: 24.8 by Chris Clemons (2015-19)  
 20-Point Games: 93 by Chris Clemons (2015-19)  
 30-Point Games: 31 by Chris Clemons (2015-19)  
 40-Point Games: 5 by Chris Clemons (2015-19)  
 Consecutive Double Figure Scoring Games: 115 by Chris Clemons (2016-19)  
 Field Goals Made: 1,024 by Chris Clemons (2015-19)  
 Field Goals Attempted: 2,307 by Chris Clemons (2015-)  
 Field Goal Percentage: 55.9 (313-560) by Eric Griffin (2010-12)  
 3-Pt. Field Goals Made: 444 by Chris Clemons (2015-19)  
 3-Pt. Field Goals Attempted: 1,224 by Chris Clemons (2015-19)  
 3-Pt. Field Goal Percentage: (Min 100 3FGM) 44.1 (244-553) by Scott Neely (1991-96)  
 Free Throws Made: 733 by Chris Clemons (2015-19)  
 Free Throws Attempted: 860 by Jonathan Rodriguez (2006-10), by Chris Clemons (2015-19)  
 Free Throw Percentage: 85.2 (733-860) by Chris Clemons (2015-19)  
 Consecutive Free Throws Made: 35 by John Huffstetler (1984-85 & '85-86); 35 by Trey Freeman (2011-12)  
 Rebounds: 1066 by Jonathan Rodriguez (2006-10)  
 Rebound Average: 8.8 by Jonathan Rodriguez (2006-10)  
 Offensive Rebounds: 332 by Jonathan Rodriguez (2006-10)  
 Assists: 709 by Dan Pogue (1992-96)  
 Steals: 243 by Brad Childress (1986-90)  
 Blocked Shots: 199 by Andrew Eudy (2015-19)  
 Games Played: 131 by Cory Gensler (2016-20)  
 Games Started: 127 by Chris Clemons (2015-19)  
 Turnovers: 371 by Dan Pogue (1992-96)  
 Personal Fouls: 363 by Joe Spinks (1990-94)  
 Fouled Out: 26 by Juan Austin (1982-86)

**Note:** Campbell's all-time school record for points scored in a game during the NAIA era (1962-77) is 46 held by Johnny Marshbanks vs. Mars Hill (12/1/67) and in the junior college period (pre-1962) by George Lehmann vs. Brewton-Parker (1/15/60). Campbell's all-time record for rebounds in a game is 26 by Cordell Wise vs. High Point in '68.

**Note:** Chris Clemons (10-of-14) and Marcus Burk (10-of-16) became the first teammates in NCAA Division I history to make at least 10 three-point field goals in the same game on Jan. 23, 2018 in a 94-85 win at Liberty. Clemons finished with 42 points and Burk had 32 to also set a school record for most points scored by teammates in a game (74).

Career Leaders (NCAA Division I / 1977-2022)

Scoring						
	Name	Ht.	Pos.	Hometown	Years	Points
1.	Chris Clemons	5-9	G	Raleigh, N.C.	2015-19 (4)	3,225
2.	Jonathan Rodriguez	6-5	F	Bayamon, P.R.	2006-10 (4)	2,153
3.	Joe Spinks	6-7	F	Asheboro, N.C.	1990-94 (4)	1,711
4.	Mark Mocnik	6-5	F	Fayetteville, N.C.	1988-93 (4)	1,635
5.	Henry Wilson	6-7	F	Hopkins, S.C.	1985-89 (4)	1,604
6.	Clarence Grier	6-7	F	Greensboro, N.C.	1983-87 (4)	1,514
7.	Adam Fellers	6-2	G	Fayetteville, N.C.	1998-02 (4)	1,495
8.	Scott Neely	6-3	G	Granger, Ind.	1991-96 (4)	1,377
9.	Ron Curtis	6-6	F	Washington, D.C.	1978-82 (4)	1,239
10.	Cedric Henderson, Jr.	6-6	F	Memphis, Tenn.	2019-22 (3)	1,196
11.	Tony Britto	7-0	C	Providence, R.I.	1978-82 (4)	1,191
12.	Tarick Johnson	6-4	G	Fayetteville, N.C.	2000-04 (4)	1,180
13.	Jordan Whitfield	6-1	G	Raleigh, N.C.	2017-22 (5)	1,171
14.	Cory Gensler	6-4	G	Cary, N.C.	2016-20 (4)	1,106
15.	Brad Childress	5-9	G	Misenheimer, N.C.	1986-90 (4)	1,105
16.	Corey Best	6-3	G	Wilson, N.C.	1994-98 (4)	1,099
17.	Lorne Merthie	6-2	G	Sanford, Fla.	2008-12 (4)	1,051
18.	Anthony Dell'Orso	6-6	G	Melbourne, Aus.	2022-24 (2)	1,049
18.	Andrew Ryan	6-5	G	Lynden, Wash.	2010-15 (5)	1,041

Scoring Average (Min. 2 years played)			
Name	Years	Avg.	
1.	Chris Clemons	2015-19	24.8
2.	Darren White	2011-13	18.0
3.	Jonathan Rodriguez	2006-10	17.8
4.	Anthony Dell'Orso	2022-24	15.9
5.	Joe Spinks	1990-94	15.4
6.	Maurice Latham	2004-06	14.96
7.	Eric Smith	2005-07	14.53
8.	Eric Griffin	2010-12	14.47
9.	Henry Wilson	1985-89	14.45
10.	Andrea McGee	1983-85	14.296

Field Goals Made			
Name	Years	FGM	
1.	Chris Clemons	2015-19	1024
2.	Jonathan Rodriguez	2006-10	712
3.	Joe Spinks	1990-94	647
4.	Henry Wilson	1985-89	621
5.	Clarence Grier	1983-87	586
6.	Mark Mocnik	1988-93	556
7.	Tony Britto	1978-82	497
8.	Adam Fellers	1998-02	491
9.	Scott Neely	1991-96	479
10.	Ron Curtis	1978-82	468

Field Goals Attempted			
Name	Years	FGA	
1.	Chris Clemons	2015-19	2307
2.	Jonathan Rodriguez	2006-10	1490
3.	Mark Mocnik	1988-93	1307
4.	Clarence Grier	1983-87	1276
5.	Joe Spinks	1990-94	1251
6.	Adam Fellers	1998-02	1214
7.	Henry Wilson	1985-89	1138
8.	Scott Neely	1991-96	1078
9.	Tarick Johnson	2000-04	1038
10.	Corey Best	1994-98	1000

Field Goal Percentage (Minimum 400 att.)			
Name	Years	Pct.	
1.	Eric Griffin	2010-12	.559
2.	Ricky Clemons	2018-23	.547
3.	Billy Ellison	1989-93	.5458
4.	Henry Wilson	1985-89	.5457
5.	Darrell Mauldin	1977-80	.526
6.	Cedric Henderson, Jr.	2019-22	.523

7.	Jonte' Edwards	1999-03	.520
8.	Darren White	2011-13	.518
9.	Joe Spinks	1990-94	.517
10.	Rodney McCants	1977-81	.515

Rebounds			
Name	Years	Reb.	
1.	Jonathan Rodriguez	2006-10	1066
2.	Joe Spinks	1990-94	954
3.	Ron Curtis	1978-82	809
4.	Tony Britto	1978-82	775
5.	Henry Wilson	1985-89	724
6.	Andrew Eudy	2015-19	640
7.	Sanders Jackson	1985-89	630
8.	Jamie Simmons	1996-00	616
9.	Marville Harris	2010-14	614
10.	Chris Clemons	2015-19	587

Rebound Average (Minimum 300 rebounds)			
Name	Years	Avg.	
1.	Jonathan Rodriguez	2006-10	8.8
2.	Joe Spinks	1990-94	8.6
3.	Larry Canady	1982-84	7.9
4.	Eric Griffin	2010-12	7.8
5.	Ron Curtis	1978-82	7.6
6.	John Heckstall	1977-79	7.5
7.	Maurice Latham	2004-06	7.54
8.	Tony Britto	1978-82	7.45
9.	Henry Wilson	1985-89	6.5
10.	Sanders Jackson	1985-89	6.5

Offensive Rebounds (since 1988-89)			
Name	Years	OR	
1.	Jonathan Rodriguez	2006-10	332
2.	Joe Spinks	1990-94	238
3.	Jamie Simmons	1996-00	229
4.	Marville Harris	2010-14	219
5.	Andrew Eudy	2015-19	202
6.	Jonte Edwards	1999-03	196
7.	Scott Neely	1991-96	178
8.	Corey Best	1994-98	177
9.	Kyle Vejraska	2006-10	173
	D.J. Mason	2012-16	173

3-Point FG Percentage (Min. 100 3FGM)			
Name	Years	Pct.	
1.	Scott Neely	1991-96	.441
2.	Brad Childress	1986-90	.438

3.	Lorne Merthie	2008-12	.406
4.	Eric Smith	2005-06	.399
5.	Mark Mocnik	1988-93	.395
6.	Adam Fellers	1998-02	.3926
7.	Andrew Ryan	2010-15	.389
8.	Jordan Whitfield	2017-22	.387

3-Point Field Goals Made			
Name	Years	3PM	
1.	Chris Clemons	2015-19	444
2.	Adam Fellers	1998-02	316
3.	Mark Mocnik	1988-92	295
4.	Scott Neely	1991-96	244
5.	Lorne Merthie	2008-12	226
6.	Andrew Ryan	2010-15	199
7.	Cory Gensler	2016-20	192
8.	Jake Wohlfeil	2004-08	176
9.	Jordan Whitfield	2017-22	173
10.	Eric Smith	2005-07	172

Three-Point Field Goals Attempted			
Name	Years	3PA	
1.	Chris Clemons	2015-19	1224
2.	Adam Fellers	1998-02	805
3.	Mark Mocnik	1988-93	747
4.	Lorne Merthie	2008-12	556
5.	Scott Neely	1991-96	553
6.	Cory Gensler	2016-20	518
7.	Andrew Ryan	2010-15	512
8.	Jake Wohlfeil	2004-08	479
9.	Eric Smith	2005-06	458
10.	Jordan Whitfield	2017-22	447

Free Throw Percentage (Min. 130 att.)			
Name	Years	Pct.	
1.	Chris Clemons	2015-19	.852
2.	Trey Freeman	2011-13	.848
3.	Adam Fellers	1998-02	.845
4.	Darrell Mauldin	1977-80	.839
	Jake Wohlfeil	2004-08	.839
6.	Anthony Dell'Orso	2022-24	.817
7.	Jordan Whitfield	2017-22	.810
8.	Brad Childress	1986-90	.805
9.	Andrew Eudy	2015-19	.784
10.	Mark Mocnik	1988-93	.779

Free Throws Made			
Name	Years	FTM	
1.	Chris Clemons	2015-19	733
2.	Jonathan Rodriguez	2006-10	653
3.	Henry Wilson	1985-89	362
4.	Joe Spinks	1990-94	345
5.	Clarence Grier	1983-87	335
6.	Shane Whitfield	2015-18	329
7.	Ron Curtis	1978-82	303
8.	Ricky Clemons	2018-23	298
9.	Jonte' Edwards	1999-03	271
10.	Corey Best	1994-98	269

Free Throws Attempted			
Name	Years	FTA	
1.	Jonathan Rodriguez	2006-10	860
	Chris Clemons	2015-19	860
3.	Joe Spinks	1990-94	537
4.	Henry Wilson	1985-89	531
5.	Shane Whitfield	2015-18	455
6.	Ricky Clemons	2018-23	453
7.	Clarence Grier	1983-87	447

Career Leaders (NCAA Division I / 1977-2022)

8.	Ron Curtis	1978-82	443
9.	Jonte' Edwards	1999-03	426
10.	Corey Best	1994-98	367

**Assists**

Name	Years	AST
1. Dan Pogue	1992-96	701
2. Junard Hartley	2007-11	600
3. Brad Childress	1986-90	543
4. Joe Spinks	1990-94	344
5. Juan Austin	1982-86	336
6. Chris Clemons	2015-19	335
7. Trey Freeman	2011-13	301
Jordan Whitfield	2017-22	301
9. Ledell Eackles	2005-07	294
10. Jonathan Rodriguez	2006-10	286

**Steals**

Name	Years	ST
1. Brad Childress	1986-90	243
2. Joe Spinks	1990-94	220
3. Chris Clemons	2015-19	213
4. Junard Hartley	2007-11	212
5. Jonathan Rodriguez	2006-10	175
6. Dan Pogue	1992-96	169
7. Lorne Merthie	2008-12	155
8. Ledell Eackles	2005-07	145
9. Cory Gensler	2016-20	141
10. Kyre' Hamer	2013-17	128

**Blocked Shots**

Name	Years	BS
1. Andrew Eudy	2015-19	199
2. Henry Wilson	1985-89	156
3. Joe Spinks	1990-94	155
4. Eric Griffin	2010-12	134
5. Marvella Harris	2010-14	117
6. Marvin Edmonds	1988-91	113
7. Jamie Simmons	1996-00	108
8. Kyle Vejraska	2006-08	103
9. Tony Britto	1978-82	100
10. Charles Davis	1995-98	98

**Turnovers**

Name	Years	TO
1. Dan Pogue	1992-96	371
2. Jonathan Rodriguez	2006-10	346
3. Junard Hartley	2007-11	342
4. Chris Clemons	2015-19	324
5. Joe Spinks	1990-94	297
6. Brad Childress	1986-90	268
7. Tony Britto	1978-82	265
8. Henry Wilson	1985-89	264
9. Clarence Grier	1983-87	249
10. Ron Curtis	1978-82	242

**Personal Fouls**

Name	Years	PF
1. Joe Spinks	1990-94	363
2. Ron Curtis	1978-82	345
3. Andrew Eudy	2015-19	342
4. Henry Wilson	1985-89	338
5. Juan Austin	1982-86	325
6. Kyle Vejraska	2006-10	318
7. Tony Britto	1978-82	314
8. Junard Hartley	2007-11	309
9. Brad Childress	1986-90	304
10. Marvella Harris	2010-14	300

**Fouled Out**

Name	Years	DQ
1. Juan Austin	1982-86	26
2. Ron Curtis	1978-82	21
Joe Spinks	1990-94	21
4. Henry Wilson	1985-89	19
5. Damien Hannibal	1999-01	17
6. Kelvin Nash	1982-85	16
Diego Aguiar	2003-06	16
8. Rodney McCants	1977-81	15
Rett Newton	1978-82	15
Harvey Smith	1980-84	15

**Games Played**

Name	Years	Games
1. Jordan Whitfield	2017-22	139
2. Cory Gensler	2016-20	131
3. Chris Clemons	2015-19	130
Andrew Eudy	2015-19	130
5. Andrew Ryan	2010-15	129
6. Jonathan Rodriguez	2006-10	121
Kyle Vejraska	2006-10	121
Junard Hartley	2007-11	121
9. Preston Dodson	2007-11	117
Quinton Ray	2013-17	117

**Games Started**

Name	Years	Starts
1. Chris Clemons	2015-19	127
2. Cory Gensler	2016-20	126
3. Jonathan Rodriguez	2006-10	121
4. Junard Hartley	2007-11	115
5. Brad Childress	1986-90	113
6. Henry Wilson	1985-89	107
7. Ron Curtis	1978-82	105
Joe Spinks	1990-94	105
9. Andrew Eudy	2015-19	103
10. Tony Britto	1978-82	99

**Minutes Played**


Name	Years	Min.
1. Chris Clemons	2015-19	4433
2. Cory Gensler	2016-20	4124
3. Brad Childress	1986-90	4093
4. Jonathan Rodriguez	2006-10	3968
5. Jordan Whitfield	2017-22	3762
6. Junard Hartley	2007-11	3536
7. Joe Spinks	1990-94	3505
8. Adam Fellers	1998-02	3496
9. Henry Wilson	1985-89	3457
10. Scott Neely	1991-96	3346

**Average Minutes (Minimum 3000 minutes)**

Name	Years	GP	Min.	Avg.
1. Brad Childress	1986-90	115	4093	35.6
2. Chris Clemons	2015-19	130	4433	34.1
3. Jonathan Rodriguez	2006-10	121	3968	32.8
4. Adam Fellers	1998-02	110	3496	31.8
5. Dan Pogue	1992-96	104	3295	31.7
6. Joe Spinks	1990-94	111	3505	31.6
7. Henry Wilson	1985-89	111	3457	31.1
8. Cory Gensler	2016-20	131	4124	31.0
9. Tony Britto	1978-82	104	3197	30.7
10. Ron Curtis	1978-82	107	3200	29.9



Brad Childress



Clarence Grier

## Single-Season Leaders (NCAA Division I / 1977-2022)

Scoring Average								
	Name	Year	G	FG	3FG	FT	Pts.	Avg.
1.	Chris Clemons	2018-19	33	304	139	246	993	30.1*
2.	Chris Clemons	2016-17	36	301	118	184	904	25.1
3.	Chris Clemons	2017-18	31	233	95	211	772	24.9
4.	Clarence Grier	1986-87	30	287	7	158	739	24.6
5.	Jonathan Rodriguez	2007-08	30	202	14	208	626	20.866
6.	Joe Spinks	1993-94	28	215	45	109	584	20.857
7.	Rod Gourdine	1990-91	16	101	21	83	306	19.1
8.	Joe Spinks	1992-93	24	174	25	81	454	18.9
9.	Chris Clemons	2015-16	30	186	92	92	556	18.55
10.	Henry Wilson	1988-89	27	191	0	118	500	18.52

\* Led nation

Points			
	Name	Year	Pts.
1.	Chris Clemons	2018-19	993*
2.	Chris Clemons	2016-17	904
3.	Chris Clemons	2017-18	772
4.	Clarence Grier	1986-87	739
5.	Jonathan Rodriguez	2007-08	626
6.	Anthony Dell'Orso	2023-24	624
7.	Joe Spinks	1993-94	584
8.	Chris Clemons	2015-16	556
9.	Jonathan Rodriguez	2006-07	536
	Darren White	2011-12	536
11.	Jonathan Rodriguez	2009-10	522
12.	Maurice Latham	2005-06	503

Field Goals Made			
	Name	Year	FGM
1.	Chris Clemons	2018-19	304
2.	Chris Clemons	2016-17	301
3.	Clarence Grier	1986-87	287
4.	Chris Clemons	2017-18	233
5.	Anthony Dell'Orso	2023-24	224
6.	Joe Spinks	1993-94	215
7.	Jonathan Rodriguez	2007-08	202
8.	Darren White	2011-12	197
9.	Henry Wilson	1987-88	191
	Henry Wilson	1988-89	191

Field Goals Attempted			
	Name	Year	FGA
1.	Chris Clemons	2018-19	679
2.	Chris Clemons	2016-17	674
3.	Clarence Grier	1986-87	573
4.	Chris Clemons	2017-18	515
5.	Anthony Dell'Orso	2022-24	455
6.	Chris Clemons	2015-16	439
7.	Joe Spinks	1993-94	438
8.	Jonathan Rodriguez	2007-08	414
9.	Jonathan Rodriguez	2006-07	393
10.	Tarick Johnson	2002-03	390

Field Goal Percentage (Min. 5.0 FGM/gm)			
	Name	Year	Pct.
1.	Eric Griffin	2011-12	.610
2.	Henry Wilson	1987-88	.5736
3.	Henry Wilson	1988-89	.55685
4.	Joe Spinks	1992-93	.5559
5.	Jonte' Edwards	2001-02	.550
6.	Anthony Dell'Orso	2023-24	.429

Rebounding Average				
	Name	Year	G	Reb. Avg.
1.	Jonathan Rodriguez	2007-08	30	10.1
2.	Joe Spinks	1990-91	28	9.4
3.	Maurice Latham	2005-06	28	8.9
4.	Jonathan Rodriguez	2006-07	31	8.77
5.	Joe Spinks	1993-94	28	8.75
6.	Eric Griffin	2011-12	31	8.65
7.	Ron Curtis	1978-79	26	8.5
8.	Joe Spinks	1991-92	31	8.42
9.	Tony Britto	1979-80	27	8.37
10.	Jonathan Rodriguez	2008-09	30	8.27

Rebounds			
	Name	Year	Reb.
1.	Jonathan Rodriguez	2007-08	304
2.	Jonathan Rodriguez	2006-07	272
3.	Eric Griffin	2011-12	268
4.	Joe Spinks	1990-91	262
5.	Joe Spinks	1991-92	261
6.	Maurice Latham	2005-06	250
7.	Jonathan Rodriguez	2008-09	248
8.	Joe Spinks	1993-94	245
9.	Jonathan Rodriguez	2009-10	242
10.	Henry Wilson	1986-87	239

Offensive Rebounds (since 1988-89)			
	Name	Year	OR
1.	Maurice Latham	2005-06	112
2.	Jonathan Rodriguez	2007-08	93
3.	Comerlee Poole	2004-05	92
4.	Jonathan Rodriguez	2008-09	91
5.	Eric Griffin	2011-12	83
6.	Jonathan Rodriguez	2006-07	76
7.	Marvella Harris	2012-13	75
8.	Sanders Jackson	1988-89	72
	Jonathan Rodriguez	2009-10	72
10.	Jonte Edwards	2001-02	69
	Diego Aguiar	2005-06	69
	Andrew Eudy	2018-19	69

3-Point Field Goal Percentage (Min. 1.5 made per team game)			
	Name	Year	Pct.
1.	Brad Childress	1989-90	.473
2.	Scott Neely	1993-94	.468
3.	Larry Spencer	1986-87	.460
4.	Scott Neely	1992-93	.449
5.	George Miller	1997-98	.436
6.	Mark Mocnik	1988-89	.429
7.	Jordan Whitfield	2020-21	.427
8.	Scott Neely	1995-96	.425
9.	Lorne Merthie	2010-11	.420

10.	Mark Mocnik	1991-92	96-229	.419
	Andrew Ryan	2014-15	83-198	.419

3-Point Field Goals Made			
	Name	Year	3PM
1.	Chris Clemons	2018-19	139
2.	Chris Clemons	2016-17	118
3.	Eric Smith	2005-06	107
4.	Mark Mocnik	1991-92	96
	Adam Fellers	1999-00	96
6.	Chris Clemons	2017-18	95
7.	Chris Clemons	2015-16	92
8.	Marcus Burk	2017-18	91
9.	Adam Fellers	2000-01	86
10.	Andrew Ryan	2014-15	83

3-Point Field Goals Attempted			
	Name	Year	3PA
1.	Chris Clemons	2018-19	389*
2.	Chris Clemons	2016-17	333
3.	Eric Smith	2005-06	268
4.	Chris Clemons	2017-18	256
5.	Chris Clemons	2015-16	246
6.	Adam Fellers	1999-00	240
7.	Mark Mocnik	1991-92	229
8.	Marcus Burk	2017-18	226
9.	Adam Fellers	2000-01	216
10.	Mark Mocnik	1992-93	207

Free Throws Made			
	Name	Year	FTM
1.	Chris Clemons	2018-19	246
2.	Chris Clemons	2017-18	211
3.	Jonathan Rodriguez	2007-08	208
4.	Chris Clemons	2016-17	184
5.	Jonathan Rodriguez	2009-10	173
6.	Shane Whitfield	2016-17	167
7.	Clarence Grier	1986-87	158
8.	Ricky Clemons	2022-23	155
9.	Jonathan Rodriguez	2006-07	148
10.	Troy Harper	2015-16	129

Free Throws Attempted			
	Name	Year	FTA
1.	Chris Clemons	2018-19	283
2.	Jonathan Rodriguez	2007-08	272
3.	Chris Clemons	2017-18	245
4.	Ricky Clemons	2022-23	232
5.	Chris Clemons	2016-17	223
6.	Jonathan Rodriguez	2009-10	222
	Shane Whitfield	2016-17	222
8.	Eric Griffin	2011-12	213
9.	Jonathan Rodriguez	2006-07	209
10.	Clarence Grier	1986-87	208

Free Throw Percentage (Min. 60 att.)			
	Name	Year	Pct.
1.	Darrell Mauldin	1978-79	.921*
2.	Jasin Sinani	2023-24	.887
3.	Brooks Lee	2002-03	.879
4.	Mark Mocnik	1988-89	.873
5.	Trey Freeman	2011-12	.871
6.	Chris Clemons	2018-19	.869
7.	Andrew Eudy	2018-19	.867
	Adam Fellers	1999-00	.867
9.	Brad Childress	1987-88	.866
10.	Chris Clemons	2017-18	.861

## Single-Season Leaders (NCAA Division I / 1977-2022)

<b>Assists</b>			1. Juan Austin 1982-83 11			7. Cordell Wise (Sr.) 1969-70 31 607		
<b>Name</b>	<b>Year</b>	<b>AST</b>	2. Ron Curtis 1979-80 9			8. Sam Stagers (Sr.) 1976-77 33 602		
1. Dan Pogue	1993-94	207	Joe Spinks 1990-91 9			9. Joe Spinks (Sr.) 1993-94 28 584		
2. Trey Freeman	2012-13	190	Damien Hannibal 1999-00 9			10. Sam Stagers (So.) 1974-75 31 574		
3. Dan Pogue	1995-96	183	5. Damien Hannibal 2000-01 8			11. Chris Clemons (Fr.) 2015-16 30 556		
4. Junard Hartley	2009-10	178	6. Will Heckstall 1977-78 7			12. Don Whaley (Sr.) 1976-77 33 538		
5. Brad Childress	1988-89	172	Rodney McCants 1980-81 7			13. Allen McRae (So.) 1968-69 29 536		
6. Junard Hartley	2010-11	160	Rett Newton 1981-82 7			Jonathan Rodriguez (Fr.) 2006-07 31 536		
7. Dan Pogue	1994-95	158	Harvey Smith 1981-82 7			Darren White (Jr.) 2011-12 32 536		
8. Dan Pogue	1992-93	153	Juan Austin 1984-85 7			16. Jonathan Rodriguez (Sr.) 2009-10 30 522		
9. Ledell Eackles	2005-06	151	Diego Aguiar 2004-05 7			17. Peter Wish (So.) 1964-65 27 507		
10. Ledell Eackles	2006-07	143	Kyle Vejraska 2007-08 7			18. Cordell Wise (Jr.) 1968-69 27 504		
			<b>Games Played</b>			19. Maurice Latham (Sr.) 2005-06 28 503		
			<b>Name</b>			20. Henry Wilson (Sr.) 1988-89 27 500		
			1. Andrew Eudy 2016-17 37					
			Cory Gensler 2016-17 37					
			Mogga Lado 2016-17 37					
			Shane Whitfield 2016-17 37					
			5. Marcus Burk 2016-17 36					
			Chris Clemons 2016-17 36					
			7. Damontez Oliver 2016-17 35					
			8. Many Players 2016-17 34					
			<b>Games Started</b>					
			<b>Name</b>			<b>GS</b>		
			1. Andrew Eudy 2016-17 37					
			2. Shane Whitfield 2016-17 36					
			3. Chris Clemons 2016-17 35					
			4. Shane Whitfield 2017-18 34					
			Gediminas Mokseckas 2022-23 34					
			6. Trey Freeman 2012-13 33					
			Andrew Eudy 2017-18 33					
			Cory Gensler 2017-18 33					
			Chris Clemons 2018-19 33					
			Andrew Eudy 2018-19 33					
<b>Blocked Shots</b>			<b>Minutes Played</b>					
<b>Name</b>			<b>Name</b>			<b>MP</b>		
<b>Year</b>			<b>Year</b>					
<b>BS</b>			1. Trey Freeman 2012-13 1226					
1. Eric Griffin 2011-12 73			2. Chris Clemons 2018-19 1208					
2. Andrew Eudy 2016-17 70			3. Chris Clemons 2016-17 1205					
3. Andrew Eudy 2017-18 65			4. Cory Gensler 2016-17 1130					
4. Eric Griffin 2010-11 61			5. Ricky Clemons 2022-23 1196					
5. Marvin Edmonds 1990-91 54			6. Brad Childress 1986-87 1095					
6. Marvin Edmonds 1989-90 52			7. Andrew Ryan 2014-15 1071					
Joe Spinks 1991-92 52			8. Andrew Eudy 2018-19 1066					
Henry Wilson 1986-87 52			9. Brad Childress 1988-89 1063					
9. Jamie Simmons 1999-00 51			Shane Whitfield 2016-17 1063					
10. Jay Pal 2022-23 48								
			<b>Average Minutes (Minimum 900 minutes)</b>					
			<b>Name</b>			<b>Year</b>		
			<b>Year</b>			<b>GP</b>		
			<b>Min.</b>			<b>Avg.</b>		
			1. Andrea McGee 1984-85 26 979 37.7					
			2. Adam Fellers 2000-01 28 1050 37.5					
			3. Larry Canady 1983-84 28 1045 37.3					
			4. Tony Britto 1981-82 27 1004 37.2					
			Trey Freeman 2012-13 33 1226 37.2					
			6. Brad Childress 1987-88 27 996 36.9					
			7. Chris Clemons 2018-19 33 1208 36.6					
			8. Brad Childress 1986-87 30 1095 36.5					
			9. Adam Fellers 1999-00 28 1015 36.3					
			10. Harvey Smith 1982-83 28 1009 36.0					
<b>Turnovers</b>			<b>All-Time 500-Point Seasons</b>					
<b>Name</b>			<b>(Senior College / 1961-2020)</b>					
<b>Year</b>			<b>Name (Class)</b>			<b>Year</b>		
<b>TO</b>			<b>Year</b>			<b>Gm</b>		
<b>TO</b>			<b>Pts</b>					
1. Ledell Eackles 2005-06 118			1. Chris Clemons (Sr.) 2018-19 33 993					
2. Shawn Walker 1990-91 112			2. Chris Clemons (So.) 2016-17 36 904					
3. Jonathan Rodriguez 2007-08 109			3. Chris Clemons (Jr.) 2017-18 31 772					
4. Dan Pogue 1993-94 105			4. Clarence Grier (Sr.) 1986-87 30 739					
5. Dan Pogue 1994-95 104			5. Jonathan Rodriguez (So.) 2007-08 30 626					
6. Chris Clemons 2016-17 100			6. Anthony Dell'Orso (So.) 2023-24 32 624					
7. Shane Whitfield 2016-17 99								
8. Junard Hartley 2010-11 98								
9. Reco McCarter 2013-14 97								
10. Joe Spinks 1991-92 95								
<b>Personal Fouls</b>								
<b>Name</b>								
<b>Year</b>								
<b>PF</b>								
1. Andrew Eudy 2016-17 116								
2. Diego Aguiar 2004-05 108								
3. Joe Spinks 1990-91 107								
4. Shane Whitfield 2016-17 105								
5. Joe Spinks 1991-92 104								
6. Ron Curtis 1979-80 100								
Eric Griffin 2011-12 100								
Andrew Eudy 2017-18 100								
9. Eric Griffin 2010-11 99								
10. Shane Whitfield 2015-16 97								
<b>Fouled Out</b>								
<b>Name</b>								
<b>Year</b>								
<b>DQ</b>								



Jonathan Rodriguez

Year-By-Year Leaders (NCAA Division I / 1977-2022)

Scoring

Year	Name	G	Pts.	Avg.
1977-78	John Heckstall	24	309	12.9
1978-79	John Heckstall	26	329	12.7
1979-80	Fred Whitfield	27	438	16.2
1980-81	Ron Curtis	27	348	12.9
1981-82	Tony Britto	27	404	15.0
1982-83	Larry Canady	28	356	12.7
1983-84	Larry Canady	28	375	13.4
	Andrea McGee	28	375	13.4
1984-85	Andrea McGee	26	297	15.3
1985-86	Clarence Grier	24	348	14.5
1986-87	Clarence Grier	30	739	24.6
1987-88	Henry Wilson	27	493	18.3
1988-89	Henry Wilson	27	500	18.5
1989-90	Mark Mocnik	28	377	13.5
1990-91	Rod Gourdine	16	306	19.1
1991-92	Mark Mocnik	31	495	16.0
1992-93	Joe Spinks	24	454	18.9
1993-94	Joe Spinks	28	584	20.9
1994-95	Dennis Hurst	26	282	10.8
1995-96	Scott Neely	28	422	15.1
1996-97	Corey Best	27	365	13.5
1997-98	George Miller	27	355	13.1
1998-99	Jamie Simmons	27	292	10.8
1999-00	Adam Fellers	28	440	15.7
2000-01	Adam Fellers	28	434	15.5
2001-02	Jonte' Edwards	27	401	14.9
2002-03	Tarick Johnson	27	462	17.1
2003-04	Tarick Johnson	23	284	12.3
2004-05	Ruell Pringle	27	341	12.6
2005-06	Maurice Latham	28	503	18.0
2006-07	Jonathan Rodriguez	31	536	17.3
2007-08	Jonathan Rodriguez	30	626	20.9
2008-09	Jonathan Rodriguez	30	469	15.6
2009-10	Jonathan Rodriguez	30	522	17.4
2010-11	Eric Griffin	29	382	13.2
2011-12	Darren White	32	536	16.8
2012-13	Trey Freeman	33	471	14.3
2013-14	Reco McCarter	32	407	12.7
2014-15	Andrew Ryan	32	362	11.3
2015-16	Chris Clemons	30	556	18.5
2016-17	Chris Clemons	36	904	25.1
2017-18	Chris Clemons	31	772	24.9
2018-19	Chris Clemons	33	993	30.1
2019-20	Cedric Henderson, Jr.	31	384	12.4
2020-21	Cedric Henderson, Jr.	27	405	15.0
2021-22	Cedric Henderson, Jr.	29	407	14.0
2022-23	Ricky Clemons	34	482	14.2
2023-24	Anthony Dell'Orso	32	624	19.5

Rebounding

Year	Name	G	Reb.	Avg.
1977-78	John Heckstall	24	194	8.1
1978-79	Ron Curtis	26	221	8.5
1979-80	Tony Britto	27	226	8.4
1980-81	Tony Britto	24	198	8.3
1981-82	Tony Britto	27	203	7.5
1982-83	Larry Canady	28	226	8.1
1983-84	Larry Canady	28	214	7.6
1984-85	Kelvin Nash	26	156	6.0
1985-86	Henry Wilson	27	149	5.5
1986-87	Henry Wilson	30	239	8.0
1987-88	Sanders Jackson	27	202	7.5
1988-89	Sanders Jackson	30	234	7.8
1989-90	Reggie Smith	27	132	4.9
1990-91	Joe Spinks	28	262	9.4
1991-92	Joe Spinks	31	261	8.4
1992-93	Joe Spinks	24	186	7.8
1993-94	Joe Spinks	28	245	8.8
1994-95	Dennis Hurst	26	133	5.1
1995-96	Corey Best	28	153	5.5

1996-97	Jamie Simmons	27	160	5.9
1997-98	George Miller	27	156	5.8
1998-99	Jamie Simmons	27	161	6.0
1999-00	Jamie Simmons	28	162	5.8
	Damien Hannibal	28	162	5.8
2000-01	Jonte' Edwards	28	151	5.4
2001-02	Bobby Jones	27	160	5.9
2002-03	Jonte' Edwards	26	152	5.8
2003-04	Dominique Klein	24	150	6.3
2004-05	Comerlee Poole	27	219	8.1
2005-06	Maurice Latham	28	250	8.9
2006-07	Jonathan Rodriguez	31	272	8.8
2007-08	Jonathan Rodriguez	30	304	10.1
2008-09	Jonathan Rodriguez	30	248	8.3
2009-10	Jonathan Rodriguez	30	24	8.1
2010-11	Eric Griffin	29	200	6.9
2011-12	Eric Griffin	31	268	8.6
2012-13	Marvelle Harris	32	206	6.4
2013-14	Reco McCarter	32	164	5.1
2014-15	D.J. Mason	32	166	5.2
2015-16	D.J. Mason	30	188	6.3
2016-17	Andrew Eudy	37	194	5.2
2017-18	Andrew Eudy	34	167	4.9
2018-19	Andrew Eudy	33	224	6.8
2019-20	Cory Gensler	30	141	4.7
2020-21	Joshua Lusane	25	142	5.7
2021-22	Jesus Carralero	29	164	5.7
2022-23	Jay Pal	32	221	6.9
2023-24	Anthony Dell'Orso	32	207	6.5

Assists

Year	Name	G	AST	Avg.
1977-78	Donnie Cardwell	24	77	3.2
1978-79	Darrell Mauldin	26	72	2.8
1979-80	Darrell Mauldin	27	81	3.0
1980-81	Bryce Robertson	27	94	3.5
1981-82	Harvey Smith	27	81	3.0
1982-83	Juan Austin	27	90	3.3
1983-84	Harvey Smith	28	86	3.1
1984-85	Juan Austin	27	109	4.0
1985-86	Juan Austin	27	122	4.5
1986-87	Brad Childress	30	138	4.6
1987-88	Brad Childress	27	130	4.8
1988-89	Brad Childress	30	172	5.7
1989-90	Brad Childress	28	103	3.7
1990-91	Shawn Walker	28	89	3.2
1991-92	Joe Spinks	31	111	3.6
1992-93	Dan Pogue	27	153	5.7
1993-94	Dan Pogue	28	207	7.4
1994-95	Dan Pogue	26	158	6.1
1995-96	Dan Pogue	23	183	8.0
1996-97	Corey Best	27	80	2.9
	Keith Holdan	27	80	2.9
1997-98	Drake Roberts	27	80	2.9
1998-99	Wes Layton	27	117	4.3
1999-00	Wes Layton	26	87	3.4
2000-01	Emory Walton	28	95	3.4
2001-02	Brooks Lee	27	141	5.2
2002-03	Brooks Lee	26	113	4.4
2003-04	Anthony Atkinson	25	109	4.4
2004-05	Ruell Pringle	27	43	1.6
2005-06	Ledell Eackles	28	151	5.4
2006-07	Ledell Eackles	31	143	4.6
2007-08	Junard Hartley	30	132	4.4
2008-09	Junard Hartley	30	130	4.3
2009-10	Junard Hartley	30	178	5.9
2010-11	Junard Hartley	31	160	5.2
2011-12	Trey Freeman	29	111	3.8
2012-13	Trey Freeman	33	190	5.8
2013-14	Quinton Ray	32	89	2.8
2014-15	D.J. Mason	32	64	2.0
2015-16	D.J. Mason	30	58	1.9

2016-17	Chris Clemons	36	92	2.6
2017-18	Chris Clemons	31	95	3.1
2018-19	Andrew Eudy	33	119	3.6
2019-20	Jordan Whitfield	27	64	2.4
2020-21	Jordan Whitfield	27	75	2.8
2021-22	Jesus Carralero	29	114	3.9
2022-23	Ricky Clemons	34	113	3.3
2023-24	Laurynas Vaistasas	32	98	3.0

Steals

Year	Name	G	ST	Avg.
1977-78	Fred Whitfield	22	25	1.1
1978-79	Fred Whitfield	26	35	1.3
1979-80	Darrell Mauldin	27	73	2.7
1980-81	Brice Robertson	27	46	1.7
1981-82	Harvey Smith	27	33	1.2
1982-83	Harvey Smith	28	46	1.6
1983-84	Andrea McGee	28	47	1.7
1984-85	Andrea McGee	26	52	2.0
1985-86	Juan Austin	27	38	1.4
1986-87	Brad Childress	30	56	1.9
1987-88	Brad Childress	27	51	1.9
1988-89	Brad Childress	30	77	2.6
1989-90	Brad Childress	28	59	2.1
1990-91	Joe Spinks	28	62	2.2
1991-92	Joe Spinks	31	66	2.1
1992-93	Joe Spinks	24	48	2.0
1993-94	Dan Pogue	28	70	2.5
1994-95	Dan Pogue	26	32	1.2
1995-96	Dan Pogue	23	47	2.1
1996-97	Corey Best	27	29	1.1
1997-98	Drake Roberts	27	37	1.4
1998-99	Wes Layton	27	35	1.3
1999-00	Adam Fellers	28	28	1.0
2000-01	Emory Walton	28	26	0.9
2001-02	Tarick Johnson	27	29	1.1
2002-03	Tarick Johnson	27	31	1.2
2003-04	Anthony Atkinson	25	45	1.8
2004-05	Diego Aguiar	26	25	0.9
2005-06	Ledell Eackles	28	51	1.8
2006-07	Ledell Eackles	31	94	3.0
2007-08	Junard Hartley	30	47	1.6
	Jonathan Rodriguez	30	47	1.6
2008-09	Lorne Merthie	30	47	1.6
2009-10	Junard Hartley	30	77	2.6
2010-11	Eric Griffin	29	49	1.7
2011-12	Rico Ferguson	31	37	1.2
2012-13	Trey Freeman	33	45	1.4
2013-14	Andrew Ryan	32	41	1.3
2014-15	Kyre' Hamer	28	45	1.6
2015-16	Chris Clemons	30	45	1.5
2016-17	Chris Clemons	36	70	1.9
2017-18	Chris Clemons	31	49	1.6
2018-19	Chris Clemons	33	49	1.5
2019-20	Cory Gensler	30	41	1.4
2020-21	Cedric Henderson, Jr.	27	35	1.3
2021-22	Jesus Carralero	29	36	1.2
2022-23	Ricky Clemons	34	49	1.4
2023-24	Anthony Dell'Orso	32	51	1.6

Blocked Shots

Year	Name	G	BS	Avg.
1977-78	Rodney McCants	18	7	0.4
1978-79	Tony Britto	26	19	0.7
1979-80	Tony Britto	27	38	1.4
1980-81	Tony Britto	24	22	0.9
1981-82	Tony Britto	27	21	0.8
1982-83	Kelvin Nash	25	18	0.7
1983-84	Larry Canady	28	22	0.8
1984-85	Kelvin Nash	26	44	1.7
1985-86	Henry Wilson	27	41	1.5
1986-87	Henry Wilson	30	52	1.7

## Year-By-Year Leaders (NCAA Division I / 1977-2022)

1987-88	Henry Wilson	27	47	1.7	1984-85	John Huffstetler	27	139-269	.517	1981-82	Ron Curtis	27	101-149	.678
1988-89	Sanders Jackson	30	27	0.9	1985-86	Henry Wilson	27	72-144	.500	1982-83	Larry Canady	28	88-133	.662
1989-90	Marvin Edmonds	28	52	1.9	1986-87	Henry Wilson	30	167-318	.525	1983-84	Andrea McGee	28	99-135	.733
1990-91	Marvin Edmonds	26	54	2.1	1987-88	Henry Wilson	27	191-333	.574	1984-85	Andrea McGee	26	99-133	.744
1991-92	Joe Spinks	31	52	1.7	1988-89	Sanders Jackson	30	113-203	.557	1985-86	Clarence Grier	24	84-107	.785
1992-93	Joe Spinks	24	41	1.7	1989-90	Billy Ellison	27	71-135	.526	1986-87	Clarence Grier	30	158-208	.760
1993-94	Joe Spinks	28	33	1.2	1990-91	Joe Spinks	28	118-226	.522	1987-88	Brad Childress	27	58-67	.866
1994-95	Tremone Williams	26	27	1.0	1991-92	Billy Ellison	28	140-244	.574	1988-89	Mark Mocnik	30	62-71	.873
1995-96	Charles Davis	27	29	1.1	1992-93	Joe Spinks	24	174-313	.556	1989-90	Brad Childress	28	62-75	.827
1996-97	Charles Davis	26	33	1.3	1993-94	Doug Mitchell	27	94-171	.550	1990-91	Rod Gourdine	16	83-110	.755
1997-98	Charles Davis	27	36	1.3	1994-95	Andre King	26	56-101	.554	1991-92	Mark Mocnik	31	69-97	.711
1998-99	Tyreck Knox	27	33	1.2	1995-96	Charles Davis	27	60-114	.526	1992-93	Mark Mocnik	27	46-60	.767
1999-00	Jamie Simmons	28	51	1.8	1996-97	Jamie Simmons	27	57-108	.528	1993-94	Doug Mitchell	27	52-68	.765
2000-01	Jay Carter	28	25	0.9	1997-98	Jamie Simmons	27	58-111	.523	1994-95	Corey Best	25	43-65	.662
2001-02	Jonte' Edwards	27	20	0.7	1998-99	Jamie Simmons	27	109-205	.532	1995-96	Scott Neely	28	55-70	.786
2002-03	Jonte' Edwards	26	25	0.9	1999-00	Damien Hannibal	28	92-140	.657	1996-97	Corey Best	27	94-116	.810
2003-04	Dominique Klein	24	12	0.5	2000-01	Jonte' Edwards	28	82-172	.477	1997-98	George Miller	27	95-139	.683
2004-05	Diego Aguiar	26	13	0.5	2001-02	Jonte' Edwards	27	143-260	.550	1998-99	Jamie Simmons	27	74-99	.747
2005-06	Oladapo Fagbenle	26	30	1.2	2002-03	Jonte' Edwards	26	108-206	.524	1999-00	Adam Fellers	28	52-60	.867
2006-07	Jonathan Rodriguez	31	34	1.1	2003-04	Diego Aguiar	27	90-171	.526	2000-01	Adam Fellers	28	76-90	.844
2007-08	Oladapo Fagbenle	29	24	0.8	2004-05	Comerlee Poole	27	99-191	.518	2001-02	Adam Fellers	27	57-68	.838
2008-09	Kyle Vejraska	30	27	0.9	2005-06	Maurice Latham	28	181-339	.534	2002-03	Brooks Lee	26	58-66	.879
2009-10	Kyle Vejraska	30	25	0.8	2006-07	Russ Gibson	29	85-149	.570	2003-04	Tarick Johnson	23	47-62	.758
2010-11	Eric Griffin	29	61	2.1	2007-08	Kyle Vejraska	30	120-237	.506	2004-05	Maurice Latham	24	70-103	.680
2011-12	Eric Griffin	31	73	2.4	2008-09	Miles Taylor	29	64-134	.478	2005-06	Maurice Latham	28	123-159	.774
2012-13	Marvelle Harris	32	35	1.1	2009-10	Miles Taylor	29	94-149	.631	2006-07	Eric Smith	31	79-99	.798
2013-14	Leek Leek	32	41	1.3	2010-11	Preston Dodson	27	85-164	.518	2007-08	Reggie Bishop	30	57-68	.838
2014-15	D.J. Mason	32	30	0.9	2011-12	Eric Griffin	31	177-290	.610	2008-09	Jonathan Rodriguez	30	124-157	.790
2015-16	Andrew Eudy	26	17	0.7	2012-13	Darren White	11	93-181	.514	2009-10	Jonathan Rodriguez	30	173-222	.779
2016-17	Andrew Eudy	37	70	1.9	2013-14	D.J. Mason	20	82-162	.506	2010-11	Junard Hartley	31	80-114	.702
2017-18	Andrew Eudy	34	65	1.9	2014-15	Kyre' Hamer	28	82-159	.516	2011-12	Trey Freeman	29	101-116	.871
2018-19	Andrew Eudy	33	47	1.4	2015-16	Shane Whitfield	30	71-123	.577	2012-13	Trey Freeman	33	106-128	.828
2019-20	Joshua Lusane	31	22	0.7	2016-17	Kyre' Hamer	25	82-148	.554	2013-14	Reco McCarter	32	85-129	.659
2020-21	Cedric Henderson, Jr.	27	29	1.1	2017-18	Andrew Eudy	34	127-238	.534	2014-15	Kyre' Hamer	28	48-65	.738
2021-22	Jesus Carralero	29	26	0.9	2018-19	Isaac Chatman	32	86-168	.512	2015-16	Chris Clemons	30	92-109	.844
2022-23	Jay Pal	32	48	1.5	2019-20	Cedric Henderson	31	148-256	.578	2016-17	Chris Clemons	36	184-223	.825
2023-24	Alex Kotov	32	18	0.5	2020-21	Joshua Lusane	25	80-139	.576	2017-18	Chris Clemons	31	211-245	.861
					2021-22	Ricky Clemons	29	101-167	.605	2018-19	Chris Clemons	33	246-283	.869
					2022-23	Jay Pal	32	149-257	.580	2019-20	Cedric Henderson	31	55-71	.775
					2023-24	Laurynas Vaistas	32	132-243	.543	2020-21	Jordan Whitfield	27	60-73	.822
										2021-22	Ricky Clemons	29	74-105	.705
										2022-23	Anthony Dell'Orso	34	88-106	.830
										2023-24	Jasin Sinani	32	63-70	.887

### Field Goal Percentage (Min. 100 att.)

Year	Name	G	FGM-FGA	Pct.
1977-78	Fred Whitfield	22	75-152	.493
1978-79	Fred Whitfield	26	127-243	.523
1979-80	Darrell Mauldin	27	157-299	.525
1980-81	Tony Britto	24	114-215	.530
1981-82	Tony Britto	27	164-302	.543
1982-83	Larry Canady	28	134-282	.475
1983-84	Andrea McGee	28	138-279	.495

### Free Throw Percentage (Min. 60 att.)

Year	Name	G	FTM-FTA	Pct.
1977-78	Donnie Cardwell	24	54-67	.806
1978-79	Darrell Mauldin	26	70-76	.921*
1979-80	Darrell Mauldin	27	81-101	.802
1980-81	Ron Curtis	27	96-119	.807

## Individual Class Records (NCAA Division I / 1977-2022)

### Freshman

Points:	31 by Chris Clemons vs. The Citadel (12/19/15)
Rebounds:	18 by Ron Curtis vs. Samford (2/10/79)
Assists:	16 by Dan Pogue vs. UNC Asheville (2/8/93)

### Sophomore

Points:	51 by Chris Clemons vs. UNC Asheville (3/2/17)
Rebounds:	19 by Henry Wilson vs. Methodist (12/1/86)
Assists:	14 by Trey Freeman vs. VMI (2/16/13)

### Junior

Points:	42 by Chris Clemons at Liberty (1/23/18)
Rebounds:	18 by Mike Vandy vs. Pembroke State (12/11/82)
Assists:	12 by Junard Hartley vs. Stetson (1/16/10)

### Senior

Points:	48 by Chris Clemons vs. Hampton (2/13/19)
Rebounds:	17 by Freddie Butler at Georgia State (2/4/95)
Assists:	12 by Dan Pogue at Central Florida (2/10/96)

### Season

556 by Chris Clemons (2015-16)
272 by Jonathan Rodriguez (2006-07)
153 by Dan Pogue (1992-93)

### Season

904 by Chris Clemons (2016-17)
304 by Jonathan Rodriguez (2007-08)
207 by Dan Pogue (1993-94)

### Season

772 by Chris Clemons (2017-18)
226 by Larry Canady (1982-83)
178 by Junard Hartley (2009-10)

### Season

993 by Chris Clemons (2018-19)
268 by Eric Griffin (2011-12)
183 by Dan Pogue (1995-96)

# Top Single-Game Performances (NCAA Division I / 1977-2022)

## Scoring (30-point games)

Points	Player	Opponent	Score	Date
51	Chris Clemons	vs. UNC Asheville +	W 81-79	3/2/17
48	Chris Clemons	Hampton	W 87-84	2/3/19
45	Chris Clemons	at Georgetown	L 85-93	11/24/18
44	Chris Clemons	UNC Wilmington*	W 97-93	11/6/18
42	Chris Clemons	at Liberty	W 94-85	1/23/18
41	Chris Clemons	at Longwood	W 74-72	2/23/19
39	Clarence Grier	Virginia Wesleyan	W 87-62	1/7/87
39	Chris Clemons	Houston Baptist	W 98-79	3/14/17
39	Chris Clemons	at Penn State	L 75-86	11/10/17
39	Chris Clemons	at Radford	W 68-67	1/30/19
39	Chris Clemons	Longwood	W 83-62	2/2/19
38	Clarence Grier	Radford	W 75-71	2/2/87
37	Clarence Grier	Mount Olive	W 91-84	12/3/86
37	Adam Fellers	at UNC Asheville	W 85-70	11/18/00
37	Tarick Johnson	Lipscomb**	W 91-90	2/12/03
37	Chris Clemons	Charleston Southern	W 92-82	1/4/17
36	Clarence Grier	at Baptist	L 77-80	2/16/87
36	Darren White	Appalachian State	W 101-82	11/16/12
36	Chris Clemons	at Radford	W 78-61	1/26/17
36	Chris Clemons	vs. Alabama State	W 70-69	12/22/18
35	Anthony Dell'Orso	at East Carolina	L 63-77	11/11/23
35	Clarence Grier	Methodist	W 105-74	12/1/86
35	Henry Wilson	at Radford	L 66-71	1/30/89
35	Scott Neely	at Coastal Carolina	L 71-74	1/29/94
35	Adam Fellers	Jacksonville State	W 88-76*	12/4/00
35	Chris Clemons	New Orleans	W 71-69	3/19/18
34	Anthony Dell'Orso	UNCW	W 105-100	2/26/24
34	Clarence Grier	at Howard	L 73-76	12/8/86
34	Clarence Grier	East Carolina	L 77-88*	12/17/86
34	Joe Spinks	Barton	L 79-82*	1/25/93
34	Jonathan Rodriguez	at UNC Asheville	L 76-79	12/13/07
34	Jonathan Rodriguez	at Gardner-Webb	L 70-86	2/16/08
34	Chris Clemons	vs. Austin Peay	W 78-72	11/18/18
34	Chris Clemons	Winthrop	L 86-90	1/10/19
34	Chris Clemons	Hampton +	W 86-77	3/7/19
34	Ricky Clemons	at Winthrop	L 93-95	2/22/23
33	Adam Fellers	at Florida Atlantic	W 72-61	1/13/00
33	Adam Fellers	Florida Atlantic	W 92-87	2/7/02
33	Darren White	North Carolina A&T	W 94-66	11/17/11
33	Darren White	Methodist	W 103-55	12/10/11
33	Chris Clemons	vs. Radford +	W 66-50	3/3/17
33	Marcus Burk	at UNC Wilmington	L 84-88	11/18/17
33	Chris Clemons	Winthrop	W 88-77	1/6/18
33	Chris Clemons	at Gardner-Webb	W 78-70	2/7/18
32	Fred Whitfield	at Baptist	W 100-78	1/13/79
32	Fred Whitfield	at Samford	W 82-75	2/9/80
32	Henry Wilson	vs. UNC Asheville +	W 79-76	2/27/87
32	Rod Gourline	Howard	W 82-81	11/24/90
32	Joe Spinks	Charleston Southern	W 73-70	1/6/94
32	Scott Neely	vs. Radford +	W 72-61	3/5/94
32	Adam Fellers	Coastal Carolina	W 75-72	12/14/00
32	Adam Fellers	Troy State	L 85-92 *	1/27/01
32	Maurice Latham	Belmont	L 99-103 *	2/18/06
32	Darren White	UNC Wilmington	W 72-60	12/29/12
32	Chris Clemons	The Citadel	W 87-77	12/14/17
32	Marcus Burk	at Liberty	W 94-85	1/23/18
32	Chris Clemons	Miami (Ohio)	W 97-87	3/14/18
32	Chris Clemons	USC Upstate	W 82-66	2/9/19
32	Chris Clemons	at USC Upstate	W 85-73	2/27/19
32	Chris Clemons	at UNC Greensboro	L 69-84	3/19/19
31	Anthony Dell'Orso	at Monmouth	L 87-88	2/15/24
31	Rod Gourline	Western Carolina	W 85-73	1/7/91
31	Tarick Johnson	at Gardner-Webb	L 69-81	2/14/03
31	Eric Smith	at Florida Atlantic	L 90-95	2/2/06
31	Jonathan Rodriguez	East Tennessee State	L 87-96	2/25/08
31	Darren White	Averett	W 74-55	11/9/12
31	Chris Clemons	The Citadel	W 101-82	12/19/15
31	Marcus Burk	Johnson & Wales	W 8-53	11/20/17
30	Ron Curtis	Eastern Illinois	L 71-78	1/11/82
30	Andrea McGee	at Western Carolina	L 78-87	1/26/84
30	Larry Spencer	at Armstrong State	W 82-79	2/14/87
30	Clarence Grier	UNC Asheville	W 70-61	2/21/87
30	Henry Wilson	UNC Asheville	W 78-60	2/20/88
30	Henry Wilson	vs. Augusta +	W 90-84	3/2/89
30	Mark Mocnik	vs. Augusta +	W 90-84	3/2/89
30	Joe Spinks	Winthrop	W 92-84	2/15/93
30	Jamie Lee	at Winthrop	W 96-95	2/22/93
30	George Miller	Florida Atlantic	L 63-70	1/15/98
30	George Miller	Mercer	W 63-59	2/2/98

30	Jonathan Rodriguez	at Stetson	L 73-82	1/15/07
30	Jonathan Rodriguez	Chowan	W 79-64	11/15/08
30	Chris Clemons	at Winthrop	W 90-83	12/31/15
30	Chris Clemons	Allen	W 110-66	2/16/16
30	Chris Clemons	at Charleston So.	L 69-72	2/15/17
30	Chris Clemons	vs. Austin Peay	L 75-88	12/21/18
30	Andrew Eudy	Presbyterian	W 77-73	1/24/19
30	Chris Clemons	Radford	W 64-62	3/2/19

+ Big South Tournament  
\*Overtimes

## Rebounding

Reb.	Player	Opponent	Score	Date
19	Henry Wilson	Methodist	W 105-74	12/1/86
18	Ron Curtis	Samford	W 88-75	2/10/79
18	Mike Vandy	Pembroke State	W 64-53	12/11/82
18	Jonathan Rodriguez	at Belmont	L 64-75	2/28/08
17	Joe Spinks	Ferrum	W 98-97 *	1/6/92
17	Freddie Butler	at Georgia State	L 66-77	2/4/95
17	Jonathan Rodriguez	Gardner-Webb	W 71-60	2/24/07
16	Ron Curtis	Methodist	W 85-66	1/18/82
16	Joe Spinks	Charleston Southern	L 64-81	1/12/91
16	Joe Spinks	Davidson	L 53-59	1/14/91
16	Joe Spinks	Marietta	W 88-66	11/23/91
16	Joe Spinks	UNC Asheville	W 71-57	2/1/92
16	Tarick Johnson	at Troy State	L 82-120	1/28/04
16	Darren White	VMI	W 80-73	1/21/12

## Assists

Ast.	Player	Opponent	Score	Date
16	Dan Pogue	UNC Asheville	W 90-65	2/8/93
14	Trey Freeman	VMI	W 87-78	2/16/13
13	Bryce Robertson	Liberty Baptist	W 94-85	1/26/81
13	Dan Pogue	at UNC Greensboro	L 58-71	2/24/94
13	Junard Hartley	Stetson	W 81-55	1/16/10
12	Brad Childress	Methodist	W 133-84	12/2/87
12	Brad Childress	at Radford	L 66-71	1/30/89
12	Dan Pogue	at Winthrop	W 94-73	1/15/94
12	Dan Pogue	at Charleston Southern	W 86-73	2/10/94
12	Jim Fitzpatrick	Wofford	W 78-62	1/24/96
12	Dan Pogue	at Central Florida	W 70-69	2/10/96
12	Junard Hartley	Mercer	W 72-57	1/3/09
12	Junard Hartley	at Lipscomb	W 86-82	1/23/10



Chris Clemons set Big South and Campbell records with 51 points vs. UNC Asheville in the league quarterfinals Mar. 2, 2017 at Rock Hill, S.C.

## Honor Roll

*Note: Campbell re-joined the Big South Conference (of which is was a charter member from 1983-94) on July 1, 2011. Campbell was a member of the Trans America Athletic Conference (which changed its name to the Atlantic Sun Conference in June 2001) from 1994-2011.*

### Team MVP

1982	Tony Britto
1983	Larry Canady
1984	Larry Canady
1985	Andrea McGee
1986	Juan Austin
1987	Clarence Grier
1988	Henry Wilson
1989	Henry Wilson
1990	Brad Childress
1991	Rod Gourdine
1992	Joe Spinks
1993	Joe Spinks
1994	Joe Spinks
1995	Freddie Butler
1996	Scott Neely
1997	Corey Best
1998	George Miller
1999	Jamie Simmons
2000	Adam Fellers
2001	Adam Fellers
2002	Jonte' Edwards
2003	Tarick Johnson
2004	Anthony Atkinson
2005	Comerlee Poole
2006	Maurice Latham
2007	Jonathan Rodriguez
2008	Jonathan Rodriguez
2009	Jonathan Rodriguez
2010	Junard Hartley, Jonathan Rodriguez
2011	Eric Griffin, Junard Hartley
2012	Trey Freeman
2013	Trey Freeman
2014	Reco McCarter
2015	Andrew Ryan
2016	Chris Clemons
2017	Chris Clemons
2018	Chris Clemons
2019	Chris Clemons
2020	Cedric Henderson, Jr.
2021	Cedric Henderson, Jr., Jordan Whitfield
2022	Jordan Whitfield
2023	Ricky Clemons

### Newton-Roberts Award (Unsung Hero)

1984	Kevin Spain
1985	Kelvin Nash
1986	Tracy Williams
1987	Brad Childress
1988	Derrick Hensley
1989	Sanders Jackson
1990	Steve Bruce
1991	Joe Spinks
1992	Mark Mocnik
1993	Mark Mocnik
1994	Doug Mitchell
1995	Dennis Hurst
1996	Dan Pogue
1997	Keith Holdan
1998	Darrin Hucks
1999	Jason Smith
2000	Matt Mardis
2001	Damien Hannibal
2002	Brooks Lee
2003	Brooks Lee
2004	Brad McKeiver
2005	Dominique Klein
2006	Eric Smith
2007	Russ Gibson
2008	Kyle Vejraska
2009	Lorne Merthie
2010	Miles Taylor
2011	Preston Dodson
2012	Darren White
2013	Andrew Ryan
2014	Casey Perrin
2015	Jacob Talbert
2016	Casey Perrin
2017	Jacob Talbert
2018	Nick Parker
2019	Andrew Eudy

2020	Ricky Clemons
2021	Milos Stajcic
2022	Milos Stajcic
2023	Laurynas Vaistasaras

### Calloway Defensive Award

2002	Solomon Yearby
2003	Solomon Yearby
2004	Derek Gray
2005	Russ Gibson
2006	Ledell Eackles
2007	Ledell Eackles
2008	Junard Hartley
2009	Junard Hartley
2010	Junard Hartley
2011	Preston Dodson
2012	Marvelle Harris
2013	Marvelle Harris
2014	Leek Leek
2015	Kyre' Hamer
2016	Shane Whitfield
2017	Andrew Eudy
2018	Andrew Eudy
2019	Cory Gensler
2020	Cory Gensler
2021	Ricky Clemons
2022	Ricky Clemons
2023	Devon Dunn

### CoSIDA Academic All-America®

Darren White (2013)

### CoSIDA Academic All-District®

Brad McKeiver (2003)  
Darren White (2013)

### NCAA Division I-AAA ADs Scholar-Athlete

Brad McKeiver (2003)  
Dominique Klein (2005 / Honorable Mention)

### All-America

Chris Clemons (2019 College Insider, 3rd team US-BWA, HM Associated Press)

### Mid-Major All-America

Chris Clemons (2019 1st team College Insider, 2nd team SBNation/Mid-Major Madness)  
Chris Clemons (2018 4th-team CollegeInsider.com)  
Chris Clemons (2017 4th team - College Sports Madness; HM - SBNation/Mid-Major Madness)  
Jonathan Rodriguez (2008 HM) (Collegeinsider.com, Collegehoops.net)

### Mid-Major Defensive All-America

Junard Hartley (2010) (Collegeinsider.com)

### Mid-Major Freshman All-America

Jonathan Rodriguez (2007) (Collegeinsider.com, Collegehoops.net)

### NABC District 3 Coach of the Year

Robbie Laing (2010)

### NABC All-District 3

Chris Clemons (2018 1st)  
Chris Clemons (2018 1st)  
Chris Clemons (2017 2nd)  
Eric Griffin (2012 1st)  
Jonathan Rodriguez (2009 1st), (2010 2nd)

### USBWA All-District III

Chris Clemons (2019)  
Chris Clemons (2018)

### NCCSIA All-State

Chris Clemons (2016 1st, 2017 1st, 2018 1st, 2019 1st)  
Junard Hartley (2010, 2nd team)  
Maurice Latham (2006)  
Jonathan Rodriguez (2007, 2008, 2009, 2010)

### CollegeInsider.com All-Tournament

Chris Clemons (2017)

### Big South Player of the Year (1986-94, 2011-12-present)

Chris Clemons (2019)

Clarence Grier (1987)  
Joe Spinks (1994)  
Henry Wilson (1989)

### All-CAA Second Team

Anthony Dell'Orso (2024)

### Big South Coach of the Year

Billy Lee (1987, 1994)  
Kevin McGeehan (2019)

### Big South Freshman of the Year

Anthony Dell'Orso (2022)  
Chris Clemons (2016)  
Trey Freeman (2012)  
Scott Neely (1992)  
Dan Pogue (1993)  
Joe Spinks (1991)

### Big South Scholar-Athlete of the Year

Cory Gensler (2020)

### Big South Tournament MVP

Mark Mocnik (1992)

### All-Big South First Team

Brad Childress (1989)  
Chris Clemons (2017, 2018, 2019)  
Clarence Grier (1986, 1987)  
Eric Griffin (2012)  
Joe Spinks (1992, 1993, 1994)  
Henry Wilson (1987, 1988, 1989)

### All-Big South Second Team

Brad Childress (1990)  
Rod Gourdine (1991)  
Joe Spinks (1991)  
Scott Neely (1994)  
Darren White (2012)  
Trey Freeman (2013)  
Chris Clemons (2016)  
Andrew Eudy (2019)  
Cedric Henderson, Jr. (2021)  
Jordan Whitfield (2021)  
Ricky Clemons (2023)

### All-Big South Honorable Mention

Marcus Burk (2018)  
Cedric Henderson, Jr. (2022)

### Big South All-Freshman Team

Trey Freeman (2012)  
Curtis Phillips (2015)  
Chris Clemons (2016)  
Anthony Dell'Orso (2023)

### All-Big South Tournament

Chris Clemons (2017, 2019)  
Ricky Clemons (2021)  
Billy Ellison (1992)  
Clarence Grier (1987)  
Mark Mocnik (1989, 1992)  
Scott Neely (1994)  
Joe Spinks (1992, 1994)  
Jordan Whitfield (2021)  
Henry Wilson (1987, 1989)  
Jay Pal (2023)  
Ricky Clemons (2023)

### Big South Presidential Honor Roll

Broc Bidwell (2022, 2023)  
Trae Bremer (2012)  
Austin Burnette (2019)  
Jesus Carralero (2020)  
Andrew Carroll (2020, 2021)  
Chris Clemons (2017)  
Ricky Clemons (2022)  
Brooks Cluxton (2018, 2019)  
Josh Crumpler (2016, 2017)  
Jon Ander Cuadra (2016, 2017, 2018, 2019)  
Rod Days (2016)  
Thomas Dees (2021, 2022)  
Andrew Eudy (2019)  
Trey Freeman (2012)

## Honor Roll

Cory Gensler (2017, 2018, 2019, 2020)  
 Mason Grant (2022)  
 Kyre' Hamer (2016)  
 Darian Hooker (2013)  
 Wesley Johnson (2023)  
 Jaden Kennedy (2022)  
 Ethan Lynch (2022)  
 Joshua Lusane (2023)  
 Austin McCullough (2020, 2021, 2022)  
 Gediminas Mokseckas (2021, 2022, 2023)  
 Duane Moss (2020, 2021)  
 Luke Moyer (2014)  
 Nick Parker (2016, 2017, 2018)  
 Casey Perrin (2016)  
 Andrew Ryan (2014, 2015)  
 Noah Saunders (2020)  
 Wyatt Self (2017, 2018)  
 Milos Stajcic (2019, 2022)  
 Jacob Talbert (2014, 2015)  
 Laurynas Vaistas (2021, 2022, 2023)  
 Darren White (2012, 2013)  
 Shane Whitfield (2016, 2017)  
 Tyler Zegarzewski (2013)

### Big South All-Academic Team

Darren White (2013)  
 Andrew Ryan (2015)  
 Jacob Talbert (2016)  
 Chris Clemons (2017)  
 Cory Gensler (2018, 2019, 2020)  
 Austin McCullough (2021)  
 Laurynas Vaistas (2023)

### Big South Player of the Week

Clarence Grier (12/7/86)  
 Clarence Grier (2/21/87)  
 Henry Wilson (12/5/87)  
 Henry Wilson (2/4/89)  
 Brad Childress (2/12/90)  
 Brad Childress (2/26/90)  
 Rod Gourdine (11/26/90)  
 Joe Spinks (12/5/93)  
 Joe Spinks (1/10/94)  
 Scott Neely (1/30/94)  
 Eric Griffin (11/28/11)  
 Lorne Merthie (1/23/12)  
 Darren White (11/19/12)  
 Reco McCarter (1/6/14)  
 Reco McCarter (1/13/14)  
 D.J. Mason (12/22/14)  
 Chris Clemons (11/29/16)  
 Chris Clemons (12/5/16)  
 Marcus Burk (11/27/17)  
 Chris Clemons (12/18/17)  
 Chris Clemons (1/15/18)  
 Chris Clemons (2/12/18)  
 Chris Clemons (11/12/18)  
 Chris Clemons (11/19/18)  
 Chris Clemons (11/26/18)  
 Chris Clemons (2/4/19)  
 Chris Clemons (2/18/19)  
 Chris Clemons (2/25/19)  
 Chris Clemons (3/4/19)  
 Ja'Cor Nelson (11/18/19)  
 Cedric Henderson, Jr. (12/2/19)  
 Jordan Whitfield (12/14/20)  
 Cedric Henderson, Jr. (2/1/21)  
 Ricky Clemons (1/15/21)  
 Ricky Clemons (2/26/23)

### Big South Freshman of the Week

Joe Spinks (1/14/91)  
 Joe Spinks (1/21/91)  
 Joe Spinks (2/11/91)  
 Joe Spinks (2/18/91)  
 Scott Neely (1/6/92)  
 Scott Neely (1/13/92)  
 Scott Neely (1/20/92)  
 Scott Neely (2/24/92)  
 Dan Pogue (2/15/93)  
 Trey Freeman (11/21/11)  
 Trey Freeman (12/12/11)  
 Trey Freeman (2/6/12)  
 Curtis Phillips (12/1/14)  
 Curtis Phillips (3/1/15)  
 Chris Clemons (11/16/15)  
 Chris Clemons (11/30/15)

Chris Clemons (12/23/15)  
 Chris Clemons (1/25/16)  
 Chris Clemons (2/15/16)  
 Chris Clemons (2/28/16)  
 Cory Gensler (12/27/16)  
 Jordan Whitfield (2/12/18)  
 Isaac Chatman (11/12/18)  
 Anthony Dell'Orso (12/19/22)  
 Anthony Dell'Orso (1/23/23)  
 Anthony Dell'Orso (2/13/23)  
 Anthony Dell'Orso (2/20/23)  
 Anthony Dell'Orso (2/26/23)

### Atlantic Sun Coach of the Year (1993-2011)

Billy Lee (1996) (A-Sun)  
 Robbie Laing (2006) (CollegInsider.com)  
 Robbie Laing (2010) (A-Sun & Sporting News)

### Atlantic Sun Player of the Year

Jonathan Rodriguez (2008) (MidMajority.com)

### A-Sun Defensive Player of the Year

Junard Hartley (2010)

### Atlantic Sun Freshman of the Year

Lorne Merthie (2009)

### All-Atlantic Sun First Team

Adam Fellers (2000)  
 Maurice Latham (2006)  
 Jonathan Rodriguez (2007, 2008, 2010)

### All-Atlantic Sun Second Team

Jonathan Rodriguez (2009)

### All-Atlantic Sun Third Team

Corey Best (1997)  
 Scott Neely (1996)

### Atlantic Sun All-Freshman Team

Anthony Atkinson (2004)  
 Robby Dupre (2003)  
 Dominique Klein (2002)  
 Lorne Merthie (2009)  
 Ruell Pringle (2005)  
 Jonathan Rodriguez (2007)  
 Emory Walton (2001)

### Atlantic Sun All-Academic

Larry Awosanya (2010)  
 Reggie Bishop (2006, 2008)  
 Jake Capin (2008, 2009)  
 Ben Coleman (2005, 2006)  
 Cole Dewey (2011)  
 Preston Dodson (2009, 2010, 2011)  
 Oladapo Fagbenle (2005)  
 Jim Fitzpatrick (1996)  
 Russ Gibson (2006, 2007)  
 Scott Gurlley (1995, 1996, 1997)  
 Derek Gray (2003, 2004)  
 Jared Harrison (1995)  
 Junard Hartley (2011)  
 Keith Haldan (1997)  
 Darrin Hucks (1999)  
 Dennis Hurst (1995, 1996)  
 Matthew Johnson (2004, 2005, 2006, 2007)  
 Dominique Klein (2002, 2004, 2005)  
 Brooks Lee (2001, 2003)  
 Brad McKeiver (2001, 2002, 2003, 2004)  
 Scott Neely (1995, 1996)  
 Jonathan Rodriguez (2009)  
 Jamie Simmons (1999, 2000)  
 Jason Smith (1997, 1999)  
 Joey Smith (2000)  
 Miles Taylor (2009)  
 Chad Thompson (2009)  
 Kyle Vejraska (2008)  
 Jake Wohlfeil (2008)

### Atlantic Sun Player of the Week

Corey Best (2/11/97)  
 George Miller (1/19/98)  
 Adam Fellers (12/27/99)  
 Damien Hannibal (2/28/00)  
 Adam Fellers (12/17/01)  
 Adam Fellers (2/24/01)

Tarick Johnson (12/23/02)  
 Tarick Johnson (2/18/03)  
 Eric Smith (2/6/06)  
 Russ Gibson (11/13/06)  
 Jonathan Rodriguez (11/27/06)  
 Eric Smith (12/26/06)  
 Jonathan Rodriguez (12/17/07)  
 Jonathan Rodriguez (11/23/09)  
 Jonathan Rodriguez (1/18/10)  
 Jonathan Rodriguez (2/15/10)  
 Lorne Merthie (11/23/10)

### Atlantic Sun Newcomer of the Week

Eric Griffin (2/15/11)  
 Marvelle Harris (12/14/10)

### NBA Draft Picks

1982 Tony Britto (Chicago Bulls)  
 1987 Clarence Grier (Houston Rockets)

### NAIA All-Americans (1961-77)

1970 Cordell Wise  
 1976 Marshall Lovett  
 1977 Sam Staggers  
 1977 Don Whaley

### Campbell Sports Hall of Fame (Basketball Players / Coaches)

Howard Auman (1991)  
 Sam Bishop (1996)  
 Bob Burke (2017)  
 Brad Childress (2011)  
 Walter Deal (1991)  
 Bob Etheridge (2002)  
 Fred Emmerson (1985)  
 Ken Faulkner (1999)  
 George Graybill (1992)  
 Clarence Grier (2001)  
 Marion Hargrove (1994)  
 Ollie Harrell (1998)  
 John T. Johnson (1997)  
 Cal Koonce (1987)  
 Don Laird (1989)  
 Marshall Lovett (2022)  
 Len Maness (1987)  
 Johnny Marshbanks (2006)  
 Billy Mason (1993)  
 Fred McCall (1995)  
 Eugene "Red" McDaniel (2005)  
 Jim Perry (1984)  
 Mike Reidy (1988)  
 Danny Roberts (2003)  
 James Sessoms (1993)  
 Earl Smith (1986)  
 Joe Spinks (2010)  
 Sam Staggers (2012)  
 Bob Vernon (1986)  
 Don Whaley (1992)  
 Fred Whitfield (1995)  
 Pete Wish (2003)

Campbell vs. All Opponents (1951-2024)

Opponent	Games	First Meeting	Last Meeting	Won	Lost
Abilene Christian	2	2017-18	2018-19	0	2
Alabama-Birmingham	1	1985-86	1985-86	0	1
Alabama State	1	2018-19	2018-19	1	0
Alcorn State	2	1976-77	1992-93	1	1
Allen	4	2015-16	2018-19	4	0
Appalachian State	15	1962-63	2022-23	5	9
Arkansas Little Rock	4	1979-80	1980-81	0	4
Armstrong State	5	1971-72	1986-87	4	1
Auburn	1	2010-11	2010-11	1	0
Augusta	18	1983-84	1990-91	12	6
Austin Peay	2	2018-19	2018-19	1	1
Averett	4	1986-87	2012-13	4	0
Ball State	1	1990-91	1990-91	0	1
Baltimore	4	1980-81	1982-83	1	3
Barber-Scotia	1	2014-15	2014-15	1	0
Barton (Atlantic Christian)	41	1955-56	1992-93	32	9
Baylor	1	1984-85	1984-85	0	1
Belmont	25	1997-98	2010-11	3	22
Belmont Abbey	20	1952-53	1976-77	15	5
Bethune Cookman	3	1981-82	1983-84	2	1
Boise State	1	1996-97	1996-97	0	1
Bowling Green	1	2017-18	2017-18	0	1
Brewton-Parker	1	1959-60	1959-60	1	0
Bridgewater	1	2016-17	2016-17	1	0
Bridgewater State	1	1961-62	1961-62	1	0
Brooklyn	4	1982-83	1985-86	3	1
Camp Lejeune	2	1951-52	1951-52	0	2
Catawba	34	1961-62	1976-77	18	16
Centenary	6	1994-95	1998-99	2	4
Central Connecticut	1	1985-86	1985-86	1	0
Central Florida (UCF)	27	1984-85	2004-05	7	20
Central Penn	2	2018-19	2019-20	2	0
Central Wesleyan	1	1987-88	1987-88	1	0
<b>College of Charleston</b>	<b>19</b>	<b>1961-62</b>	<b>2023-24</b>	<b>4</b>	<b>15</b>
Charleston Southern (Baptist)	60	1970-71	2022-23	32	28
Cherry Point	4	1951-52	1952-53	0	4
Chicago State	2	2008-09	2011-12	1	1
Chowan	20	1952-53	2013-14	16	4
Cincinnati	2	2012-13	2013-14	0	2
<b>The Citadel</b>	<b>9</b>	<b>1971-72</b>	<b>2023-24</b>	<b>8</b>	<b>2</b>
Clemson	4	1982-83	1995-96	0	4
Cleveland State	4	1977-78	1980-81	1	3
Clinch Valley	1	1996-97	1996-97	1	0
Coastal Carolina	43	1975-76	2019-20	23	20
Coker	2	1991-92	2007-08	2	1
Colgate	2	2014-15	2016-17	1	1
Columbia International	2	2017-18	2021-22	2	0
Creighton	1	2011-12	2011-12	0	1
Cumberland	1	1963-64	1963-64	0	1
Dartmouth	1	1991-92	1991-92	0	1
<b>Davidson</b>	<b>11</b>	<b>1988-89</b>	<b>2023-24</b>	<b>6</b>	<b>5</b>
<b>Delaware</b>	<b>1</b>	<b>2023-24</b>	<b>2023-24</b>	<b>0</b>	<b>1</b>
Delaware State	5	1976-77	2014-15	4	1
<b>Drexel</b>	<b>1</b>	<b>2023-24</b>	<b>2023-24</b>	<b>0</b>	<b>1</b>
Duke	3	1991-92	2021-22	0	3
Duke (Freshman)	2	1960-61	1960-61	1	1
<b>East Carolina</b>	<b>62</b>	<b>1931-32</b>	<b>2023-24</b>	<b>20</b>	<b>42</b>
East Tennessee State	17	1977-78	2010-11	2	15
Eastern Illinois	2	1981-82	1982-83	0	2
Eckerd	1	1974-75	1974-75	1	0
Edwards Military Institute	23	1951-52	1960-61	19	4
Elizabeth City State	7	1971-72	1976-77	5	2
<b>Elon</b>	<b>39</b>	<b>1961-62</b>	<b>2023-24</b>	<b>15</b>	<b>24</b>
Erskine	14	1961-62	1968-69	6	8
Erwin Auditorium	2	1951-52	1952-53	2	0
Evansville	3	1994-95	2022-23	0	3
Fairmont State	1	1963-64	1963-64	1	0
Fayetteville State	5	1970-71	1976-77	3	2
Ferrum	3	1988-89	1993-94	3	0
Florida A&M	2	1979-80	2018-19	2	0

Opponent	Games	First Meeting	Last Meeting	Won	Lost
Florida Atlantic	22	1995-96	2005-06	10	12
Florida Gulf Coast	8	2007-08	2019-20	4	4
Florida International	9	1987-88	1997-98	4	5
Florida National	1	2020-21	2020-21	1	0
Florida State	2	2001-02	2005-06	0	2
Fort Bragg	1	1957-58	1957-58	1	0
Francis Marion	3	1975-76	2002-03	3	0
Frederick	22	1958-59	1967-68	11	11
Furman	6	1959-60	2016-17	0	6
Gardner-Webb	43	1953-54	2022-23	18	25
George Mason	5	1978-79	1980-81	3	2
Georgetown	1	2018-19	2018-19	0	1
Georgia Southern	12	1977-78	1977-78	0	1
Georgia Southwestern	1	1966-67	2022-23	5	7
Georgia State	19	1972-73	1972-73	1	0
Georgia Tech	2	1994-95	2004-05	4	15
Gonzaga	2	1978-79	1995-96	0	2
Gonzaga	1	2012-13	2012-13	0	1
Greensboro College	7	1966-67	1981-82	6	1
Guilford	6	1961-62	1976-77	5	1
<b>Hampton</b>	<b>16</b>	<b>1971-72</b>	<b>2023-24</b>	<b>10</b>	<b>6</b>
Hartford	1	2021-22	2021-22	1	0
Henderson State	1	1976-77	1976-77	1	0
High Point	63	1954-55	2022-23	27	36
<b>Hofstra</b>	<b>1</b>	<b>2023-24</b>	<b>2023-24</b>	<b>1</b>	<b>0</b>
Hospital Corp.	1	1953-54	1953-54	0	1
Houston	1	1984-85	1984-85	0	1
Houston Baptist	3	2011-12	2016-17	2	1
Howard	10	1979-80	1990-91	5	5
<b>Idaho State</b>	<b>2</b>	<b>1996-97</b>	<b>1923-24</b>	<b>0</b>	<b>2</b>
Illinois-Chicago Circle	2	1981-82	1981-82	1	1
Indiana State	2	1994-95	2005-06	0	2
Iowa	1	2011-12	2011-12	1	0
Iowa State	1	2012-13	2012-13	0	1
Jackson State	1	1969-70	1969-70	0	1
<b>Jacksonville (Fla.)</b>	<b>29</b>	<b>1989-90</b>	<b>2023-24</b>	<b>13</b>	<b>16</b>
Jacksonville (Ala.) State	13	1995-96	2002-03	6	7
James Madison	7	1979-80	2014-15	0	7
Johnson C. Smith	1	2010-11	2010-11	1	0
Johnson & Wales (N.C.)	6	2013-14	2019-20	6	0
Keene State	2	1973-74	1975-76	2	0
Kennesaw State	12	2005-06	2022-23	9	3
Kentucky	1	2004-05	2004-05	0	1
King (Tenn.)	1	1974-75	1974-75	1	0
Lancaster Bible	1	2021-22	2021-22	1	0
Lenoir-Rhyne	4	1972-73	1974-75	2	2
Liberty	31	1980-81	2017-18	13	18
Limestone	1	1990-91	1990-91	1	0
Lincoln Memorial	1	1976-77	1976-77	1	0
Lipscomb	19	2002-03	2010-11	5	14
Livingstone	1	1971-72	1971-72	1	0
Long Island	1	1986-87	1986-87	0	1
Longwood	28	2006-07	2022-23	12	16
Louisburg	21	1951-52	1960-61	12	9
Louisiana State	2	1992-93	2001-02	0	2
Loyola (Ill.)	1	2013-14	2013-14	0	1
Loyola (Md.)	2	1988-89	1989-90	1	1
Lynchburg	6	1962-63	1971-72	5	1
Marietta	1	1991-92	1991-92	1	0
Marshall	2	1981-82	2021-22	1	1
Mars Hill	6	1967-68	1998-99	5	1
Maryland Baltimore Co.	5	1992-93	1993-94	4	1
Maryland-Eastern Shore	2	1982-83	2021-22	2	0
Mary Washington	1	1997-98	1997-98	1	0
McCrory Eagles	2	1958-59	1958-59	0	2
Mercer	28	1978-79	2010-11	13	15
Methodist	42	1964-65	2011-12	39	3
Miami	1	2018-19	2018-19	0	1
Miami (Ohio)	1	2017-18	2017-18	1	0
Middle Tennessee	3	1999-00	2010-11	2	1

Campbell vs. All Opponents (1951-2024)

Opponent	Games	First Meeting	Last Meeting	Won	Lost
Minnesota	1	1997-98	1997-98	0	1
Mississippi	1	1985-86	1985-86	0	1
<b>Monmouth</b>	<b>4</b>	<b>1983-84</b>	<b>2023-24</b>	<b>1</b>	<b>3</b>
Montreat	2	2014-15	2015-16	2	0
<b>Morgan State</b>	<b>3</b>	<b>2015-16</b>	<b>2023-24</b>	<b>1</b>	<b>2</b>
Mount Olive	2	1986-87	1991-92	2	0
Murray State	1	1978-79	1978-79	0	1
Muskingham	1	1973-74	1973-74	1	0
<b>Navy</b>	<b>3</b>	<b>1983-84</b>	<b>2023-24</b>	<b>1</b>	<b>2</b>
Newberry	3	1961-62	2012-13	2	1
New Orleans	2	2017-18	2020-21	2	0
Norfolk State	4	1972-73	2007-08	1	3
North Carolina (Freshmen)	3	1958-59	1960-61	1	2
<b>North Carolina A&amp;T</b>	<b>17</b>	<b>1977-78</b>	<b>2023-24</b>	<b>8</b>	<b>9</b>
UNC Asheville (Biltmore)	53	1967-68	2022-23	23	30
<b>North Carolina Central</b>	<b>3</b>	<b>1978-79</b>	<b>2023-24</b>	<b>1</b>	<b>2</b>
UNC Charlotte	12	1954-55	2015-16	9	3
UNC Greensboro	12	1990-91	2018-19	5	7
UNC Pembroke (State)	57	1951-52	2008-09	42	15
North Carolina State	13	1978-79	2022-23	1	12
North Carolina Wesleyan	2	1968-69	1969-70	2	0
<b>UNC Wilmington</b>	<b>110</b>	<b>1951-52</b>	<b>2023-24</b>	<b>45</b>	<b>65</b>
North Dakota	1	2019-20	2019-20	1	0
<b>Northeastern</b>	<b>1</b>	<b>2023-24</b>	<b>2023-24</b>	<b>0</b>	<b>1</b>
Northeast Louisiana	2	1977-78	1978-79	1	1
Northern Arizona	1	2012-13	2012-13	0	1
Northern Illinois	1	1983-84	1983-84	0	1
Northern Iowa	2	1980-81	1980-81	1	1
North Florida	11	2005-06	2010-11	8	3
North Greenville	3	1956-57	1957-58	0	3
Northwestern (La.) State	4	1977-78	2012-13	1	3
Oak Ridge	23	1951-52	1960-61	17	6
Oglethorpe	1	1962-63	1962-63	0	1
Ohio State	1	2014-15	2014-15	0	1
Ohio	2	2018-19	2019-20	1	1
Ohio Valley	1	2006-07	2006-07	1	0
Oklahoma State	1	2016-17	2016-17	0	1
Old Dominion	8	1966-67	2002-03	1	7
Penn State	1	2017-18	2017-18	0	1
Pennsylvania	1	2008-09	2008-09	0	1
Perkinson	1	1959-60	1959-60	1	0
<b>Pfeiffer</b>	<b>36</b>	<b>1951-52</b>	<b>2023-24</b>	<b>22</b>	<b>14</b>
Point Park	1	1975-76	1975-76	0	1
Presbyterian	24	2011-12	2022-23	17	7
Presbyterian Junior College	19	1951-52	1960-61	18	1
Providence	2	1977-78	1980-81	0	2
Radford	52	1984-85	2022-23	23	28
Raleigh	1	1955-56	1955-56	1	0
Red Springs	2	1951-52	1951-52	2	0
Richmond	9	1982-83	1998-99	2	7
Rio Grande	2	1964-65	2012-13	1	1
Robert Morris	2	2012-13	2013-14	0	2
Sacred Heart	1	2014-15	2014-15	0	1
St. Andrews	15	1961-62	2020-21	15	0
<b>St. Augustine's</b>	<b>2</b>	<b>2022-23</b>	<b>2023-24</b>	<b>2</b>	<b>0</b>
St. Francis (N.Y.)	1	1991-92	1991-92	0	1
<b>St. Francis (Pa.)</b>	<b>1</b>	<b>2023-24</b>	<b>2023-24</b>	<b>0</b>	<b>1</b>
Saint Louis	1	2017-18	2017-18	0	1
Salisbury State	2	1972-73	1973-74	2	0
Samford	22	1978-79	2016-17	5	17
San Diego	2	2005-06	2006-07	0	2
San Diego State	1	2006-07	2006-07	0	1
Sanford	2	1951-52	1951-52	2	0
San Francisco	1	2017-18	2017-18	0	1
Savannah State	1	2012-13	2012-13	0	1
Seattle	1	2012-13	2012-13	0	1
Shenandoah	1	2013-14	2013-14	1	0
Shorter	1	1966-67	1966-67	0	1
South Alabama	1	1977-78	1977-78	1	0
South Carolina	7	1983-84	2007-08	1	6

Opponent	Games	First Meeting	Last Meeting	Won	Lost
USC Upstate	18	2007-08	2022-23	13	5
Southeastern	1	1970-71	1970-71	1	0
Southeastern Louisiana	5	1994-95	1996-97	4	1
Southeastern Seminary	1	1956-57	1956-57	1	0
Southeast Missouri State	1	2000-01	2000-01	0	1
So. Illinois-Edwardsville (SIUE)	2	2014-15	2015-16	2	0
Southern Methodist	1	1984-85	1984-85	0	1
<b>Southern Virginia</b>	<b>2</b>	<b>2009-10</b>	<b>2023-24</b>	<b>2</b>	<b>0</b>
Southwest Oklahoma St.	1	1976-77	1976-77	1	0
Southwestern Louisiana	2	1992-93	2022-23	0	2
Stetson	39	1977-78	2022-23	18	21
<b>Stony Brook</b>	<b>1</b>	<b>2023-24</b>	<b>2023-24</b>	<b>1</b>	<b>0</b>
Tennessee	1	2004-05	2004-05	0	1
Tennessee-Martin	1	2016-17	2016-17	1	0
Tennessee Wesleyan	1	1994-95	1994-95	1	0
Texas Christian	1	1984-85	1984-85	0	1
Texas Southern	1	1976-77	1976-77	0	1
<b>Towson (State)</b>	<b>9</b>	<b>1980-81</b>	<b>2023-24</b>	<b>4</b>	<b>5</b>
Trinity Baptist	1	2018-19	2018-19	1	0
Troy (State)	14	1997-98	2004-05	0	14
Tusculum	1	1996-97	1996-97	1	0
Union	1	1964-65	1964-65	0	1
US International	1	1990-91	1990-91	0	1
Vanderbilt	1	1998-99	1998-99	0	1
Virginia Commonwealth (VCU)	3	1970-71	2021-22	0	3
Virginia Military Institute (VMI)	11	1978-79	2016-17	6	5
Virginia State	13	1969-70	1977-78	6	7
<b>Virginia Tech</b>	<b>6</b>	<b>1979-80</b>	<b>2023-24</b>	<b>0</b>	<b>6</b>
Virginia Wesleyan	2	1972-73	1986-87	2	0
Wagner	1	1991-92	1991-92	1	0
Wake Forest	6	1987-88	2000-01	0	6
Wake Forest (Freshman)	13	1951-52	1959-60	1	12
Wake Forest Seminary	2	1957-58	1957-58	2	0
West Chester State	1	1977-78	1977-78	1	0
Western Carolina	25	1962-63	2010-11	4	21
Western Illinois	2	1981-82	1982-83	1	1
<b>William &amp; Mary</b>	<b>9</b>	<b>1992-93</b>	<b>2023-24</b>	<b>3</b>	<b>6</b>
William Peace	2	2021-22	2022-23	2	0
Wingate	19	1951-52	1997-98	12	7
Winthrop	48	1984-85	2022-23	21	27
Wisconsin-Green Bay	4	1981-82	1982-83	2	2
Wofford	3	1969-70	1996-97	3	0

## Opponent Records (1977-2022)

### Individual

Points (Overall): 44 by Nick Barbour at High Point (2/22/12)  
 Points (Two Players): 60 by Nick Barbour (44) and Shay Shine (16) at High Point (2/22/12)  
 Points (Three Players): 74 by David Holston (40), John Cantrell (19) and Carl Montgomery (15) of Chicago State (12/29/08)  
 Points (Four Players): 84 by Charles "Hawkeye" Whitney (27), Clyde Austin (22), Tiny Pinder (18) and Donnie Perkins (17) of North Carolina State (12/9/78); 84 by Freddie Burton (27), Calvin Lamb (25), Tyrone Cunningham (16) and Jerome Washington of Long Island (12/20/86)  
 Points (Big South Regular Season): 44 by Nick Barbour at High Point (2/22/12)  
 Points (Big South Tournament): 29 by Donald Johnson of Armstrong State (2/26/87)  
 Points (A-Sun Regular Season): 39 by Earnest Crumbley at Florida Atlantic (2/26/04)  
 Points (A-Sun Tournament): 32 by Micah Williams of East Tennessee State (3/4/10)  
 Field Goals Made: 15 by Sammy Drummer of Georgia Tech (2/26/79); 15 by Dave Skaff of George Mason (1/31/81); 15 by Roger Carr of Pembroke State (2/9/81); 15 by William Calvin of Coastal Carolina (2/16/85); 15 by Tim Smith of East Tennessee State (1/7/06)  
 Field Goals Attempted: 28 by Bailey Alston of Liberty (1/7/88)  
 Field Goal Percentage:  
 (10-14 attempts): 91.7 (11-12) by Kris Acox of Furman (3/25/17), 91.7 (11-12) by D.J. Burns of Winthrop (3/7/21)  
 (15-24 attempts): 81.3 (13-16) by Jeff Warbritton of Stetson (1/22/98), (13-16) by Khris Lane at Longwood (12/29/16)  
 (25 or more attempts): 60.0 (15-25) by Sammy Drummer of Georgia Tech (2/26/79); 60.0 (15-25) by Dave Skaff of George Mason (1/31/81)  
 3-Pt. Field Goals Made: 11 by Earnest Crumbley at Florida Atlantic (2/26/04)  
 3-Pt. Field Goals Attempted: 18 by Earnest Crumbley at Florida Atlantic (2/26/04)  
 3-Pt. Field Goal Percentage: 100.0 (6-6) by Steve Richardson of East Carolina (1/2/92); 70.0 (7-10) by Jeff Hodson of Augusta (2/9/87)  
 Free Throws Made: 15 by George Henson of Winthrop (2/10/90); 15 by Nick Barbour at High Point (2/22/12)  
 Free Throws Attempted: 20 by William Mosley at Northwestern State (2/18/12)  
 Free Throw Percentage: 100.0 (12-12) Gary Cooper of UNC Wilmington (1/8/79); 100.0 (12-12) Brandt Williams of UNC Asheville (2/18/89) 100.0 (12-12) Rob Lewin of Troy State (1/3/04)  
 Rebounds: 22 by Brad Nuckles of East Tennessee State (1/7/06)  
 Assists: 15 by Brian Schmall of Radford (2/4/93)  
 Steals: 11 by Phillip Huyler of Florida Atlantic (1/18/97)  
 Blocked Shots: 10 by Kenny George of UNC Asheville (11/17/07)  
 Minutes Played: 53 by Ron Shelburne of Radford (2/11/88)  
 Turnovers: 10 by David Holston of Chicago State (12/29/08)

### Team

Points: 120 by Troy State (1/28/04)  
 Points (1st half): 65 by East Tennessee State (1/7/06)  
 Points (2nd half): 65 by Marshall (2/13/82), by Belmont (2/6/09)  
 Points (Overtime): 21 at UNC Asheville (12/14/02)  
 Points (In Loss): 97 (98-97 CU win) by Ferrum (1/6/92)  
 Fewest Points (Overall): 29 by Trinity Baptist (11/29/18)  
 Fewest Points (Big South regular season): 42 at High Point (2/12/22)  
 Fewest Points (A-Sun regular season): 41 by Samford (1/9/97)  
 Fewest Points (1st half): 12 by William & Mary (1/10/94)  
 Fewest Points (2nd half): 14 by East Carolina (2/1/88), 14 by Trinity Baptist (11/29/18)  
 Fewest Points (Overtime): 0 by Augusta (2/4/84)  
 Field Goals Made: 48 at San Diego State (12/12/06)  
 Field Goals Attempted: 85 by Troy State (1/3/04)  
 Field Goal Percentage: 74.3 (26-35) by East Carolina (1/10/83)  
 3-Pt. Field Goals Made: 21 by Troy State (1/28/04)  
 3-Pt. Field Goals Attempted: 52 by Troy State (1/28/04)  
 3-Pt. Field Goal Percentage: 77.8 (7-9) by Central Florida (12/19/86); (7-9) by Florida Atlantic (2/15/96)  
 Free Throws Made: 47 by UNC Charlotte (12/13/83)  
 Free Throws Attempted: 59 by UNC Charlotte (12/13/83)  
 Free Throw Percentage:  
 (10-19 attempts): 100.0 (13-13) at Gardner-Webb (2/14/03)  
 (20-29 attempts): 95.5 (21-22) by High Point (1/19/17)  
 (30-39 attempts): 91.7 (33-36) at UNC Asheville (1/28/2012)  
 (40-49 attempts): 85.4 (35-41) by Methodist (12/8/80)  
 (50 or more attempts): 79.7 (47-59) by UNC Charlotte (12/13/83)  
 Rebounds: 56 by Providence (2/18/78); by Radford (2/23/87); by Rio Grande (12/12/12)  
 Assists: 34 by Troy State (1/28/04)  
 Steals: 24 by Vanderbilt (12/19/98)  
 Blocked Shots: 16 by UNC Asheville (11/17/07)  
 Turnovers: 31 by Methodist (12/8/79); 31 by UNC Pembroke (11/11/06)  
 Personal Fouls: 35 by North Carolina Central (12/24/79); by North Carolina A&T (2/13/80); by Newberry (11/29/12)  
 Fouled Out: 5 by Baptist (1/13/90)

## Campbell Basketball in the Big South Conference

After 17 years as a member of the Atlantic Sun Conference, Campbell returned to its roots on July 1, 2011 when it re-joined the Big South Conference, of which it was a charter member.

Campbell made four appearances in the Big South Conference Tournament championship game from 1987-94. The Camels won the 1992 tournament – defeating Charleston Southern 67-53 in the final – and earned the Big South's first automatic bid in men's basketball in 1992. Mark Mocnik was named tournament MVP and joined on the all-tournament team by fellow Camels Billy Ellison and Joe Spinks.

CU went on to face top-ranked and defending national champion Duke in the first round of the 1992 NCAA Tournament at Greensboro.

The Camels reached the 2017 Big South Championship title game before falling at top-seeded Winthrop in the final. En route, CU knocked off second-seeded (and co-regular season champ) UNC Asheville 81-79 in the quarterfinal round at Rock Hill, S.C. Chris Clemons scored a Big South Conference record 51 points, marking just the second time in two decades that a Division I player tallied that many in a league tournament.

Clemons set Big South tournament records for points (140), field goals (48) and 3-pointers (20). He tallied 29 points in Big South final at Winthrop after becoming the first player in Big South tourney history with back-to-back 30-point games after 33-point, 9-rebound, 4-assist performance in the semifinal win over Radford.

The Camels have finished as Big South Tournament runner-up on six occasions, most recently in 2023. In 1987, top-seeded Charleston Southern defeated the 2nd-seeded Camels 64-63 in the final. In 1989, 4th-seeded UNC Asheville upset 2nd seed Campbell 93-78. Fourth-seeded Liberty topped the 2nd-seeded Camels 76-62 in the 1994 title contest. CU fell to top seed Winthrop in both the 2017 and 2021 finals. In its last year in the league, Campbell fell to UNC Asheville 77-73 in the final.

Campbell CU won a school-record 12 Big South contests in 1994 during its 20-9 overall campaign that included victories at North Carolina State (72-69 in overtime) and South Carolina (73-72). The 2018-19 Camels matched those win totals in claiming the league regular season title.

Camels were named Big South Player of the Year three times from 1987-94 as Clarence Grier (1987), Henry Wilson (1989) and Joe Spinks (1994) claimed the honor. Chris Clemons was named Big South Player of the Year in 2018-19 when he led the country in scoring (30.1).

Billy Lee claimed Big South Coach of the Year honors twice (1987, 1994), while Kevin McGeehan earned Coach of the Year recognition in 2019.



1992 Big South Tournament Champs

Camels earned at least a share of Big South Rookie of the Year recognition in three of the first four years the honor was presented. Joe Spinks (1991) and Scott Neely (1992) were outright winners of Rookie of the Year, while Dan Pogue shared the 1994 award.

Trey Freeman was named Big South Freshman of the Year in 2012, while Chris Clemons won the honor in 2016.

Clemons completed his career with 3,225 points, most in Big South history and third all-time among Division I players. He also set records for single-season points (993) and scoring average (30.1) in 2018-19 when he led the nation in scoring.

Campbell has won the Sasser Cup, presented annually to the Big South school with the best overall sports performance in 1992, 1993, 1994, 2019 and 2021. CU claimed the 2018, 2019, 2021 and 2022 Men's All-Sports Trophy.

CU players have been recognized on the all-conference teams 30 times in the program's 21 years as a Big South member (1986-94, 2011-22), including 4-time all-league choices Joe Spinks (1991-94) and Chris Clemons (2016-19). Cory Gensler was named Scholar-Athlete of the Year in 2020.

Brad Childress (1986-90), Clarence Grier (1983-86) and Henry Wilson (1985-89) were named to the 1985-89 Big South Conference all-decade team; while Joe Spinks (1990-94) was selected for the 1990s unit. Spinks was inducted into the Big South Conference Hall of Fame in 2004.



2019 Big South Regular Season Champs

## Carter Gymnasium (1953-2008)

Home of the Camels from 1953-2008, venerable Carter Gymnasium on the Campbell University campus in Buies Creek, N.C., was truly one of the most unique places to watch a Division I basketball game. For over half a century, the Camels called the brick and concrete structure with wooden rafters home. And what a home court advantage it is.

Since the Fighting Camel men's team joined NCAA Division I in 1977-78 until the last game played in the facility on Feb. 25, 2008, Campbell posted a 173-106 record (.620) in games played at Carter. From 1973-2008, the Lady Camels amassed a 286-115 mark (.713) at the site.

"The cozy atmosphere and the community and student support can be felt in a special way in Carter Gym," said Lady Camel head coach Wanda Watkins, who played in the facility for Campbell from 1975-79. "I know that all our players would agree that they are confident every time they step on that floor, regardless of the opposition, because of that atmosphere."

The 2007-08 season marked the final year that Carter Gym hosted intercollegiate basketball competition. Since the Campbell men's and women's basketball, volleyball and wrestling teams moved into the John W. Pope Jr. Convocation Center in the fall of 2008, Carter Gym is now used primarily by the University's physical education, campus recreation and intramural departments.

Ground-breaking ceremonies were held on May 3, 1952. Named for the family of textile executive Howard Carter, the facility was dedicated on Feb. 20, 1953. On that night, in the first games played in the new building, the Campbell women defeated Worth's Business College 55-50 behind Dot Howard's 21 points. The men dropped a narrow 66-63 decision to the Wake Forest J.V. squad despite 24 points from Ronald Percise.

Prior to the 1994-95 season, the facility was refurbished with a new wood floor and armchair seats that circle the floor on three sides. Capacity for basketball games now stands at 947, but more than 1,000 fans have crammed into the arena on several occasions since the capacity was limited. Carter Gym stood as the second-smallest men's basketball home court in the NCAA Division I ranks, only larger than the Charleston Southern University Field House (capacity 790).

Carter Gym hosted the 1988 Big South Conference Women's Basketball Tour-



namment and the Lady Camels registered some of the club's most memorable wins at the site. The 1987-88 team won a school-record 15 games at the facility, while the 1990-91 club was undefeated at 12-0 in Carter. During the 1997-98 season, Campbell scored its first victory over an Atlantic Coast Conference school (Wake Forest) as a Division I member, and recorded its first win over a nationally-ranked Division I opponent (#21 Florida International) in Carter Gym.

As a Division I member, the Campbell men recorded a pair of unbeaten seasons at the site, includ-

ing an 8-0 record in 1988-89 and a perfect 10-0 slate in 1993-94. In the first game televised from the facility, Campbell defeated Florida International 55-54 on Jan. 28, 1995 when Corey Best hit a jumper with seven seconds remaining.

In 2005-06, Campbell's men finished second nationally in scoring offense at 82.8 points per game and CU fans reacted to the team's success by selling out Carter Gym five times and filling the 53-year-old facility to 96 percent of its capacity throughout the campaign.

During the 2006-07 season, the Campbell men set a school Division I era record for wins at Carter Gym (12). CU also notched a school mark by scoring 100 or more points in a game five times during the season. CU hit the century mark in three-consecutive home games – wins over UNC Wilmington (100-94), Radford (101-88) and Ohio Valley (107-65). On Feb. 8, 2007, the Camels set a school record for most points scored against an Atlantic Sun opponent in a 104-82 victory over Stetson.

Some of the most famous names in basketball history, including Bob Cousy, John Wooden, Pete Maravich and Michael Jordan, passed through the Carter Gym doors as instructors at the Campbell Basketball School. Maravich attended the camp every year from age nine through 18.

The most famous game played at the building was the February 29, 1964 contest between Angier and Boone Trail for the Harnett County high school championship. That game lasted 13 overtimes, a record for the National Federation of High Schools Association, that is unmatched by the NCAA or NBA. The fact that Boone Trail eventually won 56-54 is not as remarkable as the fact that neither team substituted during the contest.





**Chris CLEMONS**  
**5-9, 185 / Guard**  
**Raleigh, N.C. / Millbrook**

**3**

**Clemons' Details**

**Full Name**  
 Christopher Adam Clemons  
**Major**  
 Business Administration  
**Birthdate**  
 July 23, 1997  
**Birthplace**  
 Raleigh, N.C.  
**Parents' Names**  
 Carlyton Clemons & Monique Williamson  
**High School Coach**  
 Scott McInnes

**Career Highs**  
**Points**  
 51 vs. UNC Asheville (3/2/17)  
**Rebounds**  
 10 at Hampton (1/26/19)  
**Assists**  
 9 (2X) last vs. Presbyterian (2/24/18)  
**Field Goals**  
 18 vs. UNC Asheville (3/2/17)  
**Field Goal Attempts**  
 32 vs. UNC Asheville (3/2/17)  
**Three-Point Field Goals**  
 10 at Liberty (1/23/18)  
 10 vs. Longwood (2/2/19)  
**Three-Point Attempts**  
 19 (2X) last vs. High Point (2/21/19)  
**Free Throws**  
 22 vs. Hampton (2/13/19)  
**Free Throw Attempts**  
 24 vs. Hampton (2/13/19)  
**Steals**  
 6 vs. Morgan State (11/21/15)  
**Blocked Shots**  
 3 (3X) last at High Point (2/7/19)  
**Minutes Played**  
 43 vs. Gardner-Webb (1/3/18)

**Pro:** Signed free agent contract with Houston Rockets, which was converted to a two-way contract Oct. 21, 2019... Averaged 4.9 points in 33 games for the Rockets during his Rookie Year... His Campbell jersey (#3) was retired in ceremonies on Feb. 15, 2020...

**Career:** Finished his career third on the NCAA Division I all-time scoring list (3225 points), tops in Big South Conference history... One of only 10 players in NCAA D1 history to reach 3,000 career points... Shares longest active consecutive double figure scoring streak (115 games) in Division I history with Lionel Simmons of La-Salle (1987-90)... Scored in double figures 129 times in 130 career games with 93 games of 20-plus points (school record)... 31 career 30-plus point games and 5 of at least 40 (both school records)... Scored at least 20 points in 82 of his final 100 collegiate games... Led all active D1 players in career scoring average, points, FGM, FGA, 3FGA, 2nd in 3FGM (443), FTM, 3rd FTA and 4th in 3FG/game... Only player in Big South history to score at least 500 points in all 4 years... Owns 49 school records... Went through NBA Draft process in 2017 and 2018... Owns Big South career 3-point FG record, 5th in D1 history... Had 5 career ESPN SportsCenter Top-10 plays (3 in '18-19)...

**2018-19:** Campbell's first men's basketball All-America selection at the Division I level (since '77-78)... Named third-team All-America by the US Basketball Writers Association and Honorable Mention All-America by the Associated Press... Chosen to College Insider's Lute Olson and Lou Henson (Mid-Major) All-America teams... Named to All-District 3 teams by the USBWA and NABC... Chosen MVP of West Team at the Reese's NABC All-Star Game at the Final Four... MVP of Portsmouth Invitational... Big South Player of the Year... 1st-team All-Conference... Big South all-tournament... Presented Howard Bagwell Award as Big South Conference's top male athlete in 2018-19... Nation's leading scorer (30.0), who also led country in total points (993) and 3-point FG attempts (389)... 3rd in 3FG/game (4.21) and 2nd in free throws made (246)... Scored at least 20 points 31 times in senior year, 15X at least 30, including 4 of 40 or more... 7X Big South player of the week... Lou Henson Award POTW (2X) and USBWA National Player of the Week (2/4)... Led Big South in ppg, 18th in rebounds (5.1), 9th FG% (.448), 14th assists (2.8), 2nd FT% (.869), 6th steals (1.5), 4th 3FG% (.357), 1st 3FGM (4.2), 1st minutes (36.6)... Averaged 30.7 ppg (1st) and hit 4.8 threes/game (1st) on 38% shooting beyond the arc (3rd), while shooting 89.6% from line (2nd) in Big South regular season... Had a streak of 34-consecutive free throws made (one shy of school record)... Game-high 32 points with 4 steals in NIT first round at UNC Greensboro (3/19), where he moved into third place on NCAA all-time scoring list in second half... 23 points, 4 assists, 0 turnovers in Big South semifinal vs. Gardner-Webb (3/8)... Scored 34 points (17-19 FT) with 7 rebounds and just 1 turnover in 40 minutes of Big South quarterfinal win over Hampton (3/7)... 30 points in Big South regular-season title-clinching win over Radford (3/2)... 32 points 4 assists, 4 steals in win at Upstate (2/27)... 41-point effort in win at Longwood (2/23) when he blocked potential game-tying shot at buzzer... Became 9th player in NCAA D1 history to reach 3,000 career points at Presbyterian (2/16), where he scored 28 points and set a school single-game record for most free throws without a miss (16-16)... Tallied season-high and Gore Arena record 48 points, when he set school records for free throws made (22) and attempted (24) in win over Hampton (2/13)... Scored 32 points (23 in 1st half) in win over USC Upstate (2/9)... 39-point outing (Gore Arena record 10 threes) with 5 assists in win over Longwood (2/2)... Hit 4th career buzzer-beater 3 (ESPN SportsCenter No.-1 play of the night) to cap comeback win Jan. 30 at Radford where he scored 28 of his 39 points in the 2nd half... Pulled down career-high 10 rebounds to go along with 14 points at Hampton (1/26) for 1st career double-double... Scored 26 points (6-11 3s) with season-high 6 assists and 0 turnovers in 39 minutes of win over Presbyterian (1/24)... Tallied 29 points, including game-winning 3, in comeback win at Charleston Southern (1/19), where he became the first player in Big South history to reach 500 points in 4-straight years and also scored in double digits for the 100th-straight game... Scored 17 of game-high 22 points (6-11 3FG) in 2nd half of win at Asheville (1/16)... Tallied 34 points (10-10 FTs) with season-high 6 assists vs. Winthrop (1/10)... 2nd half dunk through contact was 2nd SportsCenter Top-10 play of the year... Scored 20 of his game-high 27 points in 2nd half of win over Gardner-Webb (1/5), when he added 3 assists and 0 turnovers in 38 minutes... Had 36 points (20 in 2nd half) with 5 steals in win over Alabama State at St. Pete Shootout (12/22), where he was named to all-tournament team... Became Big South all-time scoring leader in 2nd half vs. Austin Peay (12/21) at St. Pete Shootout when he scored 30 points... Passed 2,500-point plateau on FT in 2nd half of win over Central Penn when he scored 28 points and matched season-high 8 rebounds in 28 minutes (12/13)... Season-high 45 points (16-28 FG, 9-19 3FG) + 8 boards at Georgetown, 2nd-highest scoring total in school D1 era... MVP

**Chris Clemons' Career Stats**

Year	GP	GS	Min	Avg	Total			3-Point			F-Throw			Rebounds							Pts	Avg			
					FG	FGA	Pct	FG	FGA	Pct	FT	FTA	Pct	Off	Def	Tot	Avg	PF	FO	Ast			TO	Blk	Stl
2015-16	30	29	965	32.2	186	439	.424	92	246	.374	92	109	.844	10	101	111	3.7	75	1	54	57	8	45	556	18.5
2016-17	36	35	1205	33.5	301	674	.447	118	333	.354	184	223	.825	18	149	167	4.6	69	0	92	100	18	70	904	25.1
2017-18	31	30	1055	34.0	233	515	.452	95	256	.371	211	245	.861	10	132	142	4.6	58	0	95	83	10	49	772	24.9
2018-19	33	33	1208	36.6	304	679	.448	139	389	.357	246	283	.869	25	142	167	5.1	63	1	94	84	11	49	993	30.1
<b>TOTAL</b>	<b>130</b>	<b>127</b>	<b>4433</b>	<b>34.1</b>	<b>1024</b>	<b>2307</b>	<b>.444</b>	<b>444</b>	<b>1224</b>	<b>.363</b>	<b>733</b>	<b>860</b>	<b>.852</b>	<b>63</b>	<b>524</b>	<b>587</b>	<b>4.5</b>	<b>265</b>	<b>2</b>	<b>335</b>	<b>324</b>	<b>47</b>	<b>213</b>	<b>3225</b>	<b>24.8</b>

# CAMPBELL UNIVERSITY ■ MEN'S BASKETBALL 2024-25

of Jamaica Classic Rose Hall Division... 34 points vs. Austin Peay, 27 vs. Florida A&M (11/16) in wins at Montego Bay... 2nd half dunk vs Austin Peay (11/18) picked 3rd on SportsCenter Top-10 plays... 26 points at Ohio (11/12) and at Abilene Christian (12/4)... 27 points (14-17 FT) vs. Coastal Carolina (11/9)... 44 points, 8 rebounds, 4 assists, 5 steals in OT win over UNCW (11/6)... Named Big South Conference preseason player of the year for second-straight time... Selected second team preseason Mid-Major All-American by NBCSports.com... Preseason Big South POTY by SB Nation Mid-Major Madness... Chosen 32nd-best player in the nation and 8th-best point guard by CBS Sports...

**2017-18:** 1st team Big South all-conference... NABC and USBWA All-District... Big South Conference preseason player of the year... Named to Lou Henson (Mid-Major) All-America team by CollegeInsider.com... Named Big South player of the week 3 times... 4th among national scoring leaders (24.9), 7th in free throws made (211), 8th in total points (772)... Missed 3 games due to injury... Big South scoring leader, 8th in assists (3.1), 3rd in FT% (.861), 1st 3FGM (3.1), 4th steals (1.6)... Had 35 points (23 in 2nd half) + 5 assists and 3 steals in CBI quarterfinal win over New Orleans (3/19)... 32 points (11-19 FG) in CBI 1st round win over Miami (Ohio) (3/14) when he broke school career scoring mark with 5:06 left in 1st half... 23 points + career-high tying 9 assists vs Presbyterian (2/24)... 24 of game-high 26 points came in 2nd half of win over Liberty (2/18)... Became 1st junior in Big South history to reach 2000 career points during 2nd half at Gardner-Webb (2/7), where he finished with 33 points in win... Matched career high with 9 rebounds at Winthrop (1/27)... Season-high 42 pts (school record for Big South regular season and road game) when he made career-high 10-14 3FG in win at Liberty (1/23)... Became 1st teammates (along with Marcus Burk) in NCAA D1 history to make 10 3FG in same game... Hit game-winning 3 with 0.3 seconds left and scored 22 vs. Radford (1/21) to earn second ESPN SportsCenter Top-10 in 9 days... 23 points (10-10 FTs) in win over Charleston Southern (1/18) when he broke school mark for career 20-point games... 28 points (11-12 FT) at Longwood (1/15)... Lou Henson Award National Mid-Major POTW Jan. 15... Hit game-winning 3 at buzzer and scored 25 in win over High Point (1/12)... Game-winning shot named to SportsCenter Top-10 Jan. 12... 28 points (8-13 FG, 10-11 FT) in win at Presbyterian (1/9)... 33 points (9-12 FG, 13-15 FT) in win over Winthrop (1/6)... 25 points at UNC Asheville (12/30)... Career-high 9 assists vs. Allen (12/22)... 28 points (10-10 FT) at Saint Louis (12/19)... 32-point outing in win over The Citadel (12/14)... School road game scoring record with 39 points (13-15 FTs) at Penn State...

**2016-17:** 1st-team All-Big South, All-Academic and All-Tournament team and 2nd team NABC All-District 3... Also named to SB Nation Mid-Major Madness All-Mid Major honorable mention... NCCSIA All-State first team... CIT all-tournament team pick... Big South Presidential Honor Roll member... Named Big South Player of the Year by HoopsHD.com... Went through NBA draft process and had workouts with the Boston Celtics and Denver Nuggets in May before withdrawing to return to CU... Ranked 2nd in the country in scoring (25.1), field goals made (301) and attempted (673) and 3-pointers attempted (332), 6th in 3-pointers made (118), 12th in 3-point FG/game (3.28), 16th in steals (70) and free throws made (184), 23rd in free throw attempts (223), 36th in steals per game (1.94)... Led Big South Conference in scoring and 3-pointers per game, 2nd in 3FG% (.354) and steals, 6th in FT% (.825), and FG% (.447), 13th in assists (2.6), 17th in rebounds (4.6)... Set school single-season points record (904), 2nd-highest in Big South history, and also broke marks for field goals made and attempted, 3-pointers made and attempted, and scoring average... Averaged 33.4 points in 7 post-season games, 35.0 in 4 Big South Championship games and 31.3 in 3 CIT contests... Scored 29 points in CIT quarterfinal vs. Furman (3/25)... Had 26 points, 6 reb., 3 asst and 4 steals in CIT 2nd rd win over UT Martin (3/20)... Broke own Gore Arena record with 39 points (career-high 13-16 FTs) in CIT 1st rd. win over Houston Baptist (3/14)... Set Big South tournament records for points (140), field goals (48) and 3FGM (20)... Tallied 29 points in Big South final at Winthrop (3/5)... 1st player in Big South tourney history with back-to-back 30-pt games after 33-point, 9-rebound, 4-assist performance in semifinal win over Radford (3/3)... Scored Big South and school record 51 points (18-32 FG, career-high 8-14 3s, 7-8 FT in Big South quarterfinal win over UNC Asheville (3/2)... Had 23 of CU's first 25 points in performance that matched Mike Daum (South Dakota State) for most scored in a D1 game in 2016-17... Scored 27 points (10-14 FG) with 8 rebounds, 4 assists and 3 steals in Big South 1st rd. win over Presbyterian (2/28)... Pulled down career-high 9 rebounds with 16 points, 4 steals vs. Radford (2/25)... Had 30 points (5-11 3s) with 4 steals at Charleston Southern (2/15)... Matched school record for points in a Big South road game with 36 - one shy of his career high - in win at Radford (1/26)... Tallied 29 points vs. High Point (1/19), when he scored his 1000th career point with 1:41 left in the game... Scored 28 points with career-high tying 5 assists in win at Gardner-Webb (1/11)... Scored then Campbell Gore Arena record 37 points (21 in 2nd half) when he made 13-24 shots, 8-9 from the line, vs. Charleston Southern (1/4). Mark was only 2 points shy of CU D1 era (since '77-78) single game record... Had 22 points (9-9 FT) with 7 rebounds, plus 4 assists and career-high 3 blocks in win over Stetson (12/22)... Named Big South player of the week Dec. 5 - after averaging 26 points, 4.5 rebounds and 3.5 assists in Holy City Hoops Classic... Scored 27 points in win at The Citadel (12/4)... Named Big South POTW Nov. 28 after averaging 23.5 points in 2 games...

**2015-16:** Big South Freshman of the Year... Big South all-conference 2nd team and All-Freshman team... Chosen first-team all-state by North Carolina Collegiate Sports Information Association... Named Big South freshman of the week 6 times... Led all Big South freshmen in scoring (18.5), ranking 4th overall... 7th-leading freshman scorer in the nation... 2nd in Big South in FT% (.844), 9th in steals (1.5), 1st in 3FGM/gm (3.07), 3rd in 3FG% (.374) and 10th in FG% (.424)... 21st nationally in 3s per game... Scored in double figures 29 times in 30 games... Set CU Division I era (since '77-78) freshman class scoring record (556), the 6th-highest mark in Campbell's senior college history (since '61-62)... 4th on Big South all-time frosh points list... His 2015-16 season numbers dot the CU Division I era record book, including fourth in points (556), 6th in scoring average (18.5), 7th in field goals (186), 2nd in field goals attempted (439), 4th in 3-pointers made (92), 2nd in 3s attempted (246), 8th in FT% (.844)... Had eleven 20-plus point outings with eight of 25 or more (2nd in BSC)... Scored 25 points in home finale vs. Winthrop (2/27) to average 27.5 in 2 games against the Big South regular season co-champ... Tallied 30 points on just 11 shots (10-11 FG, 4-5 3FG, 6-7 FT) in 22 minutes of win over Allen (2/16)... Shared team lead with 18 pts, plus season-high tying 4 assists in win at Presbyterian (2/13)... Tallied 24 points with game-high 7 rebounds in OT win over Gardner-Webb (2/11)... 26 points (6-12 3FG) vs. Charleston Southern (1/16)... Scored 30 points (26 in 2nd half, including 10-11 FTs) in win at Winthrop (12/31) to become 1st CU freshman to score 30 in a game twice in the school's Division I era (since '77-78)... Set school freshman class scoring record with 31 points (4-10 3s, 13-14 FT) while adding 8 rebounds in win over The Citadel (12/19) when he had 25 points in the second half alone... 1st career collegiate dunk at UNC Asheville (12/13)... Matched then season high with 26 points (6-11 3s) in win at Charlotte (12/9)... Had just 10 points, but hit two threes in last 0:46, including game-winner with 0:03 to play, in comeback win over VMI (11/30)... 16 points in win over 2-time defending Big South champ Coastal Carolina (11/28)... Scored 26 points (4-8 3FG, 6-6 FT) in 26 minutes of win at SIUE (11/24)... Snared 6 steals vs. Morgan State (11/21/15)...

**Prep/Personal:** Christopher Adam Clemons was a three-year letter winner and two-year starter at Millbrook High School... Scored 1230 points, 2nd-highest in school history... Two-time Cap-8 Conference player of the year... 3-time Cap-8 Academic All-Conference... Senior (2014-15): First-team all-state choice... 2015 All-District and District player of the year... Named Cap-8 co-player of the year after averaging 24.9 points, 4.2 assists, 3.8 rebounds and 2.2 steals per game... Led team to second-straight NCHSAA Final Four berth and a 26-3 record... Second on team in blocks (28) and had 34 dunks... Scored 30-plus points 10 times... Scored school-record 41-points vs. Knightdale in 3rd round of state playoffs, breaking own record of 40 points vs. Leesville Road... Scored 699 points, most in a season in school history... Named Most Outstanding player at HighSchoolOT.com Holiday Invitational... Featured on Jan. 23, 2015 SportsCenter Top-10 plays for dunk that he tossed off backboard and slammed... Junior (2013-14): Named Cap-8 Conference player of the year and to the 2014 4-A All-Eastern Regional team... Averaged 14 points, 4 assists, 3 steals... Named first-team all-district and all-metro... Won the 2014 Wake County Kappa Scholar Award and honored as a Coastal Federal Credit Union Scholar-Athlete of the Month by 99.9 FM The Fan...



## Campbell Basketball School

Since 1956, thousands of youth from across the United States and around the globe have flocked to Buies Creek, N.C. for the annual Campbell Basketball School.

The nation's oldest and largest summer basketball camp has been the summer home at some point in time for a virtual "Who's Who" among roundball luminaries.

Founded by Campbell head coach Fred McCall and the legendary Horace "Bones" McKinney, 125 boys attended the first camp in 1956. Over the next 50 years, the camp grew to accommodate as many as 2000 youngsters in a summer. At the time of its opening, the camp was the first of its kind to be held in North Carolina and one of the few in the United States.

Though the years, basketball immortals such as John Wooden, Bill Sharman, Dolph Schayes, Press and Pete Maravich, Michael Jordan and James Worthy have assisted in the camp. Hall of Famer Pete Maravich attended the camp without missing a year from age nine through 17. At least seven of the NBA's Top 50 Legends, including Nate "Tiny" Archibald, who spoke twice during the 2001 camp, have appeared at the School.

A further sampling of NBA players who have appeared at the camp include Jordan, Christian Laettner, Rick Fox, Vinny Del Negro, Rodney Rogers and Danny Ferry.

For more information about the 2023 Campbell Basketball Camp, contact the basketball office at (910) 893-1335 or visit [CamelBasketball-Camps.com](http://CamelBasketball-Camps.com).

## The Wizard and "The Creek"

Not only did Coach Wooden lead his UCLA teams to a 620-147 won-lost record, he also spent much of his free time teaching the game to young players nationwide. For many years in the 1960s and 1970s, Coach Wooden would travel to Buies Creek to teach and lecture at the Campbell Basketball School.

As a college basketball coach, few could rival the accomplishments of John Robert Wooden. In 27 years as head coach at UCLA, Wooden led his teams to an unprecedented 10 NCAA National Championships, including seven-consecutive titles from 1966-73. Included in that string is one of the most amazing win streaks in all of sport – 38 straight NCAA Tournament victories.


From 1970-74, Coach Wooden's teams won an NCAA-record 88-straight games, and in 1972, he was inducted into the National Basketball Hall of Fame, becoming the first and only person inducted to the Hall as a player and coach.

"The Wizard of Westwood" is the only college coach to compile four undefeated seasons of 30-0 and his Bruins captured 16 conference championships.

Among the many awards bestowed upon Coach Wooden are the 1970 Sporting News Sportsman of the Year and the 1973 Sports Illustrated Sportsman of the Year. He was presented an Honorary Doctor of Humanities degree from Campbell in 1973.

Born Oct. 14, 1910 in Martinsville, Ind., Wooden earned All-America honors at Purdue University in 1930, '31 and '32. He led the Boilermakers to the national championship in 1932 when he was named College Basketball Player of the Year. Coach Wooden passed away June 4, 2010 at the age of 99.

Through the course of his career, Coach Wooden summarized key points in his philosophy of basketball and life through the Pyramid of Success.



"Pistol" Pete Maravich in 1971



Michael Jordan at the 1983 camp



John Wooden visits with campers

## Fred McCall: Actions Louder Than Words

The following article appeared in the News & Observer on June 12, 1994, one day before Fred McCall was inducted into the North Carolina Sports Hall of Fame. Coach McCall passed away on Mar. 28, 2008.

By Steve Politi

Ask Fred McCall a question about his accomplishments in basketball and he'll answer only begrudgingly. "I'm not bragging," McCall will usually say after he responds. "I'm just telling you the facts."

The facts point to a career that's touched the lives of thousands of budding basketball stars. McCall helped develop the Campbell Basketball Camp, one of the first and largest in the nation. He served as basketball coach and athletics director at Campbell University.

In addition, he invented and patented the McCall Rebounder, a device that helps players learn rebounding fundamentals.

It's a career worth bragging about, but McCall won't.

"That's what took him so long to get in the Hall of Fame," said Horace "Bones" McKinney, a Hall member who will introduce McCall at the June 13 banquet. "Everything he did, he will tell you that somebody else did it."

His peers, however, will do some bragging for him.

"Fred McCall is one of the finest men I have ever known," said John Wooden, former UCLA basketball coach and winner of 10 NCAA titles. "He's a wonderful person in every respect."

Wooden is one of the many college coaches who taught clinics at the Campbell camp, which McCall and McKinney – then coach at Wake Forest – founded in 1956.

That year, 125 youths attended the camp. But word soon got out, and when big names like Bob Cousy and Wooden began to show up, the number soared to 1,500 during the two one-week sessions.

"People were hungry for basketball then," McKinney said. "And we were the first camp – all of the others came after us. And hey, we were cheap."

For \$25 young stars could learn basketball with the best. "The kids enjoyed it," McCall remembered. "The food was good, the housing was good. A crowd attracts a crowd, and they had wonderful instructors."

While serving as camp director, McCall was coaching the Campbell basketball team. He compiled a 221-104 record as coach, winning five championships at the junior college level.

"You didn't worry about the percentages," he said. "You just took more shots than the other team and made more goals. They say defense wins. I have never seen a defense put the ball through the hoop."

His teams missed a lot of shots, and McCall quickly found that good rebounding was a key to success. That's why he developed a rebounding machine to help strengthen a player's ability to snatch down a ball off the boards.

"I used it when I was coaching at Wake Forest," McKinney said. "He tried to get me to go in with him, and I told him, 'Fred, you're just wasting your time.' That's what Roebuck said to Sears."



McCall developed the Rebounder and sold the patent. The machine became an instant success.

"It's not only known nationally," McKinney said. "The Rebounder in every gym across the world was developed by Fred McCall."

The machine looks like a large wire basket sitting on top of a pole. It adjusts for the height and stretch of the player, and helps improve his reflexes and strength.

"It definitely has been helpful," Wooden said. "Basketball coaches are always concerned with rebounding. Most believe if you can control rebounding, you can control the game."

McCall's daughters recently gave their father a box filled with memorabilia, much of it from his coaching career at Campbell. "I had never kept a thing," he said.

Some of the pictures dated back to his college days at Lenoir-Rhyne, where McCall was a three-sport star. After he graduated, McCall started a baseball career in the minor leagues, playing on the same team as New York Giant great Bobby Thomson.

McCall and his wife, Pearl, moved to Buies Creek in 1952. At Campbell, McCall has gone from coach and teacher to athletics director to administrator to executive vice president. He retired in 1986. His contributions to Campbell weren't overlooked by his peers – they named a building for him in 1973.

Still, McCall doesn't consider the Rebounder his greatest accomplishment. Or the Campbell camp. Or his coaching record.

"It's staying here at Campbell University, rearing a family of three and (having) and nice, nice wife."

And that's something he's willing to brag about.

Reprinted with permission of The News & Observer of Raleigh, North Carolina.

## Media Information / On the Air

### Press Credentials

Media members are encouraged to notify the Campbell Athletics Communications office as far in advance of their intentions of covering Fighting Camel Basketball. Press credentials are limited to working members of the print and electronic media. Photo credentials are issued to only working photographers and videographers. Photographers are restricted to the baselines and may use natural light only. Please contact the Media Services office regarding the use of strobe units. Flash units are not allowed at Gore Arena.

Direct all media requests to:

**Davis Dupree, Associate Dir. for Communications**  
**P.O. Box 10**  
**Buies Creek, NC 27506**  
**910.814.7467 (mobile)**  
**dupree@campbell.edu**



Requests may be sent via email to Davis Dupree.

All media credentials will be left at the ticket will call window of the John W. Pope Jr. Convocation Center / Gilbert Craig Gore Arena.

### Interview Policies

The Campbell Athletics Communications office will attempt to arrange all reasonable requests for interviews with Fighting Camel head coach Kevin McGeehan and the team members. With respect to practice, study and personal time, a few guidelines should be followed.

**Player Interviews:** All interview requests with Campbell basketball players must be arranged through the Athletics Communications office. Players are generally available for interviews prior to and immediately following practice sessions, but contact should be arranged through Davis Dupree.

If a media member desires to arrange a telephone interview, the player will be given a telephone number to contact that individual in a reasonable response period, either before or after practice.

**Post Game Interviews:** Following each home game, the visiting head coach and any requested players will be brought to the media work room after a 10-minute cool down period. Campbell head coach Kevin McGeehan and two players will follow in the interview room. The Campbell locker room is closed to all individuals with the exception of authorized team or university personnel.

**Road Interviews:** Interviews with Coach McGeehan or team members away from campus or contact outside of playing sites must be arranged through the Athletics Communications office. Every attempt will be made by Campbell personnel to satisfy the interview request within reason. Generally, interviews will not be granted following the team's practice session on the day of a game.

**Head Coach Interviews:** Requests for interviews with Fighting Camel head coach Kevin McGeehan should be made through associate director for communications Davis Dupree at 919-924-9793 (cell) or through the men's basketball office at 910-893-1335.

### Home Game Services

Working press facilities and wireless internet access are available at courtside in Gore Arena and in the media work room of the John W. Pope Jr. Convocation Center. Telephone lines are available upon request. The Athletics Communications department will provide a pre-game snack to working media members in the media work room.

A full NCAA boxscore and play-by-play sheets will be distributed following the completion of each game. Live in-game stats are also available via GoCamels.com.

### Broadcasts

Announcer positions for radio broadcasts of Fighting Camel basketball games are located courtside along press row in Gore Arena. Under reciprocal agreements, the official designated originating station or network of the visiting team is allowed to originate radio broadcasts without charge. Official stations must contact Chris Hemeyer at 910-893-1822 for information and fees.

### CAA Media Services

Throughout the basketball season, the CAA staff will provide updated statistics daily for each conference team, plus a weekly release, to the media through the CAA website at CAASports.com.

### GoCamels.com

The Athletics Communications office updates and maintains the Athletics pages for each of Campbell's 21 varsity sports on the University web site. Media guides, game stories, player and coach bios, schedules, statistics, results, boxscores as well as live stats may be found on the web site.

### Campbell Men's Basketball on Social Media

Twitter (X)	@GoCamelsMBB
Facebook	Facebook.com/GoCamelsMBB
Instagram	gocamelsmbb

### Campbell Men's Basketball On the Air

FloSports is the place to watch every Men's Basketball home and all CAA away games. A subscription is required, head to [www.FloSports.com](http://www.FloSports.com) for more information.


Every Campbell Men's Basketball game will air live for free on The Varsity Network App and through GoCamels.com and The Fighting Camels App. Lendl Suggs and Chris Hemeyer will bring you the play-by-play for every home and away game. The Bojangles Countdown to Tip-Off begins 15 minutes before the start of every game.

### The "Voice of the Camels"

Assistant Athletics Director of Broadcasting and Digital Media Chris Hemeyer is in his 12th season as the voice of Fighting Camel Football and Men's Basketball.

Hemeyer has been the Voice of the Camels for over a decade now, bringing you play-by-play for nearly every Campbell sport. He has exceeded numerous additional events on campus and throughout the region.

Hemeyer joined the Fighting Camel staff from Kinston, NC, where he was Director of Broadcasting and Public Relations for the Kinston Indians, the Cleveland Indians Minor League affiliate.



In addition to Hemeyer's play-by-play work with the Indians, he also spent three seasons as the play-by-play voice for the first half of the East Carolina University baseball season. Hemeyer's basketball play-by-play experience includes fill-in work for East Carolina men's broadcasts.

His football experience includes television sideline reporting for East Carolina football games on MASN and Comcast Sports Southeast. In 2010, Hemeyer hosted a post-game call-in show and weekly talk show for East Carolina football. From 2006-10, Hemeyer was the voice of high school football in Craven County, calling multiple state championship games.

Hemeyer is a graduate of the University of Missouri and a native of Columbia, Missouri.

Fighting Camels Broadcast Roster




**0** Gediminas Mokšeckas  
6-4 | Gr.  
Vilnius, Lithuania



**1** Tasos Cook  
6-2 | Sr.  
Columbus, Ohio




**2** Colby Duggan  
6-7 | So.  
Monson, Mass.




**4** Broc Bidwell  
6-0 | R-Jr.  
Cumming, Ga.



**5** Elijah Walsh  
6-5 | Jr.  
Leeds, England



**6** Bragi Gudmundsson  
6-5 | So.  
Grindavik, Iceland



**7** Cam Gregory  
6-5 | Jr.  
Accokeek, Md.



**10** Jacob Lawton  
5-6 | Fr.  
Raleigh, N.C.



**11** Omar Harris  
6-3 | Jr.  
Plymouth, N.C.




**12** Israel Yaw  
6-9 | Jr.  
Georgetown, Guyana



**13** Jasin Sinani  
6-3 | Sr.  
Oak Creek, Wis.




**14** Caleb Zurliene  
6-8 | Gr.  
Aviston, Ill.



**15** Terren Frank  
6-8 | Gr.  
Los Angeles, Calif.



**21** Nolan Dorsey  
6-5 | Gr.  
Knightdale, N.C.



**23** Eric Van Der Heijden  
6-9 | Sr.  
Raleigh, N.C.



**24** Wesley Johnson  
7-0 | Jr.  
Raleigh, N.C.



**Kevin McGeehan**  
Head Coach  
Gettysburg, '95



**Chris Long**  
Associate Head Coach  
Elon, '11



**Emmanuel Matey**  
Assistant Coach  
Gannon, '17



**Kevin Grek**  
Assistant Coach  
Kean, '17



**Brett Carey**  
Assistant Coach  
UNCA, '01



**Luchi Gomez-Joseph**  
Player Development  
USF, '21