



CAMPBELL

MEN'S BASKETBALL

MAR. 19, 2019 | 7:00 P.M. | GREENSBORO, N.C. | GREENSBORO COLISEUM (7,617)

FIGHTING CAMELS SCHEDULE

NOVEMBER (4-3)

6	UNC WILMINGTON	W 97-93 (OT)
9	COASTAL CAROLINA	L 75-85
12	at Ohio #	L 73-81
16	Florida A&M # (CBSSportsNet)	W 66-59
18	Austin Peay # (CBSSportsNet)	W 78-72
24	at Georgetown # (NBC Sports)	L 85-93
29	TRINITY BAPTIST	W 79-29

DECEMBER (2-4)

4	at Abilene Christian	L 68-83
13	CENTRAL PENN	W 100-53
18	THE CITADEL	L 76-82
21	Austin Peay %	L 75-88
22	Alabama State %	W 70-69
29	at Miami	L 62-73

JANUARY (6-2)

2	ALLEN	W 95-48
5	GARDNER-WEBB *	W 72-61
10	WINTHROP * (ESPNU)	L 86-90
16	at UNC Asheville *	W 70-53
19	at Charleston Southern *	W 73-72
24	PRESBYTERIAN *	W 77-73
26	at Hampton *	L 58-64
30	at Radford *	W 68-67

FEBRUARY (6-2)

2	LONGWOOD *	W 83-62
7	at High Point *	L 56-57
9	USC UPSTATE *	W 82-66
13	HAMPTON *	W 87-84
16	at Presbyterian *	L 71-76
21	HIGH POINT * (ESPNU)	W 61-48
23	at Longwood *	W 74-72
27	at USC Upstate *	W 85-73

MARCH (2-1)

2	RADFORD *	W 64-62
7	HAMPTON \$	W 86-77
8	GARDNER-WEBB \$	L 74-79
19	at UNC Greensboro ^ (ESPN3)	7:00

Jamaica Classic (Nov. 16-18 at Montego Bay)

% St. Pete Shootout (St. Petersburg, Fla.)

* Big South opponent

\$ Big South Championship (Buies Creek, N.C.)

^ National Invitation Tournament (NIT)



CAMPBELL
CAMELS
20-12

VS

UNCG
SPARTANS
28-6



WATCH

Watch ESPN3
Play-by-Play Evan Lepler
Analyst Stan Lewter

THE SERIES

Overall UNCG 6-5
at Buies Creek 0-0
at Greensboro GWU 10-4
McGeehan vs. UNCG 0-0

The UNC Greensboro Series

1/17/91	@ Buies Creek (CG)	W 88-67
12/10/91	@ Greensboro	W 53-51
2/8/92	@ Buies Creek (CG)	W 69-52
12/5/92	@ Fayetteville (CCCC)	W 72-54
1/23/93	@ Greensboro	L 75-77 (OT)
1/8/94	@ Buies Creek (CG)	W 68-58
2/24/94	@ Greensboro	L 58-71
12/3/94	@ Fayetteville (CCCC)	L 52-72
12/2/95	@ Greensboro	L 60-69
11/25/03	@ Buies Creek (CG)	L 66-78
12/9/03	@ Greensboro	L 61-79
3/19/19	@ Greensboro (Coliseum)	7:00

CAMELS OPEN NIT AT UNCG

Big South Conference regular season champion Campbell University will head to Greensboro on Tuesday to meet UNCG in the first round of the National Invitation Tournament.

Tip-off is set for 7 p.m. at the Greensboro Coliseum and the game will air on ESPN3. Tickets are available through UNGGSPartans.com.

Tuesday's winner will advance to meet the winner of the Lipscomb at Davidson match up in the second round.

Campbell is one of 32 teams in the single-elimination event that culminates with the semifinals

CAMPBELL FIGHTING CAMELS (probable starters in BOLD)

No.	Name	Pos.	Ht.	Cl.	PPG	RPG	Notable
0	Trey Spencer	G	6-4	Jr.	4.3	1.8	1.0 apg; Season-high 15 pts vs Austin Peay (12/21)
1	Ricky Clemons	G	6-2	Fr.	2.7	1.0	Invited walk-on; 5 pt vs Trinity Baptist; 3 GP
2	Ja'Cor Nelson	G	6-3	So.	6.8	3.5	1.4 spg (8th BSC); 17 pts at USC Upstate (2/27)
3	Chris Clemons	G	5-9	Sr.	30.0	5.1	1st NCAA ppg, Season-hi 48 pt vs Hampton (2/13)
4	Noah Saunders	G-F	6-4	Jr.	1.8	1.4	14 GP; 7 pts, 6 reb vs Allen
5	Austin Burnette	F	6-7	So.-R	0.0	4.0	4 reb vs Trinity Baptist; 1 GP; DNP-INJ in '17-18
10	Milos Stajcic	C-F	6-10	Fr.	1.2	0.5	12 GP; Season-high 5 pts at Longwood (2/23)
11	Jordan Whitfield	G	6-1	So.	4.8	2.0	Career-high 13 pt + 4 asst vs Hampton (3/7)
12	Jon Ander Cuadra	F	6-8	Sr.	3.6	2.4	5 GP; Career-high 8 reb, 11 pts vs Central Penn
13	Billy Phenicie	G	6-3	So.	1.5	0.0	2 GP; Walk-on from The Woodlands, Texas
15	LaDarius Knight	G-F	6-5	Fr.	-	-	Red-shirt candidate; 3-time Alabama all-state in HS
20	Dan Gross	G	6-2	Fr.	0.7	0.7	3 GP; Invited walk-on
21	Brooks Cluxton	F	6-8	So.	2.3	2.1	22 GP; 8 pts, 9 reb vs Allen
22	Cory Gensler	G	6-4	Jr.	8.7	4.1	Career-hi 25 pts vs Austin Peay; 20 vs. G-W (3/8)
24	Isaac Chatman	F	6-6	Fr.	7.1	4.2	40 charges taken; 18 pts, 9 reb vs Gardner-Webb
25	Andrew Eudy	C-F	6-7	Sr.	11.9	6.8	6th BSC apg (3.6); 21 pt, 14 reb vs Hampton (3/7)

UNCG SPARTANS (probable starters)

No.	Name	Pos.	Ht.	Cl.	PPG	RPG	Notable
1	Isaiah Miller	G	6-0	So.	14.8	4.5	SoCon Defensive POTY; 3rd NCAA spg (2.97)
10	Francis Alonso	G	6-3	Sr.	17.1	2.3	1st-team All-SoCon; 16th NCAA FT% (.882)
11	Demetrius Troy	G	6-0	Sr.	7.9	2.8	4.0 apg (4th SoCon), .800 FT%
14	Kyrin Galloway	F	6-8	Jr.	9.7	4.2	51-130 3FG (.392), 1.0 bpg (8th SoCon)
21	James Dickey III	F	6-10	Jr.	7.8	8.2	3rd-team All-SoCon; 1.96 bpg (3rd SoCon)

LISTEN / FOLLOW

Listen 88.3 FM / GoCamels.com
Play-by-Play Chris Hemeyer
Analyst Jay Sonnhalter
Live Stats GoCamels.com
Twitter @GoCamelsMBB

THE COACHES

Campbell Kevin McGeehan (Gettysburg, '95)
Record at CU 91-106 (6th year)
UNCG Wes Miller (North Carolina, '07)
Record at UNCG/Career 140-116 (8) / Same

and final Apr. 2-4 at Madison Square Garden in New York City.

Second round games will be played between Mar. 21 and 25, while the quarterfinals are scheduled for Mar. 26-27. All 31 games in the NIT will be televised on the ESPN family of networks.

The Camels (20-12, 12-4 Big South) and Radford were tied atop the Big South regular season standings, but Campbell earned the top seed for the conference tournament and NIT qualification after sweeping the season series from the defending league champion.

UNCG (28-6, 15-3) was the Southern Conference runner-up and leads the 32-team field with 28 victories.

Campbell is making its third-straight post-season appearance after reaching the 2017 CIT quarterfinals and 2018 CBI semifinal.

UNCG is making a fourth-straight post-season trip and its second NIT appearance in three years.



SOUTH

2018-19 STANDINGS

School	BSC	All
1. Campbell #	12-4	20-12
2. Radford	12-4	22-11
3. Winthrop	10-6	18-12
4. Gardner-Webb \$	10-6	23-11
5. High Point	9-7	16-15
6. Charleston Southern	9-7	17-15
7. Presbyterian	9-7	18-15
8. Hampton	9-7	15-16
9. Longwood	5-11	15-17
10. UNC Asheville	2-14	4-27
11. USC Upstate	1-15	6-26

Big South Championship seeds numbered
regular season champ; \$ tournament champ

BIG SOUTH SCHEDULE

Friday, March 8

Big South Semifinals (at Buies Creek, NC)

Radford 63, Charleston Southern 54

Gardner-Webb 79, Campbell 74

Sunday, March 10

Big South Championship (at Radford, Va.)

Gardner-Webb 76, Radford 65

Tuesday, March 19

Campbell at UNCG (7:00) (ESPN3) (NIT)

Wednesday, March 20

Southern Miss at Longwood (7:00) (CBI)

Presbyterian at Seattle (CIT)

Thursday, March 21

Florida Atlantic at Charleston Southern (7:00) (CIT)

St. Francis (NY) at Hampton (7:00) (CIT)

Friday, March 22

Gardner-Webb vs. Virginia (3:10) (NCAA) (Columbia, SC)



BIG SOUTH CONFERENCE 2018-19 PRESEASON POLL

#	Team	Points
1.	Radford (28)	357
2.	Winthrop (2)	280
3.	Hampton (2)	253
4.	Campbell	239
5.	Charleston Southern	231
6.	Gardner-Webb (1)	230
7.	High Point	192
8.	UNC Asheville	151
9.	Presbyterian	104
10.	Longwood	77
11.	USC Upstate	64

(First-place votes in parentheses)

▼ Not only will Campbell make its NIT debut Tuesday, but Mar. 19 also marks 27 years (to the day) that the Camels faced top-ranked and eventual national champion Duke (Mar. 19, 1992) in the NCAA East Regional first round at the Greensboro Coliseum. Mark Mocnik led the Camels with 29 points (including 7 threes), but Christian Laettner (22 points), Bobby Hurley (10 points, 10 assists) and the very deep Blue Devils (freshman Grant Hill had 5 points in 22 minutes off the bench) won 82-56.

▼ Top-seeded Campbell defeated Hampton 86-77 in the Big South quarterfinal round at Buies Creek before falling to fourth-seeded and eventual champion Gardner-Webb 79-74 in the semifinals.

▼ Second-seeded UNCG defeated 7th seed Samford 77-70 in the Southern Conference quarterfinal at Asheville, N.C., and third-seeded Furman 66-62 in the semifinal round. The Spartans fell to top-seeded and 20th-ranked Wofford 70-58 in the SoCon championship game.

▼ Under the direction of Big South coach of the year Kevin McGeehan and led by league player of the year Chris Clemons, the Camels have won 57 games over the past 3 seasons - the most in a three-year span since Campbell joined NCAA Division I in 1977-78.

▼ Campbell's 12 league wins are the team's most in conference play since the Camels re-joined the Big South in 2011-12 and the highest total since the 2010 team finished 14-6 to share the regular season title in the Atlantic Sun.

▼ Campbell finished the year 12-4 at home, 8-2 vs. Big South opponents (7-1 regular season) at Gore Arena, and set a new all-time attendance record by averaging 2,196 per game (3,095 seating capacity).

▼ The nation's leading scorer (30.0), **Chris Clemons** moved by Doug McDermott of Creighton (3150 from 2010-14) and Alphonso Ford of Mississippi Valley State (3,165 from 1989-93) on Mar. 7 into 4th place on the NCAA Division I all-time scoring list. He has extended his double-figure scoring streak to 114 games, the longest among all active players and 2nd-best in D1 history behind La Salle's Lionel Simmons (115 from 1987-90).

▼ Clemons enters Tuesday's NIT first round game at UNCG 24 points shy of Simmons (3217 from 1986-90), who ranks 3rd on the all-time D1 scoring list.

CAMPBELL VS. UNCG NOTES

▼ The NIT first round match up features one of the country's best teams in forcing turnovers (UNCG) against one of the nation's best in limiting miscues. UNCG enters the game 5th in the nation in turnover margin (+4.9), 9th in turnovers forced (16.7 per game) and 10th in steals (8.9) per game. Campbell ranks 10th nationally in fewest turnovers (325), 11th in turnovers per game (10.2), 14th in assist-turnover ratio (1.44) and 22nd in turnover margin (+3.4).

▼ Tuesday's contest will be the first played between Campbell and UNCG in men's basketball since Dec. 2003. UNCG leads the series by a 6-5 margin.

▼ Campbell and UNCG were once rivals in the Big South Conference before the Camels left the league in 1994 for the Atlantic Sun (where they spent 17 years before returning in 2011-12). UNCG departed the Big South for the Southern Conference in 1997-98.

▼ Under the direction of head coach Kevin McGeehan, Campbell is 8-4 vs. Southern Conference members over the last six years. CU fell to The Citadel 82-76 on Dec. 18 in the only matchup between the Camels and a SoCon program this year.

▼ Campbell owns a 4-2 record in post-season tournaments over the last two years, going 2-1 in both 2017 (CIT) and 2018 (CBI).

▼ UNCG won the 2018 SoCon title and dropped a 68-64 decision to 4-seed Gonzaga in the NCAA tournament first round.

▼ UNCG made its initial NIT appearance in 2017 and fell at Syracuse in the opening round.

▼ The Spartans have won 25, 27 and 28 games over the last three seasons. Over the last 3 years, only Duke (86) and North Carolina (85) have won more games among Division I schools in North Carolina.

▼ UNCG's 28 wins are a new school record, one more than last year's mark of 27.

▼ The Spartans are 14-1 at home this year with their only loss coming to eventual SoCon champ Wofford (72-43) on Jan. 10. Campbell is 5-7 in true road games, but finished 5-3 against Big South opponents away from home.

CLEMONS, MCGEEHAN, EUDY, GENSLER EARN LEAGUE HONORS

▼ Chris Clemons was named Big South Conference men's basketball player of the year, while Kevin McGeehan was selected coach of the year by league head coaches and media members. Clemons was also named first-team all-conference, Andrew Eudy was a second-team all-league recipient and Cory Gensler was named to the Big South all-academic team.

▼ McGeehan earned coach of the year recognition after guiding Campbell to its first top seed in a conference tournament since the Big South's inaugural event was held in 1986. Over the last three seasons, the Camels have won 57 games - the most in a three-year span since Campbell joined the Division I ranks in 1977-78. Under McGeehan's guidance, the Camels have posted winning records in three consecutive seasons for the first time in Division I era and CU's 12 Big South victories stand as the most in conference play since the 2010 club finished 14-6 in the A-Sun. McGeehan is the first Campbell coach to earn his league's top honor since 2010.

▼ The nation's leading scorer, Clemons is averaging 30.0 points and ranks 2nd in the country in free throws made (240) and 3rd in 3-point field goals per game (4.22).

▼ Clemons has a total 14 games of 30-plus points this year, including a season-high 48 vs. Hampton on Feb. 13. He scored more than 40 points against UNC Wilmington (44), Georgetown (45) and Longwood (41).

▼ He is the Big South Conference all-time leader in points (3,193), field goals (1013), 3-point field goals (440), free throws (727) and scoring average (24.8). Twice named Big South preseason player of the year (2017, 2018), Clemons earned all-league honors for the fourth-straight season, including 3 first-team awards. The 2016 Big South Freshman of the Year owns 49 school records.

▼ He was chosen as Big South player of the week seven times during the 2018-19 campaign.

▼ Clemons is Campbell's first league player of the year honoree since Joe Spinks was selected as the Big South's top performer in 1994.



CAMELS IN '18-19 / CAREER

Double-Figure Points	'18-19	Career
Isaac Chatman	5	5
Chris Clemons	32	128
Jon Ander Cuadra	1	3
Andrew Eudy	21	36
Cory Gensler	9	33
Ja'Cor Nelson	8	8
Trey Spencer	5	5
Jordan Whitfield	6	8

Double-Figure Rebounds	'18-19	Career
Chris Clemons	1	1
Brooks Cluxton	-	1
Andrew Eudy	7	12
Cory Gensler	-	2

Double-Figure Assists	'18-19	Career
	-	

Double-Doubles	'18-19	Career
Chris Clemons	1	1
Andrew Eudy	7	8
Cory Gensler	-	1

Dunks	'18-19	Career
Isaac Chatman	6	6
Chris Clemons	14	64
Brooks Cluxton	-	1
Andrew Eudy	3	25
Cory Gensler	-	2
Ja'Cor Nelson	10	16
Noah Saunders	1	1

BIG SOUTH PRESEASON

ALL-CONFERENCE TEAMS

First Team

Chris Clemons, Campbell, Sr., G
Ed Polite, Jr., Radford, Sr., F
Christian Keeling, Charleston So., Jr., G
David Efanayi, Gardner-Webb, Sr.-R, G
Jermaine Marrow, Hampton, Jr., G

Second Team

Carlík Jones, Radford, So.-R, G
Jahaad Proctor, High Point, Jr.-R, G
Josh Ferguson, Winthrop, Jr., F
Isaiah Walton, Longwood, Sr.-R, G
Deion Holmes, USC Upstate, Sr., G

Preseason Player of the Year: Chris Clemons

BIG SOUTH CONFERENCE

CAREER SCORING LEADERS

1. Chris Clemons (Campbell, 2015-present).....	3193
2. Reggie Williams (VMI, 2004-08).....	2556
3. John Brown (High Point, 2012-16).....	2229
4. Larry Blair (Liberty, 2003-07).....	2211
5. Tony Dunkin (Coastal Carolina, 1989-93).....	2151
6. Stan Okoye (VMI, 2009-13).....	2146
7. Nick Barbour (High Point, 2008-12).....	2121
8. Keon Johnson (Winthrop, 2013-17).....	2076
9. Arizona Reid (High Point, 2004-08).....	2069
10. Chavis Holmes (VMI, 2005-09).....	2065

PRONUNCIATIONS

#2 Ja'Cor Nelson.....	juh-CORE
#10 Milos Stajcic.....	ME-lowsh STA-H-chitch
#12 Jon Ander Cuadra.....	KWAH-druh
#13 Billy Phenicie.....	FIN-uh-see
#15 LaDarius Knight.....	luh-DARE-ee-us
#22 Cory Gensler.....	GENS-ler ("hard" G)
#25 Andrew Eudy.....	YOU-dee
HC Kevin McGeehan.....	Mc-GEE-in ("hard" G)

▼ The school's career blocked shots record holder (198), Eudy is 22nd on all-time Campbell Division I era scoring list (923), while ranking in the top-10 in rebounds, offensive rebounds, and 11th in assists. He has started all but one game over last three years (102 total). This year, Eudy ranks second in the Big South in blocks (1.4), 3rd in offensive boards (2.1), 4th in assist-turnover ratio (1.9), 6th in rebounds (6.8), 6th in assists (3.6) and 20th in scoring (11.9).

▼ Eudy scored a career-high 30 points in Campbell's Jan. 24 win over Presbyterian and has recorded seven double-doubles. He leads the team in assists, blocks and rebounds, while shooting 51.3 percent from the floor, 42.5 percent (31-73) from 3-point range and 86.3 percent (63-73) from the line. Eudy capped his regular season with a 19-point (8-8 FT) 3-block effort last Saturday in a 64-62 win over Radford that clinched the top seed in the Big South tournament. He had 21 points and 14 boards in CU's Big South quarterfinal win over Hampton.

▼ Gensler represented the Camels on the Big South all-academic team for the second-straight year. A junior from Cary, N.C., he owns a 3.764 grade-point average as a business administration major. On the floor, Gensler is Campbell's third-leading scorer (8.7), has started 31 games, and committed only 21 total turnovers while playing an average of 31.5 minutes. He scored 20 points (4-6 threes) vs. Gardner-Webb in the Big South semifinal.

CLEMONS NAMED ALL-AMERICAN

▼ Senior guard **Chris Clemons (Raleigh, N.C.)** was named 3rd-team All-American by the U.S. Basketball Writers Association (USBWA) - marking the first full All-American honor for a Camel player since the program moved to the Division I level in 1977-78.

▼ **Clemons owns the nation's longest active double-figure scoring streak (114 games)** - 2nd-longest in NCAA D1 history - and has hit double-digits 128 times in 129 career games. He has scored at least 20 points in a game a school-record 92 times (old record of 48 set by Jonathan Rodriguez in 2006-10). Clemons already has surpassed the 30-point barrier a school career record 30 times and is the only player in Campbell's D1 history to score more than 40 points (5 times) in a game.

▼ Clemons owns the top two scoring games (51 vs. Asheville Mar. 2, 2017, 48 vs. Hampton Feb. 13) in Big South history and 4 of the top 5 single-contest outings since the league began men's basketball competition in 1985-86.

▼ Clemons stands 1st on the active (4th all-time) NCAA Division I all-time points list (3,193 in 129 games), ahead of South Dakota State's Mike Daum (3,042 in 134). Clemons enters Tuesday's NIT first round game 24 points shy of La Salle's Lionel Simmons (3217 from 1986-90), who is in 3rd place on the all-time list.

▼ The Big South's career leader in points, field goals (1013) and free throws (727), Clemons set the league mark for three-pointers made during Campbell's win over Hampton (Feb. 13) and now has 440 triples in his tenure.

▼ Clemons is 5th on the all-time NCAA list for 3-point FG made (440), 10 behind 4th place David Holston of Chicago State (450 from 2005-09).

▼ He has made 65 of his last 69 free throws. He made 34-straight from the line - 2nd-best in school history - before missing his first attempt Feb. 27 at USC Upstate (record 35-straight FTs set by Trey Freeman in 2011-12).

▼ On the day that he became the 9th player in NCAA history to reach 3,000 career points, Clemons also set a school single-game record for most free throws made without a miss (16), Feb. 16 at Presbyterian.

▼ Clemons scored a season-high and Gore Arena record 48 points in CU's win over Hampton (Feb. 13), when he broke game records for free throws made (22) and attempted (24).

▼ Clemons owns each of CU's class records for points in a season. He broke the senior class record set by 1987 Big South player of the year Clarence Grier (739) during the Hampton game on Feb. 13.

▼ In the first half of Campbell's win at Charleston Southern (Jan. 19), Clemons became the first player

2019 BIG SOUTH ALL-CONFERENCE TEAMS

Player of the Year

Chris Clemons, G, Sr., Campbell

Freshman of the Year

Adam Flagler, G, Presbyterian

Defensive Player of the Year

Ed Polite Jr., F, Sr., Radford

Coach of the Year

Kevin McGeehan, Campbell

Scholar-Athlete of the Year

Jahaad Proctor, G, R-Jr., High Point

First-Team All-Conference

Chris Clemons, G, Sr., Campbell

Ed Polite Jr., F, Sr., Radford

Jermaine Marrow, G, Jr., Hampton

Carlík Jones, G, R-Soph., Radford

Christian Keeling, G, Jr., Charleston Southern

Second-Team All-Conference

David Efanayi, G, R-Sr., Gardner-Webb

Jahaad Proctor, G, R-Jr., High Point

Nych Smith, G, Sr., Winthrop

Andrew Eudy, C, Sr., Campbell

Davon Bell, G, Sr., Presbyterian

Honorable Mention All-Conference

Kalin Fisher, G, Sr., Hampton

Francois Lewis, F, Sr., Presbyterian

DJ Laster, F, Sr., Gardner-Webb

Lorenzo "Shaboody" Phillips, G, Jr., Longwood

Travis Fields Jr., G, Jr., Radford

All-Freshman Team

Adam Flagler, G, Presbyterian

Jose Perez, G/F, Gardner-Webb

DeVon Baker, G, UNC Asheville

Dontrell Shuler, G, Charleston Southern

Cory Hightower, F, Presbyterian

All-Academic Team

Cory Gensler, G, Jr., Campbell

Christian Keeling, G, Jr., Charleston Southern

Eric Jamison Jr., F, Jr., Gardner-Webb

Trevond Barnes, F, Sr., Hampton

Jahaad Proctor, G, R-Jr., High Point

Jordan Cintron, F, Soph., Longwood

JC Younger, G, Jr., Presbyterian College

Caleb Tanner, G, Sr., Radford

Donovan Gilmore, F, R-Sr., UNC Asheville

Jure Span, G, Sr., USC Upstate

Bjorn Broman, G, Sr., Winthrop



MID-MAJOR TOP-25

(Mar. 11, 2019)

CU Opponents in BOLD

#	School (1st)	Rec. ... Pts.	Prev.	Conference
1.	Gonzaga (31)	29-2.....775	1	West Coast
2.	Wofford	28-4.....741	2	Southern
3.	Buffalo	28-3.....716	3	Mid-American
4.	Murray State	27-4.....673	5	Ohio Valley
5.	Belmont	26-5.....617	4	Ohio Valley
6.	UC Irvine	27-5.....609	6	Big West
7.	New Mexico State	27-4.....588	7	Western Athletic
8.	UNC Greensboro	28-5.....555	8	Southern
9.	Liberty	28-6.....530	13	Atlantic Sun
10.	Hofstra	26-6.....480	10	Colonial
11.	Toledo	25-6.....422	18	Mid-American
12.	Vermont	25-6.....412	14	America East
13.	Lipscomb	25-7.....403	11	Atlantic Sun
14.	Furman	25-7.....398	12	Southern
15.	Northeastern	21-10.....281	19	Colonial
16.	ETSU	24-9.....277	15	Southern
17.	South Dakota State	24-8.....275	9	Summit
18.	Saint Mary's	20-11.....224	21	West Coast
19.	Georgia State	22-9.....171	NR	Sun Belt
20.	Sam Houston	21-10.....166	16	Southland
21.	Yale	20-7.....140	20	Ivy League
22.	Montana	23-8.....117	17	Big Sky
23.	Northern Kentucky	24-8.....79	NR	Horizon
24.	Gardner-Webb	23-11.....57	NR	Big South
25.	Abilene Christian	25-6.....42	NR	Southland

ARV: Utah Valley 41, Georgia Southern 35, Texas State 31, Charleston 23, BYU 21, Drake 19, Bradley 18, Harvard 17, Wright State 17, UC Santa Barbara 17, San Francisco 16, Kent State 14, Bowling Green 11, Jacksonville State 11, Colgate 7, Iona 6, Loyola Chicago 4, Prairie View A&M 4, San Diego 4, Norfolk State 3, Stony Brook 3, Austin Peay 1, Hawaii 1, Central Michigan 1, Omaha 1, UMBC 1.

Includes schools from the following conferences: America East, Atlantic Sun, Big Sky, Big South, Big West, Colonial, Horizon, Independents, Ivy, Metro Atlantic, Mid-American, Mid-Eastern, Missouri Valley, Northeast, Ohio Valley, Patriot, Southern, Southland, Southwestern, Summit, Sun Belt, West Coast, Western Athletic.

SB NATION

MID-MAJOR MADNESS

TOP-25

(Mar. 11, 2019-Final)

#	School (1st)	Record.....	Prev.	Pts.
1.	Gonzaga (13)	28-2.....	1	325
2.	Wofford	28-4.....	2	307
3.	Buffalo	28-3.....	3	298
4.	Nevada	28-3.....	4	289
5.	Murray State	27-4.....	9	251
6.	VCU	25-6.....	6	247
7.	Utah State	25-6.....	7	238
8.	Belmont	26-5.....	5	230
8.	New Mexico State	27-4.....	8	230
10	UNC Greensboro	28-5.....	12	204
11	UC Irvine	27-5.....	13	173
12	Lipscomb	25-7.....	10	165
13	Davidson	23-8.....	15	141
14	Liberty	28-6.....	18	138
15	Vermont	25-6.....	17	135
16	Furman	25-7.....	14	122
17	Toledo	25-6.....	19	120
18	Hofstra	26-6.....	20	109
19	South Dakota State	24-8.....	11	93
20	Fresno State	22-8.....	22	70
21	Dayton	21-10.....	23	62
22	Old Dominion	23-8.....	15	42
23	Saint Mary's	20-11.....	24	34
24	East Tennessee State	24-9.....	21	27
25	Utah Valley	23-8.....	NR	26

ARV: Georgia State 18, Yale 18, Northern Kentucky 15, Bradley 12, Northeastern 11, Harvard 11, Montana 10, Charleston 9, Bowling Green 7, Norfolk State 6, San Diego State 6, Jacksonville State 5, Wright State 5, San Francisco 4, Texas State 3, Radford 3, Gardner-Webb 2, St. Francis (PA) 2, San Diego 2.

Includes schools from the following conferences: America East, Atlantic Sun, Atlantic 10, Big Sky, Big South, Big West, Colonial, Conference USA, Horizon, Independents, Ivy, Metro Atlantic, Mid-American, Mid-Eastern Athletic, Missouri Valley, Northeast, Ohio Valley, Patriot, Southern, Southland, Southwestern Athletic, Summit, Sun Belt, West Coast, Western Athletic.

in Big South Conference history to reach the 500-point barrier in each of his four seasons.

▼ In the 2nd half of Campbell's Nov. 21 game vs. Austin Peay, Clemons became the all-time leading scorer in Big South Conference history, passing Reggie Williams of VMI (2,556 points from 2004-08).

▼ Clemons enters Tuesday's NIT first round game with a school and Big South single-season record 961 points. The previous Big South season record of 928 was set by Reggie Williams of VMI in 2006-07.

▼ In the 2nd half of CU's Nov. 13 game vs. Central Penn, Clemons became only the 68th player in NCAA Division I history to reach 2,500 career points.

▼ Clemons became Campbell's all-time scoring leader at the 5:06 mark of the first half on Mar. 14, 2018 in CU's win over Miami (Ohio) at Gore Arena. He passed Jonathan Rodriguez (2153 points from 2006-10) - the only other 2,000-point scorer in Campbell Basketball history.

▼ Clemons finished 4th in the country in scoring (24.9) - first in the Big South - in 2017-18 and was 9th nationally in free throws made (211).

▼ In 2017-18, Clemons was named 1st team Big South all-conference, NABC and USBWA All-District, Big South Conference preseason player of the year and to the Lou Henson (Mid-Major) All-America team by CollegeInsider.com.

▼ On Feb. 7, 2018 at Gardner-Webb, Clemons became the first junior to top 2,000 career points in Big South Conference history.

▼ Clemons owns or shares 49 school game, season, class and career records.

▼ Clemons is the only player in Big South history to score at least 500 points in all four of his collegiate seasons.

▼ Clemons was named Big South preseason player of the year for the second-straight season. Clemons was selected second-team preseason Mid-Major All-American by NBCSports.com, Clemons was also named the preseason Big South player of the year by SB Nation Mid-Major Madness. He was also chosen the 32nd-best player in the nation and 8th-best point guard by CBS Sports.

▼ **Clemons** was named to the Naismith Award midseason team by the Atlanta Tipoff club and also named to the Lute Olson Award (nation's top Division I player) and Lou Henson Award (nation's top mid-major player) preseason and mid-season watch lists. He was named the Lute Olson Award and USBWA national player of the week Feb. 4 after back-to-back 39-point outings in wins at Radford and vs. Longwood.

QUICK HITS

▼ Four of the top 10 highest attended games in the history of 3,095-seat Gore Arena have come in the Camels' last 4 home dates. CU drew 2952 for its Feb. 21 win over High Point that aired on ESPNU. A record 3,351 witnessed CU's Senior Day win over Radford Mar. 2, while CU narrowly missed sell out crowds for its Big South Championship quarterfinal vs. Hampton Mar. 7 (2,948) and semifinal vs. Gardner-Webb Mar. 8 (3,090). The building opened in the fall of 2008.

▼ Campbell closed the regular season with a 64-62 win over Radford to clinch the top seed and right to host the Big South Championship. The Highlanders led 10-0 to start the game, but Clemons scored 30 points and Andrew Eudy added 19 for the Camels in a game that included 7 ties and 5 lead changes over the last 10:23. Jordan Whitfield's free throws with 4.6 seconds remaining and his strip of Travis Fields in the final second provided the winning margin.

▼ A Gore Arena record 3,351 fans (3,095 seating capacity) witnessed Campbell's regular season finale win over Radford on Mar. 2. The previous record for highest attendance at the facility was 3,220 on Feb. 1, 2014 in an ESPNU televised game vs. Coastal Carolina.

▼ The Camels have clinched a third-straight winning record, marking the first time the Camels have posted three-straight winning seasons since joining NCAA Division I in 1977-78.

▼ Campbell's 57 victories over the past three seasons stands as the most in a three-year span in CU's Division I era, surpassing the 51 wins the Camels compiled from 1992-94.

▼ Campbell's 12-4 record in Big South play is the program's best since rejoining the Big South in 2011-12.

▼ By claiming the top seed in the Big South Championship tournament, Campbell was guaranteed a third-straight postseason bid. The regular season champion automatically receives an NIT berth if it does not win the conference tournament and automatic bid to the NCAA tournament. Campbell reached the quarterfinals of the CIT in 2017 and the CBI semifinals last year.

▼ Overall, the Camels are 3rd in the Big South Conference turnover margin (+3.4), 2nd in assist-turnover ratio (1.4), free throw shooting (.757) and 3rd in blocked shots (3.2), steals (6.5) and FG% (.456).

▼ Campbell secured a winning record (5-3) on the road in Big South play Feb. 27 with an 85-73 victory at USC Upstate. Chris Clemons scored 32 points, Ja'Cor Nelson added 17 on 8-9 shooting, while Andrew Eudy chipped in 15, plus 10 rebounds, 4 assists and 4 blocks. CU outscored the Spartans by a 40-16 margin in the paint and 23-7 off turnovers.

▼ In front of what was the largest regular crowd (2,952) to fill Gore Arena in five years and an ESPNU national TV audience, the Camels forced 16 High Point turnovers and pulled away from the Panthers in a 61-48 win Feb. 21. Chris Clemons scored 27 points, while Andrew Eudy added 16, plus a career-high 15 rebounds for the Camels, who committed only four turnovers all night.

▼ Campbell has recovered from double-digit deficits in the second half twice to win Big South road games. The Camels trailed by 14 at Charleston Southern Jan. 19 before winning 73-72. On Jan. 30 at Radford, Campbell was down 54-39 with 9:05 left before rallying to win 68-67.

▼ In Big South regular season competition, Campbell led the league in free throw accuracy (.830), turnover margin (+4.1) and assist-turnover ratio (1.6), while rating 2nd in scoring defense (67.5), blocks (3.5) and 3rd in scoring margin (+5.4).

▼ CU committed an average of just 8.7 turnovers in 16 BSC contests, the lowest by 1.3 per game among conference members. CU matched its season low of 4 turnovers in its Feb. 21 win over High Point. CU had 4 turnovers - just one in the second half - in its 77-73 win over Presbyterian on Jan. 24. The Camels made only 2 turnovers in the 2nd half of their 68-67 comeback win Jan. 30 at Radford.

▼ Chris Clemons was named (or shared) Big South player of the week SEVEN times this season.

▼ Junior Cory Gensler scored a career-high 25 points vs. Austin Peay in the Jamaica Classic, hitting 10-of-13 shots, including 5 threes.



2018-19 NCAA SCORING LEADERS (through Mar. 17)

1. Chris Clemons (Sr., Campbell)	30.0
2. Justin Wright-Foreman (Jr., Hofstra)	27.0
3. Antoine Davis (Fr., Detroit Mercy)	26.1
4. Jermaine Marrow (Jr., Hampton)	25.3
5. Mike Daum (Sr., South Dakota State)	25.3
6. Markus Howard (Jr., Marquette)	25.0
7. Lamine Diane (Fr., Cal State Northridge)	24.7
8. Ja Morant (So., Murray State)	24.6
9. Nick Mayo (Sr., Eastern Kentucky)	23.7
10. Jordan Davis (Sr., Northern Colorado)	23.5

D1 ACTIVE CAREER POINTS LEADERS (through Mar. 17)

1. Chris Clemons (Sr., Campbell)	3193
2. Mike Daum (Sr., South Dakota State)	3042
3. Jon Elmore (Sr., Marshall)	2555
4. Tyler Hall (Sr., Montana State)	2518
5. Fletcher Magee (Sr., Wofford)	2484
6. Garrison Mathews (Sr., Lipscomb)	2350
6. Nick Mayo (Sr., Eastern Kentucky)	2316
8. Matt Morgan (Sr., Cornell)	2309
9. Justin Wright-Foreman (Sr., Hofstra)	2298
9. Tookie Brown (Sr., Georgia Southern)	2290

NCAA I CAREER POINTS LIST (through Mar. 17)

1. Pete Maravich (LSU, 1967-70)	3667
2. Freeman Williams (Portland State, 1974-78)	3249
3. Lionel Simmons (La Salle, 1986-90)	3217
4. Chris Clemons (Campbell, 2015-present)	3193
5. Alphonso Ford (Mississippi Valley, 1989-93)	3165
6. Doug McDermott (Creighton, 2010-14)	3150
7. Harry Kelly (Texas Southern, 1979-83)	3066
8. Keydren Clark (Saint Peter's, 2002-06)	3058
9. Mike Daum (South Dakota St., 2015-present)	3042
10. Hersey Hawkins (Bradley, 1984-88)	3008
11. Oscar Robertson (Cincinnati, 1957-60)	2973
12. Danny Manning (Kansas, 1984-88)	2951
13. Alfredrick Hughes (Loyola Chicago, 1981-85)	2914
14. Elvin Hayes (Houston, 1965-68)	2884
15. Tyler Hansbrough (North Carolina, 2005-09)	2872
16. Larry Bird (Indiana State, 1976-79)	2850
17. Otis Birdsong (Houston, 1973-77)	2832
18. Kevin Bradshaw (Bethune-Cookman/US Intl, '87-91)	2804
19. Allan Houston (Tennessee, 1989-93)	2801
20. J.J. Redick (Duke, 2002-06)	2769

NCAA I CAREER 3-POINT FGM LIST (through Mar. 17)

1. Travis Bader (Oakland, 2010-14)	504
2. Fletcher Magee (Wofford, 2015-present)	502
3. J.J. Redick (Duke, 2002-06)	457
4. David Holston (Chicago State, 2005-09)	450
5. Chris Clemons (Campbell, 2015-present)	440
6. Keydren Clark (St. Peter's, 2002-06)	435
7. Damon Lynn (NJIT, 2013-17)	434
T8. Chris Lofton (Tennessee, 2004-08)	431
T8. Kevin Foster (Santa Clara, 2008-13)	431
T8. Tyler Hall (Montana State, 2015-present)	431
11. Akeem Richmond (East Carolina, 2010-14)	416
12. Stephen Curry (Davidson, 2006-09)	414

ALL-TIME NCAA DOUBLE FIGURE SCORING STREAKS (Through 3/17/2019)

115 – Lionel Simmons (La Salle) 1987-90
114 – Chris Clemons (Campbell) 2016-present
112 – Danny Ainge (BYU) 1977-81
108 – Sean Elliott (Arizona) 1985-89
91 – Ike Diogu (Arizona State) 2002-05
89 – Mel Counts (Oregon State) 1961-64
86 – Jeff Mullins (Duke) 1961-64
83 – Pete Maravich (LSU) 1967-70
83 – Wayman Tisdale (Oklahoma) 1982-85
82 – Noah Dahlman (Wofford) 2009-11

▼ Sophomore G Jordan Whitfield owned a 2.1 assist-turnover ratio in league play and had 29 assists, while turning the ball over only 14 times in 16 BSC contests. Whitfield scored a career-high 13 points in CU's win over Gardner-Webb Jan. 5 and hit double figures for a 2nd-straight game Jan. 10 vs. Winthrop. He dealt a career-high 6 assists in a Jan. 24 win over Presbyterian. He matched his career high with 13 points in his first start of the season vs. Hampton in the Big South quarterfinals.

▼ In an 87-84 win over Hampton Feb. 13 at Gore Arena, Chris Clemons scored a season-high 48 points, including a school-record 22-of-24 free throws, as the Camels held off the Pirates. Andrew Eudy added 11 points and 4 assists for the Camels, who shot 51 percent from the field and only had seven turnovers.

▼ Campbell shot 59 percent from the floor overall, led by 17 at the half (46-29) and by as many as 23 in its 82-66 win over USC Upstate Feb. 9. Clemons had 32 points and Ja'Cor Nelson 18 for the Camels, who made 64% of their shots in the opening half.

▼ The Camels led Longwood by 19 at the break (39-20) in an 83-62 win Feb. 2 at Buies Creek. Clemons scored 39 points and Cory Gensler 14 for the Camels, who finished with a 25-11 edge in points off turnovers.

▼ Clemons' buzzer beater capped an 8-0 run over the last 19.2 seconds Jan. 30 and lifted the Camels to a 68-67 win at Big South leader Radford. The Highlanders led by 15 with 9:05 remaining, but missed four free throws to set up Clemons' late heroics. Clemons scored 39 points - 28 in the second half - Cory Gensler and Andrew Eudy buried key 3-pointers in the last 1:14 and Clemons launched his 4th career game-winning bucket at the buzzer. Ja'Cor Nelson pulled down a career-best 9 rebounds, Gensler finished with 9 points on a trio of threes and Eudy added 7 assists for the Camels, who had only 2 turnovers in the final period.

▼ Chris Clemons was held to a season-low 14 points Jan. 26 at Hampton, but grabbed a career-high 10 rebounds for his first career double-double.

▼ Andrew Eudy and Chris Clemons combined for 56 points, Campbell shot 58 percent in the second half and the Camels committed a season-low 4 turnovers in a Jan. 24 77-73 victory over PC. Eudy scored a career-high 30 points and grabbed 11 rebounds, while Clemons added 26 points and 6 assists with 0 turnovers in 39 minutes for the Camels, who had just one turnover in the final half.

▼ Chris Clemons hit a pull-up 3 with 14 seconds to play and the Camels forced a defensive stop in the final possession to overcome a 14-point second half deficit and win 73-72 Jan. 19 at Charleston Southern. CU claimed back-to-back Big South road games for the first time since 2015-16. Clemons finished with 29 points, Cory Gensler added 14 and Andrew Eudy 11 for the Camels, who trailed by 14 with 16:09 to play.

▼ Campbell committed a then season-low six turnovers - just one in the final period in its 72-61 win over Gardner-Webb (Jan. 5) and had only 7 miscues in its Jan. 10 loss to Winthrop and its Jan. 16 win at Asheville.

▼ Sophomore Ja'Cor Nelson has hit a career high for points 3 times already this season - 10 vs. Coastal Carolina (11/9), 12 at Abilene Christian (12/4) and 21 vs. Central Penn (12/13). He pulled down a career-best 9 rebounds in CU's Jan. 30 win at Radford. His 18 points (6-7 FG) vs. USC Upstate (2/9) are the most he has scored against a Big South foe.

▼ Campbell hit 17 threes - the most for CU ever at Gore Arena - while Chris Clemons tied the arena mark for individual triples (10) on Feb. 2 vs. Longwood.

▼ CU set Gore Arena records for fewest points allowed in a game (29) and half (14) in its 79-29 win over Trinity Baptist Nov. 29. Ja'Cor Nelson hit career highs for assists (6) and steals (5).

VERSATILE EUDY ANCHORS BOTH ENDS OF FLOOR

▼ Senior **Andrew Eudy** stands in 1st place on Campbell's Division I era (since '77-78) career blocked shots list (198), 9th in Big South history. He broke the CU mark with a pair of rejections vs. Florida A&M (11/16).

▼ He ranks 2nd among Big South blocks leaders (1.4), 3rd in offensive boards (2.1), 6th in rebounds (6.8) and assists (3.6), 4th in assist-turnover ratio (1.9) and 20th in scoring (11.9).

▼ Against Big South foes, Eudy finished 4th in the league in assist-turnover ratio (2.2), 2nd in offensive rebounds (2.3) and blocks (1.8), 4th in rebounding (7.6) and assists (3.9) and 17th in scoring (13.3).

▼ He has scored in double figures a career-high 21 times this season, including a 21-point, 14-rebound effort in CU's Big South quarterfinal win over Hampton (3/7).

▼ Eudy has started all but one (2018 Senior Day) game over the last three seasons (102), and played in his 100th career game Nov. 12 at Ohio.

▼ Eudy is 8th on the school's all-time list for games started, T1st (with Chris Clemons and Andrew Ryan) for games played (129), 5th in offensive rebounds (201), 6th in total rebounds (634), 11th in assists (279) and 22nd on the Division I era points list (923).

▼ Eudy scored 19 points, including a career-best 8-of-8 from the line, grabbed 6 rebounds and blocked 3 shots in CU's Big South regular-season title clinching win over Radford Mar. 2.

▼ Eudy had 15 points, 10 rebounds, 4 assists and 4 blocks in a Feb. 27 win at USC Upstate for his 6th double-double of the season.

▼ Eudy scored 16 points to go along with a career-high 15 rebounds and 3 blocks in a 61-58 win over High Point Feb. 21.

▼ Eudy poured in a career-high 30 points (12-17 FG, 2-3 3FG, 4-4 FT) to go along with 11 rebounds - his 4th double-double in 7 games - in a Jan. 24 win over Presbyterian.

▼ Eudy scored a then career-high 25 points (9-16 FG, 3-6 3FG, 4-4 FT) to go along with 7 rebounds, 7 assists and 2 blocks vs. Winthrop (Jan. 10).

▼ Eudy collected his first double-double of the year with a 14-point, 11-rebound effort Dec. 29 at Miami. He had 10 points, 11 boards and 5 assists in a Jan. 5 win over Gardner-Webb, plus 14 and 12 Wednesday at Asheville.

▼ Eudy knocked down a career-high 5 three-pointers (in 6 attempts) and scored 21 points - one shy of his previous career-best - to go along with 9 rebounds, 5 assists and 2 blocks in the season-opening OT win over UNCW (11/6/18).

▼ He finished 2nd among Big South Conference blocks leaders (1.8) in 2017-18 when he had at least one block in 28 of 34 games. Eudy was also 13th among BSC rebounding leaders (4.9), 12th in assists (2.7) while averaging career-high 9.1 points, including 10.8 in Big South games.



▼ His 65 blocks in '17-18 were 3rd-most in school single-season history.
 ▼ The high-post trigger in Campbell's motion offense, Eudy dealt a career-high 8 assists (to go along with 6 rebounds and 3 blocks) in CU's Feb. 10, 2018 win over Longwood.

YEAR SIX UNDER COACH MCGEEHAN

▼ Kevin McGeehan is in his sixth year as head coach at Campbell and has guided the Camels to the program's first-ever consecutive post-season appearances in 2017 (CIT), 2018 (CBI), 2019 (NIT).
 ▼ Under McGeehan's guidance, the Camels have clinched a third-straight winning record, marking the first time the Camels have posted three-straight winning seasons since joining NCAA Division I in 1977-78.
 ▼ Campbell's 57 victories over the past three seasons stands as the most in a three-year span in CU's Division I era, surpassing the 51 wins the Camels compiled from 1992-94.
 ▼ Campbell's 12-4 record in Big South play is the program's best since rejoining the Big South in 2011-12.
 ▼ Campbell's 20 victories in 2018-19 are tied for the most in the school's Division I history (20 in 1993-94).
 ▼ CU's 38 wins over the last two seasons are the most in consecutive years in the Division I era.
 ▼ Campbell advanced to the quarterfinals of the 2017 CollegeInsider.com post-season tournament and reached the semifinals of the 2018 College Basketball Invitational.
 ▼ The Camels knocked off defending Big South champ and second-seeded UNC Asheville 81-79 in the quarterfinal round of the 2017 league tournament behind a league and school-record 51-point performance by sophomore guard Chris Clemons. The Camels defeated Radford in the semis to earn the program's first berth in a league final since 1994.
 ▼ Campbell improved its national standing in free throw accuracy by 201 places in the national stats rankings from the 2015 to the 2017 campaign.
 ▼ Before accepting the Campbell head coaching job in April 2013, McGeehan spent 8 years (2005-13) on the staff of head coach Chris Mooney at Richmond. During his tenure, the Spiders advanced to the NCAA tournament twice and three times to the College Basketball Invitational tournament. McGeehan was promoted to Associate Head Coach at Richmond prior to the 2008-09 campaign.

CAMELS ON THE WORLD-WIDE LEADER

▼ For the 2nd time this season, Campbell hosted a Big South Wildcard broadcast on ESPN-PU when the Camels took on High Point Feb. 21 at Gore Arena. A then season-high crowd of 2952 - 7th-largest in the building's history - turned out.
 ▼ Campbell faced Winthrop on Jan. 10 in the Big South Wildcard broadcast on ESPN-PU. A crowd of 2704 fans witnessed Winthrop's 90-86 shootout win.
 ▼ The 2018-19 campaign marks the sixth year of the Big South's ESPN Wildcard series, which features four Thursday broadcasts.
 ▼ Chris Clemons' game winning 3 in CU's Jan. 30 contest at Radford was selected as SportsCenter's Top Play of the night. It marked the 3rd time this season (and 5th time in the last 2 years) the senior guard has been recognized for a top play on the "World Wide Leader."
 ▼ Chris Clemons' dunk through contact in CU's

Jan. 10 game vs. Winthrop was selected for an ESPN SportsCenter top-10 play.
 ▼ Clemons' second-half dunk in CU's 78-72 win over Austin Peay in the Jamaica Classic was named No.-3 on the ESPN SportsCenter top-10 plays.
 ▼ Clemons' buzzer-beating threes to win games against High Point (Jan. 12, 2018) and Radford (Jan. 21, 2018) were also chosen for ESPN's Top-10 plays.
 ▼ ESPN anchor Scott Van Pelt opened the Jan. 23, 2018 SportsCenter broadcast by calling Campbell's performance at Liberty that night as "the best thing I saw today" - centering on the team's 23 made three-pointers, including an NCAA record 10 apiece by Clemons and Marcus Burk.

CALL IT A COMEBACK

▼ Campbell has recovered from double-digit deficits in the second half **TWICE** to win Big South road games this season. The Camels trailed by 14 with 16:09 to play at Charleston Southern Jan. 19 before winning 73-72. On Jan. 30 at Radford, Campbell was down 54-39 with 9:05 left before rallying to win 68-67 on Chris Clemons' buzzer-beater 3 that capped an 11-2 run over the final 1:14.
 ▼ CU's 18-point comeback to win 66-65 against VMI on Nov. 30, 2015 was Campbell's largest in more than 3 decades. The Camels trailed by 18 (51-33) with 14:24 remaining and by 14 (58-44) with 9:32 to play before putting together a decisive 19-4 run. Chris Clemons' 3-pointer with 3 seconds to play provided the winning margin.
 ▼ CU's all-time greatest comeback win on the Division I level occurred Feb. 28, 1983 at Brooklyn College. Coach Danny Roberts' Camels trailed by 23 (55-32) with 13:21 remaining in the game and were 15 points down with only 5 minutes left. CU then outscored the Kingsmen 18-3 in the last 5:00, knotting the score on a Harvey Smith jumper to send the game into OT, where CU won 80-74... Two footnotes: CU set a school record for FG% in a single game (.700) vs. Brooklyn on Jan. 20, 1986 in Carter Gym... Brooklyn later dropped from a Division I independent to NCAA Division III membership.

LONG RANGE NOTES

▼ Campbell has made at least one 3-point field goal in 214-straight games. CU went 0-for-6 beyond the arc vs. Robert Morris on Dec. 4, 2012.
 ▼ The Camels are averaging 9.6 triples per contest, 4th-most in the Big South Conference (28th in the nation). Chris Clemons stands 3rd in the country in 3-pointers made per game (4.22).
 ▼ Clemons enters Tuesday's game vs. UNCG with a Big South record 440 career threes, 5th all-time in the NCAA Division I ranks.
 ▼ Clemons has made 135 threes this season, a Big South single-season record.
 ▼ Clemons is 2nd among all active D1 players in career 3-pointers made behind Fletcher Magee of Wofford (502).
 ▼ CU knocked down a season-best 17 threes Feb. 2 vs. Longwood, the most ever by the Camels in a game at Gore Arena.
 ▼ Clemons tied his career high when he hit 10 threes in a 39-point effort in CU's Feb. 2 win over Longwood at Gore Arena. The 10 triple outing is the most ever by a Campbell player at the facility, which opened in the 2008-09 season.
 ▼ At Georgetown, Chris Clemons made 9 threes, one shy of his career high (Jan. 23, 2018 at Liberty) as the Camels knocked down a season-best 15 threes.

▼ The Camels made 14 triples - 8 by Clemons - in a 68-67 comeback win at Radford Jan. 30. Andrew Eudy, Cory Gensler and Clemons (buzzer-beater for the win) all hit threes in the final 1:14 as the Camels outscored the Highlanders 11-2 in that span.
 ▼ CU set a school record for 3-point FG attempted by launching 40 shots beyond the arc Nov. 24 at Georgetown and matched that number Dec. 18 vs. The Citadel to set a Gore Arena mark.
 ▼ **Chris Clemons** has made at least one 3-point FG in 126 of his 129 career games. He made 8 threes in his career-high 51-point performance in CU's Mar. 2, 2017 Big South quarterfinal win over UNC Asheville.
 ▼ Chris Clemons (10-14) Marcus Burk (10-16) and became the first teammates in Division I history to each make at least 10 three-point shots in a game during Campbell's 94-85 win on Jan. 23, 2018 at Liberty. The performance eclipsed that of Desmond Ferguson (10 threes) and Rashad Phillips (8) of Detroit Mercy in an 88-48 win over Milwaukee on Feb. 26, 2000.
 ▼ Clemons' 71.4 shooting percentage beyond the arc (10-14) Jan. 23, 2018 at Liberty also broke the school record in a road game (64.7) set by Scott Neely when he made a school-record 11 triples in 17 attempts Jan. 29, 1994 at Coastal Carolina.
 ▼ Campbell's 23 triples at Liberty were a school record and the most ever by a team in a Big South regular season game - and just one shy of the league mark of 24 VMI hit against Southern Virginia in 2009. Also at Liberty, CU shattered the old mark school mark for threes in a game (16) that was equaled Nov. 26 against USC Upstate.
 ▼ Campbell hit at least one 3 in a game for a span of nearly 13 years (363 consecutive games) from Dec. 27, 1996 (at Boise State) to Dec. 14, 2009 (at UNCW).

EFFICIENCY EXPERTS

▼ Campbell has shot 50 percent, or better, in 8 games this season, but owns 20 overall victories in part because of a 19-7 record when committing fewer turnovers than its opponent.
 ▼ CU has turned the ball over an average of just 10.2 times per game (11th in the country), a mark that dropped to 8.7 in league contests - by far the best in the Big South.

CAMELS ON TARGET

▼ Campbell made 59.1% (26-44) of its shots in an 82-66 win Feb. 9 over USC Upstate - the best team shooting percentage in a Big South game this year. CU knocked down 14-22 (.636) field goals in the 1st half.
 ▼ Campbell led the Big South Conference and ranked 33rd nationally in 2017-18 in team field goal percentage (.477). CU owned a 13-1 record last season when shooting 50% or better from the floor.

CLEMONS HAS 4 GAME-WINNING BUZZER-BEATERS

▼ Chris Clemons' 30-foot pullup before the final horn sounded capped a late Camel rally and lifted the Camels to a 68-67 win over Big South leader Radford on Jan. 30. Clemons' 4th career buzzer beater (and 5th game-winning shot) ended the Highlanders' 8-game win streak and was the defending champ's first home loss of the season. He finished the night with 39 points - 28 in the second half. It was Clemons' 3rd 30-plus point outing against the Highlanders. He tallied 36 at the Dedmon Center in a 78-61 win on Jan. 26, 2017, then had 33 in a 66-50



Big South semifinal on Mar. 3, 2017 at Rock Hill, S.C.

▼ While not a buzzer-beater, Chris Clemons knocked down a 4th career game-winning shot Jan. 19 to lift the Camels to a 73-72 win at Charleston Southern. Clemons pulled up for a 24-foot straight-on three with 14 seconds remaining before the Camels posted a defensive stop to rally from a 14-point second half deficit.

▼ Chris Clemons knocked down his second game-winning 3-pointer in nine days to lift Campbell to a 59-56 win over Big South Conference leader Radford on Jan. 21, 2018 at Gore Arena. Campbell held Radford to just 23 percent shooting (6-26) in the second half and with only one bucket from the floor over the final 3:35.

▼ Clemons hit a pullup three at the buzzer to lift Campbell to a 65-64 win over High Point Jan. 12, 2018 at Gore Arena. Clemons scored 16 of his game-high 25 points in the second half and the Camels closed the game on a 12-2 run.

▼ Clemons' 1st career game-winning shot came as a freshman vs. VMI on Nov. 30, 2015.

BIG SOUTH CHAMPIONSHIP NOTES

▼ For the first time in the program's Division I history, Campbell was the top seed in its conference tournament. CU was last seeded in the top two in 1996 when it was the 2nd seed in the Atlantic Sun Championship.

▼ Campbell hosted the Big South Championship for the second time in four seasons.

▼ Campbell owns a 14-16 record in Big South tourney play, 5-1 in the semifinal round and 1-4 in the finals.

▼ Since returning to the Big South from the Atlantic Sun Conference in 2011-12, Campbell owns a 5-8 record in league championship tournament play.

▼ Campbell hosted the Big South Conference men's basketball championship in 2016 for the first time in the league's history, which dates to the inaugural 1986 tournament.

▼ Campbell has made five appearances in the Big South Conference Tournament championship game (1987, 1989, 1992, 1994, 2017).

▼ The Camels won the 1992 tournament – defeating Charleston Southern 67-53 in the final at Anderson, S.C. – and earned the Big South's first automatic bid in men's basketball in 1992.

▼ In addition to his Big South tournament single-game tournament records for points (51), field goals (18) and three-pointers (8, tied) set in the 2017 quarterfinals against UNC Asheville, Chris Clemons also broke the Big South full tournament marks for total points (140), field goals (48) and three-point field goals (20).

▼ Campbell's run to the 2017 Big South final marked the 1st time since 2012 (VMI) that the 7th seed reached the Big South title game.

CLEMONS, CAMELS TAKE GEORGETOWN TO LIMIT

▼ Chris Clemons scored 45 points and nearly engineered a late comeback, but Georgetown held on Nov. 24 for a 93-85 win over Campbell at Capital One Arena. The Hoyas (5-1) led by 22 (81-59) with 6:14 remaining before the nation's leading scorer orchestrated a 24-6 run as the Camels (3-3) cut the gap to just six twice down the stretch.

▼ Trey Mourning – playing in front of his father, former Georgetown All-American and NBA Hall of Famer, Alonzo Mourning – hit career highs of 27 points and 12 rebounds to lead four Hoyas in double figures.

▼ In the city where his basketball idol – Allen

Iverson – played collegiately, Clemons posted the second-highest scoring total in Campbell's Division I era (since '77-78) by tallying 27 second-half points – 15 in the final 5:05.

▼ After Mourning's 3-point play gave Georgetown its largest lead, Trey Spencer, Andrew Eudy and Clemons each hit threes to ignite a 13-0 spurt the Camels stretched to 18-3 and 24-6. However, Jahvon Blair and Akinjo combined to go 6-of-6 from the stripe in the final 20.1 seconds to halt a late rally.

▼ Freshman Isaac Chatman added 14 points and Spencer nine (3-of-6 threes) for the Camels, who shot 58 percent (19-33) in the second half and made a season-high 15 threes (in 40 attempts). Cory Gensler also grabbed eight boards, while Eudy finished with five assists for CU, which shot 48.5 percent (32-66) on the day.

▼ Clemons hit 16-of-28 shots overall, 9-of-19 beyond the arc, all 4 of his free throws, grabbed eight rebounds and dealt 3 assists, while eclipsing his previous season high of 44 points in the opener against UNC Wilmington. The outburst was the most by any individual against a Division I opponent this year and fell just six shy of his school- and Big South-record 51-point total against UNC Asheville in the 2017 Big South quarterfinals.

MESSIAH THOMPSON SIGNS NLI WITH CAMELS

▼ Messiah Thompson of Atlanta, Ga., signed a national letter of intent with Campbell during the early recruitment period. A 5-foot-8 point guard, Thompson averaged 18 points and 11 assists as a junior at North Atlanta High School in 2017-18, when he led the state of Georgia in assists. He earned all-region and all-state recognition while leading North Atlanta a 20-11 record and a berth in the Georgia 6-A Elite Eight.

▼ Ranked as the No.-4 point guard in Georgia by Sandy Spiel, Thompson was named first-team preseason all-state selection. As a junior, he shot 46 percent from the field, 37 percent (48-129) from 3-point range and 72 percent (64-89) from the line, while adding 2.4 steals per outing.

▼ After leading North Atlanta in scoring as a freshman in 2015-16, Thompson transferred to Pebblebrook High School where he played with Collin Sexton (now a rookie with the Cleveland Cavaliers), before returning to North Atlanta last year.

CAMELS CLAIM JAMAICA CLASSIC ROSE HALL CROWN

▼ Chris Clemons and Cory Gensler combined for 59 points and Campbell shot 61 percent in the second half Nov. 18 to defeat Austin Peay 78-72 and claim the Rose Hall Division title in the Jersey Mike's Jamaica Classic at the Montego Bay Convention Centre. Clemons scored 34 points and Gensler added a career-high 25 for the Camels (3-2), who won their second-straight game. Campbell finished with a 24-13 edge in points off turnovers and overcame a Governors squad that included a pair of 7-footers by shooting 12-of-24 from long range. Isaac Chatman added 9 points on a trio of threes – and drew a charge with 16.4 seconds left as APSU tried to rally. Clemons grabbed six rebounds, and dealt five assists for the Camels, who made 14-of-23 shots (.609) in the second period.

The Governors led 49-46 with 16:10 to play, but the 5-foot-9 Clemons ignited the sellout crowd and a national cable tv audience on CBS Sports Network with a tomahawk slam in traffic and a wing three in a 13-2 burst that gave the Camels their largest lead (59-51) with 11:34 left.

The lead was 68-60 after Clemons scored at the rim with 5:14 to go. Austin Peay rallied, and cut the gap to three on four occasions down the stretch, but the Camels answered each time.

▼ Campbell trailed by 15 points with 18:03 left and by 14 (43-29) with 15:27 to go (Nov. 16) before rallying for a 66-59 victory over Florida A&M in the Jamaica Classic at Montego Bay. However, after Tracy Hector hit a jumper to push the margin to 14, Campbell's Chris Clemons sank a three with 15:00 left to begin a decisive 19-0 run. In the burst, Campbell went 7-8 from the floor, including 4 threes, forced 3 turnovers - including a shot clock and 10-second violation - and held FAMU to 0-4 shooting from the floor, while the Rattlers also missed 2 free throws. Trey Spencer's triple pushed the Camel lead to 48-43 before Justin Ravenel ended the run with a trey.

CU extended the 19-0 run to 24-3 and led 53-46 with 8:41 to play after Spencer's lay-in. The Rattlers rallied and tied the game at 54 on Rod Melton's triple with 6:22 remaining. However, down the stretch, Campbell held FAMU to just 2-11 shooting and forced 3 turnovers, while hitting 6-of-8 from the line in the final 54 seconds to seal the victory with a 12-5 run.

Chris Clemons (31.0) tallied 17 of his game-high 27 points in the final period - 10 in the decisive spurt - and along the way, broke the school record for career 3-point field goals (318). Junior transfer Trey Spencer came off the bench to score a season-high 11 points (including a pair of triples in the run), while senior Andrew Eudy added 10 points, 6 assists and became CU's all-time leader in blocked shots.

▼ Clemons was named MVP of the Rose Hall Division and was joined by Gensler on the all-tournament team.

CAMELS OPEN WITH OT THRILLER VS. UNCW

▼ In a game that included 20 lead changes and 9 ties, senior guard Chris Clemons Chris Clemons scored 28 of his 44 points in the final 14:17 of play and Campbell defeated UNC Wilmington 97-93 in overtime Nov. 6 at Gore Arena. Clem-

CAMPBELL UNIVERSITY FACTS

Location	Buies Creek, N.C.
Founded	January 5, 1887
Enrollment	6600 (all campuses), 3150 (main campus undergraduate)
President	Dr. J. Bradley Creed
Alma Mater	Baylor '79
Athletic Director	TBA
Interim A.D./Senior Woman Administrator ..	Wanda Watkins
Alma Mater	Campbell '79
Faculty Athletics Rep	Sal Mercogliano
Athletic Dept. Phone	(910) 893-1327
Conference	Big South
School Colors	Orange & Black
Nickname	Fighting Camels
Facility	Pope Convocation Center/Gore Arena
Capacity	3,095
Press Row Phone	(910) 814-5541
Athletics Website	GoCamels.com
MBB Twitter	@GoCamelsMBB
MBB Facebook	GoCamelsMBB
Instagram	@GoCamelsMBB
Hashtags	#RollHumps, #GoCamels

ATHLETICS COMMUNICATIONS

Associate AD/Comm. (MBB/Golf/MSOC)	Stan Cole
Email	cole@campbell.edu
Office/Mobile	(910) 893-1331/(910) 814-7467
Dir. of Communications (FB/WST/WLX)	Jason Williams
Email	jwilliams@campbell.edu
Mobile	(910) 228-6908
Asst. Director (VB/WBBSWM/BB)	Eric Ortiz
Email	eortiz@campbell.edu
Assistant (WSOC/ITF/SB)	Andrew Miller
Email	amiller@campbell.edu



ons scored all 15 of Campbell's points in the OT and the Camels overcame Ty Taylor's banked in triple with that forced the extra period.

▼ Senior **Andrew Eudy** added 21 points, including a career-high 5 threes, nine rebounds, five assists and two blocks for the Camels, who closed the game on a 12-4 run. Freshman **Isaac Chatman** chipped in 12 points and six rebounds in his collegiate debut and the Camels held a 25-10 edge in points off turnovers.

▼ Clemons' then 2nd-highest scoring outing of his career (behind only the 51-point effort he produced in the 2017 Big South tournament quarterfinals) included 12-of-24 shooting overall, 6-of-16 from the arc, and a career-high 14-of-16 from the stripe. He added eight rebounds, dealt four assists, made five steals and did not commit a turnover in 41 minutes.

PRESEASON RECAP

▼ **Cory Gensler** scored 22 points to lead Campbell to an 83-56 men's basketball exhibition win over Belmont Abbey Oct. 27 at Gore Arena. Big South preseason player of the year **Chris Clemons** added 17 points in 16 minutes and freshman **Isaac Chatman** had 12 for the Camels, who led by as many as 34 against the Division II Crusaders. Campbell used an early 25-4 run to build its lead.

CAMEL TRACKS

▼ Campbell has won its last 13 home openers, including all 11 since Gore Arena opened for the 2008-09 season.

▼ CU stands 23-19 in season-opening games since joining NCAA Division I in 1977-78.

▼ Campbell has won 10 of its last 13 season openers with all three losses coming at "Power 5" Conference members - Nov. 12, 2010 at No.-21 Virginia Tech (70-60), Nov. 11, 2016 at Oklahoma State (102-65) and Nov. 10, 2017 at Penn State (86-75).

▼ Under the direction of head coach Kevin McGeehan, over the 2016-17 and 2017-18 seasons, Campbell posted its most victories (37) in a two-year span in the program's Division I era (since '77-78).

▼ The Camels earned their highest finish (fourth) in the 2018 Big South standings in six years and posted their best conference victory (10-8) total since the 2012 squad finished 11-7.

▼ Campbell earned back-to-back postseason bids for the first time in its Division I era (since 1977-78).

▼ Campbell defeated Miami (Ohio) 97-87 Mar. 14, 2018 in the opening round of the CBI at Gore Arena. Cory Gensler's 15-foot pullup jumper at the horn lifted the Camels to a 71-69 win over New Orleans on Mar. 19, 2018 in the quarterfinal round of the CBI.

▼ Campbell stands 8-4 vs. Southern Conference members in six seasons under head coach Kevin McGeehan.

NEW LOOK BIG SOUTH

▼ With the addition of new members Hampton and USC Upstate and the departure of Liberty, Big South membership now numbers 11 schools in North Carolina, South Carolina and Virginia.

▼ Each Big South member faced six opponents in a home-and-home schedule, while taking on the other four league members once.

▼ Campbell opened the Big South schedule Jan. 5 against the four teams it faced only once during the regular season - Gardner-Webb, Winthrop, UNC Asheville and Charleston Southern.

▼ CU played home-and-home league games against Hampton, High Point, Longwood, Presbyterian, Radford and USC Upstate.

CAMELS AGAINST THE BIG BOYS

▼ Two traditional "power conference" schools dot the 2018 Campbell Basketball schedule. The Camels dropped a 93-85 decision at Big East member Georgetown Nov. 24 and fell to ACC member Miami by a 73-62 margin Dec. 29.

▼ Campbell's 77-61 win at Iowa (Big Ten) on Nov. 23, 2011 marked the program's second victory over a Power 5 conference school in as many seasons. The Camels won 61-54 at Auburn (SEC) on Nov. 20, 2010.

▼ Campbell has defeated four Power 5 schools in men's basketball. The Camels won overtime games at NC State (72-69, 12/4/93) and South Carolina (73-72, 1/12/94) in the 1993-94 campaign.

CAMELLANEOUS

▼ The Campbell Basketball School - once the largest summer camp in the country - has been in continuous operation since it was co-founded by Campbell head coach Fred McCall and Wake Forest head coach Horace "Bones" McKinney. Through the years, basketball immortals such as John Wooden, Bill Sharman, Dolph Schayes, Press and Pete Maravich, Michael Jordan and James Worthy have worked at the camp. Hall of Famer "Pistol" Pete Maravich attended the camp every year from age 9 to 17. At least seven of the NBA's top 50 legends appeared at the School.

▼ The longest basketball game in history was held on the Campbell campus at old Carter Gymnasium on Feb. 29, 1964. Angier and Boone Trail competed for the Harnett County high school championship in a game that lasted through 13 overtimes, a record for the National Federation of High Schools Association, that is unmatched by the NCAA or NBA. The fact that Boone Trail won 56-54 is not as remarkable as the fact that neither team substituted during the contest.

AT HOME IN GORE ARENA

▼ Campbell stands 110-63 all-time (.636) at the 3095-seat John W. Pope Jr. Convocation Center / Gilbert Craig Gore Arena, 12-4 this season.

▼ A crowd of 3,090 - just five shy of a sellout - attended Campbell's Big South Championship semifinal vs. Gardner-Webb (Mar. 8).

▼ The 8th-largest crowd in Gore Arena history (2948) witnessed Campbell's quarterfinal win over Hampton Mar. 7 in the Big South Championship.

▼ Over its last 4 games of the season at Gore, Campbell's average home attendance was 3,085 - just 10 below the seating capacity (3,095) of Gore Arena. Three of those dates (Mar. 2, 7, 8) came during spring break.

▼ A record 3,351 fans jammed the building Mar. 2 for the regular season finale when the Camels defeated Radford 64-62 to claim the top seed in the Big South Championship.

▼ Gore Arena has hosted the Big South Championship twice in the last four seasons (2019, 2016).

▼ Since moving into the building in 2008-09, CU has won two league regular season titles (Big South 2019, Atlantic Sun 2010).

▼ Chris Clemons set Gore Arena records for points (48) and free throws made (22) and attempted (24) in CU's 87-84 win over Hampton Feb. 13.

▼ CU knocked down 17 threes in its Feb. 2 win over Longwood, the most by the Camels in a home game since moving to the building in 2008-09. Chris Clemons had 10 triples in the contest to set the individual mark for 3s in a game.

▼ The Camels broke a Gore Arena record by grabbing 56 rebounds in their 95-48 win over Allen on Jan. 2.

▼ CU set Gore Arena records for fewest points allowed in a game (29) and half (14) in its 79-29 win over Trinity Baptist Nov. 29. Ja'Cor Nelson hit career highs for assists (6) and steals (5).

▼ Chris Clemons set a Gore Arena record for points scored (44) in the season-opening OT win over UNCW (11/6).

▼ Campbell set a Gore Arena record by attempting 40 three-point field goals Dec. 18 vs. The Citadel.

▼ CU held a 29-point halftime lead (48-19) - its largest of the year - and established a school mark for its largest margin of victory over a Big South opponent (34 points) in an 88-54 win over Longwood Feb. 10, 2018.

▼ The Camels limited Charleston Southern to just 15 first-half points in their 62-47 win on Jan. 18, 2018. It was the lowest-scoring half by a Division I opponent in Gore Arena history and matched the mark of 15 set by D3 Averett in Nov. of 2012.

▼ The Camels are 11-3 vs. in-state Division I non-conference foes (4-1 vs. UNCW) at Gore Arena.

▼ Campbell produced the second-highest scoring tally in Gore Arena history and notched the program's largest victory margin (64) in the Division I era (since '77-78) on Nov. 13, 2017 in a 108-44 victory over Columbia International.

▼ CU set a Gore Arena record (and tied the school D1 era mark) for fewest turnovers in a game with 3 in its Jan. 4, 2017 win over Charleston Southern.

▼ Chris Clemons owns the top five scoring performances in Gore Arena history:

48 points vs. Hampton (2/13/19)

44 points vs. UNC Wilmington (11/6/18)

39 points vs. Houston Baptist (3/14/17) (CIT)

39 points vs. Longwood (2/2/19)

37 points vs. Charleston Southern (1/4/17)

▼ Cory Gensler set a Gore Arena record for highest individual 3-point FG% by making all 6 of his shots from long range vs. Johnson & Wales (12/19/16).

▼ The Camels set a school record for highest FG% (.745) in a game and an arena record for most points scored in their 110-66 victory over Allen (2/16/16).

▼ In a 101-82 win Dec. 19, 2015 over The Citadel, Campbell tied the Gore Arena record for most points scored against a Division I opponent (101-82 vs. Appalachian State on Nov. 16, 2012).

▼ Campbell held Johnson & Wales to a Gore Arena record low 38 points in a 63-38 victory (12/8/15) while limiting the Wildcats to just 27.3 percent shooting, the second-lowest mark in the facility's history.

▼ Liberty's 46-point total in a 53-46 loss to the Camels (12/31/15) was the lowest for a Big South foe and third-lowest tally overall for a Camel opponent at Gore Arena.

▼ The 2nd largest crowd to witness a home game in Campbell basketball history (3220) packed the 3095-seat building on Feb. 1, 2014 when the Camels hosted Coastal Carolina in a game televised by ESPNU. A crowd of 3205 witnessed CU vs. Virginia Tech on Nov. 23, 2009.

▼ Gore Arena opened in the fall of 2008 and replaced old 947-seat Carter Gym, which was home to Campbell Basketball from 1953-2008. Carter, which still is home for Campbell intramurals and campus recreation, was the second-smallest capacity building among all NCAA Division I men's basketball programs, holding more fans than only one facility at the time - the Charleston Southern Field House (837).



2018-19 BIG SOUTH HONORS**Player of the Week**

Nov. 12	Chris Clemons (Campbell)
Nov. 19	Chris Clemons (Campbell)
Nov. 26	Chris Clemons , Jahaad Proctor (High Point)
Dec. 2	Francois Lewis (Presbyterian)
Dec. 9	Malik Moore (USC Upstate)
Dec. 16	Jahaad Proctor (High Point)
Dec. 27	DJ Laster (Gardner-Webb), Josh Ferguson (Winthrop)
Jan. 7	Carlik Jones (Radford)
Jan. 14	Jermaine Marrow (Hampton)
Jan. 21	Ed Polite (Radford)
Jan. 28	Davon Bell (Presbyterian)
Feb. 4	Chris Clemons (Campbell)
Feb. 11	Carlik Jones (Radford)
Feb. 18	Chris Clemons (Campbell)
Feb. 25	Chris Clemons (Campbell)
Mar. 4	Chris Clemons (Campbell) , DJ Laster (GWU)

Freshman of the Week

Nov. 12	Isaac Chatman (Campbell)
Nov. 19	Jose Perez (Gardner-Webb)
Nov. 26	Adam Flagler (Presbyterian)
Dec. 2	Jose Perez (Gardner-Webb)
Dec. 9	Coty Jude (UNC Asheville)
Dec. 16	Jose Perez (Gardner-Webb)
Dec. 27	DeVon Baker (UNC Asheville)
Jan. 7	Cory Hightower (Presbyterian)
Jan. 14	DeVon Baker (UNC Asheville)
Jan. 21	Adam Flagler (Presbyterian)
Jan. 28	Adam Flagler (Presbyterian)
Feb. 4	Jose Perez (GWU), Coty Jude (UNCA)
Feb. 11	Cory Hightower (Presbyterian)
Feb. 18	Adam Flagler (Presbyterian)
Feb. 25	Adam Flagler (Presbyterian)
Mar. 4	Jose Perez (Gardner-Webb)



CAMELS CLIMBING THE CHARTS

All-Time Scoring Leaders		Points
1. Chris Clemons	'15-	3193
2. Jonathan Rodriguez	'06-10	2153
3. Sam Staggers	'73-77	1947
4. Johnny Marshbanks	'65-69	1723
5. Joe Spinks	'90-94	1711
6. Mike Reidy	'60-64	1661
7. Mark Mocnik	'88-90, 91-93	1635
8. Henry Wilson	'85-89	1604
9. Danny Gaither	'70-74	1601
10. Andrew Broadie	'69-73	1589
11. Cordell Wise	'67-70	1584
12. Clarence Grier	'83-87	1514
13. Adam Fellers	'98-02	1495
14. Allen McRae	'67-70, 71-72	1455
15. Scott Neely	'91-94, 95-96	1377
16. Ron Curtis	'78-82	1239
17. John Heckstall	'75-79	1200
18. Wayne Sanford	'71-73, 74-76	1195
19. Tony Britto	'78-82	1191
20. Peter Wish	'62-63, 64-67	1188
21. Tarick Johnson	'00-04	1180
22. Don Whaley	'73-77	1118
23. Brad Childress	'86-90	1105
24. Corey Best	'95-98	1099
25. Marshall Lovett	'72-76	1064
26. Lorne Merthie	'08-12	1051
27. Andrew Ryan	'10-15	1041

DI era (since '77-78) Scoring Ldrs.		Points
1. Chris Clemons	'15-	3193
2. Jonathan Rodriguez	'06-10	2153
3. Joe Spinks	'90-94	1711
4. Mark Mocnik	'88-90, 91-93	1635
5. Henry Wilson	'85-89	1604
6. Clarence Grier	'83-87	1514
7. Adam Fellers	'98-02	1495
8. Scott Neely	'91-94, 95-96	1377
9. Ron Curtis	'78-82	1239
10. Tony Britto	'78-82	1191
11. Tarick Johnson	'00-04	1180
12. Brad Childress	'86-90	1105
13. Corey Best	'95-98	1099
14. Lorne Merthie	'08-12	1051
15. Andrew Ryan	'10-15	1041
16. Jonte' Edwards	'99-03	974
17. Reggie Bishop	'04-08	968
18. Reco McCarter	'12-15	947
19. Fred Whitfield	'77-80	943
20. Kyre' Hamer	'13-17	937
21. D.J. Mason	'12-16	932
22. Andrew Eudy	'15-	923
23. Harvey Smith	'80-84	922
24. Kyle Vejraska	'06-10	900

3-Point FG (Career)		Years	3FGM
1. Chris Clemons	'15-		440
2. Adam Fellers	'98-02		316
3. Mark Mocnik	'88-93		295
4. Scott Neely	'91-96		244
5. Lorne Merthie	'08-12		226
6. Andrew Ryan	'10-15		199
7. Jake Wohlfeil	'04-08		176
8. Eric Smith	'05-07		172
9. Marcus Burk	'16-18		158
10. Cory Gensler	'16-		148

3-Point FG Att. (Career)		Years	3FGA
1. Chris Clemons	'15-		1211
2. Adam Fellers	'98-02		805
3. Mark Mocnik	'88-93		747
4. Lorne Merthie	'08-12		556
5. Scott Neely	'91-96		553
6. Andrew Ryan	'10-15		512
7. Jake Wohlfeil	'04-08		479
8. Eric Smith	'05-07		458
9. Marcus Burk	'16-18		393
10. Cory Gensler	'16-		391

Free Throws (Career)		Years	FTM
1. Chris Clemons	'15-		727
2. Jonathan Rodriguez	'06-10		653
3. Henry Wilson	'85-89		362
4. Joe Spinks	'90-94		345
5. Clarence Grier	'83-87		335
6. Shane Whitfield	'15-18		329
7. Ron Curtis	'78-82		303
8. Jonte' Edwards	'99-03		271
9. Corey Best	'94-98		269
10. Junard Hartley	'07-11		227

Free Throw Att.(Career)		Years	FTA
1. Jonathan Rodriguez	'06-10		860
2. Chris Clemons	'15-		853
3. Joe Spinks	'90-94		537
4. Henry Wilson	'85-89		531
5. Shane Whitfield	'15-18		455
6. Clarence Grier	'83-87		447

7. Ron Curtis	'78-82	443
8. Jonte' Edwards	'99-03	426
9. Corey Best	'94-98	367
10. Junard Hartley	'07-11	331

Rebounds (Career)		Years	Rebounds
1. Jonathan Rodriguez	'06-10		1066
2. Joe Spinks	'90-94		954
3. Ron Curtis	'78-82		809
4. Tony Britto	'78-82		775
5. Henry Wilson	'85-89		724
6. Andrew Eudy	'15-		634
7. Sanders Jackson	'85-89		630
8. Jamie Simmons	'96-00		616
9. Marvelle Harris	'10-14		614
10. Chris Clemons	'15-		583

Off. Rebounds (Career)		Years	Off. Reb.
1. Jonathan Rodriguez	'06-10		332
2. Joe Spinks	'90-94		238
3. Jamie Simmons	'96-00		229
4. Marvelle Harris	'10-14		219
5. Andrew Eudy	'15-		201
6. Jonte' Edwards	'99-03		196
7. Scott Neely	'91-96		178
8. Corey Best	'94-98		177
9. Kyle Vejraska	'06-10		173
D.J. Mason	'12-16		173

Assists (Career)		Years	Assists
1. Dan Pogue	'92-96		701
2. Junard Hartley	'07-11		600
3. Brad Childress	'86-90		543
4. Joe Spinks	'90-94		344
5. Juan Austin	'82-86		336
6. Chris Clemons	'15-		334
7. Trey Freeman	'11-13		301
8. Ledell Eackles	'05-07		294
9. Jonathan Rodriguez	'06-10		286
10. Harvey Smith	'80-84		284
11. Andrew Eudy	'15-		279

Steals (Career)		Years	Steals
1. Brad Childress	'86-90		243
2. Joe Spinks	'90-94		220
3. Junard Hartley	'07-11		212
4. Chris Clemons	'15-		209
5. Jonathan Rodriguez	'06-10		175
6. Dan Pogue	'92-96		169
7. Lorne Merthie	'08-12		155
8. Ledell Eackles	'05-07		145
9. Kyre' Hamer	'13-17		128
10. Juan Austin	'82-86		123

Blocks (Career)		Years	Blocks
1. Andrew Eudy	2015-		198
2. Henry Wilson	1985-89		156
3. Joe Spinks	1990-94		155
4. Eric Griffin	2010-12		134
5. Marvelle Harris	2010-14		117
6. Marvin Edmonds	1988-91		113
7. Jamie Simmons	1996-00		108
8. Kyle Vejraska	2006-10		103
9. Tony Britto	1978-82		100
10. Charles Davis	1995-98		98

Games (Career)		Years	GP
1. Chris Clemons	2015-		129
Andrew Eudy	2015-		129
Andrew Ryan	2010-15		129
4. Jonathan Rodriguez	2006-10		121
Kyle Vejraska	2006-10		121
Junard Hartley	2007-11		121
7. Preston Dodson	2007-11		117
Quinton Ray	2013-17		117
9. Mark Mocnik	1988-93		116
Reggie Bishop	2004-08		116
-- Cory Gensler	'16-		102

Starts (Career)		Years	GS
1. Chris Clemons	2015-		126
2. Jonathan Rodriguez	2006-10		121
3. Junard Hartley	2007-11		115
4. Brad Childress	1986-90		113
5. Henry Wilson	1985-89		107
6. Ron Curtis	1978-82		105
Joe Spinks	1990-94		105
8. Andrew Eudy	2015-		102
9. Tony Britto	1978-82		99
10. Shane Whitfield	2015-18		97
11. Cory Gensler	2016-		95
Dan Pogue	1992-96		95

All-Time Season Scoring Leaders		Points
1. Chris Clemons	'18-19	961
2. Chris Clemons	'16-17	904
3. Chris Clemons	'17-18	772
4. Clarence Grier	'86-87	739
5. Jonathan Rodriguez	'07-08	626

6. Cordell Wise	'69-70	607
7. Sam Staggers	'76-77	602
8. Joe Spinks	'93-94	584
9. Sam Staggers	'74-75	574
10. Chris Clemons	'15-16	556
11. Don Whaley	'76-77	538
12. Allen McRae	'68-69	536
Jonathan Rodriguez	'06-07	536
Darren White	'11-12	536
15. Jonathan Rodriguez	'09-10	522
16. Peter Wish	'64-65	507
17. Cordell Wise	'68-69	504
18. Maurice Latham	'05-06	503
19. Henry Wilson	'88-89	500

DI era (since '77-78) Season Leaders		Points
1. Chris Clemons	'18-19	961
2. Chris Clemons	'16-17	904
3. Chris Clemons	'17-18	772
4. Clarence Grier	'86-87	739
5. Jonathan Rodriguez	'07-08	626
6. Joe Spinks	'93-94	584
7. Chris Clemons	'15-16	556
8. Jonathan Rodriguez	'06-07	536
Darren White	'11-12	536
10. Jonathan Rodriguez	'09-10	522
11. Maurice Latham	'05-06	503
12. Henry Wilson	'88-89	500

Free Throws (Season)		Year	FTM
1. Chris Clemons	'18-19		240
2. Chris Clemons	'17-18		211
3. Jonathan Rodriguez	'07-08		208
4. Chris Clemons	'16-17		184
5. Jonathan Rodriguez	'09-10		173
6. Shane Whitfield	'16-17		167
7. Clarence Grier	'86-87		158
8. Jonathan Rodriguez	'06-07		148
9. Troy Harper	'15-16		129
10. Jonathan Rodriguez	'08-09		124

3-Point FG (Season)		Year	3FGM
1. Chris Clemons	'18-19		135
2. Chris Clemons	'16-17		118
3. Eric Smith	'05-06		107
4. Mark Mocnik	'91-92		96
Adam Fellers	'99-00		96
6. Chris Clemons	'17-18		95
7. Chris Clemons	'15-16		94
8. Marcus Burk	'17-18		91
9. Adam Fellers	'00-01		86
10. Andrew Ryan	'14-15		83

Blocks (Season)		Year	Blocks
1. Eric Griffin	2011-12		73
2. Andrew Eudy	2016-17		70
3. Andrew Eudy	2017-18		65
Eric Griffin	2010-11		61
5. Marvin Edmonds	1990-91		54
6. Marvin Edmonds	1989-90		52
Joe Spinks	1991-92		52
Henry Wilson	1986-87		52
9. Jamie Simmons	1999-00		51
10. Henry Wilson	1987-88		47
Marvelle Harris	2010-11		47
12. Andrew Eudy	2018-19		46



Campbell High	Campbell Low	Category	Opponent High	Opponent Low
100 Central Penn (12/13)	56 at High Point (2/7)	Points Scored	93 UNCW (11/6), Georgetown (11/24)	29 Trinity Baptist (11/29)
52 (2X) last (2nd) Austin Peay (12/21)	21 (1st) at Hampton (1/26)	Points Scored/Half	50 (2nd) Austin Peay (12/22)	14 (2nd) Trinity Baptist (11/29)
50 Trinity Baptist (11/29)	1 (3X) last at Radford (1/30)	Victory Margin	15 Abilene Christian (12/4)	1 at High Point (2/7)
36 Central Penn (12/13)	19 at High Point (2/7)	Field Goals	35 Winthrop (1/10)	12 Trinity Baptist (11/29)
72 UNCW (11/6)	44 vs. USC Upstate (2/9)	Field Goal Attempts	74 Allen (1/2)	39 Longwood (2/2)
.600 (36-60) Central Penn (12/13)	.306 at Hampton (1/26)	FG Percentage	.596 Gardner-Webb (3/8)	.231 Trinity Baptist (11/29)
.655 (1st) Winthrop (1/10)	.229 (1st) at Hampton (1/26)	FG Percentage/Single Half	.632 (2nd) Ohio (11/12)	.217 (2nd) Trinity Baptist (11/29)
17 Longwood (2/2)	3 Abilene Christian (12/4)	3-Point Field Goals	15 UNCW (11/6)	3 (2X) last Allen (1/2)
40 (2X) last The Citadel (12/18)	14 Abilene Christian (12/4)	3-Point Field Goal Attempts	33 Hampton (2/13)	14 Abilene Christian (12/4)
.515 (17-33) Longwood (2/2)	.154 (4-26) at High Point (2/7)	3-Point Field Goal Percentage	.619 (13-21) Florida A&M (11/16)	.125 (3-24) Trinity Baptist (11/29)
24 vs. Hampton (3/7)	2 Alabama State (12/22)	Free Throws	25 Coastal Carolina (11/9)	2 Trinity Baptist (11/29)
35 Coastal Carolina (11/9)	7 Alabama State (12/22)	Free Throw Attempts	34 Coastal Carolina (11/9)	3 Trinity Baptist (11/29)
1.000 (19-19) Winthrop (1/10)	.286 Alabama State (12/22)	Free Throw Percentage	1.000 (8-8) Austin Peay (11/18)	.500 (2X) last Allen (1/2)
56 Allen (1/2)	20 Longwood (2/2)	Total Rebounds	46 at Hampton (1/26)	21 Abilene Christian (12/4)
18 (2X) last at Hampton (1/26)	1 vs. USC Upstate (2/9)	Offensive Rebounds	13 (4X) last Hampton (2/13)	3 (2X) last Gardner-Webb (3/8)
46 Allen (1/2)	15 Alabama State (12/22)	Defensive Rebounds	34 The Citadel (12/18)	17 Abilene Christian (12/4)
26 Austin Peay (12/21)	8 Trinity Baptist (11/18)	Fouls	25 Longwood (2/2)	11 (2X) last Presbyterian (1/24)
23 (2X) last Allen (1/2)	6 Abilene Christian (12/4)	Assists	22 Georgetown (11/24)	5 Trinity Baptist (11/29)
22 Abilene Christian (12/4)	4 (2X) last High Point (2/21)	Turnovers	21 (2X) last Longwood (2/2)	6 Hampton (3/7)
8 Central Penn (12/13)	0 (2X) last Longwood (2/2)	Blocked Shots	6 (2X) last Austin Peay (11/18)	0 (8X) last at Longwood (2/23)
13 Trinity Baptist (11/29)	0 vs. Hampton (3/7)	Steals	14 Abilene Christian (12/4)	2 (4X) last Hampton (3/7)
5 Central Penn (12/13)	1 at Radford (1/30)	Double Figure Scorers	5 (2X) last Gardner-Webb (3/8)	0 Trinity Baptist (11/29)

Individual (# School Record)

Category	Campbell	Opponent
Points	48 Chris Clemons vs. Hampton (2/13)	34 Kalin Fisher of Hampton (2/13)
Points/Half	28 (2nd) Chris Clemons at Radford (1/30)	20 (2nd) Davon Bell at Presbyterian (2/16)
Field Goals Made	16 Chris Clemons at Georgetown (11/24)	12 Nych Smith of Winthrop (1/10); 12 Kalin Fisher of Hampton (2/13)
Field Goal Attempts	28 Chris Clemons at Georgetown (11/24), vs. Winthrop (1/10)	22 Jermaine Marrow at Hampton (1/26)
FG Percentage (min. 5 Attempts)	.889 (8-9) Ja'Cor Nelson at USC Upstate (2/27)	1.000 (6-6) Amidou Bamba of Coastal Carolina (11/9)
FG Percentage (min. 10 Attempts)	.769 (10-13) Cory Gensler vs Austin Peay (11/18)	.818 (9-11) Adam Pickett of Winthrop (1/10)
3-Point Field Goals Made	10 Chris Clemons vs Longwood (2/2)	8 Justin Ravenel of Florida A&M (11/16)
3-Point Field Goal Attempts	19 Chris Clemons at Georgetown (11/24), vs High Point (2/21)	13 Zach Glotta of Austin Peay (12/21)
3-Point FG% (min. 5 Attempts)	.833 (5-6) Andrew Eudy vs UNCW (11/6)	.833 (5-6) Zach Johnson of Miami (12/29); .833 (5-6) JC Younger at Presbyterian (2/16)
3-Point FG% (min. 10 Attempts)	.556 (10-18) Chris Clemons vs Longwood (2/2)	.667 (8-12) Justin Ravenel of Florida A&M (11/16)
Free Throws Made	22 Chris Clemons vs Hampton (2/13)	13 Davon Bell at Presbyterian (2/16)
Free Throw Attempts	24 Chris Clemons vs Hampton (2/13)	14 Zac Cuthbertson of Coastal Carolina (11/9); 14 Davon Bell at Presbyterian (2/16)
FT Percentage (min. 5 Attempts)	1.000 (9-9) Chris Clemons vs Central Penn (12/13)	1.000 (9-9) Matt Frierson of The Citadel (12/18) 1.000 (9-9) Jermaine Marrow at Hampton (1/26)
FT Percentage (min. 10 Attempts)	1.000 (16-16) Chris Clemons at Presbyterian (2/16)	.929 (13-14) Davon Bell at Presbyterian (2/13)
Total Rebounds	15 Andrew Eudy vs. High Point (2/21)	13 Devontae Cacok of UNCW (11/6); 13 Zane Najdawi of The Citadel (12/18)
Offensive Rebounds	7 Andrew Eudy at UNC Asheville (1/16)	7 Trey Mourning of Georgetown (11/24)
Defensive Rebounds	9 Isaac Chatman vs. Austin Peay (11/21) 9 Andrew Eudy vs. High Point (2/21), at USC Upstate (2/27), vs. Hampton (3/7)	12 Greg Heckstall of Hampton (3/7);
Assists	7 Andrew Eudy vs Winthrop, at Radford, vs. USC Upstate	9 Davon Bell at Presbyterian (2/13)
Turnovers	5 Chris Clemons (4X) last at Abilene Christian (12/4) 5 Andrew Eudy vs Austin Peay (11/18); 5 Trey Spencer vs. The Citadel (12/18); 5 Ja'Cor Nelson at Longwood (2/23)	7 Tracy Hector of Florida A&M (11/16)
Blocked Shots	4 Brooks Cluxton vs Central Penn (12/13); 4 Andrew Eudy at USC Upstate (2/27)	3 Trevond Barnes at Hampton (1/26)
Steals	5 Chris Clemons vs UNCW (11/6), vs. Alabama State (12/22) 5 Ja'Cor Nelson vs. Trinity Baptist (11/29)	7 Payten Ricks at Abilene Christian (12/4)
Minutes (regulation game)	40 Andrew Eudy vs. Alabama State (12/22), Radford (3/2) 40 Chris Clemons (6X) last vs. Gardner-Webb (3/8)	40 Jermaine Marrow of Hampton (2/13)
Minutes (OT game)	41 Chris Clemons, Isaac Chatman vs. UNCW (11/6)	37 Ty Taylor of UNCW (11/6)



Campbell's Record...

	'18-19 .. McGeehan Era	
Overall	20-12	91-106
Home	12-4	59-39
Away	5-7	24-62
Neutral	3-1	6-5
vs. Big South (regular season)	12-4	44-60
Big South Home	7-1	29-24
Big South Away	5-3	15-36
Big South tournament	1-1	4-6
Postseason tournaments	0-0	4-2
vs. ACC	0-1	0-2
vs. Atlantic Sun	0-0	3-1
vs. Big East	0-1	0-1
vs. Colonial Athletic	1-0	2-7
vs. Mid-American	0-1	1-2
vs. Mid-Eastern Athletic	1-0	2-5
vs. Ohio Valley	1-1	4-1
vs. Southern	0-1	8-4
vs. Southland	0-1	1-2
vs. Southwestern Athletic	1-0	1-0
vs. Sun Belt	0-1	0-1
vs. Non-Division I opponents	3-0	18-1
Overtime	1-0	5-5
on TV	3-3	7-17
in Doubleheaders	7-5	21-24
Afternoon Tip	9-4	35-42
Evening Tip (after 6:00)	11-8	55-64
Eastern Time Zone	20-11	89-100
Central Time Zone	0-1	1-5
in North Carolina	13-5	66-59
in South Carolina	2-1	11-16
in Virginia	2-1	6-14
in District of Columbia	0-1	0-1
in Florida	1-2	2-2
in Jamaica	2-0	2-0
in Ohio	0-1	0-2
in Texas	0-1	0-1
On Monday	0-1	10-9
On Tuesday	1-2	11-10
On "Hump" Day	5-0	19-15
On Thursday	5-2	15-18
On Friday	1-2	7-8
On Saturday	7-4	24-39
On Sunday	1-0	5-5
In November	4-3	20-19
In December	2-4	21-20
In January	6-2	20-30
In February	6-2	21-29
In March	2-1	8-8
White Uniform	11-4	55-37
Orange Uniform	6-3	19-20
Black Uniform	3-5	17-49
CU scores 100+ points	1-0	5-0
CU scores 90-99 points	2-0	18-0
CU scores 80-89 points	5-2	18-7
CU scores 70-79	8-6	29-23
CU scores < 70	4-4	21-76
Opponent scores 90+	1-2	3-7
Opponent scores 80-89	1-5	7-31
Opponent scores 70-79	6-3	23-41
Opponent scores < 70	12-2	58-27
CU shoots 50% +	8-0	46-8
CU shoots < 50%	12-12	45-99
Opp. shoots 50% +	3-6	11-50
Opp. shoots < 50%	17-6	79-56
CU leads at half	13-4	68-24
Opp. leads at half	6-8	21-77
Tied at half	1-0	2-5
CU leads with 5:00 left	18-0	80-9
Opp. leads with 5:00 left	2-12	9-95
Tied with 5:00 left	0-0	2-2
CU outrebounds Opp	5-3	49-19
Opp. outrebounds CU	13-9	38-86
Rebounds even	2-0	4-1
CU Fewer TO than opponent	19-7	49-48
CU More TO than opponent	1-4	31-48
Turnovers even	0-1	7-10
Games decided by 5 or less	8-4	25-31
Games decided by 6-9	3-4	18-22
Games decided by 10+	9-4	48-53

Charting the Camels

	Largest Lead	Largest Deficit	Best Run	Opp. Run	Pts. In Paint	Pts. off TOs	2nd Ch. Points	Fast Brk Pt.	Bench Points
UNCW	10	7	12-0	13-3	38-26	25-10	8-16	4-2	8-25
COASTAL CAROLINA	3	10	8-1	8-0	30-36	15-11	9-8	6-8	12-18
at Ohio	12	11	8-0	12-2	26-36	19-15	10-12	21-6	13-17
Florida A&M	7	15	24-3	13-2	32-10	17-11	9-9	6-5	16-8
Austin Peay	8	5	13-2	10-0	32-38	24-13	4-13	2-2	8-17
at Georgetown	-	22	18-3	10-0	28-40	12-19	9-15	7-15	11-25
TRINITY BAPTIST	53	-	24-2	5-0	39-14	21-5	10-2	17-4	27-21
at Abilene Christian	3	19	13-3	10-0	30-34	10-24	13-6	5-6	19-15
CENTRAL PENN	47	-	29-4	10-5	50-24	28-6	11-6	14-2	42-12
THE CITADEL	3	8	11-0	9-2	22-36	16-10	9-13	4-6	11-17
Austin Peay	1	20	9-0	15-1	26-38	21-13	4-9	6-2	18-29
Alabama State	17	7	21-5	17-2	26-22	21-7	6-10	4-4	6-10
at Miami	3	16	10-4	14-0	26-22	15-13	4-3	8-11	15-25
ALLEN	48	2	26-2	5-3	42-28	13-13	12-7	12-4	34-14
GARDNER-WEBB	11	8	19-2	10-0	24-30	18-6	13-12	4-4	21-3
WINTHROP	2	9	9-2	10-3	32-40	12-10	11-16	2-4	10-34
at UNC Asheville	21	4	18-2	9-3	22-26	30-4	20-12	3-4	17-16
at Charleston Southern	4	14	17-5	14-2	30-24	14-9	8-16	8-7	8-18
PRESBYTERIAN	11	8	14-0	21-3	34-22	12-9	2-14	6-0	7-33
at Hampton	5	14	13-4	16-0	20-22	9-6	9-13	9-4	10-7
at Radford	5	15	11-2	18-1	12-32	4-10	11-14	5-8	2-21
LONGWOOD	27	-	11-1	9-2	14-16	25-11	1-3	2-0	17-25
at High Point	9	3	9-0	14-4	24-24	11-12	10-7	4-2	2-5
USC UPSTATE	23	4	10-0	12-2	32-28	21-16	0-9	10-2	14-25
HAMPTON	8	4	13-3	10-2	24-26	9-10	4-14	5-6	7-21
at Presbyterian	-	16	17-5	12-0	32-26	12-11	13-2	6-6	3-21
HIGH POINT	15	9	15-3	12-2	30-20	15-7	11-13	9-0	0-6
at Longwood	13	-	11-2	10-2	18-34	14-19	2-6	0-4	5-23
at USC Upstate	18	3	11-0	11-0	40-16	23-7	7-8	6-2	6-12
RADFORD	4	14	14-4	10-0	22-26	7-1	0-11	4-0	5-11
HAMPTON (Big South)	10	6	9-2	10-0	30-26	7-11	6-6	0-4	3-15
GARDNER-WEBB (Big South)	7	10	9-0	14-2	24-36	12-13	17-7	2-5	3-17
at UNCG (NIT)									
Totals (Season-high)	(53)	(22)	(29-4)	(21-3)	911-878	512-342	263-310	201-139	380-566
Average					28.5-27.4	16.0-10.7	8.2-9.7	6.3-4.3	11.9-17.7

Campbell Starting Lineups

Opponent (lineup record)	Forward/Guard	Forward	Center	Guard	Guard
UNCW (1-0)	Gensler	Chatman	Eudy	Nelson	Clemons
COASTAL CAROLINA (1-1)	Gensler	Chatman	Eudy	Nelson	Clemons
at Ohio (1-2)	Gensler	Chatman	Eudy	Nelson	Clemons
Florida A&M (2-2)	Gensler	Chatman	Eudy	Nelson	Clemons
Austin Peay (3-2)	Gensler	Chatman	Eudy	Nelson	Clemons
at Georgetown (3-3)	Gensler	Chatman	Eudy	Nelson	Clemons
TRINITY BAPTIST (1-0)	Gensler	Chatman	Eudy	Spencer	Clemons
at Abilene Christian (1-1)	Gensler	Chatman	Eudy	Spencer	Clemons
CENTRAL PENN (1-0)	Gensler	Cluxton	Eudy	Spencer	Clemons
THE CITADEL (1-2)	Gensler	Chatman	Eudy	Spencer	Clemons
Austin Peay (1-3)	Gensler	Chatman	Eudy	Spencer	Clemons
Alabama State (1-0)	Nelson	Chatman	Eudy	Spencer	Clemons
at Miami (1-4)	Gensler	Chatman	Eudy	Spencer	Clemons
ALLEN (4-3)	Gensler	Chatman	Eudy	Nelson	Clemons
GARDNER-WEBB (1-0)	Gensler	Saunders	Eudy	Nelson	Clemons
WINTHROP (4-4)	Gensler	Chatman	Eudy	Nelson	Clemons
at UNC Asheville (5-4)	Gensler	Chatman	Eudy	Nelson	Clemons
at Charleston Southern (6-4)	Gensler	Chatman	Eudy	Nelson	Clemons
PRESBYTERIAN (7-4)	Gensler	Chatman	Eudy	Nelson	Clemons
at Hampton (7-5)	Gensler	Chatman	Eudy	Nelson	Clemons
at Radford (8-5)	Gensler	Chatman	Eudy	Nelson	Clemons
LONGWOOD (9-5)	Gensler	Chatman	Eudy	Nelson	Clemons
at High Point (9-6)	Gensler	Chatman	Eudy	Nelson	Clemons
USC UPSTATE (10-6)	Gensler	Chatman	Eudy	Nelson	Clemons
HAMPTON (11-6)	Gensler	Chatman	Eudy	Nelson	Clemons
at Presbyterian (11-7)	Gensler	Chatman	Eudy	Nelson	Clemons
HIGH POINT (12-7)	Gensler	Chatman	Eudy	Nelson	Clemons
at Longwood (13-7)	Gensler	Chatman	Eudy	Nelson	Clemons
at USC Upstate (14-7)	Gensler	Chatman	Eudy	Nelson	Clemons
RADFORD (1-0)	Gensler	Cuadra	Eudy	Nelson	Clemons
HAMPTON (Big South) (1-0)	Gensler	Chatman	Eudy	Whitfield	Clemons
GARDNER-WEBB (Big South) (14-8)	Gensler	Chatman	Eudy	Nelson	Clemons
at UNCG (NIT)					



GILBERT CRAIG GORE ARENA RECORDS

• TEAM

MOST POINTS	110 vs. Allen (2/16/16)
MOST POINTS (vs Division I opponent)	101 vs. Appalachian State (11/16/12)
	101 vs. The Citadel (12/19/15)
MOST POINTS (Opponent)	97 VMI vs. Campbell (11/24/08)
FEWEST POINTS	29 Trinity Baptist vs. Campbell (11/29/18)
FEWEST POINTS (Big South oppo.)	46 Liberty vs. Campbell (12/31/14)
FEWEST POINTS (Campbell)	40 vs. Liberty (1/28/17)
MOST POINTS (Combined)	190 Campbell (97) vs. VMI (93) (1/18/14)
FEWEST POINTS (Combined)	98 Campbell (51) vs. USC Upstate (47) (2/21/09)
FIELD GOALS	42 Campbell vs. Appalachian State (11/16/12)
FIELD GOALS (Opp.)	35 Winthrop vs. Campbell (1/10/19)
FEWEST FIELD GOALS	12 Trinity Baptist vs. Campbell (11/29/18)
FEWEST FIELD GOALS (Campbell)	12 vs. Liberty (1/28/17)
FIELD GOAL ATTEMPTS	72 vs. UNCW (11/6/18)
FIELD GOAL ATTEMPTS (Opp.)	77 Gardner-Webb vs. Campbell (1/5/13)
FEWEST FG ATTEMPTS	39 vs. North Florida (11/27/09)
FEWEST FG ATTEMPTS (Opp.)	39 Mercer vs. Campbell (2/12/10)
3-POINT FIELD GOALS	19 VMI vs. Campbell (11/24/08)
3-POINT FIELD GOALS (Campbell)	17 vs. Longwood (2/2/19)
3-POINT FG ATTEMPTS	40 VMI vs. Campbell (11/24/08)
3-POINT FG ATTEMPTS (Campbell)	40 vs. The Citadel (12/18/18)
FEWEST 3-PT. FG	0 vs. Belmont (1/30/10), 0 vs. Robert Morris (12/4/12)
FEWEST 3-PT. FG (Opp.)	1 Kennesaw State vs. Campbell (1/7/11);
	1 Bridgewater vs. Campbell (11/15/16); 1 Columbia Intl. vs. Campbell (11/13/17)
FEWEST 3-PT. ATTEMPTS	5 vs. North Florida (1/5/11)
FEWEST 3-PT. ATTEMPTS (Opp.)	8 Barber-Scotia vs. Campbell (11/14/14)
FREE THROWS MADE	36 vs. Newberry (11/29/12)
FREE THROWS MADE (Opp.)	31 UNC Asheville vs. Campbell (2/6/16)
FT ATTEMPTS	44 vs. Newberry (11/29/12)
FT ATTEMPTS (Opp.)	44 Lipscomb vs. Campbell (2/9/09)
	44 UNC Asheville vs. Campbell (2/6/16)
FT MADE (Combined)	59 Campbell (31) vs. East Carolina (28) (11/14/11)
FT ATTEMPTS (Combined)	81 Campbell (44) vs. Newberry (37) (11/29/12)
FEWEST FT MADE	4 vs. Johnson C. Smith (11/29/10)
FEWEST FT MADE (Opp.)	2 Trinity Baptist vs. Campbell (11/29/18)
FEWEST FT ATTEMPTS	6 vs. High Point (1/8/14)
FEWEST FT ATTEMPTS (Opp.)	3 Trinity Baptist vs. Campbell (11/29/18)
MOST REBOUNDS	56 vs. Allen (1/2/19)
MOST REBOUNDS (Opp.)	56 Rio Grande vs. Campbell (12/12/12)
MOST OFFENSIVE REBOUNDS	26 vs. St. Andrews (11/13/09)
MOST OFFENSIVE REBOUNDS (Opp.)	28 Rio Grande vs. Campbell (12/12/12)
MOST FOULS	30 vs. UNC Asheville (1/12/12)
MOST FOULS (Opp.)	35 Newberry vs. Campbell (11/29/12)
MOST FOULS (Combined)	64 Campbell (29) vs. Newberry (35) (11/29/12)
BEST FG PERCENTAGE	.745 (38-51) vs. Allen (2/16/16)
BEST FG PERCENTAGE (Opp.)	.596 (28-47) Gardner-Webb vs. CU (3/8/17)
LOWEST FG%	.261 (12-46) vs. Liberty (1/28/17)
LOWEST FG% (Opp.)	.228 (13-57) Montreat (11/13/15)
BEST 3-POINT FG%	.800 (4-5) vs. North Florida (1/5/11)
BEST 3-POINT FG% (Opp.)	.700 (7-10) UNC Asheville vs. Campbell (2/2/13)
BEST FT PERCENTAGE	1.000 (19-19) Campbell vs. Winthrop (1/10/19)
BEST FT PERCENTAGE (Opp.)	1.000 (16-16) High Point vs. Campbell (2/14/15)
MOST ASSISTS	30 vs. UNC Asheville (11/22/08)
MOST STEALS	18 vs. Montreat (11/13/15)
MOST STEALS (Opp.)	16 Savannah State vs. Campbell (2/23/13);
	16 UNC Asheville vs. Campbell (2/6/16)
MOST BLOCKED SHOTS	11 vs. North Carolina A&T (11/17/11)
MOST BLOCKED SHOTS (Opp.)	9 ETSU vs. Campbell (2/23/09)
	9 Coastal Carolina vs. Campbell (1/2/12)
MOST TURNOVERS	24 vs. North Florida (1/5/10)
MOST TURNOVERS (Opp.)	28 Chowan vs. Campbell (11/15/08)
FEWEST TURNOVERS	3 vs. Charleston Southern (1/4/17)
FEWEST TURNOVERS (Opp.)	5 Presbyterian vs. Campbell (2/4/12)
	5 Charleston Southern vs. Campbell (2/21/15)
HIGHEST SCORING HALF	59 (2nd) Campbell vs. Columbia International (11/13/17)
HIGHEST SCORING HALF (Opp.)	65 (2nd) Belmont vs. Campbell (2/6/09)
LOWEST SCORING HALF	9 (2nd) vs. North Carolina Central (11/18/13)
LOWEST SCORING HALF (Opp.)	14 (2nd) Trinity Baptist vs. Campbell (11/29/18)
LOWEST SCORING HALF (DI Opp.)	15 (1st) Charleston Southern vs. Campbell (1/18/18)
MOST OVERTIME PERIODS	3 vs. Gardner-Webb (1/5/13)
LARGEST VICTORY MARGIN	64 Campbell (108-44) vs. Columbia Intl. (11/13/17)
LARGEST VICTORY MARGIN (DI Opp.)	37 Campbell (94-57) vs. UNC Asheville (11/22/08)
LARGEST VICTORY MARGIN (Big South)	34 CU (88-54) vs. Longwood (2/10/18)
LARGEST VICTORY MARGIN (A-Sun)	30 Campbell (85-55) vs. Stetson (1/22/11)
LARGEST MARGIN OF VICTORY (Opp.)	32 Liberty (72-40) vs. Campbell (1/28/17)

• INDIVIDUAL

MOST POINTS (CU)	48 Chris Clemons vs. Hampton (2/13/19)
MOST POINTS (Opp.)	37 Akeem Richmond of East Carolina (1/2/14)
MOST POINTS (Half) (Opp.)	27 (2nd) Keith Gabriel of VMI (1/21/12)
MOST POINTS (Half) (CU)	28 (2nd) Darren White vs. App. St. (11/16/12)
MOST FIELD GOALS	15 Darren White vs. Appalachian State (11/16/12)
MOST FIELD GOALS (Opp.)	14 D.J. Covington of VMI (2/16/13)
	14 MaCio Teague of UNC Asheville (2/1/18)
MOST FG ATTEMPTS	28 Chris Clemons vs. Winthrop (1/10/19)
MOST FG ATTEMPTS (Opp.)	27 Keith Gabriel of VMI (1/21/12)
BEST FG% (Min. 5 att.)	1.000 (8-8) Marvelle Harris vs. J.C. Smith (11/29/10)
BEST FG% (Min. 5 att.) (Opp.)	1.000 (8-8) Devontae Cacok of UNCW (12/14/16)
BEST FG% (Min. 10 att.)	.909 (10-11) Chris Clemons vs. Allen (2/16/16)
BEST FG% (Min. 10 att.) (Opp.)	.917 (11-12) Kris Acox of Furman (3/25/17)
MOST 3-POINT FG (Campbell)	10 Chris Clemons vs. Longwood (2/2/19)
MOST 3-POINT FG (Opp.)	10 Akeem Richmond of East Carolina (1/2/14)
3-POINT FG ATTEMPTS	19 Chris Clemons vs. High Point (2/21/19)
3-POINT FG ATTEMPTS (Opp.)	17 Akeem Richmond of East Carolina (1/2/14)
BEST 3-POINT FG % (Min. 5 att.)	1.000 (6-6) Cory Gensler vs. Johnson & Wales (12/19/16)
MOST FREE THROWS	22 Chris Clemons vs. Hampton (2/13/19)
MOST FREE THROWS (Opp.)	12 Adam Sollazzo of ETSU (2/24/11)
MOST FT ATTEMPTS	24 Chris Clemons vs. Hampton (2/13/19)
MOST FT ATTEMPTS (Opp.)	13 Adam Sollazzo of ETSU (2/24/11)
	13 Joel Vander Pol of Liberty (12/1/11)
	13 Tashan Newsome of Gardner-Webb (1/3/13)
BEST FT% (Min. 10 att.)	1.000 (12-12) Trey Freeman vs. East Carolina (11/14/11)
BEST FT% (Min. 10 att.) (Opp.)	.923 (12-13) Adam Sollazzo of ETSU (2/24/11)
MOST REBOUNDS (Campbell)	16 Darren White vs. VMI (1/21/12)
	16 Darius Leonard vs. Gardner-Webb (1/5/13)
MOST REBOUNDS (Opp.)	20 Daniel Emerson, Mercer vs. Campbell (1/3/09)
MOST OFF. REBOUNDS	8 Jonathan Rodriguez vs. St. Andrews (11/13/09)
	8 Darren White vs. UNC Wilmington (12/29/12)
	8 Marvelle Harris vs. East Carolina (1/2/14)
MOST OFF. REBOUNDS (Opp.)	8 D.J. Covington of VMI (2/16/13)
MOST ASSISTS	14 Trey Freeman vs. VMI (2/16/13)
MOST ASSISTS (Opp.)	12 Adam Sollazzo of ETSU (2/23/09)
MOST STEALS	7 Junard Hartley vs. ETSU (2/19/10)
MOST STEALS (Opp.)	7 James Florence, Mercer vs. Campbell (1/3/09)
MOST BLOCKED SHOTS (CU)	7 Kyle Vejraska vs. ETSU (2/23/09)
MOST BLOCKED SHOTS (Opp.)	5 Marcus Allen of Jacksonville (1/17/09)
	5 Joel Vander Pol of Liberty (2/13/13)
MOST TURNOVERS (Opp.)	9 Brock Young of East Carolina (11/17/09)
MOST MINUTES	51 Trey Freeman vs. Gardner-Webb (1/5/13)
MOST MINUTES (Opp.)	49 Tashan Newsome of Gardner-Webb (1/5/13)

• POPE CENTER / GORE ARENA FACTS

YEAR OPENED	2008
COST	\$34 million
SEATING CAPACITY	3,095
RESULT OF FIRST GAME (Men)	CU 79, Chowan 64, Nov. 11, 2008 (Attn. 2563)
FIRST Campbell Loss	VMI 97, Campbell 92, Nov. 24, 2008 (Attn. 1531)

Top 10 HOME CROWDS

1.	3351	Mar. 2, 2019	Campbell 64, Radford 62
2.	3220	Feb. 1, 2014	Coastal Carolina 61, Campbell 58
3.	3205	Nov. 23, 2009	Virginia Tech 71, Campbell 60
4.	3090	Mar. 8, 2019 +	Gardner-Webb 79, Campbell 74
5.	3035	Jan. 12, 2012	UNC Asheville 89, Campbell 82
6.	3028	Nov. 14, 2011	Campbell 76, East Carolina 74
7.	3023	Feb. 19, 2010	Campbell 79, ETSU 57
8.	2991	Mar. 3, 2016 +	Gardner-Webb 79, Campbell 69
9.	2952	Feb. 21, 2019	Campbell 61, High Point 48
10.	2948	Mar. 7, 2019 +	Campbell 86, Hampton 77

+ Big South tournament game

ALL-TIME CAMPBELL/ GORE ARENA RECORD 110-63 (.636) - 11 seasons



Campbell In The Big South Conference Championship

(Won 14, Lost 16)

Date (Seed)	Opponent (Seed)	Result	Site	Campbell Highlights
03/03/86 (6)	Augusta (3)	L 55-67	Savannah, Ga.	Clarence Grier 14 pts, Larry Spencer 12 pts., Henry Wilson 10 pts, 8 reb.
02/26/87 (2)	Armstrong State (7)	W 92-86	Savannah, Ga.	Grier 28 pts, Spencer 18 (6-9 threes), Wilson 16, Brad Childress 14
02/27/87 (2)	UNC Asheville (3)	W 79-76	Savannah, Ga.	Wilson 32 pts, Grier 23, Derrick Hensley 11 reb
02/28/87 (2)	Charleston Southern (1)	L 68-69	Savannah, Ga.	Grier 21 pts, Spencer 21, Wilson 5 blocks
03/03/88 (7)	Charleston Southern (2)	L 61-69	Rock Hill, S.C.	Wilson 18 pts., Childress 16, Sanders Jackson 13 pts., 11 reb.
03/02/89 (2)	Augusta (7)	W 90-84	Rock Hill, S.C.	Wilson 30 pts, Mark Mocnik 30 (7-11 threes), Childress 12 pts, Jackson 10 reb.
03/03/89 (2)	Winthrop (6)	W 78-55	Rock Hill, S.C.	Mocnik 27 (4-7 threes), Steve Bruce 11 pts., CU led 30-13 at half
03/04/89 (2)	UNC Asheville (4)	L 78-93	Rock Hill, S.C.	Wilson 25 pts., Mocnik 21 (5-11 threes), Chris Springs 12
03/01/90 (2)	Radford (7)	L 44-68	Rock Hill, S.C.	Rod Gourdine 12 pts., CU shot 28% from field
02/28/91 (8)	Coastal Carolina (1)	L 46-83	Anderson, S.C.	Joe Spinks 17 pts., Jamie Lee 10, CU shot 29% from field
03/05/92 (3)	Davidson (6)	W 69-60	Anderson, S.C.	Spinks 17 pts., Billy Ellison 14, Steve Martin 12
03/06/92 (3)	Liberty (2)	W 53-51	Anderson, S.C.	Mocnik 14 pts., Martin 12, Ellison 10 pts., 10 reb.
03/07/92 (3)	Charleston Southern (4)	W 67-53	Anderson, S.C.	Mocnik 20 pts (4-6 trees), Spinks 12 pts, CU outscored CSU 45-28 in 2nd half
03/04/93 (3)	Maryland-Baltimore Co. (6)	L 67-85	Charleston, S.C.	Spinks 15 pts., 10 reb., Scott Neely 13 pts., Jamie Lee 11 pts.
03/04/94 (2)	Winthrop (7)	W 79-71	Charleston, S.C.	Spinks 25 pts., 11 reb., Jared Harrison 15 pts., Neely 11 pts
03/05/94 (2)	Radford (3)	W 72-61	Charleston, S.C.	Neely 32 pts. (7-9 threes), Spinks 13 pts., 10 reb., Harrison 11, Dan Pogue 10 assists
03/07/94 (2)	Liberty (4)	L 62-76	Charleston, S.C.	Spinks 28 pts., 11 reb.; CU shot 28.2% from field
1995-2011 <i>Campbell was a member of the Atlantic Sun Conference</i>				
02/29/12 (3)	Winthrop (6)	L 55-71	Asheville, N.C.	White 15 points, Griffin 4 blocks
03/05/13 (3N)	Presbyterian (6S)	W 81-73 (OT)	Conway, S.C.	Freeman 22 points, CU wins 2nd conf. tournament OT game in program history
03/17/13 (3N)	Gardner-Webb (2S)	L 57-71	Conway, S.C.	Ryan 17 points, Harris 13, Freeman 17
03/05/14 (4N)	Charleston Southern (5S)	L 71-81	Conway, S.C.	McCarter 19 pts., Leek & Mason 13; CU 13-of-25 threes
03/04/15 (10)	Gardner-Webb (7)	L 64-72	Conway, S.C.	Phillips 20 pts., McCarter & Harper 13
03/03/16 (11)	Gardner-Webb (6)	L 69-79	Buies Creek, N.C.	Mason 19 pts
02/28/17 (7)	Presbyterian (10)	W 81-62	Buies Creek, N.C.	Clemons 27 pts., 8 reb; CU shot 58% from field
03/02/17 (7)	UNC Asheville (2)	W 81-79	Rock Hill, S.C.	Clemons Big South & school record 51 points (18-34 FG, 8-14 3FG)
03/03/17 (7)	Radford (6)	W 66-50	Rock Hill, S.C.	Clemons 33 points, Eudy career-high 14; CU holds Radford to 30.6% FG
03/05/17 (7)	Winthrop (1)	L 59-76	Rock Hill, S.C.	Clemons 29 points, Eudy 10 rebounds; First conference final since 1994
03/01/18 (4)	Liberty (5)	L 59-73	Asheville, N.C.	Clemons 23 points, 6 rebounds; Eudy 10 points
03/07/19 (1)	Hampton (8)	W 86-77	Buies Creek, N.C.	Clemons 34 points, Eudy 21 points, 14 rebounds
03/08/19 (1)	Gardner-Webb (4)	L 74-79	Buies Creek, N.C.	Clemons 23 points, Gensler 20, Chatman 18; 3,090 attendance

Campbell Big South Tournament Team Records

Campbell High	Campbell Low	Category	Opponent High	Opponent Low
92 Armstrong State (2/26/87)	44 Radford (3/1/90)	Points Scored	93 UNC Asheville (3/4/89)	50 Radford (3/3/17)
50 (2X) last Augusta (3/2/89)	16 Radford (1st) (3/1/90)	Points Scored/Half	50 (2nd) UNC Asheville (3/4/89)	13 (1st) Winthrop (3/3/89)
23 Winthrop (3/3/89)	2 (2X) last UNC Asheville (3/2/17)	Victory Margin	37 Coastal Carolina (3/1/90)	1 Charleston Southern (2/28/87)
35 Augusta (3/2/89)	17 Coastal Carolina (2/28/91)	Field Goals	35 Armstrong State (2/26/87)	19 (3X) last Radford (3/3/17)
78 Liberty (3/7/94)	40 Charleston Southern (3/7/92)	Field Goal Attempts	75 Armstrong State (2/26/87)	46 Gardner-Webb (3/7/13)
.583 Augusta (3/2/89)	.281 Radford (3/1/90)	FG Percentage	.596 (2X) last Gardner-Webb (3/8/19)	.306 Radford (3/3/17)
.692 (2nd) Augusta (3/2/89)	.214 (1st) Gardner-Webb (3/3/16)	FG Percentage/Single Half	.692 (2nd) Presbyterian (3/5/13)	.227 (1st) Presbyterian (2/28/17)
14 Radford (3/5/94)	0 (2X) last Coastal Carolina (2/28/91)	3-Point Field Goals	13 Armstrong State (2/26/87)	1 Radford (3/1/90)
36 at Winthrop (3/5/17)	8 (3X) last Coastal Carolina (2/28/91)	3-Point Field Goal Attempts	29 Armstrong State (2/26/87)	8 (2X) last Radford (3/1/90)
.714 (10-14) Augusta (3/2/89)	.000 (0-8) (2X) last Coastal Caro. (2/29/91)	3-Point Field Goal Percentage	.600 (9-15) (2X) last Gardner-Webb (3/8/19)	.125 (1-8) Radford (3/1/90)
29 UNC Asheville (2/26/87)	4 Gardner-Webb (3/8/19)	Free Throws	23 Liberty (3/7/94)	2 Liberty (3/6/92)
36 UNC Asheville (2/26/87)	7 at Winthrop (3/5/17)	Free Throw Attempts	32 Augusta (3/3/86)	5 Liberty (3/6/92)
.950 (19-20) Gardner-Webb (3/3/16)	.462 (6-13) Gardner-Webb (3/7/13)	Free Throw Percentage	.944 (17-18) Hampton (3/7/19)	.375 (3-8) Davidson (3/5/92)
46 Liberty (3/7/94)	25 Gardner-Webb (3/4/15)	Rebounds	48 Radford (3/1/90)	26 Presbyterian (3/5/13)
26 Liberty (3/7/94)	4 (3X) last UNC Asheville (3/2/17)	Offensive Rebounds	17 (2X) last Gardner-Webb (3/4/15)	3 Gardner-Webb (3/8/19)
34 Radford (3/3/17)	15 (2X) last Gardner-Webb (3/4/15)	Defensive Rebounds	35 Radford (3/1/90)	16 Winthrop (3/3/89)
29 Augusta (3/3/86)	10 Augusta (3/2/89)	Fouls	28 UNC Asheville (2/27/87)	9 at Winthrop (3/5/17)
19 Gardner-Webb (3/8/19)	5 at Winthrop (3/5/17)	Assists	22 UNC Asheville (3/4/89)	6 Winthrop (3/3/89)
18 UNC Asheville (2/27/87)	5 (2X) last Hampton (3/7/19)	Turnovers	19 (2X) last Presbyterian (2/28/17)	6 (2X) last Hampton (3/7/19)
7 Presbyterian (2/28/17)	0 (3X) last Coastal Carolina (2/28/91)	Blocked Shots	10 Liberty (3/7/94)	0 (4X) last Gardner-Webb (3/4/15)
12 Presbyterian (2/28/17)	0 Hampton (3/7/19)	Steals	10 (3X) last Coastal Carolina (2/28/91)	1 Charleston Southern (3/5/14)
4 (5X) last Gardner-Webb (3/3/16)	1 (3X) last UNC Asheville (3/2/17)	Double Figure Scorers	7 UNC Asheville (3/4/89)	2 (8X) last Radford (3/3/17)



Campbell Big South Tournament Individual Records

% Big South Tournament Record

Points:	% 51 Chris Clemons vs. UNC Asheville (3/2/17)
	33 Chris Clemons vs. Radford (3/3/17)
	32 Henry Wilson vs. UNC Asheville (2/27/87)
	32 Scott Neely vs. Radford (3/5/94)
	30 Henry Wilson vs. Augusta (3/2/89)
	30 Mark Mocnik vs. Augusta (3/2/89)
	30 Chris Clemons vs. Hampton (3/7/19)
	29 Chris Clemons at Winthrop (3/5/17)
	28 Clarence Grier vs. Armstrong State (2/26/87)
	28 Joe Spinks vs. Liberty (3/7/94)
FGM:	% 18 Chris Clemons vs. UNC Asheville (3/2/17)
	13 Henry Wilson vs. Augusta (3/2/89)
	11 Scott Neely vs. Radford (3/5/94)
	11 Joe Spinks vs. Liberty (3/7/94)
	11 Chris Clemons vs. Radford (3/3/17)
	33 Joe Spinks vs. Liberty (3/7/94)
FGA:	32 Chris Clemons vs. UNC Asheville (3/2/17)
	27 Chris Clemons at Winthrop (3/5/17)
	24 Chris Clemons vs. Gardner-Webb (3/8/19)
	22 Chris Clemons vs. Liberty (3/1/18)
	21 Clarence Grier vs. UNC Asheville (2/27/87)
	21 Henry Wilson vs. Augusta (3/2/89)
	21 Chris Clemons vs. Hampton (3/7/19)
	20 Clarence Grier vs. Armstrong State (2/26/87)
	20 Chris Clemons vs. Radford (3/3/17)
FG% (10 att)	.786 (11-14) Scott Neely vs. Radford (3/5/94)
	.727 (8-11) Andrew Eudy vs. Hampton (3/7/19)
	.714 (10-14) Chris Clemons vs. Presbyterian (2/28/17)
	.700 (7-10) Mark Mocnik vs. Charleston Southern (3/7/92)
	.700 (7-10) Billy Ellison vs. Davidson (3/5/92)
	.700 (7-10) Isaac Chatman vs. Gardner-Webb (3/8/19)
	.667 (8-12) Mark Mocnik vs. Winthrop (3/3/89)
	.619 (13-21) Henry Wilson vs. Augusta (3/2/89)
3FGM:	8 Chris Clemons vs. UNC Asheville (3/2/17)
	7 Mark Mocnik vs. Augusta (3/2/89)
	7 Scott Neely vs. Radford (3/5/94)
	6 Larry Spencer vs. Armstrong State (2/26/87)
	6 Chris Clemons at Winthrop (3/5/17)
3FGA:	18 Chris Clemons at Winthrop (3/5/17)
	14 Chris Clemons vs. UNC Asheville (3/2/17)
	14 Chris Clemons vs. Gardner-Webb (3/8/19)
	13 Larry Spencer vs. Charleston Southern (2/28/87)
	13 Chris Clemons vs. Hampton (3/7/19)
	11 Mark Mocnik vs. Augusta (3/2/89)
	11 Mark Mocnik vs. UNC Asheville (3/4/89)
3FG% (5 att)	.778 (7-9) Scott Neely vs. Radford (3/5/94)
	.667 (6-9) Larry Spencer vs. Armstrong State (2/26/87)
	.667 (4-6) Mark Mocnik vs. Charleston Southern (3/7/92)
	.667 (4-6) Cory Gensler vs. Gardner-Webb (3/8/19)
	.636 (7-11) Mark Mocnik vs. Augusta (3/2/89)
FTM:	17 Chris Clemons vs. Hampton (3/7/19)
	12 Henry Wilson vs. UNC Asheville (2/27/87)
	9 Keith Ison vs. Charleston Southern (3/7/92)
FTA:	19 Chris Clemons vs. Hampton (3/7/19)
	16 Henry Wilson vs. UNC Asheville (2/27/87)
	14 Keith Ison vs. Charleston Southern (3/7/92)
FT% (10 min.)	.895 (17-19) Chris Clemons vs. Hampton (3/7/19)
	.750 (12-16) Henry Wilson vs. UNC Asheville (2/27/87)
Rebounds: (10)	14 Andrew Eudy vs. Hampton (3/7/19)
	12 Billy Ellison vs. Radford (3/1/90)
	11 Derrick Hensley vs. UNC Asheville (2/27/87)
	11 Sanders Jackson vs. Charleston Southern (3/3/88)
	11 Joe Spinks vs. Winthrop (3/4/94)
	11 Joe Spinks vs. Liberty (3/7/94)
	10 Sanders Jackson vs. Augusta (3/2/89)
	10 Billy Ellison vs. Liberty (3/6/92)
	10 Joe Spinks vs. UMBC (3/4/93)
	10 Joe Spinks vs. Radford (3/5/94)
	10 Andrew Eudy at Winthrop (3/5/17)
Off. Reb.	6 Henry Wilson vs. Augusta (3/2/89)
	6 Joe Spinks vs. UMBC (3/4/93)
	6 Joe Spinks vs. Liberty (3/7/94)
Assists:	10 Dan Pogue vs. Radford (3/5/94)
	9 Dan Pogue vs. Winthrop (3/4/94)
	8 Brad Childress vs. Augusta (3/2/89)
	8 Brad Childress vs. UNC Asheville (3/4/89)
Turnovers:	8 Brad Childress vs. UNC Asheville (2/27/87)
	7 Dan Pogue vs. UMBC (3/4/93), vs. Radford (3/5/94)
Blocks:	5 Henry Wilson vs. Charleston Southern (2/28/87)
Steals:	5 Kyrle Hamer vs. Presbyterian (2/28/17)
	4 Mark Mocnik vs. Charleston Southern (3/7/92)
Minutes:	44 Trey Freeman vs. Presbyterian (3/5/13)

Campbell Opponent Big South Tournament Records

Points:	29 Donald Johnson of Armstrong State (2/26/87)
	26 Tim Daniels of Augusta (3/2/89)
	26 Keon Johnson at Winthrop (3/5/17)
	25 Van Wilkins of UNC Asheville (2/27/87)
	25 Tyrone Travis of Radford (3/5/94)
	25 Reggie Middleton of Winthrop (2/29/12)
FGM:	12 Donald Johnson of Armstrong State (2/26/87)
	11 Van Wilkins of UNC Asheville (2/27/87)
	11 Tim Daniels of Augusta (3/2/89)
FGA:	23 Van Wilkins of UNC Asheville (2/27/87)
	20 Skip Saunders of UMBC (3/4/93)
	20 LaShawn Colter of Winthrop (3/4/94)
	20 Jermaine Marrow of Hampton (3/7/19)
FG% (10 att)	.733 (11-15) Tim Daniels of Augusta (3/2/89)
	.667 (12-18) Donald Johnson of Armstrong State (2/26/87)
	.667 (8-12) DuWayne Cheatam of Coastal Carolina (2/28/91)
3FGM:	7 Darius Moore of Presbyterian (2/28/17)
	5 Donald Johnson of Armstrong State (2/26/87)
	5 Skip Saunders of UMBC (3/4/93)
	5 Reggie Middleton of Winthrop (2/29/12)
3FGA:	14 Darius Moore of Presbyterian (2/28/17)
	13 LaShawn Colter of Winthrop (3/4/94)
	10 Donald Johnson of Armstrong State (2/26/87)
	10 Skip Saunders of UMBC (3/4/93)
	10 Reggie Middleton of Winthrop (2/29/12)
	10 Will Saunders of Charleston Southern (3/5/14)
	10 MaCio Teague of UNC Asheville (3/2/17)
	10 Keon Johnson at Winthrop (3/5/17)
3FG% (5 att)	.667 (4-6) Dee Riley of Charleston Southern (3/3/88)
	.667 (4-6) Brian Penny of Coastal Carolina (2/28/91)
	.600 (3-5) Joe Staiti of Armstrong State (2/26/87)
	.600 (3-5) Adonis Burbage of Gardner-Webb (3/4/15)
	.500 (7-14) Darius Moore of Presbyterian (2/28/17)
	.500 (5-10) Donald Johnson of Armstrong State (2/26/87)
	.500 (5-10) Skip Saunders of UMBC (3/4/93)
	.500 (5-10) Reggie Middleton of Winthrop (2/29/12)
	.500 (4-8) Khalid Mutakabbir of Presbyterian (3/5/13)
	.500 (3-6) Kevin Hartley of Gardner-Webb (3/7/13)
	.500 (3-6) Roderick Perkins at Winthrop (3/5/17)
FTM:	9 Tyrone Travis of Radford (3/5/94)
	9 Ed Drew of Presbyterian (2/28/17)
FTA:	12 Jerome Hill of Gardner-Webb (3/4/15)
	10 Tyrone Travis of Radford (3/5/94)
	10 Arlon Harper of Charleston Southern (3/5/14)
FT% (10 min.)	1.000 (10-10) Matt Hildebrand of Liberty (3/7/94)
	.900 (9-10) Tyrone Travis of Radford (3/5/94)
Rebounds:	17 Eric Juratic of Augusta (3/3/86)
	14 Melvin Branham of Winthrop (3/4/94)
	14 Jerome Hill of Gardner-Webb (3/4/15)
	14 Xavier Cooks at Winthrop (3/5/17)
	13 Paul Gombwer of Charleston Southern (3/5/14)
	12 Tony Harris of Armstrong State (2/26/87)
	12 Greg Heckstall of Hampton (3/7/19)
Off. Reb. (5)	7 Paul Gombwer of Charleston Southern (3/5/14)
	6 Melvin Branham of Winthrop (3/4/94)
	5 Tim Daniels of Augusta (3/2/89)
	5 Randy Phillips of Radford (3/3/17)
Assists:	11 Brian Schmall of Augusta (3/2/89)
	10 Eric Washington of Presbyterian (3/5/13)
	9 Maurice Caldwell of UNC Asheville (3/4/89)
	9 Joab Jerome of Winthrop (2/29/12)
Turnovers:	7 Melvin Branham of Winthrop (3/4/94)
Blocks:	5 Peter Aluma of Liberty (3/7/94)
Steals:	5 Maurice Caldwell of UNC Asheville (3/4/89)
Minutes:	42 Eric Washington of Presbyterian (3/5/13)



Official Basketball Box Score -- Game Totals -- Final Statistics
UNCW vs Campbell
11/06/18 7:40 PM at Gore Arena (Bules Creek, N.C.)

UNCW 93 • 0-1

#	Player	Total		3-Ptr		Rebounds			PF	TP	A		TO	Blk	Stl	Min
		FG-FGA	FG-FGA	FT-FTA	Off	Def	Tot				TO	Blk				
01	Fornes,Jaylen	* 2-6	2-3	3-4	2	1	3	3	9	1	1	0	0	0	0	26
02	Cylla,Jeantal	* 1-7	0-2	6-7	2	3	5	3	8	2	3	0	0	0	0	30
10	Toews,Kai	* 1-5	1-5	0-0	0	1	1	0	3	7	5	0	1	1	0	29
15	Cacok,Devontae	* 8-13	0-0	3-4	4	9	13	5	19	0	2	1	1	1	0	36
21	Taylor,Ty	* 8-17	6-10	7-10	0	8	8	4	29	3	3	0	1	1	0	37
00	Gadsden,Ty	* 2-4	2-4	0-0	0	1	1	1	6	2	1	1	1	0	0	19
04	O'Connell,Shawn	* 2-3	0-0	0-0	1	4	5	1	4	0	2	0	0	0	0	19
12	Estime,Jay	* 5-6	4-4	1-2	1	4	5	3	15	3	1	0	0	0	0	22
13	Brown,Jacque	* 0-1	0-1	0-0	0	0	0	0	0	0	0	0	0	0	0	3
20	Elmore,Matt	* 0-1	0-0	0-0	0	1	1	0	0	0	0	0	0	0	0	4
Team					2	0	2									
Totals		29-63	15-29	20-27	12	32	44	20	93	18	18	2	3	2	3	225
FG % 1st Half: 12-29		41.4%	2nd half: 13-26	50.0%	OT: 4-8	50.0%	Game: 29-63	46.0%	Deadball Rebounds 4							
3FG % 1st Half: 8-15		53.3%	2nd half: 5-8	62.5%	OT: 2-6	33.3%	Game: 15-29	51.7%								
FT % 1st Half: 7-8		87.5%	2nd half: 12-17	70.6%	OT: 1-2	50.0%	Game: 20-27	74.1%								

Campbell 97 • 1-0

#	Player	Total		3-Ptr		Rebounds			PF	TP	A		TO	Blk	Stl	Min
		FG-FGA	FG-FGA	FT-FTA	Off	Def	Tot				TO	Blk				
02	NELSON, Ja'Cor	* 1-9	0-1	1-2	2	0	2	2	3	2	0	0	1	1	0	21
03	CLEMONS, Chris	* 12-24	6-16	14-16	3	5	8	2	44	4	0	0	5	4	1	21
22	GENSLER, Cory	* 4-9	1-4	0-2	0	2	2	1	9	0	2	0	2	2	0	35
24	CHATMAN, Isaac	* 5-9	1-4	1-2	1	5	6	2	12	2	1	1	0	1	0	41
25	EUDY, Andrew	* 8-11	5-6	0-0	2	7	9	4	21	5	2	2	1	1	0	37
00	SPENCER, Trey	* 1-4	0-1	0-0	0	0	0	2	2	2	0	0	0	1	0	18
10	STAJCIC, Milos	* 0-0	0-0	0-0	0	0	0	2	0	0	0	0	0	0	0	2
11	WHITFIELD, Jordan	* 0-2	0-1	2-2	0	1	1	0	2	4	1	0	1	0	0	20
21	CLUXTON, Brooks	* 2-4	0-0	0-0	1	0	1	2	4	2	1	0	0	0	0	10
Team					0	5	5									
Totals		33-72	13-33	18-24	9	25	34	17	97	21	7	3	11	22	5	225
FG % 1st Half: 16-37		43.2%	2nd half: 14-29	48.3%	OT: 3-6	50.0%	Game: 33-72	45.8%	Deadball Rebounds 4							
3FG % 1st Half: 5-15		33.3%	2nd half: 6-14	42.9%	OT: 2-4	50.0%	Game: 13-33	39.4%								
FT % 1st Half: 3-5		60.0%	2nd half: 8-12	66.7%	OT: 7-7	100.0%	Game: 18-24	75.0%								

Officials: Lee Klutz, Keilen Milner, John Barley
Technical fouls: UNCW-None, Campbell-None.
Attendance: 2416

Score by periods	1st	2nd	OT	Total
UNCW	39	43	11	93
Campbell	40	42	15	97

Points	In Paint	Off T/O	2nd Chance	Fast Break	Bench
UNCW	26	10	16	2	25
CAMPBE	38	25	8	4	8

Last FG - UNCW OT-00:06, CAMPBELL OT-00:36.
Largest lead - UNCW by 7 2nd-10:48, CAMPBELL by 10 1st-17:20.
UNCW led for 14:16. CAMPBELL led for 25:54. Game was tied for 04:50.

Score tied - 9 times.
Lead changed - 20 times.

Official Basketball Box Score -- Game Totals -- Final Statistics
Campbell vs Ohio
11/12/18 7:00 pm at

Campbell 73 • 1-2

#	Player	Total		3-Ptr		Rebounds			PF	TP	A		TO	Blk	Stl	Min
		FG-FGA	FG-FGA	FT-FTA	Off	Def	Tot				TO	Blk				
24	CHATMAN, Isaac	f 5-8	3-5	3-4	1	5	6	4	16	0	4	0	0	0	0	31
25	EUDY, Andrew	f 5-6	2-2	0-3	1	2	3	5	12	1	3	1	1	1	0	27
02	NELSON, Ja'Cor	g 1-6	0-3	0-1	0	2	2	3	2	4	2	0	1	1	0	23
03	CLEMONS, Chris	g 8-22	3-11	7-8	3	5	8	1	26	3	1	0	3	3	0	38
22	GENSLER, Cory	g 1-3	0-2	2-2	0	2	2	5	4	3	0	0	0	0	0	26
00	SPENCER, Trey	g 1-3	1-3	0-1	2	2	4	1	3	0	1	0	2	2	0	22
11	WHITFIELD, Jordan	g 3-6	1-3	0-0	0	2	2	4	7	2	1	0	1	0	0	21
12	CUADRA, Jon Ander	g 0-1	0-0	0-0	0	0	0	1	0	0	0	0	0	0	0	4
21	CLUXTON, Brooks	g 0-0	0-0	3-4	0	2	2	0	3	0	0	0	0	0	0	7
Team					1	2	3									
Totals		24-55	10-29	15-23	8	24	32	24	73	13	12	1	8	19	1	199
FG % 1st Half: 14-23		60.9%	2nd half: 10-32	31.3%	Game: 24-55	43.6%	Deadball Rebounds 1									
3FG % 1st Half: 7-13		53.8%	2nd half: 3-16	18.8%	Game: 10-29	34.5%										
FT % 1st Half: 6-10		60.0%	2nd half: 9-13	69.2%	Game: 15-23	65.2%										

Ohio 81 • 2-0

#	Player	Total		3-Ptr		Rebounds			PF	TP	A		TO	Blk	Stl	Min
		FG-FGA	FG-FGA	FT-FTA	Off	Def	Tot				TO	Blk				
01	Jason Carter	f 8-10	0-0	8-10	1	3	4	4	24	2	1	1	1	1	0	29
45	Doug Taylor	f 4-5	0-0	6-8	4	6	10	2	14	3	3	2	2	2	0	27
00	Jason Preston	g 3-5	2-3	4-5	1	3	4	0	12	1	1	0	1	0	1	35
04	Treyvion Kirk	g 5-12	0-1	4-10	1	6	7	4	14	5	2	1	0	0	0	33
23	Antonio Cowart Jr.	g 0-6	0-3	0-0	3	4	7	1	0	3	4	0	0	0	0	31
05	Ben Vander Plas	g 5-9	4-7	0-0	0	3	3	1	14	0	0	1	1	1	0	18
11	Torey James	g 0-2	0-2	0-0	0	2	2	0	0	1	1	0	0	0	0	7
22	Gavin Block	g 1-3	1-1	0-0	0	1	1	2	3	1	0	1	0	1	0	16
24	Mason McMurray	g 0-1	0-0	0-0	0	0	0	1	0	1	0	0	0	0	0	5
Team					0	2	2									
Totals		26-53	7-18	22-33	10	30	40	15	81	17	12	6	5	20	1	201
FG % 1st Half: 14-34		41.2%	2nd half: 12-19	63.2%	Game: 26-53	49.1%	Deadball Rebounds 4									
3FG % 1st Half: 6-14		42.9%	2nd half: 1-4	25.0%	Game: 7-18	38.9%										
FT % 1st Half: 1-2		50.0%	2nd half: 21-31	67.7%	Game: 22-33	66.7%										

Officials: Technical fouls: Campbell-None, Ohio-None.
Attendance: 4312
2018-19 Men's Basketball, Round: 0, Campbell vs Ohio, Played at .

Score by periods	1st	2nd	Total
Campbell	41	32	73
Ohio	35	46	81

Last FG - CAMPBELL 2nd-00:24, OHIO 2nd-01:42.
Largest lead - CAMPBELL by 12 1st-10:07, OHIO by 11 2nd-01:42.
CAMPBELL led for 23:36, OHIO led for 12:50, Game was tied for 03:34.

Score tied - 3 times.
Lead changed - 1 time.

Official Basketball Box Score -- Game Totals -- Final Statistics
Coastal Carolina vs Campbell
11/09/18 7:30 pm at Bules Creek, NC (Pope Center/Gore Arena)

Coastal Carolina 85 • 2-0

#	Player	Total			3-Ptr			Rebounds			PF	TP	A	TO	Blk	Stl	Min
		FG-FGA	FG-FGA	FT-FTA	Off	Def	Tot										
00	Dibba, Ebrima	* 3-4	1-2	6-7	0	7	7	3	13	3	4	0	2	32			
01	Pierce, David	* 1-7	0-4	0-0	0	2	2	1	2	1	2	0	0	27			
03	Jones, DeVante	* 4-7	1-2	6-6	1	1	2	4	15	4	2	0	0	27			
11	Bamba, Amidou	* 6-6	0-0	1-2	2	4	6	4	13	1	2	0	1	28			
40	Cuthbertson, Zac	* 7-11	0-0	10-14	2	5	7	2	24	2	0	0	0	31			
04	Sanders, Ajay	1-3	1-2	0-0	0	2	2	1	3	2	0	0	0	16			
10	Gumbs-Frater, Tyrell	2-5	2-5	1-2	0	1	1	1	7	0	3	0	1	19			
13	Kralj, David	1-1	1-1	0-0	0	0	0	0	3	1	0	0	0	8			
30	Coleman, Josh	1-1	0-0	0-1	0	1	1	3	2	0	1	0	0	9			
33	Burton, Tommy	1-1	0-0	1-2	0	0	0	5	3	0	1	0	1	3			
Team					1	4	5										
Totals		27-46	6-16	25-34	6	27	33	24	85	14	16	0	5	200			
FG % 1st Half: 14-23		60.9%	2nd half: 13-23	56.5%	Game: 27-46		58.7%	Deadball Rebounds									
3FG % 1st Half: 3-8		37.5%	2nd half: 3-8	37.5%	Game: 6-16		37.5%										
FT % 1st Half: 7-10		70.0%	2nd half: 18-24	75.0%	Game: 25-34		73.5%										

Official Basketball Box Score -- Game Totals -- Final Statistics
Campbell vs Austin Peay
11/18/18 3:00 p.m. at Montego Bay, Jamaica - Convention Centre

Campbell 78 • (3-2)

#	Player	Total		3-Ptr		Rebounds			PF	TP	A		TO	Blk	Stl	Min
		FG-FGA	FG-FGA	FT-FTA	FT-FTA	Off	Def	Tot								
24	CHATMAN, Isaac	f	3-3	3-3	0-0	0	0	0	4	9	1	2	0	1	1	16
25	EUDY, Andrew	f	1-6	0-1	0-0	0	6	6	4	2	2	5	0	2	3	38
02	NELSON, Ja'Cor	g	0-3	0-2	0-2	1	1	2	1	0	1	0	1	0	13	13
03	CLEMONS, Chris	g	12-23	3-8	7-9	2	4	6	0	34	5	5	0	1	38	38
22	GENSLER, Cory	g	10-13	5-7	0-0	0	2	2	1	25	1	0	0	1	35	35
00	SPENCER, Trey		1-6	1-3	1-2	0	1	1	2	4	5	3	0	3	31	31
04	SAUNDERS, Noah		0-0	0-0	0-0	0	2	2	0	0	0	0	0	0	9	9
21	CLUXTON, Brooks		1-1	0-0	2-2	2	2	4	0	4	2	0	0	0	20	20
Team						2	0	2								
Totals			28-55	12-24	10-15	7	18	25	12	78	17	15	1	8	200	200
FG % 1st Half: 14-32		43.8%	2nd half: 14-23	60.9%	Game: 28-55	50.9%										
3FG % 1st Half: 7-16		43.8%	2nd half: 5-8	62.5%	Game: 12-24	50.0%										
FT % 1st Half: 6-10		60.0%	2nd half: 4-5	80.0%	Game: 10-15	66.7%										
															Deadball Rebounds	3

Austin Peay 72 • (2-3)

#	Player	Total		3-Ptr		Rebounds			PF	TP	A		TO	Blk	Stl	Min
		FG-FGA	FG-FGA	FT-FTA	FT-FTA	Off	Def	Tot								
21	TAYLOR, Terry	f	8-12	0-2	1-1	3	7	10	0	17	2	5	1	3	36	36
33	CUCAK, Ivan	c	5-7	0-0	0-0	1	4	5	1	10	3	2	1	0	27	27
04	GUMM, Dayton	g	2-4	1-3	3-3	0	3	3	5	8	1	3	0	2	24	24
10	GIVENS, Jarrett	g	2-7	1-6	2-2	2	5	7	4	7	2	1	1	1	31	31
23	HARRIS, Steve	g	6-13	1-1	0-0	0	0	0	1	13	1	2	1	1	30	30
22	HENDERSON, Richard		1-1	0-0	0-0	1	0	1	1	2	0	1	1	0	8	8
24	SILVEIRA, Matheus		1-3	0-0	0-0	1	1	2	1	2	2	1	1	0	9	9
25	GLOTTA, Zach		4-10	3-9	2-2	1	2	3	2	13	2	2	0	2	35	35
Team						1	0	1								
Totals			29-57	6-21	8-8	10	22	32	15	72	13	18	6	9	200	200
FG % 1st Half: 15-28		53.6%	2nd half: 14-29	48.3%	Game: 29-57	50.9%										
3FG % 1st Half: 2-9		22.2%	2nd half: 4-12	33.3%	Game: 6-21	28.6%										
FT % 1st Half: 5-5		100.0%	2nd half: 3-3	100.0%	Game: 8-8	100.0%										
															Deadball Rebounds	0

Officials: Jemel Spearman, Landon Brandes, Kyle Luckie
Technical fouls: Campbell-None. Austin Peay-None.
Attendance:
Fouled Out: Gumm (AP) - 2nd, 0:16.4

Score by periods	1st	2nd	Total
Campbell	41	37	78
Austin Peay	37	35	72

Last FG - CAMPBELL 2nd-00:22, APSU 2nd-00:48.
Largest lead - CAMPBELL by 8 2nd-11:36, APSU by 5 1st-12:13.
CAMPBELL led for 23:37, APSU led for 12:11. Game was tied for 04:02.

Score tied - 6 times.
Lead changed - 10 times.

Official Basketball Box Score -- Game Totals -- Final Statistics
Trinity Baptist vs Campbell
11/29/18 7:02 pm at Bules Creek, NC (Pope Center/Gore Arena)

Trinity Baptist 29 • 3-5

#	Player	Total		3-Ptr		Rebounds			PF	TP	A		TO	Blk	Stl	Min
		FG-FGA	FG-FGA	FT-FTA	FT-FTA	Off	Def	Tot								
01	Marcus Dixon	*	1-7	0-1	0-0	0	5	5	1	2	1	2	1	1	24	24
02	Marquis Duncanson	*	0-8	0-4	0-0	0	1	1	1	0	0	4	0	0	0	26
03	Brandon Tucker	*	1-2	0-0	0-0	0	5	5	2	2	1	4	0	2	23	23
05	Chandler Rivers	*	0-4	0-1	0-0	1	1	2	3	0	0	2	0	0	16	16
24	Rodney Robinson	*	2-4	0-2	0-0	0	1	1	2	4	0	0	1	0	17	17
04	Victor Melendez		0-1	0-0	2-2	1	1	2	0	2	1	0	0	0	6	6
10	Nick Baskin		0-4	0-3	0-0	1	1	2	0	0	1	0	0	1	11	11
11	Jacari Randolph		0-1	0-1	0-0	0	1	1	0	0	2	0	0	0	7	7
12	Ross Freeman		1-3	1-2	0-0	0	1	1	0	3	0	2	0	1	15	15
15	Patrick Jackson		1-6	0-4	0-0	0	0	0	1	2	0	2	1	0	14	14
20	Josh Hughes		1-3	0-1	0-1	0	2	2	0	2	0	0	0	0	11	11
22	Skyler Snook		0-0	0-0	0-0	0	1	1	0	0	0	0	0	0	4	4
24	Steven Branch		3-5	2-4	0-0	1	0	1	2	8	0	0	0	0	15	15
33	Andrew Bowman		2-4	0-1	0-0	1	2	3	0	4	0	1	0	0	11	11
Team						1	2	3								
Totals			12-52	3-24	2-3	5	24	29	14	29	5	19	3	4	200	200
FG % 1st Half: 7-29		24.1%	2nd half: 5-23	21.7%	Game: 12-52	23.1%										
3FG % 1st Half: 1-13		7.7%	2nd half: 2-11	18.2%	Game: 3-24	12.5%										
FT % 1st Half: 0-0		0.0%	2nd half: 2-2	66.7%	Game: 2-3	66.7%										
															Deadball Rebounds	0

Campbell 79 • 4-3

#	Player	Total		3-Ptr		Rebounds			PF	TP	A		TO	Blk	Stl	Min
		FG-FGA	FG-FGA	FT-FTA	FT-FTA	Off	Def	Tot								
00	SPENCER, Trey	*	2-6	2-5	0-0	1	3	4	1	6	0	2	0	3	22	22
03	CLEMONS, Chris	*	8-12	2-3	4-4	0	4	4	0	22	3	2	1	1	23	23
22	GENSLER, Cory	*	6-10	3-5	0-0	2	5	7	0	15	2	0	0	0	22	22
24	CHATMAN, Isaac	*	1-4	1-3	2-2	0	5	5	1	5	1	1	0	2	23	23
25	EUDY, Andrew	*	1-5	0-1	2-2	1	4	5	0	4	3	0	0	1	21	21
01	CLEMONS, Ricky		2-2	1-1	0-0	0	0	0	0	5	1	1	0	0	7	7
02	NELSON, Ja'Cor		2-7	0-1	0-0	1	4	5	1	4	6	1	0	5	24	24
04	SAUNDERS, Noah		1-4	0-3	0-0	0	2	2	3	2	0	1	0	1	16	16
05	BURNETTE, Austin		0-2	0-1	0-0	0	4	4	0	0	1	0	0	0	11	11
12	CUADRA, Jon Ander		3-5	1-3	0-0	0	1	1	1	7	1	0	0	0	11	11
20	GROSS, Dan		0-1	0-1	0-0	0	0	0	0	0	0	0	0	0	2	2
21	CLUXTON, Brooks		3-3	0-0	3-3	1	4	5	1	9	0	1	2	0	18	18
Team						2	0	2								
Totals			29-61	10-27	11-11	8	36	44	8	79	18	9	3	13	200	200
FG % 1st Half: 13-29		44.8%	2nd half: 16-32	50.0%	Game: 29-61	47.5%										
3FG % 1st Half: 5-12		41.7%	2nd half: 5-15	33.3%	Game: 10-27	37.0%										
FT % 1st Half: 7-7		100.0%	2nd half: 4-4	100.0%	Game: 11-11	100.0%										
															Deadball Rebounds	0

Officials: Dave Davis, Keith Batson, Owen Luckie
Technical fouls: Trinity Baptist-None. Campbell-None.
Attendance: 1341

Score by periods	1st	2nd	Total
Trinity Baptist	15	14	29
Campbell	38	41	79

Last FG - TRINITY-1 2nd-00:18, CAMPBELL 2nd-01:46.
Largest lead - TRINITY-1 None, CAMPBELL by 53 2nd-01:46.
TRINITY-1 led for 00:00, CAMPBELL led for 38:14. Game was tied for 01:32.

Score tied - 0 times.
Lead changed - 0 times.

Official Basketball Box Score -- Game Totals -- Final Statistics
Campbell vs Georgetown
11/24/18 12:01 p.m. at Washington, D.C. (Capital One Arena)

Campbell 85 • 3-3

#	Player		Total		3-Ptr		Rebounds					PF	TP	A	TO	Blk	Stl	Min
			FG-FGA	FG-FGA	FT-FTA	Off	Def	Total										
24	CHATMAN, Isaac	f	6-12	1-5	1-2	1	1	2	5	14	2	2	1	1	35			35
25	EUDY, Andrew	c	2-7	2-5	0-0	2	3	5	4	6	5	1	1	1	26			26
02	NELSON, Ja'Cor	g	2-2	0-0	0-2	0	2	2	3	4	3	1	0	0	19			19
03	CLEMONS, Chris	g	16-28	9-19	4-4	0	8	8	4	45	3	5	0	1	39			39
22	GENSLER, Cory	g	2-8	0-5	1-2	0	8	8	3	5	0	0	0	2	32			32
00	SPENCER, Trey		3-7	3-6	0-0	0	1	1	2	9	3	1	0	3	29			29
04	SAUNDERS, Noah		0-0	0-0	0-0	0	0	0	0	0	0	0	0	0	4			4
21	CLUXTON, Brooks		1-2	0-0	0-2	2	3	5	0	2	0	1	0	0	16			16
Team						1	0	1										
Totals				32-66		15-40	6-12	6	26	32	21	85	16	11	2	8	200	
FG % 1st Half:			13-33	39.4%	2nd half:	19-33	57.6%	Game:		32-66	48.5%	Deadball Rebounds						
3FG % 1st Half:			6-20	30.0%	2nd half:	9-20	45.0%	Game:		15-40	37.5%	2						
FT % 1st Half:			1-7	14.3%	2nd half:	5-5	100.0%	Game:		6-12	50.0%							

Official Basketball Box Score -- Game Totals -- Final Statistics

Central Penn vs Campbell

12/13/18 7:00 pm at Buies Creek, NC (Pope Center/Gore Arena)

Central Penn 53 • 3-6

#	Player	Total		3-Ptr		Rebounds			PF	TP	A TO Blk Stl				Min
		FG-FGA	FG-FGA	FT-FTA	Off Def Tot	Off Def Tot	PF	TP							
01	WHITE, Tyler	4-8	3-6	0-0	0 2 2	1 11	2	2	0	1	27				
02	LAWRENCE, Ryan	0-7	0-3	0-0	0 1 1	2 0	2	4	0	1	18				
03	TABB, Deon	2-6	0-2	0-2	2 2 4	3 4	0	2	0	1	25				
12	ZOLA, Joel	3-7	2-4	0-2	0 1 1	4 8	3	5	0	1	33				
40	BAYLOR, Noah	6-9	0-0	6-7	2 6 8	4 18	2	1	1	2	30				
04	GRANT, Will	1-5	0-0	0-0	0 2 2	2 1	0	1	0	1	14				
05	EDWARDS, Jarell	0-1	0-0	0-0	0 2 2	1 0	1	1	0	1	8				
11	GARY, Jaleel	0-7	0-3	4-4	0 3 3	1 4	2	1	0	0	19				
13	WATSON, Trent	0-0	0-0	0-0	0 0 0	0 0	0	0	3	0	1	6			
20	DAVIS, Kenneth	0-0	0-0	0-0	0 0 0	0 0	0	0	0	0	1				
22	WOODARD, Tyreak	1-3	0-1	2-3	0 1 1	2 4	0	2	0	0	12				
31	GREEN, Keion	0-1	0-1	0-0	0 0 0	0 0	0	0	0	0	2				
32	GREEN, Darryl	1-1	0-0	0-0	0 1 1	0 2	0	0	0	0	5				
Team					4 1 5										
Totals		18-55	5-20	12-18	8 22 30	20 53	13	21	2	8	200				
FG % 1st Half:		8-26	30.8%	2nd half:	10-29	34.5%	Game:	18-55	32.7%						
3FG % 1st Half:		2-9	22.2%	2nd half:	3-11	27.3%	Game:	5-20	25.0%						
FT % 1st Half:		7-9	77.8%	2nd half:	5-9	55.6%	Game:	12-18	66.7%						

Campbell 100 • 5-4

#	Player	Total		3-Ptr		Rebounds			PF	TP	A TO Blk Stl				Min
		FG-FGA	FG-FGA	FT-FTA	Off Def Tot	Off Def Tot	PF	TP							
00	SPENCER, Trey	4-6	3-5	0-0	0 3 3	1 11	1	2	1	3	23				
03	CLEMONS, Chris	8-12	3-5	9-9	1 7 8	0 28	2	4	0	1	28				
21	CLUXTON, Brooks	2-3	0-0	1-2	2 3 5	4 5	3	1	4	0	15				
22	GENSLER, Cory	4-6	2-4	0-0	0 2 2	0 10	2	0	0	3	23				
25	EUDY, Andrew	2-3	0-0	0-0	0 3 3	2 4	6	1	1	2	17				
01	CLEMONS, Ricky	1-2	0-0	0-0	1 1 2	0 2	1	0	0	0	7				
02	NELSON, Ja'Cor	8-14	1-2	4-8	2 3 5	1 21	4	3	0	3	24				
04	SAUNDERS, Noah	2-3	1-2	0-0	0 1 1	4 5	0	0	1	0	21				
11	WHITFIELD, Jordan	0-3	0-3	0-0	1 0 1	1 0	3	0	0	0	19				
12	CUADRA, Jon Ander	5-7	1-3	0-2	0 8 8	2 11	0	2	1	0	19				
13	PHENICIE, Billy	0-0	0-0	0-0	0 0 0	1 3	0	0	0	0	2				
20	GROSS, Dan	0-1	0-0	0-0	0 0 0	0 0	1	0	0	0	2				
Team					0 2 2										
Totals		36-60	11-24	17-24	7 33 40	16 100	23	13	8	12	200				
FG % 1st Half:		20-33	60.6%	2nd half:	16-27	59.3%	Game:	36-60	60.0%						
3FG % 1st Half:		6-15	40.0%	2nd half:	5-9	55.6%	Game:	11-24	45.8%						
FT % 1st Half:		4-7	57.1%	2nd half:	13-17	76.5%	Game:	17-24	70.8%						

Officials: Michael Luckie, Anthony Eades, Jason Garretson

Technical fouls: Central Penn-None. Campbell-None.

Attendance: 1236

Score by periods	1st	2nd	Total
Central Penn	25	28	53
Campbell	50	50	100

	Points	In Paint	Off T/O	2nd Chance	Fast Break	Bench
Central Penn	24	6	6	2	12	12
Campbell	50	28	11	14	42	42

Last FG - CPC 2nd-01:12. CAMPBELL 2nd-00:34.
Largest lead - CPC None, CAMPBELL by 47 2nd-00:34.
CPC led for 00:00. CAMPBELL led for 39:39. Game was tied for 00:21.

Score tied - 0 times.
Lead changed - 0 times.

Official Basketball Box Score -- Game Totals -- Final Statistics

Campbell vs Austin Peay

12/21/18 2:30 PM at St. Petersburg, Fla.

Campbell 75 • 5-6

#	Player	Total		3-Ptr		Rebounds			PF	TP	A TO Blk Stl				Min
		FG-FGA	FG-FGA	FT-FTA	Off Def Tot	Off Def Tot	PF	TP							
00	SPENCER, Trey	4-11	4-9	3-3	0 2 2	4 15	1	1	0	0	31				
03	CLEMONS, Chris	10-25	3-12	7-10	1 6 7	2 30	3	4	0	0	39				
22	GENSLER, Cory	0-0	0-0	0-0	1 1 2	1 0	1	1	0	1	20				
24	CHATMAN, Isaac	0-2	0-2	4-7	0 9 9	4 4	0	2	0	2	28				
25	EUDY, Andrew	4-6	0-1	0-0	1 2 3	2 8	2	4	3	0	32				
02	NELSON, Ja'Cor	2-4	1-1	1-3	1 2 3	5 6	0	2	1	2	22				
04	SAUNDERS, Noah	0-0	0-0	0-0	0 0 0	1 0	0	0	0	0	1				
08	STAJCIC, Milos	0-0	0-0	0-0	0 0 0	1 0	0	0	0	0	2				
11	WHITFIELD, Jordan	5-6	1-1	1-1	1 2 3	3 12	2	1	0	0	18				
21	CLUXTON, Brooks	0-2	0-0	0-0	0 1 1	3 0	0	1	1	0	7				
Team					1 3 4										
Totals		25-56	9-26	16-24	6 28 34	26 75	9	17	5	6	200				
FG % 1st Half:		7-24	29.2%	2nd half:	18-32	56.3%	Game:	25-56	44.6%						
3FG % 1st Half:		2-10	20.0%	2nd half:	7-16	43.8%	Game:	9-26	34.6%						
FT % 1st Half:		7-9	77.8%	2nd half:	9-15	60.0%	Game:	16-24	66.7%						

Austin Peay 88 • 7-4

#	Player	Total		3-Ptr		Rebounds			PF	TP	A TO Blk Stl				Min
		FG-FGA	FG-FGA	FT-FTA	Off Def Tot	Off Def Tot	PF	TP							
03	PORTER-BUNTON, Chris	5-10	0-1	9-11	1 11 12	3 19	2	0	0	2	30				
10	GIVENS, Jarrett	0-5	0-2	1-2	0 3 3	1 1	1	1	1	3	17				
21	TAYLOR, Terry	4-6	0-2	0-0	3 2 5	5 8	1	4	0	0	20				
23	HARRIS, Steve	4-5	0-0	1-2	0 2 2	2 9	3	3	1	1	26				
25	GLOTTA, Zach	7-14	6-13	2-4	0 2 2	2 22	0	2	0	0	38				
01	BUTLER, Antwan	2-4	1-2	0-0	0 0 0	3 5	3	1	0	0	16				
06	GUMM, Dayton	4-6	0-0	4-6	0 7 7	0 12	1	0	0	0	27				
15	McGHEE, Jabari	4-8	0-0	2-3	4 2 6	4 10	1	1	0	1	18				
22	HENDERSON, Richard	0-0	0-0	0-0	0 0 0	1 0	0	0	0	0	0				
33	CUCAK, Ivan	1-4	0-0	0-0	0 0 0	2 2	0	0	0	0	8				
Team					2 1 3										
Totals		31-62	7-20	19-28	10 30 40	23 88	12	12	2	9	200				
FG % 1st Half:		16-34	47.1%	2nd half:	15-28	53.6%	Game:	31-62	50.0%						
3FG % 1st Half:		4-14	28.6%	2nd half:	3-6	50.0%	Game:	7-20	35.0%						
FT % 1st Half:		2-2	100.0%	2nd half:	17-26	65.4%	Game:	19-28	67.9%						

Officials: Brandon Heirs, Antonio Vargas, Jemel Spearman

Technical fouls: Campbell-EUDY, Andrew. Austin Peay-TAYLOR, Terry; McGHEE, Jabari.

Attendance: 189

Score by periods	1st	2nd	Total
Campbell	23	52	75
Austin Peay	38	50	88

	Points	In Paint	Off T/O	2nd Chance	Fast Break	Bench
Campbell	26	21	4	6	18	18
Austin Peay	38	13	9	2	29	29

Last FG - CAM 2nd-00:47. APSU 2nd-01:34.
Largest lead - CAM by 1 1st-18:26. APSU by 20 2nd-06:27.
CAM led for 00:11. APSU led for 39:16. Game was tied for 00:33.

Score tied - 1 time.
Lead changed - 2 times.

Official Basketball Box Score -- Game Totals -- Final Statistics

The Citadel vs Campbell

12/18/18 7:00 pm at Buies Creek, NC (Pope Center/Gore Arena)

The Citadel 82 • 9-2

#	Player	Total		3-Ptr	Rebounds					PF	TP	A TO Blk Stl				Min
		FG	FGA	FG-FGA	FT-FTA	Off	Def	Tot	Off			Def	Tot			
03	Matt Frierson	5-12	5-11	9-9	0	3	3	1	24	2	1	0	1	36		
12	Connor Kern	1-4	1-4	0-0	0	2	2	2	3	1	2	0	0	32		
13	Lew Stallworth	7-11	0-1	7-10	0	11	11	3	21	7	3	0	2	38		
23	Kaelon Harris	0-2	0-2	0-0	0	3	3	0	0	2	2	0	0	9		
35	Zane Najdawi	7-10	0-1	3-4	4	9	13	3	17	1	2	1	1	32		
02	Quayson Williams	1-2	0-1	0-0	0	0	0	1	2	1	1	0	0	5		
11	Kaiden Rice	5-12	1-7	2-4	4	2	6	1	13	0	2	0	3	27		
24	Tyler Burgess	0-3	0-3	0-0	0	0	0	0	0	0	0	0	0	3		
25	Alex Reed	0-0	0-0	2-4	1	1	2	2	2	0	1	0	0	13		
32	Derek Webster, Jr.	0-0	0-0	0-0	0	3	3	1	0	0	1	0	0	5		
	Team					2	0	2								
	Totals	26-56	7-30	23-31	11	34	45	14	82	14	15	1	7	200		
	FG % 1st Half: 13-31	41.9%	2nd half: 13-25	52.0%	Game: 26-56	46.4%	Deadball Rebounds 3									
	3FG % 1st Half: 4-19	21.1%	2nd half: 3-11	27.3%	Game: 7-31	22.6%										
	FT % 1st Half: 3-5	60.0%	2nd half: 20-26	76.9%	Game: 7-31	74.2%										

Official Basketball Box Score -- Game Totals -- Final Statistics
Campbell vs Miami (FL)
12/29/18 4:00 pm at Miami, Fla. (Watsco Center)

Campbell 62 • 6-7

#	Player	Total		3-Ptr		Rebounds			PF	TP	A	TO	Blk	Stl	Min
		FG-FGA	FG-FGA	FT-FTA	Off	Def	Tot								
24	CHATMAN, Isaac	f	1-2	0-1	0-0	0	5	5	1	2	2	0	0	1	27
05	EUDY, Andrew	c	5-11	0-2	4-4	5	6	11	4	14	2	3	0	2	28
20	SPENCER, Trey	d	2-7	2-7	0-0	1	0	1	4	6	1	2	0	2	33
03	CLEMONS, Chris	g	7-21	2-10	3-4	0	2	2	3	19	3	4	0	2	32
22	GENSLER, Cory	g	2-10	1-8	1-1	2	3	5	4	6	2	0	0	2	32
02	NELSON, Ja'Cor		6-13	1-4	1-2	2	2	4	3	14	2	1	0	3	30
11	WHITFIELD, Jordan		0-0	0-0	0-0	0	0	0	0	0	0	1	0	0	6
21	CLUXTON, Brooks		0-0	0-0	1-2	1	0	1	0	1	1	0	0	0	12
Team						2	0	2							
Totals			23-64	6-32	10-13	13	18	31	19	62	13	13	0	12	200
FG % 1st Half: 10-29		34.5%	2nd half: 13-35	37.1%	Game: 23-64	35.9%	Deadball Rebounds 3								
3FG % 1st Half: 3-16		18.8%	2nd half: 3-16	18.8%	Game: 6-32	18.8%									
FT % 1st Half: 3-5		60.0%	2nd half: 7-8	87.5%	Game: 10-13	76.9%									

Miami (FL) 73 • 8-4

#	Player	Total		3-Ptr		Rebounds			PF	TP	A	TO	Blk	Stl	Min
		FG-FGA	FG-FGA	FT-FTA	Off	Def	Tot								
21	Sam Waardenburg	f	1-4	0-1	0-0	0	4	4	2	1	2	1	1	1	27
15	Ebuka Izundu	c	2-4	0-0	0-0	2	6	8	1	4	2	1	1	1	30
00	Chris Lykes	d	7-12	4-8	3-8	0	2	2	2	21	2	6	0	2	35
01	DJ Vasiljevic	g	3-5	1-3	3-4	1	3	4	1	10	2	3	0	0	34
03	Anthony Lawrence	g	5-11	1-4	0-0	0	8	8	2	11	3	3	1	2	34
05	Zach Johnson		5-6	5-6	7-9	0	5	5	3	22	2	3	1	2	26
13	Anthony Mack		1-2	1-2	0-0	0	0	0	0	3	1	0	0	0	14
Team						2	0	2							
Totals			24-44	12-24	13-21	5	28	33	13	73	13	18	4	8	200
FG % 1st Half: 14-24		58.3%	2nd half: 10-20	50.0%	Game: 24-44	54.5%	Deadball Rebounds 5								
3FG % 1st Half: 8-13		61.5%	2nd half: 4-11	36.4%	Game: 12-24	50.0%									
FT % 1st Half: 1-2		50.0%	2nd half: 12-19	63.2%	Game: 13-21	61.9%									

Officials: Mark Schnur, Mike Roberts, Brian O'Connell
Technical fouls: Campbell-None. Miami (FL)-None.
Attendance: 6789
2016-19 Men's Basketball. Round: 0. Campbell vs Miami (FL). Played at .

Score by periods	1st	2nd	Total
Campbell	26	36	62
Miami (FL)	37	36	73

Last FG - CAMPBELL 2nd-00:02, MIAMI 2nd-03:19.
Largest lead - CAMPBELL by 3 1st-19:29, MIAMI by 16 2nd-04:33.
CAMPBELL led for 00:16. MIAMI led for 38:17. Game was tied for 01:27.

Score tied - 1 time.
Lead changed - 1 time.

Official Basketball Box Score -- Game Totals -- Final Statistics
Gardner-Webb vs Campbell
01/05/19 4:30 PM at Buies Creek, NC (Pope Center/Gore Arena)

Gardner-Webb 61 • 10-6, 0-1

#	Player	Total		3-Ptr		Rebounds			PF	TP	A	TO	Blk	Stl	Min
		FG-FGA	FG-FGA	FT-FTA	Off	Def	Tot								
04	TURNER, Christian	*	0-2	0-2	0-0	1	1	2	3	0	1	1	0	0	21
05	PEREZ, Jose	*	5-13	0-4	5-6	3	4	7	3	15	3	4	0	1	31
10	JOHNSON, Nate	*	3-7	1-5	4-4	0	6	6	3	11	0	1	1	1	34
11	EFIANAYI, David	*	7-13	3-8	1-2	0	2	2	2	18	2	1	2	1	32
25	LASTER, DJ	*	5-13	1-3	3-6	5	5	10	2	14	1	2	0	1	30
01	CORNWALL, Jaheam		1-5	1-4	0-0	0	4	4	3	2	2	0	0	0	29
02	JAMISON, JR., Eric		0-0	0-0	0-0	0	5	5	1	0	0	2	0	0	19
03	JENKINS, Justin		0-0	0-0	0-0	0	0	0	1	0	0	0	0	0	4
Team						0	4	4							
Totals			21-53	6-26	13-18	9	31	40	19	61	9	14	3	4	200
FG % 1st Half: 12-27		44.4%	2nd half: 9-26	34.6%	Game: 21-53	39.6%	Deadball Rebounds 3								
3FG % 1st Half: 4-10		40.0%	2nd half: 2-16	12.5%	Game: 6-26	23.1%									
FT % 1st Half: 4-5		80.0%	2nd half: 9-13	69.2%	Game: 13-18	72.2%									

Campbell 72 • 8-7, 1-0

#	Player	Total		3-Ptr		Rebounds			PF	TP	A	TO	Blk	Stl	Min
		FG-FGA	FG-FGA	FT-FTA	Off	Def	Tot								
02	NELSON, Ja'Cor	*	2-4	0-1	2-2	1	4	5	2	6	2	1	0	1	27
03	CLEMONS, Chris	*	10-26	4-12	3-5	1	4	5	3	27	3	0	0	0	38
04	SAUNDERS, Noah	*	1-4	0-3	0-0	0	2	2	3	2	0	1	1	0	12
22	GENSLER, Cory	*	2-10	1-9	0-0	1	4	5	2	5	2	1	0	1	34
05	EUDY, Andrew	*	5-8	1-2	0-0	2	8	10	3	11	5	1	1	0	38
11	WHITFIELD, Jordan		3-5	3-4	4-4	0	1	1	1	13	3	1	0	0	23
21	CLUXTON, Brooks		0-0	0-0	0-0	0	0	0	0	0	0	0	0	0	4
24	CHATMAN, Isaac		3-6	1-2	1-2	2	2	4	2	8	1	0	0	0	24
Team						2	0	2							
Totals			26-63	10-33	10-13	9	25	34	16	72	16	6	2	2	200
FG % 1st Half: 9-28		32.1%	2nd half: 17-35	48.6%	Game: 26-63	41.3%	Deadball Rebounds 0								
3FG % 1st Half: 5-19		26.3%	2nd half: 5-14	35.7%	Game: 10-33	30.3%									
FT % 1st Half: 2-3		66.7%	2nd half: 8-10	80.0%	Game: 10-13	76.9%									

Officials: Michael Luckie, Ridge Moser, James McMahon
Technical fouls: Gardner-Webb-None. Campbell-None.
Attendance: 1983

Score by periods	1st	2nd	Total
Gardner-Webb	32	29	61
Campbell	25	47	72

Last FG - GWU 2nd-00:36, CAMPBELL 2nd-01:25.
Largest lead - GWU by 8 2nd-19:35, CAMPBELL by 11 2nd-00:15.
GWU led for 22:46. CAMPBELL led for 14:39. Game was tied for 02:35.

Score tied - 5 times.
Lead changed - 10 times.

Official Basketball Box Score -- Game Totals -- Final Statistics
Allen vs Campbell
01/02/19 7:00 pm at Buies Creek, NC (Pope Center/Gore Arena)

Allen 48

#	Player	Total		3-Ptr		Rebounds			PF	TP	A	TO	Blk	Stl	Min
		FG-FGA	FG-FGA	FT-FTA	Off	Def	Tot								
00	SEMBLY, Cameron	*	2-6	0-1	1-2	0	4	4	0	5	3	2	0	1	25
01	SHERMAN, DeJuan	*	3-8	1-2	0-0	0	1	1	3	7	3	0	0	1	21
10	RICHARDSON, Demetrius	*	5-10	0-1	3-4	2	1	3	1	13	0	1	0	0	24
24	DRUMMER, Ivory	*	2-8	0-3	0-0	0	0	0	2	4	1	3	0	1	16
35	SMITH, Demani	*	2-6	0-0	1-2	1	2	3	4	5	2	0	2	1	18
04	WILLIAMS II, Leroy		3-12	0-2	0-0	4	2	6	1	6	0	0	0	0	18
05	KERSHAW, Jarvis		0-3	0-2	0-0	0	3	3	1	0	0	1	0	1	17
11	JACKSON, Vernon		0-3	0-0	0-0	1	0	1	0	0	1	1	0	0	11
13	BUTLER, Anthony		1-5	1-4	0-0	0	1	1	0	3	1	2	0	2	16
30	FABYAN, Elijah		1-12	1-8	0-0	0	2	2	3	3	0	2	0	1	24
23	SHIELDS, Ke'Shawn		1-1	0-0	0-2	0	1	1	2	2	1	0	0	2	10
Team						2	5	7							
Totals			20-74	3-23	5-10	10	22	32	17	48	12	12	2	10	200
FG % 1st Half: 11-37		29.7%	2nd half: 9-37	24.3%	Game: 20-74	27.0%	Deadball Rebounds 5								
3FG % 1st Half: 1-10		10.0%	2nd half: 2-13	15.4%	Game: 3-23	13.0%									
FT % 1st Half: 2-3		66.7%	2nd half: 3-7	42.9%	Game: 5-10	50.0%									

Campbell 95 • 7-7

#	Player	Total		3-Ptr		Rebounds			PF	TP	A	TO	Blk	Stl	Min
		FG-FGA	FG-FGA	FT-FTA	Off	Def	Tot								
02	NELSON, Ja'Cor	*	4-6	0-0	3-3	0	2	2	1	11	3	3	0	2	27
03	CLEMONS, Chris	*	11-19	6-11	0-0	0	8	8	1	28	3	1	1	0	26
22	GENSLER, Cory	*	2-6	1-5	0-0	1	5	6	0	5	6	2	1	0	18
24	CHATMAN, Isaac	*	1-1	0-0	2-2	1	3	4	3	4	1	0	1	1	10
25	EUDY, Andrew	*	4-7	1-2	4-4	1	5	6	0	13	4	1	3	2	21
01	CLEMONS, Ricky		0-2	0-0	1-2	0	1	1	0	1	1	0	0	0	8
04	SAUNDERS, Noah		1-4	1-3	4-4	1	5	6	1	7	1	2	0	2	19
10	STAJCIC, Milos		2-6	1-4	0-2	1	1	2	3	5	0	2	0	1	16
11	WHITFIELD, Jordan		4-5	1-2	2-2	0	6	6	0	11	4	3	0	1	27
12	CUADRA, Jon Ander		0-1	0-1	0-0	1	2	3	0	0	0	0	0	0	4
13	PHENICIE, Billy		0-0	0-0	0-0	0	0	0	0	0	0	0	0	0	1
20	GROSS, Dan		1-2	0-1	0-0	0	2	2	0	2	0	0	0	0	1
21	CLUXTON, Brooks		4-5	0-0	0-0	3	6	9	3	8	0	2	1	1	22
	Team					1	0	1							
Totals			34-64	11-29	16-19	10	46	56	12	95	23	16	6	10	200
FG % 1st Half:		18-34	52.9%	2nd half:	16-30	53.3%	Game:		34-64	53.1%	Deadball				
3FG % 1st Half:		4-12	33.3%	2nd half:	7-17	41.2%	Game:		11-29	37.9%	Rebounds				
FT % 1st Half:		8-9	88.9%	2nd half:	6-10	80.0%	Game:		16-19	84.2%	1				

Official Basketball Box Score -- Game Totals -- Final Statistics
Campbell vs UNC Asheville
01/16/19 7:00 PM at Asheville, N.C. (Kimmel Arena)

Campbell 70 • 9-8, 2-1 BSC

#	Player	Total		3-Ptr		Rebounds			PF	TP	A		TO	Blk	Stl	Min
		FG-FGA	FG-FGA	FT-FTA	FT-FTA	Off	Def	Tot			TO	Blk				
25	EUDY, Andrew	1	5-18	0-0	4-6	7	5	12	2	14	3	2	1	0	2	32
02	NELSON, Ja'Cor	g	1-5	0-0	0-0	4	2	6	1	2	6	1	0	1	0	28
03	CLEMONS, Chris	g	7-14	6-11	2-2	1	3	4	1	22	3	2	1	0	37	37
22	GENSLER, Cory	g	3-8	2-6	0-0	1	3	4	1	8	3	1	0	2	31	31
24	CHATMAN, Isaac	g	2-4	0-0	3-4	0	2	2	3	7	0	0	1	2	23	23
00	SPENCER, Trey	g	3-9	2-5	0-0	1	0	1	1	8	3	0	0	0	22	22
04	SAUNDERS, Noah	g	2-4	1-2	0-0	2	1	3	1	5	0	0	0	0	8	8
11	WHITFIELD, Jordan	g	1-2	0-1	0-0	0	0	0	1	2	3	1	0	1	15	15
21	CLUXTON, Brooks	g	1-1	0-0	0-0	0	0	0	1	2	0	0	0	0	4	4
Team						2	0	2								
Totals			25-65	11-25	9-12	18	16	34	12	70	21	7	3	6	200	200
FG % 1st Half: 11-35		31.4%	2nd half: 14-30	46.7%	Game: 25-65	38.5%	Deadball Rebounds 2									
3FG % 1st Half: 4-12		33.3%	2nd half: 7-13	53.8%	Game: 11-25	44.0%										
FT % 1st Half: 7-8		87.5%	2nd half: 2-4	50.0%	Game: 9-12	75.0%										

UNC Asheville 53 • 2-16, 0-4 BSC

#	Player	Total		3-Ptr		Rebounds			PF	TP	A		TO	Blk	Stl	Min
		FG-FGA	FG-FGA	FT-FTA	FT-FTA	Off	Def	Tot			TO	Blk				
00	GILMORE, Donovan	f	1-1	0-0	1-2	1	2	3	1	3	0	1	0	0	11	11
22	JUDE, Coty	f	1-5	1-5	0-0	0	1	1	2	3	0	3	1	1	29	29
04	THORPE, LJ	g	4-7	0-0	3-6	1	4	5	5	11	2	4	0	2	26	26
11	SEEGARS, Jalen	g	2-2	1-1	0-0	1	2	3	3	5	1	3	0	0	23	23
20	BAKER, DeVon	g	7-18	1-5	0-0	3	3	6	2	15	2	1	2	0	37	37
01	WORTHY, Cress	g	2-5	1-1	0-0	1	5	6	1	5	1	4	0	1	21	21
03	JONES, Tajion	g	1-3	0-1	2-2	0	3	3	1	4	1	2	0	0	22	22
05	EDOKA, Stephen	g	0-0	0-0	0-0	0	0	0	0	0	0	0	0	0	4	4
14	LAWSON, Luke	g	1-2	1-2	0-0	0	0	0	1	3	0	0	0	0	15	15
34	PECK, Jeremy	g	2-2	0-0	0-0	2	3	5	0	4	1	0	0	0	12	12
Team						1	0	1								
Totals			21-45	5-15	6-10	10	23	33	16	53	8	20	3	4	200	200
FG % 1st Half: 9-19		47.4%	2nd half: 12-26	46.2%	Game: 21-45	46.7%	Deadball Rebounds 2									
3FG % 1st Half: 2-6		33.3%	2nd half: 3-9	33.3%	Game: 5-15	33.3%										
FT % 1st Half: 2-2		100.0%	2nd half: 4-8	50.0%	Game: 6-10	60.0%										

Officials: Tony Chiazza, Tommy Mirrissey, Steven Perry Jr.
Technical fouls: Campbell-None. UNC Asheville-None.
Attendance: 1528

Score by periods	1st	2nd	Total
Campbell	33	37	70
UNC Asheville	22	31	53

Last FG - CAMPBELL 2nd-00:07, AVL 2nd-01:06.
Largest lead - CAMPBELL by 21 2nd-04:48, AVL by 4 1st-17:23.
CAMPBELL led for 36:14. AVL led for 01:48. Game was tied for 01:58.

Points	In	Off	2nd	Fast	Bench
CAMPBELL	22	30	20	3	17
AVL	26	4	12	4	16

Score tied - 0 times.
Lead changed - 1 time.

Official Basketball Box Score -- Game Totals -- Final Statistics
Campbell vs Charleston Southern
01/19/19 5:30 p.m. at Charleston, S.C. (Buccaneer Field House)

Campbell 73 • 10-8 (3-1)

#	Player	Total		3-Ptr		Rebounds			PF	TP	A		TO	Blk	Stl	Min
		FG-FGA	FG-FGA	FT-FTA	FT-FTA	Off	Def	Tot			TO	Blk				
24	CHATMAN, Isaac	f	2-4	0-1	0-0	1	3	4	2	4	1	0	0	2	30	30
25	EUDY, Andrew	f	4-8	1-3	2-2	2	5	7	2	11	3	1	2	1	36	36
02	NELSON, Ja'Cor	g	3-4	0-0	1-2	0	2	2	1	7	0	3	0	0	13	13
03	CLEMONS, Chris	g	9-19	5-10	6-8	1	3	4	2	29	3	3	0	1	38	38
22	GENSLER, Cory	g	5-8	2-3	2-2	2	5	7	0	14	1	2	1	1	34	34
00	SPENCER, Trey	g	0-4	0-4	0-0	0	1	1	2	0	2	1	0	0	18	18
04	SAUNDERS, Noah	g	0-0	0-0	1-2	0	0	0	1	0	0	0	0	0	4	4
11	WHITFIELD, Jordan	g	3-6	1-3	0-0	0	1	1	2	7	1	1	0	0	27	27
Team						0	2	2								
Totals			26-53	9-24	12-16	6	22	28	11	73	11	11	3	5	200	200
FG % 1st Half: 13-26		50.0%	2nd half: 13-27	48.1%	Game: 26-53	49.1%	Deadball Rebounds 0									
3FG % 1st Half: 5-13		38.5%	2nd half: 4-11	36.4%	Game: 9-24	37.5%										
FT % 1st Half: 6-9		66.7%	2nd half: 6-7	85.7%	Game: 12-16	75.0%										

Charleston Southern 72 • 7-10 (1-3)

#	Player	Total		3-Ptr		Rebounds			PF	TP	A		TO	Blk	Stl	Min
		FG-FGA	FG-FGA	FT-FTA	FT-FTA	Off	Def	Tot			TO	Blk				
01	McCONICO, Travis	f	7-9	3-5	0-0	3	5	8	1	17	2	0	0	2	31	31
22	BOWSER, Sadarius	c	0-1	0-0	0-0	1	1	2	3	0	0	0	0	0	10	10
11	KEELING, Christian	g	6-17	5-11	2-2	2	8	10	2	19	3	4	0	1	37	37
24	FLEMING, Phlandrous	g	1-12	0-6	2-2	1	6	7	2	4	5	5	1	3	34	34
33	SCHULER, Dontrell	g	5-10	2-4	2-3	2	2	4	2	14	1	0	0	0	34	34
02	LOUIS, Nate	g	1-2	1-2	0-0	0	0	0	1	3	0	0	0	0	7	7
04	BUSKEY, Deontaye	g	0-0	0-0	0-0	0	0	0	2	0	0	1	0	0	1	1
05	MOORE, Jamir	g	1-1	1-1	0-0	0	0	0	3	3	0	0	0	0	6	6
12	JONES, Ty	g	5-8	0-1	2-2	3	1	4	0	12	3	1	0	1	25	25
03	SELLERS, Timmy	g	0-1	0-0	0-0	0	0	0	2	0	0	0	0	0	6	6
14	LEXANDER, Duncan	g	0-0	0-0	0-0	0	0	0	0	1	1	1	0	0	9	9
Team						1	2	3								
Totals			26-61	12-30	8-9	13	25	38	18	72	15	12	2	7	200	200
FG % 1st Half: 15-31		48.4%	2nd half: 11-30	36.7%	Game: 26-61	42.6%	Deadball Rebounds 1									
3FG % 1st Half: 9-17		52.9%	2nd half: 3-13	23.1%	Game: 12-30	40.0%										
FT % 1st Half: 4-5		80.0%	2nd half: 4-4	100.0%	Game: 8-9	88.9%										

Officials: J.W. Lucas, Pat Howard, Donta Carter
Technical fouls: Campbell-None. Charleston Southern-FLEMING, Phlandrous.
Attendance: 727

Score by periods	1st	2nd	Total
Campbell	37	36	73
Charleston Southern	43	29	72

Points	In	Off	2nd	Fast	Bench
CAMPBELL	30	14	8	8	18
CSU	24	9	16	7	18

Last FG - CAMPBELL 2nd-00:16, CSU 2nd-00:37.
Largest lead - CAMPBELL by 4 1st-14:36, CSU by 14 2nd-16:09.
CAMPBELL led for 03:17, CSU led for 34:27. Game was tied for 02:16.

Score tied - 3 times.
Lead changed - 9 times.

Official Basketball Box Score -- Game Totals -- Final Statistics
Presbyterian vs Campbell
01/24/19 7:00 pm at Buies Creek, NC (Pope Center/Gore Arena)

Presbyterian 73 • 12-10, 4-3

#	Player	*	Total			3-Ptr			Rebounds			PF	TP	A	TO	Blk	Stl	Min
			FG-FGA	FG-FGA	FT-FTA	FG-FGA	FT-FTA	Off	Def	Tot								
00	MARTIN, Chris	*	1-4	0-1	0-0	1	3	4	0	2	3	1	0	0	1	17		
05	BELL, Davon	*	3-9	1-3	4-4	1	5	6	1	11	7	3	0	1	33			
10	FLAGLER, Adam	*	6-11	3-6	0-0	1	1	2	3	15	0	1	0	1	32			
12	HIGHTOWER, Cory	*	0-3	0-1	3-4	0	4	4	3	3	1	1	0	0	21			
15	LEWIS, Francois	*	2-8	1-6	4-5	1	2	3	2	9	2	1	0	0	29			
03	SHUBERT, Kody	*	1-3	0-1	0-0	0	4	4	0	2	0	0	0	0	7			
02	CROUCH, Romeo	*	5-6	4-5	2-4	2	1	3	2	16	3	1	0	0	31			
20	YOUNGER, JC	*	6-9	3-4	0-0	0	4	4	0	15	1	0	0	0	30			
Team							0	0	0									
Totals				24-53	12-27	13-17	6	24	30	11	73	17	8	0	2	200		
FG % 1st Half: 13-29			44.8%	2nd half: 11-24	45.8%	Game: 24-53	45.3%											Deadball Rebounds
3FG % 1st Half: 8-16			50.0%	2nd half: 4-11	36.4%	Game: 12-27	44.4%											
FT % 1st Half: 3-5			60.0%	2nd half: 10-12	83.3%	Game: 13-17	76.5%											

Official Basketball Box Score -- Game Totals -- Final Statistics
Campbell vs Radford
01/30/19 7:02 PM at Dedmon Center (Radford, Va.)

Campbell 68 • 12-9, 5-2 BSC

#	Player	Total		3-Ptr		Rebounds			PF	TP	A TO Blk			Stl	Min
		FG-FGA	FG-FGA	FT-FTA	Off Def Tot	Off Def Tot	PF	TP							
24	CHATMAN, Isaac	f	2-4	2-3	0-0	0 4 4	3	6	0	0	1	0	21		
25	EUDY, Andrew	f	2-13	1-4	2-2	3 4 7	3	7	7	2	2	0	35		
02	NELSON, Ja'Cor	g	2-3	0-0	1-2	1 8 9	1	5	3	3	0	3	35		
03	CLEMONS, Chris	g	11-22	8-15	9-11	0 6 6	2	39	1	3	1	1	40		
22	GENSLER, Cory	g	3-5	3-5	0-0	1 1 2	3	9	1	0	1	0	31		
00	SPENCER, Trey	g	0-2	0-2	0-0	1 0 1	0	0	0	0	0	0	9		
10	STAJCIC, Milos	g	0-0	0-0	0-0	1 0 1	0	0	0	0	0	0	5		
11	WHITFIELD, Jordan	g	1-6	0-3	0-0	0 1 1	5	2	0	2	0	3	24		
Team						1 2 3									
Totals			21-55	14-32	12-15	8 26 34	17	68	12	11	5	7	200		
FG % 1st Half:		8-26	30.8%	2nd half:	13-29	44.8%	Game:	21-55	38.2%					Deadball Rebounds	
3FG % 1st Half:		6-15	40.0%	2nd half:	8-17	47.1%	Game:	14-32	43.8%						
FT % 1st Half:		2-2	100.0%	2nd half:	10-13	76.9%	Game:	12-15	80.0%						

Radford 67 • 15-7, 7-1 BSC

#	Player	Total		3-Ptr		Rebounds			PF	TP	A TO Blk			Stl	Min
		FG-FGA	FG-FGA	FT-FTA	Off Def Tot	Off Def Tot	PF	TP							
24	POLITE JR, Ed	f	3-5	0-1	7-8	0 11 11	1	13	2	1	0	1	38		
20	SALLAH, Mawdo	c	6-8	0-0	0-0	4 2 6	3	12	1	2	0	0	17		
01	JONES, Carlík	g	7-14	2-4	2-3	0 7 7	0	18	7	2	0	4	36		
05	HICKS, Donald	g	1-8	1-5	0-0	0 2 2	4	3	2	2	0	0	38		
11	FIELDS JR, Travis	g	0-2	0-1	0-2	0 0 0	3	0	0	1	0	0	14		
00	HUTCHINSON, Devin	g	1-3	1-3	0-0	0 0 0	1	3	0	0	0	0	6		
02	OWENS, Tristan	g	0-1	0-0	0-0	0 0 0	0	0	0	1	0	0	2		
04	JEFFERS, Josiah	g	0-2	0-1	0-0	0 0 0	0	0	2	1	0	0	3		
10	TANNER, Caleb	g	2-5	2-5	0-1	0 1 1	2	6	1	2	0	0	23		
15	BUTTS IV, Leroy	g	0-0	0-0	0-0	0 2 2	0	0	0	0	0	0	2		
13	HOLLAND, Devonnte	g	6-8	0-0	0-1	2 2 4	2	12	0	0	0	0	21		
Team						3 1 4									
Totals			26-56	6-20	9-15	9 28 37	16	67	15	12	0	5	200		
FG % 1st Half:		10-25	40.0%	2nd half:	16-31	51.6%	Game:	26-56	46.4%					Deadball Rebounds	
3FG % 1st Half:		2-10	20.0%	2nd half:	4-10	40.0%	Game:	6-20	30.0%						
FT % 1st Half:		5-6	83.3%	2nd half:	4-9	44.4%	Game:	9-15	60.0%						

Officials: Sean Casady, Nick Heater, Jemel Spearman
Technical fouls: Campbell-None. Radford-None.
Attendance: 2208

Score by periods	1st	2nd	Total
Campbell	24	44	68
Radford	27	40	67

Last FG - CAMPBELL 2nd-00:01, RAD 2nd-01:41.
Largest lead - CAMPBELL by 5 2nd-16:07, RAD by 15 2nd-09:05.
CAMPBELL led for 02:26. RAD led for 36:13. Game was tied for 01:21.

Points	In	Off	2nd	Fast
CAMPBE	12	4	11	5
RAD	32	10	14	8

Score tied - 2 times.
Lead changed - 5 times.

Official Basketball Box Score -- Game Totals -- Final Statistics
Longwood vs Campbell
02/02/19 2:00 pm at Buies Creek, NC (Pope Center/Gore Arena)

Longwood 62 • 13-12, 3-7

#	Player	Total		3-Ptr		Rebounds			PF	TP	A TO Blk			Stl	Min
		FG-FGA	FG-FGA	FT-FTA	Off Def Tot	Off Def Tot	PF	TP							
03	PHILLIPS, Shabooty	*	5-8	4-6	0-0	0 3 3	3	14	2	4	1	0	29		
04	WILSON, Jaylon	*	1-5	0-3	2-4	0 1 1	1	4	0	2	0	1	26		
13	FRANKLIN, Spencer	*	1-2	0-0	3-4	1 5 6	3	5	1	5	0	2	21		
20	CINTRON, Jordan	*	0-1	0-0	1-2	0 1 1	2	1	0	0	0	0	16		
21	SMITH, JaShaun	*	6-7	0-1	1-1	1 1 2	3	13	0	3	0	1	22		
02	CHAPMAN, Kamil	*	0-0	0-0	2-2	0 0 0	1	2	1	0	0	0	2		
05	ADGEI, Pernelle	*	0-0	0-0	0-0	0 0 0	5	0	0	1	0	0	7		
11	FLOOD, Seán	*	0-3	0-2	0-0	0 4 4	1	0	1	1	0	1	21		
23	OKAFOR, Gus	*	2-4	1-3	1-2	0 3 3	3	6	2	2	0	0	14		
24	GETER, Damarion	*	1-1	0-0	1-1	0 1 1	2	3	2	1	0	0	20		
55	MUNOZ, Juan	*	4-8	3-6	3-4	0 2 2	1	14	1	1	0	1	22		
Team						1 2 3									
Totals			20-39	8-21	14-20	3 23 26	25	62	10	21	1	6	200		
FG % 1st Half:		6-17	35.3%	2nd half:	14-22	63.6%	Game:	20-39	51.3%					Deadball Rebounds	
3FG % 1st Half:		3-11	27.3%	2nd half:	5-10	50.0%	Game:	8-21	38.1%						
FT % 1st Half:		5-8	62.5%	2nd half:	9-12	75.0%	Game:	14-20	70.0%						

Campbell 83 • 13-9, 6-2

#	Player	Total		3-Ptr		Rebounds			PF	TP	A TO Blk			Stl	Min
		FG-FGA	FG-FGA	FT-FTA	Off Def Tot	Off Def Tot	PF	TP							
02	NELSON, Ja'Cor	*	1-5	0-0	2-2	1 4 5	3	4	2	0	0	2	26		
03	CLEMONS, Chris	*	12-21	10-18	5-5	0 4 4	1	39	5	1	0	0	32		
22	GENSLER, Cory	*	4-7	3-5	3-3	0 1 1	4	14	2	1	0	1	33		
24	CHATMAN, Isaac	*	1-2	0-1	0-0	0 2 2	3	2	0	1	0	1	22		
25	EUDY, Andrew	*	1-6	1-4	4-4	1 1 2	3	7	6	4	0	0	25		
00	SPENCER, Trey	*	2-4	1-2	1-2	1 0 1	0	6	0	0	0	0	19		
04	SAUNDERS, Noah	*	0-0	0-0	3-4	0 1 1	1	3	0	0	0	0	4		
10	STAJCIC, Milos	*	0-1	0-1	0-0	0 0 0	1	0	2	1	0	0	7		
11	WHITFIELD, Jordan	*	2-2	2-2	0-0	0 2 2	0	6	1	1	0	0	27		
12	CUADRA, Jon Ander	*	0-1	0-0	0-0	0 0 0	1	0	0	1	0	0	1		
21	CLUXTON, Brooks	*	1-1	0-0	0-0	0 0 0	1	2	0	1	0	0	4		
Team						1 1 2									
Totals			24-50	17-33	18-20	4 16 20	18	83	18	11	0	4	200		
FG % 1st Half:		12-27	44.4%	2nd half:	12-23	52.2%	Game:	24-50	48.0%					Deadball Rebounds	
3FG % 1st Half:		9-19	47.4%	2nd half:	8-14	57.1%	Game:	17-33	51.5%						
FT % 1st Half:		6-6	100.0%	2nd half:	12-14	85.7%	Game:	18-20	90.0%						

Officials: Dave Davis, JW Lucas, Kendall Pike
Technical fouls: Longwood-TEAM 2. Campbell-TEAM.
Attendance: 2619

Score by periods	1st	2nd	Total
Longwood	20	42	62
Campbell	39	44	83

Last FG - LWU 2nd-00:59, CAMPBELL 2nd-01:38.
Largest lead - LWU None, CAMPBELL by 27 2nd-12:05.
LWU led for 00:00. CAMPBELL led for 39:44. Game was tied for 00:16.

Score tied - 0 times.
Lead changed - 0 times.

Official Basketball Box Score -- Game Totals -- Final Statistics
USC Upstate vs Campbell
02/09/19 4:40 pm at Buies Creek, NC (Pope Center/Gore Arena)

USC Upstate 66 • 6-20, 1-10

#	Player	Total		3-Ptr		Rebounds			PF	TP	A TO Blk			Stl	Min
		FG-FGA	FG-FGA	FT-FTA	Off	Def	Tot	Off			Def	Tot			
00	MOORE, Malik	*	5-10	0-4	6-6	2	6	8	4	16	2	4	0	2	32
01	WHITE, Dalvin	*	3-9	2-7	1-2	0	0	0	2	9	2	0	0	0	35
02	HAMMOND, Everette	*	3-7	1-2	2-2	0	4	4	2	9	1	2	0	0	31
34	ALDRICH, Josh	*	1-3	0-1	1-2	0	1	1	3	3	0	2	0	1	22
35	ZINK, Nevin	*	0-1	0-0	4-6	0	0	0	5	4	0	2	0	0	13
03	SPAN, Jure	*	0-1	0-1	0-0	0	0	0	2	0	1	2	0	0	4
04	MARTIN, Brandon	*	3-6	0-0	2-4	2	2	4	0	8	2	0	0	0	18
10	RYAN, Ross	*	2-4	0-0	1-1	1	1	2	0	5	1	3	0	0	8
11	HOLMES, Deion	*	2-5	0-0	2-2	0	4	4	1	6	0	0	0	0	19
14	FURLOUGH, Jordan	*	0-0	0-0	0-0	0	0	0	0	0	0	0	0	0	1
15	WELCH, Pat	*	2-3	2-3	0-0	1	1	2	2	6	0	0	0	0	16
22	TATE, Andrew	*	0-0	0-0	0-0	0	0	0	0	0	0	0	0	0	1
Team						1	1	2							
Totals			21-49	5-18	19-25	7	20	27	21	66	9	15	0	3	200
FG % 1st Half: 9-22		40.9%	2nd half: 12-27	44.4%	Game: 21-49	42.9%									Deadball
3FG % 1st Half: 3-11		27.3%	2nd half: 2-7	28.6%	Game: 5-18	27.8%									Rebounds
FT % 1st Half: 8-10		80.0%	2nd half: 11-15	73.3%	Game: 19-25	76.0%									1

Official Basketball Box Score -- Game Totals -- Final Statistics
Hampton vs Campbell
02/13/19 7:00 pm at Bules Creek, NC (Pope Center/Gore Arena)

Hampton 84 • 10-14, 5-6

#	Player	Total			3-Ptr		Rebounds			PF	TP	A TO Blk			Stl	Min
		FG-FGA	FG-FGA	FT-FTA	Off	Def	Tot	A	TO			Blk				
02	MARROW, Jermaine	7-19	4-11	2-2	0	4	4	3	20	6	2	0	1	1	40	
03	CARVER, Trey	1-2	0-0	0-0	2	0	2	1	2	0	1	0	0	0	13	
22	BARNES, Trevond	1-4	0-1	5-6	5	2	7	4	7	1	0	2	1	0	28	
23	FISHER, Kalin	12-21	5-9	5-7	0	6	6	4	34	2	3	0	3	38		
25	MITCHELL, Akim	0-0	0-0	0-0	0	1	1	2	0	0	0	0	0	11		
00	SMOOT, Ricquall	1-2	0-0	0-0	0	1	1	0	2	0	0	0	0	10		
01	BRACEY, Lysander	1-2	0-1	0-0	0	1	1	1	2	0	0	0	0	8		
04	HECKSTALL, Greg	1-8	0-6	4-4	1	6	7	2	6	6	1	0	0	28		
11	GRIFFIN, Dondre	4-7	3-5	0-0	1	1	2	5	11	0	1	0	0	23		
14	STANLEY, Ben	0-0	0-0	0-0	0	1	1	0	0	0	0	0	0	1		
Team					4	1	5			1						
Totals		28-65	12-33	16-19	13	24	37	22	84	15	9	2	5	200		
FG % 1st Half: 12-34		35.3%	2nd half: 16-31	51.6%	Game: 28-65	43.1%										Deadball Rebounds 1
3FG % 1st Half: 7-20		35.0%	2nd half: 5-13	38.5%	Game: 12-33	36.4%										
FT % 1st Half: 8-10		80.0%	2nd half: 8-9	88.9%	Game: 16-19	84.2%										

Campbell 87 • 15-10, 8-3

#	Player		Total		3-Ptr		Rebounds			PF	TP	A TO Blk			Stl	Min
			FG-FGA	FG-FGA	FT-FTA	Off	Def	Tot	A			TO	Blk			
02	NELSON, Ja'Cor	*	2-4	0-0	1-2	0	4	4	2	5	3	0	0	0	28	
03	CLEMONS, Chris	*	11-21	4-9	22-24	3	4	7	2	48	4	4	1	0	39	
22	GENSLER, Cory	*	3-6	2-5	0-0	0	7	7	2	8	3	0	0	0	34	
24	CHATMAN, Isaac	*	3-6	2-3	0-2	1	3	4	1	8	1	0	0	0	29	
25	EUDY, Andrew	*	5-8	1-2	0-0	0	4	4	5	11	4	3	3	0	26	
00	SPENCER, Trey		0-1	0-1	0-0	0	1	1	1	0	0	0	0	0	10	
10	STAJCIC, Milos		0-0	0-0	0-0	0	1	1	1	0	0	0	0	0	6	
11	WHITFIELD, Jordan		3-7	1-3	0-0	0	1	1	2	7	1	0	0	2	28	
Team						0	1	1								
Totals			27-53	10-23	23-28	4	26	30	16	87	16	7	4	2	200	
FG % 1st Half: 15-28			53.6%	2nd half: 12-25	48.0%	Game: 27-53	50.9%									Deadball Rebounds 3
3FG % 1st Half: 5-12			41.7%	2nd half: 5-11	45.5%	Game: 10-23	43.5%									
FT % 1st Half: 7-8			87.5%	2nd half: 16-20	80.0%	Game: 23-28	82.1%									

Officials: Matt Potter, Dave Davis, Kurt Tackett
Technical fouls: Hampton-MARROW, Jermaine. Campbell-None.
Attendance: 1678

Score by periods	1st	2nd	Total
Hampton	39	45	84
Campbell	42	45	87

Last FG - HAM-MBB 2nd-00:07, CAMPBELL 2nd-02:00.
Largest lead - HAM-MBB by 4 2nd-18:31, CAMPBELL by 8 1st-03:48.
HAM-MBB led for 06:58. CAMPBELL led for 25:02. Game was tied for 08:00.

Score tied - 9 times.
Lead changed - 10 times.

Official Basketball Box Score -- Game Totals -- Final Statistics
High Point vs Campbell
02/21/19 9:00 pm at Bules Creek, NC (Pope Center/Gore Arena)

High Point 48 • 14-13, 7-6

#	Player	Total			3-Ptr		Rebounds			PF	TP	A TO Blk			Stl	Min
		FG-FGA	FG-FGA	FT-FTA	Off	Def	Tot	A	TO			Blk				
02	SLAY, Denny	1-4	0-0	0-0	1	1	2	1	2	4	2	0	0	0	25	
05	HOLLAND III, Curtis	2-8	1-5	4-4	1	2	3	3	9	1	5	0	2	33		
13	PROCTOR, Jahaad	6-20	2-6	3-4	1	3	4	1	17	2	3	0	0	38		
24	MADISON, Ricky	0-3	0-1	1-2	2	8	10	3	1	0	3	0	0	31		
25	WHITEHEAD, Jordan	5-6	1-1	2-4	2	8	10	4	13	1	1	1	0	33		
03	WRIGHT, Jamal	2-5	0-2	0-0	0	4	4	0	4	0	0	0	0	16		
12	GOODING, Dexter	1-3	0-2	0-0	0	1	1	2	2	0	1	0	0	9		
30	BERLIN, Sam	0-0	0-0	0-0	1	0	1	0	0	0	0	0	0	6		
35	SANCHEZ, Caden	0-1	0-0	0-0	1	2	3	0	0	1	0	0	0	9		
Team					3	1	4				1					
Totals		17-50	4-17	10-14	12	30	42	14	48	9	16	1	2	200		
FG % 1st Half: 10-28		35.7%	2nd half: 7-22	31.8%	Game: 17-50	34.0%										Deadball Rebounds 2
3FG % 1st Half: 3-10		30.0%	2nd half: 1-7	14.3%	Game: 4-17	23.5%										
FT % 1st Half: 3-4		75.0%	2nd half: 7-10	70.0%	Game: 10-14	71.4%										

Campbell 61 • 16-11, 9-4

#	Player	Total			3-Ptr			Rebounds			PF	TP	A TO Blk			Stl	Min
		FG-FGA	FG-FGA	FT-FTA	Off	Def	Tot	A	TO	Blk							
02	NELSON, Ja'Cor	1-4	0-2	4-6	0	3	3	6	4	1	1	2	35				
03	CLEMONS, Chris	9-26	6-19	3-3	0	4	4	2	27	1	1	0	1	40			
22	GENSLER, Cory	4-8	0-3	0-0	0	2	2	0	8	3	0	2	0	36			
24	CHATMAN, Isaac	2-5	0-2	0-0	2	1	3	4	4	1	0	1	0	27			
25	EUDY, Andrew	7-12	0-0	2-2	6	9	15	3	16	1	2	3	1	38			
00	SPENCER, Trey	0-2	0-2	0-0	0	1	1	0	0	0	0	0	0	4			
11	WHITFIELD, Jordan	0-2	0-2	0-0	0	1	1	0	0	3	0	0	1	20			
Team					0	2	2										
Totals		23-59	6-30	9-11	8	23	31	12	61	13	4	7	9	200			
FG % 1st Half: 11-31		35.5%	2nd half: 12-28	42.9%	Game: 23-59	39.0%									Deadball Rebounds 0		
3FG % 1st Half: 3-17		17.6%	2nd half: 3-13	23.1%	Game: 6-30	20.0%											
FT % 1st Half: 0-0		0.0%	2nd half: 9-11	81.8%	Game: 9-11	81.8%											

Officials: Matt Potter, Tommy Morrissey, Tony Henderson
Technical fouls: High Point-None. Campbell-None.
Attendance: 2952
7th largest attendance in Gore Arena history.

Score by periods	1st	2nd	Total
High Point	26	22	48
Campbell	25	36	61

Last FG - HPU 2nd-03:51, CAMPBELL 2nd-01:22.
Largest lead - HPU by 9 1st-04:59, CAMPBELL by 15 2nd-04:58.
HPU led for 17:05. CAMPBELL led for 18:44. Game was tied for 04:11.

Score tied - 2 times.
Lead changed - 3 times.

Official Basketball Box Score -- Game Totals -- Final Statistics
Campbell vs Presbyterian
02/16/19 4:30 p.m. at Clinton, S.C. (Templeton Center)

Campbell 71 • 15-11, 8-4

#	Player	Total		3-Ptr		Rebounds			PF	TP	A	TO	Blk	Stl	Min
		FG-FGA	FG-FGA	FT-FTA	Off	Def	Tot								
02	NELSON, Ja'Cor	* 5-9	0-0	1-1	5	1	6	3	11	3	3	0	0	30	
03	CLEMONS, Chris	* 5-21	2-9	16-16	0	2	2	1	28	2	3	0	3	40	
22	GENSLER, Cory	* 8-12	3-6	0-0	0	4	4	2	19	0	0	1	0	37	
24	CHATMAN, Isaac	* 4-11	1-4	0-0	2	5	7	1	9	1	2	0	1	34	
25	EUDY, Andrew	* 0-1	0-0	1-2	1	5	6	5	1	3	3	3	0	28	
00	SPENCER, Trey	* 1-1	0-0	1-1	1	0	1	1	3	0	0	0	1	10	
11	WHITFIELD, Jordan	* 0-3	0-2	0-0	1	2	3	1	0	0	0	0	0	21	
Team					1	3	4								
Totals		23-58	6-21	19-20	11	22	33	14	71	9	11	4	5	200	
FG % 1st Half: 9-26		34.6%	2nd half: 14-32	43.8%	Game: 23-58		39.7%	Deadball							
3FG % 1st Half: 3-9		33.3%	2nd half: 3-12	25.0%	Game: 6-21		28.6%	Rebounds							
FT % 1st Half: 4-4		100.0%	2nd half: 15-16	93.8%	Game: 19-20		95.0%	1							

Presbyterian 76 • 16-12, 8-5

#	Player	*	Total		3-Ptr		Rebounds			PF	TP	A			TO	Blk	Stl	Min
			FG-FGA	FG-FGA	FT-FTA	Off	Def	Tot	A			TO	Blk					
03	CROUCH, Romeo	*	2-5	1-3	0-0	0	1	1	3	5	0	0	0	1			36	
05	BELL, Davon	*	3-7	1-3	13-14	0	5	5	2	20	9	4	0	2			38	
10	FLAGLER, Adam	*	6-13	2-6	0-0	0	2	2	3	14	7	2	1	0			36	
12	HIGHTOWER, Cory	*	5-9	0-1	0-0	1	7	8	1	10	1	1	1	1			21	
15	LEWIS, Francois	*	2-6	1-2	1-4	2	4	6	4	6	0	1	0	2			27	
02	MARTIN, Chris		1-1	0-0	0-0	1	0	1	2	2	0	1	0	0			6	
00	SHUBERT, Kody		0-3	0-0	0-0	1	0	1	0	0	0	1	0	0			2	
04	DRAKE, Ben		1-2	0-0	0-0	0	1	1	1	2	0	0	0	0			6	
20	YOUNGER, JC		5-8	5-6	2-4	1	4	5	0	17	0	0	0	0			28	
	Team					2	0	2										
Totals			25-54	10-21	16-22	8	24	32	16	76	17	10	2	6	200			
FG % 1st Half: 13-32			40.6%	2nd half: 12-22	54.5%	Game: 25-54			46.3%				Deadball					
3FG % 1st Half: 8-17			47.1%	2nd half: 2-4	50.0%	Game: 10-21			47.6%				Rebounds					
FT % 1st Half: 0-0			0.0%	2nd half: 16-22	72.7%	Game: 16-22			72.7%				5					

Official Basketball Box Score -- Game Totals -- Final Statistics
Campbell vs USC Upstate
02/27/19 7:02 p.m. at Spartanburg, S.C. (G.B. Hodge Center)

Campbell 85 • 18-11, 11-4 BSC

#	Player	Total		3-Ptr		Rebounds			PF	TP	A	TO	Blk	Stl	Min
		FG-FGA	FG-FGA	FT-FTA	Off	Def	Tot								
24	CHATMAN, Isaac	f	4-6	0-1	1-2	0	3	3	4	9	1	1	0	0	30
25	EUDY, Andrew	f	5-10	1-4	4-5	1	9	10	1	15	4	3	4	1	38
02	NELSON, JaCor	g	8-9	1-1	0-2	3	1	4	2	17	4	1	1	0	31
03	CLEMONS, Chris	g	11-22	4-14	6-7	0	5	5	1	32	4	3	0	4	35
22	GENSLER, Cory	g	2-3	2-3	0-0	0	6	6	3	6	2	2	0	0	35
00	SPENCER, Trey		0-2	0-1	2-2	0	0	0	1	2	0	0	0	0	9
10	STAJCIC, Milos		0-0	0-0	0-0	0	0	0	3	0	0	0	0	0	3
11	WHITFIELD, Jordan		2-5	0-3	0-0	1	2	3	3	4	0	0	0	0	19
Team					0	1	1								
Totals			32-57	8-27	13-18	5	27	32	18	85	15	10	5	5	200
FG % 1st Half: 18-28		64.3%	2nd half: 14-29	48.3%	Game: 32-57	56.1%									
3FG % 1st Half: 3-11		27.3%	2nd half: 5-16	31.3%	Game: 8-27	29.6%									
FT % 1st Half: 2-3		66.7%	2nd half: 11-15	73.3%	Game: 13-18	72.2%									
															Deadball Rebounds 0

USC Upstate 73 • 6-24, 1-14 BSC

#	Player	Total		3-Ptr		Rebounds			PF	TP	A	TO	Blk	Stl	Min
		FG-FGA	FG-FGA	FT-FTA	Off	Def	Tot								
34	ALDRICH, Josh	f	1-2	0-1	2-5	1	2	3	2	4	0	1	1	1	25
35	ZINK, Nevin	f	3-5	0-0	1-2	2	2	4	2	7	0	2	0	0	17
01	WHITE, Dalvin	g	3-7	1-4	1-2	0	2	2	2	8	4	1	0	0	29
02	HAMMOND, Everette	g	5-12	4-7	6-8	0	6	6	4	20	4	3	0	4	35
11	HOLMES, Deion	g	6-14	4-8	6-6	3	5	8	1	22	2	3	0	1	35
03	SPAN, Jure		0-2	0-2	3-4	0	1	1	3	3	1	0	0	0	20
04	MARTIN, Brandon		3-9	0-0	0-0	1	2	3	3	6	1	1	0	1	20
10	RYAN, Ross		0-1	0-0	0-0	0	3	3	0	0	1	0	0	0	8
15	WELCH, Pat		1-2	1-2	0-0	0	1	1	0	3	0	0	0	0	11
Team					1	1	2								
Totals			22-54	10-24	19-27	8	25	33	20	73	12	12	1	7	200
FG % 1st Half: 9-28		32.1%	2nd half: 13-26	50.0%	Game: 22-54	40.7%									
3FG % 1st Half: 4-13		30.8%	2nd half: 6-11	54.5%	Game: 10-24	41.7%									
FT % 1st Half: 5-6		83.3%	2nd half: 14-21	66.7%	Game: 19-27	70.4%									
															Deadball Rebounds 5

Officials: Nick Heater (R), Trey Styons, Devyn Page
Technical fouls: Campbell-None. USC Upstate-None.
Attendance: 727

Score by periods	1st	2nd	Total
Campbell	41	44	85
USC Upstate	27	46	73

Last FG - CAMPBELL 2nd-01:48, UPST 2nd-00:01.
Largest lead - CAMPBELL by 18 2nd-19:07, UPST by 3 1st-17:33.
CAMPBELL led for 36:05. UPST led for 02:45. Game was tied for 01:09.

Score tied - 0 times.
Lead changed - 2 times.

Official Basketball Box Score -- Game Totals -- Final Statistics
Hampton vs Campbell
03/07/19 6:00 pm at Buies Creek, NC (Pope Center/Gore Arena)

Hampton 77 • 15-16

#	Player	Total		3-Ptr		Rebounds			PF	TP	A	TO	Blk	Stl	Min
		FG-FGA	FG-FGA	FT-FTA	Off	Def	Tot								
02	MARROW, Jermaine	*	7-20	2-8	6-6	1	0	1	4	22	3	1	0	0	36
04	HECKSTALL, Greg	*	6-12	2-4	2-2	0	12	12	2	16	2	2	0	0	35
22	BARNES, Trevond	*	2-4	0-1	0-0	2	4	6	4	4	0	1	1	0	20
23	FISHER, Kalin	*	2-9	1-5	5-5	0	3	3	1	10	3	1	0	0	33
25	MITCHELL, Akim	*	4-6	1-2	1-2	1	2	3	4	10	2	0	0	1	34
01	BRACEY, Lysander		2-2	2-2	0-0	0	1	1	2	6	0	0	1	0	16
14	STANLEY, Ben		2-4	0-0	2-2	1	4	5	2	6	1	1	0	0	19
21	OAKLEY, Devon		1-1	0-0	1-1	0	0	0	0	3	0	0	1	1	7
Team					0	0	0								
Totals			26-58	8-22	17-18	5	26	31	19	77	11	6	3	2	200
FG % 1st Half: 13-29		44.8%	2nd half: 13-29	44.8%	Game: 26-58	44.8%									
3FG % 1st Half: 6-12		50.0%	2nd half: 2-10	20.0%	Game: 8-22	36.4%									
FT % 1st Half: 5-5		100.0%	2nd half: 12-13	92.3%	Game: 17-18	94.4%									
															Deadball Rebounds 1

Campbell 86 • 20-11

#	Player	Total		3-Ptr		Rebounds			PF	TP	A	TO	Blk	Stl	Min
		FG-FGA	FG-FGA	FT-FTA	Off	Def	Tot								
03	CLEMONS, Chris	*	7-21	3-13	17-19	1	6	7	2	34	2	1	1	0	40
11	WHITFIELD, Jordan	*	5-10	2-3	1-2	0	1	1	2	13	4	1	0	0	34
22	GENSLER, Cory	*	3-5	2-4	0-0	1	6	7	4	8	0	1	0	0	31
24	CHATMAN, Isaac	*	2-7	1-4	2-2	0	4	4	4	7	2	0	1	0	35
25	EUDY, Andrew	*	8-11	1-1	4-4	5	9	14	0	21	3	0	1	0	39
00	SPENCER, Trey		1-7	1-4	0-0	1	0	1	1	3	2	1	0	0	20
10	STAJCIC, Milos		0-0	0-0	0-0	0	0	0	1	0	0	1	0	0	1
Team					1	1	2								
Totals			26-61	10-29	24-27	9	27	36	14	86	13	5	3	0	200
FG % 1st Half: 15-32		46.9%	2nd half: 11-29	37.9%	Game: 26-61	42.6%									
3FG % 1st Half: 7-17		41.2%	2nd half: 3-12	25.0%	Game: 10-29	34.5%									
FT % 1st Half: 6-8		75.0%	2nd half: 18-19	94.7%	Game: 24-27	88.9%									
															Deadball Rebounds 3

Officials: Tony Chiazza, Tommy Morrissey, Jemel Spearman
Technical fouls: Hampton-MARROW, Jermaine; TEAM, Campbell-None.
Attendance: 2948
Big South Championship Quarterfinal
#1 seed Campbell vs. #8 Hampton

Score by periods	1st	2nd	Total
Hampton	37	40	77
Campbell	43	43	86

Last FG - HAM-MBB 2nd-00:03, CAMPBELL 2nd-03:37.
Largest lead - HAM-MBB by 8 2nd-15:14, CAMPBELL by 10 1st-13:48.
HAM-MBB led for 08:46, CAMPBELL led for 29:24. Game was tied for 01:50.

Score tied - 4 times.
Lead changed - 14 times.

Official Basketball Box Score -- Game Totals -- Final Statistics
Radford vs Campbell
03/02/19 2:00 PM at Buies Creek, N.C. (Pope Ctr/Gore Arena)

Radford 62 • 20-10, 12-4

#	Player	Total		3-Ptr		Rebounds			PF	TP	A	TO	Blk	Stl	Min
		FG-FGA	FG-FGA	FT-FTA	Off	Def	Tot								
01	JONES, Carlík	*	3-11	0-2	7-8	0	7	7	1	13	5	1	0	2	37
05	HICKS, Donald	*	3-10	2-7	0-0	3	3	6	4	8	2	1	0	0	37
11	FIELDS JR, Travis	*	3-10	2-6	0-0	0	0	0	0	8	2	1	0	0	26
20	SALLAH, Mawdo	*	6-10	0-0	2-3	1	3	4	3	14	0	0	2	0	27
24	POLITE JR, Ed	*	3-5	0-1	2-2	2	6	8	3	8	2	2	1	0	35
00	HUTCHINSON, Devin		1-2	1-2	0-0	1	0	1	0	3	1	0	0	0	4
10	TANNER, Caleb		2-4	0-2	0-0	1	1	2	0	4	0	1	0	1	16
13	BUTTS IV, Leroy		1-1	0-0	0-0	0	0	0	2	2	0	0	0	0	7
15	HOLLAND, Devonnte		1-3	0-0	0-0	1	3	4	4	2	0	1	1	0	11
Team					3	2	5								
Totals			23-56	5-20	11-13	12	25	37	17	62	12	8	4	3	200
FG % 1st Half: 13-29		44.8%	2nd half: 10-27	37.0%	Game: 23-56	41.1%									
3FG % 1st Half: 3-11		27.3%	2nd half: 2-9	22.2%	Game: 5-20	25.0%									
FT % 1st Half: 5-5		100.0%	2nd half: 6-8	75.0%	Game: 11-13	84.6%									
															Deadball Rebounds 0

Campbell 64 • 19-11, 12-4

#	Player		Total		3-Ptr		Rebounds			PF	TP	A	TO	Blk	Stl	Min
			FG-FGA	FG-FGA	FT-FTA	Off	Def	Tot								
02	NELSON, Ja'Cor	*	2-3	4-0	0-0	0	3	3	1	4	1	2	0	0	31	
03	CLEMONS, Chris		10-22	4-13	6-6	0	4	4	1	30	2	1	0	2	40	
12	CUADRA, Jon Ander		0-0	0-0	0-0	0	1	1	0	0	0	0	0	0	2	
22	GENSLER, Cory		2-7	2-6	0-0	0	3	3	0	6	4	0	1	1	36	
25	EUDY, Andrew	*	5-11	1-3	8-8	0	6	6	2	19	0	0	3	1	40	
00	SPENCER, Trey		0-0	0-0	0-0	0	0	0	0	0	0	0	0	0	9	
11	WHITFIELD, Jordan		1-1	0-0	3-4	0	2	2	1	5	1	3	0	1	22	
24	CHATMAN, Isaac		0-2	0-1	0-0	1	1	2	5	0	0	0	2	0	20	
	Team					1	3	4								
	Totals		20-46	7-23	17-18	2	23	25	10	64	8	6	6	5	200	
	FG % 1st Half:	11-27	40.7%	2nd half:	9-19	47.4%	Game:	20-46	43.5%						Deadball Rebounds 0	
	3FG % 1st Half:	5-14	35.7%	2nd half:	2-9	22.2%	Game:	7-23	30.4%							
	FT % 1st Half:	1-1	100.0%	2nd half:	16-17	94.1%	Game:	17-18	94.4%							



Chris

CLEMONS

5-9, 185 / Senior / Guard
Raleigh, N.C. / Millbrook

3

Career: Big South Conference all-time leading scorer list (3193 points), 4th in NCAA D1 history... Only 24 points shy of moving into 3rd place on D1 scoring list... Leads all active D1 players in career points... One of only 10 players in NCAA D1 history to reach 3,000 career points... Owns the nation's longest active consecutive double figure scoring streak (114 games), 2nd in D1 history... Has scored in double figures 128 times in 129 career games with 92 games of 20-plus points (school record)... 30 career 30-plus point games and 5 of at least 40 (both school records)... Has scored at least 20 points in 81 of his last 99 games... Leads all active D1 players in career scoring average (24.8), points, FGM (1013), FGA (2281), 3FGA (1210), 2nd in 3FGM (440), FTM (727), 3rd FTA (853) and 4th in 3FG/game (3.41)... Only player in Big South history to score at least 500 points in all 4 years... Owns 49 school records... Went through NBA Draft process in 2017 and 2018... Owns Big South career 3-point FG record (440), 5th in D1 history...

2018-19: 3rd-team All-America (USBWA)... Big South Player of the Year... 1st-team All-Conference... Big South all-tournament... Nation's leading scorer (30.0), 3rd in 3FG/game (4.22) and 2nd in free throws made (240)... Has scored at least 20 points 30 times this year, 14X at least 30, including 4 of 40 or more... Big South Conference preseason player of the year for second-straight time... Selected second team preseason Mid-Major All-American by NBCSports.com... Naismith Award, Lute Olson and Lou Henson Award midseason watch lists... 7X Big South player of the week... Lou Henson Award POTW (2X) and USBWA National Player of the Week (2/4)... Leads Big South in ppg, 17th in rebounds (5.1), 7th FG% (.448), 14th assists (2.9), 2nd FT% (.870), 9th steals (1.4), 4th 3FG% (.359), 1st 3FGM (4.2), 1st minutes (36.6)... Averaged 30.7 ppg (1st) and hit 4.8 threes/game (1st) on 38% shooting beyond the arc (3rd), while shooting 89.6% from line (2nd) in Big South regular season... Has 5 career ESPN SportsCenter Top-10 plays (3 this year)... Had a streak of 34-consecutive free throws made (one shy of school record)... Has made 65 of last 72 FTs... 23 points, 4 assists, 0 turnovers in Big South semifinal vs. Gardner-Webb (3/8)... Scored 34 points (17-19 FT) with 7 rebounds and just 1 turnover in 40 minutes of Big South quarterfinal win over Hampton (3/7)... 30 points in Big South regular-season title-clinching win over Radford (3/2)... 32 points 4 assists, 4 steals in win at Upstate (2/27)... Became NCAA's 6th all-time leading scorer during 41-point effort in win at Hampton (2/23) when he blocked potential game-tying shot at buzzer... Moved into 8th on NCAA all-time scoring list during 27-point outing vs. High Point (2/21)... Became 9th player in NCAA D1 history to reach 3,000 career points at Presbyterian (2/16), where he scored 28 points and set a school single-game record for most free throws without a miss (16-16)... Tallied season-high and Gore Arena record 48 points, when he set school records for free throws made (22) and attempted (24) in win over Hampton (2/13)... Scored 32 points (23 in 1st half) in win over USC Upstate (2/9)... Had 23 points and tied career high with 3 blocks at High Point (2/7)... 2nd-straight 39-point outing (Gore Arena record 10 threes) with 5 assists in win over Longwood (2/2)... Hit 4th career buzzer-beater 3 (ESPN SportsCenter No.-1 play of the night) to cap comeback win Jan. 30 at Radford where he scored 28 of his 39 points in the 2nd half... Pulled down career-high 10 rebounds to go along with 14 points at Hampton (1/26) for 1st career double-double... Scored 26 points (6-11 3s) with season-high 6 assists and 0 turnovers in 39 minutes of win over Presbyterian (1/24)... Tallied 29 points, including game-winning 3, in comeback win at Charleston Southern (1/19), where he made the first player in Big South history to reach 500 points in 4-straight years and also scored in double digits for the 100th-straight game... Scored 17 of game-high 22 points (6-11 3FG) in 2nd half of win at Asheville (1/16)... Tallied 34 points (10-10 FTs) with season-high 6 assists vs. Winthrop (1/10)... 2nd half dunk through contact was 2nd SportsCenter Top-10 play of the year... Scored 20 of his game-high 27 points in 2nd half of win over Gardner-Webb (1/5), when he added 3 assists and 0 turnovers in 38 minutes... Had 36 points (20 in 2nd half) with 5 steals in win over Alabama State at St. Pete Shootout (12/22), where he was named to all-tournament team... Became Big South all-time scoring leader in 2nd half vs. Austin Peay (12/21) at St. Pete Shootout when he scored 30 points... Passed 2,500-point plateau on FT in 2nd half of win over Central Penn when he scored 28 points and matched season-high 8 rebounds in 28 minutes (12/13)... Season-high 45 points (16-28 FG, 9-19 3FG) + 8 boards at Georgetown, 2nd-highest scoring total in school D1 era... MVP of Jamaica Classic Rose Hall Division... 34 points vs. Austin Peay, 27 vs. Florida A&M (11/16) in wins at Montego Bay... 2nd half dunk vs Austin Peay (11/18) picked 3rd on SportsCenter Top-10 plays... 26 points at Ohio (11/12) and at Abilene Christian (12/4)... 27 points (14-17 FT) vs. Coastal Carolina (11/9)... 44 points, 8 rebounds, 4 assists, 5 steals in OT win over UNCW (11/6)...

2017-18: 1st team Big South all-conference... NABC and USBWA All-District... Lou Henson (Mid-Major) All-America team by CollegelInsider.com... Big South player of the week 3X... 4th among national scoring leaders (24.9), 7th in free throws made (211), 8th in total points (772)... Missed 3 games due to injury... Big South scoring leader, 8th in assists (3.1), 3rd in FT% (.861), 1st 3FGM (3.1), 4th steals (1.6)... Had 35 points (23 in 2nd half) + 5 assists and 3 steals in CBI quarterfinal win over New Orleans (3/19)... 32 points (11-19 FG) in CBI 1st round win over Miami (Ohio) (3/14) when he broke school career scoring mark with 5:06 left in 1st half... 1st junior in Big South history to reach 2000 career points during 2nd half at Gardner-Webb (2/7), where he finished with 33 points in win... Season-high 42 pts (school record for Big South regular season and road game) when he made career-high 10-14 3FG in win at Liberty (1/23)... Became 1st teammates (along with Marcus Burk) in NCAA D1 history to make 10 3FG in same game... Hit game-winning 3 with 0.3 seconds left and scored 22 vs. Radford (1/21) to earn second ESPN SportsCenter Top-10 in 9 days... Game-winning 3 at buzzer and scored 25 in win over High Point (1/12)... **2016-17:** 1st-team All-Big South, All-Academic and All-Tournament team and 2nd team NABC All-District 3... SB Nation Mid-Major Madness All-Mid Major honorable mention... CIT all-tournament team... 2nd in the country in scoring (25.1)... School and Big South record with 51 points (18-32 FG) in league quarterfinal win over UNC Asheville (3/2)... School single-season marks for points (904) and scoring average (25.1)... **2015-16:** Big South Freshman of the Year... Big South all-conference 2nd team and All-Freshman team... Led all Big South freshmen in scoring (18.5), ranking 4th overall... 7th-leading freshman scorer in the nation...

Career Highs Points

51 vs. UNC Asheville (3/2/17)

Rebounds

10 at Hampton (1/26/19)

Assists

9 (2X) last vs. Presbyterian (2/24/18)

Field Goals

18 vs. UNC Asheville (3/2/17)

Field Goal Attempts

32 vs. UNC Asheville (3/2/17)

Three-Point Field Goals

10 at Liberty (1/23/18)

10 vs. Longwood (2/2/19)

Three-Point Attempts

19 (2X) last vs. High Point (2/21/19)

Free Throws

22 vs. Hampton (2/13/19)

Free Throw Attempts

24 vs. Hampton (2/13/19)

Steals

6 vs. Morgan State (11/21/15)

Blocked Shots

3 (3X) last at High Point (2/7/19)

Minutes Played

43 vs. Gardner-Webb (1/3/18)

2018-19 Season Highs

Points

48 vs. Hampton (2/13/19)

45 at Georgetown (11/24/18)

44 vs. UNCW (11/6/18)

41 at Longwood (2/23/19)

Rebounds

10 at Hampton (1/26/19)

Assists

6 (2X) last vs. Presbyterian (1/24/19)

Field Goals

16 at Georgetown (11/24/18)

Field Goal Attempts

28 (2X) last vs. Winthrop (1/10/19)

Three-Point Field Goals

10 vs. Longwood (2/2/19)

Three-Point Attempts

19 (2X) last vs. High Point (2/21/19)

Free Throws

22 vs. Hampton (2/13/19)

Free Throw Attempts

24 vs. Hampton (2/13/19)

Steals

5 vs. UNCW (11/6/18)

5 vs. Alabama State (12/22/18)

Blocked Shots

3 at High Point (2/7/19)

Minutes Played

41 vs. UNCW (11/6/18)

CHRIS CLEMONS' Career Stats

Year	GP	GS	Min	Avg	FG	FGA	Pct	3FG	3FGA	Pct	FT	FTA	Pct	Off	Def	Tot	Avg	PF	FO	Ast	TO	Blk	Stl	Pts	Avg
2015-16	30	29	965	32.2	186	439	.424	92	246	.374	92	109	.844	10	101	111	3.7	75	1	54	57	8	45	556	18.5
2016-17	36	35	1205	33.5	301	674	.447	118	333	.354	184	223	.825	18	149	167	4.6	69	0	92	100	18	70	904	25.1
2017-18	31	30	1055	34.0	233	515	.452	95	256	.371	211	245	.861	10	132	142	4.6	58	0	95	83	10	49	772	24.9
2018-19	32	32	1170	36.6	293	654	.448	135	376	.359	240	276	.870	25	138	163	5.1	61	1	93	79	11	45	961	30.0
TOTAL	129	126	4395	34.1	1013	2282	.444	440	1211	.363	727	853	.852	63	520	583	4.5	263	2	334	319	47	209	3193	24.8





Andrew

EUDY (YOU-dee)

25

6-7, 210 / Senior / Center-Forward

Lebanon, Pa. / Cedar Crest (Fork Union Military Academy)

Career: Campbell's career blocked shots leader (198), 9th in Big South history... Started all but one (2018 Senior Day) game at center over the last three seasons (102)... T1st on school career list for games played (129), 5th offensive rebounds, 6th rebounds, 8th starts, 22nd in scoring (923) in D1 era...

2018-19: 2nd-team All-Big South Conference... Averaging 11.9 points (20th Big South), 6.8 rebounds (6th), 3.6 assists (6th), 1.4 blocks (2nd) with a 1.9 assist-turnover ratio (4th)... Shooting 51% from floor, 43% from 3-point range... Against Big South opponents, ranked 4th in A-TO ratio (2.2), 2nd in offensive boards (2.3), 2nd in blocks (1.8), 4th in rebounds (7.6), 4th assists (3.9), 17th scoring (13.3)... Has scored in double figures career-best 21 times (including 16 of last 21 games)... Had 21 points and 14 boards in Big South quarterfinal win over Hampton (3/7)... 19 points, 6 boards, career-high 8-8 FTs in win over Radford (3/2)... Had 15 points, 10 rebounds, 4 assists and 4 blocks in win at Upstate (2/27)... 16 points and career-high 15 rebounds in win over High Point (2/21)... 11 points, 4 assists, 3 blocks in win over Hampton (2/13)... Season-high 7 assists with 0 turnovers in win over Upstate (2/9)... 7 points, 7 rebounds, 7 assists in win at Radford (1/30)... Posted 4th double-double in 7 games with career-high 30 points (12-17 FG) and 11 rebounds, plus 3 assists and 0 turnovers in 38 minutes of win over Presbyterian (1/24)... Had 11 points, 7 rebounds and 3 assists in win at Charleston Southern (1/19)... 14 points and then career-high 12 rebounds at Asheville (1/16)... Hit previous career high with 25 points (9-16 FG, 3-6 3FG, 4-4 FT) with 7 rebounds and 7 assists vs. Winthrop (1/10)... 10-point, 11-rebound (plus 5 assists) outing in in over Gardner-Webb (1/5)... Had 14 points, 11 rebounds at Miami (12/29)... 16 points + 8 boards in career-high 40 minutes in win over Alabama State (12/22)... 21 points and 9 rebounds in OT win over UNCW (11/6) when he hit career highs for 3-point FG made (5) and attempted (6)... 12 points (5-6 FG) at Ohio (11/12) and Abilene Christian (12/4)... 6 assists, plus 10 points in win over Florida A&M (11/16)... **2017-18:** 2nd among Big South Conference blocks leaders (1.8)... Had at least one block in 28 of 34 games... 13th BSC rebounding leaders (4.9), 12th in assists (2.7) while averaging career-high 9.1 points... Scored in double digits 13 times... Matched career high with 22 points at Winthrop (1/27) and at Presbyterian (1/9)... Tied career high with 12 rebounds vs. Citadel and at Stetson (11/30)... **2016-17:** Set school record for games started (37)... Led Big South in blocked shots (1.9), 13th in rebounds (5.2)...

Career Highs

Points

30 vs. Presbyterian (1/24/19)

Rebounds

15 vs. High Point (2/21/19)

Assists

8 vs. Longwood (2/10/18)

Field Goals

12 vs. Presbyterian (1/24/19)

Field Goal Attempts

18 at UNC Asheville (1/16/19)

Three-Point Field Goals

5 vs. UNCW (11/6/18)

Three-Point Attempts

6 (2X) last vs. Winthrop (1/10/19)

Free Throws

8 vs. Radford (3/2/19)

Free Throw Attempts

8 vs. Radford (3/2/19)

Steals

4 (2X) last vs. Liberty (2/18/18)

Blocked Shots

6 vs. Houston Baptist (3/14/17)

Minutes Played

40 (2X) last vs. Radford (3/2/19)

ANDREW EUDY's Career Stats

Year	GP	GS	Min	Avg	Total			3FG	3FGA	Pct	FT	FTA	Pct	Rebounds				PF	FO	Ast	TO	Blk	Stl	Pts	Avg
					FG	FGA	Pct							Off	Def	Tot	Avg								
2015-16	26	0	216	8.3	8	34	.235	2	14	.143	8	12	.667	18	37	55	2.1	32	1	11	12	17	5	26	1.0
2016-17	37	37	928	25.1	88	166	.530	9	27	.333	23	36	.639	60	134	194	5.2	116	3	60	39	70	22	208	5.6
2017-18	34	33	843	24.8	127	238	.534	24	53	.453	31	39	.795	55	112	167	4.9	100	3	92	67	65	33	309	9.1
2018-19	32	32	1031	32.2	143	279	.513	31	73	.425	63	73	.863	68	150	218	6.8	90	4	116	61	46	26	380	11.9
TOTAL	129	102	3018	23.4	366	717	.510	66	167	.395	125	160	.781	201	433	634	4.9	338	11	279	179	198	86	923	7.2



Jon Ander

CUADRA (KWAH-druh)

12

6-8, 210 / Senior / Forward

Vitoria-Gasteiz, Spain / Canarias

2018-19: Has played in 6 games this season, 23 in his career... Made 1st career start on Senior Day vs. Radford (3/2)... Tallied season-high 11 points (5-7 FG) and set career highs for rebounds (8) and minutes (19) in win over Central Penn (12/13)... Came off bench to score 7 points (3-5 FG) in 11 minutes vs. Trinity Baptist (11/29)... Season debut at Ohio (11/12)...

2017-18: Earned Big South Presidential Honor Roll status for 3rd-straight year... Played in 5 games off the bench, averaging 6.2 points and shooting 86% (12-14) from the floor... Scored career-high 14 points (4-4 FG, 3-3 threes, 3-4 FT) in 11 minutes vs. Columbia International (11/13)... Had 12 points (6-7 FG) and career-best 4 rebounds in 13 minutes vs. Johnson & Wales (11/20)...

Personal: Former Spanish Under-15 national team performer His father Mikel Cuadra led the ACB (Spanish) League in scoring in 1986-87, averaging 47 points per game...

Career Highs

Points

14 vs. Columbia International (11/13/17)

Rebounds

8 vs. Central Penn (12/13/18)

Assists

1 (3X) last vs. Trinity Baptist (11/29/18)

Field Goals

6 vs. Johnson & Wales (11/20/17)

Field Goal Attempts

7 (2X) last vs. Central Penn (12/13/18)

Three-Point Field Goals

3 vs. Columbia International (11/13/17)

Three-Point Attempts

3 (3X) last vs. Central Penn (12/13/18)

Free Throws

3 vs. Columbia International (11/13/17)

Free Throw Attempts

4 vs. Columbia International (11/13/17)

Steals

1 (2X) last vs. Longwood (2/10/18)

Blocked Shots

2 vs. Bridgewater (11/15/16)

Minutes Played

19 vs. Central Penn (12/13/18)

JON ANDER CUADRA's Career Stats

Year	GP	GS	Min	Avg	Total			3FG	3FGA	Pct	FT	FTA	Pct	Rebounds				PF	FO	Ast	TO	Blk	Stl	Pts	Avg
					FG	FGA	Pct							Off	Def	Tot	Avg								
2015-16	7	0	31	4.4	3	9	.333	0	2	.000	7	9	.778	4	4	8	1.1	4	0	0	3	0	1	13	1.9
2016-17	5	0	19	3.8	6	8	.750	0	0	.000	0	0	.000	4	6	10	2.0	2	0	1	1	2	0	12	2.4
2017-18	5	0	34	6.8	12	14	.857	3	3	1.000	4	7	.571	1	4	5	1.0	5	0	1	2	2	1	31	6.2
2018-19	6	1	41	6.8	8	15	.533	2	7	.286	0	2	.000	1	12	13	2.2	5	0	1	3	1	0	18	3.0
TOTAL	23	1	125	5.4	29	46	.630	5	12	.417	11	18	.611	10	26	36	1.6	16	0	3	9	5	2	74	3.2





Cory

GENSLER

6-4, 200 / Junior / Guard

Cary, N.C. / Cary

2018-19: Big South All-Academic Team... In starting five for 31 of 32 games - missed Alabama State (12/22) due to injury... Averaging 8.7 points, 4.1 rebounds and has committed only 21 turnovers while playing an average of 31.5 minutes... Has scored in double figures 9 times... 20 points (4-6 3FG) in Big South semifinal vs. Gardner-Webb (3/8)... Had 8 points and 7 rebounds in Big South quarterfinal win over Hampton (3/7)... 4 assists, 0 turnovers in win over Radford (3/2)... Had 10

points and 0 turnovers in 32 minutes of win at Longwood (2/23)... 8 points, 3 assists, 2 blocks, 4 steals and 0 turnovers in 36 minutes of win vs. High Point (2/21)... Had 19 points (8-12 FG, 3-6 3FG) with 0 turnovers in 37 minutes at Presbyterian (2/16)... 14 points (3-5 threes) in win over Longwood (2/2)... 9 points (3-5 threes) in win at Radford (1/30)... Tallied 14 points and grabbed 7 rebounds in win at Charleston Southern (1/19)... Dealt career-high 6 assists vs. Allen (1/2)... Had 18 points (4-10 threes) vs. The Citadel (12/18)... 10 points, 2 assists and 3 steals in 23 minutes vs. Central Penn (12/13)... 15-point, 7-rebound effort vs. Trinity Baptist (11/29)... Scored career-high 25 points (10-13 FG, 5-7 3FG) in Jamaica Classic win over Austin Peay (11/18)... Named to Jamaica Classic all-tournament team... Season-high 8 rebounds at Georgetown (11/24)...

2017-18: Big South All-Academic Team selection... Named to Big South Presidential Honor Roll for second-straight year... Started 33 games, missing only Senior Day start... Averaged 7.3 points and 4.4 rebounds... Scored in double figures 10 times... Knocked down game-winning 15-foot jumper with 0.9 seconds remaining in CBI quarterfinal win over New Orleans (3/19)... Matched career high with 19 points (5-10 threes) vs. Allen (12/22)... Career-high 19 points (6-7 FG, 5-6 3FG) with 3 assists in win over USC Upstate (11/26)... Had 12 points in win at Stetson (11/30)... 10 points, 11 rebounds (tied career high) and career-best 6 steals with 0 turnovers in 40 minutes at East Carolina (12/4)... **2016-17: Big South Conference Presidential Honor Roll member...** Averaged 7.2 points in 30.5 minutes over 37 games (31 starts)... Shot 40% from 3-point range... Scored in double figures 14 times... 10th among Big South leaders in steals (1.1)...

22

Career Highs

Points

25 vs. Austin Peay (11/18/18)

Rebounds

11 (2X) last at East Carolina (12/4/17)

Assists

6 vs. Allen (1/2/19)

Field Goals

10 vs. Austin Peay (11/18/18)

Field Goal Attempts

15 vs. Gardner-Webb (3/8/19)

Three-Point Field Goals

6 vs. Johnson & Wales (12/19/16)

Three-Point Attempts

10 (2X) last vs. The Citadel (12/18/18)

Free Throws

6 at The Citadel (12/4/16)

Free Throw Attempts

6 at The Citadel (12/4/16)

Steals

6 at East Carolina (12/4/17)

Blocked Shots

3 vs. Presbyterian (2/18/17)

Minutes Played

41 vs. Gardner-Webb (1/3/18)

CORY GENSLER's Career Stats

Year	GP	GS	Min	Avg	Total			3FG	3FGA	Pct	FT	FTA	Pct	Rebounds				PF	FO	Ast	TO	Blk	Stl	Pts	Avg
					FG	FGA	Pct							Off	Def	Tot	Avg								
2016-17	37	31	1130	30.5	95	210	.452	49	122	.402	26	36	.722	27	125	152	4.1	72	1	40	22	16	41	265	7.2
2017-18	34	33	1032	30.4	92	218	.422	48	127	.378	15	23	.652	22	127	149	4.4	84	2	53	26	10	31	247	7.3
2018-19	31	31	977	31.5	104	222	.468	51	142	.359	12	16	.750	24	104	128	4.1	59	1	51	21	10	27	271	8.7
TOTAL	102	95	3139	30.8	291	650	.448	148	391	.379	53	75	.707	73	356	429	4.2	215	4	144	69	36	99	783	7.7



Austin

BURNETTE

6-7, 230 / Sophomore-RS / Forward

Raleigh, N.C. / Broughton

(Hargrave Military Academy)

5

2018-19: Had season-ending knee surgery in February... On track to graduate this summer... Played in 1 game, vs. Trinity Baptist (11/29), and matched career high with 4 rebounds in 11 minutes...

2017-18: Did not appear in a game due to off-season injury...

2016-17: Came off the bench in 24 games... Had 4 points, 4 rebounds, 2 assists and 2 blocks in 26 minutes of OT win vs. Colgate (12/3)... Scored 5 points and grabbed 3 rebounds in win at VMI (11/26)... Had 5 points, 4 rebounds and 3 assists vs. Bridgewater (11/15)...

Prep/Personal: Averaged 12.8 points, 7.6 rebounds, 2.5 assists and shot 64 percent for the field to help lead Hargrave to 47-1 record and 2016 National Prep School Championship... No.-1 ranked prep school throughout 2015-16 and won 30-straight games... Two-time Cap-8 all-conference and academic all-conference performer at Broughton...

Career Highs

Points

5 (2X) last at VMI (11/26/16)

Rebounds

4 (3X) last vs. Trinity Baptist (11/29/18)

Assists

3 Bridgewater (11/15/16)

Field Goals

2 (2X) last at VMI (11/26/16)

Field Goal Attempts

6 vs. Colgate (12/3/16)

Three-Point Field Goals

1 (2X) last at VMI (11/26/16)

Three-Point Attempts

2 (3X) last vs. Colgate (12/3/16)

Free Throws

2 (3X) last vs. Presbyterian (2/28/17)

Free Throw Attempts

2 (4X) last vs. Presbyterian (2/28/17)

Steals

1 (2X) last at Morgan State (11/19/16)

Blocked Shots

2 vs. Colgate (12/3/16)

Minutes Played

26 vs. Colgate (12/3/16)

AUSTIN BURNETTE's Career Stats

Year	GP	GS	Min	Avg	Total			3FG	3FGA	Pct	FT	FTA	Pct	Rebounds				PF	FO	Ast	TO	Blk	Stl	Pts	Avg
					FG	FGA	Pct							Off	Def	Tot	Avg								
2016-17	24	0	165	6.9	9	29	.310	2	12	.167	6	8	.750	8	19	27	1.1	17	0	9	6	5	2	26	1.1
2017-18	DNP-INJ																								
2018-19	1	0	11	11.0	0	2	.000	0	1	.000	0	0	.000	0	4	4	4.0	0	0	1	0	0	0	0	0.0
TOTAL	25	0	176	7.0	9	31	.290	2	13	.154	6	8	.750	8	23	31	1.2	17	0	10	6	5	2	26	1.0





Noah

SAUNDERS

6-6, 195 / Junior / Guard
Pittsburgh, Pa. / Falcon (Colo.)
(Cuesta College)

4

2018-19: Has played in 14 games... Made 1st career start vs. Gardner-Webb (1/5)... Season-best 7 points and 6 rebounds vs. Allen (1/2)... Scored 5 points in 21 minutes in win over Central Penn (12/13)... 2 points, 2 rebounds and 1 steal in 16 minutes vs. Trinity Baptist (11/29)... Made CU debut in win over Austin Peay (11/18) when he grabbed 2 rebounds...

JUCO: Two-time Western State Conference first-team selection at Cuesta (Calif.) College... Finished his career ranked among school's all-time top-50 in points per game (15.1), rebounds (7.6), blocks (76) and field goal percentage (.515)... As a sophomore in 2017-18 led team in scoring (17.9), rebounds (8.0), blocks (51) and free throw percentage (.714) while averaging 2.0 assists and shooting 50.1 percent from the field... Contributed 12 points, 7 rebounds and 1.4 assists as a freshman in 2016-17 when he shot 53.2 percent from the floor and 70 percent from the line... **Prep/Personal:** As a senior at Falcon High School in Peyton, Colo., averaged 18.1 points, 11.1 rebounds, 2.6 steals while earning a place on the Colorado 4-A All-State Game roster... First-team all-conference selection... Played in 2015 Colorado 4A/5A All-Star Game... Has one sister, LeiLana... His grandfather, Raymond Saunders, played basketball at Penn State (1963-66)...

Career Highs

Points

7 vs. Allen (1/2/19)

Rebounds

6 vs. Allen (1/2/19)

Assists

1 vs. Allen (1/2/19)

Field Goals

2 (2X) last at UNC Asheville (1/16/19)

Field Goal Attempts

4 (4X) last at UNC Asheville (1/16/19)

Three-Point Field Goals

1 (3X) last at UNC Asheville (1/16/19)

Three-Point Attempts

3 (2X) last vs. Gardner-Webb (1/5/19)

Free Throws

4 vs. Allen (1/2/19)

Free Throw Attempts

4 (2X) last vs. Longwood (2/2/19)

Steals

2 vs. Allen (1/2/19)

Blocked Shots

1 (2X) last vs. Gardner-Webb (1/5/19)

Minutes Played

21 vs. Central Penn (12/13/18)

NOAH SAUNDERS' Career Stats

Year	GP	GS	Min	Avg	Total			3FG	3FGA	Pct	FT	FTA	Pct	Rebounds				PF	FO	Ast	TO	Blk	Stl	Pts	Avg
					FG	FGA	Pct							Off	Def	Tot	Avg								
2018-19	14	1	114	8.1	7	23	.304	3	17	.176	8	10	.800	3	16	19	1.4	16	0	1	4	2	3	25	1.8



Trey

SPENCER

6-4, 180 / Junior / Guard
Grenada, Miss. / Grenada
(Holmes CC)

0

2018-19: Has played in 29 games (7 starts), averaging 4.3 points and 1.0 assists... Has scored in double figures 4 times... Season-high 15 points (4-9 threes) vs. Austin Peay (12/21)... Grabbed season-best 7 rebounds and matched season hit 5 assists vs. The Citadel (12/18)... Tallied 11 points (3-5 threes) with 3 steals vs. Central Penn (12/13)... Made 1st CU start vs. Trinity Baptist and matched season high with 3 steals... Scored 11 points in win over Florida A&M at Jamaica Classic (11/16)... 5 assists vs. Austin Peay (11/18) in Jamaica... Had 3 steals vs. Austin Peay and at Georgetown (11/24)... Tallied 10 points vs. Coastal Carolina (11/9)...

JUCO: Two-time all-state first-team, all-region and MACJC all-tournament team selection at Holmes (Miss.) Community College... Ranked among the nation's top 100 junior college players in 2018... Averaged 13.9 points, 3.4 rebounds and 2.1 assists as a sophomore in 2017-18 when he was named to the MACJC All-Star Game... Contributed 13.7 points, 4.6 rebounds and 1.8 assists in freshman year at Holmes... **Prep/Personal:** Tre'Varis Ramero Spencer was an All-state selection as a senior at Grenada High School, where he averaged 23.4 points in 2015-16 and was chosen for the Mississippi-Alabama All-Star game...

Career Highs

Points

15 vs. Austin Peay (12/21/18)

Rebounds

7 vs. The Citadel (12/18/18)

Assists

5 (2X) last vs. The Citadel (12/18/18)

Field Goals

4 (4X) last vs. Austin Peay (12/21/18)

Field Goal Attempts

13 (2X) last vs. The Citadel (12/18/18)

Three-Point Field Goals

4 vs. Austin Peay (12/21/18)

Three-Point Attempts

10 vs. The Citadel (12/18/18)

Free Throws

3 vs. Austin Peay (12/21/18)

Free Throw Attempts

3 vs. Austin Peay (12/21/18)

Steals

3 (4X) last vs. Central Penn (12/13/18)

Blocked Shots

1 vs. Central Penn (12/13/18)

Minutes Played

34 vs. Florida A&M (11/16/18)

TREY SPENCER's Career Stats (at Campbell)

Year	GP	GS	Min	Avg	Total			3FG	3FGA	Pct	FT	FTA	Pct	Rebounds				PF	FO	Ast	TO	Blk	Stl	Pts	Avg
					FG	FGA	Pct							Off	Def	Tot	Avg								
2018-19	29	7	564	19.4	44	144	.306	29	104	.279	9	13	.692	16	35	51	1.8	39	1	29	25	1	24	126	4.3





Brooks

CLUXTON

6-8, 195 / Sophomore / Forward
Oviedo, Fla. / The Master's Academy

21

2018-19: Has played in 22 games off the bench, averaging 2.3 points, 2.1 rebounds and shooting 63% from the floor... Passed his total minutes played during his freshman year in 5th game this season... Had 8 points (4-5 FG) with season-high 9 rebounds vs. Allen (1/2)... Matched career high with 3 assists in win over Alabama State (12/22)... Had career highs of 3 assists and 4 blocks vs. Central Penn (12/13)... Scored career-high 9 points (3-3 FG, 3-3 FT) with 5 rebounds and 2 blocks in 18 minutes vs. Trinity Baptist (11/29)... Matched previous career high with 5 points in win over Florida A&M at Jamaica Classic (11/18)... 5 rebounds at Georgetown (11/24)...

2017-18: Named to Big South Conference Presidential Honor Roll... Played in 7 games, averaging 1.6 points and 3.1 rebounds... Had a block in collegiate debut at Penn State (11/10)... Season highs of 5 points and 10 rebounds in 19 minutes vs. Columbia International (11/13)... 2 blocks and 5 boards vs. Allen (12/22)... **Prep/Personal:** Named to the All-Central Florida third team, as well as the FACA all-district unit as a senior when he averaged 16.5 points, 11.2 rebounds and five blocks...

Career Highs

Points

9 vs. Trinity Baptist (11/29/18)

Rebounds

10 vs. Columbia International (11/13/17)

Assists

3 (2X) last vs. Alabama State (12/22/18)

Field Goals

4 vs. Allen (1/2/19)

Field Goal Attempts

5 (2X) last vs. Allen (1/2/19)

Three-Point Field Goals

0

Three-Point Attempts

0

Free Throws

3 (2X) last vs. Trinity Baptist (11/29/18)

Free Throw Attempts

5 vs. Columbia International (11/13/17)

Steals

2 vs. Columbia International (11/13/17)

Blocked Shots

4 vs. Central Penn (12/13/18)

Minutes Played

22 vs. Allen (1/2/19)

BROOKS CLUXTON's Career Stats

Year	GP	GS	Min	Avg	Total			3FG	3FGA	Pct	FT	FTA	Pct	Rebounds				PF	FO	Ast	TO	Blk	Stl	Pts	Avg
					FG	FGA	Pct							Off	Def	Tot	Avg								
2017-18	7	0	46	6.6	5	11	.455	0	0	.000	1	9	.111	6	16	22	3.1	5	0	1	2	5	2	11	1.6
2018-19	22	1	205	9.3	19	30	.633	0	0	.000	13	22	.591	19	28	47	2.1	22	0	13	12	10	2	51	2.3
TOTAL	29	1	251	8.7	24	41	.585	0	0	.000	14	31	.452	25	44	69	2.4	27	0	14	14	15	4	62	2.1



Ja'Cor (juh-CORE)

NELSON

6-3, 185 / Sophomore / Guard
Hopkins, S.C. / Lower Richland

2

2018-19: Has played in 31 games (25 starts)... Missed Hampton game in Big South tourney (illness)... Averaging 6.8 points, 3.5 rebounds, 2.3 assists and 1.4 steals (9th Big South)... Scored career-high points 3 times this year with 8 double-figure outings... Had 17 points (8-9 FG) + 4 assists in win at USC Upstate (2/27)... 11 points, 6 rebounds, 3 assists at Presbyterian (2/16)... Had 18 points - his most ever vs. a Big South opponent - on 6-7 FG, 6-9 FT with 5 assists in win over USC Upstate (2/9)... Pulled down career-best 9 rebounds and had 3 steals in win at Radford (1/30)... Hit career highs with 6 rebounds and 6 assists in win at Asheville (1/16)... Tallied 14 points with 3 steals in career-high 30 minutes at Miami (12/29)... Had 21 points (8-14 FG) with 5 boards, 4 assists and 3 steals in 24 minutes vs. Central Penn (12/13)... 12 points (4-7 FG, 4-6 FT) off the bench at Abilene Christian (12/4)... Hit career highs for assists (6), steals (5) and rebounds (5) in win over Trinity Baptist (11/29)... Previous career-high 10 points vs. Coastal Carolina (11/9)... Dealt 4 assists at Ohio (11/12)... Had 3 steals vs. Coastal (11/9) and Florida A&M (11/16)... Dished 3 assists at Georgetown (11/24)...

2017-18: Played in 28 games, averaging 1.9 points and 1.3 rebounds... Scored all of his season-high 8 points in the second half (4-of-4 dunks) while grabbing 2 steals in CBI quarterfinal win over New Orleans (3/19)... **Prep/Personal:** Led Lower Richland High School to 4-A state championship... Averaged 15 points, 6.3 rebounds, 2.3 assists and 2.6 steals and shot 62 percent from the floor as a senior... Named to South Carolina Basketball Coaches 4-A All-State team... Named 4-A state player of the year... North Carolina-South Carolina All-Star game participant...

Career Highs

Points

21 vs. Central Penn (12/13/18)

Rebounds

9 at Radford (1/30/19)

Assists

6 (2X) last at UNC Asheville (1/16/19)

Field Goals

8 (2X) last at USC Upstate (2/27/19)

Field Goal Attempts

14 vs. Central Penn (12/13/18)

Three-Point Field Goals

1 (7X) last at USC Upstate (2/27/19)

Three-Point Attempts

4 at Miami (12/29/18)

Free Throws

6 vs. USC Upstate (2/9/19)

Free Throw Attempts

9 vs. USC Upstate (2/9/19)

Steals

5 vs. Trinity Baptist (11/29/18)

Blocked Shots

1 (12X) last at USC Upstate (2/27/19)


Minutes Played

35 at Radford (1/30/19)

Ja'COR NELSON's Career Stats

Year	GP	GS	Min	Avg	Total			3FG	3FGA	Pct	FT	FTA	Pct	Rebounds				PF	FO	Ast	TO	Blk	Stl	Pts	Avg
					FG	FGA	Pct							Off	Def	Tot	Avg								
2017-18	28	0	243	8.7	21	49	.429	0	8	.000	10	22	.455	10	26	36	1.3	31	1	12	25	6	13	52	1.9
2018-19	31	25	757	24.4	84	178	.472	7	33	.212	37	76	.487	36	72	108	3.5	71	4	72	52	6	44	212	6.8
TOTAL	59	25	1000	16.9	105	227	.463	7	41	.171	47	98	.480	46	98	144	2.4	102	5	84	77	12	57	264	4.5





Jordan

WHITFIELD

**6-1, 175 / Sophomore / Guard
Raleigh, N.C. / Millbrook**

11

2018-19: Has played in 28 games... Missed 4 with injury... Averaging 4.8 points and 2.1 assists... 2.3 assist-turnover ratio... Has scored in double figures 6 times... Dealt 5 assists (one shy of career high) vs. Gardner-Webb in Big South semis (3/8)... Made 1st start of season vs. Hampton in Big South quarterfinals (3/7) and matched career high with 13 points while dealing 4 assists... His 2 FTs with 4.6 seconds remaining and last minute strip provided difference in 64-62 win over Radford (3/2)... Career-high 3 steals in win at Radford (1/30)... Had 10 points and 3 assists in 31 minutes at Hampton (1/26)... Dealt career-high 6 assists with 0 turnovers in 24 minutes of win over Presbyterian (1/24)... Had 10 points (2-3 threes) vs. Winthrop (1/10)... Scored career-high 13 points (3-4 3FG, 4-4 FT) with 3 assists in win over Gardner-Webb (1/5)... Had 11 points and career-high 6 rebounds and 4 assists vs. Allen (1/2)... Matched previous career best with 12 points (5-6 FG) vs. Austin Peay (12/21)... Scored 7 points at Ohio (11/12)... Matched career high with 4 assists in OT win over UNCW (11/6)...

2017-18: Played in 29 games with 3 starts, averaging 3.1 points and 1.4 assists... Pulled down season-high 5 rebounds at Radford (2/15)... Named Big South freshman of the week Feb. 12... 11 points and tied career high with 4 assists in win over Longwood (2/10)... Came off the bench to score career-high 12 points (4-6 threes) in 23 minutes of win at Gardner-Webb (2/7)... Season-best 4 assists vs. CIU and at Stetson (11/30)... **Prep/Personal:** Two-year Cap-8 All-Conference member, averaging 15.4 points, 3.0 rebounds, 4.3 assists and 1.4 steals per game as a senior at Millbrook... Younger brother of Shane Whitfield, who played at CU from 2015-18... Played three seasons at Word of God Christian Academy, where he teamed with his older brother to lead the Holy Rams to win the prestigious 2012 HighSchoolOT.com Holiday Invitational.

Career Highs

Points

13 vs. Gardner-Webb (1/5/19)
13 vs. Hampton (3/7/19)

Rebounds

6 vs. Allen (1/2/19)

Assists

6 vs. Presbyterian (1/24/19)

Field Goals

5 (2X) last vs. Hampton (3/7/19)

Field Goal Attempts

10 vs. Hampton (3/7/19)

Three-Point Field Goals

4 at Gardner-Webb (2/7/18)

Three-Point Attempts

7 vs. Alabama State (12/22/18)

Free Throws

4 vs. Gardner-Webb (1/5/19)

Free Throw Attempts

4 vs. Gardner-Webb (1/5/19)

Steals

3 at Radford (1/30/19)

Blocked Shots

1 (2X) last at Longwood (2/23/19)

Minutes Played

34 vs. Hampton (3/7/19)

JORDAN WHITFIELD's Career Stats

Year	GP	GS	Min	Avg	Total			3FG	3FGA	Pct	FT	FTA	Pct	Rebounds				PF	FO	Ast	TO	Blk	Stl	Pts	Avg
					FG	FGA	Pct							Off	Def	Tot	Avg								
2017-18	29	3	492	17.0	33	79	.418	15	44	.341	9	11	.818	12	37	49	1.7	45	0	39	27	1	12	90	3.1
2018-19	28	1	613	21.9	49	114	.430	21	63	.333	16	20	.800	10	46	56	2.0	40	1	58	25	1	17	135	4.8
TOTAL	57	4	1105	19.4	82	193	.425	36	107	.336	25	31	.806	22	83	105	1.8	85	1	97	52	2	29	225	3.9



Isaac

CHATMAN

**6-6, 185 / Freshman / Forward
Jasper, Ala. / Cordova**

24

2018-19: Has played in 31 games (29 starts).. Averaging 7.1 points and 4.2 rebounds in 27 minutes... Has scored in double figures 5 times... Leads team with 40 charges taken... Career highs of 18 points (7-10 FG, 3-3 threes), 9 rebounds and 2 blocks in Big South semifinal vs. Gardner-Webb (3/8)... Had 9 points and 7 rebounds at Presbyterian (2/16)... Scored 8 points and drew 3 charges in win over Hampton (2/13)... Season-high 3 assists at High Point (2/7)... Had 8 points and tied season high with 9 rebounds at Hampton (1/26)... Came off bench to score 8 points and draw 2 charges in win over Gardner-Webb (1/5)... Named Big South freshman of the week Nov. 12... Pulled down season-high 9 rebounds vs. Austin Peay (12/21)... Season-high 16 points vs. Coastal Carolina (11/9) and at Ohio (11/12)... Season-best 7 rebounds vs. Florida A&M (11/16)... Scored 14 points at Georgetown (11/24)... Went 3-of-3 from 3-point range in win over Austin Peay at Jamaica (11/18)... 12 points, 6 boards in CU debut, OT win over UNCW (11/6)...

Prep/Personal: 4-time first-team 4-A all-state selection... Voted state player of the year as a senior and runner-up three times... Led Cordova to 2018 state championship and four state Final Four appearances in five varsity seasons... Scored 2485 points in his career, eighth all-time in Alabama high school history (and one spot ahead of former NBA star Gerald Wallace)... Had 1532 career rebounds, third all-time in Alabama prep history... MVP of 2018 Alabama 4-A Final Four... State player of the year... Selected for Alabama-Mississippi All-Star Game... Averaged 22 points, 13 rebounds and 2.3 blocks as a senior...

Career Highs

Points

18 vs. Gardner-Webb (3/8/19)

Rebounds

9 (3X) last vs. Gardner-Webb (3/8/19)

Assists

3 at High Point (2/7/19)

Field Goals

7 vs. Gardner-Webb (3/8/19)

Field Goal Attempts

12 at Georgetown (11/24/18)

Three-Point Field Goals

3 (3X) last vs. Gardner-Webb (3/8/19)

Three-Point Attempts

5 (3X) last at Georgetown (11/24/18)

Free Throws

4 vs. Austin Peay (12/21/18)

Free Throw Attempts

8 vs. Coastal Carolina (11/9/18)

Steals

2 (4X) last at UNC Asheville (1/16/19)

Blocked Shots

2 (2X) last vs. Gardner-Webb (3/8/19)

Minutes Played

41 vs. UNCW (11/6/18)

ISAAC CHATMAN's Career Stats

Year	GP	GS	Min	Avg	Total			3FG	3FGA	Pct	FT	FTA	Pct	Rebounds				PF	FO	Ast	TO	Blk	Stl	Pts	Avg
					FG	FGA	Pct							Off	Def	Tot	Avg								
2018-19	31	29	848	27.4	80	158	.506	25	66	.379	35	60	.583	27	103	130	4.2	90	2	28	26	15	19	220	7.1





LaDarius

KNIGHT

6-5, 190 / Freshman / Guard-Forward

Ashford, Ala. / Ashford

15

2018-19: Has not seen game action this season... Red-shirt candidate...

Prep/Personal: 3-time 4-A all-state choice (twice first-team)... Class 4-A player of the year finalist... Chosen for Alabama-Mississippi All-Star Game... Scored 24.7 points per game with 8.6 rebounds, 3.7 blocks, 3.6 assists and 1.9 steals as a senior... More than 25 career triple-doubles... Finished with 2519 career points, 7th all-time in Alabama prep history...

Career Highs

Points
0
Rebounds
0
Assists
0
Field Goals
0
Field Goal Attempts
0
Three-Point Field Goals
0
Three-Point Attempts
0
Free Throws
0
Free Throw Attempts
0
Steals
0
Blocked Shots
0
Minutes Played
0

LaDARIUS KNIGHT's Career Stats

Year	GP	GS	Min	Avg	Total			3FG	3FGA	Pct	FT	FTA	Pct	Rebounds				PF	FO	Ast	TO	Blk	Stl	Pts	Avg
					FG	FGA	Pct							Off	Def	Tot	Avg								
2018-19	0																								



Milos (ME-lowsh)

STAJCIC (STAH-chitch)

6-10, 228 / Freshman / Forward-Center

Belgrade, Serbia / Freedom Christian

10

2018-19: Has come off the bench in 12 games... Missed 8 due to injury... Hit career high with 5 points in win at Longwood (2/23)... Dealt 2 assists vs. Longwood (2/2)... Had 5 points and 2 rebounds in 16 minutes vs. Allen (1/2)... Scored first career points vs. Coastal Carolina (11/9)...

Prep/Personal: 2018 N.C. Independent Schools East-West All-Star game... Averaged 13 points, 8 rebounds and 3 assists per game at Freedom Christian Academy in Fayetteville, N.C.... Named to all-conference and all-state teams... Ranked among North Carolina's top-25 players in the class of 2018 by Phenom Hoop Report... Ranked as No.-15 prospect for 2018 according to Eurocommits...

Career Highs

Points
5 (2X) last at Longwood (2/23/19)
Rebounds
2 vs. Allen (1/2/19)
Assists
2 vs. Longwood (2/2/19)
Field Goals
2 (2X) last at Longwood (2/23/19)
Field Goal Attempts
6 vs. Allen (1/2/19)
Three-Point Field Goals
1 (2X) last at Longwood (2/23/19)
Three-Point Attempts
4 vs. Allen (1/2/19)
Free Throws
2 vs. Coastal Carolina (11/9/18)
Free Throw Attempts
4 vs. Coastal Carolina (11/9/18)
Steals
1 (2X) last at High Point (2/7/19)
Blocked Shots
0
Minutes Played
16 vs. Allen (1/2/19)

MILOS STAJCIC's Career Stats

Year	GP	GS	Min	Avg	Total			3FG	3FGA	Pct	FT	FTA	Pct	Rebounds				PF	FO	Ast	TO	Blk	Stl	Pts	Avg
					FG	FGA	Pct							Off	Def	Tot	Avg								
2018-19	12	0	60	5.0	5	14	.357	2	7	.286	2	6	.333	3	3	6	0.5	16	0	2	6	0	2	14	1.2



**Ricky****CLEMONS****1****6-2, 180 / Freshman / Guard****Rolesville, N.C. / Rolesville****2018-19:** Has played in 3 games... Averaging 2.7 points and 1.0 assists... Season high 5 points in CU debut vs. Trinity Baptist (11/29)...**Prep/Personal:** Invited walk-on... Ricky Jamel Clemons averaged 21 points, 6 rebounds and 3 assists per game as a senior at Rolesville High School, where he was a four-time all-conference, two-time all-district and also chosen all-metro as senior... Earned a place on the HighSchoolOT

Invitational all-tournament team as a junior... Averaged 20 points and 5 rebounds in junior campaign... Born Jan. 13, 2000... Son of Ricky and Chris Clemons... Has one sibling, Christian... Plans a physical education major...

Career Highs**Points**

5 vs. Trinity Baptist (11/29/18)

Rebounds

2 vs. Central Penn (12/13/18)

Assists

1 (3X) last vs. Allen (1/2/19)

Field Goals

2 vs. Trinity Baptist (11/29/18)

Field Goal Attempts

2 (3X) last vs. Allen (1/2/19)

Three-Point Field Goals

1 vs. Trinity Baptist (11/29/18)

Three-Point Attempts

1 vs. Trinity Baptist (11/29/18)

Free Throws

1 vs. Allen (1/2/19)

Free Throw Attempts

2 vs. Allen (1/2/19)

Steals

0

Blocked Shots

0

Minutes Played

8 vs. Allen (1/2/19)

RICKY CLEMONS' Career Stats

Year	GP	GS	Min	Avg	Total			3FG	3FGA	Pct	FT	FTA	Pct	Rebounds				PF	FO	Ast	TO	Blk	Stl	Pts	Avg
					FG	FGA	Pct							Off	Def	Tot	Avg								
2018-19	3	0	22	7.3	3	6	.500	1	1	1.000	1	2	.500	1	2	3	1.0	0	0	3	1	0	0	8	2.7

**Billy****PHENICIE****13****6-3, 185 / Sophomore / Guard****The Woodlands, Texas / The Woodlands****2018-19:** Has played in 2 games... Averaging 1.5 points... Scored 3 points (3-3 FT) in CU debut vs. Central Penn (12/13)...**Prep/Personal:** Earned a roster spot as a walk-on... William Nelson Phenicie averaged 18 points as a junior at The Woodlands High School... Also played for Houston Hoop Stars AAU team... Born April 14, 1998... Son of Bill and Connie Phenicie... Trust & Wealth Management major...**Career Highs****Points**

3 vs. Central Penn (12/13/18)

Rebounds

0

Assists

0

Field Goals

0

Field Goal Attempts

0

Three-Point Field Goals

0

Three-Point Attempts

0

Free Throws

3 vs. Central Penn (12/13/18)

Free Throw Attempts

3 vs. Central Penn (12/13/18)

Steals

0

Blocked Shots

0

Minutes Played

2 vs. Central Penn (12/13/18)

BILLY PHENICIE's Career Stats

Year	GP	GS	Min	Avg	Total			3FG	3FGA	Pct	FT	FTA	Pct	Rebounds				PF	FO	Ast	TO	Blk	Stl	Pts	Avg
					FG	FGA	Pct							Off	Def	Tot	Avg								
2018-19	2	0	3	1.5	0	0	.000	0	0	.000	3	3	1.000	0	0	0	0.0	1	0	0	0	0	0	3	1.5

**Dan****GROSS****20****6-2, 160 / Freshman / Guard****Thomasville, N.C. / Calvary Day****2018-19:** Has played in 3 games... Had 2 points and 2 rebounds vs. Allen (1/2)... Made CU debut vs. Trinity Baptist (11/29) and also played vs. Central Penn (12/13)...**Prep/Personal:** Invited walk-on... Daniel Argyle Gross averaged 12.3 points and 5.9 rebounds per game as a senior at Calvary Day School... All-Conference member... Earned a place in the AFM National High School Slam Dunk Contest in San Antonio... Averaged 9 points per game as a junior

at Ledford High School... Born July 17, 1999... Son of William Gross and Dana Hussey... Has one sister, Tally... Undecided major...

Career Highs**Points**

2 vs. Allen (1/2/19)

Rebounds

2 vs. Allen (1/2/19)

Assists

1 vs. Central Penn (12/13/18)

Field Goals

1 vs. Allen (1/2/19)

Field Goal Attempts

2 vs. Allen (1/2/19)

Three-Point Field Goals

0

Three-Point Attempts

1 (2X) last vs. Allen (1/2/19)

Free Throws

0

Free Throw Attempts

0

Steals

0

Blocked Shots

0

Minutes Played

2 (2X) last vs. Central Penn (12/13/18)

DAN GROSS' Career Stats

Year	GP	GS	Min	Avg	Total			3FG	3FGA	Pct	FT	FTA	Pct	Rebounds				PF	FO	Ast	TO	Blk	Stl	Pts	Avg
					FG	FGA	Pct							Off	Def	Tot	Avg								
2018-19	3	0	5	1.7	1	4	.250	0	2	.000	0	0	.000	0	2	2	0.7	0	0	1	0	0	0	2	0.7



2019 NATIONAL INVITATION TOURNAMENT



Campbell Men's Basketball
Campbell Team Game-by-Game Comparison (as of Mar 11, 2019)
All games

Opponent	1st	2nd	Score	Mar	Total FG	FG Pct	3-Pointers	3FG Pct	Free Throws	FT Pct	Rebounds	Assist	T/Over	Block	Steal	Fouls
UNCW	40/39	42/43	97-93	+4	33-72/29-63	.458/.460	13-33/15-29	.394/.517	18-24/20-27	.750/.741	34/44 (10)	21/18	7/18	3/2	11/3	17/20
COASTAL CAROLINA	35/38	40/47	75-85	(10)	24-54/27-46	.444/.587	6-28/6-16	.214/.375	21-35/25-34	.600/.735	28/33 (5)	13/14	11/16	3/0	8/5	22/24
Ohio	41/35	32/46	73-81	(8)	24-55/26-53	.436/.491	10-29/7-18	.345/.389	15-23/22-33	.652/.667	32/40 (8)	13/17	12/12	1/6	8/5	24/15
Florida A&M	25/34	41/25	66-59	+7	24-51/20-54	.471/.370	7-22/13-21	.318/.619	11-22/6-12	.500/.500	30/39 (9)	14/15	11/19	4/0	8/6	15/23
Austin Peay	41/37	37/35	78-72	+6	28-55/29-57	.509/.509	12-24/6-21	.500/.286	10-15/8-8	.667/1000	25/32 (7)	17/13	15/18	1/6	8/9	12/15
Georgetown	33/47	52/46	85-93	(8)	32-66/33-67	.485/.493	15-40/7-22	.375/.318	6-12/20-24	.500/.833	32/41 (9)	16/22	11/8	2/1	8/5	21/14
TRINITY BAPTIST	38/15	41/14	79-29	+50	29-61/12-52	.475/.231	10-27/3-24	.370/.125	11-11/2-3	1000/.667	44/29 +15	18/5	9/19	3/3	13/4	8/14
Abilene Christian	28/36	40/47	68-83	(15)	22-45/27-48	.489/.563	3-14/7-14	.214/.500	21-28/22-26	.750/.846	30/21 +9	6/11	22/11	2/0	4/14	19/23
CENTRAL PENN	50/25	50/28	100-53	+47	36-60/18-55	.600/.327	11-24/5-20	.458/.250	17-24/12-18	.708/.667	40/30 +10	23/13	13/21	8/2	12/8	16/20
THE CITADEL	30/33	46/49	76-82	(6)	28-67/26-56	.418/.464	12-40/7-30	.300/.233	8-11/23-31	.727/.742	31/45 (14)	16/14	11/15	3/1	6/7	24/14
Austin Peay	23/38	52/50	75-88	(13)	25-56/31-62	.446/.500	9-26/7-20	.346/.350	16-24/19-28	.667/.679	34/40 (6)	9/12	17/12	5/2	6/9	26/23
Alabama State	33/30	37/39	70-69	+1	28-61/26-48	.459/.542	12-37/9-25	.324/.360	2-7/8-13	.286/.615	25/34 (9)	15/8	7/17	1/2	9/2	13/11
Miami (FL)	26/37	36/36	62-73	(11)	23-64/24-44	.359/.545	6-32/12-24	.188/.500	10-13/13-21	.769/.619	31/33 (2)	13/13	13/18	0/4	12/8	19/13
ALLEN	48/25	47/23	95-48	+47	34-64/20-74	.531/.270	11-29/3-23	.379/.130	16-19/5-10	.842/.500	56/32 +24	23/12	16/12	6/2	10/10	12/17
GARDNER-WEBB	25/32	47/29	72-61	+11	26-63/21-53	.413/.396	10-33/6-26	.303/.231	10-13/13-18	.769/.722	34/40 (6)	16/9	6/14	2/3	2/4	16/19
WINTHROP	47/46	39/44	86-90	(4)	29-62/35-63	.468/.556	9-28/12-31	.321/.387	19-19/8-13	1000/.615	30/34 (4)	17/11	7/10	2/3	3/3	13/18
UNC Asheville	33/22	37/31	70-53	+17	25-65/21-45	.385/.467	11-25/5-15	.440/.333	9-12/6-10	.750/.600	34/33 +1	21/8	7/20	3/3	6/4	12/16
Charleston Southern	37/43	36/29	73-72	+1	26-53/26-61	.491/.426	9-24/12-30	.375/.400	12-16/8-9	.750/.889	28/38 (10)	11/15	11/12	3/2	5/7	11/18
PRESBYTERIAN	37/37	40/36	77-73	+4	30-58/24-53	.517/.453	9-24/12-27	.375/.444	8-11/13-17	.727/.765	30/30 -	17/17	4/8	2/0	4/2	13/11
Hampton	21/30	37/34	58-64	(6)	21-68/20-57	.309/.351	9-35/6-26	.257/.231	7-13/18-23	.538/.783	44/46 (2)	14/12	10/11	3/5	4/6	18/16
Radford	24/27	44/40	68-67	+1	21-55/26-56	.382/.464	14-32/6-20	.438/.300	12-15/9-15	.800/.600	34/37 (3)	12/15	11/12	5/0	7/5	17/16
LONGWOOD	39/20	44/42	83-62	+21	24-50/20-39	.480/.513	17-33/8-21	.515/.381	18-20/14-20	.900/.700	20/26 (6)	18/10	11/21	0/1	4/6	18/25
High Point	30/21	26/36	56-57	(1)	19-52/19-46	.365/.413	4-26/7-20	.154/.350	14-16/12-14	.875/.857	26/35 (9)	11/11	8/14	4/0	10/4	11/13
USC UPSTATE	46/29	36/37	82-66	+16	26-44/21-49	.591/.429	8-20/5-18	.400/.278	22-27/19-25	.815/.760	27/27 -	14/9	11/15	1/0	7/3	21/21
HAMPTON	42/39	45/45	87-84	+3	27-53/28-65	.509/.431	10-23/12-33	.435/.364	23-28/16-19	.821/.842	30/37 (7)	16/15	7/9	4/2	2/5	16/22
Presbyterian	25/34	46/42	71-76	(5)	23-58/25-54	.397/.463	6-21/10-21	.286/.476	19-20/16-22	.950/.727	33/32 +1	9/17	11/10	4/2	5/6	14/16
HIGH POINT	25/26	36/22	61-48	+13	23-59/17-50	.390/.340	6-30/4-17	.200/.235	9-11/10-14	.818/.714	31/42 (11)	13/9	4/16	7/1	9/2	12/14
Longwood	38/28	36/44	74-72	+2	23-45/25-54	.511/.463	11-24/8-25	.458/.320	17-19/14-17	.895/.824	24/30 (6)	8/10	15/13	5/0	7/10	15/17
USC Upstate	41/27	44/46	85-73	+12	32-57/22-54	.561/.407	8-27/10-24	.296/.417	13-18/19-27	.722/.704	32/33 (1)	15/12	10/12	5/1	5/7	18/20
RADFORD	28/34	36/28	64-62	+2	20-46/23-56	.435/.411	7-23/5-20	.304/.250	17-18/11-13	.944/.846	25/37 (12)	8/12	6/8	6/4	5/3	10/17
HAMPTON	43/37	43/40	86-77	+9	26-61/26-58	.426/.448	10-29/8-22	.345/.364	24-27/17-18	.889/.944	36/31 +5	13/11	5/6	3/3	0/2	14/19
GARDNER-WEBB	40/38	34/41	74-79	(5)	29-63/28-47	.460/.596	12-30/9-15	.400/.600	4-8/14-18	.500/.778	32/26 +6	19/11	6/7	2/3	1/4	14/13

Note: Game totals are displayed in the format TEAM/OPPONENT for each category

Campbell Men's Basketball
Campbell Individual Game-by-Game (as of Mar 11, 2019)
All games

#00 SPENCER, Trey

Opponent	Date	gs	min	Total		3-Pointers		Free throws		Rebounds				pf	a	t/o	blk	stl	pts	avg
				fg-fga	pct	3fg-fga	pct	ft-fta	pct	off	def	tot	avg							
UNCW	11/06/18		18	1-4	.250	0-1	.000	0-0	.000	0	0	0	0.0	2	2	0	0	1	2	2.0
COASTAL CAROLINA	11/09/18		23	4-13	.308	2-9	.222	0-0	.000	0	3	3	1.5	1	2	2	0	1	10	6.0
at Ohio	11/12/18		22	1-3	.333	1-3	.333	0-1	.000	2	2	4	2.3	1	0	1	0	2	3	5.0
vs Florida A&M	11/16/18		34	4-9	.444	2-7	.286	1-2	.500	1	3	4	2.8	2	0	2	0	2	11	6.5
vs Austin Peay	11/18/18		31	1-6	.167	1-3	.333	1-2	.500	0	1	1	2.4	2	5	3	0	3	4	6.0
at Georgetown	11/24/18		29	3-7	.429	3-6	.500	0-0	.000	0	1	1	2.2	2	3	1	0	3	9	6.5
TRINITY BAPTIST	11/29/18	*	22	2-6	.333	2-5	.400	0-0	.000	1	3	4	2.4	1	0	2	0	3	6	6.4
at Abilene Christian	12/04/18	*	23	1-4	.250	0-2	.000	0-0	.000	0	1	1	2.3	1	0	3	0	0	2	5.9
CENTRAL PENN	12/13/18	*	23	4-6	.667	3-5	.600	0-0	.000	0	3	3	2.3	1	1	2	1	3	11	6.4
THE CITADEL	12/18/18	*	33	3-13	.231	1-10	.100	0-0	.000	3	4	7	2.8	5	5	1	0	1	7	6.5
vs Austin Peay	12/21/18	*	31	4-11	.364	4-9	.444	3-3	1.000	0	2	2	2.7	4	1	1	0	0	15	7.3
vs Alabama State	12/22/18	*	29	3-6	.500	2-5	.400	0-0	.000	2	1	3	2.8	2	0	2	0	1	8	7.3
at Miami (FL)	12/29/18	*	33	2-7	.286	2-7	.286	0-0	.000	1	0	1	2.6	4	1	2	0	2	6	7.2
at UNC Asheville	01/16/19		22	3-9	.333	2-5	.400	0-0	.000	1	0	1	2.5	1	3	0	0	0	8	7.3
at Charleston Southern	01/19/19		18	0-4	.000	0-4	.000	0-0	.000	0	1	1	2.4	2	2	1	0	0	0	6.8
PRESBYTERIAN	01/24/19		23	1-6	.167	1-5	.200	0-0	.000	0	2	2	2.4	2	0	0	0	0	3	6.6
at Hampton	01/26/19		14	0-3	.000	0-1	.000	0-0	.000	1	0	1	2.3	1	1	0	0	1	0	6.2
at Radford	01/30/19		9	0-2	.000	0-2	.000	0-0	.000	1	0	1	2.2	0	0	0	0	0	0	5.8
LONGWOOD	02/02/19		19	2-4	.500	1-2	.500	1-2	.500	1	0	1	2.2	0	0	0	0	0	6	5.8
at High Point	02/07/19		6	0-2	.000	0-2	.000	0-0	.000	0	0	0	2.1	0	0	0	0	0	0	5.6
USC UPSTATE	02/09/19		23	3-4	.750	1-2	.500	0-0	.000	0	4	4	2.1	1	0	1	0	0	7	5.6
HAMPTON	02/13/19		10	0-1	.000	0-1	.000	0-0	.000	0	1	1	2.1	1	0	0	0	0	0	5.4
at Presbyterian	02/16/19		10	1-1	1.000	0-0	.000	1-1	1.000	1	0	1	2.0	1	0	0	0	1	3	5.3
HIGH POINT	02/21/19		4	0-2	.000	0-2	.000	0-0	.000	0	1	1	2.0	0	0	0	0	0	0	5.0
at Longwood	02/23/19		15	0-2	.000	0-1	.000	0-0	.000	0	2	2	2.0	0	1	0	0	0	0	4.8
at USC Upstate	02/27/19		9	0-2	.000	0-1	.000	2-2	1.000	0	0	0	1.9	1	0	0	0	0	2	4.7
RADFORD	03/02/19		9	0-0	.000	0-0	.000	0-0	.000	0	0	0	1.9	0	0	0	0	0	0	4.6
HAMPTON	03/07/19		20	1-7	.143	1-4	.250	0-0	.000	1	0	1	1.8	1	2	1	0	0	3	4.5
GARDNER-WEBB	03/08/19		2	0-0	.000	0-0	.000	0-0	.000	0	0	0	1.8	0	0	0	0	0	0	4.3
Totals		7	564	44-144	.306	29-104	.279	9-13	.692	16	35	51	1.8	39	29	25	1	24	126	4.3

Games played: 29
Minutes/game: 19.4
Points/game: 4.3
FG Pct: 30.6
3FG Pct: 27.9
FT Pct: 69.2

Rebounds/game: 1.8
Assists/game: 1.0
Turnovers/game: 0.9
Assist/turnover ratio: 1.2
Steals/game: 0.8
Blocks/game: 0.0

Campbell Men's Basketball
Campbell Individual Game-by-Game (as of Mar 11, 2019)
All games

#01 CLEMONS, Ricky

Opponent	Date	gs	min	Total		3-Pointers		Free throws		Rebounds				pf	a	t/o	blk	stl	pts	avg
				fg-fga	pct	3fg-fga	pct	ft-fa	pct	off	def	tot	avg							
TRINITY BAPTIST	11/29/18		7	2-2	1.000	1-1	1.000	0-0	.000	0	0	0	0.0	0	1	1	0	0	5	5.0
CENTRAL PENN	12/13/18		7	1-2	.500	0-0	.000	0-0	.000	1	1	2	1.0	0	1	0	0	0	2	3.5
ALLEN	01/02/19		8	0-2	.000	0-0	.000	1-2	.500	0	1	1	1.0	0	1	0	0	0	1	2.7
Totals		0	22	3-6	.500	1-1	1.000	1-2	.500	1	2	3	1.0	0	3	1	0	0	8	2.7

Games played: 3
Minutes/game: 7.3
Points/game: 2.7
FG Pct: 50.0
3FG Pct: 100.0
FT Pct: 50.0

Rebounds/game: 1.0
Assists/game: 1.0
Turnovers/game: 0.3
Assist/turnover ratio: 3.0

#02 NELSON, Ja'Cor

Opponent	Date	gs	min	Total		3-Pointers		Free throws		Rebounds				pf	a	t/o	blk	stl	pts	avg
				fg-fga	pct	3fg-fga	pct	ft-fa	pct	off	def	tot	avg							
UNCW	11/06/18	*	21	1-9	.111	0-1	.000	1-2	.500	2	0	2	2.0	2	2	0	0	1	3	3.0
COASTAL CAROLINA	11/09/18	*	21	5-6	.833	0-1	.000	0-4	.000	2	2	4	3.0	5	0	2	1	3	10	6.5
at Ohio	11/12/18	*	23	1-6	.167	0-3	.000	0-1	.000	0	2	2	2.7	3	4	2	0	1	2	5.0
vs Florida A&M	11/16/18	*	14	1-3	.333	1-1	1.000	0-4	.000	0	0	0	2.0	3	0	1	0	3	3	4.5
vs Austin Peay	11/18/18	*	13	0-3	.000	0-2	.000	0-2	.000	1	1	2	2.0	1	1	0	1	0	0	3.6
at Georgetown	11/24/18	*	19	2-2	1.000	0-0	.000	0-2	.000	0	2	2	2.0	3	3	1	0	0	4	3.7
TRINITY BAPTIST	11/29/18		24	2-7	.286	0-1	.000	0-0	.000	1	4	5	2.4	1	6	1	0	5	4	3.7
at Abilene Christian	12/04/18		23	4-7	.571	0-1	.000	4-6	.667	1	2	3	2.5	3	1	4	0	2	12	4.8
CENTRAL PENN	12/13/18		24	8-14	.571	1-2	.500	4-8	.500	2	3	5	2.8	1	4	3	0	3	21	6.6
THE CITADEL	12/18/18		20	3-4	.750	1-1	1.000	1-3	.333	0	2	2	2.7	5	3	3	1	0	8	6.7
vs Austin Peay	12/21/18		22	2-4	.500	1-1	1.000	1-3	.333	1	2	3	2.7	5	0	2	1	2	6	6.6
vs Alabama State	12/22/18	*	30	2-9	.222	0-3	.000	0-2	.000	2	3	5	2.9	2	3	1	0	1	4	6.4
at Miami (FL)	12/29/18		30	6-13	.462	1-4	.250	1-2	.500	2	2	4	3.0	3	2	1	0	3	14	7.0
ALLEN	01/02/19	*	27	4-6	.667	0-0	.000	3-3	1.000	0	2	2	2.9	1	3	3	0	2	11	7.3
GARDNER-WEBB	01/05/19	*	27	2-4	.500	0-1	.000	2-2	1.000	1	4	5	3.1	2	2	1	0	1	6	7.2
WINTHROP	01/10/19	*	18	1-3	.333	0-2	.000	3-3	1.000	1	0	1	2.9	2	2	1	0	0	5	7.1
at UNC Asheville	01/16/19	*	28	1-5	.200	0-0	.000	0-0	.000	4	2	6	3.1	1	6	1	0	1	2	6.8
at Charleston Southern	01/19/19	*	13	3-4	.750	0-0	.000	1-2	.500	0	2	2	3.1	1	0	3	0	0	7	6.8
PRESBYTERIAN	01/24/19	*	18	2-5	.400	0-1	.000	0-0	.000	1	2	3	3.1	0	0	1	0	2	4	6.6
at Hampton	01/26/19	*	18	3-8	.375	1-1	1.000	1-2	.500	1	0	1	3.0	1	1	2	0	2	8	6.7
at Radford	01/30/19	*	35	2-3	.667	0-0	.000	1-2	.500	1	8	9	3.2	1	3	3	0	3	5	6.6
LONGWOOD	02/02/19	*	26	1-5	.200	0-0	.000	2-2	1.000	1	4	5	3.3	3	2	0	0	2	4	6.5
at High Point	02/07/19	*	17	2-6	.333	0-1	.000	0-0	.000	2	2	4	3.3	2	1	0	0	1	4	6.4
USC UPSTATE	02/09/19	*	32	6-7	.857	0-1	.000	6-9	.667	0	3	3	3.3	2	5	2	0	1	18	6.9
HAMPTON	02/13/19	*	28	2-4	.500	0-0	.000	1-2	.500	0	4	4	3.4	2	3	0	0	0	5	6.8
at Presbyterian	02/16/19	*	30	5-9	.556	0-0	.000	1-1	1.000	5	1	6	3.5	3	3	3	0	0	11	7.0
HIGH POINT	02/21/19	*	35	1-4	.250	0-2	.000	4-6	.667	0	3	3	3.4	3	4	1	1	2	6	6.9
at Longwood	02/23/19	*	31	1-3	.333	0-1	.000	0-0	.000	1	4	5	3.5	5	1	5	0	3	2	6.8
at USC Upstate	02/27/19	*	31	8-9	.889	1-1	1.000	0-2	.000	3	1	4	3.5	2	4	1	1	0	17	7.1
RADFORD	03/02/19	*	31	2-3	.667	0-0	.000	0-0	.000	0	3	3	3.5	1	1	2	0	0	4	7.0
GARDNER-WEBB	03/08/19	*	28	1-3	.333	0-1	.000	0-1	.000	1	2	3	3.5	2	2	2	0	0	2	6.8
Totals		25	757	84-178	.472	7-33	.212	37-76	.487	36	72	108	3.5	71	72	52	6	44	212	6.8

Games played: 31
Minutes/game: 24.4
Points/game: 6.8
FG Pct: 47.2
3FG Pct: 21.2
FT Pct: 48.7

Rebounds/game: 3.5
Assists/game: 2.3
Turnovers/game: 1.7
Assist/turnover ratio: 1.4
Steals/game: 1.4
Blocks/game: 0.2

Campbell Men's Basketball
Campbell Individual Game-by-Game (as of Mar 11, 2019)
All games

#03 CLEMONS, Chris

Opponent	Date	gs	min	Total		3-Pointers		Free throws		Rebounds				pf	a	t/o	blk	stl	pts	avg	
				fg-fga	pct	3fg-fga	pct	ft-fa	pct	off	def	tot	avg								
UNCW	11/06/18	*	41	12-24	.500	6-16	.375	14-16	.875	3	5	8	8.0	2	4	0	0	5	44	44.0	
COASTAL CAROLINA	11/09/18	*	38	6-14	.429	1-9	.111	14-17	.824	1	4	5	6.5	4	2	5	0	2	27	35.5	
at Ohio	11/12/18	*	38	8-22	.364	3-11	.273	7-8	.875	3	5	8	7.0	1	3	1	0	3	26	32.3	
vs Florida A&M	11/16/18	*	34	9-20	.450	3-8	.375	6-9	.667	0	4	4	6.3	3	3	0	0	1	27	31.0	
vs Austin Peay	11/18/18	*	38	12-23	.522	3-8	.375	7-9	.778	2	4	6	6.2	0	5	5	0	1	34	31.6	
at Georgetown	11/24/18	*	39	16-28	.571	9-19	.474	4-4	1.000	0	8	8	6.5	4	3	5	0	1	45	33.8	
TRINITY BAPTIST	11/29/18	*	23	8-12	.667	2-3	.667	4-4	1.000	0	4	4	6.1	0	3	2	1	1	22	32.1	
at Abilene Christian	12/04/18	*	37	7-12	.583	2-7	.286	10-11	.909	1	5	6	6.1	3	3	5	0	0	26	31.4	
CENTRAL PENN	12/13/18	*	28	8-12	.667	3-5	.600	9-9	1.000	1	7	8	6.3	0	2	4	0	1	28	31.0	
THE CITADEL	12/18/18	*	37	6-15	.400	4-11	.364	5-6	.833	2	4	6	6.3	3	2	4	0	2	21	30.0	
vs Austin Peay	12/21/18	*	39	10-25	.400	3-12	.250	7-10	.700	1	6	7	6.4	2	3	4	0	0	30	30.0	
vs Alabama State	12/22/18	*	40	14-26	.538	6-17	.353	2-3	.667	0	4	4	6.2	0	3	1	0	5	36	30.5	
at Miami (FL)	12/29/18	*	32	7-21	.333	2-10	.200	3-4	.750	0	2	2	5.8	3	3	4	0	2	19	29.6	
ALLEN	01/02/19	*	26	11-19	.579	6-11	.545	0-0	.000	0	8	8	6.0	1	3	1	1	0	28	29.5	
GARDNER-WEBB	01/05/19	*	38	10-26	.385	4-12	.333	3-5	.600	1	4	5	5.9	3	3	0	0	0	27	29.3	
WINTHROP	01/10/19	*	38	10-28	.357	4-14	.286	10-10	1.000	2	3	5	5.9	2	6	3	0	2	34	29.6	
at UNC Asheville	01/16/19	*	37	7-14	.500	6-11	.545	2-2	1.000	1	3	4	5.8	1	3	2	1	0	22	29.2	
at Charleston Southern	01/19/19	*	38	9-19	.474	5-10	.500	6-8	.750	1	3	4	5.7	2	3	3	0	1	29	29.2	
PRESBYTERIAN	01/24/19	*	39	9-17	.529	6-11	.545	2-3	.667	0	2	2	5.5	1	6	0	0	1	26	29.0	
at Hampton	01/26/19	*	36	4-17	.235	2-10	.200	4-6	.667	2	8	10	5.7	5	2	3	1	0	14	28.3	
at Radford	01/30/19	*	40	11-22	.500	8-15	.533	9-11	.818	0	6	6	5.7	2	1	3	1	1	39	28.8	
LONGWOOD	02/02/19	*	32	12-21	.571	10-18	.556	5-5	1.000	0	4	4	5.6	1	5	1	0	0	39	29.2	
at High Point	02/07/19	*	37	5-19	.263	1-13	.077	12-13	.923	0	1	1	5.4	3	1	4	3	4	23	29.0	
USC UPSTATE	02/09/19	*	33	8-17	.471	4-10	.400	12-14	.857	0	5	5	5.4	3	0	4	0	0	32	29.1	
HAMPTON	02/13/19	*	39	11-21	.524	4-9	.444	22-24	.917	3	4	7	5.5	2	4	4	1	0	48	29.8	
at Presbyterian	02/16/19	*	40	5-21	.238	2-9	.222	16-16	1.000	0	2	2	5.3	1	2	3	0	3	28	29.8	
HIGH POINT	02/21/19	*	40	9-26	.346	6-19	.316	3-3	1.000	0	4	4	5.3	2	1	1	0	1	27	29.7	
at Longwood	02/23/19	*	38	12-24	.500	6-14	.429	11-11	1.000	0	1	1	5.1	1	2	2	1	2	41	30.1	
at USC Upstate	02/27/19	*	35	11-22	.500	4-14	.286	6-7	.857	0	5	5	5.1	1	4	3	0	4	32	30.1	
RADFORD	03/02/19	*	40	10-22	.455	4-13	.308	6-6	1.000	0	4	4	5.1	1	2	1	0	2	30	30.1	
HAMPTON	03/07/19	*	40	7-21	.333	3-13	.231	17-19	.895	1	6	7	5.2	2	2	1	1	0	34	30.3	
GARDNER-WEBB	03/08/19	*	40	9-24	.375	3-14	.214	2-3	.667	0	3	3	5.1	2	4	0	0	0	23	30.0	
Totals			32	1170	293-654	.448	135-376	.359	240-276	.870	25	138	163	5.1	61	93	79	11	45	961	30.0

Games played: 32
Minutes/game: 36.6
Points/game: 30.0
FG Pct: 44.8
3FG Pct: 35.9
FT Pct: 87.0

Rebounds/game: 5.1
Assists/game: 2.9
Turnovers/game: 2.5
Assist/turnover ratio: 1.2
Steals/game: 1.4
Blocks/game: 0.3

Campbell Men's Basketball
Campbell Individual Game-by-Game (as of Mar 11, 2019)
All games

#04 SAUNDERS, Noah

Opponent	Date	gs	min	Total		3-Pointers		Free throws		Rebounds				pf	a	t/o	blk	stl	pts	avg
				fg-fga	pct	3fg-fga	pct	ft-fa	pct	off	def	tot	avg							
vs Austin Peay	11/18/18		9	0-0	.000	0-0	.000	0-0	.000	0	2	2	2.0	0	0	0	0	0	0	0.0
at Georgetown	11/24/18		4	0-0	.000	0-0	.000	0-0	.000	0	0	0	1.0	0	0	0	0	0	0	0.0
TRINITY BAPTIST	11/29/18		16	1-4	.250	0-3	.000	0-0	.000	0	2	2	1.3	3	0	1	0	1	2	0.7
CENTRAL PENN	12/13/18		21	2-3	.667	1-2	.500	0-0	.000	0	1	1	1.3	4	0	0	1	0	5	1.8
vs Austin Peay	12/21/18		1	0-0	.000	0-0	.000	0-0	.000	0	0	0	1.0	1	0	0	0	0	0	1.4
ALLEN	01/02/19		19	1-4	.250	1-3	.333	4-4	1.000	1	5	6	1.8	1	1	2	0	2	7	2.3
GARDNER-WEBB	01/05/19	*	12	1-4	.250	0-3	.000	0-0	.000	0	2	2	1.9	3	0	1	1	0	2	2.3
WINTHROP	01/10/19		3	0-1	.000	0-1	.000	0-0	.000	0	0	0	1.6	1	0	0	0	0	0	2.0
at UNC Asheville	01/16/19		8	2-4	.500	1-2	.500	0-0	.000	2	1	3	1.8	1	0	0	0	0	5	2.3
at Charleston Southern	01/19/19		4	0-0	.000	0-0	.000	1-2	.500	0	0	0	1.6	0	0	0	0	0	1	2.2
PRESBYTERIAN	01/24/19		6	0-1	.000	0-1	.000	0-0	.000	0	2	2	1.6	0	0	0	0	0	0	2.0
at Hampton	01/26/19		4	0-1	.000	0-1	.000	0-0	.000	0	0	0	1.5	0	0	0	0	0	0	1.8
LONGWOOD	02/02/19		4	0-0	.000	0-0	.000	3-4	.750	0	1	1	1.5	1	0	0	0	0	3	1.9
USC UPSTATE	02/09/19		3	0-1	.000	0-1	.000	0-0	.000	0	0	0	1.4	1	0	0	0	0	0	1.8
Totals		1	114	7-23	.304	3-17	.176	8-10	.800	3	16	19	1.4	16	1	4	2	3	25	1.8

Games played: 14
Minutes/game: 8.1
Points/game: 1.8
FG Pct: 30.4
3FG Pct: 17.6
FT Pct: 80.0

Rebounds/game: 1.4
Assists/game: 0.1
Turnovers/game: 0.3
Assist/turnover ratio: 0.3
Steals/game: 0.2
Blocks/game: 0.1

Campbell Men's Basketball
Campbell Individual Game-by-Game (as of Mar 11, 2019)
All games

#05 BURNETTE, Austin

Opponent	Date	gs	min	Total		3-Pointers		Free throws		Rebounds				pf	a	t/o	blk	stl	pts	avg
				fg-fga	pct	3fg-fga	pct	ft-fa	pct	off	def	tot	avg							
TRINITY BAPTIST	11/29/18		11	0-2	.000	0-1	.000	0-0	.000	0	4	4	4.0	0	1	0	0	0	0	0.0
Totals		0	11	0-2	.000	0-1	.000	0-0	.000	0	4	4	4.0	0	1	0	0	0	0	0.0

Games played: 1
Minutes/game: 11.0
FG Pct: 0.0
3FG Pct: 0.0

Rebounds/game: 4.0
Assists/game: 1.0
Assist/turnover ratio: 99.9

#10 STAJCIC, Milos

Opponent	Date	gs	min	Total		3-Pointers		Free throws		Rebounds				pf	a	t/o	blk	stl	pts	avg
				fg-fga	pct	3fg-fga	pct	ft-fa	pct	off	def	tot	avg							
UNCW	11/06/18		2	0-0	.000	0-0	.000	0-0	.000	0	0	0	0.0	2	0	0	0	0	0	0.0
COASTAL CAROLINA	11/09/18		7	0-1	.000	0-0	.000	2-4	.500	0	0	0	0.0	2	0	0	0	0	2	1.0
vs Austin Peay	12/21/18		2	0-0	.000	0-0	.000	0-0	.000	0	0	0	0.0	1	0	0	0	0	0	0.7
ALLEN	01/02/19		16	2-6	.333	1-4	.250	0-2	.000	1	1	2	0.5	3	0	2	0	1	5	1.8
at Radford	01/30/19		5	0-0	.000	0-0	.000	0-0	.000	1	0	1	0.6	0	0	0	0	0	0	1.4
LONGWOOD	02/02/19		7	0-1	.000	0-1	.000	0-0	.000	0	0	0	0.5	1	2	1	0	0	0	1.2
at High Point	02/07/19		3	0-1	.000	0-0	.000	0-0	.000	0	0	0	0.4	0	0	0	0	1	0	1.0
USC UPSTATE	02/09/19		5	1-3	.333	0-1	.000	0-0	.000	1	0	1	0.5	2	0	1	0	0	2	1.1
HAMPTON	02/13/19		6	0-0	.000	0-0	.000	0-0	.000	0	1	1	0.6	1	0	0	0	0	0	1.0
at Longwood	02/23/19		3	2-2	1.000	1-1	1.000	0-0	.000	0	1	1	0.6	0	0	1	0	0	5	1.4
at USC Upstate	02/27/19		3	0-0	.000	0-0	.000	0-0	.000	0	0	0	0.5	3	0	0	0	0	0	1.3
HAMPTON	03/07/19		1	0-0	.000	0-0	.000	0-0	.000	0	0	0	0.5	1	0	1	0	0	0	1.2
Totals		0	60	5-14	.357	2-7	.286	2-6	.333	3	3	6	0.5	16	2	6	0	2	14	1.2

Games played: 12
Minutes/game: 5.0
Points/game: 1.2
FG Pct: 35.7
3FG Pct: 28.6
FT Pct: 33.3

Rebounds/game: 0.5
Assists/game: 0.2
Turnovers/game: 0.5
Assist/turnover ratio: 0.3
Steals/game: 0.2

Campbell Men's Basketball
Campbell Individual Game-by-Game (as of Mar 11, 2019)
All games

#11 WHITFIELD, Jordan

Opponent	Date	gs	min	Total		3-Pointers		Free throws		Rebounds				pf	a	t/o	blk	stl	pts	avg
				fg-fga	pct	3fg-fga	pct	ft-fa	pct	off	def	tot	avg							
UNCW	11/06/18		20	0-2	.000	0-1	.000	2-2	1.000	0	1	1	1.0	0	4	1	0	1	2	2.0
COASTAL CAROLINA	11/09/18		7	0-1	.000	0-0	.000	0-0	.000	0	0	0	0.5	0	1	0	0	0	0	1.0
at Ohio	11/12/18		21	3-6	.500	1-3	.333	0-0	.000	0	2	2	1.0	4	2	1	0	1	7	3.0
at Abilene Christian	12/04/18		14	0-1	.000	0-0	.000	1-2	.500	1	2	3	1.5	2	1	1	0	0	1	2.5
CENTRAL PENN	12/13/18		19	0-3	.000	0-3	.000	0-0	.000	1	0	1	1.4	1	3	0	0	0	0	2.0
THE CITADEL	12/18/18		6	1-4	.250	1-4	.250	0-0	.000	0	0	0	1.2	1	0	0	0	0	3	2.2
vs Austin Peay	12/21/18		18	5-6	.833	1-1	1.000	1-1	1.000	1	2	3	1.4	3	2	1	0	1	12	3.6
vs Alabama State	12/22/18		29	2-9	.222	2-7	.286	0-0	.000	0	2	2	1.5	2	3	1	0	1	6	3.9
at Miami (FL)	12/29/18		6	0-0	.000	0-0	.000	0-0	.000	0	0	0	1.3	0	0	1	0	0	0	3.4
ALLEN	01/02/19		27	4-5	.800	1-2	.500	2-2	1.000	0	6	6	1.8	0	4	3	0	1	11	4.2
GARDNER-WEBB	01/05/19		23	3-5	.600	3-4	.750	4-4	1.000	0	1	1	1.7	1	3	1	0	0	13	5.0
WINTHROP	01/10/19		29	4-6	.667	2-3	.667	0-0	.000	0	3	3	1.8	0	2	0	0	1	10	5.4
at UNC Asheville	01/16/19		15	1-2	.500	0-1	.000	0-0	.000	0	0	0	1.7	1	3	1	0	1	2	5.2
at Charleston Southern	01/19/19		27	3-6	.500	1-3	.333	0-0	.000	0	1	1	1.6	2	1	1	0	0	7	5.3
PRESBYTERIAN	01/24/19		24	1-3	.333	0-1	.000	2-2	1.000	0	4	4	1.8	3	6	0	0	0	4	5.2
at Hampton	01/26/19		31	4-9	.444	2-6	.333	0-1	.000	1	2	3	1.9	1	3	1	0	0	10	5.5
at Radford	01/30/19		24	1-6	.167	0-3	.000	0-0	.000	0	1	1	1.8	5	0	2	0	3	2	5.3
LONGWOOD	02/02/19		27	2-2	1.000	2-2	1.000	0-0	.000	0	2	2	1.8	0	1	1	0	0	6	5.3
at High Point	02/07/19		28	1-3	.333	0-1	.000	0-0	.000	0	2	2	1.8	1	2	0	0	2	2	5.2
USC UPSTATE	02/09/19		26	2-3	.667	1-1	1.000	0-0	.000	0	2	2	1.9	0	1	2	0	1	5	5.2
HAMPTON	02/13/19		28	3-7	.429	1-3	.333	0-0	.000	0	1	1	1.8	2	1	0	0	2	7	5.2
at Presbyterian	02/16/19		21	0-3	.000	0-2	.000	0-0	.000	1	2	3	1.9	1	0	0	0	0	0	5.0
HIGH POINT	02/21/19		20	0-2	.000	0-2	.000	0-0	.000	0	1	1	1.8	0	3	0	0	1	0	4.8
at Longwood	02/23/19		17	0-0	.000	0-0	.000	0-0	.000	1	2	3	1.9	2	2	2	1	0	0	4.6
at USC Upstate	02/27/19		19	2-5	.400	0-3	.000	0-0	.000	1	2	3	1.9	3	0	0	0	0	4	4.6
RADFORD	03/02/19		22	1-1	1.000	0-0	.000	3-4	.750	0	2	2	1.9	1	1	3	0	1	5	4.6
HAMPTON	03/07/19	*	34	5-10	.500	2-3	.667	1-2	.500	0	1	1	1.9	2	4	1	0	0	13	4.9
GARDNER-WEBB	03/08/19		31	1-4	.250	1-4	.250	0-0	.000	3	2	5	2.0	2	5	1	0	0	3	4.8
Totals		1	613	49-114	.430	21-63	.333	16-20	.800	10	46	56	2.0	40	58	25	1	17	135	4.8

Games played: 28
Minutes/game: 21.9
Points/game: 4.8
FG Pct: 43.0
3FG Pct: 33.3
FT Pct: 80.0

Rebounds/game: 2.0
Assists/game: 2.1
Turnovers/game: 0.9
Assist/turnover ratio: 2.3
Steals/game: 0.6
Blocks/game: 0.0

Campbell Men's Basketball
Campbell Individual Game-by-Game (as of Mar 11, 2019)
All games

#12 CUADRA, Jon Ander

Opponent	Date	gs	min	Total		3-Pointers		Free throws		Rebounds				pf	a	t/o	blk	stl	pts	avg
				fg-fga	pct	3fg-fga	pct	ft-fa	pct	off	def	tot	avg							
at Ohio	11/12/18		4	0-1	.000	0-0	.000	0-0	.000	0	0	0	0.0	1	0	0	0	0	0	0.0
TRINITY BAPTIST	11/29/18		11	3-5	.600	1-3	.333	0-0	.000	0	1	1	0.5	1	1	0	0	0	7	3.5
CENTRAL PENN	12/13/18		19	5-7	.714	1-3	.333	0-2	.000	0	8	8	3.0	2	0	2	1	0	11	6.0
ALLEN	01/02/19		4	0-1	.000	0-1	.000	0-0	.000	1	2	3	3.0	0	0	0	0	0	0	4.5
LONGWOOD	02/02/19		1	0-1	.000	0-0	.000	0-0	.000	0	0	0	2.4	1	0	1	0	0	0	3.6
RADFORD	03/02/19	*	2	0-0	.000	0-0	.000	0-0	.000	0	1	1	2.2	0	0	0	0	0	0	3.0
Totals		1	41	8-15	.533	2-7	.286	0-2	.000	1	12	13	2.2	5	1	3	1	0	18	3.0

Games played: 6
Minutes/game: 6.8
Points/game: 3.0
FG Pct: 53.3
3FG Pct: 28.6
FT Pct: 0.0

Rebounds/game: 2.2
Assists/game: 0.2
Turnovers/game: 0.5
Assist/turnover ratio: 0.3
Blocks/game: 0.2

#13 PHENICIE, Billy

Opponent	Date	gs	min	Total		3-Pointers		Free throws		Rebounds				pf	a	t/o	blk	stl	pts	avg
				fg-fga	pct	3fg-fga	pct	ft-fa	pct	off	def	tot	avg							
CENTRAL PENN	12/13/18		2	0-0	.000	0-0	.000	3-3	1.000	0	0	0	0.0	1	0	0	0	0	3	3.0
ALLEN	01/02/19		1	0-0	.000	0-0	.000	0-0	.000	0	0	0	0.0	0	0	0	0	0	0	1.5
Totals		0	3	0-0	.000	0-0	.000	3-3	1.000	0	0	0	0.0	1	0	0	0	0	3	1.5

Games played: 2
Minutes/game: 1.5
Points/game: 1.5
FT Pct: 100.0

Campbell Men's Basketball
Campbell Individual Game-by-Game (as of Mar 11, 2019)
All games

#20 GROSS, Dan

Opponent	Date	gs	min	Total		3-Pointers		Free throws		Rebounds				pf	a	t/o	blk	stl	pts	avg
				fg-fga	pct	3fg-fga	pct	ft-fa	pct	off	def	tot	avg							
TRINITY BAPTIST	11/29/18		2	0-1	.000	0-1	.000	0-0	.000	0	0	0	0.0	0	0	0	0	0	0	0.0
CENTRAL PENN	12/13/18		2	0-1	.000	0-0	.000	0-0	.000	0	0	0	0.0	0	1	0	0	0	0	0.0
ALLEN	01/02/19		1	1-2	.500	0-1	.000	0-0	.000	0	2	2	0.7	0	0	0	0	0	2	0.7
at Longwood	02/23/19		3	0-0	.000	0-0	.000	0-0	.000	0	0	0	0.5	0	0	0	0	0	0	0.5
Totals		0	8	1-4	.250	0-2	.000	0-0	.000	0	2	2	0.5	0	1	0	0	0	2	0.5

Games played: 4
Minutes/game: 2.0
Points/game: 0.5
FG Pct: 25.0
3FG Pct: 0.0

Rebounds/game: 0.5
Assists/game: 0.3
Assist/turnover ratio: 99.9

#21 CLUXTON, Brooks

Opponent	Date	gs	min	Total		3-Pointers		Free throws		Rebounds				pf	a	t/o	blk	stl	pts	avg
				fg-fga	pct	3fg-fga	pct	ft-fa	pct	off	def	tot	avg							
UNCW	11/06/18		10	2-4	.500	0-0	.000	0-0	.000	1	0	1	1.0	2	2	1	0	0	4	4.0
COASTAL CAROLINA	11/09/18		3	0-0	.000	0-0	.000	0-0	.000	0	0	0	0.5	0	0	0	0	0	0	2.0
at Ohio	11/12/18		7	0-0	.000	0-0	.000	3-4	.750	0	2	2	1.0	0	0	0	0	0	3	2.3
vs Florida A&M	11/16/18		9	2-2	1.000	0-0	.000	1-2	.500	1	2	3	1.5	0	0	0	0	0	5	3.0
vs Austin Peay	11/18/18		20	1-1	1.000	0-0	.000	2-2	1.000	2	2	4	2.0	0	2	0	0	0	4	3.2
at Georgetown	11/24/18		16	1-2	.500	0-0	.000	0-2	.000	2	3	5	2.5	0	0	1	0	0	2	3.0
TRINITY BAPTIST	11/29/18		18	3-3	1.000	0-0	.000	3-3	1.000	1	4	5	2.9	1	0	1	2	0	9	3.9
at Abilene Christian	12/04/18		15	2-2	1.000	0-0	.000	2-3	.667	3	2	5	3.1	2	1	3	0	0	6	4.1
CENTRAL PENN	12/13/18 *		15	2-3	.667	0-0	.000	1-2	.500	2	3	5	3.3	4	3	1	4	0	5	4.2
THE CITADEL	12/18/18		8	0-1	.000	0-0	.000	0-0	.000	0	0	0	3.0	1	0	0	0	1	0	3.8
vs Austin Peay	12/21/18		7	0-2	.000	0-0	.000	0-0	.000	0	1	1	2.8	3	0	1	1	0	0	3.5
vs Alabama State	12/22/18		17	0-0	.000	0-0	.000	0-2	.000	0	1	1	2.7	2	3	1	1	0	0	3.2
at Miami (FL)	12/29/18		12	0-0	.000	0-0	.000	1-2	.500	1	0	1	2.5	0	1	0	0	0	1	3.0
ALLEN	01/02/19		22	4-5	.800	0-0	.000	0-0	.000	3	6	9	3.0	3	0	2	1	1	8	3.4
GARDNER-WEBB	01/05/19		4	0-0	.000	0-0	.000	0-0	.000	0	0	0	2.8	0	0	0	0	0	0	3.1
WINTHROP	01/10/19		3	0-0	.000	0-0	.000	0-0	.000	1	0	1	2.7	1	0	0	0	0	0	2.9
at UNC Asheville	01/16/19		4	1-1	1.000	0-0	.000	0-0	.000	0	0	0	2.5	1	0	0	0	0	2	2.9
PRESBYTERIAN	01/24/19		2	0-2	.000	0-0	.000	0-0	.000	1	0	1	2.4	0	0	0	1	0	0	2.7
at Hampton	01/26/19		3	0-1	.000	0-0	.000	0-0	.000	1	0	1	2.4	1	0	0	0	0	0	2.6
LONGWOOD	02/02/19		4	1-1	1.000	0-0	.000	0-0	.000	0	0	0	2.3	1	0	1	0	0	2	2.6
USC UPSTATE	02/09/19		4	0-0	.000	0-0	.000	0-0	.000	0	2	2	2.2	0	1	0	0	0	0	2.4
at Longwood	02/23/19		2	0-0	.000	0-0	.000	0-0	.000	0	0	0	2.1	0	0	0	0	0	0	2.3
Totals		1	205	19-30	.633	0-0	.000	13-22	.591	19	28	47	2.1	22	13	12	10	2	51	2.3

Games played: 22
Minutes/game: 9.3
Points/game: 2.3
FG Pct: 63.3
FT Pct: 59.1

Rebounds/game: 2.1
Assists/game: 0.6
Turnovers/game: 0.5
Assist/turnover ratio: 1.1
Steals/game: 0.1
Blocks/game: 0.5

Campbell Men's Basketball
Campbell Individual Game-by-Game (as of Mar 11, 2019)
All games

#22 GENSLER, Cory

Opponent	Date	gs	min	Total		3-Pointers		Free throws		Rebounds				pf	a	t/o	blk	stl	pts	avg
				fg-fga	pct	3fg-fga	pct	ft-fa	pct	off	def	tot	avg							
UNCW	11/06/18	*	35	4-9	.444	1-4	.250	0-2	.000	0	2	2	2.0	1	0	2	0	2	9	9.0
COASTAL CAROLINA	11/09/18	*	30	2-5	.400	1-3	.333	0-0	.000	1	2	3	2.5	3	3	0	0	1	5	7.0
at Ohio	11/12/18	*	26	1-3	.333	0-2	.000	2-2	1.000	0	2	2	2.3	5	3	0	0	0	4	6.0
vs Florida A&M	11/16/18	*	38	2-7	.286	0-4	.000	0-0	.000	2	4	6	3.3	2	4	3	1	0	4	5.5
vs Austin Peay	11/18/18	*	35	10-13	.769	5-7	.714	0-0	.000	0	2	2	3.0	1	1	0	0	1	25	9.4
at Georgetown	11/24/18	*	32	2-8	.250	0-5	.000	1-2	.500	0	8	8	3.8	3	0	0	0	2	5	8.7
TRINITY BAPTIST	11/29/18	*	22	6-10	.600	3-5	.600	0-0	.000	2	5	7	4.3	0	2	0	0	0	15	9.6
at Abilene Christian	12/04/18	*	31	2-6	.333	0-2	.000	1-2	.500	2	1	3	4.1	1	0	0	0	1	5	9.0
CENTRAL PENN	12/13/18	*	23	4-6	.667	2-4	.500	0-0	.000	0	2	2	3.9	0	2	0	0	3	10	9.1
THE CITADEL	12/18/18	*	37	7-14	.500	4-10	.400	0-0	.000	0	3	3	3.8	3	2	0	1	0	18	10.0
vs Austin Peay	12/21/18	*	20	0-0	.000	0-0	.000	0-0	.000	1	1	2	3.6	1	1	1	0	1	0	9.1
at Miami (FL)	12/29/18	*	32	2-10	.200	1-8	.125	1-1	1.000	2	3	5	3.8	4	2	0	0	2	6	8.8
ALLEN	01/02/19	*	18	2-6	.333	1-5	.200	0-0	.000	1	5	6	3.9	0	6	2	1	0	5	8.5
GARDNER-WEBB	01/05/19	*	34	2-10	.200	1-9	.111	0-0	.000	1	4	5	4.0	2	2	1	0	1	5	8.3
WINTHROP	01/10/19	*	39	2-3	.667	0-1	.000	0-0	.000	1	5	6	4.1	4	0	2	0	0	4	8.0
at UNC Asheville	01/16/19	*	31	3-8	.375	2-6	.333	0-0	.000	1	3	4	4.1	1	3	1	0	2	8	8.0
at Charleston Southern	01/19/19	*	34	5-8	.625	2-3	.667	2-2	1.000	2	5	7	4.3	0	1	2	1	1	14	8.4
PRESBYTERIAN	01/24/19	*	27	1-2	.500	0-1	.000	0-0	.000	0	1	1	4.1	3	1	1	0	0	2	8.0
at Hampton	01/26/19	*	27	2-8	.250	2-7	.286	0-0	.000	2	3	5	4.2	0	0	1	0	0	6	7.9
at Radford	01/30/19	*	31	3-5	.600	3-5	.600	0-0	.000	1	1	2	4.1	3	1	0	1	0	9	8.0
LONGWOOD	02/02/19	*	33	4-7	.571	3-5	.600	3-3	1.000	0	1	1	3.9	4	2	1	0	1	14	8.2
at High Point	02/07/19	*	36	2-8	.250	2-6	.333	0-0	.000	2	3	5	4.0	3	1	1	0	0	6	8.1
USC UPSTATE	02/09/19	*	26	2-4	.500	1-3	.333	2-2	1.000	0	3	3	3.9	4	0	0	1	2	7	8.1
HAMPTON	02/13/19	*	34	3-6	.500	2-5	.400	0-0	.000	0	7	7	4.0	2	3	0	0	0	8	8.1
at Presbyterian	02/16/19	*	37	8-12	.667	3-6	.500	0-0	.000	0	4	4	4.0	2	0	0	1	0	19	8.5
HIGH POINT	02/21/19	*	36	4-8	.500	0-3	.000	0-0	.000	0	2	2	4.0	0	3	0	2	4	8	8.5
at Longwood	02/23/19	*	32	4-6	.667	2-4	.500	0-0	.000	0	4	4	4.0	0	0	0	0	1	10	8.6
at USC Upstate	02/27/19	*	35	2-3	.667	2-3	.667	0-0	.000	0	6	6	4.0	3	2	2	0	0	6	8.5
RADFORD	03/02/19	*	36	2-7	.286	2-6	.333	0-0	.000	0	3	3	4.0	0	4	0	1	1	6	8.4
HAMPTON	03/07/19	*	31	3-5	.600	2-4	.500	0-0	.000	1	6	7	4.1	4	0	1	0	0	8	8.4
GARDNER-WEBB	03/08/19	*	39	8-15	.533	4-6	.667	0-0	.000	2	3	5	4.1	0	2	0	0	1	20	8.7
Totals			31	977	104-222	.468	51-142	.359	12-16	.750	24	104	128	4.1	59	51	21	10	271	8.7

Games played: 31
Minutes/game: 31.5
Points/game: 8.7
FG Pct: 46.8
3FG Pct: 35.9
FT Pct: 75.0

Rebounds/game: 4.1
Assists/game: 1.6
Turnovers/game: 0.7
Assist/turnover ratio: 2.4
Steals/game: 0.9
Blocks/game: 0.3

Campbell Men's Basketball
Campbell Individual Game-by-Game (as of Mar 11, 2019)
All games

#24 CHATMAN, Isaac

Opponent	Date	gs	min	Total		3-Pointers		Free throws		Rebounds				pf	a	t/o	blk	stl	pts	avg	
				fg-fga	pct	3fg-fga	pct	ft-fa	pct	off	def	tot	avg								
UNCW	11/06/18	*	41	5-9	.556	1-4	.250	1-2	.500	1	5	6	6.0	2	2	1	1	0	12	12.0	
COASTAL CAROLINA	11/09/18	*	37	6-11	.545	1-5	.200	3-8	.375	2	2	4	5.0	3	2	1	1	1	16	14.0	
at Ohio	11/12/18	*	31	5-8	.625	3-5	.600	3-4	.750	1	5	6	5.3	4	0	4	0	0	16	14.7	
vs Florida A&M	11/16/18	*	37	2-4	.500	1-2	.500	1-3	.333	1	6	7	5.8	3	1	2	1	0	6	12.5	
vs Austin Peay	11/18/18	*	16	3-3	1.000	3-3	1.000	0-0	.000	0	0	0	4.6	4	1	2	0	1	9	11.8	
at Georgetown	11/24/18	*	35	6-12	.500	1-5	.200	1-2	.500	1	1	2	4.2	5	2	2	1	1	14	12.2	
TRINITY BAPTIST	11/29/18	*	23	1-4	.250	1-3	.333	2-2	1.000	0	5	5	4.3	1	1	1	0	2	5	11.1	
at Abilene Christian	12/04/18	*	29	1-4	.250	0-0	.000	2-2	1.000	1	5	6	4.5	3	0	2	0	1	4	10.3	
THE CITADEL	12/18/18	*	26	2-6	.333	1-2	.500	2-2	1.000	0	4	4	4.4	2	0	1	0	2	7	9.9	
vs Austin Peay	12/21/18	*	28	0-2	.000	0-2	.000	4-7	.571	0	9	9	4.9	4	0	2	0	2	4	9.3	
vs Alabama State	12/22/18	*	15	0-1	.000	0-1	.000	0-0	.000	0	0	0	4.5	4	1	0	0	0	0	8.5	
at Miami (FL)	12/29/18	*	27	1-2	.500	0-1	.000	0-0	.000	0	5	5	4.5	1	2	0	0	1	2	7.9	
ALLEN	01/02/19	*	10	1-1	1.000	0-0	.000	2-2	1.000	1	3	4	4.5	3	1	0	0	1	4	7.6	
GARDNER-WEBB	01/05/19		24	3-6	.500	1-2	.500	1-2	.500	2	2	4	4.4	2	1	0	0	0	8	7.6	
WINTHROP	01/10/19	*	32	3-5	.600	0-1	.000	2-2	1.000	0	4	4	4.4	1	0	0	0	0	8	7.7	
at UNC Asheville	01/16/19	*	23	2-4	.500	0-0	.000	3-4	.750	0	2	2	4.3	3	0	0	1	2	7	7.6	
at Charleston Southern	01/19/19	*	30	2-4	.500	0-1	.000	0-0	.000	1	3	4	4.2	2	1	0	0	2	4	7.4	
PRESBYTERIAN	01/24/19	*	23	4-5	.800	0-1	.000	0-2	.000	0	3	3	4.2	3	1	2	0	0	8	7.4	
at Hampton	01/26/19	*	30	3-7	.429	1-4	.250	1-2	.500	4	5	9	4.4	4	1	1	1	0	8	7.5	
at Radford	01/30/19	*	21	2-4	.500	2-3	.667	0-0	.000	0	4	4	4.4	3	0	0	1	0	6	7.4	
LONGWOOD	02/02/19	*	22	1-2	.500	0-1	.000	0-0	.000	0	2	2	4.3	3	0	1	0	1	2	7.1	
at High Point	02/07/19	*	36	2-2	1.000	1-1	1.000	1-2	.500	2	3	5	4.3	0	3	0	1	0	6	7.1	
USC UPSTATE	02/09/19	*	17	3-4	.750	1-1	1.000	0-0	.000	0	1	1	4.2	4	0	0	0	1	7	7.1	
HAMPTON	02/13/19	*	29	3-6	.500	2-3	.667	0-2	.000	1	3	4	4.2	1	1	0	0	0	8	7.1	
at Presbyterian	02/16/19	*	34	4-11	.364	1-4	.250	0-0	.000	2	5	7	4.3	1	1	2	0	1	9	7.2	
HIGH POINT	02/21/19	*	27	2-5	.400	0-2	.000	0-0	.000	2	1	3	4.2	4	1	0	1	0	4	7.1	
at Longwood	02/23/19	*	22	0-1	.000	0-0	.000	2-4	.500	0	2	2	4.1	3	1	1	1	0	2	6.9	
at USC Upstate	02/27/19	*	30	4-6	.667	0-1	.000	1-2	.500	0	3	3	4.1	4	1	1	0	0	9	7.0	
RADFORD	03/02/19		20	0-2	.000	0-1	.000	0-0	.000	1	1	2	4.0	5	0	0	2	0	0	6.7	
HAMPTON	03/07/19	*	35	2-7	.286	1-4	.250	2-2	1.000	0	4	4	4.0	4	2	0	1	0	7	6.7	
GARDNER-WEBB	03/08/19	*	38	7-10	.700	3-3	1.000	1-2	.500	4	5	9	4.2	4	1	0	2	0	18	7.1	
Totals			29	848	80-158	.506	25-66	.379	35-60	.583	27	103	130	4.2	90	28	26	15	19	220	7.1

Games played: 31
Minutes/game: 27.4
Points/game: 7.1
FG Pct: 50.6
3FG Pct: 37.9
FT Pct: 58.3

Rebounds/game: 4.2
Assists/game: 0.9
Turnovers/game: 0.8
Assist/turnover ratio: 1.1
Steals/game: 0.6
Blocks/game: 0.5

Campbell Men's Basketball
Campbell Individual Game-by-Game (as of Mar 11, 2019)
All games

#25 EUDY, Andrew

Opponent	Date	gs	min	Total		3-Pointers		Free throws		Rebounds				pf	a	t/o	blk	stl	pts	avg	
				fg-fga	pct	3fg-fga	pct	ft-fa	pct	off	def	tot	avg								
UNCW	11/06/18	*	37	8-11	.727	5-6	.833	0-0	.000	2	7	9	9.0	4	5	2	2	1	21	21.0	
COASTAL CAROLINA	11/09/18	*	34	1-3	.333	1-1	1.000	2-2	1.000	2	3	5	7.0	4	3	1	1	0	5	13.0	
at Ohio	11/12/18	*	27	5-6	.833	2-2	1.000	0-3	.000	1	2	3	5.7	5	1	3	1	1	12	12.7	
vs Florida A&M	11/16/18	*	34	4-6	.667	0-0	.000	2-2	1.000	2	3	5	5.5	2	6	3	2	2	10	12.0	
vs Austin Peay	11/18/18	*	38	1-6	.167	0-1	.000	0-0	.000	0	6	6	5.6	4	2	5	0	2	2	10.0	
at Georgetown	11/24/18	*	26	2-7	.286	2-5	.400	0-0	.000	2	3	5	5.5	4	5	1	1	1	6	9.3	
TRINITY BAPTIST	11/29/18	*	21	1-5	.200	0-1	.000	2-2	1.000	1	4	5	5.4	0	3	0	0	1	4	8.6	
at Abilene Christian	12/04/18	*	28	5-9	.556	1-2	.500	1-2	.500	0	3	3	5.1	4	0	4	2	0	12	9.0	
CENTRAL PENN	12/13/18	*	17	2-3	.667	0-0	.000	0-0	.000	0	3	3	4.9	2	6	1	1	2	4	8.4	
THE CITADEL	12/18/18	*	33	6-10	.600	0-2	.000	0-0	.000	1	6	7	5.1	4	4	1	1	0	12	8.8	
vs Austin Peay	12/21/18	*	32	4-6	.667	0-1	.000	0-0	.000	1	2	3	4.9	2	2	4	3	0	8	8.7	
vs Alabama State	12/22/18	*	40	7-10	.700	2-4	.500	0-0	.000	6	2	8	5.2	0	2	1	0	1	16	9.3	
at Miami (FL)	12/29/18	*	28	5-11	.455	0-2	.000	4-4	1.000	5	6	11	5.6	4	2	3	0	2	14	9.7	
ALLEN	01/02/19	*	21	4-7	.571	1-2	.500	4-4	1.000	1	5	6	5.6	0	4	1	3	2	13	9.9	
GARDNER-WEBB	01/05/19	*	38	5-8	.625	1-2	.500	0-0	.000	2	8	10	5.9	3	5	1	1	0	11	10.0	
WINTHROP	01/10/19	*	38	9-16	.563	3-6	.500	4-4	1.000	3	4	7	6.0	2	7	1	2	0	25	10.9	
at UNC Asheville	01/16/19	*	32	5-18	.278	0-0	.000	4-6	.667	7	5	12	6.4	2	3	2	1	0	14	11.1	
at Charleston Southern	01/19/19	*	36	4-8	.500	1-3	.333	2-2	1.000	2	5	7	6.4	2	3	1	2	1	11	11.1	
PRESBYTERIAN	01/24/19	*	38	12-17	.706	2-3	.667	4-4	1.000	4	7	11	6.6	1	3	0	1	1	30	12.1	
at Hampton	01/26/19	*	37	5-14	.357	1-5	.200	1-2	.500	4	4	8	6.7	5	6	2	1	1	12	12.1	
at Radford	01/30/19	*	35	2-13	.154	1-4	.250	2-2	1.000	3	4	7	6.7	3	7	2	2	0	7	11.9	
LONGWOOD	02/02/19	*	25	1-6	.167	1-4	.250	4-4	1.000	1	1	2	6.5	3	6	4	0	0	7	11.6	
at High Point	02/07/19	*	37	7-11	.636	0-2	.000	1-1	1.000	3	5	8	6.6	2	3	1	0	2	15	11.8	
USC UPSTATE	02/09/19	*	31	1-1	1.000	0-0	.000	2-2	1.000	0	4	4	6.5	4	7	0	0	2	4	11.5	
HAMPTON	02/13/19	*	26	5-8	.625	1-2	.500	0-0	.000	0	4	4	6.4	5	4	3	3	0	11	11.4	
at Presbyterian	02/16/19	*	28	0-1	.000	0-0	.000	1-2	.500	1	5	6	6.3	5	3	3	3	0	1	11.0	
HIGH POINT	02/21/19	*	38	7-12	.583	0-0	.000	2-2	1.000	6	9	15	6.7	3	1	2	3	1	16	11.2	
at Longwood	02/23/19	*	37	4-7	.571	2-3	.667	4-4	1.000	0	4	4	6.6	4	1	4	2	1	14	11.3	
at USC Upstate	02/27/19	*	38	5-10	.500	1-4	.250	4-5	.800	1	9	10	6.7	1	4	3	4	1	15	11.4	
RADFORD	03/02/19	*	40	5-11	.455	1-3	.333	8-8	1.000	0	6	6	6.7	2	0	0	3	1	19	11.7	
HAMPTON	03/07/19	*	39	8-11	.727	1-1	1.000	4-4	1.000	5	9	14	6.9	0	3	0	1	0	21	12.0	
GARDNER-WEBB	03/08/19	*	22	3-7	.429	1-2	.500	1-2	.500	2	2	4	6.8	4	5	2	0	0	8	11.9	
Totals			32	1031	143-279	.513	31-73	.425	63-73	.863	68	150	218	6.8	90	116	61	46	26	380	11.9

Games played: 32
Minutes/game: 32.2
Points/game: 11.9
FG Pct: 51.3
3FG Pct: 42.5
FT Pct: 86.3

Rebounds/game: 6.8
Assists/game: 3.6
Turnovers/game: 1.9
Assist/turnover ratio: 1.9
Steals/game: 0.8
Blocks/game: 1.4

Campbell Men's Basketball
Campbell Combined Team Statistics (as of Mar 08, 2019)
All games

RECORD:	OVERALL	HOME	AWAY	NEUTRAL
ALL GAMES	20-12	12-4	5-7	3-1
CONFERENCE	12-4	7-1	5-3	0-0
NON-CONFERENCE	8-8	5-3	0-4	3-1

##	Player	gp-gs	min	avg	Total	3-Point	F-Throw	Rebounds				pf	dq	a	to	blk	stl	pts	avg
					fg-fga	fg%	3fg-fga	3fg%	ft-fa	ft%	off	def	tot	avg					
03	CLEMONS, Chris	32-32	1170	36.6	293-654	.448	135-376	.359	240-276	.870	25	138	163	5.1	61	1	93	79	30.0
25	EUDY, Andrew	32-32	1031	32.2	143-279	.513	31-73	.425	63-73	.863	68	150	218	6.8	90	4	116	61	11.9
22	GENSLER, Cory	31-31	977	31.5	104-222	.468	51-142	.359	12-16	.750	24	104	128	4.1	59	1	51	21	8.7
24	CHATMAN, Isaac	31-29	848	27.4	80-158	.506	25-66	.379	35-60	.583	27	103	130	4.2	90	2	28	26	7.1
02	NELSON, Ja'Cor	31-25	757	24.4	84-178	.472	7-33	.212	37-76	.487	36	72	108	3.5	71	4	72	52	6.8
11	WHITFIELD, Jordan	28-1	613	21.9	49-114	.430	21-63	.333	16-20	.800	10	46	56	2.0	40	1	58	25	4.8
00	SPENCER, Trey	29-7	564	19.4	44-144	.306	29-104	.279	9-13	.692	16	35	51	1.8	39	1	29	25	4.3
21	CLUXTON, Brooks	22-1	205	9.3	19-30	.633	0-0	.000	13-22	.591	19	28	47	2.1	22	0	13	12	2.3
04	SAUNDERS, Noah	14-1	114	8.1	7-23	.304	3-17	.176	8-10	.800	3	16	19	1.4	16	0	1	4	1.8
12	CUADRA, Jon Ander	6-1	41	6.8	8-15	.533	2-7	.286	0-2	.000	1	12	13	2.2	5	0	1	3	3.0
10	STAJCIC, Milos	12-0	60	5.0	5-14	.357	2-7	.286	2-6	.333	3	3	6	0.5	16	0	2	6	1.2
01	CLEMONS, Ricky	3-0	22	7.3	3-6	.500	1-1	1.000	1-2	.500	1	2	3	1.0	0	0	3	1	2.7
13	PHENICIE, Billy	2-0	3	1.5	0-0	.000	0-0	.000	3-3	1.000	0	0	0	0.0	1	0	0	0	1.5
20	GROSS, Dan	4-0	8	2.0	1-4	.250	0-2	.000	0-0	.000	0	2	2	0.5	0	0	1	0	0.5
05	BURNETTE, Austin	1-0	11	11.0	0-2	.000	0-1	.000	0-0	.000	0	4	4	4.0	0	0	1	0	0.0
Team											28	46	74		1		10		
Total.....		32	6424		840-1843	.456	307-892	.344	439-579	.758	261	761	1022	31.9	511	14	469	325	75.8
Opponents.....		32	6426		775-1739	.446	252-718	.351	442-600	.737	285	822	1107	34.6	557	-	401	434	70.1

TEAM STATISTICS	CAMPBELL	OPP	Date	Opponent	Score	Att.
SCORING	2426	2244	11/06/18	UNCW	Wot 97-93	2416
Points per game	75.8	70.1	11/09/18	COASTAL CAROLINA	L 75-85	1757
Scoring margin	+5.7	-	11/12/18	at Ohio	L 73-81	4312
FIELD GOALS-ATT	840-1843	775-1739	11/16/18	vs Florida A&M	w 66-59	1169
Field goal pct	.456	.446	11/18/18	vs Austin Peay	w 78-72	1425
3 POINT FG-ATT	307-892	252-718	11/24/18	at Georgetown	L 85-93	6788
3-point FG pct	.344	.351	11/29/18	TRINITY BAPTIST	w 79-29	1341
3-pt FG made per game	9.6	7.9	12/04/18	at Abilene Christian	L 68-83	1048
FREE THROWS-ATT	439-579	442-600	12/13/18	CENTRAL PENN	w 100-53	1236
Free throw pct	.758	.737	12/18/18	THE CITADEL	L 76-82	1586
F-Throws made per game	13.7	13.8	12/21/18	vs Austin Peay	L 75-88	189
REBOUNDS	1022	1107	12/22/18	vs Alabama State	w 70-69	110
Rebounds per game	31.9	34.6	12/29/18	at Miami (FL)	L 62-73	6789
Rebounding margin	-2.7	-	01/02/19	ALLEN	w 95-48	1113
ASSISTS	469	401	* 01/05/19	GARDNER-WEBB	w 72-61	1983
Assists per game	14.7	12.5	* 01/10/19	WINTHROP	L 86-90	2704
TURNOVERS	325	434	* 01/16/19	at UNC Asheville	w 70-53	1528
Turnovers per game	10.2	13.6	* 01/19/19	at Charleston Southern	w 73-72	727
Turnover margin	+3.4	-	* 01/24/19	PRESBYTERIAN	w 77-73	1783
Assist/turnover ratio	1.4	0.9	* 01/26/19	at Hampton	L 58-64	5412
STEALS	209	178	* 01/30/19	at Radford	w 68-67	2208
Steals per game	6.5	5.6	* 02/02/19	LONGWOOD	w 83-62	2619
BLOCKS	103	64	* 02/07/19	at High Point	L 56-57	1511
Blocks per game	3.2	2.0	* 02/09/19	USC UPSTATE	w 82-66	2575
ATTENDANCE	35132	36428	* 02/13/19	HAMPTON	w 87-84	1678
Home games-Avg/Game	16-2196	12-2795	* 02/16/19	at Presbyterian	L 71-76	1003
Neutral site-Avg/Game	-	4-723	* 02/21/19	HIGH POINT	w 61-48	2952
			* 02/23/19	at Longwood	w 74-72	1482
			* 02/27/19	at USC Upstate	w 85-73	727
			* 03/02/19	RADFORD	w 64-62	3351
			03/07/19	HAMPTON	w 86-77	2948
			03/08/19	GARDNER-WEBB	L 74-79	3090

* - Conference game



2018-19
20-12
Big South
12-4
Streak
L1

Last 5 Games
@Longwood* W 74-72
@USC Upstate* W 85-73
RADFORD* W 64-62
HAMPTON \$ W 86-77
GARDNER-WEBB \$ L 74-79

Next 5 Games
3/19 @UNCG (NIT)



Head Coach
Kevin McGeehan
(6th year)

Campbell
Spot Chart

0
2
3
4
5
10
11
12
15
21
22
24
25



Trey SPENCER • G • 6-4 • 180 • Jr. • Grenada, Miss. • Holmes CC

	MIN	PTS	REB	APG	FG%	FT%
'18-19	19.4	4.3	1.8	1.0	.306	.692
BSC	13.6	2.1	1.1	0.5	.238	.800
Career	19.4	4.3	1.8	1.0	.306	.692

- 29 GP, 1 GS; Season-high 15 points (4-9 3FG) vs Austin Peay (12/21)
- 11 pts vs Florida A&M (11/16) & Central Penn (12/13); Season-hi 5 asst vs Austin Peay & Citadel
- 2X all-state, all-region at Holmes (Miss.) CC; Avg. 13.9 ppg, 2.1 apg in '17-18



Ja'Cor NELSON • G • 6-3 • 185 • So. • Hopkins, S.C • Lower Richland

	MIN	PTS	REB	APG	FG%	FT%
'18-19	24.4	6.8	3.5	2.3	.472	.487
BSC	26.1	6.8	4.0	2.4	.512	.667
Career	16.9	4.5	2.4	1.4	.463	.480

- 9th Big South steals (1.4); 31 GP, 25 GS; Double figure pts 8X; 18 pts (6-7 FG), 5 asst vs Upstate
- Career-high 21 pts vs Central PA; Career-hi 6 asst at UNCA, 9 reb at Radford, 5 stl vs Trinity Bapt
- 17 pts (8-9 FG), 4 asst at Upstate (2/27); Avg. 1.9 ppg, 1.3 rpg in 28 GP in '17-18; "juh-CORE"



Chris CLEMONS • G • 5-9 • 185 • Sr. • Raleigh, N.C • Millbrook

	MIN	PTS	REB	APG	FG%	FT%
'18-19	36.6	30.0	5.1	2.9	.448	.870
BSC	37.5	30.7	4.3	2.8	.426	.896
Career	34.1	24.8	4.5	2.6	.444	.852

- 1st NCAA ppg; 92X 20+pt; 30X 30+pt games; 3193 career pts - Big South record, 4th all-time D1
- Big South POTY; 114-gm Double fig pt strk (longest active D1); Gore Arena rec. 48 pt v Hampton(2/13)
- 4X 40+ pts in '18-19; BSC & CU record 51 pts vs UNCA (3/2/17); 3rd-team All-American (USBWA)



Noah SAUNDERS • G-F • 6-6 • 195 • Jr. • Pittsburgh, Pa. • Cuesta College

	MIN	PTS	REB	APG	FG%	FT%
'18-19	8.1	1.8	1.4	0.1	.304	.800
BSC	5.9	1.4	1.0	0.0	.250	.667
Career	8.1	1.8	1.4	0.1	.304	.800

- 14 GP, 1 GS; Season highs of 7 points (4-4 FT), 6 rebounds, 2 steals vs. Allen (1/2)
- 5 points vs. Central Penn (12/13); 2 points, 2 rebounds vs. Trinity Baptist (11/29)
- 2X all-conf at Cuesta (Calif.) Coll.; Grandfather (Raymond Saunders) played MBB at Penn State



Austin BURNETTE • F • 6-7 • 220 • So.-R • Raleigh, N.C. • Hargrave Military

	MIN	PTS	REB	APG	FG%	FT%
'18-19	11.0	0.0	4.0	1.0	.000	-
BSC	-	-	-	-	-	-
Career	7.0	1.0	1.2	0.4	.290	.750

- Season-ending knee surgery in Feb.; 1GP; 4 rebounds in 11 min vs. Trinity Baptist (11/29)
- DNP (INJ) in '17-18; Played in 24 gm as freshman; Career-high 5 pts (2X), 4 reb (3X)
- 4 pt, 4 reb, 2 asst in OT win vs Colgate (12/3/16); 5 pts, 4 reb, 3 asst vs Bridgewater (11/15/16)



Milos STAJCIC • C-F • 6-10 • 228 • Fr. • Belgrade, Serbia • Freedom Christian

	MIN	PTS	REB	APG	FG%	FT%
'18-19	5.0	1.2	0.5	0.2	.357	.333
BSC	4.6	1.0	0.6	0.3	.429	-
Career	5.0	1.2	0.5	0.2	.357	.333

- 12 GP; Season-high 5 points at Longwood (2/21); 2 assists vs Longwood (2/2)
- Missed 8 games due to injury; 5 points, 2 rebounds vs. Allen (1/2)
- Avg 13 ppg, 8 rpg, 3 apg in '18; All-State and all-conference; "ME-lowsh STAH-chitch"



Jordan WHITFIELD • G • 6-1 • 175 • So. • Raleigh, N.C. • Millbrook

	MIN	PTS	REB	APG	FG%	FT%
'18-19	21.9	4.8	2.0	2.1	.430	.800
BSC	23.8	4.8	2.0	1.8	.444	.818
Career	19.4	3.9	1.8	1.7	.425	.806

- Career-high 13 pts vs Hampton (3/7) & Gardner-Webb (1/5); 6 double figure scoring games
- 28 GP; missed 4-INJ; Career-hi 6 asst vs Presbyterian (1/24); 58 assists - 25 TOs this year
- GW FTs with 4.6 sec left vs. Radford (3/2); Older brother Shane played at CU 2015-18



Jon Ander CUADRA • F • 6-8 • 210 • Sr. • Vitoria-Gasteiz, Spain • Canarias

	MIN	PTS	REB	APG	FG%	FT%
'18-19	6.8	3.0	2.2	0.2	.533	.000
BSC	1.5	0.0	0.5	0.0	.000	-
Career	5.4	3.2	1.6	0.1	.630	.611


- 6 GP in '18-19; 3X Big South Conference Presidential Honor Roll member; 23 career GP
- Season-hi 11 pts + career-hi 8 reb vs Central Penn Career-hi 14 pts vs Columbia Intl. (11/13/18)
- 1st career start on Senior Day (3/2); Former Spanish U-15 national team member; "KWAH-druh"



LaDarius KNIGHT • G-F • 6-5 • 190 • Fr. • Ashford, Ala. • Ashford

	MIN	PTS	REB	APG	FG%	FT%
'18-19	-	-	-	-	-	-
BSC	-	-	-	-	-	-
Career	-	-	-	-	-	-

- Red-shirt candidate; Has not played in a game this season; "luh-DARE-ee-us"
- Chosen for Alabama-Mississippi All-Star Game; 24.7 ppg, 8.6 rpg, 3.7 bpg, 3.6 apg in '17-18
- 3X 4-A all-state choice (2X first-team) at Ashford; 2519 career pts, 7th - Alabama HS history



Brooks CLUXTON • F • 6-8 • 195 • So. • Oviedo, Fla. • The Master's Academy

	MIN	PTS	REB	APG	FG%	FT%
'18-19	9.3	2.3	2.1	0.6	.633	.591
BSC	3.3	0.5	0.6	0.1	.400	-
Career	8.7	2.1	2.4	0.5	.585	.452


- 22 GP, 1 GS; 8 points + season-high 9 rebounds in 22 minutes vs. Allen (1/2)
- Career-high 9 pts vs Trinity Baptist (11/29); Career-high 4 blk vs Central Penn (12/13) in 1st start
- Played in 7 games in '17-18; Career-high 10 reb vs CIU (11/13/17); Grew a foot while in HS



Cory GENSLER • G • 6-4 • 200 • Jr. • Cary, N.C. • Cary

	MIN	PTS	REB	APG	FG%	FT%
'18-19	31.5	8.7	4.1	1.6	.468	.750
BSC	33.0	8.3	4.1	1.4	.467	1.000
Career	30.8	7.7	4.2	1.4	.448	.707

- 31 GS; Career-high 25 pt (10-13 FG, 5-7 3FG) vs Austin Peay; Jamaica Classic All-Tour. team
- Only 21 TO this yr; 20 pt (4-6 3FG) vs G-Webb (3/8); Career hi 11 reb, 6 steals at ECU (12/4/17)
- 2X Big South All-Academic Team ('18, '19); GW jumper (0.9 left) vs New Orleans in 2018 CBI



Isaac CHATMAN • F • 6-6 • 185 • Fr. • Jasper, Ala. • Jasper

	MIN	PTS	REB	APG	FG%	FT%
'18-19	27.4	7.1	4.2	0.9	.506	.583
BSC	26.3	6.0	3.7	0.8	.514	.500
Career	27.4	7.1	4.2	0.9	.506	.583

- 31 GP, 29 GS; Leads team - 40 charges taken; Career-high 18 pt, 9 reb vs. Gardner-Webb (3/8)
- Season-hi 9 reb vs Austin Peay (12/21) & Hampton (1/26); Big South Fr of Week (11/12)
- 4X 1st-team all-state; Ala. POTY in '17-18; 8th all-time pts (2485) Ala. HS history



Andrew EUDY • C-F • 6-7 • 215 • Sr. • Lebanon, Pa. • Fork Union Military Acad.

	MIN	PTS	REB	APG	FG%	FT%
'18-19	32.2	11.9	6.8	3.6	.513	.863
BSC	34.6	13.3	7.6	3.9	.478	.896
Career	23.4	7.2	4.9	2.2	.510	.781

- .425 3FG%; Career-high 30 pt vs Presbyterian (1/10); double-fig pt 21X (16 of last 21); "YOU-dee"
- 2nd-team All-BSC; 2nd BSC bpg (1.4), 56th rpg, 6th apg; 1st CU career blk (198); 7 double-doubles
- Career-hi 15 reb vs HPU (2/21); Career-hi 6 BS v HBU (2017); Career-hi 8 asst vs Longwood (2018)

1

Ricky CLEMONS
G • 6-2 • Fr.
Rolesville, N.C.



13

Billy PHENICIE
G • 6-3 • So.
The Woodlands, Texas



20

Dan GROSS
G • 6-2 • Fr.
Thomasville, N.C.

