



CAMPBELL

2010 BASEBALL



INSIDE

CONTENTS

Table of Contents / Quick Facts	1
Season Outlook	2-4
2010 Schedule	4
2010 Roster	5
Player Profiles	6-14
Head Coach Greg Goff	15
Assistant Coaches	16
2009 Statistics	17
2009 Results	18
Year-by-Year Results	19-26
All Time Roster	27-28
Single Game Records	29
Single Season Team and Individual Records	30
Single Season Records	31-32
Career Records	33
Honors and Awards	34-35
Record vs. All Opponents	36-37
Support Groups	38
Atlantic Sun	39
Adidas	40



CREDITS

Editor.....Christopher Bell
 Editorial Assistance.....Stan Cole, Jason Williams, Joe Prisco
 Photography.....Bennett Scarborough, Todd Scarborough, Will Bratton
 Todd Drexler, L. Scott Mann, Mike Cox and Wesley Jackson

QUICK FACTS

GENERAL

LocationBuies Creek, N.C.
 FoundedJanuary 5, 1887
 Enrollment6834 (all campuses), 3034 (main campus undergrad.)
 President..... Dr. Jerry M. Wallace (East Carolina, '56)
 Athletic Director..... Stan Williamson (Louisiana Tech, '85)
 Conference.....Atlantic Sun (A-Sun)
 Affiliation.....NCAA Division I
 School Colors Orange & Black
 Nickname Fighting Camels
 Stadium..... Taylor Field
 Press Box Phone..... 910.814.4781
 Dimensions.....337 LF, 368 LCF, 395 CF, 375 RCF, 328 RF
 Capacity/Surface 1000/Grass
 Athletics Department Phone: 910.893.1327

COACHING STAFF

Head Coach..... Greg Goff (Delta State, '94)
 E-Mail goffg@campbell.edu
 Office Phone 910.893.4335
 Record at Campbell.....48-61 (3 years)
 Overall Record 200-145 (7 years)
 Assistant Coach.....Justin Haire (Henderson State, '07)
 Email.....hairej@campbell.edu
 Assistant Coach..... Aubrey Blackwell (Montevello, '04)
 Email.....blackwella@campbell.edu
 Volunteer Assistant Coach.....John Caddell (USC Upstate, '07)

TEAM HISTORY

First Year 1963
 Overall Record 846-1068-6
 Most Wins.....33 (2001)
 Most Losses.....45 (2007)
 Last NCAA Appearance..... 1990

MEDIA INFORMATION

Baseball ContactChristopher Bell
 E-Mailbcbell0918@email.campbell.edu
 Office Phone.....910.893.1331
 Cell Phone 252.455.1108
 Associate A.D. / Media Services.....Stan Cole
 E-Mail cole@campbell.edu
 Office Phone.....910.893.1369
 SID Fax 910.893.1330
 Website www.GoCamels.com
 Mailing AddressP.O. Box 10, 78 Dr. McKoy Rd.
 Buies Creek, N.C. 27506

TEAM INFORMATION

2009 Overall Record.....27-24
 Home Record 14-14
 Road Record 13-10
 2009 A-Sun Record.....7-19 (11th)
 Starters Returning/Lost.....7/2
 Letter winners Returning/Lost.....17/6

A Look Ahead at the 2010 Camels

Since head coach Greg Goff's arrival on campus his goal for the Campbell baseball program has been simple; win more than you lose. In just two years Goff and his program have been able to accomplish that. In the process of achieving that the Fighting Camels did things in 2009 that hasn't been seen before at Taylor Field and wasn't seen in the NCAA.

Now for Goff and his program it is on to stage two of the rebuilding process, qualifying and winning an Atlantic Sun Championship.

Much has been made over the offseason about the accomplishments of Ryan Hamme, Chris Bangi, Zach Johnson and Ellis Lowe. For the departed senior Hamme, he was responsible for breaking records such as the single season batting average by a left-hander, setting the career sacrifice flies mark, the career hit by pitch milestone as well as pacing the NCAA in doubles hit per contest.

Bangi broke the single season record for hit by pitch, a category that he also led the NCAA in. Johnson, broke the single season doubles milestone as well as the mark for extra base hits in the season, the senior from Smithfield also paced the NCAA in doubles hit as well. For Lowe he posted the most hits by a Fighting Camel ever in a single season.

The good news for the Campbell coaching staff is that three out of the four will be back for another campaign in the Orange and Black.

"It all starts with our senior leadership, and having two guys like Zach Johnson and Chris Bangi back as seniors is going to be a huge help for our team," said Campbell head coach Greg Goff. "We look to those guys to lead us, along with our other senior returners, as we continue to raise expectations and demand more from the players in our program. Then, you look to Ellis Lowe who has been a consistent performer for us for two years to continue to do exactly what he has done thus far in his career. We aren't asking him to be someone he isn't; we just need him to continue to be the consistent grinder that he has been the last two years, while being a more vocal leader on the field."

The departure of Hamme will be the most noticeable for Campbell fans. The senior from Wilmington was drafted in the 31st round of the MLB Draft to the Chicago White Sox and in the process became the first Camel since 2003 (Derek Barrows) to be selected in the draft.

For Goff and his staff the recruiting for 2010 has focused on rebuilding of the pitching staff. "In

this recruiting cycle, our second full one since arriving on campus, we put a major emphasis on getting more quality arms into our system," Coach Goff stated. "We have had a couple of solid arms each year, but I feel that for the first time since I have been here we have ten or twelve guys that I really have confidence in to go out there and compete on the mound every day."

"And, if you are going to contend for a conference championship you need guys that are going to be able to match up on the weekends, and give our offensive system a chance to win us games in the last three innings," Goff continued. "I feel like this pitching staff has that potential, I feel like we are going to defend the field better, and I feel like in order to be where we want to be at the end of the year we are going to have to fire on all three cylinders (offense, defense, and pitching) more consistently."

Catchers

With the departure of Stephen Parsons the majority of the starts behind the plate will be going to Bryan Braswell. The senior from Rocky Mount split starts with Parsons in 2009, starting in 28 contests, batted .318 with four doubles to go along with two home runs. Behind Braswell on the depth chart will be fellow returnee Chaz Sessoms who played in 16 contests last season.

In the form of newcomers to the position Campbell will look to develop two recruits; Blake Boyce and Ben Fish. Boyce, a 6-4, 230 pound freshman from Virginia Beach, Virginia, comes in having had a decorated high school career for First Colonial High. The Under Armour All-American batted .468 with 28 RBI and five home runs during his senior season. Following that campaign Boyce was selected to First Team All-Tidewater, All-Eastern Region, All-State as well as being rated the best catching prospect in the state of Virginia.

Ben Fish comes to Campbell after graduating from Rocky Mount High. The freshman was selected to All-State honors as well after leading the Gryphons to a 67-14 record as well as a state championship in 2008. Fish batted .380 for his career with a .427 average during his senior campaign. He also registered three home runs, 28 RBI and scored 20 runs during his final high school season.

Infielders

The infield has stayed stable for the 2009 season. The only change that will occur is the welcoming of Alan Denman to the Campbell lineup at first base. Denman, a junior college transfer from USC Sumter will provide an



Ellis Lowe leads all Campbell returners with a .404 batting average in 2009. (photo by Bennett Scarborough)

A Look Ahead at the 2010 Camels

immediate impact in the batting order, as he led the Fire Ants in batting average, doubles, hits, at bats and placed second on the team in RBI.

To round out the infield Campbell will welcome back All-Conference performer Ellis Lowe to second base, Kevin Nelson to shortstop and Alex Aycoth to third base. With the returning of Aycoth, Lowe and Nelson they bring back an combined batting average of .368 and committed just 22 errors in 51 games. Lowe was selected by fellow coaches around the Atlantic Sun as the best defensive infielder in the conference.

Also vying for playing time will be returners Bryce Grady, Josh Holskey and DJ Johnson. Josh Holskey will be utilized at first base or the designated player position after batting .389 during his freshman campaign. DJ Johnson will look to play the middle infield positions as well as third base as the senior from Winston-Salem batted .325 last season.

In the form of newcomers Campbell will look to David Rivera, Noah Zipko and Kyle Brandenburg to get playing time in the infield dirt. Rivera comes in from Upland, California where the freshman saw most of his honors come from the pitching mound.

Zipko comes in having completed his prep career at Tallawanda High in Oxford, Ohio. The freshman was named to Honorable Mention All-State after batting .420 with three home runs and collecting 39 RBI in 2009. Brandenburg will look to fill the void at third base after batting .481 with 14 extra base hits and committing just one error in the field for his senior campaign at Ragsdale High School.

Outfield

The Campbell will have a familiar look to it as well as Campbell welcomes back Chris Bangi to left field and Zach Johnson to right.

The likely newcomer to center field will be Cameron Nelson. Nelson, a junior college transfer from South Florida Community College, will provide a spark in the form of speed for the Fighting Camels. He completed his career at South Florida CC batting .275 with ten extra base hits.



Zach Johnson led the nation in doubles hit in 2009. (photo by Bennett Scarborough)

Playing time will also be distributed to Colin Parker and Logan Self. Parker last season saw most of his playing time in the outfield come as strictly a defensive replacement but was solid in those outings as he only made one error in his 29 appearances.

Logan Self marks another new player to the Campbell lineup. The freshman from Greensboro collected eight extra base hits while batting .458 during his senior campaign at Wesleyan Christian Academy. Self was also successful on the mound as the righty pitched his way to a 1.58 ERA with a 7-2 record.

Pitching

The weekend starting rotation will have its two workhorses back in Jeff Rydman and Logan Davis. Rydman, a lefty out of Gladstone, Missouri, commanded a 5-1 record over 64.2 innings while registering a 5.43 ERA. Rydman also pitched one of the two complete games for the Fighting Camels last season.

For Logan Davis he pitched his way to a 6-2 record over 66.1 innings pitched while registering a 6.78 ERA in his first season in the Orange and Black. Davis will likely be the game three starter on the weekends with Rydman getting the nod in game one.

To fill that void in the game two spot will most likely be Frank Zier. Zier, a sophomore junior college transfer from Frederick Community College, pitched 33 innings while striking out 28 while only walking nine opposing batters.

In the form of relief, Campbell will look to many different pitchers in order to get victories in the middle innings. Campbell welcomes in six new pitchers with Ben Brown, Corey Carver, Clinton Ingram, Matt Marksberry, Ryan Mattes, Matt Sergey and Joe Wagstaff.

Ben Brown comes in having pitched at Iowa Western Community College, one of the premier junior colleges in the nation, during his final campaign he pitched his way to a 7-2 record with 55 strikeouts in 58.1 innings pitched. Corey Carver comes in after a two year career at Pitt Community College. The junior from Fuquay-Varina pitched in 14.2 innings and only gave up two earned runs for a 0.62 ERA during his sophomore campaign.

A Look Ahead at the 2010 Camels

Clinton Ingram comes in as a freshmen to the Creek as he helped Wesleyan Christian Academy to the state championship in 2008 and the state runner up in 2009. Ingram pitched his way to a 6-1 record with a 2.40 ERA during his senior campaign. Matt Marksberry comes in after completing his prep career at Glen Este High in Cincinnati, Ohio. Marksberry was selected to 2nd team All-State following his senior campaign after pitching to an 8-1 record with an ERA under two.

Ryan Mattes is another right handed pitcher coming to the Creek after pitching at Cox High School in Virginia Beach, Virginia. He pitched his way to an 11-3 record with a 1.50 ERA and those stats earned him an All-Tidewater and All-Beach selection following the 2009 campaign.

Matt Sergey is a junior college transfer coming to Campbell from Broward College. In his sophomore campaign the righty pitched 43.1 innings in eleven contests and posted a 3.95 ERA in those outings. Joe Wagstaff marks the second pitcher coming in courtesy of Louisburg College. The righty from Zebulon pitched in 12 contests and pitched in 59.1 innings, he registered a 5.61 ERA, while striking out 63 batters and only walked 23 during those contests for the Hurricanes.

In the form of returners Campbell will look to some steady arms for relief; returners such as Parker Fleming, Richie Gaito, Ethan Meiggs, Dan Gardo, Jonathon Lopez, and Luke Pritchett.

Parker Fleming registered his first career victory in his first start in a Campbell uniform at North Carolina Central on March 11, 2009. He finished the 2009 campaign with a 2-1 record and a 5.12 ERA in 15 appearances last year.

Jonathon Lopez was the left handed workhorse last season coming out of the bullpen in 2009. Dan Gardo will likely move to the closer role for the Fighting Camels as the lefty from West Chester, Penn., finished the 2009 season in the closer role and registered three saves including the save at North Carolina State on May 1st.



The Camels posted 27 wins in 2009; the most for the program since 2001 (31).

2010 Schedule

Date	Opponent	Time
2/19	UNC ASHEVILLE	4:00 p.m.
2/20	UNC ASHEVILLE	1:00 p.m.
	UNC ASHEVILLE	4:00 p.m.
2/23	at North Carolina State	3:00 p.m.
2/26	at North Carolina A&T	3:00 p.m.
2/27	NORTH CAROLINA A&T	1:00 p.m.
	NORTH CAROLINA A&T	4:00 p.m.
3/2	XAVIER	6:00 p.m.
3/3	UNC WILMINGTON	6:00 p.m.
3/5	SAVANNAH STATE	4:00 p.m.
3/6	SAVANNAH STATE	1:00 p.m.
	SAVANNAH STATE	4:00 p.m.
3/9	LASALLE	6:00 p.m.
3/10	LASALLE	4:00 p.m.
3/12	at Mercer*	6:00 p.m.
3/13	at Mercer*	1:00 p.m.
	at Mercer*	4:00 p.m.
3/16	MARYLAND EASTERN SHORE	4:00 p.m.
3/17	MARYLAND EASTERN SHORE	4:00 p.m.
3/19	KENNESAW STATE*	6:00 p.m.
3/20	KENNESAW STATE*	1:00 p.m.
	KENNESAW STATE*	4:00 p.m.
3/23	NORTH CAROLINA STATE	6:00 p.m.
3/26	at North Florida*	7:00 p.m.
3/27	at North Florida*	1:00 p.m.
	at North Florida*	4:00 p.m.
3/30	NORFOLK STATE	6:00 p.m.
4/1	at Stetson*	6:30 p.m.
4/2	at Stetson*	1:00 p.m.
	at Stetson*	4:00 p.m.
4/7	at UNC Wilmington	6:00 p.m.
4/9	FLORIDA GULF COAST*	6:00 p.m.
4/10	FLORIDA GULF COAST*	1:00 p.m.
	FLORIDA GULF COAST*	4:00 p.m.
4/13	at East Carolina	6:00 p.m.
4/16	at USC Upstate*	6:00 p.m.
4/17	at USC Upstate*	1:00 p.m.
	at USC Upstate*	4:00 p.m.
4/20	EAST CAROLINA	6:00 p.m.
4/23	EAST TENNESSEE STATE*	6:00 p.m.
4/24	EAST TENNESSEE STATE*	1:00 p.m.
	EAST TENNESSEE STATE*	4:00 p.m.
4/30	NORTH CAROLINA CENTRAL	6:00 p.m.
5/1	at North Carolina Central	2:00 p.m.
	at North Carolina Central	5:00 p.m.
5/7	LONGWOOD	6:00 p.m.
5/8	LONGWOOD	1:00 p.m.
	LONGWOOD	4:00 p.m.
5/11	at Norfolk State	6:00 p.m.
5/14	at Belmont*	3:00 p.m.
	at Belmont*	6:00 p.m.
5/15	at Belmont*	2:00 p.m.
5/18	at Longwood	6:00 p.m.
5/20	LIPSCOMB*	6:00 p.m.
5/21	LIPSCOMB*	1:00 p.m.
	LIPSCOMB*	4:00 p.m.
5/26-29	Atlantic Sun Championships (Nashville)	TBA

2010 Fighting Camels

No.	Name	Pos.	B/T	Ht.	Wt.	Cl.	Hometown / Previous School
1	Kevin Nelson	INF	R/R	5-8	155	Sr.	Sunrise, Fla. (Volunteer State CC)
2	Colin Parker	OF/LHP	L/L	5-8	160	Jr.	Princeton, N.C. (Princeton HS)
4	Zach Johnson	OF	R/R	6-1	190	Sr.	Smithfield, N.C. (Smithfield-Selma HS)
6	Bryce Grady	INF	R/R	5-11	165	RFr.	Kinston, N.C. (North Lenoir HS)
7	DJ Johnson	INF	S/R	5-7	160	Sr.	Winston-Salem, N.C. (Louisburg College)
8	Ellis Lowe	INF	R/R	6-1	190	Jr.	San Diego, Calif. (San Marcos HS)
10	Corey Carver	RHP	R/R	6-0	178	Jr.	Fuquay-Varina, N.C. (Pitt CC)
11	Bryan Braswell	C	R/R	6-1	208	Sr.	Rocky Mount, N.C. (Northern Nash HS)
12	Logan Davis	RHP	R/R	6-1	190	Sr.	Ft. Cobb, Okla. (Redlands CC)
13	Richard Gaito	RHP	R/R	6-3	200	RSo.	Cliffside Park, N.J. (Cliffside Park HS)
14	Ben Brown	RHP	R/R	6-0	170	Jr.	Omaha, Neb. (Iowa Western CC)
15	Chris Bangi	INF	R/R	5-9	190	Sr.	Jacksonville, Fla. (Marion Military Institute)
16	Parker Fleming	RHP	R/R	6-1	177	So.	Lexington, S.C. (Lexington HS)
17	Cameron Nelson	OF/LHP	L/L	6-0	185	Jr.	Coral Springs, Fla. (South Florida CC)
18	Frank Zier	RHP	R/R	6-3	195	So.	Frederick, Md. (Frederick CC)
19	Matt Sergey	RHP	R/R	6-4	190	Jr.	Fort Lauderdale, Fla. (Broward College)
20	Kyle Brandenburg	UTL	R/R	6-2	180	Fr.	Greensboro, N.C. (Ragsdale HS)
21	Noah Zipko	IF	R/R	6-1	180	Fr.	Oxford, Ohio (Tallawanda HS)
22	David Rivera	IF/RHP	R/R	6-1	180	Fr.	Upland, Calif. (Claremont HS)
23	Alan Denman	INF/OF	R/R	6-3	200	Jr.	Beaver Falls, Pa. (USC Sumter)
24	Daniel Gardo	LHP	L/L	6-4	215	RJr.	West Chester, Pa. (Henderson HS)
25	Logan Self	RHP/OF	R/R	6-2	190	Fr.	Greensboro, N.C. (Wesleyan Christian Academy)
26	Matt Marksberry	LHP	L/L	6-2	185	Fr.	Cincinnati, Ohio (Glen Este HS)
27	Ethan Meiggs	RHP	R/R	6-3	221	RSo.	Camden, N.C. (Camden County HS)
28	Jeff Rydman	LHP	L/L	6-0	170	Sr.	Gladstone, Mo. (Fort Scott CC)
29	Ben Fish	C	R/R	5-11	185	Fr.	Rocky Mount, N.C. (Rocky Mount HS)
30	Alex Aycoth	INF	R/R	6-3	220	Sr.	Sanford, Fla. (Redlands CC)
31	Joe Wagstaff	RHP	R/R	6-5	210	Jr.	Zebulon, N.C. (Louisburg College)
32	Blake Boyce	C	R/R	6-4	230	Fr.	Virginia Beach, Va. (First Colonial HS)
33	Chaz Sessoms	C	R/R	5-8	202	Jr.	Rockingham, N.C. (Lenoir CC)
34	Jonathan Lopez	LHP	L/L	6-0	200	Sr.	Vineland, N.J. (Wallace-Hanceville CC)
35	Ryan Mattes	RHP	R/R	6-6	170	Fr.	Virginia Beach, Va. (Cox HS)
37	Josh Holskey	INF	R/R	6-2	220	So.	Roanoke, Va. (Lord Botetourt HS)
38	Clinton Ingram	RHP	R/R	6-5	185	Fr.	Greensboro, N.C. (Wesleyan Christian Academy)
40	Luke Pritchett	RHP	R/R	6-5	230	RFr.	Atlantic Beach, Fla. (Oak Hall Academy)


Head Coach: Greg Goff (Delta State, '94)

Assistant Coaches: Justin Haire (Henderson State, '07), Aubrey Blackwell (Montevallo, '04)

Volunteer Assistant: John Caddell (USC Upstate, '07)

Graduate Assistant: Stephen Parsons (Campbell '09)

Player Profiles



**Alex
Aycoth**


30

**Senior / Infielder
Sanford, Fla. / Redlands CC**

2009: Started in 46 contests for Campbell... Batted .297 with 12 doubles and 50 RBI... Hit his first career home run against NC State on May 2... Registered a career and season high with four hits on February 25th against UNCG... Went 3 for 4 against ECU with a double and an RBI.

Redlands CC: Named to 2008 NJCAA All-Region 2 First Team... Batted .451 with 72 RBI, 12 home runs and 18 doubles during sophomore year.

Prep/Personal: A 2006 graduate and two year letter winner for Colleyville Heritage High School... Alex Bradley Aycoth is the son of Sam and Jeri Aycoth... Born September 24, 1987 in Birmingham, Ala... Has a younger sibling, Austin... Major is business administration.



**Chris
Bangi**

15

**Senior / Outfielder
Jacksonville, Fla. / Marion Military**

2009: Played in 46 contests, started 45 for the Fighting Camels and was a staple in the outfield... Led the Atlantic Sun and the NCAA in hit by pitch with 30... Batted .329 with six doubles, a triple, and four home runs... Led the team in on base percentage with .538... Second on the team in stolen bases with 18 swipes... Registered three hits versus North Florida on March 30th and at Lipscomb on May 9th... Registered 10 multiple hit by pitch contests.

Marion Military Institute: Played two seasons with the Tigers, earning second team All-Alabama Community College honors his sophomore season... Finished both seasons with a .400 batting average and 10+ doubles each season...



**Bryan
Braswell**

11

**Senior / Catcher
Rocky Mount N.C. / Northern Nash**

2009: Batted .318 with four doubles, two home runs and 15 RBI... Played in 28 contests and started in 22 of those at catcher... Committed only one error for the campaign... Registered three RBI in a 14-4 win against Dayton on March 18... Set season high mark for hits with three in a 14-7 victory against Belmont on April 10...

2008: Batted .231 with two extra base hits and eight RBI... Also pitched for the Fighting Camels as he pitched 19.1 innings and posted a 6.05 ERA through those contests... Best offensive outing was a 2-for-3 performance with two RBIs in a 10-4 win over North Florida on April 5...

2007: Saw action in 30 games, starting 27 at catcher for the Camels... Batted .198 with 16 hits and three RBI... Had three multiple hit games... Threw out multiple base-stealers three times (Feb. 9 vs. Charlotte, Feb. 17 vs. UNC Asheville and March 2 vs. Seton Hall)... Recorded first career hit against Charlotte on Feb. 10.

Prep (Northern Nash): A 2006 graduate of Northern Nash High School in Rocky Mount, N.C. ... Was a three-time letter winner in baseball for the Knights ... Was an All-Conference and All-State selection his senior year ... Was ranked 24th best recruit in North Carolina on the Impact Baseball list ... Batted .315 his senior year with two home runs and 22 RBI.

Personal: Bryan Charles Braswell is the son of Chuck and Tammy Braswell ... Born November 23, 1987 in Rocky Mount, N.C. ... Has a younger sister, Betsy ... Majoring in sport management.

Alex Aycoth's Career Stats

Year	AVG	GP/GS	AB	R	H	2B	3B	HR	RBI	BB	SO	SB	ATT
2009	.297	46/46	175	38	52	12	0	1	50	24	29	4	9
Totals	.297	46/46	175	38	52	12	0	1	50	24	29	4	9


Chris Bangi's Career Stats

Year	AVG	GP/GS	AB	R	H	2B	3B	HR	RBI	BB	SO	SB	ATT
2009	.329	46/45	140	66	46	6	1	4	36	37	24	18	22
Totals	.329	46/45	140	66	46	6	1	4	36	37	24	18	22

Bryan Braswell's Career Stats

Year	AVG	GP/GS	AB	R	H	2B	3B	HR	RBI	BB	SO	SB	ATT
2007	.198	30/27	81	4	16	1	0	0	3	3	22	1	2
2008	.231	36/16	52	2	12	2	0	0	8	2	8	0	1
2009	.318	28/22	85	19	27	4	0	2	15	14	12	2	4
Totals	.252	94/65	218	25	55	7	0	2	26	19	42	3	7
Year	ERA	W-L	APP	GS	SHO	SV	IP	H	R	ER	BB	SO	
2008	6.05	1-1	13	1	0/0	0	19.1	19	14	13	11	17	
Totals	6.05	1-1	13	1	0/0	0	19.1	19	14	13	11	17	

Player Profiles



**Logan
Davis**

12


**Senior / Pitcher
Ft. Cobb, Okla. / Redlands CC**

2009: Weekend starter for the Fighting Camel pitching staff... Tied for the team lead in appearances with 19 and led the team with six victories on the mound. Started in nine contests, registered 66.1 innings, earned an ERA of 6.78... Struck out 54 while only walking 31... Only weekend starter to hold opponents under a .300 batting clip (.293)... Pitched seven innings while only giving up two hits, one earned run while striking out ten in a 5-10 loss at Jacksonville on April 18.

Redlands CC: Named to 2008 NJCAA All-Region 2 First Team... Played two seasons for Redlands, posted a 10-0 record his sophomore season with a 3.76 ERA and 51 strikeouts.

Prep (Elgin HS): Was a four year letter winner and 2005 graduate of Elgin High School in Elgin, Okla... Earned the Elgin Owls pitcher of the year award during his junior and senior seasons... Helped lead the Owls to a 20-12 record and a district championship during his senior campaign, earning him Honorable Mention All-State accolades... Holds the Elgin HS single season strikeout record (140) and career strikeout record (250)... Also played four years of basketball (2005 defensive player of the year), and was a member of the football and cross country teams.

Personal: Logan Drew Davis is the son of Doug and Lace Davis... Born October 31, 1986 in Stillwater, Okla... Has a younger brother, Landon... Relative of former Cincinnati Reds & New York Yankees player, Paul O'Neill... Majoring in computer science and minor in physical education



**D.J.
Johnson**

7

**Senior / Infielder
Winston-Salem, N.C. / Louisburg Co II.**

2009: Played in 39 contests and started in 23 contests... Posted a .325 batting average in 83 at bats... Registered two doubles and 16 RBI... Went 2 for

Logan Davis' Career Stats

Year	ERA	W-L	APP	GS	SHO	SV	IP	H	R	ER	BB	SO
2009	6.78	6-2	19	9	0/0	0	66.1	76	54	50	31	54
Totals	6.78	6-2	19	9	0/0	0	66.1	76	54	50	31	54

D.J. Johnson's Career Stats

Year	AVG	GP/GS	AB	R	H	2B	3B	HR	RBI	BB	SO	SB	ATT
2009	.325	39/23	83	31	27	2	0	0	16	20	16	6	8
Totals	.325	39/23	83	31	27	2	0	0	16	20	16	6	8

Zach Johnson's Career Stats


Year	AVG	GP/GS	AB	R	H	2B	3B	HR	RBI	BB	SO	SB	ATT
2007	.217	45/37	138	19	30	7	1	0	9	12	44	4	6
2008	.231	58/58	212	35	49	9	1	4	30	11	57	9	13
2009	.380	51/50	200	55	76	29	0	12	61	13	52	10	11
Totals	.282	154/145	550	109	155	45	2	16	100	36	153	23	30

2 with a double and an RBI vs. North Florida on March 30.

Louisburg College: Played two seasons with the Hurricanes, posted a .327 batting average, with 30 RBI and 18 stolen bases during sophomore season.

Prep (RJ Reynolds HS): 2006 graduate of RJ Reynolds High School in Winston-Salem, N.C... Was a three year letter winner for the Demons.

Personal: Carey Dustin Johnson is the son of Dustin and Chris Johnson... Born May 16, 1988 in Winston-Salem, N.C... Has one older sister, Darcy... Majoring in trust management.



**Zach
Johnson**

4

**Senior / Outfielder
Smithfield, N.C. / Smithfield-Selma**

2009: Enjoyed the best offensive output of his career and one of the most prolific offensive seasons in Fighting Camel history... Played in all 51 contests while starting 50... Awarded the Atlantic Sun Player of the Week for the week of February 26th after going 10-of-18 (.556) with three home runs and 11 RBI... Collected his first career multi-home run game against North Carolina A&T on February 24th... In four contests hit multiple doubles with season high of three coming against Stetson on April 24... Collected five RBI twice once against North Carolina A&T on February 24 and against on May 8 at Lipscomb... Notched four hits three times during the season... Led NCAA in doubles hit with 29 and was second to fellow Camel Ryan Hamme in doubles hit per contest... Led the team in home runs (12), second in RBI (61)... Broke the Campbell record for doubles in a single season with 29.

2008: Started all 58 games at shortstop... Finished second on the team in home runs (4), third in RBI (30)... Batted .231 on the season in 212 at bats... Went 2-for-3 with a home run and knocked in four runs in a 10-5 win over Lipscomb on May 16.

2007: Saw action in 45 games, starting 37 at second base for Campbell... Batted .217 with seven doubles and nine RBI... Went 3-for-5 with two runs and two RBI to go along with the game-winning hit vs. #2 North Carolina on April 17... Had a game-winning RBI against East Carolina Feb. 21...

Player Profiles

Scored two runs and smacked two RBI doubles at ETSU on March 30... Had a 3-for-5 performance against UNC Asheville on Feb. 17.

Prep (Smithfield-Selma HS): A 2006 graduate of Smithfield-Selma High School in Smithfield, N.C. ... Was a three-time letter winner for the Spartans ... An All-Conference selection and team defensive MVP his junior and senior seasons ... A State Games selection his junior year ... An East vs. West team selection his senior year ... A three-time Academic All-Conference selection ... Batted .428 with five home runs and 28 RBI his senior year.

Personal: Zachary Ray Johnson is the son of Tim and Debbie Johnson... Born March 25, 1988 in Raleigh, N.C. ... Has one younger sister, Hannah and one younger brother, Christian...A trust management major.



**Jonathon
Lopez**

34

**Senior / Pitcher
Vineland, N.J. / Wallace-Hanceville CC**

2009: Appeared in 18 contests... Posted a 3-4 record with a 9.76 ERA over 27.2 innings... Longest outing of the year came at Alabama A&M on May 11, pitched 3.2 scoreless innings while surrendering four hits, striking out three and walking none.

Wallace-Hanceville CC: Played two seasons at Wallace-Hanceville, Lopez compiled a 4-2 record during freshman season with a 3.35 ERA over 44 innings... Helped team capture 2007 ACCC North Division Championship.

Prep (Delsea Regional HS): 2006 graduate and two year letter winner at Delsea Regional HS in Franklin Township, N.J...Was a two time All-Conference, All-Group III, and All-South Jersey selection...Finished career with a 24-3 record on the hill, including a 12-2 record during senior campaign while batting .405.

Personal: Andre Jonathon Lopez is the son of Andre and Carmen Lopez... Born January 18, 1988 in Washington Township, N.J... Has two younger brothers, Kenny and Chris... Majoring in criminal justice.

Jonathon Lopez's Career Stats

Year	ERA	W-L	APP	GS	SHO	SV	IP	H	R	ER	BB	SO
2009	9.76	3-4	18	0	0/1	0	27.2	52	37	30	19	24
Totals	9.76	3-4	18	0	0/1	0	27.2	52	37	30	19	24

Kevin Nelson's Career Stats

Year	AVG	GP/GS	AB	R	H	2B	3B	HR	RBI	BB	SO	SB	ATT
2009	.409	36/29	110	26	45	5	1	1	16	1	20	11	13
Totals	.409	36/29	110	26	45	5	1	1	16	1	20	11	13

Jeff Rydman's Career Stats

Year	ERA	W-L	APP	GS	SHO	SV	IP	H	R	ER	BB	SO
2009	5.43	5-1	14	11	1/0	0	64.2	97	51	39	29	45
Totals	5.43	5-1	14	11	1/0	0	64.2	97	51	39	29	45



**Kevin
Nelson**

1

**Senior / Infielder
Sunrise, Fla. / Volunteer State CC**

2009: Appeared in 36 contests while starting in 29 all at shortstop... Batted .409 for the season which was 2nd best in the Atlantic Sun... Accumulated seven extra base hits and 16 RBI for the year... Season high four hits came on April 18 at Jacksonville... Solid defensively committing only five errors on the year.

Volunteer State CC: Played one season at Volunteer State, finished with a .313 batting average and 16 RBI.

Prep (Nova-Davie HS): 2006 graduate of Nova Davie High School in Davie, Fla... Three year letter winner and part of the Titans back to back (2005-06) Class 5A state championship teams... Titans finished ranked number one in the nation in 2005 and 2006.

Personal: Kevin Tyler Nelson is the son of Randy and Terri Nelson... Born February 8, 1988 in Hollywood, Fla... Has one sibling, Brooke... Majoring in business administration.



**Jeff
Rydman**

28

**Senior / Pitcher
Gladstone, Mo. / Fort Scott CC**

2009: Appeared in 14 contests and started in eleven... Posted a 5-1 record, with a 5.43 ERA, in 64.2 innings pitched... Struck out 45 opposing batters... Pitched a complete game and recorded the shutout at Florida A&M on March 3 in a 7-0 victory... Struck out a season high eight in a 13-7 win vs. Stetson on April 24... Did not surrender an earned run in four outings... Did not surrender an earned run in first fourteen innings in a Campbell uniform.


Fort Scott CC: Played two seasons with the Greyhounds... Posted an 11-1 record during Freshman campaign, with a 3.92 ERA and 76 strikeouts... Was selected to the NJCAA Region 6 First Team and the All District First

Player Profiles

Team (Central District).

Prep (Oak Park HS): Was a 2006 graduate and three year letter winner at Oak Park High School in Kansas City, Mo... Finished senior season with 10 wins and was an All-State First Team selection, and was part of the Northmen team that won District Championship and finished Third overall in Class 4A... Also a member of the basketball and cross country teams.

Personal: Jeffrey Winslow Rydman is the son of Phil and Jo Rydman... Born May 17, 1988 in Portland, Ore... Has an older sister, Jodie... Majoring in sports management.



**Ellis
Lowe**

8

**Junior / Infielder
San Diego, Calif. / San Marcos**

2009: Second team All-Conference selection... Only Campbell player to start all 51 contests... Paced the Camels in hits (90), runs (69), RBI (62), and triples (3) ... Became just the second player in school history to have 90 hits in a single season... Second on the team in batting average (.404) and stolen bases (16)... Led conference in hits and runs scored... Ranked in the A-Sun top 10 in batting average (3rd), RBI (6th), stolen bases (7th), steal attempts (7th), on-base percentage (8th) and plate appearances (9th)... Hit his first career home run in the second inning of the 22-9 victory over Belmont on April 8th; followed with his second career home run in the following inning... Went on to hit two more home runs over the next three games en route to a season total of five... Fielded at a .958 clip.

2008: Most valuable freshman for Campbell in 2008... Was selected for the 2008 Atlantic Sun All-Freshman Team... Batted .324 on the year with eight extra base hits... Posted 22 RBI in 225 at bats... Went 2-for-5 with two runs scored in 11-3 win over Mercer in the second round of Atlantic Sun Tournament on May 22... Went 4-for-4 with a double in 15-0 loss at Florida on March 5... Had another 4-for-4 outing at USC-Upstate on March 15... Also went 4-for-6 against Kennesaw State on April 26... Totaled 10 walks and 11 steals... Fielded at a .959 clip.

Prep (San Marcos HS): Graduated from San Marcos High School in 2007... A two-time Second Team All-Valley League... Batted .357 with 20 RBI and

one home run his senior season...A two-time San Diego Union Tribune All-Academic Team honoree... Was the 2006 San Marcos High School Male Athlete of the Year.

Personal: Ellis David Lowe is the son of David Lowe and Pamela Munger... Born October 11, 1989 in San Diego, Calif... Has two younger siblings; Keegan Bruce and Ryan Bruce... A kinesiology major.



**Colin
Parker**

2

**Junior / Outfielder-Pitcher
Princeton, N.C. / Princeton**

2009: Appeared in 11 games with three starts... Pitched 28.2 innings for the 2009 campaign. Pitched four innings with no earned runs while giving up just three hits against Alabama A&M on May 11 for the win... Started in three tilts in the outfield knocking a double against North Carolina Central on April 21... For second consecutive campaign only committed one error in the field.

2008: Appeared in five games with three starts... Hurlled 13 innings for the season... Pitched 6.2 innings with no earned runs against NC Central on April 1 for the victory... Was an outfielder for Campbell in 20 contests... Only committed one error in the field.

Prep (Princeton HS): A 2007 graduate and four year letter winner at Princeton High School... Earned the accolade of 1A State Player of the Year... A three-time All-Conference performer for the Bulldogs... Led Princeton to a 26-8 record and captured a 1A state championship... Guided the Bulldogs to two consecutive conference titles his sophomore and junior seasons... Batted .380 with 20 stolen bases, while going 8-3 with 101 strikeouts on the mound.

Personal: John Colin Parker is the son of Johnny Parker and Jenny Tart... Born September 1, 1989 in Goldsboro, N.C... Has a younger sister, Madison A history major.

Ellis Lowe's Career Stats

Year	AVG	GP/GS	AB	R	H	2B	3B	HR	RBI	BB	SO	SB	ATT
2008	.324	57/57	225	25	73	8	0	0	22	10	29	11	17
2009	.404	51/51	223	69	90	14	3	5	62	20	20	16	18
Totals	.364	108/108	448	94	163	22	3	5	84	30	49	27	35

Colin Parker's Career Stats

Year	AVG	GP/GS	AB	R	H	2B	3B	HR	RBI	BB	SO	SB	ATT
2008	.188	23/7	16	1	3	1	0	0	0	3	2	1	1
2009	.333	29/3	9	2	3	1	0	0	2	1	2	0	0
Totals	.240	52/10	25	3	6	2	0	0	2	4	4	1	1

Year	ERA	W-L	APP	GS	SHO	SV	IP	H	R	ER	BB	SO
2008	4.85	1-0	5	3	0/0	0	13.0	26	16	7	2	8
2009	6.91	2-1	11	3	0/0	1	28.2	48	25	22	10	17
Totals	6.26	3-1	16	6	0/0	1	41.2	74	41	29	12	25

Player Profiles



**Chaz
Sessoms**

33

**Junior / Catcher
Rockingham, N.C. / Lenoir CC**

2009: Played in 16 contests while starting one... Posted a .211 average in 19 at-bats... Hit a grandlam homerun in only plate appearance in a 18-0 victory vs. North Carolina Central on April 21...

Lenoir CC: Played one season with the Lancers... Finished freshman season with a .308 batting average and 5 RBI.

Prep (Richmond HS): Was a 2007 graduate and three year letter winner at Richmond Senior High School in Rockingham, N.C... Finished senior campaign with a .320 batting average and the Raiders won the conference championship.

Personal: Charles Lee Sessoms is the son of Wendall and April Sessoms... Born July 20, 1989 in Moore County... He has one older sister, Katie... Majoring in criminal justice.

23 against Belmont in the third round of the A-Sun tournament, allowing one earned run in four innings.

Pittsburgh: Redshirted freshman campaign.

Prep (Henderson HS): Appeared in 12 games on the mound, earning a 7-3 record and 3.40 ERA with 56 innings pitched and 61 strikeouts as a senior... helped the West Chester Henderson high school baseball team to a 19-7 record and the first round of the state playoffs during his senior year ...was a member of Spanish Honors Society...received the Spellman Humanitarian Award.

Personal: Daniel Robert Gardo is the son of Robert Gardo and Sharon Pulcinella... Born September 2, 1987 in West Chester, Pa.... Has one younger brother, Mike... Major is business administration.



**Parker
Fleming**


16

**Sophomore / Pitcher
Lexington, S.C. / Lexington**

2009: Compiled a 2-1 record while making 15 appearances and starting in five contests... Registered a 5.12 ERA... Struck out 24 while only walking ten... Only gave up one home run in 31.2 innings pitched... Pitched five innings twice, once in a 15-1 victory at North Carolina Central on March 11, where he surrendered eight hits and one earned run; as well as against North Carolina Central in a 18-0 victory on April 21.

Prep (Lexington HS): Was a 2008 graduate and a 4 year letter winner for Lexington High School in Lexington, S.C...Compiled a 4-2 record and two saves, while pitching 48 innings and finishing with 40 strikeouts.

Personal: Parker David Fleming is the son of David and Joyce Fleming... Born May 27, 1990 in Lexington, S.C... Has an older sister, Erin and a younger sister, Samantha...Undecided on major.



**Daniel
Gardo**

24

**Junior (RS) / Pitcher
West Chester, Pa. / Henderson**

2009: Appeared in 19 contests, while starting four... Registered a 1-4 record with a 8.37 ERA over 33.1 innings pitched... Registered the second most saves on the team with two... Pitched three scoreless innings, gave up two hits and won a 3-2 decision at Jacksonville on April 17th... Picked up first career save while pitching 2.2 innings and striking out five at NC State on May 1... Pitched a scoreless, hitless inning and was credited with second save at Lipscomb on May 9.

2008: Started seven contests for Campbell after transferring from Pittsburgh... Posted a 4-3 record with a 6.22 ERA in 55.0 innings pitched... Pitched eight scoreless innings against ETSU on Mar. 10, scattering seven hits... Moved to a reliever role later in the season... Pitched in relief on May

Chaz Sessoms' Career Stats

Year	AVG	GP/GS	AB	R	H	2B	3B	HR	RBI	BB	SO	SB	ATT
2009	.211	16-1	19	4	4	0	0	1	5	0	3	0	0
Totals	.211	16-1	19	4	4	0	0	1	5	0	3	0	0


Daniel Gardo's Career Stats

Year	ERA	W-L	APP	GS	SHO	SV	IP	H	R	ER	BB	SO
2008	6.22	4-3	17	7	0/0	0	55.0	80	44	38	28	31
2009	8.37	1-4	15	4	0/0	2	33.1	48	36	31	12	32
Totals	7.03	5-7	32	11	0/0	2	88.1	128	80	69	40	63

Parker Fleming's Career Stats

Year	ERA	W-L	APP	GS	SHO	SV	IP	H	R	ER	BB	SO
2009	5.12	2-1	15	5	0/1	0	31.2	54	25	18	10	24
Totals	5.12	2-1	15	5	0/1	0	31.2	54	25	18	10	24

Player Profiles



**Josh
Holskey**

37

**Sophomore / Infielder
Roanoke, Va. / Lord Botetourt**

2009: Played in 30 contests while starting in 18... Batted .389 with four doubles and two home runs... First career home run came in first collegiate contest vs. North Carolina A&T on February 20... Went 3 for 4 in two contests, first vs. UNC Greensboro on February 25 and again at Alabama A&M on May 11.

Prep (Lord Botetourt HS): Was a 2008 graduate, salutatorian of his graduating class and four year letter winner at Lord Botetourt in Daleville, Va... Finished senior season with a .500 batting average, 18 RBI, including three HRs... Was a two-time All-State performer (Second Team '08, Honorable Mention '07)... Was a two-time All-Region performer (First Team '07 and '08)... Was honored by the Roanoke Times as a First Team performer during junior and senior campaigns... Was a four-time All-District performer (First Team '05, '07 & '08, Second Team '06)... Holds the single season school records for home runs (7) and batting average (.500)... Also holds the career school records for home runs (15), batting average (.415), and RBI (72)... 2008 Wendy's High School Heisman Nominee.

Personal: Joshua Hamilton Holskey is the son of Mark and Michele Holskey... Born July 26, 1990 in Salem, Va... Undecided on major.



**Richard
Gaito**

13

**Sophomore (RS) / Pitcher
Cliffside Park, N.J. / Cliffside Park**

2009: Appeared in nine contests for Campbell... Posted a 0.96 ERA in 9.1 innings... Pitched career high three innings and registered a save in a 23-2 victory at Alabama A&M on May 11th.

2008: Redshirted the 2008 campaign.

Prep (Cliffside Park HS): A 2007 graduate of Cliffside Park High School... Earned First Team All-League and Third Team All-County for the Raiders.

Josh Holskey's Career Stats

Year	AVG	GP/GS	AB	R	H	2B	3B	HR	RBI	BB	SO	SB	ATT
2009	.389	30/18	72	17	28	4	0	2	22	3	18	0	1
Totals	.389	30/18	72	17	28	4	0	2	22	3	18	0	1


Richard Gaito's Career Stats

Year	ERA	W-L	APP	GS	SHO	SV	IP	H	R	ER	BB	SO
2009	0.96	0-0	9	0	0/0	1	9.1	7	1	1	5	8
Totals	0.96	0-0	9	0	0/0	1	9.1	7	1	1	5	8

Ethan Meiggs' Career Stats

Year	ERA	W-L	APP	GS	SHO	SV	IP	H	R	ER	BB	SO
2009	2.25	0-0	4	0	0/0	0	4.0	3	1	1	3	3
Totals	2.25	0-0	4	0	0/0	0	4.0	3	1	1	3	3

Personal: Richard Daniel Gaito is the son of Rich and Cynthia Gaito... Born March 13, 1989 in Lake Wood, N.J... A business major.



**Ethan
Meiggs**

27

**Sophomore (RS) / Pitcher
Camden, N.C. / Camden County**


2009: Appeared in four contests... Compiled a 2.25 ERA in four innings pitched... Surrendered just three hits.

2008: Redshirted the 2008 campaign.

Prep (Camden County HS): A 2007 graduate and four year letter winner of Camden County High School... Owns a 27-8 record with 278 strikeouts and a 2.59 ERA in four years for the Bruins... A four-time academic All-Conference honoree... Was a three-time All-Conference selection and a two-time First Team All-Area performer.

Personal: Ethan Small Meiggs is the son of Ray and Martha Meiggs... Born January 5, 1989 in Elizabeth City, N.C.... Has an older brother, Nathaniel, and a younger sister, Blair... A business management major.

Player Profiles



**Blake
Boyce**

32

**Freshman / Catcher
Virginia Beach, Va. / First Colonial**

Prep (First Colonial HS): Graduated from First Colonial in 2009... A two-time First Team Beach District performer... Selected to the First Team All-Eastern Region, All-Tidewater and All-State following his senior campaign. Batted .468 with 28 RBI and five home runs his senior season. Ranked as the best prep catcher coming out of Virginia, and a 2009 Under Armor All-American for head coach Scott Stubbe.

Personal: Blake Boyce is the son of Bill and Christy Boyce... Born June 6, 1990 in Virginia Beach, Virginia... Has a sister, Courtney... A sports management major.



**Kyle
Brandenberg 20**

**Freshman / Utility
Greensboro, N.C. / Ragsdale**

Prep (Ragsdale HS): Graduated from Ragsdale High in 2009... All-Conference selection during his junior and senior years... Also selected to All-Area and All-State during following his senior season... Helped lead Ragsdale to a 22-3 record during the 2009 season and a 75-17 record during his prep career... Batted .481 with 14 extra base hits and committed just one error in the field.

Personal: Kyle Lawrence Brandenberg is the son of Charles and Carla Brandenberg... Born December 23, 1990... Has an older sister; Courtney and two younger brothers; Corey and Kip... A fitness and wellness management major.




**Ben
Brown 14**

**Junior (TR) / Pitcher
Omaha, Neb. / Iowa Western CC**

Iowa Western CC: Played two seasons at Iowa Western... Helped Iowa Western to the JUCO World Series in 2008 and 2009... During the 2009 campaign pitched his way to a 7-2 record with 55 strikeouts in 58.1 innings pitched.

Prep (Millard West HS): 2007 graduate of Millard West High School in Omaha, Neb... Two year letter winner and helped the Wildcats to a 29-9 record.

Personal: Benjamin Brown is the son of Bryan and Peggy Brown... Born April 17, 1989 in Omaha, Neb... Has two older siblings; Nick and Lindsey... Majoring in accounting.



**Corey
Carver**


38

**Junior (TR) / Pitcher
Fuquay-Varina, N.C. / Pitt CC**

Pitt CC: Played two seasons for Pitt... Pitched 14.2 innings and only gave up two earned runs for a 0.61 ERA...

Prep (Fuquay-Varina HS): 2007 graduate of Fuquay-Varina High School... Two year letter winner for the Bengals... Selected to All-Conference list his junior and senior seasons... Helped lead Bengals to the Tri-7 Conference Championship his junior season as well as being ranked third in the state.

Personal: Corey Carver is the son of Hobie and Lou Ann Carver... Born December 31, 1988 in Raleigh, NC... Has one brother, Collin... Majoring in physical education.



**Alan
Denman 26**

**Junior (TR) / Infielder-Outfielder
Beaver Falls, Pa. / USC Sumter**

USC Sumter: Played two seasons for the Fire Ants... Led the team in batting average (.427), doubles (15), hits (70), at bats (164), and second on the team in RBI (43) during the 2009 campaign.

Prep (Blackhawk HS): 2006 graduate of Blackhawk High School... Two year letter winner for the Cougars... Won two letters during career and batted .460 with six home runs and 27 RBI.

Personal: Alan Michael Denman is the son of Jon and Barb Denman... Had three relatives play collegiate football at three different institutions including Indiana University of Pennsylvania, Lockhaven and Penn State... Born November 14, 1987 in Beaver Falls, Penn... Has three younger siblings; Craig, Tim and Halle... Majoring in business.



**Ben
Fish 29**

**Freshman / Catcher
Rocky Mount, N.C. / Rocky Mount**

Prep (Rocky Mount HS): 2009 graduate of Rocky Mount High School... Three year letter winner for the Gryphons... Was selected All-Conference and All-Area three times and was selected All-State following his senior season... Four time conference champion and led the Gryphons to a state championship in 2008... From sophomore year on led Rocky Mount to a 67-14 record... Batted .380 for his career with 82 RBI, 11 home runs, 17 doubles and 71 runs scored... During his senior season batted .427 with

Player Profiles

three home runs, 28 RBI and 20 runs scored.

Personal: Joseph Benjamin Fish is the son of Don and Ashley Fish... Born May 9, 1991 in Rocky Mount, NC... Has one younger sibling; McAuley.



**Bryce
Grady**


6

**Freshman (RS) / Infielder
Kinston, N.C. / North Lenoir**

2009: Redshirted the 2009 campaign.

Prep (North Lenoir HS): Grady was a 2008 graduate of North Lenoir HS... Grady batted .486 with seven homeruns, 15 doubles and 40 RBI for North Lenoir HS his junior year... Grady was a two time All-State selection and a member of the 2006 North Carolina 2A State Championship team and won the 2007 NLHS offensive award... Grady is a versatile athlete also was a two-time all-conference selection in soccer and the 2007 conference player of the year on the pitch for NLHS.

Personal: Christopher Bryce Grady is the son of Hiram and LaRue Grady... Born November 9, 1989 in Greenville, N.C... Majoring in pre-pharmacy.




**Clinton
Ingram**

38

**Freshman / Pitcher
Greensboro, N.C. / Wesleyan Christian**

Prep (Wesleyan Christian Academy): 2009 graduate of Wesleyan Christian Academy... Four year letter winner for the Trojans... Helped the Trojans to a NCISAA state championship in 2008 and the state runner-up title in 2009... Was selected to the All-Conference team in 2008 and 2009... Pitched his way to a 6-1 record with a 2.40 ERA.

Personal: Clinton Daniel Ingram is the son of Richard and Valerie Ingram... Grandfather Richard Ingram played baseball and basketball at High Point... Born July 31, 1990 in High Point, NC... A math major.



**Matt
Marksberry**

26

**Freshman / Pitcher
Cincinnati, Ohio / Glen Este**

Prep (Glen Este HS): 2009 graduate of Glen Este High School... Selected to the All-Conference team during his sophomore, junior and senior campaign... Conference Player of the Year in 2009 and was a Second-Team All-State selection following 2009 season... Pitched his way to a 8-1 record

with a sub two ERA while batting .365 for the Fighting Trojans.

Personal: Matt Marksberry is the son of Bob and Sandra Marksberry... Mother played college basketball at Wilmington College in Ohio... Born August 25, 1990 in Cincinnati, Ohio... A history education major.




**Ryan
Mattes**

35

**Freshman / Pitcher
Virginia Beach, Va. / Cox**

Prep (Cox HS): 2009 graduate of Frank W. Cox High School... Pitched his way to a 11-3 record with a 1.50 ERA... All-Tidewater and All-Beach selection during his senior campaign.

Personal: Ryan Lee Mattes is the son Ray and Sandy Mattes... Born September 7, 1990 in Virginia Beach, Va... Has one older brother; R.J... A sports management major.



**Cameron
Nelson**

17

**Junior (TR) / Utility
Coral Springs, Fla. / South Florida CC**

South Florida CC: Played two seasons for South Florida CC... Batted .275 with 27 RBI and ten extra base hits.

Prep (Coral Springs HS): 2007 graduate of Coral Springs High School... Selected Most Valuable Player following junior and senior campaign... Career prep .408 batting average while batting .468 during his final season... Only made one error during prep career.

Personal: Cameron Nelson is the son of John and Sue Nelson... Born June 18, 1989 in Coral Springs, Fla... Has two younger siblings; Austin and Margaux... A business administration major.



**Luke
Pritchett**

40

**Freshman (RS) / Pitcher
Atlantic Beach, Fla. / Oak Hall**

2009: Redshirted the 2009 campaign.

Prep (Oak Hall Academy): 2008 graduate of Oak Hall Academy in Gainesville, Fla... Was a four year letter winner and part of two regional championships (freshman and sophomore seasons) and two district championships (junior and senior seasons)... A second team all-state performer during

Player Profiles

freshman season... Was a team captain for junior and senior seasons... Finished senior campaign with an 8-4 record, 2.13 ERA, seven saves, and 88 strikeouts... Also a member of football and basketball squads.

Personal: Benjamin Luke Pritchett is the son of Rusty and Amy Pritchett... Born November 14, 1989 in Jacksonville, Fla... Has a younger brother, Evan... Father, Rusty, played collegiate football at the University of Florida... Currently undecided on major




**David
Rivera**

22

**Freshman / Utility
Upland, Calif. / Claremont**

Prep (Claremont HS): 2009 graduate of Claremont High School... Two year letterman for the Wolfpack... Part of the Oakland Athletics scout team during his senior year... Selected to the Inland Valley All-Star team as third baseman... Awarded Baseline All-League honors as well as led the league in ERA... Selected as the Pitcher of the Year for the league.

Personal: David Daniel Rivera is the son of Anthony and Lucy Rivera... Born January 25, 1991 in Upland, California... Has one older brother, Anthony; one younger brother, Paul... A pre-dentistry major.



**Logan
Self**

25

**Freshman / Utility
Greensboro, N.C. / Wesleyan Christian**

Prep (Wesleyan Christian Academy): 2009 graduate of Wesleyan Christian Academy... Pitched his way to a 7-2 record with a 1.58 ERA... Also batted .458 with eight home runs during his senior season.

Personal: Matthew Ian Logan Self is the son of Larry and Sandra Self... Born March 11, 1991 in Greensboro, NC... Has one older brother Colby and one younger brother Lucas... A physical therapy major




**Matt
Sergey**

26

**Junior (TR) / Pitcher
Ft. Lauderdale, Fla. / Broward College**

Broward College: Played two seasons for Broward... In his sophomore season pitched in eleven contests and 43.1 innings... Allowed just 19 earned runs and a 3.95 ERA.

Personal: Matthew Sergey is the son of Henry and Sandra Sergey... Born July 29, 1989 in Buffalo, New York... A sports management major.



**Joe
Wagstaff**


31

**Junior (TR) / Pitcher
Zebulon, N.C. / Louisburg College**

Louisburg College: Played two seasons for the Hurricanes... Pitched in 12 contests and 59.1 innings in 2009. Struck out team high 63 batters while only walking 23... Registered a 5.61 ERA.

Prep (East Wake HS): 2007 graduate of East Wake High School... Four year letter winner for the Warriors... Finished career with a 8-0 record and a 3.31 ERA during the 2007 season.

Personal: Joseph Sizemore Wagstaff is the son of Brinkley and Kathy Wagstaff... Born December 30, 1988 in Raleigh, NC... Has one older sister, Katie... A sports management major.



**Frank
Zier**

18

**Sophomore (TR) / Pitcher
Frederick, Md. / Frederick CC**

Frederick CC: Played one season for Frederick... Played in the field for 38 contests while batting .333 with nine extra base hits... Pitched 33 innings, striking out 28 while only walking nine... Posted a 3.54 ERA.

Prep (Governor Johnson HS): 2008 graduate of The Governor Thomas Johnson High School... Four year letter winner for the Patriots... Two-time All-Conference and All-Frederick News Post selection... Was also selected as the News Post and Frederick Gazette Player of the Year in 2008... Posted a 5-2 record during his senior campaign as well as a 0.59 ERA in 59 innings pitched and 75 strikeouts.

Personal: Franklin Louis Zier is the son of Peter and Cathy Zier... Born May 7, 1990 in Frederick, Md... Has one older brother, Patrick... A physical education major.



**Noah
Zipko**

21

**Freshman / Infielder
Oxford, Ohio / Talawanda**

Prep (Talawanda HS): 2009 graduate of Talawanda High School... Three year letter winner for the Braves... Helped lead the team to two conference championships... Was named to All-Conference team during sophomore, junior and senior years... Named to Honorable Mention All-State team following senior campaign... Holds school records for single season RBI, home runs and career putouts... Batted .420 with three home runs and 39 RBI in 2009.

Personal: Noah Edward Zipko is the son of Dave and Diane Zipko... Born September 20, 1990 in Oxford, Ohio... Majoring in exercise science.

Head Coach Greg Goff



Greg Goff was introduced May 30, 2007 as the ninth head baseball coach at Campbell University. Goff is entering his third season in Buies Creek, but it did not take him long to put his mark on the Fighting Camels baseball program.

In his second campaign, Goff continued his rebuilding of the Campbell baseball program as he led the Fighting Camels to their first winning season since 2001. The 27 wins set by the 2009 squad was the most victories since the school record was set in 2001 with 33 and the mark sits tied for sixth in the Campbell record books. Coach Goff also piloted one of the most offensively gifted teams in Campbell history as the Fighting Camels were Atlantic Sun best in five offensive categories and Campbell was represented by three different players were listed 1-2-3 as the best hitters by average in the Atlantic Sun. The Fighting Camels were also listed well in the NCAA offensive rankings as the Fighting Camels were ranked in the top 50 in ten offensive categories as well as 15 players ranked in the top 50 in nine offensive categories.

In his inaugural season at the helm of the Fighting Camels, Goff led the team to the most wins since 2005 and registered one of the greatest turn-arounds of the year in Division I. His 2008 squad set five new team or individual records, while ranking in the top 43 nationally in five different offensive categories. The Camels 21-win season was a 10-win increase over 2007, and posted the most wins verse Atlantic Sun Conference opponents since 2001, with 14. The postseason run to the A-Sun Tournament Semi-finals was the program's first third round appearance since 2000. Goff's 173 victories in five years as a head coach gave him an average of just under 35 wins per season.

In just three seasons at the helm of the Fighting Camel baseball program Goff has already helped three of his players ink professional contracts. Brandon Scott, a 2008 graduate signed with the Gateway Grizzlies of the Frontier League following the 2008 campaign. Justin Lilly, a RHP, signed with the same Gateway Grizzlies following the 2008 season as well. Goff also saw his first MLB draft choice following the 2009 year with Ryan Hamme being signed by the Chicago White Sox. Hamme was selected in the 31st round, 943rd overall. Hamme was the first player to be taken in the MLB draft since Derek Barrows was taken in the 39th round in 2003 by the San Francisco Giants.

Goff, who also had stops as the pitching coach at the University of Kentucky, Southeast Missouri, and Delta State, is a 15-year collegiate coaching veteran. The native of Jackson, Tenn., has coached 56 all-conference players, 23 all-region players, 10 All-Americans, three conference player-of-the-year honorees, two national players-of-the-year, and 35 players who have gone on to play professional baseball, including two from his 2008 squad at CU. Goff has also had six former players reach the big leagues, and has enjoyed three trips to the College World Series in his career.

In his four years prior to Campbell, Goff guided Montevallo to 152-84 (.644) record, including a 90-35 (.720) mark over the final two seasons. His 2006 Falcons won the South Central Region championship and advanced to the Division II College World Series after setting a school record for wins. In 2007, Montevallo again reached the South Central regional championship game and broke the one-year old school victories mark.

Under Goff's guidance, Montevallo progressed from 26 victories in his

first year (2004) to 36, then 43 and a school-record 47 in 2007. The 2006 ABCA South Central Region Coach of the Year, Goff's squad was ranked third in the final 2006 Collegiate Baseball NCAA Division II poll after reaching the College World Series for the first time in the program's history. He was also recognized by the Alabama Baseball Coaches Association as its Coach of the Year for all divisions.

In four seasons at Kentucky, Goff helped guide the collegiate careers of future Major League baseball hurlers Brandon Webb and Joe Blanton. An eighth round choice in 2000 by the Arizona Diamondbacks, Webb won the 2006 National League Cy Young Award after winning 16 games and compiling a 3.10 earned run average. Blanton was a first-round selection of the Oakland Athletics in 2002, who reached the team's starting rotation three years later.

While working under 25-year Kentucky skipper Keith Madison, Goff also coached 2003 New York Yankees 16th-round selection Heath Castle, Major Leaguer Andy Green, and former Olympic Team USA player John Wilson.

Goff began his coaching career in the fall of 1993 at his alma mater Delta State. In his four years at DSU, the team reached the Division II College World Series twice (1994 and 1996). He went on to spend two years at Southeast Missouri State (1998-99), where he coached All-American and Toronto Blue Jays draft choice Ryan Spille.

He pitched on both the junior college and senior college levels, while earning his Associate's degree from Jackson (Tenn.) State Community College (1991) and his Bachelor of Science in education from Delta State (1994). Goff also earned a Master of Education degree from Delta State in 1996.

The 38-year-old Goff is married to the former Tina Newbill of Jackson, Tenn. They have three daughters – Kara (9), Kiley (7) and Kolby (3).



Assistant Coaches

Assistant Coach

Aubrey Blackwell

Aubrey Blackwell enters his third season as an assistant baseball coach for Campbell University. During his second campaign at Campbell, Blackwell oversaw a Fighting Camel pitching staff that was highlighted by inaugural seasons of success by Logan Davis and Jeff Rydman. These two pitchers highlighted the weekend rotation posting a 6-2 and a 5-1 record on the season. Blackwell also guided the



pitching staff to the highest strikeout total since 2001 as well as coaching the 2009 pitching staff to two shutout wins which was the highest mark since 2005.

During his first season at CU, Blackwell helped the Camels form a 10-win upswing from the previous season, which also featured an 8-game improvement over conference opponents. Blackwell helped senior Justin Lilly, the 2008 leader of the CU staff, improve from a 0-6 record with a 6.20 ERA in 2007 to become one of the Atlantic Sun's most consistent pitchers with a 6-4 record. Blackwell was instrumental in the development that allowed Lilly to sign a professional contract with the Gateway Grizzlies out of the Frontier League at the conclusion of his senior season. In addition, one of Blackwell's former pitchers from the University of Montevallo, Zac Blakney, has recently signed a free agent contract with the World Champion Philadelphia Phillies, bringing his total to seven players that have signed professional contracts in his 4-year coaching career.

Blackwell spent three seasons with Coach Goff at the University of Montevallo, where he served as the pitching and strength and conditioning coach. In 2007, Blackwell helped lead UM to a school record 47 wins, while finishing second in both the South Central Regional and the GSC. He also was vital in the success of the 2006 squad, as they finished the season 43-18 while capturing UM's first ever South Central Regional Championship, which proved to be the best finish in school history (third in the nation).

In his three year stint at UM, Blackwell played a pivotal role in the development of two GSC Players of the Year, a GSC Freshman of the Year, three All-Americans, five All-Region players, 16 All-Conference players, a 23rd round draft pick (J. Pruitt, Oakland A's) and helped four players sign independent league contracts.

In addition to his experience as a coach, Blackwell is a two-year letter winner for the University of Montevallo Falcons, and spent the previous two years pitching for Central Alabama Community College. In two years of competition for the UM, Blackwell compiled 35 appearances while starting 29 games.

A 2004 graduate of the University of Montevallo, Blackwell holds a B.S. degree in Kinesiology and continued his education at UM where he acquired a Master's of Education in the summer of 2006. He is married to Brandi Roberts Blackwell of Geraldine, Ala. The couple welcomed their first child during the 2009 offseason.

Assistant Coach

Justin Haire

Justin Haire enters his third season for the Fighting Camels as Recruiting Coordinator and Assistant Coach under head coach Greg Goff.



Haire helped guide a Fighting Camel offensive that was one of the most explosive in the Atlantic Sun as well as the NCAA. The 2009 Fighting Camels were led the Atlantic Sun in five offensive categories, helped to pace Ryan Hamme, Kevin Nelson and Ellis Lowe to the top of the Atlantic Sun rankings in batting average. Haire also led the Fighting Camels to top 50 rankings in ten team offensive categories and 15 Fighting Camels ranked in the top 50 in nine offensive categories. Haire's second recruiting class coming into the

Creek has sixteen members including seven who come in from the junior college ranks and nine true freshmen. Haire also coached Ryan Hamme who was drafted in the 31st round and 943 overall by the Chicago White Sox following arguably the best offensive career in Fighting Camel history.

In his first season in Buies Creek, Haire helped the Fighting Camel offense to set five new team or individual records, and rank in the top 43 nationally in five different offensive categories. In addition, he coordinated the first recruiting class for Coach Goff, bringing in 17 new players to the program, including seven NJCAA All-region players, five junior college or high school All-Americans, and four all-state selections. He also saw 2008 OF/RHP Brandon Scott set the single-season and career stolen base records at Campbell and sign a professional contract with the Gateway Grizzlies of the Frontier League at the conclusion of Scott's senior season.

As an assistant coach, Haire has helped guide teams that set school records for wins in three of the past five seasons (Sterling College 2004: 37, Ouachita Baptist University 2006: 31, OBU 2007: 50). Before his move to Campbell, Haire spent four years as an assistant under head coach Scott Norwood. Haire helped lead NCAA Division II Ouachita Baptist University to a 107-61 win-loss record from 2005-2007. Haire, Coach Goff's former Gulf South Conference opponent, led an OBU team that ranked in the nation's top 20 in team batting average (19th), team earned run average (11th), and team fielding percentage (13th), to a 50-10 record and a Gulf South Conference West Division Championship, in 2007.

In five years, Haire has coached 21 all-conference players, 12 all-region players, two conference players of the year, two region players of the year, and seven All-Americans. In addition, Haire has seen eight former players sign professional contracts, including 2008 Cleveland Indians 25th round selection Steve Smith.

Prior to his years at OBU, Haire spent one year as the pitching coach at Sterling College. In 2004 the Warriors boasted a 37-18 record, and won both the KCAC ERA title (3.01) and KCAC tournament championship, and had two All-American pitchers.

As a player, Haire was a member of Coach Danny Schmitz's 2001 MAC East Division Champions at Bowling Green State University. Haire batted .350 and was pivotal in the Falcon's success, which led the nation in team batting average (.360). After two seasons at BGSU, Haire went on to play for Coach Gary Vaught at the University of Indianapolis. In 2003 Haire helped the Greyhounds to the North Central Region Finals.

Haire graduated from Henderson State University (Ark.) with a Bachelor's of Arts in History.

Volunteer Assistant Coach

John Caddell

John Caddell enters his third season with Campbell University and will serve as the team's infield coach. During his second campaign as the team's infield coach, Coach Caddell guided the Fighting Camel infield to the best fielding percentage mark in the Atlantic Sun. The fielding percentage mark (.966) was the highest total for Campbell since 1999.



Caddell, a native of Apex, N.C., comes to Buies Creek after an impressive playing career at University of South Carolina-Upstate. Caddell, a four year starter at short-stop for Coach Matt Fincher, owns nine career records including hits (241), runs scored (181), walks (162), games played (216) and at-bats (817). Caddell played for the St. Cloud River Bats in the Northwoods Summer League as well as the Kernersville Bulldogs in the Southern Collegiate Baseball League.

A 2007 graduate of USC-Upstate, Caddell earned a B.S. degree in Business Administration.

2009 Statistics

2009 Campbell Baseball

Overall Statistics for Campbell (as of Mar 29, 2010)

(All games Sorted by Batting avg)

Record: 27-24 Home: 14-14 Away: 13-10 Atlantic Sun: 7-19

Player	AVG	GP	GS	AB	R	H	2B	3B	HR	RBI	TB	SLG%	BB	HBP	SO	GDP	OB%	SF	SH	SB	ATT	PO	A	E	FLD%
14 HAMME, Ryan	.438	44	43	162	61	71	26	0	4	51	109	.673	25	13	17	1	.527	7	4	15	17	149	37	6	.969
8 LOWE, Ellis	.404	51	51	223	69	90	14	3	5	62	125	.561	20	5	20	2	.456	4	7	16	18	136	117	11	.958
4 JOHNSON, Zach	.380	51	50	200	55	76	29	0	12	61	141	.705	13	8	52	1	.435	2	0	10	11	31	12	3	.935
15 BANGI, Chris	.329	46	45	140	66	46	6	1	4	36	66	.471	37	30	24	1	.538	3	1	18	22	67	3	0	1.000
19 GANA, Brian	.319	45	30	135	27	43	12	0	5	50	70	.519	12	2	30	1	.370	5	2	5	5	220	15	4	.983
17 KEEN, Matt	.303	47	38	152	36	46	9	0	3	25	64	.421	16	5	30	0	.383	2	0	22	26	74	3	2	.975
30 AYCOTH, Alex	.297	46	46	175	38	52	12	0	1	50	67	.383	24	12	29	1	.407	5	0	4	9	23	68	6	.938
1 NELSON, Kevin	.409	36	29	110	26	45	5	1	1	16	55	.500	1	4	20	1	.431	1	7	11	13	49	82	5	.963
37 HOLSKEY, Josh	.389	30	18	72	17	28	4	0	2	22	38	.528	3	8	18	1	.464	1	0	0	1	30	4	1	.971
24 FLOYD, Carlton	.350	39	22	80	23	28	7	0	2	20	41	.513	12	4	8	4	.454	1	0	2	3	21	5	0	1.000
2 PARKER, Colin	.333	29	3	9	2	3	1	0	0	2	4	.444	1	1	2	0	.455	0	0	0	0	6	4	1	.909
25 JOHNSON, D.J.	.325	39	23	83	31	27	2	0	0	16	29	.349	20	11	16	1	.500	2	6	6	8	54	83	13	.913
11 BRASWELL, Bryan	.318	28	22	85	19	27	4	0	2	15	37	.435	14	3	12	4	.427	1	0	2	4	142	20	1	.994
9 PARSONS, Stephen	.314	29	27	86	26	27	6	0	0	16	33	.384	18	7	18	2	.464	1	2	0	1	166	27	2	.990
7 FRONK, Graham	.222	43	15	72	13	16	4	1	0	14	22	.306	7	8	22	1	.352	1	2	6	6	51	1	0	1.000
33 SESSOMS, Chaz	.211	16	1	19	4	4	0	0	1	5	7	.368	0	0	3	1	.211	0	0	0	0	17	0	0	1.000
6 VALENZA, Thomas	.200	14	0	10	2	2	0	0	0	0	2	.200	2	1	4	0	.385	0	0	0	0	7	0	1	.875
21 LOWRY, Blake	.150	19	1	20	1	3	1	0	0	3	4	.200	4	1	8	0	.320	0	0	0	0	29	0	0	1.000
Totals	.346	51	51	1833	516	634	142	6	42	464	914	.499	229	123	333	22	.444	36	31	117	144	1286	531	64	.966
Opponents	.353	51	51	1811	386	639	140	19	61	347	1000	.552	186	35	337	37	.418	24	24	31	53	1275	491	112	.940

LOB - Team (461), Opp (408). DPs turned - Team (50), Opp (40). IBB - Team (2), HAMME 1, LOWE 1, Opp (10). Picked off - KEEN 3, JOHNSON, Z. 2, BANGI 2, JOHNSON, D. 2, LOWE 1, AYCOTH 1, HAMME 1.

(All games Sorted by Earned run avg)

Player	ERA	W	L	APP	GS	CG	SHO	CBO	SV	IP	H	R	ER	BB	SO	2B	3B	HR	AB	B/Avg	WP	HBP	BK	SFA	SHA
28 RYDMAN, Jeff	5.43	5	1	14	11	1	1	0	0	64.2	97	51	39	29	45	19	2	11	276	.351	5	6	1	2	2
14 HAMME, Ryan	6.45	3	6	18	7	1	0	0	3	68.1	103	57	49	21	65	26	3	9	288	.358	4	3	1	0	4
12 DAVIS, Logan	6.78	6	2	19	9	0	0	0	0	66.1	76	54	50	31	54	16	3	11	259	.293	4	10	1	4	1
13 GAITO, Richard	0.96	0	0	9	0	0	0	0	1	9.1	7	1	1	5	8	2	1	0	35	.200	2	1	0	0	0
27 MEIGGS, Ethan	2.25	0	0	4	0	0	0	0	0	4.0	3	1	1	3	3	1	1	0	15	.200	1	0	0	0	0
16 FLEMING, Parker	5.12	2	1	15	5	0	0	1	0	31.2	54	25	18	10	24	8	2	1	143	.378	4	2	0	1	2
18 HOFFMAN, Jeff	6.14	0	0	7	0	0	0	0	0	7.1	15	5	5	2	2	5	1	1	32	.469	1	0	0	1	1
2 PARKER, Colin	6.91	2	1	11	3	0	0	0	1	28.2	48	25	22	10	17	12	2	3	127	.378	4	1	0	2	1
10 FORD, Hunter	7.38	4	2	19	4	0	0	0	0	42.2	64	40	35	20	26	12	1	4	180	.356	6	1	0	4	2
23 FISH, Josh	7.99	1	2	13	5	0	0	1	0	32.2	47	32	29	13	31	10	1	4	133	.353	6	3	1	4	3
22 GARDO, Daniel	8.37	1	4	15	4	0	0	0	2	33.1	48	36	31	12	32	11	0	8	135	.356	8	2	3	4	5
34 LOPEZ, Jonathon	9.76	3	4	18	0	0	0	1	0	27.2	52	37	30	19	24	13	1	7	131	.397	4	4	2	0	2
24 FLOYD, Carlton	15.75	0	1	8	3	0	0	0	0	12.0	25	22	21	11	6	5	1	2	57	.439	5	2	0	2	1
Totals	6.95	2724	51	51	2	2	1	7	428.2	639	386	331	186	337	140	19	61	1811	.353	54	35	9	24	24	
Opponents	8.94	2427	51	51	3	0	0	10	425.0	634	516	422	229	333	142	6	42	1833	.346	70	123	11	36	31	

PB - Team (5), PARSONS 4, BRASWELL 1, Opp (16). Pickoffs - Team (21), HAMME 6, RYDMAN 4, GARDO 3, PARSONS 3, DAVIS 2, LOPEZ 1, FORD 1, FISH 1, Opp (12). SBA/ATT - PARSONS (16-31), BRASWELL (13-17), DAVIS (4-11), HAMME (4-8), FLEMING (4-7), FISH (4-7), RYDMAN (5-6), PARKER (2-4), FORD (2-3), GARDO (2-3), FLOYD (2-2), SESSOMS (2-2), HOFFMAN (1-1), BANGI (0-1), LOPEZ (1-1).

2009 Results

2009 Campbell Baseball

Game Results for Campbell (as of Mar 29, 2010)

Game date	Opposing team	Score	r-h-e	r-h-e	Inns	Overall	A-Sun	Pitcher of record	Attend	Time
Feb 20, 2009	NC A&T	W 16-5	16-12-1	5-14-7	9	1-0-0	0-0-0	HAMME (W 1-0)	371	2:33
Feb 20, 2009	NC A&T	W 10-3	10-11-2	3-7-1	9	2-0-0	0-0-0	DAVIS (W 1-0)	283	3:12
Feb 21, 2009	NC A&T	W 11-4	11-12-2	4-9-4	9	3-0-0	0-0-0	RYDMAN (W 1-0)	248	2:39
Feb 24, 2009	at NC A&T	W 19-5	19-17-1	5-12-2	9	4-0-0	0-0-0	DAVIS (W 2-0)	74	3:15
Feb 25, 2009	UNC GREENSBORO	W 17-3	17-21-0	3-8-3	9	5-0-0	0-0-0	FISH (W 1-0)	331	2:49
* Feb 28, 2009	at Kennesaw State	W 12-11	12-11-1	11-13-6	9	6-0-0	1-0-0	LOPEZ (W 1-0)	347	3:28
* Feb 28, 2009	at Kennesaw State	W 8-9	L 8-12-2	9-12-4	9	6-1-0	1-1-0	FISH (L 1-1)	347	2:55
Mar 03, 2009	at Florida A&M	W 7-0	7-8-1	0-9-2	7	7-1-0	1-1-0	RYDMAN (W 2-0)	139	2:04
Mar 03, 2009	at Florida A&M	W 16-6	16-10-1	6-15-1	7	8-1-0	1-1-0	DAVIS (W 3-0)	139	2:18
* Mar 06, 2009	at Florida Gulf Coast	W 10-14	L 10-14-3	14-16-1	9	8-2-0	1-2-0	HAMME (L 1-1)	122	3:30
* Mar 06, 2009	at Florida Gulf Coast	W 8-16	L 8-16-1	16-19-2	9	8-3-0	1-3-0	LOPEZ (L 1-1)	82	3:35
* Mar 07, 2009	at Florida Gulf Coast	W 2-5	L 2-11-1	5-10-1	9	8-4-0	1-4-0	GARDO (L 0-1)	155	2:45
Mar 10, 2009	LONGWOOD	W 7-10	L 7-11-1	10-19-2	9	8-5-0	1-4-0	LOPEZ (L 1-2)	133	2:46
Mar 10, 2009	LONGWOOD	W 7-8	L 7-9-0	8-15-1	7	8-6-0	1-4-0	FORD (L 0-1)	319	2:20
Mar 11, 2009	at N.C. Central Univ.	W 15-1	15-16-1	1-11-6	9	9-6-0	1-4-0	FLEMING (W 1-0)	87	3:06
Mar 17, 2009	DAYTON	W 3-12	L 3-8-0	12-17-1	9	9-7-0	1-4-0	GARDO (L 0-2)	301	2:55
Mar 18, 2009	DAYTON	W 14-4	14-16-1	4-10-0	9	10-7-0	1-4-0	DAVIS (W 4-0)	319	3:03
* Mar 20, 2009	at East Tennessee State	W 15-12	15-15-0	12-18-5	9	11-7-0	2-4-0	HAMME (W 2-1)	137	3:23
* Mar 21, 2009	at East Tennessee State	W 11-21	L 11-13-1	21-23-2	7	11-8-0	2-5-0	LOPEZ (L 1-3)	173	2:36
* Mar 21, 2009	at East Tennessee State	W 3-9	L 3-8-1	9-13-1	9	11-9-0	2-6-0	HAMME (L 2-2)	173	1:53
Mar 24, 2009	EAST CAROLINA	W 9-10	L 9-12-1	10-17-2	9	11-10-0	2-6-0	HAMME (L 2-3)	1347	3:45
* Mar 27, 2009	NORTH FLORIDA	W 3-13	L 3-5-1	13-10-4	6	11-11-0	2-7-0	FISH (L 1-2)	173	2:15
* Mar 30, 2009	NORTH FLORIDA	W 2-12	L 2-4-2	12-13-1	9	11-12-0	2-8-0	HAMME (L 2-4)	143	2:49
* Mar 30, 2009	NORTH FLORIDA	W 13-16	L 13-17-2	16-18-1	9	11-13-0	2-9-0	FLOYD (L 0-1)	181	3:40
Mar 31, 2009	at High Point	W 16-7	16-16-1	7-7-1	9	12-13-0	2-9-0	FORD (W 1-1)	233	3:25
Apr 04, 2009	SAVANNAH STATE	W 12-10	12-15-1	10-13-0	9	13-13-0	2-9-0	DAVIS (W 5-0)	203	2:53
Apr 04, 2009	SAVANNAH STATE	W 18-1	18-22-1	1-9-5	9	14-13-0	2-9-0	FORD (W 2-1)	245	2:50
Apr 07, 2009	HIGH POINT	W 6-9	L 6-10-4	9-16-1	9	14-14-0	2-9-0	FLEMING (L 1-1)	131	3:14
* Apr 09, 2009	BELMONT	W 9-12	L 9-13-2	12-14-0	9	14-15-0	2-10-0	FORD (L 2-2)	269	3:19
* Apr 09, 2009	BELMONT	W 22-9	22-15-0	9-14-4	9	15-15-0	3-10-0	DAVIS (W 6-0)	326	3:17
* Apr 10, 2009	BELMONT	W 14-7	14-17-1	7-15-2	9	16-15-0	4-10-0	RYDMAN (W 3-0)	347	2:50
Apr 14, 2009	at East Carolina	W 12-8	12-17-0	8-18-1	8	17-15-0	4-10-0	LOPEZ (W 2-3)	2538	3:29
Apr 15, 2009	CHARLESTON SOUTHERN	W 9-7	9-13-2	7-11-0	9	18-15-0	4-10-0	PARKER (W 1-0)	233	3:06
* Apr 17, 2009	at Jacksonville	W 3-2	3-8-1	2-8-0	9	19-15-0	5-10-0	GARDO (W 1-2)	401	2:51
* Apr 18, 2009	at Jacksonville	W 6-7	L 6-12-1	7-10-1	9	19-16-0	5-11-0	HAMME (L 2-5)	527	2:45
* Apr 18, 2009	at Jacksonville	W 5-10	L 5-12-2	10-14-2	9	19-17-0	5-12-0	GARDO (L 1-3)	527	3:04
Apr 21, 2009	N.C. CENTRAL UNIV.	W 15-5	15-8-4	5-9-4	7	20-17-0	5-12-0	FORD (W 3-2)	363	2:14
Apr 21, 2009	N.C. CENTRAL UNIV.	W 18-0	18-12-1	0-4-1	7	21-17-0	5-12-0	FLEMING (W 2-1)	363	2:12
* Apr 24, 2009	STETSON	W 13-7	13-17-2	7-11-4	9	22-17-0	6-12-0	RYDMAN (W 4-0)	353	3:18
* Apr 24, 2009	STETSON	W 2-5	L 2-5-1	5-8-1	9	22-18-0	6-13-0	DAVIS (L 6-1)	417	3:06
* Apr 25, 2009	STETSON	W 5-8	L 5-12-0	8-15-1	9	22-19-0	6-14-0	LOPEZ (L 2-4)	451	3:10
May 01, 2009	at NC State	W 7-4	7-14-2	4-9-4	9	23-19-0	6-14-0	RYDMAN (W 5-0)	998	2:53
May 02, 2009	NC STATE	W 16-7	16-12-0	7-9-2	9	24-19-0	6-14-0	FORD (W 4-2)	1223	3:10
* May 08, 2009	at Lipscomb	W 6-8	L 6-11-2	8-11-3	9	24-20-0	6-15-0	GARDO (L 1-4)	286	2:50
* May 08, 2009	at Lipscomb	W 11-12	L 11-16-1	12-14-3	9	24-21-0	6-16-0	HAMME (L 2-6)	169	3:26
* May 09, 2009	at Lipscomb	W 8-7	8-14-3	7-15-2	9	25-21-0	7-16-0	HAMME (W 3-6)	757	2:58
May 11, 2009	at Alabama A&M	W 23-2	23-21-1	2-6-5	7	26-21-0	7-16-0	PARKER (W 2-0)	50	2:25
May 11, 2009	at Alabama A&M	W 13-3	13-14-0	3-11-2	7	27-21-0	7-16-0	LOPEZ (W 3-4)	50	2:30
* May 14, 2009	USC UPSTATE	W 4-7	L 4-6-3	7-12-2	9	27-22-0	7-17-0	RYDMAN (L 5-1)	233	2:57
* May 15, 2009	USC UPSTATE	W 3-5	L 3-7-1	5-11-1	9	27-23-0	7-18-0	DAVIS (L 6-2)	251	2:42
* May 15, 2009	USC UPSTATE	W 2-8	L 2-6-0	8-17-0	9	27-24-0	7-19-0	PARKER (L 2-1)	273	2:33

() extra inning game

Year-by-Year Results: 1963-2009

1	at The Citadel	2	5	Western Connecticut	8	3	Salisbury	6	7	at Georgia Southern	12
3	Lynchburg	8 (10)	14	Fayetteville State	4	3	at No. Carolina Wesleyan	1	2	at South Carolina	1
1	Lynchburg	2	5	at High Point	6	11	at No. Carolina Wesleyan	1	2	Catawba	5
4	Atlantic Christian	0	5	at Elon	1	5	at High Point	19	11	Catawba	0
9	at Fayetteville State	2	11	at Elon	8	9	at North Carolina St.	11	6	Salisbury State	16
2	Methodist	3	0	at Atlantic Christian	6	2	at North Carolina St.	4	7	Salisbury State	2
0	at Pembroke State	8	2	at Methodist	3	6	at North Carolina St.	5	3	Wake Forest	1
			7	Methodist	8	8	Virginia State	6	4	Wake Forest	30
			1	at Pembroke State	6	4	Virginia State	3	7	Western Carolina	3
1974 [27-10]			10	Shaw	8	0	at Liberty Baptist	5	5	Western Carolina	12
CU	Opp.		5	UNC Wilmington	7	4	at Liberty Baptist	3	7	at UNC Charlotte	0
1	East Carolina	9	5	at Shaw	5	11	at Liberty Baptist	4	2	Ohio	4
7	North Carolina St.	4	16	Pembroke State	2	6	at Elon	8	3	Ohio	2
9	Guilford	6	3	at St. Andrews (forfeit)	0	2	at Elon	3	8	at Pembroke State	9
6	Guilford	0	9	at UNC Wilmington	2	3	at East Carolina	6	7	at Pembroke State	5
19	at St. Leo	6	2	Atlantic Christian	8	2	at East Carolina	4	5	at Methodist	4
1	at Eckerd	11	3	East Carolina	6 (14)	1	at UNC Wilmington	2	3	North Carolina St.	6
1	at Eckerd	5	2	UNC Wilmington *	4	27	St. Andrews	3	3	North Carolina	12
6	at South Florida	1	2	Methodist *	8	2	Pembroke State	5	12	at Wingate	12
4	at South Florida	7	3	NAIA District 29 Tournament		3	at Methodist	2	11	St. Andrews	4
5	at Shaw	3				5	at Methodist	3	2	at East Carolina	5
6	Glassboro State	7				17	Atlantic Christian	7	3	at UNC Wilmington	6
5	High Point	2	1976 [11-24]			6	at Pembroke State	7	1	at Atlantic Christian	5
2	Muskingum	1	CU	Opp.		4	High Point	5	15	at Atlantic Christian	11
5	at Fayetteville State	3	4	at Georgia Southern	6	3	at UNC Wilmington	7	4	UNC Charlotte	3
7	Williams	1	4	at Georgia Southern	6	2	at Atlantic Christian	1	6	at North Carolina	8
10	Williams	6	3	at Armstrong State	1	3	Pembroke State *	7	3	Towson State	9
6	at Virginia Wesleyan	1	1	at Jacksonville	13	3	Atlantic Christian *	4	3	Wingate	2
			3	at Jacksonville	4		* NAIA District 29 Tournament		7	UNC Wilmington	4
3	at Virginia Wesleyan	1	9	at Armstrong State	0				5	Methodist	3
10	St. Andrews	1	3	at Francis Marion	2				2	at North Carolina St.	3
11	Washington and Lee	4	2	at Wake Forest	13				3	East Carolina	2
11	Washington and Lee	2	6	North Carolina St.	9	1978 [12-15]					
7	Baptist	0	5	Salisbury State	12	CU	Opp.				
5	Elon	4	7	Salisbury State	0	5	at Newberry	13			
6	Elon	7	4	Glassboro State	6	0	at Erskine	2			
9	at North Carolina St.	12	0	at North Carolina St.	4	3	at The Citadel	6		1980 [18-18]	
14	Atlantic Christian	2	3	at North Carolina St.	4	1	at South Carolina	6	CU	Opp.	
20	Shaw	6	3	East Carolina	5	5	at South Carolina	4	1	at The Citadel	11
9	UNC Wilmington	10	5	Western Connecticut	4	1	at Georgia Southern	7	6	at Armstrong State	1
6	at Atlantic Christian	5 (10)	6	Western Connecticut	3	6	at North Carolina	4	6	at Armstrong State	6
3	Pembroke State	1	3	Western Connecticut	2	9	Case Western Reserve	3	2	at Georgia Southern	5
6	at Pembroke State	1	5	Atlantic Christian	14	6	Duke	3	4	at Francis Marion	5
5	Fayetteville State	4	10	High Point	12	1	East Carolina	3	14	Western Carolina	4
1	at UNC Wilmington	0	9	Elon	8	9	East Carolina	5	8	Appalachian State	3
4	at East Carolina	2	5	Elon	12	0	Westfield State	4	9	Appalachian State	6
1	Pembroke State *	2	7	Methodist	6	3	Westfield State	7	3	Appalachian State	4
6	Virginia Wesleyan *	3	2	Methodist	8	6	Indiana (PA)	4	5	Eastern Connecticut	10
2	Lynchburg *	5	5	UNC Wilmington	14	5	North Carolina St.	4	13	Pembroke State	4
			0	at Pembroke State	5	7	at Pembroke State	4	13	North Carolina	8
			9	Pembroke State	10	21	at North Carolina St.	7	0	at Methodist	2
			0	at The Citadel	9	8	UNC Wilmington	18	1	Baptist	5
1975 [13-31-1]			12	Liberty Baptist	18	5	No. Carolina Wesleyan	2	13	Baptist	5
CU	Opp.		4	at UNC Wilmington	6	4	No. Carolina Wesleyan	5	3	Baptist	1
6	Salisbury State	7	2	at Atlantic Christian	3	13	Methodist	16	8	Fairfield	2
2	at East Carolina	4	9	Virginia State *	1	8	Pembroke State	4	11	Towson State	1
7	at Fayetteville State	4	1	UNC Wilmington *	3	9	at Methodist	15	5	at St. Andrews	2
14	West Virginia Tech	4	2	Virginia State *	6	3	at East Carolina	13	5	at Western Carolina	12
8	at Coastal Carolina	4	10	UNC Wilmington #	6	4	at East Carolina	11	3	at Western Carolina	4
2	at Baptist	11	1	* NAIA District 29 Tournament		4	at East Carolina	11	6	at UNC Charlotte	7
4	at The Citadel	5 (10)		# NAIA District 29 Championship		11	Atlantic Christian	7	0	UNC Charlotte	7
9	at Coastal Carolina	10							0	East Carolina	6
0	at North Carolina St.	2							7	at Pembroke State	2
6	Virginia Wesleyan	5	1977 [16-17]						9	UNC Wilmington (forfeit)	0
14	Western Maryland	3	CU	Opp.					3	Davis & Elkins	2
2	Western Maryland	9	5	at Duke	3				3	Davis & Elkins	2
7	North Carolina St.	12	2	East Carolina	4				22	Atlantic Christian	4
4	Glassboro State	11	5	Liberty Baptist	1				17	at No. Carolina Wesleyan	4
6	Williams	7 (12)	19	Shaw	0				1	at North Carolina	20
15	Western Connecticut	2	3	Salisbury	2				7	at Atlantic Christian	8
									8	Methodist	7

Year-by-Year Results: 1963-2009

13	at Western Carolina	11	10	at Georgia	8	1	at UNC Wilmington	3	4	Richmond	2			
16	at Western Carolina	7	0	at South Carolina	10	9	Winthrop	3	13	at Augusta	12			
14	at Radford	7	1	at South Carolina	2	4	Winthrop	3	8	at UNC Wilmington	4			
13	at Radford	4	5	at Western Carolina	15	4	Winthrop	3	6	at Georgia Southern	10			
9	at Radford	1	6	at Western Carolina	2	2	at North Carolina	6	4	at Clemson	8			
2	at UNC Wilmington	0	6	UNC Asheville	1	5	UNC Wilmington	6	12	Baptist *	4			
19	North Carolina	5	12	UNC Asheville	3	0	at UNC Charlotte	2	7	Radford *	3			
10	at UNC Asheville	9	6	UNC Asheville	3	4	at Western Carolina	0	2	Winthrop *	1			
7	at UNC Asheville	2	2	Western Carolina	7	1	at Western Carolina	4	5	Coastal Carolina *	2			
16	at UNC Asheville	2	9	Western Carolina	1	4	at UNC Asheville	19	0	Stanford #	7			
7	at North Carolina	8 (11)	10	Western Carolina	9	3	at UNC Asheville	1	7	Southern Illinois #	8			
6	at UNC Charlotte	3	9	Radford	0	2	at UNC Asheville	7	* Big South Tournament at Conway, S.C.					
4	Coastal Carolina *	5	5	Radford	6	6	at Baptist	0	# NCAA West I Regional at Palo Alto, Calif.					
4	Winthrop *	6	6	Radford	5	9	at South Carolina	12	1991 [11-40-1]					
* Big South Tournament at Augusta, Ga.														
1987 [25-20]														
CU		Opp.	4	Vermont	4	3	at Wake Forest	7	CU		Opp.			
7	at Georgia	8	5	UNC Wilmington	4	3	Coastal Carolina	10	1	North Carolina	11			
0	at Georgia	10	5	Baptist	15	8	Coastal Carolina	3	2	Davidson	5			
7	at Western Carolina	9	6	Baptist	3	5	Coastal Carolina	3	8	Davidson	7			
3	at Western Carolina	5	7	Cleveland State	4	1	at UNC Wilmington	5	7	Davidson	6			
14	Radford	6	6	at East Carolina	4	0	at UNC Wilmington	3	3	at The Citadel	16			
11	Radford	3	5	Cleveland State	8	4	Augusta	5	5	at Auburn	4			
4	Western Carolina	7	5	at Winthrop	2	3	Augusta	0	4	at Auburn	15			
11	Western Carolina	8	2	at Winthrop	3	4	Richmond	5	4	at Georgia	12			
7	Western Carolina	2	0	at Winthrop	1	0	Richmond	6	4	at Georgia	11			
10	Coastal Carolina	8	5	Baptist	1	1	Central Florida	4	1	at Georgia	7			
13	Rhode Island	9	4	at UNC Wilmington	0	1	Central Florida	8	6	at Georgia	12			
10	Rhode Island	8	6	Wake Forest	8	+ Great Savannah Shootout at Savannah, Ga.					7	James Madison	12	
12	UNC Wilmington	11	4	at Augusta	1	1990 [15-33]					3	James Madison	2	
8	Duke	2	13	at Augusta	4	CU		Opp.	4	William & Mary	5			
14	Buffalo	7	5	at Virginia	6	5	at South Carolina	13	0	UNC Wilmington	17			
6	at Wake Forest	8	10	at Liberty	4	3	Atlantic Christian	8	2	Coastal Carolina	3			
2	North Carolina	18	11	UNC Wilmington	0	11	Pfeiffer	9	0	Coastal Carolina	9			
4	Kent State	1	21	Atlantic Christian	11	11	The Citadel	4	6	The Citadel	6			
6	Eastern Illinois	4	2	at Coastal Carolina	4	0	The Citadel	4	4	Towson State	6			
3	Eastern Illinois	4	2	at Coastal Carolina	13	6	at Georgia Tech	8	12	Towson State	8			
6	Eastern Illinois	10	0	at Coastal Carolina	5	4	at Georgia	6	7	Winthrop	8			
11	UNC Asheville	1	7	Liberty	1	2	at Georgia	10	10	Winthrop	3			
13	UNC Asheville	4	2	at Atlantic Christian	1	0	at UNC Charlotte	11	2	Winthrop	3			
5	at Duke	4	8	Baptist *	6 (12)	0	at Winthrop	8	5	Maryland	14			
2	Winthrop	14	6	Coastal Carolina *	5 (10)	9	at Winthrop	3	3	at Richmond	5			
10	Winthrop	5	17	Baptist *	0	15	at Winthrop	5	13	at Barton	11			
14	Wake Forest	6	3	at Wake Forest	2	10	Wake Forest	4	7	at Barton	12			
5	at UNC Charlotte	8	8	North Carolina Wesleyan	7	7	Radford	4	3	at Liberty	6			
4	at Winthrop	3	7	North Carolina	5	1	Princeton	3	6	at Liberty	8			
4	at Winthrop	15	9	North Carolina Wesleyan	3	1	Princeton	5	2	at Virginia	8			
4	at UNC Wilmington	6	2	at North Carolina	7	11	Princeton	12	1	at UNC Wilmington	3			
11	UNC Wilmington	13	* Big South Conference Tournament at Buies Creek, N.C.									6	at UNC Asheville	3
9	at Radford	2	1989 [10-32]									7	at UNC Asheville	8
6	at Radford	3	CU		Opp.	5	UNC Asheville	9	5	at South Carolina	8			
2	at UNC Wilmington	8	8	The Citadel +	6	7	UNC Wilmington	8	1	Augusta	2			
2	Liberty	4	0	Georgia Southern +	13	0	UNC Wilmington	8	5	Augusta	6			
9	Liberty	1	1	Mercer +	7	7	North Carolina	3	5	Augusta	6			
5	Florida Atlantic	11	1	at South Alabama	16	4	North Carolina Wesleyan	8	3	at UNC Greensboro	9			
15	at Augusta	2	6	at South Alabama	5	8	at UNC Wilmington	11	1	at Wake Forest	10			
8	at Augusta	3	4	at Auburn	5	1	at Coastal Carolina	14	5	at North Carolina	6			
11	at Coastal Carolina	7	3	at Georgia	4 (10)	3	at Coastal Carolina	7	0	at Charleston Southern	2			
8	at North Carolina	5	8	at Baptist	9	1	at Coastal Carolina	9	3	at Charleston Southern	2			
9	North Carolina Wesleyan	10	0	at Baptist	7	7	at Wake Forest	6	5	East Carolina	13			
8	Coastal Carolina *	9	5	at Baptist	7	5	at Virginia	11	4	North Carolina Wesleyan	6			
1	Winthrop *	8	4	at Radford	10	5	at Richmond	3	8	at Radford	9			
* Big South Tournament at Buies Creek, N.C.														
1988 [32-16]														
CU		Opp.	2	at Radford	3	5	at South Carolina	16	1	at Radford	12			
9	at Georgia	4	2	at Radford	3	5	Baptist	4	6	at Radford	7			
			2	at Liberty	11	0	Baptist	1	5	at East Carolina	7			
			5	at Liberty	10	4	Baptist	0	6	Richmond	5			
			2	Kent State	4	1	at North Carolina	9	3	Coastal Carolina *	7			
			3	Kent State	5	3	at East Carolina	17	4	Radford *	5			

Year-by-Year Results: 1963-2009

* Big South Tournament at Conway, S.C.

1992 [16-38-1]

CU	Opp.	9
2	at East Carolina	5
2	at North Carolina	6
20	Liberty	10
6	Liberty	2
5	Liberty	3
17	at Jacksonville	6
2	Eastern Michigan #	4
4	at South Florida	11
2	at Florida Southern	20
2	at Eckerd	3
8	Indianapolis #	0
3	at South Carolina	14
7	at Barton	8
8	Barton	2
2	at Davidson	7
7	William & Mary	10
2	North Carolina	9
12	East Carolina	13
12	UNC Asheville	7
3	UNC Asheville	1
7	UNC Asheville	8
4	Virginia	1
4	Towson State	2
2	Towson State	2
12	at Winthrop	3
7	at Winthrop	10
7	UNC Wilmington	2
18	Radford	11
8	Radford	13
3	Radford	11
5	at Methodist	12
4	at Va. Commonwealth	15
3	at Richmond	10

3	Wake Forest	12
8	at UNC Greensboro	12
5	Methodist	2
3	at No. Carolina Wesleyan	8
6	at Coastal Carolina	8
0	at Coastal Carolina	6
1	at Coastal Carolina	14
1	East Carolina	6
5	Charleston Southern	4
9	Charleston Southern	8
3	Charleston Southern	7
5	at William & Mary	7
5	at UNC Wilmington	6
1	at Wake Forest	30
0	St. Andrews	2
5	at Duke	11
3	Richmond	6
2	at East Carolina	15
2	at Maryland	7
1	at Maryland	7
4	Winthrop *	11
3	Winthrop *	8

* Big South Tournament 1st round at Rock Hill, S.C.

Played at Lakeland, Fla.

1993 [17-33]

CU	Opp.	8
6	East Carolina	7
2	at UNC Greensboro #	13

6	Virginia Commonwealth	8
6	at South Carolina	14
2	Old Dominion	7
9	at Furman	8
10	Liberty	13
10	Liberty	4
3	Liberty	4
2	St. Louis	19
6	Barton	8
2	Ball State	6
10	High Point	7
3	UMBC	11
2	UMBC	3
14	Marist	6
6	Marist	4
5	at Fairfield	10
7	The Citadel	7
8	at UNC Asheville	6
7	Wake Forest	6 (10)
6	UNC Wilmington	11
2	at East Carolina	11
7	at Barton	15
11	Winthrop	10
3	Winthrop	8
10	Winthrop	3
12	at North Carolina	12
7	at High Point	7
3	Coastal Carolina	3
12	Coastal Carolina	7
9	Coastal Carolina	8
3	at Radford	6
1	at Radford	1
14	at Old Dominion	14
6	North Carolina State	6
6	at The Citadel	6
3	at Charleston Southern	3
4	at Charleston Southern	4
5	at Duke	5
4	at East Carolina	4
6	at UNC Wilmington	6
7	UNC Greensboro	7
3	at Towson State	3
14	at Towson State	14
10	at Virginia	10
10	at North Carolina State	10
8	Mount Olive	8
14	Erskine	14

at Burlington, NC

1994 [16-39]

CU	Opp.	12
0	at Florida International	2
3	at Florida International	3
5	at Florida International	5
3	UNC Wilmington	3
11	North Carolina	11
8	USC Aiken	8
6	at North Carolina	6
6	at UNC Charlotte	6
8	at Barton	8
17	at Coastal Carolina	17
5	at Coastal Carolina	5
14	at Coastal Carolina	14
6	Yale	6
17	Yale	17
9	Towson State	9
4	Towson State	4

5	Towson State	1
10	Marist	7
6	Richmond	10
5	Marist	4 (11)
9	Radford	12
3	Radford	5
8	Radford	9
2	at Duke	9
13	North Carolina State	3
6	UNC Asheville	5
6	UNC Asheville	2
4	UNC Asheville	1
5	at Virginia	14
0	at Richmond	6
4	The Citadel	8
4	East Carolina	3 (10)
5	Charleston Southern	3
4	Charleston Southern	6
9	Charleston Southern	4
1	at UNC Wilmington	9
6	at The Citadel	10
2	at UMBC	4
3	at UMBC	1
5	at UMBC	4
0	UNC Charlotte	7
4	at Liberty	15
4	at Liberty	9
2	at Liberty	0
0	at East Carolina	1
0	at Davidson	12
1	at Winthrop	4
1	at Winthrop	4
13	at Winthrop	4
6	at North Carolina State	7
3	Wake Forest	6
6	at Wake Forest	16
8	at UNC Greensboro	1
4	at UNC Greensboro	5
0	at UNC Greensboro	8

1995 [26-29]

CU	Opp.	3
3	Florida Atlantic	8
0	Florida Atlantic	7
0	Florida Atlantic	2
6	UNC Wilmington	12
4	North Carolina	5 (12)
5	at Southeastern Louisiana	9
4	at Southeastern Louisiana	1
5	at Southeastern Louisiana	6
3	Centenary	1
0	Centenary	1
4	Centenary	5
9	Wake Forest	4
2	Davidson	1
7	at North Carolina	10
1	Central Florida	6
0	Central Florida	1
2	Central Florida	4
5	Yale	1
6	VMI	3
23	North Carolina A&T	2
5	at Stetson	2
3	at Stetson	1
2	at Stetson	1
3	at UNC Charlotte	15
13	LeMoyne	1
5	Georgia State	3

7	Georgia State	8
6	Georgia State	5
0	East Carolina	8
6	at Samford	2
6	at Samford	7
2	at Samford	13
14	at Wake Forest	11
8	at North Carolina A&T	1
10	UNC Charlotte	12
5	Mercer	2
5	Mercer	4
8	Mercer	5
12	at Davidson	5
8	at Furman	10 (10)
5	at Furman	2
6	at East Carolina	7
6	at Duke	7
0	at North Carolina State	9
12	Wofford	11
4	Wofford	2
10	Wofford	0
3	at UNC Wilmington	1
0	at Florida International	8
0	at Florida International	6
3	at Florida International	4
2	at College of Charleston	3
3	at College of Charleston	1
0	at College of Charleston	4
8	Duke	10

1996 [23-33]

CU	Opp.	2
1	at Charleston Southern	6
1	at Charleston Southern	3
4	at Wake Forest	8
1	Duke	5
4	at Duke	2
9	at North Carolina	2
3	at UNC Wilmington	2
12	St. Peter's	0
3	St. Peter's	1
4	St. Peter's	1
0	North Carolina	7
4	UNC Wilmington	3
8	at Wofford	3
4	at Furman	5
3	at Augusta	5
9	at Augusta	10
4	at North Florida +	5
8	Akron +	16
3	Troy State +	4
5	Ohio State +	9
2	Youngstown State	3
10	Youngstown State	7
5	Youngstown State	4
3	Georgia State	2
4	Georgia State	13
5	Georgia State	7
7	at Duke	8
3	Barton	2
8	College of Charleston	2
3	College of Charleston	1
4	College of Charleston	8
5	at East Carolina	3
2	at UNC Wilmington	6
4	at Georgia State	5
2	at Georgia State	3
3	at Georgia State	13

Year-by-Year Results: 1963-2009

4	Virginia Tech	5	11	vs. Detroit	3	3	Stetson	0	6	at Elon	9
10	Virginia Tech	3	8	Mercer	5	5	Stetson	1	1	UNC Wilmington	6
11	Pace University	6	3	Mercer	4	4	UNC Wilmington	7	10	Mercer	4
18	Pace University	3	1	Mercer	2	9	at UCF	10 (12)	1	Mercer	2
5	Pace University	4	1	at Georgia State	3	0	at UCF	6	3	Mercer	2
4	at High Point	3	1	at Georgia State	6	8	at UCF	5	1	North Carolina State	3
14	Stony Brook	3	5	at Georgia State	7	1	Florida Atlantic	11	0	at Virginia Tech	1
8	Akron	5	6	at Duke	11	6	Florida Atlantic	4	7	at Belmont	2
6	Akron	22	8	at Stetson	6	6	Florida Atlantic	9	5	at Belmont	1
32	Radford	5	3	at Stetson	7	3	East Carolina	6	11	at Belmont	7
7	Radford	3	5	at Stetson	13	4	at UNC Wilmington	1	7	at Appalachian State	3
7	at Duke	0	0	at East Carolina	2	7	Belmont	0	6	Lipscomb	2
1	North Carolina State	10	2	Jacksonville	1	1	Belmont	2	2	Lipscomb	7
13	at Samford	4	7	Jacksonville	2	6	Belmont	1	1	Lipscomb	7
4	at Samford	8	3	Jacksonville	1	19	at Charleston Southern	5	5	at UCF\$	6
9	at Samford	3	6	at High Point	2	1	at Elon	4	11	Troy State\$	13
15	Howard	2	9	East Carolina	16	9	High Point	4	\$ A-Sun Tournament at DeLand, Florida		
17	Howard	3	1	UCF	20	10	Gardner-Webb	4	2005 [25-29, 13-17 A-Sun]		
10	Florida Atlantic	9	3	UCF	6	5	Gardner-Webb	8	CU		
7	Florida Atlantic	3	2	UCF	10	2	Gardner-Webb	4	Opp.		
13	Florida Atlantic	14 (10)	0	at UNC Wilmington	5	7	at Virginia Tech	22	9	North Carolina St.	1
6	UNC Wilmington	5	1	at Florida Atlantic	2	2	at Troy State	0	6	at North Carolina St.	8
4	at North Carolina State	5	2	at Florida Atlantic	5	4	at Troy State	5	8	Coastal Carolina	4
3	at Jacksonville	18	1	at Florida Atlantic	10	3	at Troy State	1	18	Ohio	17
3	at Jacksonville	1	4	Elon	3	2004 [23-34, 14-16 A-Sun]			6	Ohio	4
5	at Jacksonville	4 (8)	7	at Belmont	11	CU			3	Ohio	1
2	Elon	3	4	at Belmont	13	Opp.			6	Virginia Tech	10
4	Jacksonville State	2	6	at Belmont	7	1	at Texas Tech	18	10	Barton	2
13	Jacksonville State	2	13	High Point	6	4	at Texas Tech	19	9	UNC Pembroke	8
4	Jacksonville State	2	1	at UNC Wilmington	9	4	at Texas Tech	9	5	at High Point	18
1	at UNC Wilmington	2 (11)	11	Troy State	9	2	North Carolina State	3	11	High Point	5
1	at UCF	3	10	Troy State	2	2	East Carolina	10	8	High Point	2
6	at UCF	2	0	Troy State	6	18	North Carolina A&T	11	6	vs. Michigan State #	10
6	at UCF	1	9	Samford	8	11	North Carolina A&T	10	8	at North Florida #	12
6	at Elon	5 (12)	1	Samford	0	10	North Carolina A&T	7	8	at Central Florida	18
11	at Mercer	4	15	Samford	4	2	at Georgia State	0	0	at Central Florida	18
3	at Mercer	1 (10)	7	at Jacksonville State	8	1	at Georgia State	5	3	at Central Florida	9
2	at Mercer	6	7	at Jacksonville State	4	14	at Georgia State	3	7	North Carolina A&T	6
10	High Point	3	1	at Jacksonville State	2	14	Charleston Southern	4	7	Florida Atlantic	6
5	Georgia State	9	2003 [22-28, 14-18 A-Sun]			5	Charleston Southern	2	0	Florida Atlantic	2
2	Georgia State	3	CU			9	Florida International	5	8	Florida Atlantic	6
2	Georgia State	1 (10)	Opp.			8	at #7 Miami	10	7	Siena	0
2	at Troy State	9	2	at Miami	13	2	at #10 Florida Atlantic	3	2	North Carolina A&T	3
2	at Troy State	8	3	at Miami	10	1	at #10 Florida Atlantic	6	5	East Carolina	6
1	at Troy State	4	12	at Miami	9 (10)	3	at #10 Florida Atlantic	2	7	at Troy	10
12	Duke	8	4	Virginia Tech	6	0	UCF	2	5	at Troy	16
6	Stetson	5	6	Virginia Tech	0	0	UCF	6	3	at Troy	11
1	Stetson	0	4	at Mercer	2	3	UCF	4	3	at UNC Wilmington	13
7	Stetson	2	3	at Mercer	4	2	at #18 East Carolina	12	6	at Jacksonville	3
1	at Jacksonville	5	0	at Mercer	1	2	Troy State	4	8	at Jacksonville	2
1	at Jacksonville \$	5	1	Georgia State	4	10	Troy State	6	4	at Jacksonville	12
3	vs. UCF \$	8	2	Georgia State	10	2	Troy State	4	8	at Coastal Carolina	16
\$ TAAC Tournament at Jacksonville, FL			2	Georgia State	9	8	Harvard	4	11	Stetson	5
2002 [22-29, 11-19 A-Sun]			3	at Georgia Tech	5	1	at #25 Co. of Charleston	20	8	Stetson	12
CU			1	at Georgia Tech	3	3	at #25 Co. of Charleston	6	8	Stetson	3
19	Delaware State	Opp. 1	13	at Samford	4	1	at UNCW	7	10	Appalachian State	9
9	Delaware State	8	1	at Samford	0	2	at Gardner-Webb	6	10	at Mercer	2
3	Coastal Carolina	5	0	at Samford	4	6	at Gardner-Webb	1	7	at Mercer	10
2	at Coastal Carolina	14	5	Jacksonville State	4	3	at Gardner-Webb	5	4	at Mercer	12
3	Drexel	2	3	Jacksonville State	7	1	at #24 North Carolina St.	7	5	Georgia State	8
9	Drexel	8	14	Jacksonville State	6	5	at #24 North Carolina St.	2	9	Georgia State	6
7	Drexel	0	8	Princeton	0	0	Jacksonville	8	12	Georgia State	13
2	at Elon	10	3	at Jacksonville	10	2	Jacksonville	1	2	at Virginia Tech	4
1	Stony Brook	5	7	at Jacksonville	1	3	Jacksonville	2	3	Gardner-Webb	0
2	Stony Brook	1	7	at Jacksonville	13	2	Appalachian State	11	7	Gardner-Webb	12
10	at North Florida	9	4	Brown	6 (10)	0	at Stetson	11	8	Gardner-Webb	11
3	vs. Vanderbilt	7	3	at East Carolina	1	6	at Stetson	5	6	UNC Wilmington	12
			3	Stetson	2 (11)	2	at Stetson	7	8	at Lipscomb	3

Year-by-Year Results: 1963-2009

7	at Lipscomb	3	Salem, N.C.	5	Mercer	4	8	at Kennesaw State	9
3	at Lipscomb	6	*A-Sun Tournament at DeLand, Fla.	2	Mercer	8	7	at Florida A&M	0
3	at #22 North Carolina St.	11		5	Mercer	18	16	at Florida A&M	6
4	Belmont	3	2007 [11-45, 5-22 A-Sun]	3	at Florida	15	10	at FGCU	14
6	Belmont	5	CU	0	at Florida	15	8	at FGCU	16
2	Belmont	11	Opp.	4	ETSU	3	2	at FGCU	5
# Kennel Club Classic at Jacksonville, Fla.			6	Charlotte	15	5	ETSU	1	7
			1	Charlotte	8	11	ETSU	1	7
			1	UNC Asheville	6	4	UNCW	6	15
			8	UNC Asheville	10	1	Elon	5	3
2006 [19-38, 13-17 A-Sun]			3	UNC Asheville	5	2	at USC Upstate	13	14
0	at Coastal Carolina	9	2	at East Carolina	0	2	at USC Upstate	5	15
10	at Charleston Southern	14	0	at Charlotte	1	4	at USC Upstate	6	11
2	Virginia Tech	5	2	at Charlotte	13	5	at NC A&T	6	3
6	Virginia Tech	16	10	at The Citadel	20	1	at Stetson	9	3
8	at North Carolina A&T	6	6	Seton Hall	8	9	at Stetson	6	9
9	North Carolina A&T	2	2	Seton Hall	11	1	at Stetson	9	3
7	vs. Appalachian State #	12	9	Seton Hall	6	5	at Stetson	6	2
7	at Texas Tech	5	14	Holy Cross	9	5	Brown	2	13
3	at Texas Tech	5	9	Holy Cross	2	8	at NC Central#	2	16
4	at Texas Tech	6	8	at Marshall	9	3	at East Carolina	11	12
7	LaSalle	6	5	at Marshall	6	2	FGCU	3	18
8	LaSalle	9	4	at Marshall	8	3	FGCU	13	6
7	North Carolina St.	13	4	Columbia	14	2	FGCU	3	9
1	at North Florida	2	9	Columbia	11	10	NC Central	1	22
5	at North Florida	6	3	at Mercer	7	2	at East Carolina	11	14
1	at North Florida	8	2	at Mercer	8	7	at North Florida	8	12
6	Elon	7	3	at Mercer	12	10	at North Florida	4	9
4	Jacksonville	7	2	at UNC Wilmington	6	2	at North Florida	9	3
10	Jacksonville	11	2	Belmont	7	8	High Point	9	6
15	Jacksonville	6	5	Belmont	4	8	at UNCW	6	5
14	Longwood	8	4	Belmont	9	5	Jacksonville	8	15
2	East Tennessee State	3	7	Duke	11	3	Jacksonville	1	18
1	East Tennessee State	7	10	at ETSU	6	8	Jacksonville	4	13
9	East Tennessee State	4	4	at ETSU	5	4	NC A&T	0	2
7	at Longwood	8	4	at ETSU	5	2	Duke	16	5
0	at Florida Atlantic	2	11	NC A&T	10	8	at Gardner-Webb	13	7
8	at Florida Atlantic	11	1	at Jacksonville	11	10	at Gardner-Webb	3	16
7	at Florida Atlantic	3	3	at Jacksonville	13	8	at Gardner-Webb	6	6
7	at UNC Wilmington	13	3	at Jacksonville	5	3	East Carolina	9	11
7	at Gardner-Webb	3	5	Barton	7	3	Kennesaw State	14	8
13	at Gardner-Webb	2	4	Stetson	5	3	Kennesaw State	5	23
5	at Gardner-Webb	6	1	Stetson	3	8	Kennesaw State	9	13
1	Coastal Carolina	11	0	Stetson	6	2	at NC State	8	4
8	Lipscomb	11	7	at UNC	5	1	at Elon	7	3
7	Lipscomb	4	1	at Lipscomb	2	3	NC State	6	2
3	Lipscomb	2	2	at Lipscomb	3	0	at Belmont	14	
8	UNC Wilmington	18	4	at Lipscomb	2	6	at Belmont	5	
3	at Stetson	5	0	at Duke	12	3	at Belmont	7	
1	at Stetson	11	1	Gardner-Webb	9	5	at Duke	10	
4	at Stetson	6	2	Gardner-Webb	6	11	Lipscomb	8	
2	at Coastal Carolina	7	12	Gardner-Webb	2	10	Lipscomb	5	
8	Mercer	9	4	at NC State	12	1	Lipscomb	6	
5	Mercer	3	3	at NC State	7	0	Lipscomb*	14	
12	Mercer	1	4	Charleston Southern 15		11	Mercer*	3	
3	at UNC Asheville	6	8	North Florida	9	3	Belmont*	6	
1	at UNC Asheville	7	11	North Florida	13	# Game played at Durham Bulls Athletic Park-Durham			
3	at North Carolina	6	3	North Florida	7	* Atlantic Sun Tournament-DeLand, FL			
8	at Virginia Tech	7	5	UNC Wilmington	10	2009 [27-24, 7-19 A-Sun]			
4	at Belmont	7	4	at Kennesaw State	1	CU			
6	at Belmont	8	1	at Kennesaw State	2	Opp.			
18	at Belmont	6	3	at Kennesaw State	11	16	NC A&T	5	
7	at Elon	13							
8	Kennesaw State	6	2008 [21-37, 13-20 A-Sun]	10	NC A&T	3			
10	Kennesaw State	7	CU	11	NC A&T	4			
5	Kennesaw State	7	Opp.	19	at NC A&T	5			
5	vs. Jacksonville *	6	7	Dayton	5	17	UNC Greensboro	3	
10	vs. E. Tennessee State *	11	6	Dayton	1	12	at Kennesaw State	11	
# Played at Ernie Shore Field in Winston-			13	at High Point	20				

Game played at Durham Bulls Athletic Park-Durham

Game played at Durham Bulls Athletic Park-Durham

* Atlantic Sun Tournament-DeLand, FL

2009 [27-24, 7-19 A-Sun]

CU

Opp.

All-Time Varsity Roster

Abernathy Dave	1992-1993	Brown John	1972-1974	Danish Clement	1967	Gainey Alonzo		High Andy	1993-1996
Adams Everett	1966	Brown Phil	1956	Dauplaise Eric	1994-1996	Gales Scott	1989	Hill Roy	1984-1985
Adcock Alfred	1953-1955	Brown Rudy	1956	Daurity Ty	1994-1995	Gaito Richard	2008-Present	Hines Kyle	1997
Adcock Mike	1988-1991	Brown Spencer	1989-1990	Davis Jamie	1994-1996	Gana Brian	2008-2009	Hinton Curt	1953-1954
Adorno Dave	1974	Brundage Dustin	1997	Davis Jeff	1998-2000	Gardner Matt	2006-2008	Hobbs Brian	1997-1998
Albert Devon	1996	Buchanan William	1949	Davis Joey	1970-1972	Gardo Daniel	2008-Present	Hobbs Randy	1973
Alford Johnny	1949	Buck Gary	1976	Davis Logan	2009-Present	Gares Trey	1991	Hodges Mike	1965-1966
Allen Billy	1960	Buckley Matt	1993-1995	Davis Matt	1990-1991	Garris Glen	1965-1966	Hoffman Jeff	2007-2009
Allen Jacob	2006-2007	Bunn Henry	1960-1963	Davis Paul		Gaskins Jerry	1955-1956	Hoffman Kelly	1981-1983
Allen Jeff	1988	Burgess Mike	1978-1979	Davis Reggie	1994-1995	Gatson Brock	1987	Holskey Josh	2009-Present
Allen Jimmy		Burroughs Ray	1958	DeAnda Sal	2002-2003	Gay Ed	1993-1994	Holt Tim	2005-2006
Allen John	1965	Butler Clyde	1953	Deaton Reese	1953	Gelhaus Josh	1997-1998	Honeycutt Jim	1972
Allen Matt	1992-1995	Byrd Billy	1958	Della Costa Tony	2000-2001	Gentile Glenn	1974-1975	Hood Randy	1987-1990
Ammons Ron	1980-1983	Byrd Corey	1998-2002	Denman Alan	2010-Present	Gleason Sean	1984-1986	Hooper William	1949
Amsler Harry	1967	Byrd Glenwood	1958-1959	Dereski Bill	1970	Godwin Lewis	1965	Horne Jeff	1981-1982
Anderson Jerry	1962	Byrd Joseph	1946	Dethloff Alex	1996	Goodson Todd	2000	Horton John	1964
Ange Mike	2005-2006	Byrd Matt	2004	Deturris George	1970-1971	Goss Ronald	1954	Howard Ricky	2005-2006
Angel Ron	1974-1975	Byrum Kelly		Deutsch Justin	2005	Grady Bryce	2009-Present	Howell Tim	1972-1973
Anthonson Joe	2004-2005	Caffee Ray	2000-2001	Dewar Brantley	1963-1964	Graybill George	1949	Holt Tim	2005
Arthur Billy	1953	Calcutt Mark	1980-1981	Dickens Ed	1992	Graybill Pat	1975	Hoyle Larry	1979-1980
Atkinson Ronnie	1958-1959	Campbell Mike	1996-1998	Didlake Chris	1981-1982	Grayson Mike	1992	Hucks Brian	1993
Avant Buddy	1979	Capps Jim	1964-1966	Dignan Mike	1988	Green Rudolph	1953	Huff Jeff	1998-2001
Averette Bill	1984-1986	Capps Julian	1955	Dominguez Carlos	2006-2007	Green Thomas	1948	Hughes Bob	1975-1976
Averette Billy	1960	Carmichael Brian	1994	Downing Carlyle	1946	Greene Dwaine	1976-1979	Hughes Zac	2000
Aycoth Alex	2009-Present	Caron Andrew	2007-2008	Drake Enid	1948-1949	Greene Ray	1996-1998	Hulmes John	1982-1984
Babyak Joey	2003-2005	Carpenter Paul	1984	Dunn Billy	1956-1957	Griffin Andy	1981	Hundley Don	1965-1966
Baez Sergio	2004	Carr Jimmy	1959	Dupree Steve	1975	Griffin Gene	1978	Hunt Phillip	1979-1982
Baker Joe	1971	Carter Lee	1946	Dwyer Larry	1970	Griffin Mike	1992-1995	Ingle Harold	1970-1971
Baldwin Johnny	1981	Carter Nic	2000-2002	Eady Tommy	1975	Grindle Chuck	1970-1973	Ingram Cedric	1955
Ballard Danny	1955-1956	Carver Corey	2010-Present	Edwards Gerald	1956-1957	Gunter Tommy	1956	Ingram Clinton	2010-Present
Bancroft Jay	1957	Cashwell Jennings	1946	Edwards Harry	1964	Gwyn Bob	1965-1967	Inman Clarence	1962-1963
Bangi Chris	2009-Present	Caudle Larry	1965-1967	Ellen Harold	1955-1956	Hagar Robert	1966-1967	Irby Derryl	1991
Barefoot Doug	1984-1987	Causey Mike	2007-2008	Ellenz Kyle	2002-2003	Haigler Boyce	1954-1955	Irby Gary	1972-1973
Barger Kevin	1980-1984	Cayson Burt	1975	Ellington Bill	1972-1973	Haigler Jerry	1964	Isley James	1960-1961
Barker Ben	1999	Challendar Ray	1957-1958	Ellington Boyd	1954-1955	Hairr Carlton	1974-1976	Jackson Donovan	1993
Barker Hoyle	1957	Champion Velton	1956-1957	Ellis Don	1962-1964	Hall Daniel	1998-2000	Jackson Graham	1951
Barkley Jerry	1957	Chance Don	1974	Ellis Eric	1986-1989	Hall Grey		Jackson Scott	1994-1998
Barrows Andrew	2003	Cheek Mitch	1973	Elmore Cecil	1956	Hall John	1951	Jaffey Harold	1953
Barrows Derek	2002-2003	Cheeseman Mike	2006-2007	Emmert John	2006	Hall Ray	1960	James Don	1971-1972
Barwick Lemmie	2005	Cherry Albert	1954	England Chris	2006-2007	Hamilton Mark	1999	Jarrell Stanley	1978-1980
Bass Ned	1948-1949	Chocran Mike	1955	English Chris	1999-2002	Hamilton Robert		Johnson Craig	1970
Batson Byron	1997-2000	Clark Walter	1976-1978	Ennis Daniel	2001-2002	Hamilton Steve	1991-1992	Johnson Dave	1975-1976
Bauman Ernie	1962-1963	Cline Jay	1974	Ennis Don	1970-1973	Hamme Ryan	2006-2009	Johnson Dewin	1958
Bayley Eric	1992	Cloninger Darin	1981-1983	Ennis Jerry	1956	Handy Tim	1980-1982	Johnson DJ	2009-Present
Bayrer Tom	1999-2001	Cloninger Greg	1984-1987	Evans Grant	1994	Hanks Eddie	1978-1979	Johnson Lamar	1970-1972
Bazemore Hugh	1957-1958	Coates Bradley	1998-2001	Evans Mike	1976	Hardee George	1949	Johnson Ronnie	1958
Beasley Hudson	2006	Coats Douglas	1951-1952	Evans Scott	1985-1988	Hardison Ricky	1973	Johnson Zach	2007-Present
Beasley Levin	1946	Cobb Travis	2000-2001	Evans Tom	1970-1971	Hargrove Marion	1955-1956	Jones Brett	1980
Berrier Ricky	1988-1991	Cobbler Lee	1989-1992	Ewing Nic	2001-2004	Hargrove Wilbur	1958-1959	Jones Charles	
Bethune Billy	1960	Coble Larry	1966-1967	Faircloth James	1956	Harkey Thomas	1951-1953	Jones Phillip	1954
Bethune Jim	1957-1958	Collins Ken	1995	Falkner Mark	1975	Harrington Donnie	1959	Jones Walter	1946
Bishop Sam	1961-1963	Collinsworth John	1983	Ferrell Ron	1966-1967	Harrington Greg	1983-1984	Joseph Jamaal	2002
Blades Josh	2003-2004	Conner Gordon		Ferrer Joe	1979	Harris Austin	2006	Kabinoff Neil	1974-1975
Blake James	1951	Corbett Ainsworth	1948	Fields Carl	1959	Harris Bill	1962	Kahler Daniel	1991
Blick Jeff	2002-2005	Corbett Mike	1997-1998	Finch Rob	2001-2004	Harris Morgan	1959-1960	Keelan Johnny	1999-2002
Bostic Leslie	1953	Cotton Josh	2002-2003	Fish Ben	2010-Present	Harrison Skip	1997-1998	Keen Matt	2008-2009
Bowden John	1990-1991	Covington Ron	1974-1975	Fish Josh	2008-2009	Hatch Alston	2003-2006	Kelly Daryl	1992-1993
Bowen Jene		Cox Kent	1993-1996	Fisher Edward	1966-1967	Hatchel Martin	1976	Kennedy Zac	2009
Bowes Patrick	2004-2005	Crandall Ryan	1993	Fisher Kenny	1981-1982	Hawes Adam	1999-2002	Kernodle John	1953
Boyce Blake	2010-Present	Cranmer Paul	1958	Fitzgerald Jay	1978-1979	Hawkey Austen	2005-2006	King Tilman	1962
Brake Thomas	1951-1953	Crater Matt	2000	Fitzgerald Mark	1993-1994	Hawkins John	1978	Kingsbury Willy	1993-1996
Braswell Brian	2007-Present	Creech Jimmy	1988-1989	Fleming Jimmy	1960	Hawley Ron	1970-1970	Kleweno Matt	2000-2003
Brandenburg Kyle	2010-Present	Creech Joe	1956-1957	Fleming Parker	2009-Present	Hedgpeh Frank	1973-1975	Knowles Gordon	1965-1966
Brame Cliff	2001-2003	Crew Dan	1980-1983	Fletcher Rudy	1978	Hein Joe	1976	Koonce Calvin	1960-1961
Brewer Kenneth	1954	Croom Jud	1970-1972	Floyd Carlton	2006-2009	Heintzelman Kent	1972	Koonce Charles	1961-1964
Bridgers Heath	2005	Culp Bill	1954	Floyd Frank	1973-1976	Hendrix J.C.	1989-1992	Kotroco Tim	1982-1983
Brigman Archie	1948	Culpepper Tommie	1987-1988	Forbes David	2004-2006	Hepler Wes	1999-2002	Krandel Mickey	1982-1985
Brinson Dennis	1992-1995	Cummings Kevin	1991-1992	Ford Hunter	2007-2009	Herring Blake	2006-2007	Krause Dan	1997-2000
Britt Jim	1975-1978	Cupka Darien	1971	Forehand Brian	1966-1967	Herring Ed	1973-1974	LaCates Wesley	1966
Brooks Ron	1980-1981	Curlee Paul	1993	Fountaine Tom	1972	Herring Morris	1946	Lambeth Scott	1973
Brown Ben	2010-Present	Curtis Roger	1965-1966	Fox Carl	1988	Herrman Karl	1982-1983	Landtiser Rob	1991
Brown Jason	2002-2004	Dail Kevin	1995-1998	Freeman John	1986	Hester Jim	1962-1963	Langley Carl	2002
Brown Jeff	1973	Dale Wayne	1980-1982	Freeman Julian	1946	Hickman Bill	1974-1975	Lardin A.J.	2001
Brown Joe	1961-1964	Daniels Harry	1951	Fronk Graham	2008-2009	Hicks Chad	1994-1996	Lasater Robert	1949

All-Time Varsity Roster

Law	Mark	1988-1991	Micoff	Jon	1999-2000	Pridgen	Randy	1963	Small	Hank	1971-1974	Walker	Bobby	1967
Leasure	David	1965	Mikles	Donald		Priest	Andy	1992-1995	Smart	Jim	1976-1978	Walker	Christopher	1980
LeBlanc	Brendan	1995-1996	Miller	Aaron	1995-1997	Priest	Mike	2004-2006	Smith	Bryan	1978-1979	Walker	Doug	1970-1972
Ledford	Jack	1989-1991	Miller	David	1963-1966	Prince	Mark	1957-1958	Smith	Butch	1973	Walker	Johnathan	2006
Lee	Don	1972-1973	Miller	Lincoln	1984-1987	Pritchard	Charlie	1959-1960	Smith	Daniel	2005-2007	Wall	Chip	2006
Lee	Edison	2001	Miller	Ward	1970	Pritchett	Luke	2009-Present	Smith	Larry	1956	Walters	David	1986
Lee	Eric	1997-1998	Milton	Kenny	1986-1989	Pugh	Aaron	2000-2001	Smith	Lincoln	2005-2006	Walters	Steve	1978-1980
Lee	Jamie	1992-1993	Minei	Katsufumi	1989-1990	Pulley	William	1949	Smith	Trevor	2007	Warford	George	1960
Lehman	Jared	2006	Mitta	Chris	1986-1988	Pulliam	Bill	1967-1970	Smothers	Nick	1953-1954	Warren	Chris	1995-1998
Lehmann	George	1960	Monds	Angus	1955	Quick	Gerald	1958-1959	Snover	Eric	1998	Warren	James	1951
LeSage	Quinn	2006-2007	Monger	Mike	1995-1998	Quick	Travis	1998	Spain	Steve	1981	Warren	Marty	1983-1985
Letizia	Charlie	1987-1988	Monteith	Andy	1997	Raba	Scott	1995	Spell	Raymond	1991-1994	Warrick	Dave	1978-1979
Lewis	Bob	1965	Montgomery	Tom	1979-1983	Randol	Jeff	2004-2006	Spencer	Bobby	1956	Waters	Keith	1978-1979
Lewis	John	1978	Moody	Dennis	1970-1972	Rappa	Paul	1976	Spicer	Bobby	1980-1983	Watlington	John	2007
Lilley	Joseph	1951	Moody	Derrick	1989	Raynor	Eric	1989	Spraker	David	1948	Weaver	Buddy	1963
Lilly	Justin	2007-2008	Morris	Jimmy	1959	Redman	Andy	2004	Stancil	Bradley	2001	Weaver	Dennis	1970-1971
Lippert	John	1975-1976	Morton	Darrel	1980	Reeves	Ray	1959	Stancil	Jim	1965	Weir	Mike	1993-1994
Little	Jim	1992	Morykon	Mac	2004	Reges	James	1948	Stanley	Ed	1990-1993	Welch	Charlie	1970
Little	Mark	1974-1976	Mouton	Daniel	2001	Regner	Steve	1982-1983	Stanley	Pearson	1949	Welsh	Gordon	1958
Littlefield	Matthew	1997	Mumford	Hugh	1963-1965	Reinstetle	Rob	1998	Stanley	Robert		Wenzel	William	1951
Lockamy	Albert	1978-1980	Murdock	Jack	1994	Reiland	Luke	2005-2006	Stanley	Warren	1953	West	Danny	1970-1971
Logan	Nate	2004-2006	Murphy	Danny	1984-1988	Reynolds	Mark	1971-1973	Stephenson	Bryan	2009	Westbrook	Bert	1951-1953
Long	Bobby		Murray	Pat	2000-2003	Richardson	Larry	1962-1965	Stephenson	Joe	1981-1984	Wharton	Bob	1991-1993
Lopez	Jonathan	2009-Present	Mustain	Eugene		Riddick	Thomas	1966	Stevens	Bonnie	1962	Wheeler	James	1954
Lotierzo	Tony	1975	Naumann	Tony	1976	Riddle	John	1962	Stevens	Charlie	1997-1998	White	James	1983-1986
Lowry	Blake	2007-2009	Nelson	Cameron	2010-Present	Rispoli	Tom	2002-2004	Stevens	Edward	1966	Whitehead	Lonnie	2003-2006
Lucas	Gerald	1955	Nelson	Kevin	2009-Present	Rivera	David	2010-Present	Stevens	James	1948	Whitehurst	John	1972-1973
Lucas	Jon	1987-1990	Nestor	Joe	1992-1995	Rizer	Larry	1963-1965	Stewart	Thomas		Wiley	Chris	1999-2003
Lupia	Joseph	1967	Newman	Bryce	1970	Robbins	Jack	1961-1962	Stone	Bari	1966	Wilkerson	Jason	1998-1999
Lyerly	Rob	2007	Nichelson	Bob	1982	Roberts	Danny	1954-1955	Stovall	Jeff	2003	Wilkes	Bill	1982-1985
Lynch	Archie	1949	Nixon	Wade	1956	Roberts	Ken	1961	Stovall	Rodney	1982-1985	Willett	Fred	1963-1966
Lynch	Tom	1982-1985	Oakley	Al	1960	Rochelle	Henry	1985-1988	Strickland	Philip	2003-2005	Williams	Bracky	1953-1954
MacKenzie	Bob	1970	Oakley	Brad	1990	Rocher	Stan	1990-1993	Strickland	Terry	1981	Williams	Gary	1979
Maddocks	Josh	1993-1994	Oakley	Dewey	1954	Rogers	Jack	1991	Styles	Fred	1967	Williams	Herb	1980-1982
Mallette	Mark	1990	Oakley	Larry	1970	Rogers	Tommy	1993-1996	Suitt	Preston	1961	Williams	Jerry	1995-1996
Maness	Gene	1957	Onstott	Vince	1988	Royal	Danny	1964	Summerlin	Gene	1978-1980	Williams	Mitch	2001-2002
Maness	Len	1953-1954	O'Quinn	Jared	2002-2005	Rudisill	Steve	1978-1979	Talley	Arthur	1961	Williams	Roger	
Mangino	Vinny	1984-1987	Outlaw	Chris	1989	Rush	Jodie	1970	Tanner	Doug	1979-1980	Williams	Steve	1971
Mangum	Tommy	1960	Overby	Alvis	1951	Russell	LeGrande	1989	Taylor	Brad	1992-1994	Williams	Steve	1976-1978
Maning	Kenneth	1962	Palentchar	Bob	1986-1989	Russell	Robert	1967	Taylor	Jerry	1973-1974	Wilmouth	Skip	1970
Mann	Max	1978	Panella	Tony	1996	Rydman	Jeff	2009-Present	Taylor	Paul	1949	Wilson	Barry	1986-1989
Manukas	Pete	1996	Parker	Colin	2008-Present	Ryskamp	Jim	1978	Taylor	Walter	1946	Wilson	Chris	1992
Marbell	Tim	1978-1980	Parker	Roy	1946	Sabatino	Steve	1991-1992	Terrill	Dave	1976-1979	Wilson	Donald	1958
Marcano	Robert	1997-1998	Parsons	Stephen	2008-2009	Safran	Stephen	2000-2001	Terrill	Matt	2004-2005	Wineke	Mike	1999-2002
Marek	Matt	2005-2006	Pate	C.D.	1955	Saich	Chris	1994-1997	Tew	Dickie		Wood	Bobby	1955
Marksberry	Matt	2010-Present	Pate	Sandy	1956	Salefsky	Larry	2005	Thomas	Henry	1972-1973	Wood	Jerry	1958
Marsh	Lester	1946	Payton	Scott	1990-1993	Sanderlin	Jonathan	2000-2003	Thomas	J.T.	1995-1998	Wood	Van	1964-1966
Martinez	Matt	2007-2008	Peavey	Bill	1978	Sanders	Barry	1976	Thomas	John	1959	Woodfin	Fred	1955-1956
Mason	Shawn	1985	Peede	Warren	1960-1961	Sanders	John	2002-2003	Thompson	Don	1966	Worley	Kevin	1998
Mattes	Ryan	2010-Present	Pegram	Ronald	1960-1961	Sanderson	James	1953-1954	Thompson	Jerry	1973	Wright	Jacob	2005-2006
Matthews	Mike	1978-1979	Percifield	Mark	1974-1976	Sasser	Charles	1946	Thornton	Steve	1972	Wright	Joe	1959-1960
Matthews	Todd	2005-2007	Percise	Donald	1951	Satterfield	Cory	1985-1988	Thorp	Brad	1978-1979	Wyche	Al	1971
May	Kenny	1980-1981	Percise	Ronald	1951-1953	Saul	Sammy	1991	Tippett	Jimmy	1960-1963	Wyche	Bob	1996
Mayo	David	1959-1960	Perkins	Mike	1992	Savage	Brad	1991-1993	Toffey	Joe	1984	Wyso	Brent	1995-1996
McCall	Grundy	1970	Perry	Calvin	1949	Schofield	Rick	1979	Toner	Mo	1978	Yates	Brandon	2003
McCall	Jim	1959-1960	Perry	James	1956	Schouten	Josh	1991-1992	Topal	Jordan	2003-2005	Yentsch	Jeff	1971
McCaskill	Matt	2001	Phillips	Justin	2005-2006	Schwartz	George	1970-1972	Townsend	Towny	1974	York	Brandon	2007
McCauley	Jim	1976	Pittman	Clayton	2006	Scott	Brandon	2005-2008	Tremittiere	Brad	1994-1997	Young	Bob	1970-1971
McCullough	Denver	1970-1971	Pittman	Hilton	2003	Scott	Derrick	1999-2002	Trexler	Tim	1985-1988	Young	William	1967
McDaniel	Eugene	1951-1952	Pleasant	Jeremy	1994-1995	Sears	Keith	1997-2000	Tucker	Terry	1987-1990	Zier	Frank	2010-Present
McDonald	Bryan	1983-1984	Pollard	Kirk	1979-1981	Seel	John	1975	Tungstall	Tommy	1960-1962	Zipko	Noah	2010-Present
McDonald	Jim	2005	Poole	Shaun	2000-2001	Self	Logan	2010-Present	Turner	Jimmy	1963-1965			
McGraw	Tom	1988-1991	Pope	Bobby	1961-1963	Semmens	Brian	1989-1991	Ullman	Bob	1975			
McLamb	Johnny	1976-1978	Pope	Brent	1984	Sergey	Matt	2010-Present	Urban	Chuck	1984-1985			
McLawhorn	Taylor	2001	Popp	Nick	2004	Sessoms	Chaz	2009-Present	Valenza	Thomas	2009			
McLean	Fred	1972	Porosky	Chris	1992-1996	Seward	Greg	1998	Vaughan	Mike	1979			
McLean	William	1995-1998	Posey	Bob	1982-1986	Sexton	Charles	1949	Vernon	Rob	2005			
McMillen	Al	1972-1974	Posey	John	1984-1986	Sexton	Tyler	2004-2005	Vickery	Keith	1988-1991			
McRae	Al	1970-1971	Poteat	James	1967	Shaw	Calvin	1962-1964	Vogel	Jim	1978-1979			
Meng	Rob	2007	Powell	Allen	1954-1955	Shearin	George	1948	Wade	Andy	1999-2002			
Meiggs	Ethan	2009-Present	Powell	Glenn	1955	Shelley	Bruce	1955-1956	Waggett	Blair	2006			
Meinke	Dave	1976	Powell	Steve	1973	Shelley	Grady	1958-1959	Wagner	Chris	1988-1991			
Melvin	Charles	1948-1949	Price	Jack	1971	Simmons	Bobby	1991	Wagstaff	Joe	2010-Present			
Melvin	Willie	1986	Price	Grant	2004	Small	Billy	1956	Waldecker	Joe	2005-2006			

Single Game Records

AT BATS

9 – Ben Barker at Samford (5/14/99)
 8 – Henry Rochelle vs. Radford (3/30/85)
 8 – Tom Lynch vs. Radford (3/30/85)
 8 – Bill Averette vs. Radford (3/30/85)

RUNS

8 – Henry Rochelle vs. Radford (3/30/85)
 6 – Tony Della Costa vs. Radford (3/30/85)
 5 – Five players tied

HITS

8 – Henry Rochelle vs. Radford (3/30/85)
 7 – Jay Fitzgerald at N.C. State (4/6/78)
 7 – Jeff Davis at Virginia Tech (5/10/00)

DOUBLES

3 – Four tied; most recent Zach Johnson vs. Stetson (4/24/09)

TRIPLES

3 – Ed Stanley vs. Virginia Commonwealth (2/19/93)

HOME RUNS

5 – Henry Rochelle vs. Radford (3/30/85)
 3 – Tom Montgomery at UNC Charlotte (4/20/83)
 3 – John Posey vs. Maryland (3/19/85)

RBI

10 – Henry Rochelle vs. Radford (3/30/85)
 7 – Phil Hunt vs. Pittsburgh-Johnson (3/15/81)
 7 – Bill Wilkes vs. Radford (3/30/85)
 7 – Bradley Coates vs. Virginia Tech (2/28/98)
 7 – Ellis Lowe vs. Belmont (4/9/09)

TOTAL BASES

23 – Henry Rochelle vs. Radford (3/30/85)
 12 – Tom Montgomery at UNC Charlotte (4/20/83)
 12 – John Posey vs. Maryland (3/19/85)
 11 – Ed Stanley vs. Virginia Commonwealth (2/19/93)

11 – Mike Priest vs. Ohio (2/18/05)

BASE ON BALLS

4 – Ron Ammons at N.C. Wesleyan (4/16/80)
 4 – Ron Ammons at Stetson (3/3/81)
 4 – J.C. Hendrix vs. UNC Asheville (3/13/92)

STRIKEOUTS

5 – Matt Keen vs. North Florida (3/30/09)

CYCLES

Jeremy Pleasant - @ UNC Asheville (3/25/94)
 Chris Warren – vs. Brown (3/26/98)
 Dan Krause – vs. Marshall (2/13/99)

HENRY ROCHELLE'S FIVE HOME RUN GAME



Babe Ruth, Hank Aaron, and Mickey Mantle never did it. Neither did Willie Mays, Joe Dimaggio and Mike Schmidt. In 1985, Henry Rochelle, then a freshman at Campbell, hit five homeruns in a game to establish a record that has yet to be equaled in the Major Leagues. The mark stood for 14 seasons in the NCAA Division I ranks until Marshall McDougall of Florida State hit six homeruns against Maryland on May 9, 1999.

Rochelle's five-homerun performance came in a 38-0 win against Radford University on March 30, 1985 at Taylor Field. In his "once-in-a-lifetime" game, Rochelle went 8-8, scored eight runs, blasted five homeruns and knocked in ten runs.

Rochelle established new NCAA records for most homeruns (5) and most total bases in a game (23), while tying the NCAA standard for most runs scored in a game (8).

Rochelle's homeruns came in the first, third, fourth, seventh, and

eighth innings. His incredible performance lifted his batting average from .302 to .412 and his slugging percentage from .419 to .804. He had not homered prior to that game and hit more homeruns in that contest than he did during his high school career.

"I couldn't believe I hit five," Rochelle said at the time. "I was expecting a lot of breaking balls after I hit the first couple of homers and the last two I hit out were curves. I was just looking to get a base hit when I went to the plate. I guess it's one of those once-in-a-lifetime things. It's kind of hard for me to believe."



Single Season Team and Individual Records

Single Season Team Batting Records (1978-2009)

Highest Batting Average:	.346	2009
Most Home Runs:	106	1985
Most Home Runs per Game:	2.21	1985*
Most RBI:	464	2009
Highest Slugging %:	.559	1986
Most Games:	58	1998, 2008
Most Wins:	33	2001
Most Losses:	45	2007
Most At-Bats:	2035	2006
Most Runs:	516	2009
Most Runs per Game:	10.12	2009
Most Hits:	634	2009
Most Singles:	461	2006
Most Doubles:	142	2009
Most Triples:	35	1998
Most Extra-Base Hits:	205	1986
Most Total Bases:	959	1985
Most Walks:	340	1985
Most Strikeouts:	445	1987
Most Hit By Pitch:	123	2009 *
Highest On-Base %:	.444	2009
Most Stolen Bases:	117	2009
Most Caught Stealing:	37	1998
Most Sacrifice Hits:	52	2008
Most Sacrifice Flies:	36	2009

*Led Nation

Single Season Team Batting Records (1978-2009)

Lowest ERA:	4.05	1988
Highest ERA:	7.16	1992
Most Saves:	11	1985, 1996
Most Shutouts:	4	1988, 2000
Most Complete Games:	18	1979
Most Innings Pitched:	503	2008
Most Hits Allowed:	657	2008
Fewest Hits Allowed:	180	1981
Most Runs Allowed:	447	1997
Fewest Runs Allowed:	138	1981
Most Earned Runs Allowed:	360	2005
Fewest Earned Runs Allowed:	110	1981
Most Walks:	300	1997
Fewest Walks/9 IP:	3.83	1996
Most Strikeouts:	427	2000
Most Strikeouts/9 IP:	8.24	2000
Most Hit Batters:	83	2005
Most Home Runs Allowed:	74	1999

NCAA Division I [1978-Present] Individual Season Records

BATTING

HIGHEST BATTING AVERAGE:	.464, J.C. HENDRIX (1991)
HIGHEST BATTING AVERAGE (LEFT-HANDED):	.438, RYAN HAMME (2009)
MOST HOME RUNS:	26, JOHN POSEY (1985)
MOST HOME RUNS (LEFT-HANDED):	22, BILL WILKES (1985)
MOST RUNS BATTED IN:	75, JOHN POSEY (1985)
HIGHEST SLUGGING PERCENTAGE:	.955, JOHN POSEY (1985)
HIGHEST SLUGGING PERCENTAGE (LEFT-HANDED):	.789, BILL WILKES (1985)
MOST GAMES:	58, RYAN HAMME (2008), ZACH JOHNSON (2008)
MOST AT-BATS:	238, TIM HOLT (2006)
MOST RUNS:	71, BILL WILKES (1985)
MOST HITS:	90, MIKE PRIEST (2006), ELLIS LOWE (2009)
MOST SINGLES:	68, ELLIS LOWE (2009)
MOST DOUBLES:	29, ZACH JOHNSON (2009)
MOST TRIPLES:	8, KEVIN WORLEY (1998)
MOST EXTRA-BASE HITS:	41, JOHN POSEY (1985), ZACH JOHNSON (2009)
MOST STRIKEOUTS:	65, WILLY KINGBURY (1996)
FEWEST STRIKEOUTS (100+ AT BATS):	5, KENT COX (1995)
MOST HIT BY PITCH:	30, CHRIS BANGI (2009)
HIGHEST ON-BASE PERCENTAGE:	.554, JOHN POSEY (1985)
MOST STOLEN BASES:	35, BRANDON SCOTT (2008)
MOST CAUGHT STEALING:	9, NIC CARTER (2001), MIKE CAUSEY (2007)
MOST SACRIFICE HITS:	11, BRADLEY COATES (2001)
MOST SACRIFICE FLIES:	8, MIKE CAUSEY (2008)

PITCHING

MOST WINS (LEFT-HANDED):	11, WES HEPLER (2001)
MOST WINS (RIGHT-HANDED):	9, CORY SATTERFIELD (1988)
HIGHEST WINNING PERCENTAGE:	.857 (6-1), DAN CREWE (1982), (6-1), KENNY MILTON (1988), (6-1) MIKE ANGE (2005)
HIGHEST WINNING PCT. (10+ DECISIONS):	.833 (10-2), BARRY WILSON (1987)
LOWEST ERA (100+ INNINGS):	2.61, WES HEPLER (2001)
LOWEST ERA (50-99 INNINGS):	2.75, MIKE MONGER (1995)
LOWEST ERA (25-49 INNINGS):	1.76, HENRY ROCHELLE (1988)
MOST LOSSES:	10, RICKY BERRIER (1991), QUINN LESAGE (2007)
MOST SAVES:	8, KENNY MILTON (1988), J.T. THOMAS (1996)
MOST APPEARANCES:	37, BYRON BATSON (2000)
MOST APPEARANCES (LEFT-HANDED):	27, HUNTER FORD (2008)
MOST SHUTOUTS:	2, JOE STEPHENSON (1981)
MOST STARTS:	17, ERIC LEE (1997)
MOST COMPLETE GAMES:	8, WES HEPLER (2001)
MOST INNINGS PITCHED:	131.1, WES HEPLER (2001)
MOST HITS ALLOWED:	118, DAVID WALTERS (1986), ERIC LEE (1997)
MOST RUNS ALLOWED:	83, ERIC LEE (1997)
MOST EARNED RUNS ALLOWED:	72, ERIC LEE (1997)
MOST WALKS:	66, DAVID WALTERS (1986), AARON MILLER (1997)
FEWEST WALKS/9 IP:	1.51 (22 IN 131 IP), WES HEPLER (2001)
MOST STRIKEOUTS:	106, MARTY WARREN (1986)
MOST STRIKEOUTS/9 INNINGS:	
(100+ IP):	9.32 (106, 102.1 IP), MARTY WARREN (1985)
(75-99 IP):	9.33 (93, 89.2 IP), BARRY WILSON (1987)
(50-74 IP):	12.38 (77, 56.0 IP), AARON MILLER (1997)
(25-49 IP):	11.45 (39, 30.2 IP), BYRON BATSON (1998)
MOST HIT BATTERS:	17, BYRON BATSON (1999)
MOST HOME RUNS ALLOWED:	19 COREY BYRD (1999)

Single Season Records

BATTING AVERAGE


(MINIMUM 100 AT-BATS)	AB	HITS	AVG.	YEAR
1. J.C. HENDRIX	192	89	.464	1991
2. RYAN HAMME	162	71	.438	2009
3. WAYNE DALE	148	64	.432	1982
4. JOHN POSEY	178	75	.421	1985
5. KEVIN NELSON	110	45	.409	2009
6. BOBBY SPICER	115	47	.409	1980
7. JOHN POSEY	195	79	.405	1986
8. ELLIS LOWE	223	90	.404	2009
9. MIKE PRIEST	224	90	.402	2006
10. ADAM HAWES	143	57	.399	2000

GAMES

1. RYAN HAMME	58	2008
ZACH JOHNSON	58	2008
3. JOE ANTHONSEN	57	2004
JEFF BLICK	57	2004
BRADLEY COATES	57	1998
TONY DELLA COSTA	57	2000
JEFF HUFF	57	1998
WILLIAM MCLEAN	57	1997
ELLIS LOWE	57	2008
BRANDON SCOTT	57	2008
CHRIS WARREN	57	1998

AT BATS

1. TIM HOLT	238	2006
2. BRANDON SCOTT	231	2006
KEVIN WORLEY	231	1998
4. CARLTON FLOYD	230	2007
TIM HOLT	230	2005
6. ELLIS LOWE	225	2008



J.C. HENDRIX SET THE PACE FOR HIGHEST BATTING AVERAGE IN A SEASON (.461)

7. MIKE PRIEST	224	2006
8. ELLIS LOWE	223	2009
9. BRADLEY COATES	218	1999
BRANDON SCOTT	218	2008

RUNS

1. BILL WILKES	71	1985
2. ELLIS LOWE	69	2009
3. CHRIS BANGI	66	2009
4. JOHN POSEY	64	1986
5. MIKE PRIEST	62	2006
6. RYAN HAMME	61	2009
JOHN POSEY	61	1985
8. CHRIS WARREN	59	1998
9. TIM HOLT	55	2006
JEFF HUFF	55	1998
ZACH JOHNSON	55	2009

HITS

1. ELLIS LOWE	90	2009
MIKE PRIEST	90	2006
2. J.C. HENDRIX	89	1991
3. TIM HOLT	85	2006
4. TIM HOLT	84	2005
BRANDON SCOTT	84	2006
6. KEVIN WORLEY	81	1998
7. JOHN POSEY	79	1986
8. BEN BARKER	78	1999
TONY DELLA COSTA	78	2001
CARLTON FLOYD	78	2007
CHRIS WARREN	78	1998

RUNS BATTED IN

1. JOHN POSEY	75	1985
2. BILL WILKES	71	1985
3. CHRIS MITTA	66	1986
ELLIS LOWE	62	2009
5. WAYNE DALE	61	1982
ZACH JOHNSON	61	2009
7. JOHN POSEY	60	1986
TONY DELLA COSTA	60	2001
9. CHRIS WARREN	57	1998
10. MIKE PRIEST	53	2006

DOUBLES

1. ZACH JOHNSON	29	2009
2. RYAN HAMME	26	2009
3. MIKE PRIEST	22	2005
4. J.C. HENDRIX	20	1992



BRANDON SCOTT OWNS THE RECORD FOR MOST STOLEN BASES IN A SEASON (35).

5. BEN BARKER	19	1999
6. J.C. HENDRIX	18	1991
BOB PALENTCHAR	18	1987
8. TONY DELLA COSTA	17	2001
CHRIS MITTA	17	1987
BRANDON SCOTT	17	2008
CHRIS WARREN	17	1998

TRIPLES

1. KEVIN WORLEY	8	1998
2. NIC CARTER	7	2001
BRANDON SCOTT	7	2006
CHRIS WARREN	7	1998
5. ED STANLEY	6	1993
6. JOHNNY BALDWIN	5	1981
NIC CARTER	5	2000
TONY DELLA COSTA	5	2001
JEFF HUFF	5	1998
ROBERT MARCANO	5	1997
CHRIS POROSKY	5	1996
JEFF RANDOL	5	2004
JASON WILKERSON	5	1998

HOME RUNS

1. JOHN POSEY	26	1985
2. BILL WILKES	22	1985
3. JAMES WHITE	18	1986
4. JOHN POSEY	17	1986
5. WAYNE DALE	16	1981
WAYNE DALE	16	1982
7. REGGIE DAVIS	15	1995
8. CHRIS MITTA	14	1986

Single Season Records

MIKE PRIEST	14	2005
10.KEVIN BARGER	13	1984
BROCK GASTON	13	1987
J.C. HENDRIX	13	1991
MIKE PRIEST	13	2006
CHRIS WARREN	13	1998

STOLEN BASES

1. BRANDON SCOTT	35	2008
2. NIC CARTER	32	2002
3. NIC CARTER	31	2001
4. RANDY HOOD	26	1990
5. BRANDON SCOTT	25	2006
6. MATT KEEN	22	2009
7. JAMES WHITE	21	1986
8. JEFF BLICK	20	2004
KEITH SEARS	20	2000
10.JEFF BLICK	19	2005
BRANDON SCOTT	19	2007

BASE ON BALLS

1. RODNEY STOVALL	56	1985
2. JOHN POSEY	48	1985
3. BILL WILKES	46	1983
4. BILL WILKES	43	1985
5. RANDY HOOD	40	1990
PHIL HUNT	40	1981
7. WILLIAM MCLEAN	39	1997
8. GREG CLONINGER	38	1986
CHRIS MITTA	38	1986
10.CHRIS BANGI	37	2009

TOTAL BASES

1. JOHN POSEY	170	1985
2. BILL WILKES	153	1985
3. MIKE PRIEST	151	2006
4. J.C. HENDRIX	150	1991
5. JOHN POSEY	146	1986
6. MIKE PRIEST	145	2005
7. CHRIS WARREN	143	1998
8. ZACH JOHNSON	141	2009
9. JAMES WHITE	135	1996
10.J.C. HENDRIX	128	1992

SLUGGING PERCENTAGE

1. JOHN POSEY	.955	1985
2. WAYNE DALE	.831	1982
3. BILL WILKES	.789	1985
4. J.C. HENDRIX	.781	1991

5. WAYNE DALE	.770	1981
6. JOHN POSEY	.749	1986
7. BOBBY SPICER	.713	1980
8. ZACH JOHNSON	.705	2009
9. J.C. HENDRIX	.692	1992
10.JAMES WHITE	.689	1986

ON-BASE PERCENTAGE

1. JOHN POSEY	.554	1985
2. CHRIS BANGI	.538	2009
3. WAYNE DALE	.533	1982
4. RYAN HAMME	.527	2009
J.C. HENDRIX	.527	1991
6. BOBBY SPICER	.524	1980
7. BILL WILKES	.519	1984
8. BILL WILKES	.506	1985
9. D.J. JOHNSON	.500	2009
10.RANDY HOOD	.498	1990

HIT BY PITCH

1. CHRIS BANGI	30	2009
2. JOSH MADDOCKS	17	1993
3. JOSH MADDOCKS	15	1994
4. KENT COX	14	1995
5. RYAN HAMME	13	2008
RYAN HAMME	13	2009
7. ALEX AYCOTH	12	2009
TIM HOLT	12	2006
STEPHEN PARSONS	12	2008
10.JEFF BLICK	11	2004

MIKE CAMPBELL	11	1999
KENT COX	11	1996
D.J. JOHNSON	11	2009
DANIEL SMITH	11	2007

STRIKEOUTS

1. WILLY KINGSBURY	65	1996
2. CHRIS WARREN	56	1998
3. ZACH JOHNSON	57	2008
4. BLAIR WAGGETT	53	2006
5. JASON BROWN	52	2003
MIKE CAUSEY	52	2007
ZACH JOHNSON	52	2009
8. JEFF HUFF	50	2001
KEITH SEARS	50	2000
10.JACOB ALLEN	49	2007
KEITH SEARS	49	1999



RYAN HAMME RANKS IN THE TOP TEN IN BATTING AVERAGE (.428), ON BASE PERCENTAGE (.527), RUNS SCORED (61), DOUBLES (26), HIT BY PITCH (13)

Career Records

Campbell NCAA Division I (1978-2009) Records Individual Career Records

Batting

Highest Batting Average:	.401, John Posey (1984-86)
Highest Batting Average (left-handed):	.349, Greg Cloninger (1984-87)
Most Home Runs:	50, John Posey (1984-86)
Most Home Runs (left-handed):	38, Bill Wilkes (1982-85)
Most RBI:	165, John Posey (1984-86)
Highest Slugging Percentage:	.792, John Posey (1984-86)
Highest Slugging Percentage (left-handed):	.639, Bill Wilkes (1982-85)
Most Games:	214, Bradley Coates (1998-01)
Most At-Bats:	774, Kent Cox (1993-96)
Most Runs:	170, Bill Wilkes (1982-85)
Most Hits:	269, Kent Cox (1993-96)
Most Singles:	217, Kent Cox (1993-96)
Most Doubles:	59, Ryan Hamme (2006-09)
Most Triples:	15, Nic Carter (2000-2002)
Most Extra-Base Hits:	96, J.C. Hendrix (1989-92)
Most Total Bases:	399, J.C. Hendrix (1989-92)
Most Walks:	152, Bill Wilkes (1982-85)
Most Strikeouts:	159, Jeff Huff (1998-01)
Toughest to Strike Out:	1 per 16.8 At-Bats, Kent Cox (1993-96)
Most Hit by Pitch:	32, Josh Maddocks (1993-94), Ryan Hamme (2006-09)
Highest On-Base Percentage:	.500, John Posey (1984-86)
Most Stolen Bases:	80, Brandon Scott (2005-08)
Most Caught Stealing:	19, Randy Hood (1987-90)
Most Stolen Base Attempts:	93, Brandon Scott (2005-08)
Most Sacrifice Hits:	33, Bradley Coates (1998-2001)
Most Sacrifice Flies:	15, Ryan Hamme (2006-09)

Pitching

Most Wins:	26, Cory Satterfield (1985-88)
Most Wins (left-handed):	24, Wes Hepler (1999-2002)
Highest Winning Percentage (20+ decisions):	.850 (17-3), Henry Rochelle (1985-88)
Lowest ERA (200+ IP):	3.60, Kenny Milton (1986-89)
Lowest ERA (100-199 IP):	3.58, Matt Buckley (1993-96)
Most Losses:	22, Brian Semmens (1989-91)
Most Saves:	18, Kenny Milton (1986-89)
Most Appearances:	97, Kenny Milton (1986-89)
Most Appearances (left-handed):	61, Wes Helper (1999-2002)
Most Games Started:	61, Wes Hepler (1999-2002),
Most Relief Appearances:	88, Kenny Milton (1986-89)
Most Complete Games:	19, Joe Stephenson (1981-84)
Most Shutouts:	4, Joe Stephenson (1981-84)
Most Innings Pitched:	368.0, Wes Hepler (1999-2002)
Most Hits Allowed:	359, Wes Hepler (1999-2002)
Most Hits Allowed Per Nine Innings:	13.24, Ryan Hamme (2006-09)
Most Runs Allowed:	224, Cory Satterfield (1985-88)
Most Earned Runs Allowed:	173, Cory Satterfield (1985-88)
Most Walks:	145, Barry Wilson (1986-89)
Fewest Walks Per Nine Innings:	1.11, Matt Terrill (2004-05)
Most Strikeouts:	258, Wes Helper (1999-2002)
Most Strikeouts Per Nine Innings:	11.75, Aaron Miller (1995-97)

Honors and Awards

NCAA Regional
1990 West I (Stanford, Calif.)

CoSIDA Academic All-America

Kent Cox (1995)
William McLean (1998)
Kenny Milton (1988)
Mike Priest (2005 – 2nd,
2006 – 1st)

Collegiate Baseball

Freshman All-American

Wes Hepler (1999 HM)
Nic Carter (2000 HM)
Rob Finch (2001 HM)

CoSIDA Academic All-District

Jeff Blick (2005)
Mike Campbell (1999)
Kent Cox (1994, 1995,
1996)
William McLean (1997, 1998)

ABCA All-Region

J.C. Hendrix (1991)
Ellis Lowe (2009)

NCCSIA All-State

Ryan Hamme (2009)
Zach Johnson (2009)

A-Sun All-Conference

Mike Ange (2005, 2nd)
Joe Anthonson (2005, 1st)
Byron Batson (2000, 2nd)
Nic Carter (2002, 2nd)
Bradley Coates (2001, 2nd)
Mike Corbitt (1997, 2nd)
Kent Cox (1995, 2nd,
1996, 3rd)

Reggie Davis (1995, 1st)
Sal Deanda (2003, 1st)
Tony Della Costa (2000, 1st,
2001, 1st)

Ryan Hamme (2006, 2nd)
(2009, 1st)

Wes Helper (2001, 2nd)
Tim Holt (2006, 2nd)
Willy Kingsbury (1995, 1st)
Ellis Lowe (2009, 2nd)
Mike Priest (2005, 1st,
2006, 2nd)

Brandon Scott (2006, 2nd)
J.T. Thomas (1996, 3rd,
1997, 3rd)
Chris Warren (1998, 1st)

A-Sun All Freshman Team

Rob Finch (2001)
Ryan Hamme (2006)
Ellis Lowe (2008)

A-Sun Coach of the Year

Chip Smith (2000)

A-Sun All-Tournament

Jeff Davis (2000)
Adam Hawes (2000)
Jeff Huff (2000)

A-Sun All-Academic Team

Jacob Allen (2006, 2007)
Mike Ange (2005, 2006)
Andrew Barrows (2003)
Byron Batson (1998, 2000)
Jeff Blick (2002-2005)
Bryan Braswell (2009)
Corey Byrd (2000, 2002)
Mike Campbell (1996, 1998,
1999)

Bradley Coates (1998)
Alan Cox (1995)
Kent Cox (1995, 1996)
Ty Daurity (1995)
Brandon Dees (2003)
Kyle Ellenz (2003)



JEFF BLICK WAS AN ALL A-SUN ACADEMIC PERFORMER FROM 2002-2005

Daniel Ennis (2001)
Nic Ewing (2001-2004)
Rob Finch (2003, 2004)
Josh Fish (2008, 2009)
Carlton Floyd (2008, 2009)
Hunter Ford (2008)
Matt Gardner (2006-2008)
Daniel Gardo (2008, 2009)
Bryce Grady (2009)
Ray Greene (1998)
Austin Harris (2006)
Alston Hatch (2006)
Austen Hawkey (2005, 2006)
Wes Hepler (1999-2002)
Chad Hicks (1996)
Josh Holskey (2009)
Tim Holt (2006)
Scott Jackson (1996-1998)
DJ Johnson (2009)
Zach Johnson (2009)
Matt Johnson (2006)
Johnny Keelan (2001)
Matt Klewenko (2000-2003)
Dan Krause (1997, 1999,
2000)
Brendan LeBlanc (1995, 1996)
Jared Lehman (2008)
Quinn LeSage (2006, 2007)
Nate Logan (2005, 2006)
Ellis Lowe (2009)
Rob Lyerly (2007)
Matt Marek (2005, 2006)



JOE ANTHONSON WAS NAMED TO FIRST TEAM ALL A-SUN HONORS IN 2005


Honors and Awards

Todd Matthews	(2005, 2006)
William McLean	(1995-1998)
Mike Monger	(1997)
Mac Morykon	(2004)
Colin Parker	(2008, 2009)
Stephen Parsons	(2009)
Chad Phillips	(1995)
Chris Porosky	(1995)
Mike Priest	(2004-2006)
Cody Raisch	(2008)
Sean Raisch	(2008)
Luke Reiland	(2005, 2006)
Jeff Rydman	(2009)
Jon Sanderlin	(2001)
Brandon Scott	(2006, 2008)
Keith Sears	(2000)
Lincoln Smith	(2006)
Daniel Smith	(2005-2007)
Jeff Stoval	(2003)
Phillip Strickland	(2003-2005)
J.T. Thomas	(1997, 1998)
Jordan Topal	(2002-2005)
Brad Tremitiere	(1996)
Rob Vernon	(2005)
Joe Waldecker	(2005, 2006)
Mitch Williams	(2000)
Lonnie Whitehead	(2003, 2005)
Jacob Wright	(2005, 2006)
Brent Wyso	(1995, 1996)



THE 1988 CAMPBELL BASEBALL SQUAD WON THE 1988 BIG SOUTH CHAMPIONSHIP MARKING THE FIRST CONFERENCE CHAMPIONSHIP IN BASEBALL FOR THE FIGHTING CAMELS.

Big South Champions 1988, 1990	Randy Hood (1988, 1990) Danny Murphy (1988) Bob Palentchar (1988)
Big South Player of the Year J.C. Hendrix (1991)	John Posey (1985) Cory Satterfield (1988) Ed Stanley (1990) Chris Wagner (1990) James White (1985-1986) Bill Wilkes (1985)
Big South Rookie of the Year Reggie Davis (1994)	Big South Tournament MVP Bob Palentchar (1988) John Posey (1985, CoMVP) Chris Wagner (1990)
Big South Coach of the Year Cal Koonce (1986)	
All-Big South Conference [1985-1994] Mike Adcock (1990) Greg Cloninger (1986, 1987) Kent Cox (1994) Reggie Davis (1994) J.C. Hendrix (1991, 1992) Randy Hood (1989) Charlie Letizia (1987, 1988) Chris Mitta (1988) John Posey (1986) Henry Rochelle (1988) Cory Satterfield (1988) Ed Stanley (1993) James White (1986) Barry Wilson (1987)	
Big South All-Tournament Ricky Berrier (1988, 1990) J.C. Hendrix (1990)	



J.C. HENDRIX WAS NAMED ABCA ALL-REGION, BIG SOUTH PLAYER OF THE YEAR, BIG SOUTH ALL-CONFERENCE AND BIG SOUTH ALL-TOURNAMENT IN HIS CAREER FROM 1990-1992

Campbell's All Time Record Against Opponents

All-Time vs. Opponents									
Opponent	W	L	T	Last Meeting					
Alabama A&M	2	0	0	2009	Florida A&M	2	0	0	2009
Allegheny	1	0	0	1982	Florida Atlantic	7	23	0	2006
Akron	1	2	0	2001	Florida Gulf Coast	0	6	0	2009
Appalachian State	6	4	1	2006	Florida International	2	7	0	2004
Armstrong State	5	3	0	1985	Florida Southern	0	1	0	1992
Auburn	1	5	0	2001	Francis Marion	0	1	0	1980
Augusta State	12	10	0	2000	Furman	2	3	0	1996
Ball State	1	2	0	1997	Gardner-Webb	5	10	0	2008
Barton	17	10	0	2007	George Mason	2	1	0	2000
Belmont	12	13	0	2009	Georgetown	3	0	0	1983
Brown	4	0	0	2008	Georgia	4	14	0	1991
Buffalo	13	1	0	1987	Georgia Southern	0	9	0	1990
Case Western Reserve	2	0	0	1982	Georgia State	13	30	0	2005
Catawba	1	1	0	1979	Georgia Tech	0	3	0	2003
Centenary	2	4	0	1999	Greensboro College	1	0	0	1997
Central Michigan	0	1	0	1997	Harvard	1	0	0	2004
College of Charleston	12	11	0	2004	High Point	14	4	0	2009
Charleston So. (Baptist)	23	21	0	2009	Holy Cross	2	0	0	2007
Charlotte	13	16	0	2007	Howard	4	0	0	2001
The Citadel	1	9	1	2007	Indiana (PA)	1	0	0	1978
Clemson	2	3	0	1990	Indianapolis	1	0	0	1992
Cleveland State	1	1	0	1988	Jacksonville	17	19	0	2009
Coastal Carolina	13	28	0	2006	Jacksonville State	8	11	0	2003
Columbia	2	2	0	2007	James Madison	1	3	0	1991
Coppin State	2	0	0	1998	John Carroll	3	0	0	1982
Davidson	6	4	0	1997	Kennesaw State	4	7	0	2009
Davis & Elkins	3	1	0	1982	Kent State	1	3	0	1989
Dayton	3	1	0	2009	LaSalle	1	1	0	2006
Delaware State	2	0	0	2002	LeMoyne	1	0	0	1995
Detroit	1	0	0	2002	Liberty (Baptist)	12	10	0	1994
Duke	8	16	0	2008	Lipscomb	9	10	0	2009
Drexel	3	0	0	2002	Longwood	1	3	0	2009
East Carolina	18	42	0	2009	Manhattan	2	0	0	1998
Eastern Connecticut	2	2	0	1982	Marshall	2	3	0	2007
Eastern Illinois	1	2	0	1987	Maryland	2	4	0	1992
Eastern Kentucky	1	0	0	1984	Maryland Baltimore County	2	3	0	1994
Eastern Michigan	0	1	0	1992	Maryland Eastern Shore	3	0	0	2000
East Tennessee State	6	7	0	2009	Marist	4	0	0	1994
Eckerd	0	1	0	1992	Mercer	27	26	0	2008
Elon	6	11	0	2008	Methodist	5	4	0	1992
Erskine	0	4	0	1993	Miami	1	3	0	2004
Fairfield	3	1	0	1999	Michigan State	2	3	0	2005
Florida	0	3	0	2008	Mount Olive	1	1	0	1993
					Mount St. Mary's	3	0	0	1999
					Newberry	0	2	0	1978

Campbell's All-Time Record Against Opponents

Norfolk State	0	1	0	1999	Texas Tech	1	5	0	2006
North Carolina	9	32	0	2007	Troy	7	16	0	2005
North Carolina A&T	18	2	0	2009	UCF	4	29	0	2005
UNC Asheville	19	13	0	2007	Vanderbilt	0	1	0	2002
North Carolina Central	5	0	0	2009	Vermont	2	0	0	1988
UNC Greensboro	3	5	0	1998	Virginia	1	6	0	1994
North Carolina State	9	28	1	2009	Virginia Commonwealth	0	2	0	1993
UNC Pembroke	9	1	0	2005	Virginia Military Institute	1	0	0	1995
N.C. Wesleyan	4	5	0	1992	Virginia Tech	7	12	0	2006
UNC Wilmington	34	50	0	2008	Wake Forest	9	21	0	2000
North Florida	2	14	0	2009	West Liberty State	1	0	0	1984
USC Upstate	0	3	0	2008	Western Carolina	21	25	0	1989
Northwestern	3	0	0	1984	Western Michigan	1	1	0	1997
Ohio	4	1	1	2005	Westfield State	0	2	0	1978
Ohio State	0	1	0	1996	William & Mary	2	5	0	1992
Old Dominion	0	4	0	1998	Wingate	1	0	1	1979
Pace	5	0	0	2001	Winthrop	19	19	0	1994
Pfeiffer	1	0	0	1990	Wofford	10	1	0	1999
Pittsburgh-Johnstown	3	0	0	1981	Xavier	0	1	0	1997
Princeton	3	3	0	2003	Yale	4	3	0	1997
Radford	20	14	0	2001	Youngstown State	2	3	0	1997
Rhode Island	2	4	0	1987					
Richmond	4	13	0	1998					
Sacred Heart	1	0	0	1982					
Saint Andrews	2	1	0	1992					
Saint Augustine's	1	0	0	1984					
Saint Bonaventure	2	0	0	1986					
Saint Louis	0	1	0	1993					
Saint Peter's	3	0	0	1996					
Salisbury State	1	1	0	1979					
Samford	11	7	0	2003					
Savannah State	2	0	0	2009					
Seton Hall	1	2	0	2007					
Siena	1	0	0	2005					
South Alabama	0	2	0	1989					
South Carolina	2	10	0	2000					
South Carolina Aiken	0	1	0	1994					
South Carolina Upstate	1	5	0	2009					
South Florida	0	1	0	1992					
Southeastern Louisiana	1	2	0	1995					
Southern Illinois	0	1	0	1990					
Stanford	0	1	0	1990					
Stetson	18	22	0	2009					
Stony Brook	3	1	0	2002					
Towson (State)	7	7	1	2000					

Support Groups

Athletic Training

CU's Athletic Training staff offers all Fighting Camel student-athletes the best available medical care for athletic injuries. They design and implement programs to prevent, manage and treat athletic injuries. They also supervise injury rehabilitation programs that are designed to return the athlete to athletic activity as quickly and safely as possible.

The athletic training services program is directed by head athletic trainer Quinton Sawyer, three assistant athletic trainers and four interns/graduate assistants.

In addition, the staff also provides the education to a number of students majoring in athletic training. These students are enrolled in a challenging academic major that not only requires that they make the grade in the classroom but also must excel in real-life situations.

The education program is directed by Catherine Simonson. The Athletic Training staff also works closely with Dr. Chris Stewart, M.D., and Mr. Jerry Brenneman, P.A., of Campbell University Student Health Services and team physicians, Dr. Bill Hage of Triangle Orthopedics in Raleigh and Dr. Michael Hart of Cary Family Practice and Sports Medicine in Cary to provide quality physician services to student-athletes. Other allied health care needs available within the athletic training services program include optometry, dentistry, chiropractic and sports massage.

Student-Athlete Support Program

The Campbell Athletics Department is committed to academic excellence and to promoting student-athlete welfare through the broad-based Student-Athlete Support Program. Under the guidance of Malinda Ashcraft, Associate Athletics Director for Academic Services and Campbell's Senior Women's Administrator, programs are available that provide opportunities for student-athletes to grow academically, socially, spiritually, emotionally and physically.

The Student-Athlete Support Program was created to assist student-athletes with a number of issues ranging from the development of personal responsibility and educational goals to addressing personal and social problems that are unique to the Division I student-athlete.

Some of the services offered through the Student-Athlete Support Program are the Individual Study Plan program, tutorial sessions, study halls, one-on-one academic advising, Student-Athlete Advisory Committee, NCAA Life Skills and other academic support services.

The Academic Support Center is the focal point of the program. The center is open seven days a week with flexible hours designed to accommodate the busy schedule of a student-athlete. The center has been designed to serve as an optimal learning environment, while providing the student-athlete with all the tools necessary to achieve academic success.

The center is equipped with several computer work stations, individual study carrels, and areas for monitored group study and tutorial work. Tutorial sessions of different subject areas are provided several times a week for the student-athletes. The center also provides the student-athlete with a convenient place to study, either individually or in a group setting, where his or her progress can be supervised.

The Student-Athlete Advisory Committee is comprised of members of the 20 varsity sport programs at Campbell who are nominated by their head coaches. The group was organized to facilitate communication and involvement between student-athletes and administrators and to better integrate athletes into the general student body.

As a branch of the SAAC, the Camels CARE Team is comprised of student-advisory members, whose mission is to develop ways to increase university representation in community service activities. Proposed committee activities include: Special Olympics, "Adopt-a-Grandparent," tutoring services for local grade schools, the Big Brother / Big Sister organization and a speakers' bureau.

To these young adults, athletics becomes more than an end in itself, but rather a means by which they may fully develop their character, and in the process, make a positive impact on the world around them.

Strength and Conditioning

The Campbell University strength and conditioning facilities are located at the John W. Pope Jr. Convocation Center and the Willard B. Harris Training Center.

Although specific strength and conditioning programs are designed for each sport, the basic goal is the same – to help athletes increase their full potential in all areas of fitness: strength, speed, flexibility and stamina.

Workouts are supervised by Andrew Carter, who is in his first year as head strength and conditioning coach. To assist in the student-athlete's routines, the improved facilities are stocked with a wide array of free weights, stationary plate-loaded machines and a number of aerobic machines.

Members of each of CU's 20 varsity teams meet on a weekly basis, with some teams training and preparing for competition several times a week. Campbell's strength and conditioning program has an ultimate goal of achieving the maximum potential, in order to better prepare student-athletes in competition.



The Fighting Camel

Many stories exist as to the origin of the nickname "Fighting Camels" and the adoption of a camel as the mascot of Campbell University athletic teams. To date, there is still uncertainty as to why the unique mascot (only one other school in the United States -- and none in Division I -- has the nickname "Camels") was chosen.

According to historian J. Winston Pearce, author of "Campbell College, Big Miracle in Little Buies Creek," the nickname's origin perhaps stretches back to the turn of the century when all but one of the school's original buildings were destroyed by fire. In the aftermath, Z.T. Kivett visited the school's founder and president, Dr. James Archibald Campbell, at his residence.

As Dr. Campbell bemoaned the fate of the institution he had worked 13 years to build, Mr. Kivett encouraged him, "Your name's Campbell; then get a hump on you! We've got work to do." Dr. Campbell thought that Mr. Kivett said, "You're a camel, get a hump on you." Hence the nomadic nickname.

Campbell's athletic teams were originally named the "Hornets." Copies of *Creek Pebbles*, the school newspaper, in the 1920s and 1930s described the teams as "Hornets." Other references to the athletic teams were "The Campbells" or the "Campbellites."

Although an official date is unknown, the changing of the mascot to a camel came in late 1933 or early 1934. There is no explanation why the nickname was changed to Camels, only this one sentence was printed in the Jan. 13, 1934 issue of *Creek Pebbles*: "Eight new men were recently initiated into Campbell's monogram club, which has changed its name from 'Hornets' to 'Camels.'"

From that point on, all Campbell athletic teams have proudly worn the Camel mascot.



THIS IS THE ATLANTIC SUN CONFERENCE

For more than 30 years the Atlantic Sun Conference has stood for achievement with integrity in both the academic and athletic arenas with a focus on the balance between the two for

its student-athletes. The A-Sun boasts a blend of the most dynamic and prestigious private and public institutions in the region, with all committed to the conference goal of Building Winners for Life.

The experience for a student-athlete in the A-Sun is supported by the entire university community, from coaches to faculty, and from the CEO's to the athletic and academic support staff. Atlantic Sun student-athletes compete in outstanding facilities throughout the conference and in some of top markets in the Southeast. Eight A-Sun schools compete in the top 10 media markets within the conference's five-state footprint. With All-America selections, National All-Academic honorees, teams and individuals qualifying for and advancing in NCAA Championship play, Atlantic Sun student-athletes achieve at the highest levels of collegiate athletics.

ACADEMIC SUCCESS

For the second straight year, all 11 institutions placed at least 50 percent of its student-athletes on the All-Academic Team. The membership also established a new overall record of 59 percent of all student-athletes earning All-Academic status during the 2007-08 academic year.

Continuing a tradition of academic achievement, more than 57 percent of all student-athletes earned All-Academic status during the 2008-09 academic year. Fifteen student-athletes earned places on the 2008-09 CoSIDA/ESPN the Magazine Academic All-District Teams. Belmont led the impressive institutional totals in the race for the All-Academic Trophy for the seventh time in eight years with 66.5 percent of its the student-athletes achieving All-Academic status with grade point averages of a 3.00, or better.

Belmont senior Andy Wicke, Jacksonville senior Jeremy Gillan, Lipscomb junior Kellie Sirius and Campbell senior Karlie Love earned spots on CoSIDA/ESPN the Magazine Academic All-America teams. Lipscomb's men and women track and field teams and the women's cross country team ranked among the top 10 GPAs in NCAA Division I, in being recognized as All-Academic Scholar Teams from the U.S. Track and Field and Cross Country Coaches Association. The Belmont men's cross country team posted the fifth-highest GPA, according to the USTFCCCA.

Wicke, one of the Bruins' most celebrated student-athletes, shared the conference's male Scholar Athlete of the Year award and earned the conference's Postgraduate Scholarship. Mercer's Chereese Rowe earned the conference's second Postgraduate Scholarship. Wicke earned national acclaim as he became one of just two men's basketball players to receive an educational grant through the NCAA postgraduate scholarship program. For his dedicated academic success and community service, Wicke landed on the Lowe's All-Senior All-America Second Team and was one of 10 finalists for the Lowe's Senior Class Award.

ATHLETIC SUCCESS

For the second straight season, the A-Sun made early headlines on the hardwood as Mercer, under new head coach Bob Hoffman, went on the road and defeated Alabama and Auburn within a four-day span, shooting the Bears up to the top spot in the RPI. At the General Shale Brick Atlantic Sun Championship, ETSU ended Belmont's three-year reign, winning its first A-Sun Tournament title and making the NCAA field for the eighth time. During the Championship, Courtney Pigram became just the second player in league history to reach the 2000-point plateau. Two players could reach that mark this season in Mercer's James Florence and Campbell's Jonathan Rodriguez. Florence and Campbell begin the season as the second- and third-highest active scorers in the nation.

During the baseball season, three A-Sun hurlers, Lipscomb's Rex Brothers and Kennesaw State's duo of Chad Jenkins and Kyle Heckathorn moved up the draft boards of Major League teams with every dominating performance. Brothers turned in one of the league's top single-season strikeout performances; Jenkins posted a 41-inning scoreless streak and Heckathorn capped his season with a dominating 15-strikeout performance against UNF, earning National Player of the Week honors. On draft night, Jenkins became just the seventh A-Sun player to be a first-round selection, going to the Blue Jays. In the supplemental phase of the first round, the Rockies picked Rex Brothers and the Brewers tabbed Heckathorn.

In softball, the conference turned in one of its finest seasons in history, especially during the non-conference season. Against out-of-conference opposition, A-Sun schools posted a .602 win percentage, the fifth-highest in the nation, trailing only the SEC, Pac-10, ACC and Big 12. Five schools finished with win percentages better than .600 and FGCU and Mercer reached the 40-win mark. The Eagles established a league record for win percentage at .839 in posting a 47-9 record. For the second-consecutive May, Campbell emerged victorious at the A-Sun Championship, led by the dominating performance of MVP Brittany Stanley. She pitched all 31 innings, recorded two shutouts and struck out 26 against only two walks.

One of the most dominating athletes in Atlantic Sun history closed out her career in Jacksonville's Natasha Harvey. She led the Dolphins team titles in both Indoor and Outdoor Track & Field for a fourth-straight year and won the inaugural MVP honors at both meets as well as the Most Outstanding Field Performer award. During her four years, she won a combined 18 individual events, five Most Outstanding Performer awards, both Most Outstanding Freshman performers in addition to the two MVP honors. Off the track, she won the A-Sun's Female Student-Athlete of the Year Award, was the A-Sun's nominee for the NCAA Woman of the Year Award and appeared on the U.S. Track & Field and Cross Country Coaches Association All-Academic team for a fourth-straight year.

The 2009-10 athletic year promises to be an exciting one for the Atlantic Sun as UNF and Kennesaw State earned full Division-I status and will be eligible for all postseason tournaments. FGCU's champion volleyball and baseball programs and USC Upstate's soccer and softball programs have also gained access to A-Sun and NCAA postseason play. For the first time in league history, Mercer and its University Center will play host to the General Shale Brick Men's and Women's Basketball Championships. The Baseball Championship leaves Florida for the first time in 16 years for Nashville, Tenn. and Lipscomb's Dugan Field. FGCU landed its first championship, and will host volleyball in November. These new additions and venues make the upcoming year a hotly anticipated season for the Atlantic Sun.



IMPOSSIBLE IS NOTHING



Adidas is the official supplier of Campbell University Athletics

CAMPBELL

2010 BASEBALL

Date	Opponent	Location	Time (ET)
Fri, Feb 19	UNC ASHEVILLE	BUIES CREEK, N.C.	4:00 p.m.
Sat, Feb 20	UNC ASHEVILLE	BUIES CREEK, N.C.	1:00 p.m.
Sat, Feb 20	UNC ASHEVILLE	BUIES CREEK, N.C.	4:00 p.m.
Tue, Feb 23	North Carolina State	at Raleigh, N.C.	3:00 p.m.
Fri, Feb 26	North Carolina A&T	at Greensboro, N.C.	3:00 p.m.
Sat, Feb 27	NORTH CAROLINA A&T	BUIES CREEK, N.C.	1:00 p.m.
Sat, Feb 27	NORTH CAROLINA A&T	BUIES CREEK, N.C.	4:00 p.m.
Wed, Mar 03	UNC WILMINGTON	BUIES CREEK, N.C.	
Fri, Mar 05	SAVANNAH STATE	BUIES CREEK, N.C.	4:00 p.m.
Sat, Mar 06	SAVANNAH STATE	BUIES CREEK, N.C.	1:00 p.m.
Sat, Mar 06	SAVANNAH STATE	BUIES CREEK, N.C.	6:00 p.m.
Tue, Mar 09	LASALLE	BUIES CREEK, N.C.	6:00 p.m.
Wed, Mar 10	LASALLE	BUIES CREEK, N.C.	4:00 p.m.
Sat, Mar 13	Mercer *	at Macon, Ga.	2:15 p.m.
Sat, Mar 13	Mercer *	at Macon, Ga.	6:00 p.m.
Sun, Mar 14	Mercer *	at Macon, Ga.	1:00 p.m.
Tue, Mar 16	MARYLAND EASTERN SHORE	BUIES CREEK, N.C.	3:00 p.m.
Tue, Mar 16	MARYLAND EASTERN SHORE	BUIES CREEK, N.C.	6:00 p.m.
Wed, Mar 17	MARYLAND EASTERN SHORE	BUIES CREEK, N.C.	4:00 p.m.
Fri, Mar 19	KENNESAW STATE *	BUIES CREEK, N.C.	6:00 p.m.
Sat, Mar 20	KENNESAW STATE *	BUIES CREEK, N.C.	1:00 p.m.
Sat, Mar 20	KENNESAW STATE *	BUIES CREEK, N.C.	5:15 p.m.
Tue, Mar 23	NORTH CAROLINA STATE	BUIES CREEK, N.C.	6:00 p.m.
Fri, Mar 26	North Florida *	at Jacksonville, Fla.	7:00 p.m.
Sat, Mar 27	North Florida *	at Jacksonville, Fla.	1:00 p.m.
Sat, Mar 27	North Florida *	at Jacksonville, Fla.	TBA
Tue, Mar 30	NORFOLK STATE	BUIES CREEK, N.C.	6:00 p.m.
Thu, Apr 01	Stetson *	at DeLand, Fla.	6:30 p.m.
Fri, Apr 02	Stetson *	at DeLand, Fla.	1:00 p.m.
Fri, Apr 02	Stetson *	at DeLand, Fla.	4:00 p.m.
Wed, Apr 07	UNC Wilmington	at Wilmington, N.C.	6:00 p.m.
Fri, Apr 09	FLORIDA GULF COAST *	BUIES CREEK, N.C.	4:00 p.m.
Sat, Apr 10	FLORIDA GULF COAST *	BUIES CREEK, N.C.	1:00 p.m.
Sat, Apr 10	FLORIDA GULF COAST *	BUIES CREEK, N.C.	TBA
Tue, Apr 13	East Carolina	at Greenville, N.C.	6:00 p.m.
Fri, Apr 16	USC Upstate *	at Spartanburg, S.C.	6:00 p.m.
Sat, Apr 17	USC Upstate *	at Spartanburg, S.C.	1:00 p.m.
Sat, Apr 17	USC Upstate *	at Spartanburg, S.C.	TBA
Tue, Apr 20	EAST CAROLINA	BUIES CREEK, N.C.	6:00 p.m.
Fri, Apr 23	EAST TENNESSEE STATE *	BUIES CREEK, N.C.	6:00 p.m.
Sat, Apr 24	EAST TENNESSEE STATE *	BUIES CREEK, N.C.	1:00 p.m.
Sat, Apr 24	EAST TENNESSEE STATE *	BUIES CREEK, N.C.	TBA
Fri, Apr 30	NORTH CAROLINA CENTRAL	BUIES CREEK, N.C.	6:00 p.m.
Sat, May 01	North Carolina Central	at Durham, N.C.	2:00 p.m.
Sat, May 01	North Carolina Central	at Durham, N.C.	TBA
Fri, May 07	LONGWOOD	BUIES CREEK, N.C.	6:00 p.m.
Sat, May 08	LONGWOOD	BUIES CREEK, N.C.	1:00 p.m.
Sat, May 08	LONGWOOD	BUIES CREEK, N.C.	TBA
Tue, May 11	Norfolk State	at Norfolk, Va.	6:00 p.m.
Fri, May 14	Belmont *	at Nashville, Tenn.	3:00 p.m.
Fri, May 14	Belmont *	at Nashville, Tenn.	TBA
Sat, May 15	Belmont *	at Nashville, Tenn.	2:00 p.m.
Tue, May 18	Longwood	at Farmville, Va.	6:00 p.m.
Thu, May 20	LIPSCOMB *	BUIES CREEK, N.C.	6:00 p.m.
Fri, May 21	LIPSCOMB *	BUIES CREEK, N.C.	1:00 p.m.
Fri, May 21	LIPSCOMB *	BUIES CREEK, N.C.	TBA
Wed, May 26	Atlantic Sun Tournament	at Nashville, Tenn.	TBA

